



INDIANAPOLIS COLTS WEEKLY PRESS RELEASE

Indiana Farm Bureau Football Center
P.O. Box 535000
Indianapolis, IN 46253
www.colts.com



REGULAR SEASON WEEK 6

INDIANAPOLIS COLTS (3-2) VS. NEW ENGLAND PATRIOTS (4-0)
8:30 P.M. EDT | SUNDAY, OCT. 18, 2015 | LUCAS OIL STADIUM



COLTS HOST DEFENDING SUPER BOWL CHAMPION NEW ENGLAND PATRIOTS



Colts Wide Receiver
Andre Johnson

The Indianapolis Colts will host the New England Patriots on Sunday Night Football on NBC. Game time is set for 8:30 p.m. at Lucas Oil Stadium.

The matchup will mark the 75th all-time meeting between the teams in the regular season, with the Patriots holding a 46-28 advantage.

Last week, the Colts defeated the Texans, 27-20, on Thursday Night Football in Houston. The victory gave the Colts their 16th consecutive win within the AFC South Division, which set a new NFL record and is currently the longest active streak in the league.

Quarterback **Matt Hasselbeck** started for the second consecutive week and completed 18-of-29 passes for 213 yards and two touchdowns. Indianapolis got off to a quick 13-0 lead after kicker **Adam Vinatieri** connected on two field goals and wide receiver **Andre Johnson** caught a touchdown. The Texans narrowed the gap with 10 unanswered points in the final 2:08 of the first half to cut the Colts lead to 13-10 at halftime.

The teams traded touchdowns in the third quarter, but a two-yard touchdown reception by Johnson (six receptions for 77 yards and two touchdowns) in the fourth quarter helped extend Indianapolis' lead.

After connecting on a field goal, Houston attempted a late rally, but safety **Mike Adams** grabbed his second interception of the game with two minutes left in regulation to seal the victory.

Following Sunday night's game, the Colts will face the New Orleans Saints in their first matchup since 2011.

MEDIA SCHEDULE: OCT. 13-18

Tuesday, October 13

No Availability

Wednesday, October 14

9:00 a.m. – New England Patriots Head Coach Bill Belichick Conference Call
11:30 a.m. – New England Patriots Player Conference Call
11:35 a.m. – Practice (Limited Availability)
1:40 p.m. – Coach Pagano Available
1:50 p.m. – Player Availability

Thursday, October 15

11:35 a.m. – Practice (Limited Availability)
1:30 p.m. – Coordinators Available
1:45 p.m. – Player Availability

Friday, October 16

11:15 a.m. – Practice (Limited Availability)
After Practice – Coach Pagano Available
After Practice – Player Availability

Saturday, October 17

No Availability

Sunday, October 18

Colts vs. Patriots – 8:30 p.m.

BROADCAST INFORMATION

TV coverage: NBC

Play-by-Play: Al Michaels

Color Analyst: Cris Collinsworth

Sideline: Michele Tafoya



Radio coverage: WFNI & WLHK

Play-by-Play: Bob Lamey

Color Analyst: Jim Sorgi

Sideline: Matt Taylor



Radio coverage: Westwood One Sports

Play-by-Play: Kevin Kugler

Color Analyst: James Lofton



INDIANAPOLIS COLTS 2015 SCHEDULE

PRESEASON (1-3)

Day	Date	Opponent	TV	Time/Result
Sun.	Aug. 16	at Philadelphia	WXIN	L, 36-10
Sat.	Aug. 22	CHICAGO	WXIN	L, 23-11
Sat.	Aug. 29	at St. Louis	WXIN	W, 24-14
Thurs.	Sept. 3	CINCINNATI	WXIN	L, 9-6

REGULAR SEASON (3-2)

Day	Date	Opponent	TV	Time/Result
Sun.	Sept. 13	at Buffalo	CBS	L, 27-14
Mon.	Sept. 21	NY JETS	ESPN	L, 20-7
Sun.	Sept. 27	at Tennessee	CBS	W, 35-33
Sun.	Oct. 4	JACKSONVILLE	CBS	W, 16-13
Thurs.	Oct. 8	at Houston	CBS/NFLN	W, 27-20
Sun.	Oct. 18	NEW ENGLAND	NBC	8:30 p.m.
Sun.	Oct. 25	NEW ORLEANS	FOX	1 p.m.
Mon.	Nov. 2	at Carolina	ESPN	8:30 p.m.
Sun.	Nov. 8	DENVER	CBS	4:25 p.m.
Sun.	Nov. 15	BYE WEEK		
Sun.	Nov. 22	at Atlanta	CBS	1 p.m.
Sun.	Nov. 29	TAMPA BAY	FOX	1 p.m.
Sun.	Dec. 6	at Pittsburgh	NBC	8:30 p.m.
Sun.	Dec. 13	at Jacksonville	CBS	1 p.m.
Sun.	Dec. 20	HOUSTON	CBS	1 p.m.
Sun.	Dec. 27	at Miami	CBS	1 p.m.
Sun.	Jan. 3	TENNESSEE	CBS	1 p.m.

*All times are Eastern; Home games in **BOLD CAPS**

2015 AFC SOUTH STANDINGS

Team	W	L	T	Pct.	Pts.	Opp.
Indianapolis	3	2	0	.600	99	113
Tennessee	1	3	0	.250	102	91
Houston	1	4	0	.200	97	135
Jacksonville	1	4	0	.200	93	145



TABLE OF CONTENTS / IMPORTANT INFORMATION

TABLE OF CONTENTS

Game Preview/Schedules/Standings	1
Table of Contents/Important Information	2
OPPONENT INFORMATION	
Head Coach Comparison	3
Connections	4
Statistical Comparison	5-6
Career Stats vs. Opponent	7-11
COLTS NOTES	
Colts Notes	11-15
Robert Mathis Notes	16-17
Andrew Luck Notes	18-19
Adam Vinatieri Notes	20-21
T.Y. Hilton Notes	22
Frank Gore Notes	23
Andre Johnson Notes	24
ROSTER PAGES	
Unofficial Depth Chart	25
Players By Position	26
How the Colts were Built	27
Alphabetical Roster	28
Numerical Roster	29
Roster By Experience	30
Roster Superlatives	31
Transactions	32-33
2015 Colts Participation	34
COLTS STATISTICS	
2015 Colts Regular Season Stats	35
2015 Colts Regular Season Defensive Stats	36

2015 HONORS

P-PAT McAFEE

AFC Special Teams Player of the Week - Week 3

IMPORTANT NFL DATES

OCTOBER 16

Beginning on the sixth calendar day prior to a club's seventh regular season game (including any bye week) and continuing through the day after the conclusion of the 11th regular season weekend, clubs are permitted to begin practicing players on Reserve/Physically Unable to Perform and Reserve/Non-Football Injury or Illness for a period not to exceed 21 days. Players may be activated during the 21-day practice period, or prior to 4:00 p.m., New York time, on the day after the conclusion of the 21-day period, provided that no player may be activated to participate in a Week 6 game.

OCTOBER 25

NFL International Series, Buffalo Bills vs. Jacksonville Jaguars, London, England

NOVEMBER 1

NFL International Series, Detroit Lions vs. Kansas City Chiefs, London, England

NOVEMBER 3

All trading ends for 2015 at 4:00 p.m., New York time.

NOVEMBER 4

Players with at least four previous pension-credited seasons are subject to the waiver system for the remainder of the regular season and postseason.

NOVEMBER 17

At 4:00 p.m., New York time, signing period ends for Franchise Players who are eligible to receive offer sheets.

NOVEMBER 17

Prior to 4:00 p.m., New York time, deadline for clubs to sign their unsigned Franchise and Transition Players, including Franchise Players who were eligible to receive offer sheets until this date. If still unsigned after this date, such players are prohibited from playing in NFL in 2015.

IMPORTANT NFL DATES

NOVEMBER 17

Prior to 4:00 p.m., New York time, deadline for clubs to sign their Unrestricted Free Agents to whom the "May 12 Tender" was made. If still unsigned after this date, such players are prohibited from playing in NFL in 2015.

NOVEMBER 17

Prior to 4:00 p.m., New York time, deadline for clubs to sign their Restricted Free Agents, including those to whom the "June 1 Tender" was made. If such players remain unsigned after this date, they are prohibited from playing in NFL in 2015.

NOVEMBER 17

Prior to 4:00 p.m., New York time, deadline for clubs to sign their drafted rookies. If such players remain unsigned after this date, they are prohibited from playing in NFL in 2015.

JANUARY 3

Week 17 of the Regular Season.

COLTS GAMEDAY INFORMATION

PRE-GAME FESTIVITIES

American Family Insurance Touchdown Town

Free and open to the public, American Family Insurance Touchdown Town **will open four hours prior to kickoff** of the Colts Sunday Night Football game and features \$3 drinks specials, a giant TV screen, live music, the PLAY 60 Zone for kids and much more. Touchdown Town is located on the north side of Lucas Oil Stadium, along South Street. www.colts.com/events.

- **Food Special:** US Foods will offer a blue burger, fries and beverage for \$10.
- **Limited Edition Give-A-Way:** Each game this season, the first 2,000 fans inside American Family Insurance Touchdown Town will receive a limited edition koozie featuring the name, number and laser signature of a Colts player. This week's featured player is: **Andrew Luck**.

IN-STADIUM GIVE-A-WAY

The first 40,000 fans inside the gates at Lucas Oil Stadium on Sunday night will receive a commemorative Lucas Oil Products cup featuring Colts QB-Andrew Luck.

GAMEDAY CHARITY COLLECTION

Special Olympics Indiana

The Indianapolis Colts are teaming up with Special Olympics Indiana to host a pre-game charity collection outside the stadium gates. Fans can drop off a cash donation for Special Olympics Indiana at any of the Community Collection Stations, presented by Toyota, before heading into Lucas Oil Stadium. The collection will run from 6:30-8:30 p.m. on Sunday. Special Olympics Indiana is a not-for-profit organization that provides year-round sports training and athletic competition in more than 20 Olympic-type sports for children and adults with intellectual disabilities, reaching nearly 11,000 athletes across Indiana.

www.colts.com/collections.

50/50 RAFFLE

During every 2015 home game, the Indianapolis Colts Foundation will host a 50/50 Raffle for Colts fans. Tickets will be sold at six kiosks throughout the stadium as well as multiple mobile sellers. Tickets will be sold through the end of the third quarter. During the fourth quarter, the Colts will announce the winning number and amount. Fifty percent of the net proceeds from the evening's ticket sales will go to one lucky fan and the remainder will support the work of the Indianapolis Colts Foundation in the community. www.colts.com/5050. Gaming License Number 138747.

NATIONAL ANTHEM SINGER

Frank Sinatra, Jr.

HALFTIME ENTERTAINMENT

Purdue "All-American" Marching Band



COLTS HEAD COACH CHUCK PAGANO



COACHING YEARS IN NFL: 14th Year
COLTS HEAD COACH: 4th Year
REGULAR SEASON: 36-17 (.679)
POSTSEASON: 3-3 (.500)

PRO CAREER: Named head coach of the Indianapolis Colts on January 25, 2012. In three seasons as head coach of the Indianapolis Colts, Chuck Pagano led the team to three consecutive 11-5 regular season records and playoff berths each year. He is only the second head coach in NFL history to earn 11 wins in each of his first three seasons with a team and the third head coach in Colts history to reach the playoffs in each of his first three years.

In 2014, Pagano led the Colts to a perfect 6-0 division record for the second straight year, marking the first time in franchise history they've accomplished the feat in back-to-back seasons. The Colts claimed their ninth AFC South title since 2002, which is the second-most division titles of any NFL team during that span. Indianapolis also won two postseason contests and made it back to the AFC Championship Game for the first time since 2009.

In 2013, Indianapolis recorded a perfect 6-0 division record for the first time since 2009 and claimed its eighth division title since 2002. Indianapolis placed 17 players on Injured Reserve, including six starters, and witnessed an NFL-high 73 different players take at least one snap with the team. Pagano guided the Colts to a win over the Kansas City Chiefs in the AFC Wild Card Playoff game that marked the second-largest comeback in NFL postseason history.

In 2012, the Colts overcame the loss of Pagano to acute promyelocytic leukemia for 12 games and responded with seven fourth quarter or overtime game-winning drives en route to an 11-5 campaign.

Pagano previously spent four seasons with the Baltimore Ravens, the last (2011) as the team's defensive coordinator. He also served as the defensive backs coach of the Oakland Raiders (2005-06) and the secondary coach of the Cleveland Browns (2001-04).

CAREER RECORD: 39-20.

BACKGROUND: Pagano was a safety at Wyoming from 1980-83. Coached collegiately at Southern California (1984-85), Miami (1986), Boise State (1987-88), East Carolina (1989), Nevada-Las Vegas (1990-91), East Carolina (1992-94), Miami (1995-2000) and North Carolina (2007).

PERSONAL: Born in Boulder, Colo. on October 2, 1960. He and wife, Tina, have three daughters: Tara, Taylor, Tori. His brother, John, is the San Diego Chargers defensive coordinator.

INDIANAPOLIS COLTS ASSISTANT COACHES

Pep Hamilton	Offensive Coordinator
Greg Manusky	Defensive Coordinator
Tom McMahon	Special Teams Coordinator
Roy Anderson	Safeties Coach
Tim Berbenich	Defensive Assistant
Brant Boyer	Asst. Special Teams Coach
Clyde Christensen	Quarterbacks Coach
Rob Chudzinski	Associate Head Coach
Gary Emanuel	Defensive Line Coach
Jeff FitzGerald	Linebackers Coach
Joe Gilbert	Offensive Line Coach
Mike Gillhamer	Secondary Coach
Frank Giufre	Offensive Quality Control Coach
Jim Hostler	Wide Receivers Coach
Richard Howell	Asst. Strength & Conditioning Coach
Hal Hunter	Offensive Line Coach
Roger Marandino	Head Strength & Conditioning Coach
Alfredo Roberts	Tight Ends Coach
Brad White	Outside Linebackers Coach
Charlie Williams	Running Backs Coach

PATRIOTS HEAD COACH BILL BELICHICK



COACHING YEARS IN NFL: 41st Year
PATRIOTS HEAD COACH: 16th Year
REGULAR SEASON: 215-109 (.664)
POSTSEASON: 22-9 (.710)

PRO CAREER: Bill Belichick is in his 41st season as an NFL coach and his 16th season as head coach of the New England Patriots. Hired by Chairman and CEO Robert Kraft on Jan. 27, 2000, Belichick has led the Patriots to 14 consecutive winning seasons (2001-14). Through 15 seasons with New England, Belichick has delivered four Super Bowl championships, six conference titles, 12 division crowns and 21 playoff victories, while posting an overall record of 237-118.

Belichick won his fourth Super Bowl title last season with the Patriots 28-24 victory over Seattle to match Pittsburgh's Chuck Noll for the most Super Bowl wins by a head coach. He is one of five NFL head coaches to win four or more championships since the league began postseason play in 1933. Belichick is the only of those five to win three titles in a four-year span with Super Bowl wins in 2001 and back-to-back Super Bowl wins in 2003 and 2004.

Belichick directed the Patriots to victories in Super Bowls XXXVI (2001), XXXVIII (2003), XXXIX (2004) and XLIX (2014), and in 2007 he became the first NFL head coach to guide his team to a 16-0 regular season. His 12 division titles are the most among any coach since the 1970 merger. Belichick helped the Patriots become the first franchise in NFL history to score 500 or more points in four seasons (2007-589, 2010-518, 2011-513 and 2012-557).

Belichick's recent accomplishments are the latest triumphs in a career during which he has helped produce six Super Bowl titles, nine conference championships and 19 division titles since entering the NFL in 1975.

He won his first two Super Bowls as defensive coordinator for the New York Giants in 1986 and 1990 before claiming four Super Bowl championships with the Patriots. Belichick launched his coaching career in 1975 with the Baltimore Colts and continued as an assistant coach with Detroit (1976-77), Denver (1978) and the New York Giants (1979-1990).

Belichick was named head coach of the Cleveland Browns in 1991, becoming the youngest head coach in the NFL at age 38. By 1994, Belichick brought the Browns back to the playoffs, finishing 11-5 and advancing to the second round of the postseason, while allowing a league-low 204 total points.

In 1996, Belichick joined New England and was a key contributor to the Patriots first division title in 10 years en route to the Patriots appearance in Super Bowl XXXI. Belichick then spent three seasons with the New York Jets from 1997 to 1999, helping New York improve from a 1-15 season in 1996 to an appearance in the AFC Championship Game in 1998.

CAREER RECORD: 237-118.

BACKGROUND: Belichick was a center/tight end at Wesleyan from 1971-74.

PERSONAL: Born April 16, 1952, Nashville, Tenn.

NEW ENGLAND PATRIOTS ASSISTANT COACHES

Josh McDaniels	Offensive Coordinator
Matt Patricia	Defensive Coordinator
Dave DeGuglielmo	Offensive Line Coach
Joe Judge	Special Teams Coach
Josh Boyer	Cornerbacks Coach
Ivan Fears	Running Backs Coach
Patrick Graham	Linebackers Coach
Brian Flores	Safeties Coach
Chad O'Shea	Receivers Coach
Harold Nash	Strength & Conditioning Coach
Moses Cabrera	Assistant Strength and Conditioning
Brian Daboll	Tight Ends Coach
Brendan Daly	Defensive Line Coach
Steve Belichick	Coaching Assistant
Jerry Schuplinski	Coaching Assistant
Ray Ventrone	Special Teams Assistant

COLTS/PATRIOTS CONNECTIONS

INDIANA/MASSACHUSETTS CONNECTIONS

- Colts **QB-Matt Hasselbeck** (1994-97) and **T-Anthony Castonzo** (2007-2010) both played at Boston College.
- **Hasselbeck** is from Norfolk, Mass.
- Indianapolis Defensive Line Coach **Gary Emanuel** was on the coaching staff at Massachusetts from 1986-88.
- Colts Quarterbacks Coach **Clyde Christensen** coached at Holy Cross from 1989-1990.
- Indianapolis Offensive Line Coach **Joe Gilbert** was on the Northeastern coaching staff from 1991-93.
- Patriots **DE-Rob Ninkovich** played at Purdue from 2004-05.

FORMER COLTS/PATRIOTS

- Colts **K-Adam Vinatieri** spent 10 seasons (1996-2005) with New England, helping the Patriots win three Super Bowls. Vinatieri kicked game-winning field goals in both Super Bowl XXXVI and XXXVIII, and is the first player in NFL history to kick 200 field goals with two different franchises. In Week 4 vs. Jacksonville, Vinatieri also became the first player in NFL history to score 1,000 points with two different franchises.
- Indianapolis **CB-Darius Butler** played for the Patriots from 2009-2010.
- Colts **RS-Marcus Thigpen** spent time on the Patriots practice squad in 2014.
- Patriots Head Coach **Bill Belichick** started his coaching career in 1975 as a special assistant with the Baltimore Colts.
- New England **RB-Dion Lewis** spent time on the Colts roster last season.

COLLEGE CONNECTIONS

- Colts **C-Jonotthan Harrison** was teammates with Patriots **DL-Dominique Easley** and **LB-Jon Bostic** for four years at Florida.
- Indianapolis Offensive Line Coach **Joe Gilbert** spent one season (2008) at Houston with New England **T-Sebastian Vollmer's** senior season for the Cougars.
- Colts **CB-Vontae Davis** was teammates at Illinois with Patriots with **DB-Tavon Wilson** in 2008. In 2009, Colts **G-Hugh Thornton** joined **Wilson** on the Illini. Colts Secondary Coach **Mike Gillhamer** and **Gilbert** were also on the coaching staff in Champaign.
- Indianapolis **WR-Donte Moncrief** and New England **RB-Brandon Bolden** were teammates at Ole Miss in 2011.
- Colts **T/G-Jack Mewhort** played at Ohio State with Patriots **DB-Nate Ebner** from 2010-11.
- Indianapolis Defensive Line Coach **Gary Emanuel** coached at Purdue while Patriots **DE-Rob Ninkovich** was playing for the Boilermakers.
- **Emanuel** was on the Rutgers coaching staff while New England **DB-Duron Harmon**, **LB-Jonathan Freeny** and **DB-Devin McCourty** were all playing for the Scarlet Knights.
- Colts **OLB-Bjoern Werner** and Patriots **G-Tre' Jackson** played together at Florida State for two seasons (2011-2012).
- Patriots **DB-Jordan Richards** (2011-14) played at Stanford with **TE-Coby Fleener** (2007-2011), **QB-Andrew Luck** (2008-2011), **WR-Griff Whalen** (2008-2011), **DT-Henry Anderson** (2010-14) and **DT-David Parry** (2010-14). Colts Offensive Coordinator **Pep Hamilton** served on the Stanford coaching staff from 2010-12 while all six players were there.

NFL CONNECTIONS

- Colts **ILB-D'Qwell Jackson** and **S-Mike Adams** played for the Browns while Patriots Tight Ends Coach **Brian Daboll** was on the Cleveland coaching staff from 2009-2010.
- **Jackson** (2006-2013) and **Adams** (2007-2011) were each

- teammates with New England **DE-Jabaal Sheard** (2011-14) in Cleveland.
- While with the Browns, **Sheard** played one season (2013) under Colts Associate Head Coach **Rob Chudzinski** when he was the head coach in Cleveland.
- **Jackson** and **Adams** played with Patriots Assistant Special Teams Coach **Ray Ventrone** in Cleveland during his four-year stint (2009-2012) with the Browns.
- Indianapolis **OLB-Erik Walden** and **DE-Kendall Langford** were teammates with New England **DE-Rob Ninkovich** with the Miami Dolphins in 2008.
- **Walden**, **Langford** and Colts **CB-Vontae Davis** played in Miami while **Daboll** (2011) and Patriots Offensive Line Coach **Dave DeGuglielmo** (2009-2011) were on the Dolphins coaching staff.
- Indianapolis Special Teams Coordinator **Tom McMahon** and **Daboll** were on the Kansas City Chiefs coaching staff together in 2012.
- Several Colts and Patriots crossed paths in St. Louis, including **Langford** (2012-14) and **McMahon** (2009-2011), along with Patriots **WR-Danny Amendola** (2009-2012), Offensive Coordinator/Quarterbacks Coach **Josh McDaniels** (2011) and Defensive Line Coach **Brendan Daly** (2009-2011).
- Indianapolis Tight Ends Coach **Alfredo Roberts** and Colts Defensive Quality Control Coach **Tim Berbenich** spent the 2010-11 seasons with New England **RB-LeGarrette Blount** in Tampa Bay.
- Colts **CB-Greg Toler** and Patriots **DL-Alan Branch** were teammates in Arizona from 2009-2010.
- Indianapolis **OLB-Trent Cole**, **G-Todd Herremans** and **S-Colt Anderson** and New England **S-Patrick Chung** were teammates in Philadelphia in 2013.
- New England **RB-Dion Lewis** played two seasons (2011-12) in Philadelphia with **Cole** and **Herremans**.
- Colts **RB-Frank Gore** and Patriots **CB-Tarell Brown** played seven seasons (2007-2013) together in San Francisco.
- **Gore** played two seasons (2013-14) with **Ventrone** in San Francisco.
- **Brown** spent time with Indianapolis Defensive Coordinator **Greg Manusky** (2007-2010) and Wide Receivers Coach **Jim Hostler** (2007) while with the 49ers.
- **Brown** and Colts **LB-Sio Moore** were teammates in Oakland in 2014.
- **Hostler** spent the 2014 season in Buffalo with Patriots **TE-Scott Chandler**.
- New England **WR-Keshawn Martin** spent the first three seasons (2012-14) of his NFL career with Indianapolis **WR-Andre Johnson** in Houston.
- Colts **RS-Marcus Thigpen** spent one season (2014) in Buffalo with Patriots **TE-Scott Chandler**.

ADDITIONAL CONNECTIONS

- Colts **DT-Arthur Jones**, who is currently on the team's Injured Reserve list, is the older brother of Patriots **DE-Chandler Jones**. The duo played one season (2009) together at Syracuse.

COLTS ON PRIMETIME

COLTS RECORD ON PRIMETIME TV, 2004-2015

Date	Day	Opponent	Result	Network
09/09/04	Thu	at New England	L, 24-27	ABC
11/08/04	Mon	MINNESOTA	W, 31-28	ABC
12/19/04	Sun	BALTIMORE	W, 20-10	ESPN
09/11/05	Sun	at Baltimore	W, 24-7	ESPN
10/17/05	Mon	ST. LOUIS	W, 45-28	ABC
11/07/05	Mon	at New England	W, 40-21	ABC
11/28/05	Mon	PITTSBURGH	W, 26-7	ABC
09/10/06	Sun	at NY Giants	W, 26-21	NBC
11/05/06	Sun	at New England	W, 27-20	NBC
11/26/06	Sun	PHILADELPHIA	W, 45-21	NBC
12/18/06	Mon	CINCINNATI	W, 34-16	ESPN
09/06/07	Thu	NEW ORLEANS	W, 41-10	NBC
10/22/07	Mon	at Jacksonville	W, 29-7	ESPN
11/11/07	Sun	at San Diego	L, 21-23	NBC
11/22/07	Thu	at Atlanta	W, 31-13	NFLN
12/09/07	Sun	at Baltimore	W, 44-20	NBC
12/30/07	Sun	TENNESSEE	L, 10-16	NBC
09/07/08	Sun	CHICAGO	L, 13-29	NBC
10/27/08	Mon	at Tennessee	L, 21-31	ESPN
11/02/08	Sun	NEW ENGLAND	W, 18-15	NBC
11/23/08	Sun	at San Diego	W, 23-20	NBC
12/18/08	Thu	at Jacksonville	W, 31-24	NFLN
01/03/09*	Sat	at San Diego	L, 17-23 (OT)	NBC
09/21/09	Mon	at Miami	W, 27-23	ESPN
09/27/09	Sun	at Arizona	W, 31-10	NBC
10/11/09	Sun	at Tennessee	W, 31-9	NBC
11/15/09	Sun	NEW ENGLAND	W, 35-34	NBC
12/17/09	Thu	at Jacksonville	W, 35-31	NFLN
09/19/10	Sun	NY GIANTS	W, 38-14	NBC
10/17/10	Sun	at Washington	W, 27-24	NBC
11/01/10	Mon	HOUSTON	W, 30-17	ESPN
11/28/10	Sun	SAN DIEGO	L, 14-36	NBC
12/09/10	Thu	at Tennessee	W, 30-28	NFLN
01/08/11*	Sat	NY JETS	L, 16-17	NBC
09/25/11	Sun	PITTSBURGH	L, 20-23	NBC
10/03/11	Mon	at Tampa Bay	L, 17-24	ESPN
10/23/11	Sun	at New Orleans	L, 7-62	NBC
12/22/11	Thu	HOUSTON	W, 19-16	NFLN
11/08/12	Thu	at Jacksonville	W, 27-10	NFLN
10/14/13	Mon	at San Diego	L, 9-19	ESPN
10/20/13	Sun	DENVER	W, 39-33	NBC
11/03/13	Sun	at Houston	W, 27-24	NBC
11/14/13	Thu	at Tennessee	W, 30-27	NFLN
09/07/14	Sun	at Denver	L, 31-24	NBC
09/15/14	Mon	PHILADELPHIA	L, 30-27	ESPN
10/09/14	Thu	at Houston	W, 33-28	CBS/NFLN
11/03/14	Mon	at NY Giants	W, 40-24	ESPN
11/16/14	Sun	NEW ENGLAND	L, 42-20	NBC
09/21/15	Mon	NY JETS	L, 20-7	ESPN
10/09/15	Thu	at Houston	W, 27-20	CBS/NFLN

*Playoffs

TOTAL: 34-16

RECORD BY DAY

Thursday: 10-1; Saturday: 0-2; Sunday: 15-8; Monday: 9-5

RECORD BY NETWORK

ABC: 4-1; ESPN: 7-5; NBC: 14-10; NFLN: 7-0; CBS/NFLN: 2-0

COLTS/PATRIOTS ALL-TIME RESULTS

Date	Colts Record	Opp. Record	Result
10/4/70	1-1	1-1	14-6 W
10/25/70	4-1	1-4	27-3 W
10/3/71	1-1	1-1	23-3 W
12/19/71	10-3	5-8	17-21 L
11/6/72	1-6	2-5	24-17 W
11/26/72	3-7	2-8	31-0 W
10/7/73	1-2	0-3	16-24 L
12/16/73	3-10	5-8	18-13 W
10/6/74	0-3	3-0	3-42 L
11/24/74	2-8	6-4	17-27 L
10/19/75	1-3	0-4	10-21 L
12/21/75	9-4	3-10	34-21 W
9/12/76	0-0	0-0	27-13 W
11/14/76	8-1	6-3	14-21 L
10/23/77	5-0	3-2	3-17 L
12/18/77	9-4	9-4	30-24 W
9/18/78	0-2	1-1	34-27 W
11/26/78	5-7	9-3	14-35 L
10/28/79	2-6	6-2	31-26 W
11/18/79	4-7	7-4	21-50 L
10/19/80	4-2	5-1	21-37 L
11/23/80	6-5	7-4	21-47 L
9/6/81	0-0	0-0	29-28 W
12/20/81	1-14	2-13	23-21 W
9/12/82	0-0	0-0	13-24 L
9/4/83	0-0	0-0	29-23 W*
10/9/83	3-2	2-3	12-7 W
11/18/84	4-7	7-4	17-50 L
12/16/84	4-11	8-7	10-16 L
10/10/85	3-6	6-3	15-34 L
12/1/85	3-9	8-4	31-38 L
9/7/86	0-0	0-0	3-33 L
11/9/86	0-9	6-3	21-30 L
10/25/87	2-3	3-2	30-16 W
11/22/87	5-4	4-5	0-24 L
10/2/88	1-3	1-3	17-21 L
11/27/88	6-6	7-5	24-21 W
10/29/89	4-3	2-5	20-23 L*
12/3/89	6-6	4-8	16-22 L
9/16/90	0-1	0-1	14-16 L
11/11/90	2-6	1-7	13-10 W
9/1/91	0-0	0-0	7-16 L
12/8/91	1-12	4-9	17-23 L*
11/15/92	4-5	0-9	34-37 L*
12/6/92	5-7	2-10	6-0 W
10/31/93	2-4	1-6	9-6 W
12/26/93	4-10	3-11	0-38 L
11/27/94	5-6	5-6	10-12 L
12/11/94	6-7	7-6	13-28 L
11/19/95	5-5	4-6	24-10 W
12/23/95	8-7	6-9	10-7 W
10/20/96	5-1	3-3	9-27 L
11/24/96	6-5	7-4	13-27 L
9/7/97	0-1	1-0	6-31 L
11/30/97	1-11	7-5	17-20 L
9/13/98	0-1	0-1	6-29 L
11/1/98	1-6	4-3	16-21 L
9/19/99	1-0	1-0	28-31 L
12/12/99	10-2	7-5	20-15 W
10/8/00	3-1	1-4	16-24 L
10/22/00	4-2	2-5	30-23 W
9/30/01	2-0	0-2	13-44 L
10/21/01	2-2	2-3	17-38 L
11/30/03	9-2	9-2	34-38 L
1/18/04	14-4	15-2	14-24 L
9/9/04	0-0	0-0	24-27 L
1/16/05	13-4	14-2	3-20 L
11/7/05	7-0	4-3	40-21 W
11/5/06	7-0	6-1	27-20 W
1/21/07	14-4	14-4	38-34 W
11/4/07	7-0	8-0	20-24 L
11/2/08	3-4	5-2	18-15 W
11/15/09	8-0	6-2	35-34 W
11/21/10	6-3	7-2	28-31 L
12/4/11	0-11	8-3	24-31 L
11/18/12	6-3	6-3	24-59 L
1/11/14	12-5	12-4	22-43 L
11/16/14	6-3	7-2	20-42 L
1/18/15	13-5	13-4	7-45 L

Home Games in **Bold**; Playoff games in **Blue**; *OT

STATISTICAL COMPARISON

COLTS/PATRIOTS ALL-TIME RESULTS

COLTS RECORDS vs. PATRIOTS

Regular Season: 28-46 Home: 16-21 Away: 12-25
 Playoffs: 1-4
 Points-Allowed: 1,486-1,967 Home: 792-894 Away: 694-1,073
 Colts Longest Series Streaks: Won 3, Lost 7

SWEEPS

Colts (5): 1970, 72, 81, 83, 95
 Patriots (12): 1974, 80, 84-86, 89, 91, 94, 96, 97, 98, 01

SPLITS (14): 1971, 73, 75-79, 87, 88, 90, 92, 93, 99, 00

BY STADIUM

Memorial: 8-6 Hoosier/RCA: 7-14 Lucas Oil: 2-1
 Harvard: 1-0 Schaefer/Sullivan/Foxboro: 9-21
 Gillette: 2-8

REG. SEASON SERIES SUPERLATIVES

COLTS	STAT	PATRIOTS
40, 11/7/05	Most points	59, 11/18/12
0, 2x, last: 12/26/93	Fewest points	0, 2x, last: 12/6/92
484, 10/21/01	Most net yards	503, 11/16/14
86, 10/23/77	Fewest net yards	94, 12/6/92
50, 12/16/73	Most rushing attempts	58, 12/26/93
13, 11/24/96	Fewest rushing attempts	14, 11/7/05
249, 9/6/81	Most rushing yards	257, 12/26/93
19, 11/16/14	Fewest rushing yards	34, 11/7/05
55, 10/20/96	Most passing attempts	46, 10/29/89
16, 9/18/78	Fewest passing attempts	11, 12/26/93
38, 11/21/10	Most completions	31, 12/12/99
6, 2x, last: 11/11/90	Fewest completions	6, 2x, last: 10/19/75
396, 11/21/10	Most passing yards	379, 12/12/99
64, 10/23/77	Fewest passing yards	62, 10/3/71
8.0, 3x, last: 12/6/92	Most def. sacks	8.0, 11/26/78
5, 12/21/75	Most def. interceptions	4, 3x, last: 9/16/90
12, 9/4/83	Most penalties	15, 9/19/99
1, 4x, last: 11/18/12	Fewest penalties	1, 3x, last: 11/21/10

2015 TEAM LEADERS

COLTS

PATRIOTS

PASSING YARDS

A. Luck753 T. Brady1,387
 M. Hasselbeck.....495

RUSHING YARDS

F. Gore325 D. Lewis180
 A. Luck65 L. Blount156
 J. Robinson39 J. Edelman21

RECEIVING YARDS

T. Hilton382 J. Edelman399
 D. Moncrief.....278 R. Gronkowski.....375
 C. Fleener148 D. Lewis238

POINTS SCORED

A. Vinatieri.....25 S. Gostkowski47
 F. Gore18 R. Gronkowski.....24
 D. Moncrief.....18 Three players18

INTERCEPTIONS

M. Adams3 L. Ryan2
 D. Lowery2 D. Harmon2
 D. McCourty1
 M. Butler1

SACKS

H. Anderson1.0 J. Sheard4.0
 J. Freeman1.0 J. Collins.....3.5
 K. Langford.....1.0 C. Jones3.0
 R. Mathis1.0 D. Hightower2.5
 D. Parry1.0 A. Branch1.0
 E. Walden.....1.0 M. Brown1.0
 R. Ninkovich1.0

KICKOFF RETURN YARDS (AVG.)

T. Varga.....151 (25.2) M. Williams8 (8.0)
 G. Whalen.....134 (33.5)

PUNT RETURN YARDS (AVG.)

G. Whalen32 (8.0) D. Amendola110 (11.0)
 P. Dorsett.....1 (0.5) J. Edelman10 (5.0)

PUNTING YARDS (GROSS/NET AVG.)

P. McAfee...1,009 (48.0/46.5) R. Allen420 (46.7/41.9)

FIELD GOALS

A. Vinatieri5/7 (71.43%) S. Gostkowski..10/10 (100.00%)

2015 REGULAR SEASON OFFENSIVE RANKINGS

Tm	Yds/ Gm	Yds/ Play	Rush Yds/ Gm	Rush Yds/ Play	Pass Yds/ Gm	Pass Yds/ Play	Int. Pct.	Sks/ Pass Att.	1st Dwns/ Gm	Punt Rtrn Avg.	Kick Rtrn Avg.	FG Pct.	3rd Dwn Pct.	4th Dwn Pct.	Red Zone Pct.	Goal to Go Pct.	Avg. TOP	Pts/ Gm
IND	334.8	5.26	92.0	3.90	242.8	6.32	3.65	4.17%	20.8	5.5	25.2	71.43	42.42	75.00	60.00	66.67	27:51	19.8
Rank	23	24	24t	24	15	22	28	9	12t	29	10	27t	10	6t	13t	18t	28	24
NE	423.8	6.40	92.5	3.94	331.3	8.28	0.00	6.88%	27.0	10.0	8.0	100.00	53.33	0.00	75.00	85.71	29:50	37.3
Rank	1	3	23	23	1	3	1	20	1	14	32	1t	1	30t	3	6t	17	2

2015 REGULAR SEASON DEFENSIVE RANKINGS

Tm	Yds/ Gm	Yds/ Play	Rush Yds/ Gm	Rush Yds/ Play	Pass Yds/ Gm	Pass Yds/ Play	Int. Pct.	Sks/ Pass Att.	1st Dwns/ Gm	Punt Rtrn Avg.	Kick Rtrn Avg.	3rd Dwn Pct.	4th Dwn Pct.	Red Zone Pct.	Goal to Go Pct.	Pts/ Gm	Pt Diff/ Gm	Yd Diff/ Gm
IND	398.8	5.86	112.0	3.84	286.8	7.63	2.66	3.19%	21.6	3.3	0.0	38.89	100.00	56.25	77.78	22.6	-2.8	-64.0
Rank	28	25	19	12	28	28	14	30	20t	2	1	15t	26t	16	18t	16t	17t	30
NE	342.5	5.44	112.8	4.70	229.8	6.56	4.29	11.43%	19.8	5.8	18.4	38.89	66.67	60.00	66.67	19.0	18.3	81.3
Rank	12	17	20	28	11	10	4	4	12	5	4	15t	18t	21t	11t	7t	2	1



OFFENSE - QUARTERBACKS

MATT HASSELBECK

Date	Rnd	Opponent	W/L	GP/GS	Att	Cmp	Yds	Yd/A	TD	Int	Sck	Lst	Rate	Rsh	Yds	Avg	TD
10/17/2004*	Reg	@NE	L	1/1	50	27	349	6.98	0	2	3	8	59.5	0	0	-	0
9/9/2012#	Reg	NE	L	1/0	11	6	43	3.91	0	0	0	0	63.8	0	0	-	0
*SEA; #TEN		Totals	0-2	2/1	61	33	392	6.43	0	2	3	8	60.3	0	0	-	0

ANDREW LUCK

Date	Rnd	Opponent	W/L	GP/GS	Att	Cmp	Yds	Yd/A	TD	Int	Sck	Lst	Rate	Rsh	Yds	Avg	TD
11/18/2012	Reg	@NE	L	1/1	50	27	334	6.68	2	3	1	5	63.3	1	4	4.0	0
1/11/2014	Div	@NE	L	1/1	41	20	331	8.07	2	4	3	14	53.0	1	5	5.0	0
11/16/2014	Reg	NE	L	1/1	39	23	303	7.77	2	1	1	0	90.0	3	15	5.0	0
1/18/2015	Conf	@NE	L	1/1	33	12	126	3.82	0	2	0	0	23.0	4	18	4.5	0
		Totals	0-4	4/4	163	82	1094	6.71	6	10	5	19	58.7	9	42	4.7	0

OFFENSE - RUNNING BACKS, TIGHT ENDS, WIDE RECEIVERS

DWAYNE ALLEN

Date	Rnd	Opponent	W/L	GP/GS	Rsh	Yds	Avg	TD	Rec	Yds	Avg	TD
11/18/2012	Reg	@NE	L	1/1	0	0	-	0	6	69	11.5	0
11/16/2014	Reg	NE	L	1/1	0	0	-	0	0	0	-	0
1/18/2015	Conf	@NE	L	1/1	0	0	-	0	4	30	7.5	0
		Totals	0-3	3/3	0	0	-	0	10	99	9.9	0

JACK DOYLE

Date	Rnd	Opponent	W/L	GP/GS	Rsh	Yds	Avg	TD	Rec	Yds	Avg	TD
1/11/2014	Div	@NE	L	1/1	0	0	-	0	1	7	7.0	0
11/16/2014	Reg	NE	L	1/0	0	0	-	0	0	0	-	0
1/18/2015	Conf	@NE	L	1/0	0	0	-	0	0	0	-	0
		Totals	0-3	3/1	0	0	-	0	1	7	7.0	0

COBY FLEENER

Date	Rnd	Opponent	W/L	GP/GS	Rsh	Yds	Avg	TD	Rec	Yds	Avg	TD
1/11/2014	Div	@NE	L	1/1	0	0	-	0	6	74	12.3	0
11/16/2014	Reg	NE	L	1/1	0	0	-	0	7	144	20.6	0
1/18/2015	Conf	@NE	L	1/1	0	0	-	0	3	30	10	0
		Totals	0-3	3/3	0	0	-	0	16	248	15.5	0

FRANK GORE

Date	Rnd	Opponent	W/L	GP/GS	Rsh	Yds	Avg	TD	Rec	Yds	Avg	TD
10/5/2008*	Reg	NE	L	1/1	12	54	4.5	0	4	24	6.0	1
12/16/2012*	Reg	@NE	W	1/1	21	83	4	0	2	34	17.0	0
*SF		Totals	1-1	2/2	33	137	4.2	0	6	58	9.7	1

T.Y. HILTON

Date	Rnd	Opponent	W/L	GP/GS	Rsh	Yds	Avg	TD	Rec	Yds	Avg	TD
11/18/2012	Reg	@NE	L	1/0	0	0	-	0	6	100	16.7	2
1/11/2014	Div	@NE	L	1/1	0	0	-	0	4	103	25.8	0
11/16/2014	Reg	NE	L	1/1	0	0	-	0	3	24	8.0	0
1/18/2015	Conf	@NE	L	1/1	0	0	-	0	1	36	36.0	0
		Totals	0-4	4/3	0	0	-	0	14	263	18.8	2

ANDRE JOHNSON

Date	Rnd	Opponent	W/L	GP/GS	Rsh	Yds	Avg	TD	Rec	Yds	Avg	TD
11/23/2003*	Reg	NE	L	WR	2	3	1.5	0	4	37	9.3	1
12/17/2006*	Reg	@NE	L	WR	0	0	-	0	5	28	5.6	0
1/3/2010*	Reg	NE	W	WR	1	7	7	0	6	65	10.8	0
12/10/2012*	Reg	@NE	L	WR	0	0	-	0	8	95	11.9	0
1/13/2013*	Div	@NE	L	WR	0	0	-	0	8	95	11.9	0
12/1/2013*	Reg	NE	L	WR	0	0	-	0	8	121	15.1	0
*HOU		Totals	1-5	6/6	3	10	3.3	0	39	441	11.3	1

DONTÉ MONCRIEF

Date	Rnd	Opponent	W/L	GP/GS	Rsh	Yds	Avg	TD	Rec	Yds	Avg	TD
11/16/2014	Reg	NE	L	1/0	0	0	-	0	0	0	-	0
1/18/2015	Conf	@NE	L	1/0	0	0	-	0	0	0	-	0
		Totals	0-2	2/0	0	0	-	0	0	0	-	0

OFFENSE - RUNNING BACKS, TIGHT ENDS, WIDE RECEIVERS

MARCUS THIGPEN

Date	Rnd	Opponent	W/L	GP/GS	Rsh	Yds	Avg	TD	Rec	Yds	Avg	TD
12/2/2012*	Reg	NE	L	1/0	1	8	8.0	0	0	0	-	0
12/30/2012*	Reg	@NE	L	1/0	0	0	-	0	0	0	-	0
10/27/2013*	Reg	@NE	L	1/0	1	-1	-1.0	0	0	0	-	0
12/15/2013*	Reg	NE	W	1/0	0	0	-	0	2	23	11.5	1
12/28/2014#	Reg	@NE	W	1/0	0	0	-	0	0	0	-	0
9/20/2015#	Reg	NE	L	1/0	0	0	-	0	0	0	-	0
*MIA; #BUF		Totals	2-4	6/0	2	7	3.5	0	2	23	11.5	1

ZURLON TIPTON

Date	Rnd	Opponent	W/L	GP/GS	Rsh	Yds	Avg	TD	Rec	Yds	Avg	TD
1/18/2015	Conf	@NE	L	1/0	5	14	2.8	1	1	4	4	0
		Totals		0-1	1/0	5	14	2.8	1	4	4	0

GRIFF WHALEN

Date	Rnd	Opponent	W/L	GP/GS	Rsh	Yds	Avg	TD	Rec	Yds	Avg	TD
1/11/2014	Div	@NE	L	1/0	0	0	-	0	5	67	13.4	0
11/16/2014	Reg	NE	L	1/0	0	0	-	0	0	0	-	0
		Totals		0-2	2/0	0	0	-	5	67	13.4	0

KICKING

ADAM VINATIERI

Date	Rnd	Opponent	W/L	FGM	FGA	Pct	XPM	XPA	1-19	20-29	30-39	40-49	50+	Lg	KO	TB
11/5/2006	Reg	@NE	W	2	4	50.0	3	3	0-0	1-1	1-2	0-1	0-0	31	6	0
1/21/2007	Conf	NE	W	3	3	100.0	3	3	0-0	1-1	1-1	1-1	0-0	42	8	0
11/4/2007	Reg	NE	L	2	3	66.7	2	2	0-0	2-2	0-0	0-0	0-1	25	5	0
11/2/2008	Reg	NE	W	1	1	100.0	1	1	0-0	0-0	0-0	0-0	1-1	52	4	0
11/21/2010	Reg	@NE	L	0	0	-	4	4	0-0	0-0	0-0	0-0	0-0	-	0	0
12/4/2011	Reg	@NE	L	1	1	100.0	3	3	0-0	0-0	1-1	0-0	0-0	31	0	0
11/18/2012	Reg	@NE	L	1	2	50.0	3	3	0-0	0-0	0-0	1-1	0-1	47	0	0
1/11/2014	Div	@NE	L	2	2	100.0	2	2	0-0	1-1	1-1	0-0	0-0	36	0	0
11/16/2014	Reg	NE	L	2	2	100.0	2	2	0-0	0-0	1-1	0-0	1-1	53	0	0
1/18/2015	Conf	@NE	L	0	1	0.0	1	1	0-0	0-0	0-0	0-0	0-1	-	0	0
		Totals	3-7	14	19	73.7	24	24	0-0	5-5	5-6	2-3	2-5	53	23	0

PAT McAFEE

Date	Rnd	Opponent	W/L	FGM	FGA	Pct	XPM	XPA	1-19	20-29	30-39	40-49	50+	Lg	KO	TB
11/15/2009	Reg	NE	W	0	0	-	0	0	0-0	0-0	0-0	0-0	0-0	-	6	3
11/21/2010	Reg	@NE	L	0	0	-	0	0	0-0	0-0	0-0	0-0	0-0	-	5	0
12/4/2011	Reg	@NE	L	0	0	-	0	0	0-0	0-0	0-0	0-0	0-0	-	3	1
11/18/2012	Reg	@NE	L	0	0	-	0	0	0-0	0-0	0-0	0-0	0-0	-	5	1
1/11/2014	Div	@NE	L	0	0	-	0	0	0-0	0-0	0-0	0-0	0-0	-	5	3
11/16/2014	Reg	NE	L	0	0	-	0	0	0-0	0-0	0-0	0-0	0-0	-	5	4
1/18/2015	Conf	@NE	L	0	0	-	0	0	0-0	0-0	0-0	0-0	0-0	-	2	0
		Totals		1-6	0	0	-	0	0-0	0-0	0-0	0-0	0-0	-	31	12

PUNTING

PAT McAFEE

Date	Rnd	Opponent	W/L	Num	Blk	Yds	Avg	Lg	TB	In20	Ret	RetYds	NetYds	NetAvg
11/15/2009	Reg	NE	W	7	0	339	48.4	55	0	1	5	117	222	31.7
11/21/2010	Reg	@NE	L	2	0	81	40.5	46	0	1	1	9	72	36.0
12/4/2011	Reg	@NE	L	3	0	140	46.7	47	0	1	2	15	125	41.7
11/18/2012	Reg	@NE	L	3	0	139	46.3	57	0	1	2	117	22	7.3
1/11/2014	Div	@NE	L	5	0	259	51.8	58	0	0	5	36	223	44.6
11/16/2014	Reg	NE	L	3	0	170	56.7	58	0	2	3	6	164	54.7
1/18/2015	Conf	@NE	L	5	0	248	49.6	58	0	0	3	71	177	35.4
		Totals	1-6	28	0	1376	49.1	58	0	6	21	371	1005	35.9

RETURNING

T.Y. HILTON

Date	Rnd	Opponent	W/L	PR	FC	Yds	Avg	Lg	TD	KR	Yds	Avg	Lg	TD
11/18/2012	Reg	@NE	L	1	0	7	7.0	7	0	5	73	14.6	20	0
1/11/2014	Div	@NE	L	-	-	-	-	-	-	-	-	-	-	-
11/16/2014	Reg	NE	L	-	-	-	-	-	-	-	-	-	-	-
1/18/2015	Conf	@NE	L	1	1	10	10.0	10	0	0	0	-	-	0
Totals			0-4	2	1	17	8.5	10	0	5	73	14.6	20	0

MARCUS THIGPEN

Date	Rnd	Opponent	W/L	PR	FC	Yds	Avg	Lg	TD	KR	Yds	Avg	Lg	TD
12/2/2012*	Reg	NE	L	2	0	7	3.5	6	0	1	17	17	17	0
12/30/2012*	Reg	@NE	L	1	2	14	14.0	14	0	3	42	14	22	0
10/27/2013*	Reg	@NE	L	3	2	28	9.3	13	0	3	52	17.3	23	0
12/15/2013*	Reg	NE	W	2	0	9	4.5	9	0	2	25	12.5	13	0
12/28/2014#	Reg	@NE	W	3	1	22	7.3	12	0	2	73	36.5	49	0
9/20/2015#	Reg	NE	L	1	0	14	14.0	14	0	0	0	-	-	0
*MIA; #BUF Totals			2-4	12	5	94	7.8	14	0	11	209	19	49	0

GRIFF WHALEN

Date	Rnd	Opponent	W/L	PR	FC	Yds	Avg	Lg	TD	KR	Yds	Avg	Lg	TD
1/11/2014	Div	@NE	L	2	1	6	3	9	0	1	16	16	16	0
11/16/2014	Reg	NE	L	-	-	-	-	-	-	-	-	-	-	-
Totals			0-2	2	1	6	3	9	0	1	16	16	16	0

DEFENSE

MIKE ADAMS

Date	Rnd	Opponent	W/L	GP/GS	Tot	Tack	Asst	Sack	Yds	Int	Yds	TD	QBH	TFL	FF	FR	PD	SpTk	SpA
1/2/2005*	Reg	@NE	L	1/0	1	0	1	0.0	0	0	0	0	-	-	0	0	0	0	0
10/7/2007#	Reg	@NE	L	1/0	3	2	1	0.0	0	0	0	0	-	0	0	0	0	0	0
11/7/2010#	Reg	NE	W	1/0	0	0	0	0.0	0	0	0	0	0	0	0	0	2	1	0
10/7/2012^	Reg	@NE	L	1/1	12	6	6	0.0	0	0	0	0	0	0	1	0	0	0	0
11/24/2013^	Reg	@NE	L	1/1	7	4	3	0.0	0	0	0	0	0	0	0	0	1	0	0
1/19/2014^	Conf	NE	W	1/1	4	4	0	0.0	0	0	0	0	0	0	0	0	1	0	0
11/16/2014	Reg	NE	L	1/1	11	8	3	0.0	0	2	10	0	0	0	0	0	2	0	0
1/18/2015	Conf	@NE	L	1/1	9	2	7	0.0	0	0	0	0	0	0	0	0	0	0	0
*SF; #CLE; ^DEN Totals			2-6	8/5	47	26	21	0.0	0	2	10	0	0	0	0	1	5	2	0

COLT ANDERSON

Date	Rnd	Opponent	W/L	GP/GS	Tot	Tack	Asst	Sack	Yds	Int	Yds	TD	QBH	TFL	FF	FR	PD	SpTk	SpA
11/27/2011*	Reg	NE	L	1/0	0	0	0	0.0	0	0	0	0	0	0	0	0	0	1	0
11/16/2014	Reg	NE	L	1/0	0	0	0	0.0	0	0	0	0	0	0	0	0	0	1	0
1/18/2015	Conf	@NE	L	1/0	0	0	0	0.0	0	0	0	0	0	0	0	0	0	2	0
*PHI Totals			0-3	3/0	0	0	0	0.0	0	0	0	0	0	0	0	0	0	4	0

DARIUS BUTLER

Date	Rnd	Opponent	W/L	GP/GS	Tot	Tack	Asst	Sack	Yds	Int	Yds	TD	QBH	TFL	FF	FR	PD	SpTk	SpA
11/18/2012	Reg	@NE	L	1/1	6	4	2	0.0	0	0	0	0	0	1	0	0	0	0	0
1/11/2014	Div	@NE	L	1/1	4	2	2	0.0	0	0	0	0	0	0	0	0	1	0	0
11/16/2014	Reg	NE	L	1/0	2	1	1	0.0	0	0	0	0	0	0	0	0	0	0	0
1/18/2015	Conf	@NE	L	1/1	1	1	0	0.0	0	0	0	0	0	1	0	0	0	0	0
Totals			0-4	4/3	13	8	5.0	0	0	0	0	0	0	2	0	1	0	0	0

TRENT COLE

Date	Rnd	Opponent	W/L	GP/GS	Tot	Tack	Asst	Sack	Yds	Int	Yds	TD	QBH	TFL	FF	FR	PD	SpTk	SpA
11/25/2007*	Reg	@NE	L	1/1	1	0	1	0.0	0	0	0	0	1	-	0	0	0	0	0
11/27/2011*	Reg	NE	L	1/1	0	0	0	0.0	0	0	0	0	0	0	0	0	0	0	0
*PHI Totals			0-2	2/2	1	0	1	0.0	0	0	0	0	1	0	0	0	0	0	0

VONTAE DAVIS

Date	Rnd	Opponent	W/L	GP/GS	Tot	Tack	Asst	Sack	Yds	Int	Yds	TD	QBH	TFL	FF	FR	PD	SpTk	SpA
11/8/2009*	Reg	@NE	L	1/1	6	6	0	0.0	0	1	15	0	0	1	0	0	2	0	0
12/6/2009*	Reg	NE	W	1/1	3	2	1	0.0	0	1	0	0	0	0	0	0	1	0	0
10/4/2010*	Reg	NE	L	1/1	3	3	0	0.0	0	0	0	0	0	0	0	0	0	0	0
1/2/2011*	Reg	@NE	L	1/1	3	3	0	0.0	0	0	0	0	0	0	0	0	1	0	0
9/12/2011*	Reg	NE	L	1/1	4	3	1	0.0	0	0	0	0	0	0	0	0	0	0	0
12/24/2011*	Reg	@NE	L	1/1	2	1	1	0.0	0	0	0	0	0	0	0	0	2	0	0
1/11/2014	Div	@NE	L	1/0	1	1	0	0.0	0	0	0	0	0	0	0	0	0	0	0
11/16/2014	Reg	NE	L	1/1	3	1	2	0.0	0	0	0	0	0	0	0	0	0	0	0
1/18/2015	Conf	@NE	L	1/1	4	4	0	0.0	0	0	0	0	0	0	0	0	1	0	0
*MIA Totals			1-8	9/8	29	24	5	0.0	0	2	15	0	0	1	0	0	7	0	0

JERRELL FREEMAN

Date	Rnd	Opponent	W/L	GP/GS	Tot	Tack	Asst	Sack	Yds	Int	Yds	TD	QBH	TFL	FF	FR	PD	SpTk	SpA
11/18/2012	Reg	@NE	L	1/1	12	5	7	0.0	0	0	0	0	0	0	0	0	0	0	0
1/11/2014	Div	@NE	L	1/0	10	5	5	0.0	0	0	0	0	0	0	0	0	0	0	0
11/16/2014	Reg	NE	L	1/1	9	4	5	0.0	0	0	0	0	0	0	0	0	0	0	0
1/18/2015	Conf	@NE	L	1/1	10	6	4	0.0	0	0	0	0	0	0	0	0	0	0	0
Totals			0-4	4/3	41	20	21	0.0	0	0	0	0	0	0	0	0	0	0	0

DEFENSE

NATE IRVING

Date	Rnd	Opponent	W/L	GP/GS	Tot	Tack	Asst	Sack	Yds	Int	Yds	TD	QBH	TFL	FF	FR	PD	SpTk	SpA
12/18/2011*	Reg	NE	L	1/0	0	0	0	0.0	0	0	0	0	0	0	0	0	0	0	0
1/14/2012*	Div	@NE	L	1/0	1	1	0	0.0	0	0	0	0	0	0	0	0	0	0	0
10/7/2012*	Reg	@NE	L	1/0	0	0	0	0.0	0	0	0	0	0	0	0	0	0	0	1
11/24/2013*	Reg	@NE	L	1/0	1	0	1	0.0	0	0	0	0	0	0	0	0	0	0	0
1/19/2014*	Conf	NE	W	1/1	2	2	0	0.0	0	0	0	0	0	0	0	0	0	0	0
11/2/2014*	Reg	@NE	L	1/1	4	2	2	0.0	0	0	0	0	0	0	0	0	0	0	0
*DEN	Totals			1-5	6/2	8	5	3	0.0	0	0	0	0	0	0	0	0	0	1

D'QWELL JACKSON

Date	Rnd	Opponent	W/L	GP/GS	Tot	Tack	Asst	Sack	Yds	Int	Yds	TD	QBH	TFL	FF	FR	PD	SpTk	SpA
10/7/2007*	Reg	@NE	L	1/1	14	9	5	0.0	0	0	0	0	0	-	0	0	0	0	0
12/8/2013*	Reg	@NE	L	1/1	9	4	5	0.0	0	1	0	0	0	0	0	0	1	0	0
11/16/2014	Reg	NE	L	1/1	11	4	7	0.0	0	0	0	0	0	0	0	0	0	0	0
1/18/2015	Conf	@NE	L	1/1	10	2	8	0.0	0	1	6	0	0	0	0	0	1	0	0
*CLE	Totals			0-4	4/4	44	19	25	0.0	0	2	6	0	0	0	0	2	0	0

ZACH KERR

Date	Rnd	Opponent	W/L	GP/GS	Tot	Tack	Asst	Sack	Yds	Int	Yds	TD	QBH	TFL	FF	FR	PD	SpTk	SpA
11/16/2014	Reg	NE	L	1/0	2	0	2	0.0	0	0	0	0	0	0	0	0	0	0	0
	Totals			0-1	1/0	2	0	2	0.0	0	0	0	0	0	0	0	0	0	0

KENDALL LANGFORD

Date	Rnd	Opponent	W/L	GP/GS	Tot	Tack	Asst	Sack	Yds	Int	Yds	TD	QBH	TFL	FF	FR	PD	SpTk	SpA
9/21/2008*	Reg	@NE	W	1/1	3	2	1	0.0	0	0	0	0	0	1	0	0	1	0	0
11/23/2008*	Reg	NE	L	1/0	1	1	0	0.0	0	0	0	0	0	0	0	0	0	0	0
11/8/2009*	Reg	@NE	L	1/0	3	1	2	0.0	0	0	0	0	0	0	0	0	0	0	0
12/6/2009*	Reg	NE	W	1/1	4	1	3	0.0	0	0	0	0	0	0	0	0	0	0	0
10/4/2010*	Reg	NE	L	1/1	6	6	0	1.0	0	0	0	0	1	0	0	0	0	0	0
1/2/2011*	Reg	@NE	L	1/1	6	4	2	0.0	0	0	0	0	1	0	1	0	0	0	0
9/12/2011*	Reg	NE	L	1/0	0	0	0	0.0	0	0	0	0	1	0	0	0	0	0	0
12/24/2011*	Reg	@NE	L	1/1	1	0	1	0.0	0	0	0	0	0	0	0	0	0	0	0
10/28/2012#	Reg	NE	L	1/1	1	1	0	0.0	0	0	0	0	0	0	0	0	0	0	0
*MIA; #STL	Totals			2-7	9/6	25	16	9	1.0	0	0	0	3	1	1	0	1	0	0

DWIGHT LOWERY

Date	Rnd	Opponent	W/L	GP/GS	Tot	Tack	Asst	Sack	Yds	Int	Yds	TD	QBH	TFL	FF	FR	PD	SpTk	SpA
9/14/2008*	Reg	NE	L	1/1	2	2	0	0.0	0	0	0	0	0	0	0	0	0	0	0
11/13/2008*	Reg	@NE	W	1/1	5	3	2	0.0	0	0	0	0	0	0	0	0	3	0	0
9/20/2009*	Reg	NE	W	1/0	1	1	0	0.0	0	0	0	0	0	0	0	0	2	0	0
11/22/2009*	Reg	@NE	L	1/0	1	1	0	0.0	0	0	0	0	0	0	0	0	0	0	0
9/19/2010*	Reg	NE	W	1/0	1	1	0	0.0	0	0	0	0	0	0	0	0	0	0	0
12/6/2010*	Reg	@NE	L	1/0	3	2	1	0.0	0	0	0	0	0	0	0	0	0	0	0
1/16/2011#	Div	@NE	W	1/0	4	4	0	0.0	0	0	0	0	0	0	0	0	0	0	1
*NYJ; #JAX	Totals			4-3	7/2	17	14	3	0.0	0	0	0	0	0	0	0	5	0	1

ROBERT MATHIS

Date	Rnd	Opponent	W/L	GP/GS	Tot	Tack	Asst	Sack	Yds	Int	Yds	TD	QBH	TFL	FF	FR	PD	SpTk	SpA
11/30/2003	Reg	NE	L	1/0	0	0	0	0.0	0	0	0	0	-	-	0	0	0	0	0
1/18/2004	Conf	@NE	L	1/0	1	1	0	0.0	0	0	0	0	-	-	0	0	0	1	0
9/9/2004	Reg	@NE	L	1/0	0	0	0	0.0	0	0	0	0	-	-	0	0	0	1	0
11/7/2005	Reg	@NE	W	1/0	5	2	3	1.0	13	0	0	0	-	-	1	0	0	0	0
11/5/2006	Reg	@NE	W	1/1	8	6	2	0.0	0	0	0	0	0	-	0	0	2	0	0
1/21/2007	Conf	NE	W	1/1	4	2	2	0.0	0	0	0	0	2	-	0	0	0	1	0
11/4/2007	Reg	NE	L	1/1	6	6	0	2.0	18	0	0	0	2	-	0	0	0	0	0
11/2/2008	Reg	NE	W	1/0	2	2	0	0.0	0	0	0	0	1	1	0	0	0	0	0
11/15/2009	Reg	NE	W	1/1	8	6	2	2.0	11	0	0	0	3	1	1	0	1	0	0
11/21/2010	Reg	@NE	L	1/1	2	0	2	0.0	0	0	0	0	0	0	0	0	0	0	0
12/4/2011	Reg	@NE	L	1/1	2	0	2	0.0	0	0	0	0	1	0	0	0	0	0	0
11/18/2012	Reg	@NE	L	1/1	2	0	2	0.0	0	0	0	0	1	0	0	0	0	0	0
1/11/2014	Div	@NE	L	1/1	3	2	1	1.0	8	0	0	0	1	0	1	0	0	0	0
		Totals	5-8	13/8	43	27	16	6.0	50	0	0	0	11	2	3	0	3	3	0

JOSH McNARY

Date	Rnd	Opponent	W/L	GP/GS	Tot	Tack	Asst	Sack	Yds	Int	Yds	TD	QBH	TFL	FF	FR	PD	SpTk	SpA
1/11/2014	Div	@NE	L	1/0	3	1	2	0.0	0	0	0	0	0	0	0	0	0	0	1
11/16/2014	Reg	NE	L	1/0	0	0	0	0.0	0	0	0	0	0	0	0	0	0	0	0
	Totals			0-2	2/0	3	1	2	0.0	0	0	0	0	0	0	0	0	0	1

JONATHAN NEWSOME

Date	Rnd	Opponent	W/L	GP/GS	Tot	Tack	Asst	Sack	Yds	Int	Yds	TD	QBH	TFL	FF	FR	PD	SpTk	SpA
11/16/2014	Reg	NE	L	1/0	0	0	0	0.0	0	0	0	0	1	0	0	0	0	0	0
1/18/2015	Conf	@NE	L	1/1	1	1	0	0.0	0	0	0	0	0	0	0	0	0	0	0
	Totals			0-2	2/1	1	1	0	0.0	0	0	0	1	0	0	0	0	0	0

MATT OVERTON

Date	Rnd	Opponent	W/L	GP/GS	Tot	Tack	Asst	Sack	Yds	Int	Yds	TD	QBH	TFL	FF	FR	PD	SpTk	SpA
11/18/2012	Reg	@NE	L	1/0	-	-	-	0.0	-	0	-	-	-	-	-	-	-	-	-
1/11/2014	Div	@NE	L	1/0	0	0	0	0.0	0	0	0	0	0	0	0	0	0	0	2
11/16/2014	Reg	NE	L	1/0	0	0	0	0.0	0	0	0	0	0	0	0	0	0	1	0
1/18/2015	Conf	@NE	L	1/0	-	-	-	0.0	-	0	-	-	-	-	-	-	-	-	-
	Totals			0-4	4/0	0	0	0	0.0	0	0	0	0	0	0	0	0	1	2



DEFENSE

SHAUN PRATER

Date	Rnd	Opponent	W/L	GP/GS	Tot	Tack	Asst	Sack	Yds	Int	Yds	TD	QBH	TFL	FF	FR	PD	SpTk	SpA
9/14/2014*	Reg	NE	L	1/0	0	0	0	0.0	0	0	0	0	0	0	0	0	0	0	0
*MIN		Totals	0-1	1/0	0	0	0	0.0	0	0	0	0	0	0	0	0	0	0	0

JOSH THOMAS

Date	Rnd	Opponent	W/L	GP/GS	Tot	Tack	Asst	Sack	Yds	Int	Yds	TD	QBH	TFL	FF	FR	PD	SpTk	SpA
11/18/2013*	Reg	NE	W	1/0	0	0	0	0.0	0	0	0	0	0	0	0	0	0	0	0
*CAR		Totals	1-0	1/0	0	0	0	0.0	0	0	0	0	0	0	0	0	0	0	0

GREG TOLER

Date	Rnd	Opponent	W/L	GP/GS	Tot	Tack	Asst	Sack	Yds	Int	Yds	TD	QBH	TFL	FF	FR	PD	SpTk	SpA
9/16/2012*	Reg	@NE	W	1/0	0	0	0	0.0	0	0	0	0	0	0	0	0	0	0	0
11/16/2014	Reg	NE	L	1/1	8	6	2	0.0	0	0	0	0	0	0	0	0	0	0	0
1/18/2015	Conf	@NE	L	1/1	10	9	1	0.0	0	0	0	0	0	1	0	0	0	0	0
*ARZ		Totals	1-2	3/2	18	15	3	0.0	0	0	0	0	0	1	0	0	0	0	0

ERIK WALDEN

Date	Rnd	Opponent	W/L	GP/GS	Tot	Tack	Asst	Sack	Yds	Int	Yds	TD	QBH	TFL	FF	FR	PD	SpTk	SpA
9/7/2008*	Reg	@NE	L	1/0	0	0	0	0.0	0	0	0	0	0	0	0	0	0	2	0
11/23/2008#	Reg	NE	L	1/0	0	0	0	0.0	0	0	0	0	0	0	0	0	0	2	0
11/8/2009#	Reg	@NE	L	1/0	0	0	0	0.0	0	0	0	0	0	0	0	0	0	1	0
12/6/2009#	Reg	NE	W	1/0	0	0	0	0.0	0	0	0	0	0	0	0	0	0	1	0
12/19/2010^	Reg	@NE	L	1/1	4	3	1	0.0	0	0	0	0	0	0	0	0	0	0	0
1/11/2014	Div	@NE	L	1/1	8	4	4	1.0	5	0	0	0	2	2	0	0	0	0	0
11/16/2014	Reg	NE	L	1/1	1	0	1	0.0	0	0	0	0	3	0	0	0	0	0	0
1/18/2015	Conf	@NE	L	1/1	5	0	5	0.0	0	0	0	0	0	0	0	0	0	0	0
*KC; #MIA; ^GB		Totals	1-7	8/4	18	7	11	1.0	5	0	0	0	5	2	0	0	0	6	0

BJOERN WERNER

Date	Rnd	Opponent	W/L	GP/GS	Tot	Tack	Asst	Sack	Yds	Int	Yds	TD	QBH	TFL	FF	FR	PD	SpTk	SpA
1/11/2014	Div	@NE	L	1/0	2	1	1	0.0	0	0	0	0	0	0	0	0	0	0	0
11/16/2014	Reg	NE	L	1/1	7	6	1	0.0	0	0	0	0	1	0	0	0	0	0	0
		Totals	0-2	2/1	9	7	2	0.0	0	0	0	0	1	0	0	0	0	0	0

BILLY WINN

Date	Rnd	Opponent	W/L	GP/GS	Tot	Tack	Asst	Sack	Yds	Int	Yds	TD	QBH	TFL	FF	FR	PD	SpTk	SpA
12/8/2013*	Reg	@NE	L	1/0	0	0	0	0	0	0	0	0	1	0	0	0	0	0	0
*CLE		Totals	0-1	1/0	0	0	0	0	0	0	0	0	1	0	0	0	0	0	0

WINNING IN THE DIVISION

With the win over the Houston Texans in Week 5 (10/8), Indianapolis improved its consecutive victory streak within the AFC South Division to 16 games, which set the NFL record and is currently the longest active streak in the league. The streak continues a team record, which was set at the conclusion of the 2014 campaign. The previous best was 12, which was set from Nov. 14, 2004 – Oct. 8, 2006.

LONGEST WINNING STREAK FOR AN NFL TEAM AGAINST THEIR OWN DIVISION, NFL HISTORY

Team	Division	Streak
Indianapolis	AFC South	16 (2012-15)
Miami	AFC East	15 (1972-73)
Dallas	NFC East	14 (1993-94)

LONGEST WINNING STREAK FOR AN NFL TEAM AGAINST ANY DIVISION, NFL HISTORY

Team	Division	Streak
Indianapolis	AFC South	16 (2012-15)
Miami	AFC East	15 (1972-73)
Indianapolis	AFC North	15 (2002-2010)
Dallas	NFC East	14 (1993-94)
New England	NFC North	14 (2002-2014)

LONGEST ACTIVE DIVISION GAME WINNING STREAKS

Team	Division	Streak
Indianapolis	AFC South	16
Denver	AFC West	8
Green Bay	NFC North	6

BEST RECORD AGAINST DIVISION OPPONENTS, SINCE 2012

Team	Division	Record
Denver	AFC West	19-1-0
Indianapolis	AFC South	19-2-0
New England	AFC East	14-4-0
Green Bay	NFC North	14-4-1

DIVISIONAL DOMINANCE

Since the AFC South was formed prior to the 2002 regular season, the Colts have won nine division titles. Over that time span, only New England (11) has won more division titles. Eight teams have won their division five-or-more times since 2002:

MOST DIVISION TITLES SINCE 2002

Team	Division	Titles
New England	AFC East	11
Indianapolis	AFC South	9
Green Bay	NFC North	8
Philadelphia	NFC East	6
Pittsburgh	AFC North	6
Seattle	NFC West	6
Denver	AFC West	5
San Diego	AFC West	5

11-WIN SEASONS

Head Coach **Chuck Pagano** led the Colts to 11 victories in 2014 for the third consecutive year. He became the first head coach in team history and the second in NFL history to post 11-win seasons in each of his first three years with a team. He joined Jim Harbaugh as the only other head coach to accomplish the feat.

HEAD COACHES TO WIN 11-PLUS GAMES IN EACH OF FIRST THREE SEASONS WITH A TEAM

Head Coach	Team	Seasons
Chuck Pagano	COLTS	2012-14
Jim Harbaugh	49ers	2011-13

WHAT TO LOOK FOR THIS WEEK

WITH A WIN, THE COLTS WOULD...

- Improve their all-time regular season record against the Patriots to 29-46 overall and 17-21 at home.
- Snap their four-game regular season losing streak to New England.
- Extend their 2015 consecutive win streak to four games dating back to Week 3.

TE-DWAYNE ALLEN

- Needs 26 receiving yards to reach 1,000 yards for his career.
- Needs one reception to have 80 for his career.

OLB-TRENT COLE

- With one game started he will have 150 for his career.
- With one game played in he will have 160 for his career.
- Needs one forced fumble to have 20 for his career.

ILB-JERRELL FREEMAN

- Needs 1.0 sack to tie Bernard Washington (11.0) for the second-most career sacks by an undrafted player in Colts history.

RB-FRANK GORE

- Needs 17 carries to pass Fred Taylor for 23rd all-time.
- Needs 25 carries to pass Jamal Lewis for 22nd all-time.
- Needs two touchdowns to have 80 for his career.
- Needs 71 receiving yards to have 3,000 for his career.

WR-T.Y. HILTON

- Needs 14 receiving yards to pass Jim Mutscheller for 10th in Colts history.
- Needs one receiving touchdown to have 20 for his career.
- With 10 receptions, he will move into a tie for fourth place in team history for most 10-plus reception games (three).

WR-ANDRE JOHNSON

- Needs 53 receiving yards to pass Henry Ellard for 11th in NFL history.

QB-ANDREW LUCK

- Needs one 300-yard passing game to reach 20 for his career.
- Needs one rushing touchdown to tie John Unitas for the third-most rushing touchdowns by a quarterback in Colts history.

OLB-ROBERT MATHIS

- With one start he will have 100 for his career.
- With 1.5 sacks he will pass Sean Jones for 19th in NFL history.

K-ADAM VINATIERI

- With one game played he will tie Bruce Matthews (296) for 11th all-time.

OLB-ERIK WALDEN

- Needs 1.0 sack to have 20 for his career.

MILESTONES REACHED IN 2015

INDIANAPOLIS COLTS

- With a victory in Week 5 at Houston (10/8), Indianapolis improved its consecutive win streak within the AFC South Division to 16 games, which set an NFL record and is currently the longest active streak in the NFL. The streak continues a team record, which was set at the conclusion of the 2014 campaign.

COLTS OFFENSE

- Despite being down 27-14 in the fourth quarter of Week 3 at Tennessee (9/27), the Colts manufactured 21 consecutive points to overcome the Titans 35-33. The offense orchestrated a 12-play, 98-yard touchdown drive early in the fourth quarter to start the rally.

COLTS DEFENSE

- In Week 3 at Tennessee (9/27), the Colts defense held the Titans to 4-of-13 (31%) on third downs, allowed just 88 rushing yards and forced two interceptions (one returned for a touchdown).

S-MIKE ADAMS

- In Week 5 at Houston (10/8), he compiled five tackles (three solo), three passes defended and two interceptions. It was the fourth multiple-interception game of his career and the first since 2014 when he accomplished the feat on two occasions.

CB-DARIUS BUTLER

- In Week 4 vs. Jacksonville (10/4), he totaled nine tackles (six solo) and one forced fumble. It was the fifth forced fumble of his career and his second on the season.

WR-PHILLIP DORSETT

- In Week 3 at Tennessee (9/27), he caught two receptions for 43 yards and one touchdown. The score marked the first of his NFL career.

TE-COBY FLEENER

- In Week 4 vs. Jacksonville (10/4), he caught a career-high nine passes for 83 yards and one touchdown with a long catch of 28 yards. Fleener registered his first touchdown of the season and the 15th of his career on a two-yard reception in the second quarter.

RB-FRANK GORE

- In Week 3 at Tennessee, he led the team in rushing with 14 carries for 86 yards (6.1 avg.) and two touchdowns. It marked his 11th career multiple-touchdown game as he tied his career-high of two. His performance also marked the first time since 2013 that a Colts running back tallied two rushing touchdowns in a game. With 86 rushing yards, he passed O.J. Simpson (11,236) and Corey Dillon (11,241) for the 18th-most rushing yards in NFL history.
- In Week 5 at Houston, he totaled 22 carries for 98 yards (4.5 avg.) and one touchdown. He passed John Riggins (11,352) and Steven Jackson (11,388) for the 17th and 18th-most rushing yards in NFL history. His 98 rushing yards were the most for the Colts in a game dating back to Dec. 16, 2012 (Vick Ballard, 105 vs. Houston). With 22 carries, Gore topped 2,500 rushes for his career.

QB-MATT HASSELBECK

- In Week 4 vs. Jacksonville (10/4), he made his first start at quarterback dating back to Nov. 4, 2012 and completed 30-of-47 passes for 282 yards and one touchdown for an 87.4 passer rating. It was his first win as a starter dating back to Oct. 21, 2012 at Buffalo. With 282 passing yards, he reached 35,000 for his career. With 47 attempts, Hasselbeck passed Jim Hart for the 19th-most in NFL history. His 47 attempts tied for the seventh-most in a single game in his career and his 30 completions tied the fourth-most in a single game during his NFL tenure. Hasselbeck's touchdown connection with tight end Coby Fleener in the second quarter was his 204th career touchdown pass. He became the 11th quarterback at 40-plus years of age to start a game and win dating back to the 1970 NFL merger.
- In Week 5 at Houston (10/8), he made his second consecutive start of the season and completed 18-of-29 passes for 213 yards, two touchdowns, no interceptions and a 107.4 passer rating. With 18 completions, he passed Dave Krieg (3,105) for the 19th-most completions in NFL history. The win marked the first time Hasselbeck won back-to-back games as a starter dating back to Oct. 11, 2012 - Oct. 21, 2012. He became the first 40-year-old quarterback with two passing touchdowns in a game since Mark Brunell in

MILESTONES REACHED IN 2015

Week 17 of 2010 with the New York Jets. With his two touchdown passes to wide receiver Andre Johnson, Johnson became the 44th different player Hasselbeck has thrown a touchdown to in his career.

ILB-D'QWELL JACKSON

- In Week 4 vs. Jacksonville (10/4), he led the team with 21 tackles (12 solo) and added 1.0 tackle for loss and one pass defended.
- In Week 5 at Houston (10/8), he led the team with 14 tackles (seven solo).

WR-ANDRE JOHNSON

- In Week 5 at Houston (10/8), he finished with six receptions for 77 yards and two touchdowns in his first game against his old team. He passed Isaac Bruce for the eighth-most catches in NFL history. His two touchdown catches marked his 11th multiple-touchdown game of his career. The last time he caught two touchdown passes came on Nov. 10, 2013 at Arizona.

DE-KENDALL LANGFORD

- In Week 4 vs. Jacksonville, he registered his first sack (16.5 for his career) as a member of the Colts when he brought down Jaguars quarterback Blake Bortles in the second quarter, which forced a punt. He also contributed two tackles and one pass defended.

S-DWIGHT LOWERY

- In Week 3 at Tennessee (9/27), he totaled four tackles (two solo), two interceptions (one returned for a touchdown) and two passes defended. He recorded his first interception in the second quarter and returned it 69 yards for a touchdown. It was his third interception returned for a touchdown in his career and first since 2010. The game marked his first career multiple-interception game and the first for the Colts since Nov. 16, 2014 (Mike Adams, 2 vs. New England).

QB-ANDREW LUCK

- Reached 13,000 passing yards for his career after completing 26-of-49 passes for 243 yards in Week 1 at Buffalo (9/13) becoming the third-fastest quarterback to reach that plateau (49 games). Only Kurt Warner and Matthew Stafford (46 games) reached the mark faster.
- With 21 completions in Week 2 vs. the New York Jets (9/21), he tied Johnny Unitas for the second-most 20-plus completion games in Colts history with 33.
- In Week 3 at Tennessee (9/27), he completed 18-of-30 passes for 260 yards, two touchdowns and two interceptions for an 82.6 passer rating. The game marked his 13th career fourth quarter or overtime game-winning drive and his two touchdowns marked his 30th career game with multiple touchdown passes. He completed 9-of-11 passes for 121 yards and two touchdowns in the fourth quarter.

OLB-ROBERT MATHIS

- In Week 2 vs. the New York Jets (9/21), he made his regular season debut and played in his first game dating back to a divisional playoff loss at New England on Jan. 11, 2014. Mathis finished the game with one tackle and one quarterback hurry.
- Recorded 1.0 sack in Week 3 at Tennessee (9/27) to pass former teammate Dwight Freeney for the 20th-most in NFL history (112.0). His career sack total is also a franchise record.

P-PAT McAFEE

- In Week 1 at Buffalo (9/13), he finished the game with four punts for 177 yards (44.3 avg.). With 177 punting yards, he surpassed 20,000 for his career.
- In Week 3 at Tennessee (9/27), he totaled five punts for a 49.8 average with a long kick of 54 yards and one punt pinned inside the 20-yard line. He also contributed six kickoff touchbacks and was named AFC Special Teams Player of the Week for his performance.
- In Week 4 vs. Jacksonville (10/4), he tallied six punts for a 47.8 average (45.0 net), pinned two punts inside the 20-yard line and registered a long kick of 57 yards. He tallied five kickoff touchbacks.
- In Week 5 at Houston (10/8), he totaled three punts for a 49.0 average, including two pinned inside the 20-yard line and a long of 53 yards. He also added six kickoff touchbacks appearing in his 100th career game.

WR-DONTE MONCRIEF

- In Week 1 at Buffalo (9/13), totaled six receptions for 46 yards and

one touchdown.

- Led the team with seven receptions for 122 yards in Week 2 vs. the New York Jets (9/21). His seven catches tied his career-high, which he originally set on Oct. 26, 2014 at Pittsburgh. His receiving yardage total was the second-most for a single game in his career. Moncrief recorded his third career 100-yard receiving game and scored at least one touchdown in back-to-back games for the first time of his career.
- Caught four passes for 32 yards, including an 11-yard touchdown in the fourth quarter of the Week 3 victory over the Tennessee Titans (9/27). Moncrief has scored a touchdown in each of the first three games of the season.

K-ADAM VINATIERI

- In the fourth quarter of Week 2 vs. the New York Jets (9/21), he made an extra point attempt to pass Mike Vanderjagt for the most extra point attempts in Colts history. He also extended his streak of 197 consecutive extra points made dating back to 2010.
- In Week 3 at Tennessee (9/27), he converted five extra points to pass Jason Hanson (2,150) for the third-most points scored in NFL history. With his first extra point of the game in the first quarter, he passed Mike Vanderjagt for the most extra points made in Colts history. He finished the game with five bringing his career total to 349 and extended his streak of consecutive extra points made to 202 dating back to 2010.
- In Week 4 vs. Jacksonville (10/4), he converted 3-of-3 field goals (54, 32, 27) and one PAT for 10 points. He connected on a 27-yard field goal in overtime for his 25th career game-winning field goal, and on the kick, surpassed Mike Vanderjagt (217) for the most field goals made in Colts history. Vinatieri's 32-yard field goal in the fourth quarter tied the game, and he became the first player in NFL history to eclipse 1,000 points with two different teams (New England and Indianapolis). His made PAT attempt in the second quarter extended his streak to 203 consecutive extra points made dating back to 2010. Vinatieri's first made field goal of 54 yards in the first quarter tied for the third-longest of his career as he passed Vanderjagt (995) for the most points scored in Colts history. He also passed John Carney (478) for the fourth-most field goals made in NFL history.
- In Week 5 at Houston (10/8), he converted 2-of-2 field goal attempts and three PATs for nine points. He appeared in his 295th career regular season game, which tied Darrell Green for the 12th-most all-time in NFL history. He extended his streak of consecutive extra points made to 206 dating back to 2010.

500 CLUB

The Indianapolis Colts won their 500th game as a franchise, including regular season and postseason, on 10/19/14 vs. Cincinnati. They are the 12th team in NFL history to record 500 total wins, but only the second team in the AFC (Pittsburgh).

Colts all-time regular season record: 489-427-7 (.532)

Colts all-time postseason record: 22-23-0 (.488)

Colts all-time overall record: 511-450-7 (.530)

Listed below are milestone wins in Colts history:

MILESTONE VICTORIES IN COLTS HISTORY

Milestone	Opponent	Score
BALTIMORE COLTS (1953-1983)		
First win	9/27/53 vs. Chicago	13-9
First postseason win	12/28/58 @ N.Y. Giants	23-17 OT
100th overall win	11/6/66 vs. Washington	37-10
First Super Bowl win	1/17/71 vs. Dallas	16-13
200th overall win	10/30/77 vs. Pittsburgh	31-21
INDIANAPOLIS COLTS (1984-2015)		
First win in Indy	9/9/84 @ Houston	35-21
300th overall win	10/8/95 @ Miami	27-24 OT
First postseason win in Indy	12/31/95 @ San Diego	35-20
400th overall win	11/28/05 vs. Pittsburgh	26-7
First Super Bowl win in Indy	2/4/07 vs. Chicago	29-17
500th overall win	10/19/14 vs. Cincinnati	27-0

DOUBLE-DIGIT VICTORIES

With a 17-10 win on 12/14/14 vs. Houston, the Colts notched their 14th 10-or-more win season in the past 16 years, which is the most of any NFL team since 1999. The Colts have posted a 176-85 (.674) record since 1999, which ranks second behind the Patriots.

OVERALL TEAM RECORDS, SINCE 1999

Team	W-L-T	Pct.	10-win Seasons
New England	187-73	.719	13
Indianapolis	176-85	.674	14
Green Bay	164-96-1	.630	10
Pittsburgh	163-97-1	.626	9
Baltimore	153-108	.586	9

BOUNCING BACK

Under Head Coach **Chuck Pagano** (2012-15), the Colts have recorded a 15-2 record in regular season games immediately following a loss. The team averages 26.8 points scored and 18.1 points allowed in those 17 games. In 2013, Indianapolis was one of only four teams (DEN, NE, SEA) to not lose consecutive games all season long.

COLTS GAMES FOLLOWING A LOSS, SINCE 2012

Game 1	Result	Game 2	Result
2012 (5-0)			
Week 1 at CHI	L, 41-21	Week 2 vs. MIN	W, 23-20
Week 3 vs. JAX	L, 22-17	Week 5 vs. GB	W, 30-27
Week 6 at NYJ	L, 35-9	Week 7 vs. CLE	W, 17-13
Week 11 at NE	L, 59-24	Week 12 vs. BUF	W, 20-13
Week 15 at HOU	L, 29-17	Week 16 at KC	W, 20-13
2013 (5-0)			
Week 2 vs. MIA	L, 24-20	Week 3 at SF	W, 27-7
Week 6 at SD	L, 19-9	Week 7 vs. DEN	W, 39-33
Week 10 vs. STL	L, 38-8	Week 11 at TEN	W, 30-27
Week 12 at ARZ	L, 40-11	Week 13 vs. TEN	W, 22-14
Week 14 at CIN	L, 42-28	Week 15 vs. HOU	W, 25-3
2014 (4-1)			
Week 1 at DEN	L, 31-24	Week 2 vs. PHI	L, 30-27
Week 2 vs. PHI	L, 30-27	Week 3 at JAX	W, 44-17
Week 8 at PIT	L, 51-34	Week 9 at NYG	W, 40-24
Week 11 vs. NE	L, 42-20	Week 12 vs. JAX	W, 23-3
Week 16 at DAL	L, 42-7	Week 17 at TEN	W, 27-10
2015 (1-1)			
Week 1 at BUF	L, 27-14	Week 2 vs. NYJ	L, 20-7
Week 2 vs. NYJ	L, 20-7	Week 3 vs. TEN	W, 35-33

WINNING THE CLOSE ONES

The Colts have closed out games strong under Head Coach Chuck Pagano (2012-15), posting a league-leading 22-4 (.846) record in games decided by one possession-or-less (eight points or less) during that span. In 2014, the team posted a 4-2 record. The Colts won nine consecutive one-possession games from Week 5 of the 2012 campaign to Week 1 of 2013.

BEST WIN PCT. IN ONE-POSSESSION GAMES, SINCE 2012

Team	Record	Winning Pct.
COLTS	22-4	.846
Denver	15-6	.714
Cincinnati	16-7-1	.681
San Francisco	13-7-1	.634
Arizona	13-9	.591

COLTS ONE-POSSESSION GAMES, 2015 (3-0)

Game	Margin	Result
Week 3 at TEN	2	W, 35-33
Week 4 vs. JAX	3	W, 16-13
Week 5 at HOU	7	W, 27-20

IRONMEN

T-ANTHONY CASTONZO

• His 61 consecutive starts and games played each rank fifth among active offensive tackles in the NFL.

Consecutive Regular Season Games Played, Active Players Only

Tackles		
D'Brickshaw Ferguson	NYJ	148
Donald Penn	OAK	133
Zane Beadles	JAX	85
Joe Staley	SF	69
Anthony Castonzo	IND	61

Consecutive Regular Season Games Started, Active Players Only

Tackles		
D'Brickshaw Ferguson	NYJ	148
Donald Penn	OAK	129
Zane Beadles	JAX	80
Joe Staley	SF	69
Anthony Castonzo	IND	61

RB-FRANK GORE

• Currently ranks third in consecutive games played and first in consecutive starts among active running backs in the NFL.

Consecutive Regular Season Games Played, Active Players Only

Running Backs		
Chris Johnson	ARZ	101
Anthony Dixon	BUF	85
Frank Gore	IND	69
Alfred Morris	WAS	53
Matt Forte	CHI	50

Consecutive Regular Season Games Started, Active Players Only

Running Backs		
Frank Gore	IND	65
Alfred Morris	WAS	53
Matt Forte	CHI	50
Eddie Lacy	GB	34
Lamar Miller	MIA	30

ILB-D'QWELL JACKSON

• His 69 consecutive starts rank tied for fourth among active linebackers in the NFL.

Consecutive Regular Season Games Started, Active Players Only

Linebackers		
David Harris	NYJ	104
James Laurinaitis	STL	101
Lawrence Timmons	PIT	73
D'Qwell Jackson	IND	69
Connor Barwin	PHI	69
Ryan Kerrigan	WAS	69

DE-KENDALL LANGFORD

• His 117 consecutive games played is tied for the most among active defensive linemen in the NFL.

Consecutive Regular Season Games Played, Active Players Only

Defensive Linemen		
Kendall Langford	IND	117
Julius Peppers	GB	117
Rob Ninkovich	NE	90
Tyson Alualu	JAX	85
Domata Peko	CIN	85

FROM CARDINAL TO COLTS

The Colts selected former Stanford teammates DE-Henry Anderson (third round) and DT-David Parry (fifth round) in the 2015 NFL Draft. The rookie duo have started all five games for Indianapolis. Anderson has recorded 29 tackles (25 solo), 4.0 tackles for loss, 1.0 sack and one pass defended while Parry has 14 tackles (nine solo), 2.0 tackles for loss and 1.0 sack.

BOOMSTICK HONORED

Colts punter Pat McAfee was named AFC Special Teams Player of the Week after his Week 3 performance vs. the Tennessee Titans. He recorded five punts for a 49.8 average (50.0 net) with a long kick of 54 yards and one punt inside the 20-yard line. McAfee also contributed with six kickoff touchbacks and converted a first down on a fake punt run.

The award was the second of McAfee's career as he received the honor in Week 6 of the 2014 season.

McAFEE AMONG THE BEST

Punter Pat McAfee has recorded 21 punts for 1,009 yards (48.0 avg.) and has pinned six punts inside the 20-yard line. His 46.5 net punt average ranks first in the league.

Highest Net Punt Average, 2015 NFL Season

Player	Team	Net Avg.
Pat McAfee	Indianapolis	46.5
Andy Lee	Cleveland	45.0
Sam Koch	Baltimore	44.3
Kevin Huber	Cincinnati	43.5
Dustin Colquitt	Kansas City	43.2

McAfee also ranks tied for fifth in the NFL with 21 kickoff touchbacks.

Most Kickoff Touchbacks, 2015 NFL Season

Player	Team	Touchbacks
Justin Tucker	Baltimore	25
Stephen Gostkowski	New England	24
Matt Boshier	Atlanta	23
Brandon McManus	Denver	22
Pat McAfee	Indianapolis	21
Dan Bailey	Dallas	21

NEXT MAN UP

Quarterback Matt Hasselbeck started Week 4 vs. Jacksonville (10/4) and Week 5 at Houston (10/8) and led the Colts to two wins while completing 33-of-43 passes for 495 yards, three touchdowns and no interceptions for a passer rating of 95.0.

Hasselbeck became the 11th quarterback at 40-plus years of age to start a game and win dating back to the 1970 NFL merger.

QUARTERBACKS 40-PLUS YEARS OF AGE TO START AND WIN AN NFL GAME, SINCE 1970

Player	Year
Johnny Unitas	1973
Sonny Jurgensen	1974
Earl Morrall	1975
Len Dawson	1975
Vince Evans	1995
Warren Moon	2000
Doug Flutie	2005
Vinny Testaverde	2007
Brad Johnson	2008
Brett Favre	2010
Matt Hasselbeck	2015

BALLHAWKING SAFETY

In Week 5 at Houston (10/8), safety Mike Adams compiled five tackles (three solo), three passes defensed and two interceptions. It was the fourth multiple-interception game of his career and the first since 2014 when he accomplished the feat on two occasions.

Adams currently is tied for third in the NFL in interceptions.

Most Interceptions, 2015 NFL Season

Player	Team	INTs
Josh Norman	Carolina	4
Charles Woodson	Oakland	4
Mike Adams	Indianapolis	3
Rashad Johnson	Arizona	3
Walter Thurmond	Philadelphia	3

VINNY ON TOP

Kicker Adam Vinatieri connected on three field goal attempts and one PAT in Week 4 vs. Jacksonville (10/4). With 10 points, he set new franchise records for most field goals made and most points scored by a Colt, surpassing former kicker Mike Vanderjagt in both categories.

MOST FIELD GOALS MADE IN COLTS HISTORY

Player	Field Goals	Years
Adam Vinatieri	220	2006-2015
Mike Vanderjagt	217	1998-2005
Dean Biasucci	176	1984-1994

MOST POINTS SCORED IN COLTS HISTORY

Player	Field Goals	Years
Adam Vinatieri	1,013	2006-2015
Mike Vanderjagt	995	1998-2005
Dean Biasucci	783	1984-1994

LEADING THE PACK

Inside linebackers D'Qwell Jackson and Jerrell Freeman rank first and second respectively on the team in tackles. The duo had combined for 114 tackles (62 solo), 4.0 tackles for loss, 1.0 sack, one pass defensed and one forced fumble.

COLTS LEADING TACKLERS PER GAME, 2015 SEASON

Game	Player	Tackles
Week 1 at Buffalo	Jerrell Freeman	12
Week 2 vs. N.Y. Jets	Jerrell Freeman	14
Week 3 at Tennessee	Jerrell Freeman	16
Week 4 vs. Jacksonville	D'Qwell Jackson	21
Week 5 at Houston	D'Qwell Jackson	14

BUTLER'S BALL

Despite missing two games this season, cornerback Darius Butler has recorded 17 tackles (10 solo) and his two forced fumbles are tied for second in the NFL. He recorded one forced fumble in Week 1 at Buffalo (9/13) and Week 4 vs. Jacksonville (10/4).

Most Forced Fumbles, 2015 NFL Season

Player	Team	FF
Jamie Collins	New England	3
James Ihedigbo	Detroit	3
Robert Quinn	St. Louis	3
Darius Butler	Indianapolis	2
Chris Baker	Washington	2
Chris Conte	Tampa Bay	2
Fletcher Cox	Philadelphia	2
David Harris	N.Y. Jets	2
Tony Jefferson	Arizona	2
Malcolm Jenkins	Philadelphia	2
Hau'oli Kikaha	New Orleans	2
Jacques Smith	Tampa Bay	2
T.J. Ward	Denver	2

UNDRAFTED ROOKIES ON THE ROSTER

The Colts have had at least one rookie undrafted free agent make the team's Week 1 53-man roster for the past 17 seasons. That is currently the longest active streak in the NFL, followed by Denver and New England with 12 straight seasons.

This season the Colts had two undrafted rookie free agents make the opening day roster in **DT-T.Y. McGill** and **RB-Tyler Varga**.

LONGEST ACTIVE STREAKS WITH ROOKIE UNRAFTED FREE AGENT ON WEEK 1 ROSTER

Team	Years
COLTS	17
Denver	12
New England	12

Outside Linebacker Robert Mathis **6-2 - 245 Pounds - Alabama A&M** **13th NFL Season**

- Named to six consecutive Pro Bowls (2008-2013).
- Ranks first in franchise history with 112.0 career sacks.
- Has recorded five career 10.0-plus sack seasons, including a career-high 19.5 in 2013.
- Has compiled 27 multiple-sack games and three career 3.0 sack contests.
- Has posted an NFL-record 42 sack-forced fumbles in his career.

MATHIS QB SACK BREAKDOWN

Robert Mathis became the 30th player in NFL history to reach the 100.0-sack mark after posting 2.0 sacks vs. Seattle (10/6/13). The 13-year veteran ranks first in franchise history in sacks, fourth among active NFL players and 20th in league history.

Below is a breakdown of Mathis' quarterback takedowns:

- Has totaled quarterback takedowns in 86-of-167 career games and 56-of-99 starts.
- Owns 27 career multiple-sack games and three games with 3.0 sacks.
- Has sacks against all 31 other NFL teams.

NFL Career Sack Leaders (Active Players)

134.0	Jared Allen
131.5	DeMarcus Ware
130.0	Julius Peppers
112.0	Robert Mathis

Robert Mathis' Sacks By Opponent

16.5	Houston
14.5	Jacksonville
8.0	Tennessee
5.0	New England
4.5	Cincinnati, Oakland, San Francisco, Seattle
4.0	Baltimore, Chicago, Miami
3.5	St. Louis
3.0	Buffalo, Cleveland, Denver, Philadelphia, San Diego
2.5	Kansas City, N.Y. Jets
2.0	Arizona, N.Y. Giants
1.5	Pittsburgh, Washington
1.0	Atlanta, Carolina, Dallas, Green Bay, Minnesota, New Orleans, Tampa Bay
0.5	Detroit

TOP OF THE MOUNTAIN

Robert Mathis holds the franchise record with 112.0 career sacks. In 2013, he set franchise record with 19.5 sacks en route to being named Associated Press and *Sporting News* NFL All-Pro and won the Deacon Jones Award as the NFL's sack leader. He posted seven multi-sack games and 27 for his career, which are both Colts records. He has also recorded 86 games with a sack, which ranks first in franchise history.

MOST SACKS, COLTS HISTORY, SINCE 1982

Player	Years	Sacks
Robert Mathis	2003-2015	112.0
Dwight Freeney	2002-2012	107.5
Duane Bickett	1985-1993	50.0

MOST SACKS IN A SEASON, COLTS HISTORY, SINCE 1982

Player	Season	Sacks
Robert Mathis	2013	19.5
Dwight Freeney	2004	16.0
Dwight Freeney	2009	13.5
Dwight Freeney	2002	13.0
Chad Bratzke	1999	12.0

MOST GAMES WITH SACKS, COLTS HISTORY, SINCE 1982

Player	Years	Games
Robert Mathis	2003-2015	86
Dwight Freeney	2002-2012	81
Duane Bickett	1985-1993	38
Donnell Thompson	1982-1991	38

MOST MULTI-SACK GAMES, COLTS HISTORY, SINCE 1982

Player	Years	Games
Robert Mathis	2003-2015	27
Dwight Freeney	2002-2012	25
Duane Bickett	1985-1993	10
Chad Bratzke	1999-2001	10

MOST MULTI-SACK GAMES, SINGLE SEASON, COLTS HISTORY, SINCE 1982

Player	Years	Games
Robert Mathis	2013	7
Chad Bratzke	1999	5
Dwight Freeney	2004	5

MATHIS' CAREER BEST GAMES

Sacks

3.0, three times,
last: at Jacksonville (9/29/13)

Forced Fumbles

3, vs. Houston (11/14/04)
2, three times,
last: at Kansas City (12/22/13)

Fumble Recoveries

1, 14 times,
last: at Jacksonville (1/1/12)

Passes Defensed

2, at New England (11/5/06)



MATHIS TO THE PRO BOWL

Robert Mathis was selected to his sixth consecutive Pro Bowl in 2013. He is tied with Chris Hinton for the sixth-most consecutive Pro Bowl nominations in Colts history. Mathis is also tied for the eighth-most career nominations in franchise history.

COLTS CONSECUTIVE PRO BOWL NOMINATIONS

11, DE-Gino Marchetti, 1954-64
9, QB-Peyton Manning, 2002-10
8, QB-John Unitas, 1957-64
8, OG/T-Jim Parker, 1958-65
8, WR-Marvin Harrison, 1999-2006
6, OLB-Robert Mathis, 2008-13
6, OG/T-Chris Hinton, 1983-89



COLTS MOST PRO BOWL NOMINATIONS

11, DE-Gino Marchetti, 1954-64
11, QB-Peyton Manning, 1999-2000, 2002-10
10, QB-John Unitas, 1957-64, 66-67
8, OG/T-Jim Parker, 1958-65
8, WR-Marvin Harrison, 1999-2006
7, RB-Lenny Moore, 1956, 58-62, 64
7, DE-Dwight Freeney, 2003-05, 08-11
6, OLB-Robert Mathis, 2008-13
6, WR-Raymond Berry, 1958-61, 63-64
6, OG/T-Chris Hinton, 1983-89
6, WR-Reggie Wayne, 2006-10, 12

DOUBLE-DIGIT SACKS

In 13 NFL seasons, Robert Mathis has totaled five double-digit sack seasons. Since 1982, the Colts have recorded 18 individual double-digit sack campaigns.

COLTS 10.0-PLUS SACK SEASONS (SINCE 1982)

<u>Player</u>	<u>Sack Total</u>	<u>Year</u>
Robert Mathis, OLB	19.5	2013
Dwight Freeney, DE	16.0	2004
Dwight Freeney, DE	13.5	2009
Dwight Freeney, DE	13.0	2002
Chad Bratzke, DE	12.0	1999
Robert Mathis, DE	11.5	2008
Robert Mathis, DE	11.5	2005
Johnnie Cooks, LB	11.5	1984
Robert Mathis, DE	11.0	2010
Dwight Freeney, DE	11.0	2005
Dwight Freeney, DE	11.0	2003
Vernon Maxwell, LB	11.0	1983
Dwight Freeney, DE	10.5	2008
Robert Mathis, DE	10.5	2004
Dan Footman, DE	10.5	1997
Tony Bennett, LB	10.5	1995
Dwight Freeney, DE	10.0	2010
Jon Hand, DE	10.0	1989

MATHIS RISING

Listed below is how Robert Mathis ranks in sacks all-time and since he joined the league in 2003.

ALL-TIME SACK LEADERS

<u>Rank</u>	<u>Player</u>	<u>Years</u>	<u>Sacks</u>
17	Simeon Rice	1996-2007	122.0
18	Clyde Simmons	1986-2000	121.5
19	Sean Jones	1984-1996	113.0
20	Robert Mathis	2003-2015	112.0
21	Dwight Freeney	2002-2014	111.5

SACK LEADERS SINCE 2003

<u>Rank</u>	<u>Player</u>	<u>Years</u>	<u>Sacks</u>
1	Jared Allen	2004-2015	134.0
2	DeMarcus Ware	2005-2015	131.5
3	Julius Peppers	2003-2015	118.0
4	Robert Mathis	2003-2015	112.0
5	Terrell Suggs	2003-2015	106.5

USE THE FORCE

Robert Mathis has totaled 112.0 career sacks in his 13-year career with the Colts, which ranks first in club history. In 2005, he registered a sack in 11-of-13 games and set an NFL record with sacks in eight consecutive contests to start a season. Mathis has 27 multiple-sack games in his career and three 3.0 sack games. He had a streak of four consecutive multiple-sack games in 2013 from Weeks 2-5. Dating back to his rookie season in 2003, Robert Mathis leads the Colts defense in forced fumbles with 46, which ranks first in the NFL during that time span.

CAREER HONORS

2013 SEASON

2013 Pro Bowl

Associated Press First Team NFL All-Pro

Demon Jones Award

December - AFC Defensive Player of the Month

October - AFC Defensive Player of the Month

2012 SEASON

2012 Pro Bowl

2011 SEASON

2011 Pro Bowl

Ed Block Courage Award

Week 16 - AFC Defensive Player of the Week

2010 SEASON

2010 Pro Bowl

September - AFC Defensive Player of the Month

2009 SEASON

2009 Pro Bowl

November - AFC Defensive Player of the Month

2008 SEASON

2008 Pro Bowl

2007 SEASON

2007 Pro Bowl

Week 13 - AFC Defensive Player of the Week

2006 SEASON

Week 7 - AFC Defensive Player of the Week

TOTALS

Pro Bowl - 6
Associated Press First Team NFL All-Pro - 1
Demon Jones Award - 1
Ed Block Courage Award - 1
AFC Defensive Player of the Month - 4
AFC Defensive Player of the Week - 3

Quarterback Andrew Luck 6-4 - 240 Pounds - Stanford 4th NFL Season

- For his career, has completed 1,127-of-1,929 passes for 13,710 yards, 91 touchdowns and 50 interceptions for a passer rating of 85.3. He also has 12 rushing touchdowns.
- Reached 13,000 career passing yards in his 49th game, becoming the third fastest quarterback to reach that plateau.
- Named to three consecutive Pro Bowls (2012-14).
- Broke the NFL rookie record for passing attempts (627), yards (4,374) and 300-yard passing games (6) in a season.

CAREER HONORS

2014 SEASON

2014 Pro Bowl

November - AFC Offensive Player of the Month

Week 3 - AFC Offensive Player of the Week

2013 SEASON

2013 Pro Bowl

Week 7 - AFC Offensive Player of the Week

2012 SEASON

2012 Pro Bowl

Week 9 - AFC Offensive Player of the Week and FedEx Air NFL Player of the Week

Week 8 - PEPSI MAX NFL Rookie of the Week

Week 5 - PEPSI MAX NFL Rookie of the Week

Week 3 - PEPSI MAX NFL Rookie of the Week

TOTALS

Pro Bowl - 3

AFC Offensive Player of the Month - 1

AFC Offensive Player of the Week - 3

FedEx Air NFL Player of the Week - 1

PEPSI MAX NFL Rookie of the Week - 3

RACKING UP THE YARDS

Andrew Luck has recorded 13,710 career passing yards, which currently ranks 9th in NFL history among players through their first four seasons.

MOST PASSING YARDS IN FIRST FOUR SEASONS OF A CAREER, NFL HISTORY

Player	Years	Games	Passing Yds
Peyton Manning	1998-2001	64	16,418
Dan Marino	1983-1986	59	16,177
Carson Palmer	2004-2007	61	14,899
Andy Dalton	2011-2014	64	14,758
Drew Bledsoe	1993-1996	60	14,642
Cam Newton	2011-2014	62	14,426
Matt Ryan	2008-2011	62	14,238
Joe Flacco	2008-2011	64	13,816
Andrew Luck	2012-2015	51	13,710

WINNING FROM THE BEGINNING

Andrew Luck led the Colts to 33 wins in his first three seasons, which tied for the second-most to start a career since 1970.

MOST WINS AMONG NFL QUARTERBACKS, FIRST THREE SEASONS, SINCE 1970

Player	Team	Years	Wins
Russell Wilson	SEA	2012-2014	36
Andrew Luck	IND	2012-2014	33
Dan Marino	MIA	1983-1985	33
Matt Ryan	ATL	2008-2010	33
Joe Flacco	BAL	2008-2010	32
Andy Dalton	CIN	2011-2013	29
Ben Roethlisberger	PIT	2004-2006	29

LUCK THROUGH THREE

Andrew Luck threw for 12,957 passing yards from 2012-14, which is the highest total through the first three seasons of a quarterback's career in NFL history. He also ranks second in touchdown passes during that span.

MOST PASSING YARDS IN FIRST THREE SEASONS OF CAREER, NFL HISTORY

Player	Team	Years	Passing Yards
Andrew Luck	IND	2012-2014	12,957
Peyton Manning	IND	1998-2000	12,287
Dan Marino	MIA	1983-1985	11,431
Andy Dalton	CIN	2011-2013	11,360
Cam Newton	CAR	2011-2013	11,299

MOST PASSING TDs IN FIRST THREE SEASONS OF CAREER, NFL HISTORY

Player	Team	Years	Passing TDs
Dan Marino	MIA	1983-1985	98
Andrew Luck	IND	2012-2014	86
Peyton Manning	IND	1998-2000	85
Andy Dalton	CIN	2011-2013	80
Carson Palmer	CIN	2004-2006	78

RUNNING IT IN

Since 2012, Andrew Luck has recorded the second-most rushing touchdowns among NFL quarterbacks and ranks tied for first among AFC quarterbacks. Only Cam Newton has run for more touchdowns over the past three seasons.

MOST RUSHING TOUCHDOWNS BY NFL QUARTERBACKS, SINCE 2012

Player	Team	Rushing TD
Cam Newton	CAR	21
Andrew Luck	IND	12
Andy Dalton	CIN	12
Colin Kaepernick	SF	11
Russell Wilson	SEA	11

MOST CAREER RUSHING TOUCHDOWNS BY A QUARTERBACK, COLTS HISTORY

Player	Years	Rushing TD
Peyton Manning	1998-2010	17
Bert Jones	1973-1981	14
Johnny Unitas	1956-1972	13
Andrew Luck	2012-2015	12

MOST RUSHING TOUCHDOWNS IN A SINGLE SEASON BY A QUARTERBACK, COLTS HISTORY

Player	Year	Games	Rushing TD
Andrew Luck	2012	16	5
Andrew Luck	2013	16	4
Bert Jones	1974	11	4
Peyton Manning	2006	16	4
Peyton Manning	2001	16	4

LUCK'S FOURTH QUARTER & OVERTIME GAME-WINNING DRIVES (13)

Andrew Luck led the Colts on seven game-winning drives in the fourth quarter or overtime in 2012, which tied for the most in a single season by any NFL quarterback since 1970. Below is a detailed look at Luck's 13 career game-winning drives (2012-15):

Date-Opponent	Down/Tied	Time Rem.	Start	Drive/TOP	Scoring Play	Time Rem.	Final	Luck Drive Stats
9/16/12 vs. MIN	20-20	0:31	IND 20	4-45/0:23	A. Vinatieri 53 yd. FG	0:08	23-20	Pass: 2-3-40
10/7/12 vs. GB	27-22	4:30	IND 20	13-80/3:55	4 yd. pass to R. Wayne	0:35	30-27	Pass: 8-11-80, TD Rush: 1-7
10/28/12 at TEN	21-19	11:27	IND 15	8-75/3:23	A. Vinatieri 28 yd. FG	8:04	19-13 OT	Pass: 2-4-52
	13-13	15:00	IND 20	9-80/4:49	16 yd. pass to V. Ballard	10:11		Pass: 2-2-36, TD
	13-6	10:26	IND 20	14-80/7:02	D. Carter 1 yd. run	3:24		Pass: 6-8-62 Rush: 1-7
11/4/12 vs. MIA	20-20	13:12	IND 6	13-69/7:14	A. Vinatieri 43 yd. FG	5:58	23-20	Pass: 6-8-54
12/2/12 at DET	33-28	1:07	IND 25	11-75/1:07	14 yd. pass to D. Avery	0:00	35-33	Pass: 3-9-50, TD Rush: 2-25
12/9/12 vs. TEN	33-21	4:02	IND 15	8-85/1:23	42 yd. pass to L. Brazill	2:39	27-23	Pass: 4-7-62, TD Rush: 1-8
	23-21	10:28	IND 20	10-45/4:05	A. Vinatieri 53 yd. FG	6:23		Pass: 3-6-29
	13-13	10:13	IND 27	13-73/6:05	7 yd. pass to R. Wayne	4:08		Pass: 6-7-49, TD
12/23/12 at KC	13-13	10:13	IND 27	13-73/6:05	7 yd. pass to R. Wayne	4:08	20-13	Pass: 5-7-28
9/8/13 vs. OAK	17-14	11:09	IND 20	11-80/5:49	A. Luck 19 yd. run	5:20	21-17	Rush: 1-19, TD Pass: 5-7-49
10/6/13 vs. SEA	28-23	0:35-3Q	IND 14	14-70/6:40	D. Brown 3 yd. run	8:55	34-28	Rush: 1-5
11/3/13 at HOU	24-19	6:09	IND 48	5-52/2:09	9 yd. pass to T. Hilton	4:00	27-24	Pass: 4-6-52
	24-12	10:32	IND 33	2-67/0:46	58 yd. pass to T. Hilton	9:46		Pass: 2-2-67
1/4/14 vs. KC	44-38	5:36	IND 20	4-80/1:15	64 yd. pass to T. Hilton	4:21	45-44	Pass: 2-3-75, TD Rush: 1-5
12/7/14 at CLE	41-31	14:40	IND 10	12-90/4:02	A. Luck 5 yd. fumble rec.	10:38	25-24	Pass: 5-6-59 Rush: 1-12
	24-19	3:46	IND 10	11-90/3:14	1 yd. pass to T. Hilton	0:32		Pass: 4-7-48, TD
	27-21	5:59	TEN 11	1-11/0:06	11 yd. pass to D. Moncrief	5:53		Pass: 1-1-11, TD
9/27/15 at TEN	27-14	12:20	IND 2	12-98/5:31	35 yd. pass to P. Dorsett	6:49	35-33	Pass: 8-10-110, TD

Bold indicates game-winning drive

Italics indicates comeback drive

LUCK FINDING THE END ZONE

Andrew Luck led the NFL with 40 passing touchdowns in 2014, which is the second-most passing touchdowns in a single season in Colts history.

MOST PASSING TOUCHDOWNS, SINGLE SEASON, COLTS HISTORY

Player	Year	Passing TD
Peyton Manning	2004	49
Andrew Luck	2014	40
Peyton Manning	2000	33
Peyton Manning	2009	33
Peyton Manning	2010	33

MOST PASSING TOUCHDOWNS, NFL, 2014

Player	Team	Touchdowns
Andrew Luck	COLTS	40
Peyton Manning	Denver	39
Aaron Rodgers	Green Bay	38

Luck also ranked third in passing yards and sixth in completions.

MOST PASSING YARDS, NFL, 2014

Player	Team	Yards
Drew Brees	New Orleans	4,952
Ben Roethlisberger	Pittsburgh	4,952
Andrew Luck	COLTS	4,761

MOST COMPLETIONS, NFL, 2014

Player	Team	Completions
Drew Brees	New Orleans	456
Matt Ryan	Atlanta	415
Ben Roethlisberger	Pittsburgh	408
Peyton Manning	Denver	395
Ryan Tannehill	Miami	392
Andrew Luck	COLTS	380

GAME-WINNING DRIVES

Andrew Luck led the Colts on 11 fourth quarter/overtime game-winning drives in 2012 and 2013, which is the most through a quarterback's first two seasons since 1970.

MOST FOURTH QUARTER/OVERTIME GAME-WINNING DRIVES IN FIRST TWO SEASONS OF CAREER, SINCE 1970

Player	Team	GW Drives
Andrew Luck	IND	11
Jake Plummer	ARZ	9
Peyton Manning	IND	8

LUCK'S CAREER BEST GAMES

COMPLETIONS

35, at Denver (9/7/14)
32, vs. Baltimore (10/5/14)
31, vs. Green Bay (10/7/12)
31, at Jacksonville (9/21/14)

PASSING YARDS

433, vs. Miami (11/4/12)
400, at Pittsburgh (10/26/14)
393, vs. Tennessee (9/28/14)

PASSING TOUCHDOWNS

5, vs. Washington (11/30/14)
4, five times,
last: at N.Y. Giants (11/3/14)

COMPLETION PCT.

79.5, at Jacksonville (9/21/14)
78.3, vs. Oakland (9/8/13)
70.7, vs. Tennessee (9/28/14)

PASSER RATING

140.4, at Jacksonville (9/21/14)
137.0, vs. Washington (11/30/14)
135.4, at Tennessee (12/28/14)

RUSHING TOUCHDOWNS

2, at Jacksonville (11/8/12)
2, vs. Cleveland (10/21/12)
1, eight times,
last: at Cleveland (12/7/14)

Kicker Adam Vinatieri 6-0 - 206 Pounds - South Dakota State 20th NFL Season

- Three-time Pro Bowl selection in 2002, 2004 and 2014.
- Only kicker in NFL history to record successful field goals in four Super Bowls (XXXVI, XXXVIII, XXXIX and XLI) and is the only kicker in league history to have played in five.
- Has converted 483-of-578 career field goals for an 83.6 percentage, which ranks 16th all-time. His 483 made field goals rank fourth in league history.
- Has totaled 2,171 career points (including one two-point conversion), which ranks third in league history and first among active players.
- Is the only player in NFL history to tally 1,000 points with two different teams (New England and Indianapolis).
- Owns the Colts record for points scored (1,013), extra points made (353), field goals made (220) and has converted 206 consecutive extra points dating back to 2010.

AT THE BUZZER...

Below is a look at the 25 victories in which Adam Vinatieri has kicked game-winning field goals in the final minute of the fourth quarter or overtime.

Opponent	Date	Yards	Time	Score
vs. Jacksonville	9/22/96	40	12:24	28-25 OT
vs. NY Jets	9/14/97	34	06:57	27-24 OT
at New Orleans	10/4/98	27	00:03	30-27
vs. San Francisco	12/20/98	35	00:03	24-21
at NY Jets	9/12/99	23	00:03	30-28
vs. Indianapolis	9/19/99	26	00:35	31-28
vs. Cincinnati	11/19/00	22	00:03	16-13
at Buffalo	12/17/00	24	00:19	13-10 OT
vs. San Diego	10/14/01	44	10:55	29-26 OT
at Buffalo	12/16/01	23	09:15	12-9 OT
vs. Oakland	1/19/02	23	06:31	16-13 OT
vs. St. Louis	2/3/02	48	00:00	20-17+
vs. Kansas City	9/22/02	35	10:20	41-38 OT
vs. Miami	12/29/02	35	12:57	27-24 OT
at Houston	11/23/03	28	00:40	23-20 OT
vs. Carolina	2/1/04	41	00:04	32-29#
at Pittsburgh	9/25/05	43	00:01	23-20
vs. Atlanta	10/9/05	29	00:17	31-28
at Denver	10/29/06	37	00:02	34-31
vs. Kansas City	11/18/07	24	00:03	13-10
at Minnesota	9/14/08	47	00:03	18-15
at San Diego	11/23/08	51	00:00	23-20
vs. Tennessee	1/2/11	43	00:00	23-20
vs. Minnesota	9/16/12	53	00:08	23-20
vs. Jacksonville	10/4/15	27	04:36	16-13 OT

*All FGs 1996-2005 came while with New England
+Super Bowl XXXVI #Super Bowl XXXVIII

HITTING THE CENTURY MARK

In Week 11 of the 2014 season vs. New England (11/16/14), Adam Vinatieri surpassed 100 points scored for the season for the 17th time in his career, setting an NFL record. Jason Elam held the previous record with 16 such seasons.

MOST 100-POINT SEASONS, NFL HISTORY

Player	Years	100-pt. Seasons
Adam Vinatieri	1996-2014	17
Jason Elam	1993-2008	16
Morten Andersen	1985-2003	14
Gary Anderson	1983-2003	14

AMONG THE BEST

Adam Vinatieri holds an 83.6 career field goal percentage having converted 483-of-578 kicks. His total currently ranks 16th all-time in the NFL in the category.

HIGHEST REGULAR SEASON FG % IN NFL HISTORY, MINIMUM 100 FGM

Pct.	Name	FGM	FGA
90.4	*Dan Bailey	122	135
89.3	*Justin Tucker	108	121
87.2	*Stephen Gostkowski	253	290
86.5	Mike Vanderjagt	230	266
86.4	*Steven Hauschka	140	162
86.2	Nate Kaeding	181	210
86.1	*Robbie Gould	254	295
85.7	Rob Bironas	239	279
85.6	*Connor Barth	119	139
85.5	Shayne Graham	266	311
85.2	*Matt Bryant	294	345
84.3	*Dan Carpenter	199	236
84.2	*Phil Dawson	368	437
84.1	Shaun Suisham	211	251
83.7	Matt Stover	471	563
83.6	*Adam Vinatieri	483	578

*Active

ACTIVE IN THE NFL

Adam Vinatieri has accumulated 2,171 points as a member of New England and Indianapolis. With his current total, he leads the entire NFL in scoring among active players.

Player	Seasons	Points
Adam Vinatieri, Ind.	20 (1996-2015)	2,171
Sebastian Janikowski, Oak.	16 (2000-2015)	1,609
Phil Dawson, S.F.	17 (1999-2015)	1,544

INTO THE HUNDREDS

Colts kicker Adam Vinatieri recorded a streak of 177 consecutive regular season games in which he scored at least one point. The streak dated back to September 14, 2003 in a contest at Philadelphia where he totaled one field goal and added four extra points and concluded on September 13, 2015 at Buffalo. Since the streak, Vinatieri has been part of four Super Bowl championships, earned two Pro Bowl nominations and has totaled 11 game-winning field goals.

1,000 CLUB

Adam Vinatieri became the first player in NFL history to record 1,000 points with two different teams (New England and Indianapolis). Vinatieri notched 1,158 points during his time with New England (1996-2005) and has registered 1,013 points in 10 seasons with the Colts. Kicker Morten Andersen is the only other NFL player to record 800-or-more points with two different teams.

VINATIERI'S CAREER BEST GAMES

FIELD GOALS MADE

5, three times,
last: vs. Tennessee (12/1/13)

FIELD GOAL ATTEMPTS

6, vs. Jacksonville (9/22/96)
5, seven times,
last: vs. Tennessee (12/1/13)

PATS MADE

7, vs. Washington (11/30/14)
6, five times,
last: at Baltimore (12/9/07)

PATS ATTEMPTED

7, vs. Washington (11/30/14)
6, five times,
last: at Baltimore (12/9/07)

LONGEST FIELD GOAL

57, at Chicago (11/10/02)
55, at St. Louis (12/13/98)
54, two times, last vs. Jacksonville (10/4/15)

VINATIERI vs. THE NFL

Opponents	Home (With Patriots) FG-FGA	Home (With Colts) FG-FGA	Home (Total) FG-FGA	Road FG-FGA	Total FG-FGA
Buffalo	18-28	3-3	21-31	11-20	32-51
Miami	20-23	7-10	27-33	14-16	41-49
New England	0-0	5-6	5-6	4-7	9-13
New York Jets	16-17	1-2	17-19	21-23	38-42
Baltimore	5-5	3-3	8-8	4-4	12-12
Cincinnati	3-3	7-7	10-10	2-4	12-14
Cleveland	5-8	5-5	10-13	6-8	16-21
Pittsburgh	3-3	2-2	5-5	11-12	16-17
Houston	0-0	19-20	19-20	16-21	35-41
Indianapolis	14-15	0-0	14-15	11-11	25-26
Jacksonville	7-8	13-15	20-23	18-20	38-43
Tennessee	3-5	18-18	21-23	16-20	37-43
Denver	2-3	4-4	6-7	16-19	22-26
Kansas City	9-10	7-9	16-19	8-11	24-30
Oakland	1-1	0-0	1-1	5-6	6-7
San Diego	6-8	0-0	6-8	7-10	13-18
Dallas	4-4	0-0	4-4	2-2	6-6
New York Giants	4-5	1-1	5-6	9-9	14-15
Philadelphia	0-0	3-3	3-3	5-6	8-9
Washington	3-4	3-3	6-7	3-6	9-13
Chicago	1-1	2-2	3-3	5-6	8-9
Detroit	0-0	1-1	1-1	5-5	6-6
Green Bay	2-2	3-4	5-6	0-1	5-7
Minnesota	1-2	3-3	4-5	3-4	7-9
Atlanta	1-1	0-0	1-1	3-3	4-4
Carolina	0-0	2-2	2-2	3-3	5-5
New Orleans	1-2	2-2	3-4	3-3	6-7
Tampa Bay	1-2	2-2	3-4	1-2	4-6
Arizona	1-2	0-0	1-2	5-6	6-8
St. Louis	1-1	0-0	1-1	8-8	9-9
San Francisco	1-2	0-0	1-2	2-3	3-5
Seattle	3-3	4-4	7-7	0-0	7-7
Totals	136-168	120-131	256-299	227-279	483-578
Percentage	81.0	91.6	85.6	81.4	83.6

Opponents	1-19	20-29	30-39	40-49	50+	Totals	Pct.
Home (w/ Patriots)	3-3	53-54	39-47	36-56	5-8	136-168	81.0
Home (w/ Colts)	3-3	32-33	42-44	33-36	10-15	120-131	91.6
Away	4-4	81-85	67-85	66-85	9-20	227-279	81.4
Totals	10-10	166-172	148-176	135-177	24-43	483-578	83.6

Wide Receiver T.Y. Hilton

5-9 - 180 Pounds - Florida International 4th NFL Season

- For his career, he has 241 receptions for 3,671 yards and 19 touchdowns.
- Named to first career Pro Bowl in 2014.
- Recorded back-to-back 1,000-yard seasons from 2013-14 and tied his career-high in touchdowns (seven) in 2014.
- Became the first player in Colts history to score on a punt return and catch a pass for a touchdown when he accomplished the feat against Buffalo on November 26, 2012. He was named AFC Special Teams Player of the Week for his performance.
- Set the franchise record for the most receiving yards (1,944) and 100-yard games (10) and ranks second for the most receptions (132) in a Colts player's first two seasons with the team.
- Established a Colts rookie record with five 100-yard receiving games in 2012 and finished with the second-most receiving yards (861) by a rookie in franchise history.

HILTON'S 2014 RANKINGS

Wide receiver **T.Y. Hilton** finished sixth in the NFL in receiving yards and tied for 21st in receptions in 2014. He also ranked seventh in receiving first downs, as 63 of his 82 receptions went for first downs (76.8%).

MOST RECEIVING YARDS, 2014

Player	Team	Rec. Yds
Antonio Brown	Pittsburgh	1,698
Demaryius Thomas	Denver	1,619
Julio Jones	Atlanta	1,593
Jordy Nelson	Green Bay	1,519
Emmanuel Sanders	Denver	1,404
T.Y. Hilton	COLTS	1,345

MOST RECEIVING FIRST DOWNS, 2014

Player	Team	Rec. FD
Antonio Brown	Pittsburgh	85
Julio Jones	Atlanta	76
Randall Cobb	Green Bay	71
Jordy Nelson	Green Bay	71
Emmanuel Sanders	Denver	69
Demaryius Thomas	Denver	69
T.Y. Hilton	COLTS	63

HILTON TOPS 1,000 AGAIN

Wide receiver **T.Y. Hilton** has topped the 1,000-yard receiving mark each of the last two seasons. He is only the third player in franchise history to post multiple career 1,000-yard receiving seasons, joining Marvin Harrison and Reggie Wayne, who have each recorded eight such seasons.

MOST 1,000-YARD RECEIVING SEASONS, COLTS HISTORY

Player	Years	Seasons
Marvin Harrison	1996-2008	8
Reggie Wayne	2001-2014	8
T.Y. Hilton	2012-2015	2

100-YARD GAMES

Hilton has recorded 16 100-yard games in his first three NFL seasons. He had a single season career-high six 100-yard receiving games in 2014 after becoming just the sixth player in NFL history to register 10 100-yard receiving games in the first two seasons of a career.

Date	Opponent	Rec.	Yds	TD
10/9/14	at HOU	9	*223	1
12/29/13	JAX	*11	155	0
10/26/14	at Pit	6	155	1
12/7/14	at CLE	10	150	2
10/6/13	SEA	5	140	2
11/10/13	STL	7	130	0
9/15/13	MIA	6	124	0
11/23/14	JAX	4	122	1
11/3/13	at HOU	7	121	*3
9/23/12	JAX	4	113	1
12/30/12	HOU	4	111	1
10/19/14	CIN	7	107	0
9/28/14	TEN	6	105	0
11/4/12	MIA	6	102	1
11/18/12	at NE	6	100	2
12/2/12	at DET	6	100	0

*Career-high

HILTON'S CAREER BEST GAMES

RECEPTIONS

11, vs. Jacksonville (12/29/13)
10, at Cleveland (12/7/14)
9, vs. Baltimore (10/5/14)
9, at Houston (10/9/14)

RECEIVING YARDS

223, at Houston (10/9/14)
155, vs. Jacksonville (12/29/13)
155, at Pittsburgh (10/26/14)

RECEIVING TOUCHDOWNS

3, at Houston (11/3/13)
2, at New England (11/18/12)
2, vs. Seattle (10/6/13)
2, at Cleveland (12/7/14)

Running Back Frank Gore 5-9 - 217 Pounds - Miami (FL) 11th NFL Season

• His career totals include 2,518 carries for 11,398 yards and 67 touchdowns. He also has 351 receptions for 2,929 yards and 11 touchdowns.

• Currently is the NFL's active leader in career carries and rushing yards.

• Is the San Francisco 49ers all-time leader in rushing yards (11,073), attempts (2,442) and touchdowns (64) and ranks second in yards from scrimmage (13,956), trailing only Pro Football Hall of Fame wide receiver Jerry Rice (19,872).

• Has been selected to five Pro Bowls (2006, 2009, 2011, 2012 and 2013).

• Is one of only 11 players in NFL history to have at least eight 1,000-yard rushing seasons and one-of-four players to rush for 11,000 yards while playing for one team.

• Currently ranks third in consecutive games played and first in consecutive starts among active running backs in the NFL.

Gore Ahead of the Pack

Gore's 11,398 rushing yards since his rookie season in 2005 rank as the most in the NFL during that time span.

MOST RUSHING YARDS SINCE 2005

Player	Years	Rush. Yds
Frank Gore	2005-2015	11,398
Steven Jackson	2005-2014	10,715
Adrian Peterson	2007-2015	10,562
Chris Johnson	2008-2015	9,033
Marshawn Lynch	2007-2015	8,823

GORE'S CAREER BEST GAMES

CARRIES

31, at Denver (12/31/06)
31, vs. Cleveland (10/30/11)
29, four times,
last: vs. Denver (10/31/10)

RUSHING YARDS

212, vs. Seattle (11/19/06)
207, vs. Seattle (9/20/09)
167, vs. Arizona (12/14/09)

RUSHING TOUCHDOWNS

2, 11 times,
last: at Tennessee (9/27/15)

CAREER HONORS

2013 SEASON

2013 Pro Bowl

2012 SEASON

2012 Pro Bowl

2011 SEASON

2011 Pro Bowl

Week 6 - FedEx Ground NFL Player of the Week

2009 SEASON

2009 Pro Bowl

Week 14 - NFC Offensive Player of the Week

Week 2 - NFC Offensive Player of the Week and FedEx Ground NFL Player of the Week

2007 SEASON

Week 12 - NFC Offensive Player of the Week

2006 SEASON

2006 Pro Bowl

Ed Block Courage Award

Week 11 - NFC Offensive Player of the Week

Week 5 - NFC Offensive Player of the Week

TOTALS

Pro Bowl - 5

NFC Offensive Player of the Week - 5

FedEx Ground NFL Player of the Week - 2

NFL ALL-TIME RUSHING LIST

Rank	Player	Season	G	Att	Yds	Avg.	TD
1.	Emmitt Smith	1990-2004(15)	226	4,409	18,355	4.16	164
2.	Walter Payton	1975-1987(13)	190	3,838	16,726	4.36	110
3.	Barry Sanders	1989-1998(10)	153	3,062	15,269	4.99	99
4.	Curtis Martin	1995-2005(11)	168	3,518	14,101	4.01	90
5.	LaDainian Tomlinson	2001-2011(11)	170	3,174	13,684	4.31	145
6.	Jerome Bettis	1993-2005(13)	192	3,479	13,662	3.93	91
7.	Eric Dickerson	1983-1993(11)	146	2,996	13,259	4.43	90
8.	Tony Dorsett	1977-1988(12)	173	2,936	12,739	4.34	77
9.	Jim Brown	1957-1965(9)	118	2,359	12,312	5.22	106
10.	Marshall Faulk	1994-2005(12)	176	2,836	12,279	4.33	100
11.	Edgerrin James	1999-2009(11)	148	3,028	12,246	4.04	80
12.	Marcus Allen	1982-1997(16)	222	3,022	12,243	4.05	123
13.	Franco Harris	1972-1984(13)	173	2,949	12,120	4.11	91
14.	Thurman Thomas	1988-2000(13)	182	2,877	12,074	4.20	65
15.	Fred Taylor	1998-2010(13)	153	2,534	11,695	4.62	66
16.	Frank Gore	2005-2015(11)	153	2,518	11,398	4.53	67
17.	Steven Jackson	2004-2014(11)	158	2,743	11,388	4.15	68
18.	John Riggins	1971-1985(14)	175	2,916	11,352	3.89	104
19.	Corey Dillon	1997-2006(10)	150	2,618	11,241	4.29	82
20.	O.J. Simpson	1969-1979(11)	135	2,404	11,236	4.67	61

Wide Receiver Andre Johnson 6-3 - 229 Pounds - Miami (FL) 13th NFL Season

- His career totals include 1,025 receptions for 13,725 yards and 66 touchdowns.
- Finished his tenure in Houston as the Texans' all-time leading receiver.
- Is a seven-time Pro Bowler (2004, 2006, 2008, 2009, 2010, 2012 and 2013), two-time Associated Press First Team NFL All-Pro choice (2008 and 2009) and two-time Associated Press Second Team NFL All-Pro selection (2006 and 2012).
- Led the NFL in receptions in 2006 with 103 and again in 2008 with a career-high 115.
- Led the NFL in receiving yards in 2008 with 1,575 and in 2009 with 1,569.
- Has averaged an NFL all-time best 5.9 receptions per game in his career and 78.9 receiving yards per game, which ranks second in NFL history.
- Is one of two players (Marvin Harrison) to record four seasons of 100-plus receptions and 1,400-plus yards.
- He has 51 career 100-yard games (fifth all-time).
- Holds the NFL record with 21 career games with 10-or-more receptions and 100-or-more receiving yards.
- Has 10 games with at least 10 receptions and 150 yards receiving, tied with Pro Football Hall of Famer Jerry Rice for the most in NFL history.

JOHNSON'S CAREER BEST GAMES

RECEPTIONS

14, vs. Jacksonville (11/18/12)
13, at Jacksonville (12/5/13)
12, five times,
last: at San Diego (9/9/13)

RECEIVING YARDS

273, vs. Jacksonville (11/18/12)
229, vs. Indianapolis (11/3/13)
207, vs. Tennessee (12/14/08)

RECEIVING TOUCHDOWNS

3, vs. Indianapolis (11/3/13)
2, 10 times,
last: at Houston (10/8/15)

NFL ALL-TIME RECEPTIONS LIST

Rank	Player	Seasons	Rec.
1.	Jerry Rice	1985-2004(20)	1,549
2.	Tony Gonzalez	1997-2013(17)	1,325
3.	Marvin Harrison	1996-2008(13)	1,102
4.	Cris Carter	1987-2002(16)	1,101
5.	Tim Brown	1988-2004(17)	1,094
6.	Terrell Owens	1996-2010(15)	1,078
7.	Reggie Wayne	2001-2014(14)	1,070
8.	Andre Johnson	2003-2015(13)	1,025
9.	Isaac Bruce	1994-2009(16)	1,024
10.	Hines Ward	1998-2011(14)	1,000

Johnson is the NFL's active leader in receptions and the only active player in the league with 1,000 receptions.

Rank	Player	Seasons	Rec.
9.	Andre Johnson	2003-2015(13)	1,025
12.	Jason Witten	2003-2015(13)	973
13.	Anquan Boldin	2003-2015(13)	963
15t.	Larry Fitzgerald	2004-2015(12)	944
15t.	Steve Smith Sr.	2001-2015(15)	944

CAREER HONORS

2013 SEASON

2013 Pro Bowl

2012 SEASON

2012 Pro Bowl

Associated Press Second Team NFL All-Pro

2010 SEASON

2010 Pro Bowl

2009 SEASON

2009 Pro Bowl

Associated Press First Team NFL All-Pro

2008 SEASON

2008 Pro Bowl

Associated Press First Team NFL All-Pro

2006 SEASON

2006 Pro Bowl

Associated Press Second Team NFL All-Pro

2004 SEASON

2004 Pro Bowl

TOTALS

Pro Bowl - 7

Associated Press First Team NFL All-Pro - 2

Associated Press Second Team NFL All-Pro - 2

NFL ALL-TIME RECEIVING YARDS LIST

Rank	Player	Seasons	Rec. Yds
1.	Jerry Rice	1985-2004(20)	22,895
2.	Terrell Owens	1996-2010(15)	15,934
3.	Randy Moss	1998-2012(14)	15,292
4.	Isaac Bruce	1994-2009(16)	15,208
5.	Tony Gonzalez	1997-2013(17)	15,127
6.	Tim Brown	1988-2004(17)	14,934
7.	Marvin Harrison	1996-2008(13)	14,580
8.	Reggie Wayne	2001-2014(14)	14,345
9.	James Lofton	1978-1993(16)	14,004
10.	Cris Carter	1987-2002(16)	13,899
11.	Henry Ellard	1983-1998(16)	13,777
12.	Andre Johnson	2003-2015(13)	13,725

Johnson is the NFL's active leader in receiving yards.

Rank	Player	Seasons	Rec.
12.	Andre Johnson	2003-2015(13)	13,725
13.	Steve Smith Sr.	2001-2015(15)	13,635
19.	Larry Fitzgerald	2004-2015(12)	12,641
20.	Anquan Boldin	2003-2015(13)	12,637
33.	Jason Witten	2003-2015(13)	10,773

COLTS UNOFFICAL DEPTH CHART



Underlined = Rookie in 2015

BASE OFFENSE

WR	81 Andre Johnson	10 Donte Moncrief	
LT	74 Anthony Castonzo		
LG	75 Jack Mewhort	60 Lance Louis	
C	62 Khaled Holmes	72 Jonotthan Harrison	
RG	69 Hugh Thornton	79 Todd Herremans	
RT	76 Joe Reitz	<u>71 Denzelle Good</u>	
TE	83 Dwayne Allen	84 Jack Doyle	
WR	13 T.Y. Hilton	<u>15 Phillip Dorsett</u>	17 Griff Whalen
QB	12 Andrew Luck	8 Matt Hasselbeck	
TE	80 Coby Fleener		
RB	23 Frank Gore	<u>34 Josh Robinson</u>	<u>38 Tyler Varga</u> 37 Zurlon Tipton

BASE DEFENSE

DE	90 Kendall Langford		
NT	<u>54 David Parry</u>	94 Zach Kerr	
DT	<u>96 Henry Anderson</u>	<u>67 T.Y. McGill</u>	99 Billy Winn
SLB	93 Erik Walden	92 Bjoern Werner	
Mike	52 D'Qwell Jackson	51 Sio Moore	
Will	50 Jerrell Freeman	55 Nate Irving	57 Josh McNary
Rush	58 Trent Cole	91 Jonathan Newsome	98 Robert Mathis
LCB	28 Greg Toler	35 Josh Thomas	
SS	29 Mike Adams	32 Colt Anderson	
FS	33 Dwight Lowery	<u>42 Clayton Geathers</u>	27 Winston Guy
RCB	21 Vontae Davis	20 Darius Butler	26 Shaun Prater

SPECIALISTS

P	1 Pat McAfee		
PK	4 Adam Vinatieri		
H	1 Pat McAfee		
LS	45 Matt Overton		
KR	14 Marcus Thigpen	17 Griff Whalen	<u>38 Tyler Varga</u>
PR	14 Marcus Thigpen	17 Griff Whalen	<u>15 Phillip Dorsett</u>

Colts Pronunciations

S - Clayton Geathers (Geh-thers)
 G - Todd Herremans (HARE-uh-mens)
 C - Khaled Holmes (CALL-id)
 T/G - Jack Mewhort (MYOU-hort)
 WR - Donte Moncrief (MON-creef)

ILB - Sio Moore (SEE-o)
 G - Joe Reitz (RIGHTS)
 K - Adam Vinatieri (vin-uh-TARE-ee)
 SLB - Bjoern Werner (bee-YORN) (VERN-er)

COLTS PLAYERS BY POSITION

QUARTERBACKS (2)

No	Name	Pos	HT	WT	Exp	College
8	Matt Hasselbeck	QB	6-4	235	17	Boston College
12	Andrew Luck	QB	6-4	240	4	Stanford

RUNNING BACKS (4)

No	Name	Pos	HT	WT	Exp	College
23	Frank Gore	RB	5-9	217	11	Miami (FL)
34	Josh Robinson	RB	5-8	221	R	Mississippi State
37	Zurlon Tipton	RB	6-0	230	2	Central Michigan
38	Tyler Varga	RB	5-11	225	R	Yale

WIDE RECEIVERS (5)

No	Name	Pos	HT	WT	Exp	College
10	Donte Moncrief	WR	6-2	222	2	Mississippi
13	T.Y. Hilton	WR	5-9	180	4	Florida International
15	Phillip Dorsett	WR	5-10	185	R	Miami (FL)
17	Griff Whalen	WR	5-11	190	4	Stanford
81	Andre Johnson	WR	6-3	229	13	Miami (FL)

TIGHT ENDS (3)

No	Name	Pos	HT	WT	Exp	College
80	Coby Fleener	TE	6-6	251	4	Stanford
83	Dwayne Allen	TE	6-3	265	4	Clemson
84	Jack Doyle	TE	6-6	267	3	Western Kentucky

OFFENSIVE LINE (9)

No	Name	Pos	HT	WT	Exp	College
60	Lance Louis	G	6-3	323	6	San Diego State
62	Khaled Holmes	C/G	6-3	309	3	USC
69	Hugh Thornton	G	6-3	324	3	Illinois
71	Denzelle Good	T	6-5	340	R	Mars Hill
72	Jonotthan Harrison	C	6-4	308	2	Florida
74	Anthony Castonzo	T	6-7	311	5	Boston College
75	Jack Mewhort	T/G	6-6	312	2	Ohio State
76	Joe Reitz	G	6-7	323	5	Western Michigan
79	Todd Herremans	G	6-6	323	11	Saginaw Valley State

DEFENSIVE LINE (6)

No	Name	Pos	HT	WT	Exp	College
54	David Parry	DT	6-2	310	R	Stanford
67	T.Y. McGill	DT	6-0	299	R	North Carolina State
90	Kendall Langford	DE	6-6	305	8	Hampton
94	Zach Kerr	NT	6-2	334	2	Delaware
96	Henry Anderson	DT	6-6	300	R	Stanford
99	Billy Winn	DT	6-4	300	4	Boise State

LINEBACKERS (10)

No	Name	Pos	HT	WT	Exp	College
50	Jerrell Freeman	ILB	6-0	240	4	Mary Hardin-Baylor
51	Sio Moore	ILB	6-1	245	3	Connecticut
52	D'Qwell Jackson	ILB	6-0	242	10	Maryland
55	Nate Irving	ILB	6-1	253	5	North Carolina State
57	Josh McNary	ILB	6-0	251	2	Army
58	Trent Cole	OLB	6-3	270	11	Cincinnati
91	Jonathan Newsome	OLB	6-3	247	2	Ball State
92	Bjoern Werner	OLB	6-3	255	3	Florida State
93	Erik Walden	OLB	6-2	250	8	Middle Tennessee St.
98	Robert Mathis	OLB	6-2	245	13	Alabama A&M

DEFENSIVE BACKS (10)

No	Name	Pos	HT	WT	Exp	College
20	Darius Butler	CB	5-10	188	7	Connecticut
21	Vontae Davis	CB	5-11	207	7	Illinois
26	Shaun Prater	CB	5-10	190	4	Iowa
27	Winston Guy	S	6-1	220	3	Kentucky
28	Greg Toler	CB	6-0	190	7	St. Paul's
29	Mike Adams	S	5-11	205	12	Delaware
32	Colt Anderson	S	5-10	195	6	Montana
33	Dwight Lowery	S	5-11	212	8	San Jose State
35	Josh Thomas	CB	5-11	185	5	Buffalo
42	Clayton Geathers	S	6-2	215	R	Central Florida

SPECIALISTS (4)

No	Name	Pos	HT	WT	Exp	College
1	Pat McAfee	P	6-1	233	7	West Virginia
4	Adam Vinatieri	K	6-0	206	20	South Dakota State
14	Marcus Thigpen	RS	5-9	200	4	Indiana
45	Matt Overton	LS	6-1	243	4	Western Washington



YEAR	DRAFTEES	FREE AGENTS	TRADES/WAIVERS
2003	Robert Mathis (5)		
2006		Adam Vinatieri (UFA-NE)	
2009	Pat McAfee (7)		
2010		Joe Reitz	
2011	Anthony Castonzo (1)		
2012	Andrew Luck (1) Coby Fleener (2) Dwayne Allen (3) T.Y. Hilton (3)	Darius Butler Jerrell Freeman Matt Overton Griff Whalen	Vontae Davis (T-MIA)
2013	Bjoern Werner (1) Hugh Thornton (3) Khaled Holmes (4)	Daniel Adongo^ Matt Hasselbeck Josh McNary Greg Toler (UFA-ARI) Erik Walden (UFA-GB)	Jack Doyle (W-TEN)
2014	Jack Mewhort (2) Donte Moncrief (3) Jonathan Newsome (5) Ulrick John (7)^	Mike Adams Colt Anderson (UFA-PHI) Jalil Brown* Winston Guy Jonotthan Harrison D'Qwell Jackson Arthur Jones (UFA-BAL)* Zach Kerr Lance Louis Dewey McDonald^ Erik Swoope^ Zurlon Tipton	
2015	Phillip Dorsett (1) D'Joun Smith (3)# Henry Anderson (3) Clayton Geathers (4) David Parry (5) Josh Robinson (6) Amarlo Herrera (6)^ Denzelle Good (7)	Quan Bray^ Duron Carter^ Trent Cole Tay Glover-Wright^ Frank Gore (UFA-SF) Todd Herremans Nate Irving (UFA-DEN) Andre Johnson Kendall Langford Dwight Lowery (UFA-ATL) Josh Mitchell* Earl Okine^ Shaun Prater Junior Sylvestre* Alex Tanney^ Marcus Thigpen Josh Thomas Tyler Varga	T.Y. McGill (W-SEA) Tevin Mitchel (W-WAS)* Sio Moore (T-OAK) Billy Winn (T-CLE)

^ Practice Squad

* Injured Reserve

Injured Reserve/Designated for Return

% Reserve/Non-Football Injury

+ Exempt/Commissioner Permission

COLTS ALPHABETICAL ROSTER

NO	NAME	POS	HT	WT	DOB	AGE	EXP	COLLEGE	HOMETOWN	HOW ACQ.	GP/GS/DNP/IA
29	Adams, Mike	S	5-11	205	3/24/1981	34	12	Delaware	Paterson, NJ	FA-14	5/5/0/0
83	Allen, Dwayne	TE	6-3	265	2/24/1990	25	4	Clemson	Fayetteville, NC	D3-12	3/3/0/2
32	Anderson, Colt	S	5-10	195	10/25/1985	29	6	Montana	Butte, MT	UFA-14 (PHI)	5/0/0/0
96	Anderson, Henry	DT	6-6	300	8/3/1991	24	R	Stanford	Atlanta, GA	D3-15	5/5/0/0
20	Butler, Darius	CB	5-10	188	3/18/1986	29	7	Connecticut	Tamarac, FL	FA-12	3/1/0/2
74	Castonzo, Anthony	T	6-7	311	8/9/1988	27	5	Boston College	Hawthorn Woods, IL	D1-11	5/5/0/0
58	Cole, Trent	OLB	6-3	270	10/5/1982	33	11	Cincinnati	Xenia, OH	FA-15	4/4/0/1
21	Davis, Vontae	CB	5-11	207	5/27/1988	27	7	Illinois	Washington, DC	T-12 (MIA)	5/5/0/0
15	Dorsett, Phillip	WR	5-10	185	1/5/1993	22	R	Miami (FL)	Ft. Lauderdale, FL	D1-15	5/0/0/0
84	Doyle, Jack	TE	6-6	267	5/5/1990	25	3	Western Kentucky	Indianapolis, IN	W-13 (TEN)	5/0/0/0
80	Fleener, Coby	TE	6-6	251	9/20/1988	27	4	Stanford	Lemont, IL	D2-12	5/3/0/0
50	Freeman, Jerrell	ILB	6-0	240	5/1/1986	29	4	Mary Hardin-Baylor	Waco, TX	FA-12	4/4/0/1
42	Geathers, Clayton	S	6-2	215	6/1/1992	23	R	Central Florida	Georgetown, SC	D4-15	5/0/0/0
71	Good, Denzelle	T	6-5	340	3/8/1991	24	R	Mars Hill	Gaffney, SC	D7-15	0/0/0/5
23	Gore, Frank	RB	5-9	217	5/14/1983	32	11	Miami (FL)	Coral Gables, FL	UFA-15 (SF)	5/5/0/0
27	Guy, Winston	S	6-1	220	4/23/1990	25	3	Kentucky	Lexington, KY	FA-14	5/0/0/0
72	Harrison, Jonothan	C	6-4	308	8/25/1991	24	2	Florida	Groveland, FL	FA-14	5/0/0/0
8	Hasselbeck, Matt	QB	6-4	235	9/25/1975	40	17	Boston College	Norfolk, MA	FA-13	2/2/3/0
79	Herremans, Todd	G	6-6	323	10/13/1982	33	11	Saginaw Valley State	Ravenna, MI	FA-15	4/2/0/1
13	Hilton, T.Y.	WR	5-9	180	11/14/1989	25	4	Florida International	Miami, FL	D3-12	5/5/0/0
62	Holmes, Khaled	C/G	6-3	309	1/19/1990	25	3	USC	Santa Ana, CA	D4-13	5/5/0/0
55	Irving, Nate	ILB	6-1	253	7/12/1988	27	5	North Carolina State	Teachey, NC	UFA-15 (DEN)	4/1/0/1
52	Jackson, D'Qwell	ILB	6-0	242	9/26/1983	32	10	Maryland	Largo, FL	FA-14	5/5/0/0
81	Johnson, Andre	WR	6-3	229	7/11/1981	34	13	Miami (FL)	Miami, FL	FA-15	5/5/0/0
94	Kerr, Zach	NT	6-2	334	8/29/1990	25	2	Delaware	Gaithersburg, MD	FA-14	4/0/0/1
90	Langford, Kendall	DE	6-6	305	1/27/1986	29	8	Hampton	Petersburg, VA	FA-15	5/5/0/0
60	Louis, Lance	G	6-3	323	4/24/1985	30	6	San Diego State	New Orleans, LA	FA-14	3/2/0/2
33	Lowery, Dwight	S	5-11	212	1/23/1986	29	8	San Jose State	Santa Cruz, CA	UFA-15 (ATL)	5/5/0/0
12	Luck, Andrew	QB	6-4	240	9/12/1989	26	4	Stanford	Houston, TX	D1-12	3/3/0/2
98	Mathis, Robert	OLB	6-2	245	2/26/1981	34	13	Alabama A&M	Atlanta, GA	D5-03	4/0/0/1
1	McAfee, Pat	P	6-1	233	5/2/1987	28	7	West Virginia	Plum, PA	D7-09	5/0/0/0
67	McGill, T.Y.	DT	6-0	299	11/23/1992	22	R	North Carolina State	Jesup, GA	W-15 (SEA)	1/0/0/4
57	McNary, Josh	ILB	6-0	251	4/10/1988	27	2	Army	Houston, TX	FA-13	4/0/0/0
75	Mewhort, Jack	T/G	6-6	312	8/30/1991	24	2	Ohio State	Toledo, OH	D2-14	5/5/0/0
10	Moncrief, Donte	WR	6-2	222	8/6/1993	22	2	Mississippi	Raleigh, MS	D3-14	5/4/0/0
51	Moore, Sio	ILB	6-1	245	5/2/1990	25	3	Connecticut	Cary, NC	T-15 (OAK)	5/0/0/0
91	Newsome, Jonathan	OLB	6-3	247	1/22/1991	24	2	Ball State	Cleveland, OH	D5-14	4/1/0/1
45	Overton, Matt	LS	6-1	243	7/6/1985	30	4	Western Washington	Tracy, CA	FA-12	5/0/0/0
54	Parry, David	DT	6-2	310	3/7/1992	23	R	Stanford	Marion, IA	D5-15	5/5/0/0
26	Prater, Shaun	CB	5-10	190	10/27/1989	25	4	Iowa	Omaha, NE	FA-15	1/0/0/0
76	Reitz, Joe	G	6-7	323	8/24/1985	30	5	Western Michigan	Fishers, IN	FA-10	5/3/0/0
34	Robinson, Josh	RB	5-8	221	8/24/1992	23	R	Mississippi State	Franklinton, LA	D6-15	5/0/0/0
14	Thigpen, Marcus	RS	5-9	200	5/15/1986	29	4	Indiana	Detroit, MI	FA-15	4/0/0/0
35	Thomas, Josh	CB	5-11	185	5/3/1989	26	5	Buffalo	Cedar Hill, TX	FA-15	3/0/0/0
69	Thornton, Hugh	G	6-3	324	6/28/1991	24	3	Illinois	Oberlin, OH	D3-13	4/3/0/1
37	Tipton, Zurlon	RB	6-0	230	4/27/1990	25	2	Central Michigan	Detroit, MI	FA-14	2/0/0/0
28	Toler, Greg	CB	6-0	190	1/2/1985	30	7	St. Paul's	Washington, DC	UFA-13 (ARI)	1/1/0/4
38	Varga, Tyler	RB	5-11	225	9/24/1993	22	R	Yale	Kitchener, Ontario	FA-15	3/0/0/2
4	Vinatieri, Adam	K	6-0	206	12/28/1972	42	20	South Dakota State	Rapid City, SD	UFA-06 (NE)	5/0/0/0
93	Walden, Erik	OLB	6-2	250	8/21/1985	30	8	Middle Tennessee St.	Dublin, GA	UFA-13 (GB)	5/5/0/0
92	Werner, Bjoern	OLB	6-3	255	8/30/1990	25	3	Florida State	Berlin, Germany	D1-13	4/0/0/1
17	Whalen, Griff	WR	5-11	190	3/1/1990	25	4	Stanford	Sylvania, OH	FA-12	5/0/0/0
99	Winn, Billy	DT	6-4	300	4/15/1989	26	4	Boise State	Las Vegas, NV	T-15 (CLE)	4/0/0/1

PRACTICE SQUAD

56	Adongo, Daniel	OLB	6-5	252	10/12/1989	26	2	Pretoria (South Africa)	Nairobi, Kenya	FA-13	
11	Bray, Quan	WR	5-10	182	4/28/1993	22	R	Auburn	LaGrange, GA	FA-15	
16	Carter, Duron	WR	6-5	211	3/22/1991	24	R	Coffeyville CC	Fort Lauderdale, FL	FA-15	
36	Glover-Wright, Tay	CB	6-0	180	6/28/1992	23	1	Utah State	Mableton, GA	FA-15	
49	Herrera, Amarlo	ILB	6-1	249	9/20/1991	23	R	Georgia	College Park, GA	D6-15	
68	John, Ulrick	T	6-5	311	5/20/1992	23	2	Georgia State	Hinesville, GA	D7-14	
31	McDonald, Dewey	S	6-0	220	6/10/1990	25	2	California (PA)	Ranson, WV	FA-14	
95	Okine, Earl	DE	6-6	290	1/4/1990	25	1	Florida	Gainesville, FL	FA-15	3/0/0/0
86	Swoope, Erik	TE	6-5	243	5/8/1992	23	1	Miami (FL)	Lake Elsinore, CA	FA-14	
3	Tanney, Alex	QB	6-4	220	11/11/1987	27	2	Monmouth	Lexington, IL	FA-15	

RESERVE/INJURED DESIGNATED TO RETURN

30	Smith, D'Joun	CB	5-11	193	9/23/1992	23	R	Florida Atlantic	Miami, FL	D3-15	0/0/0/1
----	---------------	----	------	-----	-----------	----	---	------------------	-----------	-------	---------

RESERVE/INJURED

25	Brown, Jalil	CB	6-1	210	10/14/1987	28	5	Colorado	Phoenix, AZ	FA-14	4/3/0/0
97	Jones, Arthur	DT	6-3	320	6/3/1986	29	6	Syracuse	Rochester, NY	UFA-14 (BAL)	
43	Mitchel, Tevin	CB	6-0	190	8/3/1992	23	R	Arkansas	Mansfield, TX	W-15 (WAS)	
46	Mitchell, Josh	CB	5-9	173	1/7/1993	22	R	Nebraska	Corona, CA	FA-15	
44	Sylvestre, Junior	ILB	6-0	242	12/27/1991	23	R	Toledo	Hollywood, FL	FA-15	

COACHING STAFF

HEAD COACH: Chuck Pagano

Pep Hamilton (Offensive Coordinator), Greg Manusky (Defensive Coordinator), Tom McMahon (Special Teams Coordinator)

Roy Anderson (Safeties Coach), Tim Berbenich (Defensive Assistant), Brant Boyer (Assistant Special Teams Coach), Clyde Christensen (Quarterbacks Coach),

Rob Chudzinski (Associate Head Coach), Gary Emanuel (Defensive Line Coach), Jeff FitzGerald (Linebackers Coach), Joe Gilbert (Offensive Line Coach),

Mike Gilhamer (Secondary Coach), Frank Giufre (Offensive Quality Control Coach), Jim Hostler (Wide Receivers Coach), Richard Howell (Assistant Strength & Conditioning),

Hal Hunter (Offensive Line Coach), Roger Marandino (Head Strength & Conditioning), Alfredo Roberts (Tight Ends Coach), Brad White (Outside Linebackers Coach),

Charlie Williams (Running Backs Coach).

COLTS NUMERICAL ROSTER

NO	NAME	POS	HT	WT	DOB	AGE	EXP	COLLEGE	HOMETOWN	HOW ACQ.	GP/GS/DNP/IA
1	Pat McAfee	P	6-1	233	5/2/1987	28	7	West Virginia	Plum, PA	D7-09	5/0/0/0
4	Adam Vinatieri	K	6-0	206	12/28/1972	42	20	South Dakota State	Rapid City, SD	UFA-06 (NE)	5/0/0/0
8	Matt Hasselbeck	QB	6-4	235	9/25/1975	40	17	Boston College	Norfolk, MA	FA-13	2/2/3/0
10	Donte Moncrief	WR	6-2	222	8/6/1993	22	2	Mississippi	Raleigh, MS	D3-14	5/4/0/0
12	Andrew Luck	QB	6-4	240	9/12/1989	26	4	Stanford	Houston, TX	D1-12	3/3/0/2
13	T.Y. Hilton	WR	5-9	180	11/14/1989	25	4	Florida International	Miami, FL	D3-12	5/5/0/0
14	Marcus Thigpen	RS	5-9	200	5/15/1986	29	4	Indiana	Detroit, MI	FA-15	4/0/0/0
15	Phillip Dorsett	WR	5-10	185	1/5/1993	22	R	Miami (FL)	Ft. Lauderdale, FL	D1-15	5/0/0/0
17	Griff Whalen	WR	5-11	190	3/1/1990	25	4	Stanford	Sylvania, OH	FA-12	5/0/0/0
20	Darius Butler	CB	5-10	188	3/18/1986	29	7	Connecticut	Tamarac, FL	FA-12	3/1/0/2
21	Vontae Davis	CB	5-11	207	5/27/1988	27	7	Illinois	Washington, DC	T-12 (MIA)	5/5/0/0
23	Frank Gore	RB	5-9	217	5/14/1983	32	11	Miami (FL)	Coral Gables, FL	FA-15	5/5/0/0
26	Shaun Prater	CB	5-10	190	10/27/1989	25	4	Iowa	Omaha, NE	FA-15	1/0/0/0
27	Winston Guy	S	6-1	220	4/23/1990	25	3	Kentucky	Lexington, KY	FA-14	5/0/0/0
28	Greg Toler	CB	6-0	190	1/2/1985	30	7	St. Paul's	Washington, DC	UFA-13 (ARI)	1/1/0/4
29	Mike Adams	S	5-11	205	3/24/1981	34	12	Delaware	Paterson, NJ	FA-14	5/5/0/0
32	Colt Anderson	S	5-10	195	10/25/1985	29	6	Montana	Butte, MT	UFA-14 (PHI)	5/0/0/0
33	Dwight Lowery	S	5-11	212	1/23/1986	29	8	San Jose State	Santa Cruz, CA	UFA-15 (ATL)	5/5/0/0
34	Josh Robinson	RB	5-8	221	8/24/1992	23	R	Mississippi State	Franklinton, LA	D6-15	5/0/0/0
35	Josh Thomas	CB	5-11	185	5/3/1989	26	5	Buffalo	Cedar Hill, TX	FA-15	3/0/0/0
37	Zurlon Tipton	RB	6-0	230	4/27/1990	25	2	Central Michigan	Detroit, MI	FA-14	2/0/0/0
38	Tyler Varga	RB	5-11	225	9/24/1993	22	R	Yale	Kitchener, Ontario	FA-15	3/0/0/2
42	Clayton Geathers	S	6-2	215	6/1/1992	23	R	Central Florida	Georgetown, SC	D4-15	5/0/0/0
45	Matt Overton	LS	6-1	243	7/6/1985	30	4	Western Washington	Tracy, CA	FA-12	5/0/0/0
50	Jerrell Freeman	ILB	6-0	240	5/1/1986	29	4	Mary Hardin-Baylor	Waco, TX	FA-12	4/4/0/1
51	Sio Moore	ILB	6-1	245	5/2/1990	25	3	Connecticut	Cary, NC	T-15 (OAK)	5/0/0/0
52	D'Qwell Jackson	ILB	6-0	242	9/26/1983	32	10	Maryland	Largo, FL	FA-14	5/5/0/0
54	David Parry	DT	6-2	310	3/7/1992	23	R	Stanford	Marion, IA	D5-15	5/5/0/0
55	Nate Irving	ILB	6-1	253	7/12/1988	27	5	North Carolina State	Teachey, NC	UFA-15 (DEN)	4/1/0/1
57	Josh McNary	ILB	6-0	251	4/10/1988	27	2	Army	Houston, TX	FA-13	4/0/0/0
58	Trent Cole	OLB	6-3	270	10/5/1982	33	11	Cincinnati	Xenia, OH	FA-15	4/4/0/1
60	Lance Louis	G	6-3	323	4/24/1985	30	6	San Diego State	New Orleans, LA	FA-14	3/2/0/2
62	Khaled Holmes	C/G	6-3	309	1/19/1990	25	3	USC	Santa Ana, CA	D4-13	5/5/0/0
67	T.Y. McGill	DT	6-0	299	11/23/1992	22	R	North Carolina State	Jesup, GA	W-15 (SEA)	1/0/0/4
69	Hugh Thornton	G	6-3	324	6/28/1991	24	3	Illinois	Oberlin, OH	D3-13	4/3/0/1
71	Denzelle Good	T	6-5	340	3/8/1991	24	R	Mars Hill	Gaffney, SC	D7-15	0/0/0/5
72	Jonotthan Harrison	C	6-4	308	8/25/1991	24	2	Florida	Groveland, FL	FA-14	5/0/0/0
74	Anthony Castonzo	T	6-7	311	8/9/1988	27	5	Boston College	Hawthorn Woods, IL	D1-11	5/5/0/0
75	Jack Mewhort	T/G	6-6	312	8/30/1991	24	2	Ohio State	Toledo, OH	D2-14	5/5/0/0
76	Joe Reitz	G	6-7	323	8/24/1985	30	5	Western Michigan	Fishers, IN	FA-10	5/3/0/0
79	Todd Herremans	G	6-6	323	10/13/1982	33	11	Saginaw Valley State	Ravenna, MI	FA-15	4/2/0/1
80	Coby Fleener	TE	6-6	251	9/20/1988	27	4	Stanford	Lemont, IL	D2-12	5/3/0/0
81	Andre Johnson	WR	6-3	229	7/11/1981	34	13	Miami (FL)	Miami, FL	FA-15	5/5/0/0
83	Dwayne Allen	TE	6-3	265	2/24/1990	25	4	Clemson	Fayetteville, NC	D3-12	3/3/0/2
84	Jack Doyle	TE	6-6	267	5/5/1990	25	3	Western Kentucky	Indianapolis, IN	W-13 (TEN)	5/0/0/0
90	Kendall Langford	DE	6-6	305	1/27/1986	29	8	Hampton	Petersburg, VA	FA-15	5/5/0/0
91	Jonathan Newsome	OLB	6-3	247	1/22/1991	24	2	Ball State	Cleveland, OH	D5-14	4/1/0/1
92	Bjoern Werner	OLB	6-3	255	8/30/1990	25	3	Florida State	Berlin, Germany	D1-13	4/0/0/1
93	Erik Walden	OLB	6-2	250	8/21/1985	30	8	Middle Tennessee St.	Dublin, GA	UFA-13 (GB)	5/5/0/0
94	Zach Kerr	NT	6-2	334	8/29/1990	25	2	Delaware	Gaithersburg, MD	FA-14	4/0/0/1
96	Henry Anderson	DT	6-6	300	8/3/1991	24	R	Stanford	Atlanta, GA	D3-15	5/5/0/0
98	Robert Mathis	OLB	6-2	245	2/26/1981	34	13	Alabama A&M	Atlanta, GA	D5-03	4/0/0/1
99	Billy Winn	DT	6-4	300	4/15/1989	26	4	Boise State	Las Vegas, NV	T-15 (CLE)	4/0/0/1

PRACTICE SQUAD

3	Alex Tanney	QB	6-4	220	11/11/1987	27	2	Monmouth	Lexington, IL	FA-15	
11	Quan Bray	WR	5-10	182	4/28/1993	22	R	Auburn	LaGrange, GA	FA-15	
16	Duron Carter	WR	6-5	211	3/22/1991	24	R	Coffeyville CC	Fort Lauderdale, FL	FA-15	
31	Dewey McDonald	S	6-0	220	6/10/1990	25	2	California (PA)	Ranson, WV	FA-14	
36	Tay Glover-Wright	CB	6-0	180	6/28/1992	23	1	Utah State	Mableton, GA	FA-15	
49	Amarlo Herrera	ILB	6-1	249	9/20/1991	23	R	Georgia	College Park, GA	D6-15	
56	Daniel Adongo	OLB	6-5	252	10/12/1989	26	2	Pretoria (South Africa)	Nairobi, Kenya	FA-13	
68	Ulrick John	T	6-5	311	5/20/1992	23	2	Georgia State	Hinesville, GA	D7-14	
86	Erik Swoope	TE	6-5	243	5/8/1992	23	1	Miami (FL)	Lake Elsinore, CA	FA-14	
95	Earl Okine	DE	6-6	290	1/4/1990	25	1	Florida	Gainesville, FL	FA-15	3/0/0/0

RESERVE/INJURED DESIGNATED TO RETURN

30	D'Joun Smith	CB	5-11	193	9/23/1992	23	R	Florida Atlantic	Miami, FL	D3-15	0/0/0/1
----	--------------	----	------	-----	-----------	----	---	------------------	-----------	-------	---------

RESERVE/INJURED

25	Jallil Brown	CB	6-1	210	10/14/1987	28	5	Colorado	Phoenix, AZ	FA-14	4/3/0/0
43	Tevin Mitchell	CB	6-0	190	8/3/1992	23	R	Arkansas	Mansfield, TX	W-15 (WAS)	
44	Junior Sylvestre	ILB	6-0	242	12/27/1991	23	R	Toledo	Hollywood, FL	FA-15	
46	Josh Mitchell	CB	5-9	173	1/7/1993	22	R	Nebraska	Corona, CA	FA-15	
97	Arthur Jones	DT	6-3	320	6/3/1986	29	6	Syracuse	Rochester, NY	UFA-14 (BAL)	

COACHING STAFF

HEAD COACH: Chuck Pagano

Pep Hamilton (Offensive Coordinator), Greg Manusky (Defensive Coordinator), Tom McMahon (Special Teams Coordinator)

Roy Anderson (Safeties Coach), Tim Berbenich (Defensive Assistant), Brant Boyer (Assistant Special Teams Coach), Clyde Christensen (Quarterbacks Coach),

Rob Chudzinski (Associate Head Coach), Gary Emanuel (Defensive Line Coach), Jeff FitzGerald (Linebackers Coach), Joe Gilbert (Offensive Line Coach),

Mike Gillhamer (Secondary Coach), Frank Giufre (Offensive Quality Control Coach), Jim Hostler (Wide Receivers Coach), Richard Howell (Assistant Strength & Conditioning),

Hal Hunter (Offensive Line Coach), Roger Marandino (Head Strength & Conditioning), Alfredo Roberts (Tight Ends Coach), Brad White (Outside Linebackers Coach),

Charlie Williams (Running Backs Coach).

ROSTER BY EXPERIENCE

NO	NAME	POS	HT	WT	DOB	AGE	EXP	COLLEGE	HOMETOWN	HOW ACQ.
20th Year (1)										
4	Adam Vinatieri	K	6-0	206	12/28/1972	42	20	South Dakota State	Rapid City, SD	UFA-06 (NE)
17th Year (1)										
8	Matt Hasselbeck	QB	6-4	235	9/25/1975	40	17	Boston College	Norfolk, MA	FA-13
13th Year (2)										
81	Andre Johnson	WR	6-3	229	7/11/1981	34	13	Miami (FL)	Miami, FL	FA-15
98	Robert Mathis	OLB	6-2	245	2/26/1981	34	13	Alabama A&M	Atlanta, GA	D5-03
12th Year (1)										
29	Mike Adams	S	5-11	205	3/24/1981	34	12	Delaware	Paterson, NJ	FA-14
11th Year (3)										
23	Frank Gore	RB	5-9	217	5/14/1983	32	11	Miami (FL)	Coral Gables, FL	FA-15
58	Trent Cole	OLB	6-3	270	10/5/1982	33	11	Cincinnati	Xenia, OH	FA-15
79	Todd Herremans	G	6-6	323	10/13/1982	33	11	Saginaw Valley State	Ravenna, MI	FA-15
10th Year (1)										
52	D'Qwell Jackson	ILB	6-0	242	9/26/1983	32	10	Maryland	Largo, FL	FA-14
8th Year (3)										
33	Dwight Lowery	S	5-11	212	1/23/1986	29	8	San Jose State	Santa Cruz, CA	UFA-15 (ATL)
90	Kendall Langford	DE	6-6	305	1/27/1986	29	8	Hampton	Petersburg, VA	FA-15
93	Erik Walden	OLB	6-2	250	8/21/1985	30	8	Middle Tennessee St.	Dublin, GA	UFA-13 (GB)
7th Year (4)										
1	Pat McAfee	P	6-1	233	5/2/1987	28	7	West Virginia	Plum, PA	D7-09
20	Darius Butler	CB	5-10	188	3/18/1986	29	7	Connecticut	Tamarac, FL	FA-12
21	Vontae Davis	CB	5-11	207	5/27/1988	27	7	Illinois	Washington, DC	T-12 (MIA)
28	Greg Toler	CB	6-0	190	1/2/1985	30	7	St. Paul's	Washington, DC	UFA-13 (ARI)
6th Year (2)										
32	Colt Anderson	S	5-10	195	10/25/1985	29	6	Montana	Butte, MT	UFA-14 (PHI)
60	Lance Louis	G	6-3	323	4/24/1985	30	6	San Diego State	New Orleans, LA	FA-14
5th Year (4)										
35	Josh Thomas	CB	5-11	185	5/3/1989	26	5	Buffalo	Cedar Hill, TX	FA-15
55	Nate Irving	ILB	6-1	253	7/12/1988	27	5	North Carolina State	Teachey, NC	UFA-15 (DEN)
74	Anthony Castonzo	T	6-7	311	8/9/1988	27	5	Boston College	Hawthorn Woods, IL	D1-11
76	Joe Reitz	G	6-7	323	8/24/1985	30	5	Western Michigan	Fishers, IN	FA-10
4th Year (10)										
12	Andrew Luck	QB	6-4	240	9/12/1989	26	4	Stanford	Houston, TX	D1-12
13	T.Y. Hilton	WR	5-9	180	11/14/1989	25	4	Florida International	Miami, FL	D3-12
14	Marcus Thigpen	RS	5-9	200	5/15/1986	29	4	Indiana	Detroit, MI	FA-15
17	Griff Whalen	WR	5-11	190	3/1/1990	25	4	Stanford	Sylvania, OH	FA-12
26	Shaun Prater	CB	5-10	190	10/27/1989	25	4	Iowa	Omaha, NE	FA-15
45	Matt Overton	LS	6-1	243	7/6/1985	30	4	Western Washington	Tracy, CA	FA-12
50	Jerrell Freeman	ILB	6-0	240	5/1/1986	29	4	Mary Hardin-Baylor	Waco, TX	FA-12
80	Coby Fleener	TE	6-6	251	9/20/1988	27	4	Stanford	Lemont, IL	D2-12
83	Dwayne Allen	TE	6-3	265	2/24/1990	25	4	Clemson	Fayetteville, NC	D3-12
99	Billy Winn	DT	6-4	300	4/15/1989	26	4	Boise State	Las Vegas, NV	T-15 (CLE)
3rd Year (6)										
27	Winston Guy	S	6-1	220	4/23/1990	25	3	Kentucky	Lexington, KY	FA-14
51	Sio Moore	ILB	6-1	245	5/2/1990	25	3	Connecticut	Cary, NC	T-15 (OAK)
62	Khaled Holmes	C/G	6-3	309	1/19/1990	25	3	USC	Santa Ana, CA	D4-13
69	Hugh Thornton	G	6-3	324	6/28/1991	24	3	Illinois	Oberlin, OH	D3-13
84	Jack Doyle	TE	6-6	267	5/5/1990	25	3	Western Kentucky	Indianapolis, IN	W-13 (TEN)
92	Bjoern Werner	OLB	6-3	255	8/30/1990	25	3	Florida State	Berlin, Germany	D1-13
2nd Year (7)										
10	Donte Moncrief	WR	6-2	222	8/6/1993	22	2	Mississippi	Raleigh, MS	D3-14
37	Zurlon Tipton	RB	6-0	230	4/27/1990	25	2	Central Michigan	Detroit, MI	FA-14
57	Josh McNary	ILB	6-0	251	4/10/1988	27	2	Army	Houston, TX	FA-13
72	Jonotthan Harrison	C	6-4	308	8/25/1991	24	2	Florida	Groveland, FL	FA-14
75	Jack Mewhort	T/G	6-6	312	8/30/1991	24	2	Ohio State	Toledo, OH	D2-14
91	Jonathan Newsome	OLB	6-3	247	1/22/1991	24	2	Ball State	Cleveland, OH	D5-14
94	Zach Kerr	NT	6-2	334	8/29/1990	25	2	Delaware	Gaithersburg, MD	FA-14
Rookies (8)										
15	Phillip Dorsett	WR	5-10	185	1/5/1993	22	R	Miami (FL)	Ft. Lauderdale, FL	D1-15
34	Josh Robinson	RB	5-8	221	8/24/1992	23	R	Mississippi State	Franklinton, LA	D6-15
38	Tyler Varga	RB	5-11	225	9/24/1993	22	R	Yale	Kitchener, Ontario	FA-15
42	Clayton Geathers	S	6-2	215	6/1/1992	23	R	Central Florida	Georgetown, SC	D4-15
54	David Parry	DT	6-2	310	3/7/1992	23	R	Stanford	Marion, IA	D5-15
67	T.Y. McGill	DT	6-0	299	11/23/1992	22	R	North Carolina State	Jesup, GA	W-15 (SEA)
71	Denzelle Good	T	6-5	340	3/8/1991	24	R	Mars Hill	Gaffney, SC	D7-15
96	Henry Anderson	DT	6-6	300	8/3/1991	24	R	Stanford	Atlanta, GA	D3-15

COACHING STAFF

HEAD COACH: Chuck Pagano

Pep Hamilton (Offensive Coordinator), Greg Manusky (Defensive Coordinator), Tom McMahon (Special Teams Coordinator)

Roy Anderson (Safeties Coach), Tim Berbenich (Defensive Assistant), Brant Boyer (Assistant Special Teams Coach), Clyde Christensen (Quarterbacks Coach),

Rob Chudzinski (Associate Head Coach), Gary Emanuel (Defensive Line Coach), Jeff FitzGerald (Linebackers Coach), Joe Gilbert (Offensive Line Coach),

Mike Gillhamer (Secondary Coach), Frank Giufre (Offensive Quality Control Coach), Jim Hostler (Wide Receivers Coach), Richard Howell (Assistant Strength & Conditioning),

Hal Hunter (Offensive Line Coach), Roger Marandino (Head Strength & Conditioning), Alfredo Roberts (Tight Ends Coach), Brad White (Outside Linebackers Coach),

Charlie Williams (Running Backs Coach).



Indiana Ties

Two coaches and four players are either natives of Indiana or coached/played at the collegiate level in the state of Indiana.

Coaches with ties to Indiana (2)

Coach	Position	College coached
Gary Emanuel	Defensive Line	Purdue (1997-2004, 2010-11)
Hal Hunter	Offensive Line	Indiana (2000-01)

Players with ties to Indiana (3)

Player	Position	Hometown/College
Jack Doyle	Tight End	Indianapolis
Jonathan Newsome	Outside Linebacker	Ball State University
Joe Reitz	Guard	Fishers, Ind.

*Additionally, General Manager Ryan Grigson is from Highland, Ind. and played collegiately at Purdue University from 1990-94.

Roster Rundown

Rookies and first-year players	8
Players with three years or less NFL experience	21
Players age 30 or older	14
Players drafted by Indianapolis	19
Average age	27
Average height	73.6 inches
Average weight	250 pounds
Other roster notables	
Original Draftees	19 - Allen, Anderson, Castonzo, Dorsett, Fleener, Geathers, Good, Hilton, Holmes, Luck, Mathis, McAfee, Mewhort, Moncrief, Newsome, Parry, Robinson, Thornton, Werner
2015 Draftees	6 - Anderson, Dorsett, Geathers, Good, Parry, Robinson
Players acquired via trade	3 - Vontae Davis (T-12 MIA), Sio Moore (T-15 OAK), Billy Winn (T-15 CLE)
Oldest Player on roster	Adam Vinatieri - 42 years old (12/28/72)
Youngest Player on roster	Tyler Varga - 22 years old (9/24/93)
Most experience	20 seasons - Adam Vinatieri
Tallest player(s) on roster	Two at 6'7" (Castonzo, Reitz)
Shortest player(s) on roster	Josh Robinson - 5'8"
The college(s) represented the most	Stanford with 5 (Anderson, Fleener, Luck, Parry, Whalen)
Players not from FBS schools	11 - Mike Adams (Delaware), Colt Anderson (Montana), Jerrell Freeman (Mary Hardin-Baylor), Denzelle Good (Mars Hill), Todd Herremans (Saginaw Valley State), Zach Kerr (Delaware), Kendall Langford (Hampton), Robert Mathis (Alabama A&M), Matt Overton (Western Washington), Greg Toler (St. Paul's), Adam Vinatieri (South Dakota State).
Most players by home state	7 - Florida
Most players by college conference	8 - Atlantic Coast Conference
Hometown closest to Indianapolis	Jack Doyle - Indianapolis
Hometown furthest from Indianapolis	Bjoern Werner - Berlin, Germany (4,460 miles)

COLTS TRANSACTIONS

DATE	POS.	PLAYER	TRANSACTION	DATE	POS.	PLAYER	TRANSACTION
1/19	WR	Kadron Boone	Signed a reserve/futures contract	5/21	T	Demarco Cox	Waived
1/19	DE	Gannon Conway	Signed a reserve/futures contract	5/26	CB	Chance Casey	Signed as a free agent
1/19	RB	Jeff Demps	Signed a reserve/futures contract	5/26	G	Will Corbin	Signed as an undrafted free agent
1/19	LB	Carlos Fields	Signed a reserve/futures contract	5/26	CB	Josh Mitchell	Waived-Injured
1/19	S	Winston Guy	Signed a reserve/futures contract	5/27	WR	Phillip Dorsett	Signed Contract
1/19	T	Tyler Hoover	Signed a reserve/futures contract	5/27	CB	Josh Mitchell	Placed on Injured Reserve
1/19	WR	Ryan Lankford	Signed a reserve/futures contract	5/29	ILB	Shawn Loiseau	Waived
1/19	WR	Josh Lenz	Signed a reserve/futures contract	6/1	WR	Tyler Rutenbeck	Signed as a free agent
1/19	DT	Kelcy Quarles	Signed a reserve/futures contract	6/2	DL	Camaron Beard	Signed as an undrafted free agent
1/19	TE	Erik Swoope	Signed a reserve/futures contract	6/2	CB	Al-Haji Shabazz	Waived
2/4	WR	Duron Carter	Signed as a free agent	6/2	TE	Sean McGrath	Signed as a free agent
2/4	G	Ben Heenan	Signed as a free agent	6/2	TE	Jean Sifrin	Waived
2/11	S	LaRon Landry	Released	6/9	K	Taylor Pontius	Waived
2/11	T	Xavier Nixon	Waived	6/30	DT	Jeris Pendleton	Signed as a free agent
2/11	ILB	Andrew Jackson	Waived	7/2	ILB	Justin Shirk	Signed as a free agent
2/16	OLB	Shaun Phillips	Released	7/26	OT	Gosder Cherilus	Released
2/23	DT	Ricky Jean Francois	Released	7/27	CB	D'Joun Smith	Signed Contract
2/26	QB	Matt Hasselbeck	Signed contract extension	7/27	DE	Henry Anderson	Signed Contract
3/3	DE	Earl Okine	Signed as a free agent	7/27	G	Will Corbin	Waived
3/4	LS	Matt Overton	Signed contract extension	7/27	T	Matt Hall	Signed as a free agent
3/9	G	Todd Herremans	Signed as a free agent	7/29	CB	Raymon Taylor	Signed as a free agent
3/9	CB	Darius Bulter	Signed contract extension	8/1	G	Donald Thomas	Placed on the Active/Physically Unable to Perform List
3/10	G	Joe Reitz	Signed contract extension	8/1	OLB	Robert Mathis	Placed on the Active/Physically Unable to Perform List
3/10	OLB	Cam Johnson	Signed tender	8/6	S	Robert Smith	Waived
3/10	OLB	Trent Cole	Signed as an unrestricted free agent (PHI)	8/6	CB	Tevin Mitchel	Claimed off waivers (WAS)
3/10	DE	Kendall Langford	Signed as a free agent	8/7	G	Kitt O'Brien	Signed as an undrafted free agent
3/11	RB	Frank Gore	Signed as an unrestricted free agent (SF)	8/7	G	Ben Heenan	Waived
3/11	S	Mike Adams	Signed as an unrestricted free agent (IND)	8/8	G	Dionte Savage	Signed as a free agent
3/11	WR	Andre Johnson	Signed as a free agent	8/8	T	Matt Hall	Waived
3/12	S	Colt Anderson	Signed as an unrestricted free agent (IND)	8/8	G	Kitt O'Brien	Waived
3/12	RB	Michael Hill	Waived	8/9	CB	Eric Patterson	Signed as a free agent
3/12	RB	Trent Richardson	Waived	8/10	G	Kitt O'Brien	Signed as a free agent
3/19	T	Demarco Cox	Signed as a free agent	8/10	G	Dionte Savage	Waived
3/19	OLB	Daniel Adongo	Signed tender	8/13	WR	T.Y. Hilton	Signed contract extension
3/23	ILB	Nate Irving	Signed as an unrestricted free agent (DEN)	8/17	OLB	Cody Galea	Waived-Injured
3/23	CB	Deveron Carr	Signed as a free agent	8/17	ILB	Nicklas Haag	Signed as an undrafted free agent
3/31	WR	Vincent Brown	Signed as an unrestricted free agent (OAK)	8/18	WR	L.T. Smith	Signed as an undrafted free agent
4/1	RB	Daniel Herron	Signed tender	8/18	WR	Tyler Rutenbeck	Waived
4/6	S	Dwight Lowery	Signed as an unrestricted free agent (ATL)	8/18	OLB	Cody Galea	Placed on Injured Reserve
4/13	OLB	Aaron Morgan	Placed on the Reserve/Retired list	8/20	OLB	Cody Galea	Waived from Injured Reserve
4/27	ILB	Jerrell Freeman	Signed qualifying offer	8/21	G	Harland Gunn	Signed as a free agent
4/30	WR	Phillip Dorsett	Selected in the first round (29th overall) of the NFL Draft	8/21	WR	L.T. Smith	Waived
5/1	RS	Josh Cribbs	Released	8/25	OLB	Robert Mathis	Restored to the active roster from the Physically Unable to Perform List
5/1	CB	D'Joun Smith	Selected in the third round (65th overall) of the NFL Draft	8/28	G	Donald Thomas	Restored to the active roster from the Physically Unable to Perform List
5/1	DE	Henry Anderson	Selected in the third round (93rd overall) of the NFL Draft	8/31	G	Donald Thomas	Released
5/2	S	Clayton Geathers	Selected in the fourth round (109th overall) of the NFL Draft	8/31	G	Harland Gunn	Waived
5/2	DT	David Parry	Selected in the fifth round (151st overall) of the NFL Draft	8/31	ILB	Nicklas Haag	Waived
5/2	RB	Josh Robinson	Selected in the sixth round (205th overall) of the NFL Draft	8/31	OLB	Zack Hodges	Waived
5/2	ILB	Amarlo Herrera	Selected in the sixth round (207th overall) of the NFL Draft	8/31	T	Tyler Hoover	Waived
5/2	T	Denzelle Good	Selected in the seventh round (255th overall) of the NFL Draft	8/31	WR	Ryan Lankford	Waived
5/4	WR	Kadron Boone	Waived	8/31	DT	Jeris Pendleton	Waived
5/4	DE	Gannon Conway	Waived	8/31	WR	Ezell Ruffin	Waived
5/4	RB	Jeff Demps	Waived	8/31	ILB	Justin Shirk	Waived
5/4	T	Matt Hall	Waived	8/31	TE	Justin Sinz	Waived
5/5	QB	Bryan Bennett	Signed as an undrafted free agent	8/31	RB	Abou Toure	Waived
5/5	WR	Quan Bray	Signed as an undrafted free agent	8/31	C	Brandon Vitabile	Waived
5/5	CB	Donald Celiscar	Signed as an undrafted free agent	8/31	CB	Tevin Mitchel	Placed on Injured Reserve
5/5	OLB	Cody Galea	Signed as an undrafted free agent	8/31	CB	Donald Celiscar	Waived-Injured
5/5	OLB	Terrell Hartsfield	Signed as an undrafted free agent	8/31	CB	Deveron Carr	Waived-Injured
5/5	OLB	Zack Hodges	Signed as an undrafted free agent	9/4	CB	Deveron Carr	Waived from Injured Reserve
5/5	CB	Josh Mitchell	Signed as an undrafted free agent	9/4	CB	Donald Celiscar	Waived from Injured Reserve
5/5	WR	Ezell Ruffin	Signed as an undrafted free agent	9/4	ILB	Sio Moore	Acquired in a trade with the Oakland Raiders in exchange for a late round 2016 NFL Draft pick
5/5	CB	Al-Haji Shabazz	Signed as an undrafted free agent	9/5	DT	Arthur Jones	Placed on Injured Reserve
5/5	TE	Jean Sifrin	Signed as an undrafted free agent	9/5	ILB	Junior Sylvestre	Placed on Injured Reserve
5/5	TE	Justin Sinz	Signed as an undrafted free agent	9/5	G	David Arkin	Released
5/5	S	Robert Smith	Signed as an undrafted free agent	9/5	WR	Vincent Brown	Released
5/5	ILB	Junior Sylvestre	Signed as an undrafted free agent	9/5	OLB	Daniel Adongo	Waived
5/5	RB	Tyler Varga	Signed as an undrafted free agent	9/5	QB	Bryan Bennett	Waived
5/5	C	Brandon Vitabile	Signed as an undrafted free agent	9/5	WR	Quan Bray	Waived
5/8	S	Clayton Geathers	Signed Contract	9/5	WR	Duron Carter	Waived
5/8	NT	David Parry	Signed Contract	9/5	CB	Chance Casey	Waived
5/8	RB	Josh Robinson	Signed Contract	9/5	NT	Josh Chapman	Waived
5/8	ILB	Amarlo Herrera	Signed Contract	9/5	ILB	Carlos Fields	Waived
5/8	T	Denzelle Good	Signed Contract	9/5	DT	Montori Hughes	Waived
5/10	RB	Abou Toure	Signed as an undrafted free agent	9/5	T	Ulrick John	Waived
5/10	OLB	Terrell Hartsfield	Waived				
5/19	WR	Josh Lenz	Waived				
5/20	K	Taylor Pontius	Signed as an undrafted free agent				

DATE	POS.	PLAYER	TRANSACTION
9/5	OLB	Cam Johnson	Waived
9/5	S	Dewey McDonald	Waived
9/5	TE	Sean McGrath	Waived
9/5	ILB	Henoc Muamba	Waived
9/5	G	Kitt O'Brien	Waived
9/5	CB	Eric Patterson	Waived
9/5	DT	Kelcy Quarles	Waived
9/5	TE	Erik Swoope	Waived
9/5	CB	Raymon Taylor	Waived
9/5	RB	Zurlon Tipton	Waived
9/6	DT	T.Y. McGill	Claimed off waivers (SEA)
9/6	G	Robert Myers	Claimed off waivers (BAL)
9/6	RB	Daniel Herron	Waived-Injured
9/6	ILB	Amarlo Herrera	Waived
9/6	OLB	Daniel Adongo	Signed to the practice squad
9/6	G	David Arkin	Signed to the practice squad
9/6	WR	Quan Bray	Signed to the practice squad
9/6	WR	Duron Carter	Signed to the practice squad
9/6	T	Ulrick John	Signed to the practice squad
9/6	S	Dewey McDonald	Signed to the practice squad
9/6	ILB	Josh McNary	Signed to the practice squad
9/6	CB	Eric Patterson	Signed to the practice squad
9/6	DT	Jeris Pendleton	Signed to the practice squad
9/6	TE	Erik Swoope	Signed to the practice squad
9/7	RB	Daniel Herron	Placed on Injured Reserve
9/8	G	David Arkin	Released from the practice squad
9/8	ILB	Amarlo Herrera	Signed to the practice squad
9/11	T	Anthony Castonzo	Signed contract extension
9/11	RB	Daniel Herron	Waived from Injured Reserve
9/11	DT	Billy Winn	Acquired in a trade with the Cleveland Browns in exchange for a late round 2017 NFL Draft pick
9/11	G	Robert Myers	Waived
9/15	RB	Vick Ballard	Waived-Injured
9/15	ILB	Josh McNary	Signed to the active roster from the practice squad
9/15	DT	Jeris Pendleton	Released from the practice squad
9/15	G	Robert Myers	Signed to the practice squad
9/15	RB	Zurlon Tipton	Signed to the practice squad
9/16	RB	Vick Ballard	Placed on Injured Reserve
9/18	G	David Arkin	Signed to the practice squad
9/18	G	Robert Myers	Released from the practice squad
9/18	CB	D'Joun Smith	Placed on Injured Reserve/Designated to Return
9/18	CB	Eric Patterson	Signed to the active roster from the practice squad
9/18	CB	Brandon Dixon	Signed to the practice squad
9/22	RB	Vick Ballard	Waived from Injured Reserve
9/22	CB	Eric Patterson	Waived
9/22	CB	Brandon Dixon	Released from the practice squad
9/22	CB	Josh Thomas	Signed as a free agent
9/22	TE	Sean McGrath	Signed to the practice squad
9/23	CB	Eric Patterson	Signed to the practice squad
9/23	G	David Arkin	Released from the practice squad
9/25	CB	Eric Patterson	Signed to the active roster from the practice squad
9/25	CB	Sheldon Price	Waived-Injured
9/28	CB	Sheldon Price	Placed on Injured Reserve
9/29	QB	Alex Tanney	Signed to the practice squad
9/29	CB	Eric Patterson	Waived
9/29	CB	Shaun Prater	Signed as a free agent
10/1	DE	Earl Okine	Waived
10/1	RB	Zurlon Tipton	Signed to the active roster from the practice squad
10/1	CB	Sheldon Price	Waived from Injured Reserve
10/1	CB	Shaun Prater	Waived
10/1	QB	Josh Johnson	Signed as a free agent
10/5	DE	Earl Okine	Signed to the practice squad
10/5	QB	Josh Johnson	Released
10/5	TE	Sean McGrath	Released from the practice squad
10/5	CB	Tay Glover-Wright	Signed to the practice squad
10/5	CB	Shaun Prater	Signed as a free agent
10/7	QB	Josh Johnson	Signed as a free agent
10/7	CB	Jalil Brown	Placed on Injured Reserve
10/12	RS	Marcus Thigpen	Signed as a free agent
10/12	QB	Josh Johnson	Released

2015 COLTS PARTICIPATION

Date	9/13	9/21	9/27	10/4	10/8	10/18	10/25	11/2	11/8	11/22	11/29	12/6	12/13	12/20	12/27	1/3	TOTALS
Opponent	@Buf	NYJ	@Ten	Jax	@Hou	NE	NO	@Car	Den	@Atl	TB	@Pit	@Jax	Hou	@Mia	Ten	GP/GS/DNP/IA
29 Adams, Mike	SS	SS	SS	SS	SS												5/5/0/0
56 Adongo, Daniel	PS	PS	PS	PS	PS												0/0/0/0
83 Allen, Dwayne	TE	TE	IA	IA	TE												3/3/0/2
32 Anderson, Colt	P	P	P	P	P												5/0/0/0
96 Anderson, Henry	DT	DT	DT	DT	DT												5/5/0/0
65 Arkin, David	X	PS	X	X	X												0/0/0/0
26 Ballard, Vick	IA	IR	X	X	X												0/0/0/1
11 Bray, Quan	PS	PS	PS	PS	PS												0/0/0/0
25 Brown, Jalil	P	LCB	LCB	LCB	IR												4/3/0/0
20 Butler, Darius	LCB	IA	IA	P	P												3/1/0/2
16 Carter, Duron	PS	PS	PS	PS	PS												0/0/0/0
74 Castonzo, Anthony	LT	LT	LT	LT	LT												5/5/0/0
58 Cole, Trent	RUSH	RUSH	IA	RUSH	RUSH												4/4/0/1
21 Davis, Vontae	RCB	RCB	RCB	RCB	RCB												5/5/0/0
35 Dixon, Brandon	X	PS	X	X	X												0/0/0/0
15 Dorsett, Phillip	P	P	P	P	P												5/0/0/0
84 Doyle, Jack	P	P	P	P	P												5/0/0/0
80 Fleener, Coby	P	TE	TE	TE	P												5/3/0/0
50 Freeman, Jerrell	WILL	WILL	WILL	WILL	IA												4/4/0/1
42 Geathers, Clayton	P	P	P	P	P												5/0/0/0
36 Glover-Wright, Tay	X	X	X	X	PS												0/0/0/0
71 Good, Denzelle	IA	IA	IA	IA	IA												0/0/0/5
23 Gore, Frank	RB	RB	RB	RB	RB												5/5/0/0
27 Guy, Winston	P	P	P	P	P												5/0/0/0
72 Harrison, Jonotthan	P	P	P	P	P												5/0/0/0
8 Hasselbeck, Matt	DNP	DNP	DNP	QB	QB												2/2/3/0
79 Herremans, Todd	RG	RG	P	IA	P												4/2/0/1
49 Herrera, Amarlo	PS	PS	PS	PS	PS												0/0/0/0
13 Hilton, T.Y.	WR	WR	WR	WR	WR												5/5/0/0
62 Holmes, Khaled	C	C	C	C	C												5/5/0/0
55 Irving, Nate	P	IA	P	P	WILL												4/1/0/1
52 Jackson, D'Qwell	MIKE	MIKE	MIKE	MIKE	MIKE												5/5/0/0
68 John, Ulrick	PS	PS	PS	PS	PS												0/0/0/0
81 Johnson, Andre	WR	WR	WR	WR	WR												5/5/0/0
2 Johnson, Josh	X	X	X	DNP	DNP												0/0/2/0
97 Jones, Arthur	IR	IR	IR	IR	IR												0/0/0/0
94 Kerr, Zach	P	IA	IA	P	P												3/0/0/2
90 Langford, Kendall	DE	DE	DE	DE	DE												5/5/0/0
60 Louis, Lance	LG	LG	IA	P	IA												3/2/0/2
33 Lowery, Dwight	FS	FS	FS	FS	FS												5/5/0/0
12 Luck, Andrew	QB	QB	QB	IA	IA												3/3/0/2
98 Mathis, Robert	IA	P	P	P	P												4/0/0/1
1 McAfee, Pat	P	P	P	P	P												5/0/0/0
31 McDonald, Dewey	PS	PS	PS	PS	PS												0/0/0/0
67 McGill, T.Y.	P	IA	IA	IA	IA												1/0/0/4
46 McGrath, Sean	X	X	PS	PS	X												0/0/0/0
57 McNary, Josh	PS	P	P	P	P												4/0/0/0
75 Mewhort, Jack	RT	RT	LG	LG	LG												5/5/0/0
43 Mitchel, Tevin	IR	IR	IR	IR	IR												0/0/0/0
46 Mitchell, Josh	IR	IR	IR	IR	IR												0/0/0/0
10 Moncrief, Donte	WR	P	WR	WR	WR												5/4/0/0
51 Moore, Sio	P	P	P	P	P												5/0/0/0
91 Newsome, Jonathan	P	IA	RUSH	P	P												4/1/0/1
95 Okine, Earl	P	P	P	X	PS												3/0/0/0
45 Overton, Matt	P	P	P	P	P												5/0/0/0
54 Parry, David	NT	NT	NT	NT	NT												5/5/0/0
41 Patterson, Eric	PS	P	P	X	X												2/0/0/0
61 Pendleton, Jeris	PS	X	X	X	X												0/0/0/0
26 Prater, Shaun	X	X	X	X	P												1/0/0/0
40 Price, Sheldon	P	P	IR	X	X												2/0/0/0
76 Reitz, Joe	P	P	RT	RT	RT												5/3/0/0
34 Robinson, Josh	P	P	P	P	P												5/0/0/0
30 Smith, D'Joun	IA	IR	IR	IR	IR												0/0/0/1
86 Swoope, Erik	PS	PS	PS	PS	PS												0/0/0/0
44 Sylvestre, Junior	IR	IR	IR	IR	IR												0/0/0/0
3 Tanney, Alex	X	X	X	PS	PS												0/0/0/0
14 Thigpen, Marcus	X	X	X	X	X												4/0/0/0^
35 Thomas, Josh	X	X	P	P	P												3/0/0/0
69 Thornton, Hugh	IA	P	RG	RG	RG												4/3/0/1
37 Tipton, Zurlon	X	PS	PS	P	P												2/0/0/0
28 Toler, Greg	IA	IA	IA	IA	LCB												1/1/0/4
38 Varga, Tyler	P	P	P	IA	IA												3/0/0/2
4 Vinatieri, Adam	P	P	P	P	P												5/0/0/0
93 Walden, Erik	SLB	SLB	SLB	SLB	SLB												5/5/0/0
92 Werner, Bjoern	P	P	P	P	IA												4/0/0/1
17 Whalen, Griff	P	P	P	P	P												5/0/0/0
99 Winn, Billy	IA	P	P	P	P												4/0/0/1

^ Played in four games with the Buffalo Bills

KEY: POSITION - start, P - played, IA - inactive, IR - injured reserve, DNP - did not play, PS - practice squad, X - not with team, PUP - physically unable to perform, NFI - non-football injury
 SUS - suspended player, EXE - exempt, PSI - practice squad/injured

35



2015 COLTS REGULAR SEASON DEFENSIVE STATS

2015 Colts Defensive Player Statistics

Player	Tkl	Ast	Comb	Sacks	Sk Yds	TFL	QH	Int	PD	FF	FR
D'Qwell Jackson	43	28	71	0.0	0	3	0	0	0	1	0
Jerrell Freeman	19	24	43	1.0	8	1	1	0	0	0	0
Mike Adams	21	10	31	0.0	0	0	1	3	4	0	0
Dwight Lowery	24	6	30	0.0	0	1	0	2	3	0	0
Henry Anderson	25	4	29	1.0	1	5	2	0	1	0	0
Erik Walden	17	4	21	1.0	0	4	6	0	0	0	0
Darius Butler	11	7	18	0.0	0	0	0	0	0	2	0
Jalil Brown	12	3	15	0.0	0	0	0	0	1	0	0
David Parry	9	5	14	1.0	8	3	0	0	0	0	0
Trent Cole	7	7	14	0.0	0	1	1	0	1	0	0
Vontae Davis	10	4	14	0.0	0	0	0	0	6	0	0
Kendall Langford	10	2	12	1.0	9	4	2	0	1	0	0
Clayton Geathers	6	4	10	0.0	0	0	1	0	1	0	0
Zach Kerr	5	3	8	0.0	0	0	0	0	0	0	0
Josh McNary	5	3	8	0.0	0	1	0	0	0	0	0
Billy Winn	3	3	6	0.0	0	1	0	0	0	0	0
Nate Irving	6	0	6	0.0	0	1	0	0	0	0	0
Jonathan Newsome	3	3	6	0.0	0	1	0	0	1	0	0
Sio Moore	3	2	5	0.0	0	1	0	0	0	0	0
Bjoern Werner	3	1	4	0.0	0	1	0	0	0	0	0
Josh Thomas	3	0	3	0.0	0	0	0	0	2	0	0
Earl Okine	1	2	3	0.0	0	0	0	0	0	0	0
Robert Mathis	3	0	3	1.0	6	1	3	0	0	0	0
Greg Toler	3	0	3	0.0	0	0	0	0	0	0	0
Eric Patterson	2	0	2	0.0	0	0	0	0	0	0	0
Sheldon Price	1	0	1	0.0	0	0	0	0	0	0	0
Team Sacks	0	0	0	0.0	0	0	0	0	0	0	0
Team Totals	255	125	380	6.0	32	29	17	5	21	3	0
Opponent Totals	179	96	275	8.0	34	13	31	7	29	5	4

Tkl=Tackle Ast=Assist Comb=Combined TFL=Tackle for a Loss QH=Quarterback Hit Int=Interception
PD=Pass Defense FF=Forced Fumble FR=Fumble Recovery BL=Blocked

Special Teams

Player	Tkl	Ast	FF	FR	BL
Clayton Geathers	4	1	0	0	0
Winston Guy	3	1	0	0	0
Colt Anderson	2	3	0	0	0
Tyler Varga	1	0	0	0	0
Sio Moore	1	0	0	0	0
Bjoern Werner	1	1	0	0	0
Josh McNary	1	0	0	0	0
Jack Doyle	1	0	0	0	0
Nate Irving	1	1	0	0	0
Team Totals	15	7	0	0	0
Opponent Totals	10	13	0	2	0

Sacks

Player	No.
Jerrell Freeman	1.0
David Parry	1.0
Robert Mathis	1.0
Erik Walden	1.0
Kendall Langford	1.0
Henry Anderson	1.0
Team	0.0
Team Totals	6.0

Tackles For Loss

Player	No.
Henry Anderson	5.0
Erik Walden	4.0
Kendall Langford	4.0
D'Qwell Jackson	3.0
David Parry	3.0
Bjoern Werner	1.0
Trent Cole	1.0
Jerrell Freeman	1.0
Josh McNary	1.0
Robert Mathis	1.0
Sio Moore	1.0
Jonathan Newsome	1.0
Dwight Lowery	1.0
Nate Irving	1.0
Billy Winn	1.0
Team Totals	29.0

Interceptions

Player	No.
Mike Adams	3
Dwight Lowery	2
Team Totals	5

Passes Defensed

Player	No.
Vontae Davis	6
Mike Adams	4
Dwight Lowery	3
Josh Thomas	2
Kendall Langford	1
Henry Anderson	1
Trent Cole	1
Jalil Brown	1
Clayton Geathers	1
Jonathan Newsome	1
Team Totals	21

Texans vs Colts

National Football League Game Summary

NFL Copyright © 2015 by The National Football League. All rights reserved. This summary and play-by-play is for the express purpose of assisting media in their coverage of the game; any other use of this material is prohibited without the written permission of the National Football League. Updated: 10/9/2015

Date: Thursday, 10/8/2015 **Indianapolis Colts at Houston Texans** Start Time: 7:26 PM CDT
at NRG Stadium, Houston, Texas

Game Day Weather

Game Weather: Mostly Cloudy Temp: 83° F (28.3° C) Humidity: 54%, Wind: SE 4 mph
Played Retractable Roof on Turf: Artificial Outdoor Weather: Mostly Cloudy, Wind Chill: 85

Officials

Referee: McAulay, Terry (77) Umpire: Neale, Bryan (92) Head Linesman: Payne, Kent (79)
Line Judge: Stephan, Tom (68) Side Judge: Monroe, Jonah (120) Field Judge: Banks, Michael (72)
Back Judge: Steed, Gregory (12) Replay Official: Frantz, Earnie ()

Lineups

Indianapolis Colts				Houston Texans			
Offense		Defense		Offense		Defense	
WR	81 A.Johnson	DE	90 K.Langford	WR	10 D.Hopkins	RDE	99 J.Watt
LT	74 A.Castonzo	NT	54 D.Parry	LT	76 D.Brown	NT	75 V.Wilfork
LG	75 J.Mewhort	DT	96 H.Anderson	LG	78 O.Aboushi	LDE	93 J.Crick
C	62 K.Holmes	SLB	93 E.Walden	C	60 B.Jones	DB	34 A.Bouye
RG	69 H.Thornton	MIKE	52 D.Jackson	RG	79 B.Brooks	MIKE	56 B.Cushing
RT	76 J.Reitz	WILL	55 N.Irving	RT	72 D.Newton	WILL	57 J.Tuggle
WR	10 D.Moncrief	RUSH	58 T.Cole	TE	87 C.Fiedorowicz	JACK	90 J.Clowney
WR	13 T.Hilton	LCB	28 G.Toler	WR	12 K.Mumphery	SS	30 K.Johnson
QB	8 M.Hasselbeck	SS	29 M.Adams	QB	15 R.Mallett	RCB	24 J.Joseph
TE	83 D.Allen	FS	33 D.Lowery	T	63 K.Lamm	FS	26 R.Moore
RB	23 F.Gore	RCB	21 V.Davis	RB	23 A.Foster	LCB	25 K.Jackson

Substitutions

P 1 P.McAfee, K 4 A.Vinatieri, WR 15 P.Dorsett, WR 17 G.Whalen, CB 20 D.Butler, DB 26 S.Prater, S 27 W.Guy, S 32 C.Anderson, RB 34 J.Robinson, CB 35 J.Thomas, RB 37 Z.Tipton, S 42 C.Geathers, LS 45 M.Overton, ILB 51 S.Moore, ILB 57 J.McNary, C 72 J.Harrison, G 79 T.Herremans, TE 80 C.Fleener, TE 84 J.Doyle, OLB 91 J.Newsome, NT 94 Z.Kerr, OLB 98 R.Mathis, DT 99 B.Winn

Substitutions

QB 7 B.Hoyer, K 8 N.Novak, P 9 S.Lechler, WR 11 J.Strong, WR 13 C.Worthy, DB 20 J.Rolle, DB 21 D.Morris, RB 22 C.Polk, RB 28 A.Blue, DB 29 A.Hal, DB 35 E.Pleasant, DB 39 L.Ballentine, RB 45 J.Prosch, LS 46 J.Weeks, LB 51 J.Simon, LB 52 B.Peters, LB 53 M.Bullough, LB 55 B.McKinney, LB 59 W.Mercilus, G 71 X.Su'a-Filo, T 74 C.Clark, TE 88 G.Graham, DT 95 C.Covington, DE 97 J.Pagan

Did Not Play

QB 2 J.Johnson

Did Not Play

Not Active

QB 12 A.Luck, RB 38 T.Varga, ILB 50 J.Freeman, G 60 L.Louis, DT 67 T.McGill, T 71 D.Good, OLB 92 B.Werner

Not Active

WR 18 C.Shorts, FS 27 Q.Demps, RB 41 J.Grimes, LB 48 K.Brown, LB 50 A.Dent, C 65 G.Mancz, WR 85 N.Washington

Field Goals (made () & missed)

A.Vinatieri		(48) (42)	N.Novak		(36) (49)		
			1	2	3	4	OT
VISITOR:	Indianapolis Colts		10	3	7	7	0
HOME:	Houston Texans		0	10	7	3	0
							Total

Scoring Plays

Team	Qtr	Time	Play Description (Extra Point) (Drive Info)	Visitor	Home
Colts	1	6:28	A.Vinatieri 48 yd. Field Goal (5-26, 2:05)	3	0
Colts	1	1:22	A.Johnson 4 yd. pass from M.Hasselbeck (A.Vinatieri kick) (6-60, 2:00)	10	0
Colts	2	7:37	A.Vinatieri 42 yd. Field Goal (13-46, 6:01)	13	0
Texans	2	2:08	N.Novak 36 yd. Field Goal (12-62, 5:29)	13	3
Texans	2	0:00	J.Strong 42 yd. pass from B.Hoyer (N.Novak kick) (9-95, 1:16)	13	10
Colts	3	13:02	F.Gore 3 yd. run (A.Vinatieri kick) (4-56, 1:58)	20	10
Texans	3	4:03	J.Strong 11 yd. pass from B.Hoyer (N.Novak kick) (10-90, 5:05)	20	17
Colts	4	10:28	A.Johnson 2 yd. pass from M.Hasselbeck (A.Vinatieri kick) (14-80, 8:35)	27	17
Texans	4	6:07	N.Novak 49 yd. Field Goal (8-49, 4:21)	27	20

Texans vs Colts

National Football League Game Summary

NFL Copyright © 2015 by The National Football League. All rights reserved. This summary and play-by-play is for the express purpose of assisting media in their coverage of the game; any other use of this material is prohibited without the written permission of the National Football League.

Updated: 10/9/2015

Paid Attendance: 71,732

Time: 3:01

10/8/2015 at NRG Stadium

Indianapolis Colts

Houston Texans

PASSING	ATT	CMP	YDS	SK/YD	TD	LG	IN	RT
B.Hoyer	31	24	312	0/0	2	42	1	116.6
R.Mallett	10	7	50	1/0	0	14	1	41.7
Total	41	31	362	1/0	2	42	2	97.8

PASS RECEIVING	TAR	REC	YDS	AVG	LG	TD
D.Hopkins	14	11	169	15.4	34	0
A.Foster	10	9	77	8.6	32	0
K.Mumphery	8	4	23	5.8	8	0
J.Strong	2	2	53	26.5	42	2
C.Polk	3	2	17	8.5	12	0
A.Blue	1	1	11	11.0	11	0
G.Graham	1	1	8	8.0	8	0
C.Fiedorowicz	1	1	4	4.0	4	0
C.Worthy	1	0	0	0.0	0	0
Total	41	31	362	11.7	42	2

INTERCEPTIONS	NO	YDS	AVG	LG	TD
Total	0	0	0	0	0

PUNTING	NO	YDS	AVG	NET	TB	IN20	LG
S.Lechler	3	123	41.0	35.7	0	0	55
Total	3	123	41.0	35.7	0	0	55

PUNT RETURNS	NO	YDS	AVG	FC	LG	TD
K.Mumphery	2	11	5.5	1	11	0
Total	2	11	5.5	1	11	0

KICKOFF RETURNS	NO	YDS	AVG	FC	LG	TD
[TOUCHBACK]	6	0	0.0	0	0	0
Total	0	0	0.0	0	0	0

[illegible]

Final Team Statistics

	Visitor Colts	Home Texans
TOTAL FIRST DOWNS	22	24
By Rushing	6	5
By Passing	10	17
By Penalty	6	2
THIRD DOWN EFFICIENCY	3-11-27%	8-16-50%
FOURTH DOWN EFFICIENCY	1-1-100%	1-1-100%
TOTAL NET YARDS	323	444
Total Offensive Plays (inc. times thrown passing)	59	70
Average gain per offensive play	5.5	6.3
NET YARDS RUSHING	110	82
Total Rushing Plays	30	28
Average gain per rushing play	3.7	2.9
Tackles for a loss-number and yards	2-5	4-7
NET YARDS PASSING	213	362
Times thrown - yards lost attempting to pass	0-0	1-0
Gross yards passing	213	362
PASS ATTEMPTS-COMPLETIONS-HAD INTERCEPTED	29-18-0	41-31-2
Avg gain per pass play (inc.# thrown passing)	7.3	8.6
KICKOFFS Number-In End Zone-Touchbacks	6-6-6	4-4-2
PUNTS Number and Average	3-49.0	3-41.0
Had Blocked	0	0
FGs - PATs Had Blocked	0-0	0-0
Net Punting Average	45.3	35.7
TOTAL RETURN YARDAGE (Not Including Kickoffs)	64	11
No. and Yards Punt Returns	2-16	2-11
No. and Yards Kickoff Returns	2-74	0-0
No. and Yards Interception Returns	2-48	0-0
PENALTIES Number and Yards	7-65	13-125
FUMBLES Number and Lost	0-0	0-0
TOUCHDOWNS	3	2
Rushing	1	0
Passing	2	2
EXTRA POINTS Made-Attempts	3-3	2-2
Kicking Made-Attempts	3-3	2-2
FIELD GOALS Made-Attempts	2-2	2-2
RED ZONE EFFICIENCY	3-4-75%	1-3-33%
GOAL TO GO EFFICIENCY	2-2-100%	1-1-100%
SAFETIES	0	0
FINAL SCORE	27	20
TIME OF POSSESSION	27:33	32:27

Ball Possession And Drive Chart

Indianapolis Colts												
#	Time Recd	Time Lost	Time Poss	How Ball Obtained	Drive Began	# Play	Yds Gain	Yds Pen	Net Yds	1st Down	Last Scrm	How Given Up
1	8:33	6:28	2:05	Interception	IND 44	5	26	0	26	1	HST 30	Field Goal
2	3:22	1:22	2:00	Punt	IND 40	6	45	15	60	4	* HST 4	Touchdown
3	13:38	7:37	6:01	Punt	IND 30	13	61	-15	46	3	* HST 24	Field Goal
4	2:08	1:16	0:52	Kickoff	IND 20	5	18	0	18	1	IND 38	Punt
5	15:00	13:02	1:58	Kickoff	IND 44	4	56	0	56	3	* HST 3	Touchdown
6	10:43	9:08	1:35	Punt	IND 37	3	6	0	6	0	IND 43	Punt
7	4:03	10:28	8:35	Kickoff	IND 20	14	54	26	80	8	* HST 2	Touchdown
8	6:07	3:25	2:42	Kickoff	IND 20	5	13	-5	8	1	IND 28	Punt
9	1:45	0:00	1:45	Interception	IND 16	6	44	0	44	1	HST 39	End of Game

(271) Average IND 30

Houston Texans												
#	Time Recd	Time Lost	Time Poss	How Ball Obtained	Drive Began	# Play	Yds Gain	Yds Pen	Net Yds	1st Down	Last Scrm	How Given Up
1	15:00	8:33	6:27	Kickoff	HST 20	14	61	0	61	4	* IND 19	Interception
2	6:28	3:22	3:06	Kickoff	HST 20	6	10	0	10	1	HST 30	Punt
3	1:22	13:38	2:44	Kickoff	HST 20	5	20	0	20	1	HST 40	Punt
4	7:37	2:08	5:29	Kickoff	HST 20	12	62	0	62	3	* IND 18	Field Goal
5	1:16	0:00	1:16	Punt	HST 5	9	90	5	95	5	IND 42	Touchdown
6	13:02	10:43	2:19	Kickoff	HST 20	3	11	-10	1	0	HST 21	Punt
7	9:08	4:03	5:05	Punt	HST 10	10	90	0	90	6	* IND 11	Touchdown
8	10:28	6:07	4:21	Kickoff	HST 20	8	59	-10	49	2	IND 31	Field Goal
9	3:25	1:45	1:40	Punt	HST 36	5	41	-15	26	2	IND 38	Interception

(171) Average HST 19

* inside opponent's 20

Time of Possession by Quarter

Visitor	Indianapolis Colts	1st	2nd	3rd	4th	OT	Total
Home	Houston Texans	4:05	6:53	7:36	8:59		27:33
		10:55	8:07	7:24	6:01		32:27

Kickoff Drive No.-Start Average

Colts: 4 - IND 26 Texans: 6 - HST 20

Indianapolis Colts vs Houston Texans
10/8/2015 at NRG Stadium

Final Defensive Statistics

Indianapolis Colts

Regular Defensive Plays

Special Teams

Misc

	TKL	AST	COMB	SK	/ YDS	TFL	Q	IN	PD	FF	FR	TKL	AST	FF	FR	BL	TKL	AST	FF	FR
D.Jackson	8	3	11	0	0	0	0	0	0	0	0	0	0	0	0	0	0	0	0	0
G.Toler	8	0	8	0	0	0	0	0	0	0	0	0	0	0	0	0	0	0	0	0
D.Lowery	6	0	6	0	0	1	0	0	0	0	0	0	0	0	0	0	0	0	0	0
N.Irving	4	1	5	0	0	1	0	0	0	0	0	1	0	0	0	0	0	0	0	0
C.Geathers	4	1	5	0	0	0	0	0	0	0	0	0	0	0	0	0	0	0	0	0
V.Davis	3	2	5	0	0	0	0	0	0	0	0	0	0	0	0	0	0	0	0	0
M.Adams	3	1	4	0	0	0	0	2	2	0	0	0	0	0	0	0	0	0	0	0
H.Anderson	3	1	4	0	0	0	0	0	0	0	0	0	0	0	0	0	0	0	0	0
S.Moore	2	2	4	0	0	1	0	0	0	0	0	0	0	0	0	0	0	0	0	0
E.Walden	3	0	3	1	0	0	3	0	0	0	0	0	0	0	0	0	0	0	0	0
B.Winn	2	0	2	0	0	0	0	0	0	0	0	0	0	0	0	0	0	0	0	0
D.Parry	2	0	2	0	0	1	0	0	0	0	0	0	0	0	0	0	0	0	0	0
J.Newsome	1	1	2	0	0	1	0	0	0	0	0	0	0	0	0	0	0	0	0	0
Z.Kerr	1	1	2	0	0	0	0	0	0	0	0	0	0	0	0	0	0	0	0	0
D.Butler	1	0	1	0	0	0	0	0	0	0	0	0	0	0	0	0	0	0	0	0
R.Mathis	0	1	1	0	0	0	0	0	0	0	0	0	0	0	0	0	0	0	0	0
K.Langford	0	1	1	0	0	0	0	0	0	0	0	0	0	0	0	0	0	0	0	0
J.Doyle	0	0	0	0	0	0	0	0	0	0	0	1	0	0	0	0	0	0	0	0
Total	51	15	66	1	0	5	3	2	2	0	0	2	0	0	0	0	0	0	0	0

TKL = Tackle AST = Assist COMB = Combined QH=QB Hit IN = Interception PD = Pass Defense FF = Forced Fumble FR = Fumble Recovery

Houston Texans

Regular Defensive Plays

Special Teams

Misc

	TKL	AST	COMB	SK	/ YDS	TFL	QH	IN	PD	FF	FR	TKL	AST	FF	FR	BL	TKL	AST	FF	FR
B.Cushing	0	8	8	0	0	0	0	0	0	0	0	0	0	0	0	0	0	0	0	0
B.McKinney	6	1	7	0	0	0	0	0	0	0	0	0	0	0	0	0	0	0	0	0
J.Crick	3	3	6	0	0	0	0	0	0	0	0	0	0	0	0	0	0	0	0	0
K.Jackson	4	1	5	0	0	0	0	0	2	0	0	0	0	0	0	0	0	0	0	0
K.Johnson	3	1	4	0	0	0	0	0	1	0	0	0	1	0	0	0	0	0	0	0
A.Hal	2	2	4	0	0	0	0	0	0	0	0	0	0	0	0	0	0	0	0	0
J.Joseph	3	0	3	0	0	0	0	0	1	0	0	0	0	0	0	0	0	0	0	0
J.Simon	3	0	3	0	0	0	0	0	0	0	0	0	0	0	0	0	0	0	0	0
W.Mercilus	1	2	3	0	0	0	1	0	0	0	0	0	0	0	0	0	0	0	0	0
R.Moore	1	2	3	0	0	0	0	0	0	0	0	0	0	0	0	0	0	0	0	0
J.Clowney	2	0	2	0	0	1	1	0	0	0	0	0	0	0	0	0	0	0	0	0
D.Morris	2	0	2	0	0	0	0	0	0	0	0	0	1	0	0	0	0	0	0	0
E.Pleasant	2	0	2	0	0	0	0	0	0	0	0	0	0	0	0	0	0	0	0	0
J.Watt	0	2	2	0	0	0	1	0	0	0	0	0	0	0	0	0	0	0	0	0
A.Bouye	1	0	1	0	0	0	0	0	0	0	0	0	0	0	0	0	0	0	0	0
C.Covington	1	0	1	0	0	1	0	0	0	0	0	0	0	0	0	0	0	0	0	0
J.Pagan	0	1	1	0	0	0	0	0	0	0	0	0	0	0	0	0	0	0	0	0
J.Weeks	0	0	0	0	0	0	0	0	0	0	0	1	0	0	0	0	0	0	0	0
B.Peters	0	0	0	0	0	0	0	0	0	0	0	1	0	0	0	0	0	0	0	0
J.Prosch	0	0	0	0	0	0	0	0	0	0	0	0	1	0	0	0	0	0	0	0
M.Bullough	0	0	0	0	0	0	0	0	0	0	0	0	1	0	0	0	0	0	0	0
D.Newton	0	0	0	0	0	0	0	0	0	0	0	0	0	0	0	0	1	0	0	0
K.Mumphery	0	0	0	0	0	0	0	0	0	0	0	0	0	0	0	0	1	0	0	0
Total	34	23	57	0	0	2	3	0	4	0	0	2	4	0	0	0	2	0	0	0

10/8/2015 at NRG Stadium

PERIOD SCORES

Colts	$10 \cdot 3 = 13$
Texans	$0 \cdot 10 = 10$

TIME OF POSSESSION

Colts	10:58
Texans	19:02

Team	Qtr	Time	Play Description (Extra Point) (Drive Info)	Visitor	Home
Colts	1	6:28	A.Vinatieri 48 yd. Field Goal (5-26, 2:05)	3	0
Colts	1	1:22	A.Johnson 4 yd. pass from M.Hasselbeck (A.Vinatieri kick) (6-60, 2:00)	10	0
Colts	2	7:37	A.Vinatieri 42 yd. Field Goal (13-46, 6:01)	13	0
Texans	2	2:08	N.Novak 36 yd. Field Goal (12-62, 5:29)	13	3
Texans	2	0:00	J.Strong 42 yd. pass from B.Hoyer (N.Novak kick) (9-95, 1:16)	13	10

	Indianapolis Colts	Houston Texans
TOTAL FIRST DOWNS	9	14
First Downs Rushing-Passing-by Penalty	2 - 5 - 2	3 - 9 - 2
THIRD DOWN EFFICIENCY	0-5-0%	7-12-58%
TOTAL NET YARDS	150	243
Total Offensive Plays	27	45
NET YARDS RUSHING	59	66
NET YARDS PASSING	91	177
Gross Yards Passing	91	177
Times thrown-yards lost attempting to pass	0-0	1-0
Pass Attempts-Completions-Had Intercepted	15 - 9 - 0	23 - 15 - 1
Punts-Number and Average	1 - 53	2 - 34
Penalties-Number and Yards	5 - 55	6 - 59
Fumbles-Number and Lost	0 - 0	0 - 0
Red Zone Efficiency	1-2-50%	0-2-0%
Average Drive Start	IND 34	HST 17

Indianapolis Colts										Houston Texans									
RUSHING						RUSHING													
	ATT	YDS	AVG	LG	TD		ATT	YDS	AVG	LG	TD								
F.Gore	11	52	4.7	20	0	A.Foster	12	25	2.1	7	0								
Z.Tipton	1	7	7.0	7	0	A.Blue	6	22	3.7	6	0								
						B.Hoyer	1	14	14.0	14	0								
						C.Polk	1	5	5.0	5	0								
						R.Mallett	1	0	0.0	0	0								
Total	12	59	4.9	20	0	Total	21	66	3.1	14	0								
PASSING										PASSING									
	ATT	CMP	YDS	SK/YD	TD	LG	IN	RT		ATT	CMP	YDS	SK/YD	TD	LG	IN	RT		
M.Hasselbeck	15	9	91	0/0	1	23	0	99.6	B.Hoyer	13	8	127	0/0	1	42	0	119.7		
									R.Mallett	10	7	50	1/0	0	14	1	41.7		
Total	15	9	91	0/0	1	23	0	99.6	Total	23	15	177	1/0	1	42	1	84.9		
PASS RECEIVING										PASS RECEIVING									
	TAR	REC	YDS	AVG	LG	TD				TAR	REC	YDS	AVG	LG	TD				
T.Hilton	5	3	38	12.7	15	0	D.Hopkins			9	7	95	13.6	24	0				
A.Johnson	3	3	37	12.3	23	1	A.Foster			4	3	11	3.7	9	0				
P.Dorsett	2	1	9	9.0	9	0	C.Polk			3	2	17	8.5	12	0				
C.Fleener	1	1	4	4.0	4	0	K.Mumphery			5	2	12	6.0	8	0				
D.Moncrief	3	1	3	3.0	3	0	J.Strong			1	1	42	42.0	42	1				
J.Doyle	1	0	0	0.0	0	0	C.Worthy			1	0	0	0.0	0	0				
Total	15	9	91	10.1	23	1	Total			23	15	177	11.8	42	1				

[illegible]

10/8/2015 at NRG Stadium[illegible]

Play By Play

First Quarter

10/8/2015

IND wins the coin toss and elects to defer. HST elects to Receive, and IND elects to defend the south goal.

P.McAfee kicks 65 yards from IND 35 to end zone, Touchback.

Houston Texans at 15:00

1-10-HST 20	(15:00) A.Foster right tackle to HST 25 for 5 yards (E.Walden).	
2-5-HST 25	(14:37) A.Foster left end pushed ob at HST 29 for 4 yards (D.Lowery).	
3-1-HST 29	(14:06) (Shotgun) A.Foster right guard to HST 31 for 2 yards (H.Anderson).	R1
<u>1-10-HST 31</u>	(13:45) A.Foster right tackle to HST 38 for 7 yards (C.Geathers).	
2-3-HST 38	(13:17) R.Mallett sacked at HST 38 for 0 yards (E.Walden).	
3-3-HST 38	(12:42) (Shotgun) R.Mallett pass short middle to A.Foster to HST 45 for 7 yards (S.Moore).	P2
<u>1-10-HST 45</u>	(12:00) A.Blue right guard to HST 49 for 4 yards (H.Anderson).	
2-6-HST 49	(11:30) R.Mallett pass short right to D.Hopkins to IND 41 for 10 yards (G.Toler).	P3
<u>1-10-IND 41</u>	(11:02) A.Blue left tackle to IND 40 for 1 yard (D.Jackson, J.Newsome).	
2-9-IND 40	(10:28) R.Mallett pass short right to D.Hopkins to IND 33 for 7 yards (G.Toler).	
3-2-IND 33	(9:49) (Shotgun) R.Mallett pass short middle to A.Foster to IND 24 for 9 yards (M.Adams).	P4
<u>1-10-IND 24</u>	(9:22) A.Blue up the middle to IND 19 for 5 yards (Z.Kerr).	
2-5-IND 19	(8:50) R.Mallett pass incomplete deep left to K.Mumphery.	
3-5-IND 19	(8:45) (Shotgun) R.Mallett pass short middle intended for A.Foster INTERCEPTED by M.Adams at IND 6. M.Adams to IND 44 for 38 yards (D.Newton).	

Indianapolis Colts at 8:33

1-10-IND 44	(8:33) F.Gore up the middle pushed ob at HST 36 for 20 yards (K.Johnson).	R1
<u>1-10-HST 36</u>	(7:59) F.Gore up the middle to HST 34 for 2 yards (J.Crick).	
2-8-HST 34	(7:18) (Shotgun) M.Hasselbeck pass short middle to C.Fleener to HST 30 for 4 yards (J.Simon, B.Cushing).	
3-4-HST 30	(6:39) (Shotgun) M.Hasselbeck pass incomplete short right to T.Hilton.	
4-4-HST 30	(6:32) A.Vinatieri 48 yard field goal is GOOD, Center-M.Overton, Holder-P.McAfee.	

IND 3 HST 0, 5 plays, 26 yards, 2:05 drive, 8:32 elapsed

P.McAfee kicks 65 yards from IND 35 to end zone, Touchback.

Houston Texans at 6:28

1-10-HST 20	(6:28) A.Foster up the middle to HST 19 for -1 yards (N.Irving).	
2-11-HST 19	(6:03) A.Foster right guard to HST 20 for 1 yard (D.Jackson).	
	<i>Penalty on HST-D.Hopkins, Illegal Shift, declined.</i>	
3-10-HST 20	(5:41) (Shotgun) R.Mallett pass short right to D.Hopkins pushed ob at HST 34 for 14 yards (G.Toler).	P5
<u>1-10-HST 34</u>	(5:11) A.Foster right end to HST 30 for -4 yards (J.Newsome).	
2-14-HST 30	(4:37) (Shotgun) R.Mallett pass short right to A.Foster to HST 25 for -5 yards (D.Lowery, S.Moore).	
3-19-HST 25	(3:59) (Shotgun) C.Polk up the middle to HST 30 for 5 yards (R.Mathis; D.Jackson).	
4-14-HST 30	(3:33) S.Lechler punts 38 yards to IND 32, Center-J.Weeks. G.Whalen pushed ob at IND 35 for 3 yards (J.Weeks).	
	<i>PENALTY on HST-K.Johnson, Player Out of Bounds on Punt, 5 yards, enforced at IND 35.</i>	

Indianapolis Colts at 3:22

1-10-IND 40	(3:22) (Shotgun) F.Gore left guard to HST 49 for 11 yards (R.Moore).	R2
<u>1-10-HST 49</u>	(2:58) F.Gore up the middle to HST 45 for 4 yards (B.McKinney).	
2-6-HST 45	(2:36) (Shotgun) M.Hasselbeck pass short left to D.Moncrief to HST 42 for 3 yards (A.Bouye).	
	<i>PENALTY on HST-A.Bouye, Face Mask (15 Yards), 15 yards, enforced at HST 42.</i>	X3
<u>1-10-HST 27</u>	(2:06) (Shotgun) M.Hasselbeck pass short right to A.Johnson pushed ob at HST 4 for 23 yards (J.Joseph).	P4
<u>1-4-HST 4</u>	(1:32) (Shotgun) M.Hasselbeck pass incomplete short left to J.Doyle.	
2-4-HST 4	(1:27) M.Hasselbeck pass short middle to A.Johnson for 4 yards, TOUCHDOWN.	P5
	A.Vinatieri extra point is GOOD, Center-M.Overton, Holder-P.McAfee.	

IND 10 HST 0, 6 plays, 60 yards, 1 penalty, 2:00 drive, 13:38 elapsed

P.McAfee kicks 65 yards from IND 35 to end zone, Touchback.

Houston Texans at 1:22

1-10-HST 20	(1:22) R.Mallett pass short left to K.Mumphery to HST 28 for 8 yards (D.Lowery).	
2-2-HST 28	(:56) A.Blue right guard to HST 31 for 3 yards (E.Walden).	R6
<u>1-10-HST 31</u>	(:24) A.Blue right tackle to HST 34 for 3 yards (B.Winn).	

Indianapolis Colts vs Houston Texans at NRG Stadium								
END OF QUARTER	Score	Time	First Downs				Efficiencies	
		Poss	R	P	X	T	3 Down	4 Down
Indianapolis Colts	10	4:05	2	2	1	5	0/1	0/0
Houston Texans	0	10:55	2	4	0	6	4/6	0/0

Play By Play

Second Quarter

10/8/2015

Houston Texans continued.

- 2-7-HST 34 (15:00) A.Blue up the middle to HST 40 for 6 yards (D.Jackson, Z.Kerr).
 3-1-HST 40 (14:25) R.Mallett right guard to HST 40 for no gain (C.Geathers).
 4-1-HST 40 (13:48) S.Lechler punts 30 yards to IND 30, Center-J.Weeks, out of bounds.

Indianapolis Colts at 13:38

- 1-10-IND 30 (13:38) F.Gore up the middle to IND 35 for 5 yards (B.McKinney).
 2-5-IND 35 (13:01) M.Hasselbeck pass short right to T.Hilton ran ob at IND 47 for 12 yards. P6
1-10-IND 47 (12:39) F.Gore up the middle to IND 49 for 2 yards (B.McKinney, B.Cushing).
 2-8-IND 49 (12:05) F.Gore left tackle to IND 49 for no gain (J.Clowney).
 Timeout #1 by HST at 11:28.
 3-8-IND 49 (11:28) (Shotgun) Z.Tipton right tackle to HST 44 for 7 yards (D.Morris, R.Moore).
 4-1-HST 44 (10:57) M.Hasselbeck pass short right to A.Johnson pushed ob at HST 34 for 10 yards (K.Johnson). P7
1-10-HST 34 (10:38) M.Hasselbeck pass deep middle to D.Moncrief to HST 17 for 17 yards (J.Joseph) [B.Cushing].
PENALTY on IND-F.Gore, Chop Block, 15 yards, enforced at HST 34 - No Play.
 1-25-HST 49 (10:10) F.Gore right tackle to HST 46 for 3 yards (W.Mercilus).
 2-22-HST 46 (9:27) (Shotgun) M.Hasselbeck pass incomplete short left to D.Moncrief [W.Mercilus].
 3-22-HST 46 (9:21) (Shotgun) M.Hasselbeck pass short right to T.Hilton to HST 31 for 15 yards (E.Pleasant) [J.Watt].
PENALTY on HST-J.Watt, Roughing the Passer, 15 yards, enforced at HST 31. X8
1-10-HST 16 (9:01) F.Gore left end to HST 20 for -4 yards (J.Clowney).
 2-14-HST 20 (8:19) M.Hasselbeck pass short right to T.Hilton pushed ob at HST 9 for 11 yards (J.Joseph) [J.Clowney].
 3-3-HST 9 (7:48) (Shotgun) M.Hasselbeck pass incomplete short middle to T.Hilton.
PENALTY on IND, Unsportsmanlike Conduct, 15 yards, enforced at HST 9.
Penalty on IND-J.Reitz, Offensive Holding, declined. (Penalty placed on the Head Coach)
 4-18-HST 24 **(7:41) A.Vinatieri 42 yard field goal is GOOD, Center-M.Overton, Holder-P.McAfee.**

IND 13 HST 0, 13 plays, 46 yards, 1 penalty, 6:01 drive, 7:23 elapsed

P.McAfee kicks 65 yards from IND 35 to end zone, Touchback.

Houston Texans at 7:37

- 1-10-HST 20 (7:37) R.Mallett pass incomplete deep right to D.Hopkins.
 2-10-HST 20 (7:29) A.Foster left guard to HST 27 for 7 yards (D.Jackson).
 3-3-HST 27 (6:56) (Shotgun) R.Mallett pass incomplete short left to A.Foster [S.Moore].
PENALTY on IND-S.Moore, Roughing the Passer, 15 yards, enforced at HST 27 - No Play. X7
1-10-HST 42 (6:49) A.Foster up the middle to HST 42 for no gain (N.Irving).
 2-10-HST 42 (6:13) (Shotgun) B.Hoyer pass incomplete short right to D.Hopkins.
 3-10-HST 42 (6:08) (Shotgun) B.Hoyer pass deep right to D.Hopkins pushed ob at IND 34 for 24 yards (G.Toler). P8
1-10-IND 34 (5:47) B.Hoyer pass short right to K.Mumphery pushed ob at IND 30 for 4 yards (D.Lowery).
 2-6-IND 30 (5:28) A.Foster left guard to IND 30 for no gain (B.Winn).
 3-6-IND 30 (4:45) (Shotgun) B.Hoyer pass short right to D.Hopkins to IND 19 for 11 yards (G.Toler). P9
1-10-IND 19 (4:21) A.Foster right tackle to IND 15 for 4 yards (D.Jackson). HST-A.Foster was injured during the play. His return is Probable.
 2-6-IND 15 (3:50) (Shotgun) B.Hoyer pass incomplete short right to D.Hopkins.
PENALTY on HST-O.Aboushi, Chop Block, 15 yards, enforced at IND 15 - No Play.
 2-21-IND 30 (3:39) A.Foster left guard to IND 30 for no gain (H.Anderson; D.Jackson).
 3-21-IND 30 (2:59) (Shotgun) B.Hoyer pass short middle to D.Hopkins to IND 18 for 12 yards (M.Adams).
 4-9-IND 18 **(2:12) N.Novak 36 yard field goal is GOOD, Center-J.Weeks, Holder-S.Lechler.**

IND 13 HST 3, 12 plays, 62 yards, 1 penalty, 5:29 drive, 12:52 elapsed

N.Novak kicks 69 yards from HST 35 to IND -4. G.Whalen to IND 20 for 24 yards (B.Peters).

Indianapolis Colts at 2:08, (1st play from scrimmage 2:02)

- 1-10-IND 20 (2:02) (Shotgun) F.Gore right guard to IND 23 for 3 yards (E.Pleasant).

Two-Minute Warning

- 2-7-IND 23 (1:57) (Shotgun) M.Hasselbeck pass short left to P.Dorsett to IND 32 for 9 yards (B.Cushing; K.Johnson). P9
 Timeout #2 by HST at 01:48.
1-10-IND 32 (1:48) (Shotgun) M.Hasselbeck pass incomplete deep left to P.Dorsett.

Indianapolis Colts vs Houston Texans at NRG Stadium

2-10-IND 32	(1:44) (Shotgun) F.Gore up the middle to IND 38 for 6 yards (B.Cushing; J.Crick). Timeout #3 by HST at 01:38.	
3-4-IND 38	(1:38) M.Hasselbeck pass incomplete short left to D.Moncrief (K.Johnson).	
4-4-IND 38	(1:32) P.McAfee punts 53 yards to HST 9, Center-M.Overton. K.Mumphery to HST 45 for 36 yards (J.Doyle). <i>PENALTY on HST-J.Rolle, Offensive Holding, 4 yards, enforced at HST 9.</i>	
Houston Texans at 1:16		
1-10-HST 5	(1:16) B.Hoyer pass short left to C.Polk pushed ob at HST 17 for 12 yards (C.Geathers).	P10
<u>1-10-HST 17</u>	(1:09) (Shotgun) B.Hoyer scrambles up the middle to HST 31 for 14 yards (C.Geathers).	R11
<u>1-10-HST 31</u>	(:45) (Shotgun) B.Hoyer pass short right to G.Graham to HST 39 for 8 yards (D.Jackson). <i>PENALTY on IND-R.Mathis, Defensive Holding, 5 yards, enforced at HST 31 - No Play.</i>	X12
<u>1-10-HST 36</u>	(:38) (Shotgun) B.Hoyer pass incomplete short right to C.Worthy.	
2-10-HST 36	(:31) (Shotgun) B.Hoyer pass incomplete deep left to K.Mumphery.	
3-10-HST 36	(:25) (Shotgun) B.Hoyer pass deep left to D.Hopkins ran ob at IND 47 for 17 yards.	P13
<u>1-10-IND 47</u>	(:19) (Shotgun) B.Hoyer pass short left to C.Polk pushed ob at IND 42 for 5 yards (V.Davis; C.Geathers).	
2-5-IND 42	(:14) (Shotgun) <i>PENALTY on HST-D.Brown, False Start, 5 yards, enforced at IND 42 - No Play.</i>	
2-10-IND 47	(:14) (Shotgun) B.Hoyer pass incomplete short left to C.Worthy. <i>PENALTY on IND-R.Mathis, Defensive Offside, 5 yards, enforced at IND 47 - No Play.</i> Timeout #1 by IND at 00:09.	
2-5-IND 42	(:09) (Shotgun) B.Hoyer pass incomplete short left to C.Polk.	
3-5-IND 42	(:04) (Shotgun) B.Hoyer pass incomplete short left to K.Mumphery.	
4-5-IND 42	(:01) (Shotgun) B.Hoyer pass deep middle to J.Strong for 42 yards, TOUCHDOWN. N.Novak extra point is GOOD, Center-J.Weeks, Holder-S.Lechler.	P14

IND 13 HST 10, 9 plays, 95 yards, 2 penalties, 1:16 drive, 15:00 elapsed

END OF QUARTER

	Score	Time Poss	First Downs				Efficiencies	
			R	P	X	T	3 Down	4 Down
Indianapolis Colts	13	6:53	0	3	1	4	0/4	1/1
Houston Texans	10	8:07	1	5	2	8	3/6	1/1

Third Quarter

10/8/2015

Play By Play

IND elects to Receive, and HST elects to defend the North goal.

N.Novak kicks 71 yards from HST 35 to IND -6. G.Whalen to IND 44 for 50 yards (D.Morris; K.Johnson).

Indianapolis Colts at 15:00, (1st play from scrimmage 14:50)

1-10-IND 44	(14:50) (Shotgun) M.Hasselbeck pass short left to D.Allen ran ob at HST 35 for 21 yards (K.Jackson).	P10
<u>1-10-HST 35</u>	(14:16) M.Hasselbeck pass deep left to A.Johnson pushed ob at HST 11 for 24 yards (K.Jackson).	P11
<u>1-10-HST 11</u>	(13:46) F.Gore up the middle to HST 3 for 8 yards (R.Moore; A.Hal).	
2-2-HST 3	(13:06) F.Gore up the middle for 3 yards, TOUCHDOWN.	R12
	A.Vinatieri extra point is GOOD, Center-M.Overton, Holder-P.McAfee.	

IND 20 HST 10, 4 plays, 56 yards, 1:58 drive, 1:58 elapsed

P.McAfee kicks 65 yards from IND 35 to end zone, Touchback.

Houston Texans at 13:02

1-10-HST 20	(13:02) A.Foster up the middle to HST 24 for 4 yards (N.Irving; K.Langford).	
2-6-HST 24	(12:29) A.Foster up the middle to HST 27 for 3 yards (D.Parry).	
3-3-HST 27	(11:46) (Shotgun) B.Hoyer pass deep left to D.Hopkins pushed ob at HST 48 for 21 yards (V.Davis).	
	<i>PENALTY on HST-D.Hopkins, Offensive Pass Interference, 10 yards, enforced at HST 27 - No Play.</i>	
3-13-HST 17	(11:26) (Shotgun) B.Hoyer pass short middle to C.Fiedorowicz to HST 21 for 4 yards (D.Jackson).	
4-9-HST 21	(10:58) S.Lechler punts 55 yards to IND 24, Center-J.Weeks. G.Whalen to IND 37 for 13 yards (J.Prosch; M.Bullough).	

Indianapolis Colts at 10:43

1-10-IND 37	(10:43) F.Gore right tackle to IND 39 for 2 yards (B.McKinney).	
2-8-IND 39	(10:02) (Shotgun) J.Robinson right guard to IND 43 for 4 yards (J.Simon, K.Jackson).	
3-4-IND 43	(9:23) (Shotgun) M.Hasselbeck pass incomplete short right to T.Hilton (J.Joseph).	
4-4-IND 43	(9:18) P.McAfee punts 47 yards to HST 10, Center-M.Overton, fair catch by K.Mumphery.	

Houston Texans at 9:08

1-10-HST 10	(9:08) B.Hoyer pass short left to D.Hopkins pushed ob at HST 15 for 5 yards (V.Davis).	
2-5-HST 15	(8:41) A.Foster up the middle to HST 21 for 6 yards (D.Jackson).	R15
<u>1-10-HST 21</u>	(8:06) B.Hoyer pass short left to D.Hopkins to HST 35 for 14 yards (G.Toler).	P16
<u>1-10-HST 35</u>	(7:37) A.Foster up the middle to HST 35 for no gain (H.Anderson).	
2-10-HST 35	(7:02) (Shotgun) B.Hoyer pass short right to A.Foster to HST 45 for 10 yards (D.Lowery).	P17
<u>1-10-HST 45</u>	(6:27) (Shotgun) B.Hoyer pass short left to K.Mumphery to IND 49 for 6 yards (D.Butler).	
2-4-IND 49	(6:00) A.Foster right guard to IND 44 for 5 yards (V.Davis; M.Adams).	R18
<u>1-10-IND 44</u>	(5:20) B.Hoyer pass deep middle to D.Hopkins pushed ob at IND 10 for 34 yards (G.Toler).	P19
<u>1-10-IND 10</u>	(4:46) (Shotgun) A.Foster up the middle to IND 11 for -1 yards (S.Moore).	
2-11-IND 11	(4:08) (Shotgun) B.Hoyer pass short left to J.Strong for 11 yards, TOUCHDOWN.	P20
	N.Novak extra point is GOOD, Center-J.Weeks, Holder-S.Lechler.	

IND 20 HST 17, 10 plays, 90 yards, 5:05 drive, 10:57 elapsed

N.Novak kicks 65 yards from HST 35 to end zone, Touchback.

Indianapolis Colts at 4:03

1-10-IND 20	(4:03) (Shotgun) M.Hasselbeck pass short right to C.Fleener to IND 25 for 5 yards (A.Hal, B.McKinney).	
2-5-IND 25	(3:24) M.Hasselbeck pass incomplete deep right to T.Hilton.	
	<i>PENALTY on HST-J.Joseph, Defensive Holding, 5 yards, enforced at IND 25 - No Play.</i>	X13
<u>1-10-IND 30</u>	(3:17) F.Gore up the middle to IND 37 for 7 yards (A.Hal).	
2-3-IND 37	(2:48) F.Gore left guard to IND 39 for 2 yards (J.Simon).	
3-1-IND 39	(2:08) Z.Tipton right guard to IND 41 for 2 yards (J.Crick, J.Watt).	R14
<u>1-10-IND 41</u>	(1:23) M.Hasselbeck pass short right to J.Robinson to IND 47 for 6 yards (D.Morris).	
2-4-IND 47	(:42) M.Hasselbeck pass short left to A.Johnson to HST 39 for 14 yards (K.Johnson).	P15

END OF QUARTER

	Score	Time Poss	First Downs				Efficiencies	
			R	P	X	T	3 Down	4 Down
Indianapolis Colts	20	7:36	2	3	1	6	1/2	0/0
Houston Texans	17	7:24	2	4	0	6	0/1	0/0

Play By Play

Fourth Quarter

10/8/2015

Indianapolis Colts continued.

<u>1-10-HST 39</u>	(15:00) M.Hasselbeck pass short left to J.Doyle to HST 39 for no gain (B.McKinney).	
2-10-HST 39	(14:23) F.Gore up the middle to HST 39 for no gain (J.Clowney).	
	<i>PENALTY on HST-J.Clowney, Face Mask (15 Yards), 15 yards, enforced at HST 39 - No Play.</i>	X16
<u>1-10-HST 24</u>	(14:00) <i>PENALTY on IND-A.Castonzo, False Start, 5 yards, enforced at HST 24 - No Play.</i>	
1-15-HST 29	(13:36) F.Gore up the middle to HST 14 for 15 yards (K.Jackson, A.Hal).	R17
<u>1-10-HST 14</u>	(12:54) J.Robinson right guard to HST 13 for 1 yard (B.McKinney, B.Cushing).	
2-9-HST 13	(12:10) (Shotgun) M.Hasselbeck pass incomplete short left to A.Johnson (K.Jackson).	
3-9-HST 13	(12:05) (Shotgun) M.Hasselbeck pass short left intended for D.Moncrief INTERCEPTED by R.Moore at HST 0. Touchback.	
	<i>PENALTY on HST-E.Pleasant, Defensive Holding, 5 yards, enforced at HST 13 - No Play.</i>	X18
<u>1-8-HST 8</u>	(11:58) J.Robinson up the middle to HST 7 for 1 yard (W.Mercilus; J.Crick).	
2-7-HST 7	(11:30) M.Hasselbeck pass incomplete short left to D.Allen.	
	<i>PENALTY on HST-K.Jackson, Defensive Pass Interference, 6 yards, enforced at HST 7 - No Play.</i>	X19
<u>1-1-HST 1</u>	(11:20) F.Gore left guard to HST 2 for -1 yards (C.Covington).	
2-2-HST 2	(10:36) M.Hasselbeck pass incomplete short left to C.Fleener (K.Jackson).	
3-2-HST 2	(10:31) (Shotgun) M.Hasselbeck pass short right to A.Johnson for 2 yards, TOUCHDOWN.	P20
	A.Vinatieri extra point is GOOD, Center-M.Overton, Holder-P.McAfee.	

IND 27 HST 17, 14 plays, 80 yards, 4 penalties, 8:35 drive, 4:32 elapsed

P.McAfee kicks 65 yards from IND 35 to end zone, Touchback.

Houston Texans at 10:28

1-10-HST 20	(10:28) (Shotgun) B.Hoyer pass short middle to A.Foster to IND 48 for 32 yards (V.Davis).	P21
<u>1-10-IND 48</u>	(9:43) (Shotgun) B.Hoyer pass short middle to G.Graham to IND 40 for 8 yards (N.Irving).	
2-2-IND 40	(9:11) A.Foster left guard to IND 41 for -1 yards (D.Parry).	
3-3-IND 41	(8:27) (Shotgun) B.Hoyer pass short left to A.Foster pushed ob at IND 37 for 4 yards (M.Adams).	P22
<u>1-10-IND 37</u>	(8:07) A.Blue up the middle to IND 30 for 7 yards (M.Adams; E.Walden).	
	<i>PENALTY on HST-O.Aboushi, Offensive Holding, 10 yards, enforced at IND 37 - No Play.</i>	
1-20-IND 47	(7:43) B.Hoyer pass short middle to A.Blue to IND 36 for 11 yards (S.Moore; D.Jackson).	
2-9-IND 36	(7:00) B.Hoyer pass short right to A.Foster to IND 31 for 5 yards (G.Toler).	
3-4-IND 31	(6:18) (Shotgun) B.Hoyer pass incomplete deep left to D.Hopkins [E.Walden].	
4-4-IND 31	(6:11) N.Novak 49 yard field goal is GOOD, Center-J.Weeks, Holder-S.Lechler.	

IND 27 HST 20, 8 plays, 49 yards, 4:21 drive, 8:53 elapsed

N.Novak kicks 65 yards from HST 35 to end zone, Touchback.

Indianapolis Colts at 6:07

1-10-IND 20	(6:07) M.Hasselbeck pass short right to T.Hilton to IND 27 for 7 yards (J.Joseph).	
2-3-IND 27	(5:29) F.Gore up the middle to IND 31 for 4 yards (J.Watt; J.Crick).	R21
<u>1-10-IND 31</u>	(4:44) F.Gore left guard to IND 33 for 2 yards (B.Cushing; W.Mercilus).	
2-8-IND 33	(4:01) M.Hasselbeck pass short right to J.Doyle to IND 47 for 14 yards (K.Jackson, V.Wilfork).	
	<i>PENALTY on IND-H.Thornton, Ineligible Downfield Pass, 5 yards, enforced at IND 33 - No Play.</i>	
2-13-IND 28	(3:49) M.Hasselbeck pass incomplete deep right to T.Hilton.	
3-13-IND 28	(3:43) (Shotgun) M.Hasselbeck pass incomplete short right to Z.Tipton.	
4-13-IND 28	(3:38) P.McAfee punts 47 yards to HST 25, Center-M.Overton. K.Mumphery to HST 36 for 11 yards (N.Irving).	

Houston Texans at 3:25

1-10-HST 36	(3:25) B.Hoyer pass deep middle to D.Hopkins pushed ob at IND 43 for 21 yards (D.Lowery).	P23
	<i>PENALTY on HST-D.Hopkins, Unsportsmanlike Conduct, 15 yards, enforced between downs.</i>	
<u>1-10-HST 42</u>	(3:14) B.Hoyer pass short left to A.Foster pushed ob at IND 46 for 12 yards (V.Davis).	P24
<u>1-10-IND 46</u>	(3:09) (Shotgun) B.Hoyer pass short middle to K.Mumphery to IND 41 for 5 yards (N.Irving).	
2-5-IND 41	(2:36) B.Hoyer pass short middle to A.Foster to IND 38 for 3 yards (D.Jackson).	

Two-Minute Warning

3-2-IND 38	(2:00) B.Hoyer pass deep middle intended for K.Mumphery INTERCEPTED by M.Adams [E.Walden] at IND 6. M.Adams to IND 16 for 10 yards (K.Mumphery).	
------------	--	--

Indianapolis Colts at 1:45

Indianapolis Colts vs Houston Texans at NRG Stadium

1-10-IND 16 (1:45) F.Gore left guard to IND 17 for 1 yard (B.Cushing; J.Pagan).
Timeout #1 by HST at 01:41.

2-9-IND 17 (1:41) F.Gore up the middle to IND 20 for 3 yards (J.Crick, B.Cushing).
Timeout #2 by HST at 01:37.

3-6-IND 20 (1:37) M.Hasselbeck pass deep left to T.Hilton to HST 37 for 43 yards (K.Jackson).
Timeout #3 by HST at 01:30.

1-10-HST 37 (1:30) M.Hasselbeck kneels to HST 38 for -1 yards.

2-11-HST 38 (:50) M.Hasselbeck kneels to HST 39 for -1 yards.

3-12-HST 39 (:27) M.Hasselbeck kneels to HST 40 for -1 yards.

P22

END OF QUARTER

	Score	Time Poss	First Downs				Efficiencies	
			R	P	X	T	3 Down	4 Down
Indianapolis Colts	27	8:59	2	2	3	7	2/4	0/0
Houston Texans	20	6:01	0	4	0	4	1/3	0/0

Miscellaneous Statistics Report

Indianapolis Colts vs Houston Texans

10/8/2015 at NRG Stadium

Ten Longest Plays for Indianapolis Colts

Yards	Qtr	Play Start	Play Description
43	4	3-6-IND 20	(1:37) M.Hasselbeck pass deep left to T.Hilton to HST 37 for 43 yards (K.Jackson).
30	2	3-22-HST 46	(9:21) (Shotgun) M.Hasselbeck pass short right to T.Hilton to HST 31 for 15 yards (E.Pleasant) [J.Watt]. PENALTY on HST-J.Watt, Roughing the Passer, 15 yards, enforced at HST 31.
24	3	1-10-HST 35	(14:16) M.Hasselbeck pass deep left to A.Johnson pushed ob at HST 11 for 24 yards (K.Jackson).
23	1	1-10-HST 27	(2:06) (Shotgun) M.Hasselbeck pass short right to A.Johnson pushed ob at HST 4 for 23 yards (J.Joseph).
21	3	1-10-IND 44	(14:50) (Shotgun) M.Hasselbeck pass short left to D.Allen ran ob at HST 35 for 21 yards (K.Jackson).
20	1	1-10-IND 44	(8:33) F.Gore up the middle pushed ob at HST 36 for 20 yards (K.Johnson).
18	1	2-6-HST 45	(2:36) (Shotgun) M.Hasselbeck pass short left to D.Moncrief to HST 42 for 3 yards (A.Bouye). PENALTY on HST-A.Bouye, Face Mask (15 Yards), 15 yards, enforced at HST 42.
15	4	1-15-HST 29	(13:36) F.Gore up the middle to HST 14 for 15 yards (K.Jackson, A.Hal).
14	3	2-4-IND 47	(:42) M.Hasselbeck pass short left to A.Johnson to HST 39 for 14 yards (K.Johnson).
12	2	2-5-IND 35	(13:01) M.Hasselbeck pass short right to T.Hilton ran ob at IND 47 for 12 yards.

Ten Longest Plays for Houston Texans

Yards	Qtr	Play Start	Play Description
42	2	4-5-IND 42	(:01) (Shotgun) B.Hoyer pass deep middle to J.Strong for 42 yards, TOUCHDOWN.
34	3	1-10-IND 44	(5:20) B.Hoyer pass deep middle to D.Hopkins pushed ob at IND 10 for 34 yards (G.Toler).
32	4	1-10-HST 20	(10:28) (Shotgun) B.Hoyer pass short middle to A.Foster to IND 48 for 32 yards (V.Davis).
24	2	3-10-HST 42	(6:08) (Shotgun) B.Hoyer pass deep right to D.Hopkins pushed ob at IND 34 for 24 yards (G.Toler).
21	4	1-10-HST 36	(3:25) B.Hoyer pass deep middle to D.Hopkins pushed ob at IND 43 for 21 yards (D.Lowery).
17	2	3-10-HST 36	(:25) (Shotgun) B.Hoyer pass deep left to D.Hopkins ran ob at IND 47 for 17 yards.
14	1	3-10-HST 20	(5:41) (Shotgun) R.Mallett pass short right to D.Hopkins pushed ob at HST 34 for 14 yards (G.Toler).
14	2	1-10-HST 17	(1:09) (Shotgun) B.Hoyer scrambles up the middle to HST 31 for 14 yards (C.Geathers).
14	3	1-10-HST 21	(8:06) B.Hoyer pass short left to D.Hopkins to HST 35 for 14 yards (G.Toler).
12	2	3-21-IND 30	(2:59) (Shotgun) B.Hoyer pass short middle to D.Hopkins to IND 18 for 12 yards (M.Adams).

Touchdown Scoring Information

		Offense	Defense	Special Teams
VISITOR	Indianapolis Colts	3	0	0
HOME	Houston Texans	2	0	0

Player Scoring Information

Club	Player	TD	Rush TD	Rec TD	KO TD	Punt TD	Int TD	Fum TD	Misc TD	FG	XP	2Pt Rush	2Pt Rec	Sfty	Points
IND	A.Johnson	0	0	2	0	0	0	0	0	0	0	0	0	0	12
IND	A.Vinatieri	0	0	0	0	0	0	0	0	2	3	0	0	0	9
IND	F.Gore	0	1	0	0	0	0	0	0	0	0	0	0	0	6
HST	J.Strong	0	0	2	0	0	0	0	0	0	0	0	0	0	12
HST	N.Novak	0	0	0	0	0	0	0	0	2	2	0	0	0	8

Possession Detail

	First Half		Second Half		Game	
	Visitor	Home	Visitor	Home	Visitor	Home
Largest Lead	13	0	10	0	13	0
Drives Leading	3	0	5	0	8	0
Time of Possession Leading	8:53	0:00	16:35	0:00	25:28	0:00
Largest Deficit	0	-13	0	-10	0	-13
Drives Trailing	0	4	0	4	0	8
Time of Possession Trailing	0:00	12:35	0:00	13:25	0:00	26:00
Times Score Tied Up		0		0		0
Lead Changes		1		0		1

Playtime Percentage

Percent of playtime per player on offense, defense and special teams

Indianapolis Colts						Houston Texans					
		Offense	Defense	Special Teams				Offense	Defense	Special Teams	
H Thornton	G	65 100%		5	20%	D Brown	T	76 100%		4	16%
J Mewhort	T	65 100%		5	20%	B Brooks	G	76 100%		4	16%
J Reitz	T	65 100%		5	20%	B Jones	C	76 100%		4	16%
A Castonzo	T	65 100%				D Hopkins	WR	76 100%			
K Holmes	C	65 100%				O Aboushi	T	74 97%		2	8%
M Hasselbeck	QB	65 100%				D Newton	T	71 93%		4	16%
T Hilton	WR	50 77%				K Mumphery	WR	69 91%		13	52%
D Allen	TE	50 77%				C Fiedorowicz	TE	51 67%		10	40%
F Gore	RB	48 74%				B Hoyer	QB	48 63%			
D Moncrief	WR	41 63%				A Foster	RB	46 61%			
A Johnson	WR	40 62%				J Strong	WR	41 54%			
J Doyle	TE	33 51%		14	56%	C Worthy	WR	32 42%			
C Fleener	TE	33 51%				R Mallett	QB	28 37%			
Z Tipton	RB	9 14%		15	60%	G Graham	TE	22 29%		4	16%
J Robinson	RB	8 12%		3	12%	A Blue	RB	16 21%		9	36%
J Harrison	C	6 9%		10	40%	K Lamm	T	13 17%		4	16%
P Dorsett	WR	6 9%				C Polk	RB	10 13%		6	24%
D Parry	NT	1 2%	33 43%	5	20%	C Clark	T	5 7%			
D Jackson	LB		76 100%	4	16%	J Prosch	FB	4 5%		12	48%
D Lowery	FS		76 100%			X Su'a-Filo	G	2 3%		2	8%
V Davis	CB		76 100%			B Cushing	LB		65 100%	5	20%
G Toler	CB		76 100%			J Watt	DE		65 100%	5	20%
M Adams	SS		70 92%	4	16%	J Crick	DE		64 98%	5	20%
E Walden	LB		58 76%			K Jackson	CB		63 97%		
D Butler	CB		55 72%			R Moore	FS		62 95%	5	20%
K Langford	DE		50 66%	4	16%	J Joseph	CB		55 85%		
H Anderson	DT		47 62%	5	20%	J Simon	LB		51 78%	8	32%
T Cole	LB		37 49%	5	20%	B McKinney	LB		43 66%	3	12%
R Mathis	LB		32 42%			V Wilfork	NT		41 63%	5	20%
N Irving	LB		27 36%	5	20%	K Johnson	CB		38 58%	13	52%
C Geathers	FS		25 33%	20	80%	J Clowney	LB		34 52%	4	16%
J Newsome	LB		25 33%	7	28%	W Mercilus	LB		34 52%	1	4%
S Moore	LB		24 32%	13	52%	A Hal	SS		30 46%	21	84%
Z Kerr	NT		23 30%	10	40%	D Morris	CB		25 38%	11	44%
B Winn	DT		23 30%	10	40%	E Pleasant	FS		21 32%	13	52%
J Thomas	CB		3 4%	13	52%	C Covington	NT		8 12%		
J McNary	LB			20	80%	J Tuggle	LB		5 8%	16	64%
C Anderson	SS			20	80%	A Bouye	CB		5 8%	1	4%
W Guy	FS			15	60%	J Pagan	DE		3 5%	5	20%
P McAfee	P			14	56%	J Rolle	CB		1 2%	15	60%
G Whalen	WR			13	52%	L Ballentine	FS		1 2%	7	28%
S Prater	CB			13	52%	B Peters	LB			16	64%
M Overton	LS			8	32%	M Bullough	LB			16	64%
A Vinatieri	K			5	20%	N Novak	K			8	32%
T Herremans	G			5	20%						

S Lechler	P	7	28%
J Weeks	LS	7	28%



HOUSTON TEXANS

VS.

COLTS



Thursday, October 8, 2015 - NRG Stadium - Houston, Texas - 7:25 p.m. CT

No. Name Pos.

7	Brian Hoyer	QB
8	Nick Novak	K
9	Shane Lechler	P
10	DeAndre Hopkins	WR
11	Jaelen Strong	WR
12	Keith Mumphery	WR
13	Chandler Worthy	WR
15	Ryan Mallett	QB
18	Cecil Shorts III	WR
20	Jumal Rolle	CB
21	Darryl Morris	CB
22	Chris Polk	RB
23	Arian Foster	RB
24	Johnathan Joseph	CB
25	Kareem Jackson	CB
26	Rahim Moore	FS
27	Quintin Demps	S
28	Alfred Blue	RB
29	Andre Hal	S
30	Kevin Johnson	CB
34	A.J. Bouye	CB
35	Eddie Pleasant	SS
39	Lonnie Ballentine	S
41	Jonathan Grimes	RB
45	Jay Prosch	FB
46	Jon Weeks	LS
48	Kourtnei Brown	OLB
50	Akeem Dent	ILB
51	John Simon	OLB
52	Brian Peters	ILB
53	Max Bullough	ILB
55	Benardrick McKinney	ILB
56	Brian Cushing	ILB
57	Justin Tuggle	ILB
59	Whitney Mercilus	OLB
60	Ben Jones	C
63	Kendall Lamm	T
65	Greg Mancz	C
71	Xavier Su'a-Filo	G
72	Derek Newton	T
74	Chris Clark	T
75	Vince Wilfork	NT
76	Duane Brown	T
78	Oday Aboushi	G
79	Brandon Brooks	G
85	Nate Washington	WR
87	C.J. Fiedorowicz	TE
88	Garrett Graham	TE
90	Jadeveon Clowney	OLB
93	Jared Crick	DE
95	Christian Covington	NT
97	Jeffrey Pagan	DE
99	J.J. Watt	DE

Texans Offense

WR	10 DeAndre Hopkins	18 Cecil Shorts III	<u>13 Chandler Worthy</u>
LT	76 Duane Brown	74 Chris Clark	
LG	78 Oday Aboushi	71 Xavier Su'a-Filo	
C	60 Ben Jones	<u>65 Greg Mancz</u>	
RG	79 Brandon Brooks	71 Xavier Su'a-Filo	
RT	72 Derek Newton	<u>63 Kendall Lamm</u>	
TE	87 C.J. Fiedorowicz	88 Garrett Graham	
WR	85 Nate Washington	<u>12 Keith Mumphery</u>	<u>11 Jaelen Strong</u>
QB	15 Ryan Mallett	7 Brian Hoyer	
FB	45 Jay Prosch		
RB	23 Arian Foster	28 Alfred Blue	41 Jonathan Grimes
		22 Chris Polk	

Colts Defense

DE	90 Kendall Langford		
NT	<u>54 David Parry</u>	94 Zach Kerr	
DT	<u>96 Henry Anderson</u>	<u>67 T.Y. McGill</u>	99 Billy Winn
SLB	93 Erik Walden	92 Bjoern Werner	
Mike	52 D'Qwell Jackson	51 Sio Moore	
Will	50 Jerrell Freeman	55 Nate Irving	57 Josh McNary
Rush	58 Trent Cole	91 Jonathan Newsome	98 Robert Mathis
LCB	28 Greg Toler	25 Jalil Brown	35 Josh Thomas
SS	29 Mike Adams	32 Colt Anderson	
FS	33 Dwight Lowery	<u>42 Clayton Geathers</u>	27 Winston Guy
RCB	21 Vontae Davis	20 Darius Butler	

Texans Specialists

PK	8 Nick Novak		
P	9 Shane Lechler		
LS	46 Jon Weeks		
KR	27 Quintin Demps	<u>12 Keith Mumphery</u>	
PR	18 Cecil Shorts III	<u>12 Keith Mumphery</u>	<u>13 Chandler Worthy</u>

Rookies underlined

Texans Pronunciation

Oday Aboushi	OH-day ah-BOO-she
Lonnie Ballentine	Bal-en-TINE
A.J. Bouye	boy-YAY
Reshard Cliett	reh-SHARD KLY-ett
Jadeveon Clowney	juh-DEV-ee-uhn
C.J. Fiedorowicz	feh-DOR-uh-wits
DeAndre Hopkins	D-Andre
Greg Mancz	MANTS
Whitney Mercilus	MER-sih-lus
Jay Prosch	PRAWSH
Xavier Su'a-Filo	SOO-ah-fee-lo

Texans Defense

RDE	99 J.J. Watt	97 Jeffrey Pagan	
NT	75 Vince Wilfork	<u>95 Christian Covington</u>	
LDE	93 Jared Crick	97 Jeffrey Pagan	
SAM	59 Whitney Mercilus	48 Kourtnei Brown	
MIKE	56 Brian Cushing	<u>55 Benardrick McKinney</u>	53 Max Bullough
WILL	50 Akeem Dent	57 Justin Tuggle	52 Brian Peters
JACK	90 Jadeveon Clowney	51 John Simon	
LCB	25 Kareem Jackson	<u>30 Kevin Johnson</u>	21 Darryl Morris
RCB	24 Johnathan Joseph	34 A.J. Bouye	20 Jumal Rolle
FS	26 Rahim Moore	35 Eddie Pleasant	39 Lonnie Ballentine
SS	27 Quintin Demps	29 Andre Hal	

Colts Offense

WR	81 Andre Johnson	10 Donte Moncrief	
LT	74 Anthony Castonzo	76 Joe Reitz	
LG	60 Lance Louis	69 Hugh Thornton	
C	62 Khaled Holmes	72 Jonothan Harrison	
RG	79 Todd Herremans		
RT	75 Jack Mewhort	<u>71 Denzelle Good</u>	
TE	83 Dwayne Allen	84 Jack Doyle	
WR	13 T.Y. Hilton	<u>15 Phillip Dorsett</u>	17 Griff Whalen
QB	12 Andrew Luck	8 Matt Hasselbeck	
TE	80 Coby Fleener		
RB	23 Frank Gore	<u>34 Josh Robinson</u>	<u>38 Tyler Varga</u>
			37 Zurlon Tipton

Colts Specialists

P	1 Pat McAfee		
PK	4 Adam Vinatieri		
H	1 Pat McAfee		
LS	45 Matt Overton		
KR	10 Donte Moncrief	<u>38 Tyler Varga</u>	<u>34 Josh Robinson</u>
PR	<u>15 Phillip Dorsett</u>	13 T.Y. Hilton	10 Donte Moncrief

Rookies underlined

TODAY'S OFFICIALS

Referee	Terry McAulay (77)
Umpire	Bryan Neale (92)
Head Linesman	Kent Payne (79)
Line Judge	Tom Stephan (68)
Field Judge	Michael Banks (72)
Side Judge	Jonah Monroe (120)
Back Judge	Greg Steed (12)
Replay Official	Earnie Frantz
Replay Assistant	Jimmy Oldham
Supervisor	Neely Dunn

Colts Pronunciation

Clayton Geathers	Geh-thers
Todd Herremans	HARE-uh-mens
Khaled Holmes	CALL-id
Jack Mewhort	MYOU-hort
Donte Moncrief	MON-creef
Sio Moore	SEE-o
Joe Reitz	RIGHTS
Adam Vinatieri	vin-uh-TARE-ee
Bjoern Werner	bee-YORN VERN-er

No. Name Pos.

1	Pat McAfee	P
4	Adam Vinatieri	K
8	Matt Hasselbeck	QB
10	Donte Moncrief	WR
12	Andrew Luck	QB
13	T.Y. Hilton	WR
15	Phillip Dorsett	WR
17	Griff Whalen	WR
20	Darius Butler	CB
21	Vontae Davis	CB
23	Frank Gore	RB
25	Jalil Brown	CB
27	Winston Guy	S
28	Greg Toler	CB
29	Mike Adams	S
32	Colt Anderson	S
33	Dwight Lowery	S
34	Josh Robinson	RB
35	Josh Thomas	CB
37	Zurlon Tipton	RB
38	Tyler Varga	RB
42	Clayton Geathers	S
45	Matt Overton	LS
50	Jerrell Freeman	ILB
51	Sio Moore	ILB
52	D'Qwell Jackson	ILB
54	David Parry	DT
55	Nate Irving	ILB
57	Josh McNary	ILB
58	Trent Cole	OLB
60	Lance Louis	G
62	Khaled Holmes	C/G
67	T.Y. McGill	DT
69	Hugh Thornton	G
71	Denzelle Good	T
72	Jonothan Harrison	C
74	Anthony Castonzo	T
75	Jack Mewhort	T/G
76	Joe Reitz	G
79	Todd Herremans	G
80	Coby Fleener	TE
81	Andre Johnson	WR
83	Dwayne Allen	TE
84	Jack Doyle	TE
90	Kendall Langford	DE
91	Jonathan Newsome	OLB
92	Bjoern Werner	OLB
93	Erik Walden	OLB
94	Zach Kerr	NT
96	Henry Anderson	DT
98	Robert Mathis	OLB
99	Billy Winn	DT

TEXANS		
No.	Name	Pos.
78	Aboushi, Oday	G
39	Ballentine, Lonnie	S
28	Blue, Alfred	RB
34	Bouye, A.J.	CB
79	Brooks, Brandon	G
76	Brown, Duane	T
48	Brown, Kourtnei	OLB
53	Bullough, Max	ILB
74	Clark, Chris	T
90	Clowney, Jadeveon	OLB
95	Covington, Christian	NT
93	Crick, Jared	DE
56	Cushing, Brian	ILB
27	Demps, Quintin	S
50	Dent, Akeem	ILB
87	Fiedorowicz, C.J.	TE
23	Foster, Arian	RB
88	Graham, Garrett	TE
41	Grimes, Jonathan	RB
29	Hal, Andre	S
10	Hopkins, DeAndre	WR
7	Hoyer, Brian	QB
25	Jackson, Kareem	CB
30	Johnson, Kevin	CB
60	Jones, Ben	C
24	Joseph, Johnathan	CB
63	Lamm, Kendall	T
9	Lechler, Shane	P
15	Mallett, Ryan	QB
65	Mancz, Greg	C
55	McKinney, Benardrick	ILB
59	Mercilus, Whitney	OLB
26	Moore, Rahim	FS
21	Morris, Darryl	CB
12	Mumphery, Keith	WR
72	Newton, Derek	T
8	Novak, Nick	K
97	Pagan, Jeffery	DE
52	Peters, Brian	ILB
35	Pleasant, Eddie	SS
22	Polk, Chris	RB
45	Prosch, Jay	FB
20	Rolle, Jumal	CB
18	Shorts III, Cecil	WR
51	Simon, John	OLB
11	Strong, Jaelen	WR
71	Su'a-Filo, Xavier	G
57	Tuggle, Justin	ILB
85	Washington, Nate	WR
99	Watt, J.J.	DE
46	Weeks, Jon	LS
75	Wilfork, Vince	NT
13	Worthy, Chandler	WR

RESERVE/INJURED - DESIGNATED FOR RETURN		
77	Quessenberry, David	G
84	Griffin, Ryan	TE
RESERVE/INJURED		
70	Adams, Jeff	T
58	Cliett, Reshard	ILB
81	Denham, Anthony	TE
89	McFarland, Mike	TE
54	Mohamed, Mike	ILB
3	Savage, Tom	QB
62	Slade, Chad	G
44	Thompson, Carlos	OLB

HOUSTON TEXANS							
NO.	NAME	POS.	HT.	WT.	AGE	EXP.	COLLEGE
7	Brian Hoyer	QB	6-2	215	29	7	Michigan State
8	Nick Novak	K	6-0	198	34	8	Maryland
9	Shane Lechler	P	6-2	237	39	16	Texas A&M
10	DeAndre Hopkins	WR	6-1	218	23	3	Clemson
11	Jaelen Strong	WR	6-2	217	21	R	Arizona State
12	Keith Mumphery	WR	6-0	215	23	R	Michigan State
13	Chandler Worthy	WR	5-9	173	22	R	Troy
15	Ryan Mallett	QB	6-6	245	27	5	Arkansas
18	Cecil Shorts III	WR	6-0	202	27	5	Mount Union
20	Jumal Rolle	CB	6-0	188	25	2	Catawba
21	Darryl Morris	CB	5-10	188	25	3	Texas State
22	Chris Polk	RB	5-11	222	25	4	Washington
23	Arian Foster	RB	6-1	227	29	7	Tennessee
24	Johnathan Joseph	CB	5-11	188	31	10	South Carolina
25	Kareem Jackson	CB	5-10	188	27	6	Alabama
26	Rahim Moore	FS	6-1	195	25	5	UCLA
27	Quintin Demps	S	5-11	208	30	8	UTEP
28	Alfred Blue	RB	6-2	223	24	2	LSU
29	Andre Hal	S	5-10	188	23	2	Vanderbilt
30	Kevin Johnson	CB	6-0	188	23	R	Wake Forest
34	A.J. Bouye	CB	6-0	191	24	3	Central Florida
35	Eddie Pleasant	SS	5-10	210	26	3	Oregon
39	Lonnie Ballentine	S	6-3	215	22	2	Memphis
41	Jonathan Grimes	RB	5-10	209	25	3	William & Mary
45	Jay Prosch	FB	6-1	256	23	2	Auburn
46	Jon Weeks	LS	5-10	246	29	6	Baylor
48	Kourtnei Brown	OLB	6-4	253	27	1	Clemson
50	Akeem Dent	ILB	6-1	239	28	5	Georgia
51	John Simon	OLB	6-1	252	24	3	Ohio State
52	Brian Peters	ILB	6-4	235	26	1	Northwestern
53	Max Bullough	ILB	6-3	249	23	1	Michigan State
55	Benardrick McKinney	ILB	6-4	246	22	R	Mississippi State
56	Brian Cushing	ILB	6-3	249	28	7	Southern California
57	Justin Tuggle	ILB	6-3	249	25	3	Kansas State
59	Whitney Mercilus	OLB	6-4	258	25	4	Illinois
60	Ben Jones	C	6-3	308	26	4	Georgia
63	Kendall Lamm	T	6-6	305	23	R	Appalachian State
65	Greg Mancz	C	6-4	301	23	R	Toledo
71	Xavier Su'a-Filo	G	6-4	307	24	2	UCLA
72	Derek Newton	T	6-6	313	27	5	Arkansas State
74	Chris Clark	T	6-5	305	30	7	Southern Mississippi
75	Vince Wilfork	NT	6-2	325	33	12	Miami (Fla.)
76	Duane Brown	T	6-4	303	29	8	Virginia Tech
78	Oday Aboushi	G	6-5	308	24	3	Virginia
79	Brandon Brooks	G	6-5	335	26	4	Miami (Ohio)
85	Nate Washington	WR	6-1	183	32	11	Tiffin
87	C.J. Fiedorowicz	TE	6-5	265	23	2	Iowa
88	Garrett Graham	TE	6-3	243	29	6	Wisconsin
90	Jadeveon Clowney	OLB	6-5	266	22	2	South Carolina
93	Jared Crick	DE	6-4	285	26	4	Nebraska
95	Christian Covington	NT	6-2	289	21	R	Rice
97	Jeffrey Pagan	DE	6-3	310	22	2	Alabama
99	J.J. Watt	DE	6-5	289	26	5	Wisconsin

HEAD COACH: Bill O'Brien

ASSISTANT COACHES: Romeo Crennel (Defensive Coordinator); George Godsey (Offensive Coordinator); Bob Ligashesky (Special Teams Coordinator); Brian Bell (Assistant Strength and Conditioning); Jim Bernhardt (Director of Football Research); John Butler (Secondary); Doug Colman (Assistant Special Teams); Mike Devlin (Offensive Line); Craig Fitzgerald (Head Strength and Conditioning); Sean Hayes (Assistant Strength and Conditioning); Stan Hixon (Wide Receivers); Tim Kelly (Offensive Quality Control); Pat O'Hara (Offensive Assistant); Will Lawing (Defensive Quality Control); Charles London (Running Backs); Anthony Midget (Assistant Secondary); Pat O'Hara (Offensive Assistant); Paul Pasqualoni (Defensive Line); John Perry (Tight Ends); Anthony Pleasant (Defensive Assistant); Mike Vrabel (Linebackers).

INDIANAPOLIS COLTS							
NO.	NAME	POS.	HT.	WT.	AGE	EXP.	COLLEGE
1	Pat McAfee	P	6-1	233	28	7	West Virginia
4	Adam Vinatieri	K	6-0	206	42	20	South Dakota State
8	Matt Hasselbeck	QB	6-4	235	40	17	Boston College
10	Donte Moncrief	WR	6-2	222	22	2	Mississippi
12	Andrew Luck	QB	6-4	240	26	4	Stanford
13	T.Y. Hilton	WR	5-9	180	25	4	Florida International
15	Phillip Dorsett	WR	5-10	185	22	R	Miami (FL)
17	Griff Whalen	WR	5-11	190	25	4	Stanford
20	Darius Butler	CB	5-10	188	29	7	Connecticut
21	Vontae Davis	CB	5-11	207	27	7	Illinois
23	Frank Gore	RB	5-9	217	32	11	Miami (FL)
25	Jalil Brown	CB	6-1	210	27	5	Colorado
27	Winston Guy	S	6-1	220	25	3	Kentucky
28	Greg Toler	CB	6-0	190	30	7	St. Paul's
29	Mike Adams	S	5-11	205	34	12	Delaware
32	Colt Anderson	S	5-10	195	29	6	Montana
33	Dwight Lowery	S	5-11	212	29	8	San Jose State
34	Josh Robinson	RB	5-8	221	23	R	Mississippi State
35	Josh Thomas	CB	5-11	185	26	5	Buffalo
37	Zurlon Tipton	RB	6-0	230	25	2	Central Michigan
38	Tyler Varga	RB	5-11	225	22	R	Yale
42	Clayton Geathers	S	6-2	215	23	R	Central Florida
45	Matt Overton	LS	6-1	243	30	4	Western Washington
50	Jerrell Freeman	ILB	6-0	240	29	4	Mary Hardin-Baylor
51	Sio Moore	ILB	6-1	245	25	3	Connecticut
52	D'Qwell Jackson	ILB	6-0	242	32	10	Maryland
54	David Parry	DT	6-2	310	23	R	Stanford
55	Nate Irving	ILB	6-1	253	27	5	North Carolina State
57	Josh McNary	ILB	6-0	251	27	2	Army
58	Trent Cole	OLB	6-3	270	33	11	Cincinnati
60	Lance Louis	G	6-3	323	30	6	San Diego State
62	Khaled Holmes	C/G	6-3	309	25	3	USC
67	T.Y. McGill	DT	6-0	299	22	R	North Carolina State
69	Hugh Thornton	G	6-3	324	24	3	Illinois
71	Denzelle Good	T	6-5	340	24	R	Mars Hill
72	Jonotthan Harrison	C	6-4	308	24	2	Florida
74	Anthony Castonzo	T	6-7	311	27	5	Boston College
75	Jack Mewhort	T/G	6-6	312	24	2	Ohio State
76	Joe Reitz	G	6-7	323	30	5	Western Michigan
79	Todd Herremans	G	6-6	323	32	11	Saginaw Valley State
80	Coby Fleener	TE	6-6	251	27	4	Stanford
81	Andre Johnson	WR	6-3	229	34	13	Miami (FL)
83	Dwayne Allen	TE	6-3	265	25	4	Clemson
84	Jack Doyle	TE	6-6	267	25	3	Western Kentucky
90	Kendall Langford	DE	6-6	305	29	8	Hampton
91	Jonathan Newsome	OLB	6-3	247	24	2	Ball State
92	Bjoern Werner	OLB	6-3	255	25	3	Florida State
93	Erik Walden	OLB	6-2	250	30	8	Middle Tennessee St.
94	Zach Kerr	NT	6-2	334	25	2	Delaware
96	Henry Anderson	DT	6-6	300	24	R	Stanford
98	Robert Mathis	OLB	6-2	245	34	13	Alabama A&M
99	Billy Winn	DT	6-4	300	26	4	Boise State

HEAD COACH: Chuck Pagano

ASSISTANT COACHES: Pep Hamilton (Offensive Coordinator), Greg Manusky (Defensive Coordinator), Tom McMahon (Special Teams Coordinator), Roy Anderson (Safeties Coach), Tim Berbenich (Defensive Assistant), Brant Boyer (Assistant Special Teams Coach), Clyde Christensen (Quarterbacks Coach), Rob Chudzinski (Associate Head Coach), Gary Emanuel (Defensive Line Coach), Jeff Fitzgerald (Linebackers Coach), Joe Gilbert (Offensive Line Coach), Mike Gillhamer (Secondary Coach), Frank Giuffre (Offensive Quality Control Coach), Jim Hostler (Wide Receivers Coach), Richard Howell (Assistant Strength & Conditioning), Hal Hunter (Offensive Line Coach), Roger Marandino (Head Strength & Conditioning), Alfredo Roberts (Tight Ends Coach), Brad White (Outside Linebackers Coach), Charlie Williams (Running Backs Coach).

COLTS		
No.	Name	Pos.
29	Adams, Mike	S
83	Allen, Dwayne	TE
32	Anderson, Colt	S
96	Anderson, Henry	DT
25	Brown, Jaiil	CB
20	Butler, Darius	CB
74	Castonzo, Anthony	T
58	Cole, Trent	OLB
21	Davis, Vontae	CB
15	Dorsett, Phillip	WR
84	Doyle, Jack	TE
80	Fleener, Coby	TE
50	Freeman, Jerrell	ILB
42	Geathers, Clayton	S
71	Good, Denzelle	T
23	Gore, Frank	RB
27	Guy, Winston	S
72	Harrison, Jonotthan	C
8	Hasselbeck, Matt	QB
79	Herremans, Todd	G
13	Hilton, T.Y.	WR
62	Holmes, Khaled	C/G
55	Irving, Nate	ILB
52	Jackson, D'Qwell	ILB
81	Johnson, Andre	WR
94	Kerr, Zach	NT
90	Langford, Kendall	DE
60	Louis, Lance	G
33	Lowery, Dwight	S
12	Luck, Andrew	QB
98	Mathis, Robert	OLB
1	McAfee, Pat	P
67	McGill, T.Y.	DT
57	McNary, Josh	ILB
75	Mewhort, Jack	T/G
10	Moncrief, Donte	WR
51	Moore, Sio	ILB
91	Newsome, Jonathan	OLB
45	Overton, Matt	LS
54	Parry, David	DT
76	Reitz, Joe	G
34	Robinson, Josh	RB
35	Thomas, Josh	CB
69	Thornton, Hugh	G
37	Tipton, Zurlon	RB
28	Toler, Greg	CB
38	Varga, Tyler	RB
4	Vinatieri, Adam	K
93	Walden, Erik	OLB
92	Werner, Bjoern	OLB
17	Whalen, Griff	WR
99	Winn, Billy	DT

RESERVE/INJURED - DESIGNATED FOR RETURN		
30	Smith, D'Joun	CB
RESERVE/INJURED		
97	Jones, Arthur	DT
43	Mitchel, Tevin	CB
46	Mitchell, Josh	CB
44	Sylvestre, Junior	ILB

TEAM STATS

COLTS

	FIRST DOWNS				TOTAL OFF.		RUSHING		PASSING				INT BY IND		PUNTS		PUNT RETURNS		KO RETURNS		PEN.	FUM.	SCORING										
	T	R	Pa	Pe	YDS	PLYS	YDS	ATT	YDS	SKYD	ATT	COM	INT	NO	YDS	TD	NO	YDS	FC	TD	NO	YDS	TD	NO/LT	TD	TDr	TDp	Tdt	PAT	2-PT	FG	I.O.P.	
9/13	@ Buffalo				23	5	16	2	304	68	64	17		0	0	0	444.3	2	1	2	0	3	58	0	2/1	2	0	2	0	0-0	1-2	0-1	27:36
9/21	NEW YORK JETS				17	4	11	2	343	61	93	24		1	0	0	349.7	0	0	3	0	4	98	0	2/2	1	0	1	0	1-1	0-0	0-1	28:12
9/27	@ Tennessee				20	9	10	1	378	56	133	23		2	95	1	549.8	0	0	4	0	0	0	1/0	5	2	2	1	5-5	0-0	0-0	25:01	
10/4	JACKSONVILLE				22	3	14	5	326	74	60	24		0	0	0	647.8	2	16	6	0	3	72	0	3/2	1	0	1	0	1-1	0-0	3-3	34:14
10/8	@ Houston				22	6	10	6	323	59	110	30		2	48	0	349.0	2	16	0	0	2	74	0	0/0	3	1	2	0	3-3	0-0	2-2	27:33
10/18	NEW ENGLAND																																
10/25	NEW ORLEANS																																
11/2	@ Carolina																																
11/8	DENVER																																
11/22	@ Atlanta																																
11/29	TAMPA BAY																																
12/6	@ Pittsburgh																																
12/13	@ Jacksonville																																
12/20	HOUSTON																																
12/27	@ Miami																																
1/3	TENNESSEE																																
2015 Totals					104	27	61	16	1,674	318	460	118		5	143	1	21-48.0	6	33	15	0	12	302	0	8/5	12	3	8	1	10-10	1-2	5-7	27:51

3rd DOWN EFFICIENCY

9/13	@ Buffalo	8-15-53%	10/8	@ Houston	3-11-27%	11/8	DENVER
9/21	NEW YORK JETS	6-14-43%	10/18	NEW ENGLAND		11/22	@ Atlanta
9/27	@ Tennessee	4-11-36%	10/25	NEW ORLEANS		11/29	TAMPA BAY
10/4	JACKSONVILLE	7-15-47%	11/2	@ Carolina		12/6	@ Pittsburgh

12/13 @ Jacksonville

12/20 HOUSTON

12/27 @ Miami

1/3 TENNESSEE

OPPONENTS

	FIRST DOWNS				TOTAL OFF.		RUSHING		PASSING				INT BY OPP.		PUNTS		PUNT RETURNS		KO RETURNS		PEN.	FUM.	SCORING																																																																																																																																																																																																																																																																																																																																																																																																																																																																																																																																																																																																																																																																																																																																																																																																																																																																																																																																																																																																																																																																																																																																														
	T	R	Pa	Pe	YDS	PLYS	YDS	ATT	YDS	SK/YD	ATT	COM	INT	NO	YDS	TD	NO	YDS	FC	TD	NO	YDS	TD	NO	YDS	TD	NO	YDS	TD	NO	YDS	TD	NO	YDS	TD	NO	YDS	TD	NO	YDS	TD	NO	YDS	TD	NO	YDS	TD	NO	YDS	TD	NO	YDS	TD	NO	YDS	TD	NO	YDS	TD	NO	YDS	TD	NO	YDS	TD	NO	YDS	TD	NO	YDS	TD	NO	YDS	TD	NO	YDS	TD	NO	YDS	TD	NO	YDS	TD	NO	YDS	TD	NO	YDS	TD	NO	YDS	TD	NO	YDS	TD	NO	YDS	TD	NO	YDS	TD	NO	YDS	TD	NO	YDS	TD	NO	YDS	TD	NO	YDS	TD	NO	YDS	TD	NO	YDS	TD	NO	YDS	TD	NO	YDS	TD	NO	YDS	TD	NO	YDS	TD	NO	YDS	TD	NO	YDS	TD	NO	YDS	TD	NO	YDS	TD	NO	YDS	TD	NO	YDS	TD	NO	YDS	TD	NO	YDS	TD	NO	YDS	TD	NO	YDS	TD	NO	YDS	TD	NO	YDS	TD	NO	YDS	TD	NO	YDS	TD	NO	YDS	TD	NO	YDS	TD	NO	YDS	TD	NO	YDS	TD	NO	YDS	TD	NO	YDS	TD	NO	YDS	TD	NO	YDS	TD	NO	YDS	TD	NO	YDS	TD	NO	YDS	TD	NO	YDS	TD	NO	YDS	TD	NO	YDS	TD	NO	YDS	TD	NO	YDS	TD	NO	YDS	TD	NO	YDS	TD	NO	YDS	TD	NO	YDS	TD	NO	YDS	TD	NO	YDS	TD	NO	YDS	TD	NO	YDS	TD	NO	YDS	TD	NO	YDS	TD	NO	YDS	TD	NO	YDS	TD	NO	YDS	TD	NO	YDS	TD	NO	YDS	TD	NO	YDS	TD	NO	YDS	TD	NO	YDS	TD	NO	YDS	TD	NO	YDS	TD	NO	YDS	TD	NO	YDS	TD	NO	YDS	TD	NO	YDS	TD	NO	YDS	TD	NO	YDS	TD	NO	YDS	TD	NO	YDS	TD	NO	YDS	TD	NO	YDS	TD	NO	YDS	TD	NO	YDS	TD	NO	YDS	TD	NO	YDS	TD	NO	YDS	TD	NO	YDS	TD	NO	YDS	TD	NO	YDS	TD	NO	YDS	TD	NO	YDS	TD	NO	YDS	TD	NO	YDS	TD	NO	YDS	TD	NO	YDS	TD	NO	YDS	TD	NO	YDS	TD	NO	YDS	TD	NO	YDS	TD	NO	YDS	TD	NO	YDS	TD	NO	YDS	TD	NO	YDS	TD	NO	YDS	TD	NO	YDS	TD	NO	YDS	TD	NO	YDS	TD	NO	YDS	TD	NO	YDS	TD	NO	YDS	TD	NO	YDS	TD	NO	YDS	TD	NO	YDS	TD	NO	YDS	TD	NO	YDS	TD	NO	YDS	TD	NO	YDS	TD	NO	YDS	TD	NO	YDS	TD	NO	YDS	TD	NO	YDS	TD	NO	YDS	TD	NO	YDS	TD	NO	YDS	TD	NO	YDS	TD	NO	YDS	TD	NO	YDS	TD	NO	YDS	TD	NO	YDS	TD	NO	YDS	TD	NO	YDS	TD	NO	YDS	TD	NO	YDS	TD	NO	YDS	TD	NO	YDS	TD	NO	YDS	TD	NO	YDS	TD	NO	YDS	TD	NO	YDS	TD	NO	YDS	TD	NO	YDS	TD	NO	YDS	TD	NO	YDS	TD	NO	YDS	TD	NO	YDS	TD	NO	YDS	TD	NO	YDS	TD	NO	YDS	TD	NO	YDS	TD	NO	YDS	TD	NO	YDS	TD	NO	YDS	TD	NO	YDS	TD	NO	YDS	TD	NO	YDS	TD	NO	YDS	TD	NO	YDS	TD	NO	YDS	TD	NO	YDS	TD	NO	YDS	TD	NO	YDS	TD	NO	YDS	TD	NO	YDS	TD	NO	YDS	TD	NO	YDS	TD	NO	YDS	TD	NO	YDS	TD	NO	YDS	TD	NO	YDS	TD	NO	YDS	TD	NO	YDS	TD	NO	YDS	TD	NO	YDS	TD	NO	YDS	TD	NO	YDS	TD	NO	YDS	TD	NO	YDS	TD	NO	YDS	TD	NO	YDS	TD	NO	YDS	TD	NO	YDS	TD	NO	YDS	TD	NO	YDS	TD	NO	YDS	TD	NO	YDS	TD	NO	YDS	TD	NO	YDS	TD	NO	YDS	TD	NO	YDS	TD	NO	YDS	TD	NO	YDS	TD	NO	YDS	TD	NO	YDS	TD	NO	YDS	TD	NO	YDS	TD	NO	YDS	TD	NO	YDS	TD	NO	YDS	TD	NO	YDS	TD	NO	YDS	TD	NO	YDS	TD	NO	YDS	TD	NO	YDS	TD	NO	YDS	TD	NO	YDS	TD	NO	YDS	TD	NO	YDS	TD	NO	YDS	TD	NO	YDS	TD	NO	YDS	TD	NO	YDS	TD	NO	YDS	TD	NO	YDS	TD	NO	YDS	TD	NO	YDS	TD	NO	YDS	TD	NO	YDS	TD	NO	YDS	TD	NO	YDS	TD	NO	YDS	TD	NO	YDS	TD	NO	YDS	TD	NO	YDS	TD	NO	YDS	TD	NO	YDS	TD	NO	YDS	TD	NO	YDS	TD	NO	YDS	TD	NO	YDS	TD	NO	YDS	TD	NO	YDS	TD	NO	YDS	TD	NO	YDS	TD	NO	YDS	TD	NO	YDS	TD	NO	YDS	TD	NO	YDS	TD	NO	YDS	TD	NO	YDS	TD	NO	YDS	TD	NO	YDS	TD	NO	YDS	TD	NO	YDS	TD	NO	YDS	TD	NO	YDS	TD	NO	YDS	TD	NO	YDS	TD	NO	YDS	TD	NO	YDS	TD	NO	YDS	TD	NO	YDS	TD	NO	YDS	TD	NO	YDS	TD	NO	YDS	TD	NO	YDS	TD	NO	YDS	TD	NO	YDS	TD	NO	YDS	TD	NO	YDS	TD	NO	YDS	TD	NO	YDS	TD	NO	YDS	TD	NO	YDS	TD	NO	YDS	TD	NO	YDS	TD	NO	YDS	TD	NO	YDS	TD	NO	YDS	TD	NO	YDS	TD	NO	YDS	TD	NO	YDS	TD	NO	YDS	TD	NO	YDS	TD	NO	YDS	TD	NO	YDS	TD	NO	YDS	TD	NO	YDS	TD	NO	YDS	TD	NO	YDS	TD	NO	YDS	TD	NO	YDS	TD	NO	YDS	TD	NO	YDS	TD	NO	YDS	TD	NO	YDS	TD	NO	YDS	TD	NO	YDS	TD	NO	YDS	TD	NO	YDS	TD	NO	YDS	TD	NO	YDS	TD	NO	YDS	TD	NO	YDS	TD	NO	YDS	TD	NO	YDS	TD	NO	YDS	TD	NO	YDS	TD	NO	YDS	TD	NO	YDS	TD	NO	YDS	TD	NO	YDS	TD	NO	YDS	TD	NO	YDS	TD	NO	YDS	TD	NO	YDS	TD	NO	YDS	TD	NO	YDS	TD	NO	YDS	TD	NO	YDS	TD	NO	YDS	TD	NO	YDS	TD	NO	YDS	TD	NO	YDS	TD	NO	YDS	TD	NO	YDS	TD	NO	YDS	TD	NO	YDS	TD	NO	YDS	TD	NO	YDS	TD	NO	YDS	TD	NO	YDS	TD	NO	YDS	TD	NO	YDS	TD	NO	YDS	TD	NO	YDS	TD	NO	YDS	TD	NO	YDS	TD	NO	YDS	TD	NO	YDS	TD	NO	YDS	TD	NO	YDS	TD	NO	YDS	TD	NO	YDS	TD	NO	YDS	TD	NO	YDS	TD	NO	YDS	TD	NO	YDS	TD	NO	YDS	TD	NO	YDS	TD	NO	YDS	TD	NO	YDS	TD	NO	YDS	TD	NO	YDS	TD	NO	YDS	TD	NO	YDS	TD	NO	YDS	TD	NO	YDS	TD	NO	YDS	TD	NO	YDS	TD	NO	YDS	TD	NO	YDS	TD	NO	YDS	TD	NO

3rd DOWN EFFICIENCY

9/13	@ Buffalo	5-13-38%	10/8	@ Houston	8-16-50%	11/8	DENVER
9/21	NEW YORK JETS	4-12-33%	10/18	NEW ENGLAND		11/22	@ Atlanta
9/27	@ Tennessee	4-13-31%	10/25	NEW ORLEANS		11/29	TAMPA BAY
10/4	JACKSONVILLE	7-18-39%	11/2	@ Carolina		12/6	@ Pittsburgh

12/13 @ Jacksonville

12/20 HOUSTON

12/27 @ Miami

1/3 TENNESSEE

* Punt number and average does not reflect blocks

TEAM SCORING BY QUARTER

	COLTS						Opponents					
	1ST	2ND	3RD	4TH	OT	TOTAL	1ST	2ND	3RD	4TH	OT	TOTAL
9/13 @ Buffalo	0	0	8	6	0	14	7	10	7	3	0	27
9/21 NY JETS	0	0	0	7	0	7	7	3	0	10	0	20
9/27 @ Tennessee	7	7	0	21	0	35	0	10	17	6	0	33
10/4 JACKSONVILLE	3	7	0	3	3	16	3	10	0	0	0	13
10/8 @ Houston	10	3	7	7	0	27	0	10	7	3	0	20
10/18 NEW ENGLAND												
10/25 NEW ORLEANS												
11/2 @ Carolina												
11/8 DENVER												
11/22 @ Atlanta												
11/29 TAMPA BAY												
12/6 @ Pittsburgh												
12/13 @ Jacksonville												
12/20 HOUSTON												
12/27 @ Miami												
1/3 TENNESSEE												
2015 TOTALS	20	17	15	44	3	99	17	43	31	22	0	113

GAME-BY-GAME SACKS

PLAYER	9/13	9/21	9/27	10/4	10/8	10/18	10/25	11/2	11/8	11/22	11/29	12/06	12/13	12/20	12/27	1/3	Total
	at BUF	NYJ	at TEN	JAX	at HOU	NE	NO	at CAR	DEN	at ATL	TB	at PIT	at JAX	HOU	at MIA	TEN	
Erik Walden	0.0-0	0.0-0	0.0-0	0.0-0	0.0-0												1.0-0
D'Qwell Jackson	0.0-0	0.0-0	0.0-0	0.0-0	0.0-0												0.0-0
Dwight Lowery	0.0-0	0.0-0	0.0-0	0.0-0	0.0-0												0.0-0
Clayton Geathers	0.0-0	0.0-0	0.0-0	0.0-0	0.0-0												0.0-0
Kendall Langford	0.0-0	0.0-0	0.0-0	1.0-9	0.0-0												1.0-9
Robert Mathis	0.0-0	0.0-0	1.0-6	0.0-0	0.0-0												1.0-6
Zach Kerr	0.0-0	0.0-0	0.0-0	0.0-0	0.0-0												0.0-0
Bjoern Werner	0.0-0	0.0-0	0.0-0	0.0-0	0.0-0												0.0-0
Henry Anderson	0.0-0	1.0-1	0.0-0	0.0-0	0.0-0												1.0-1
Billy Winn	0.0-0	0.0-0	0.0-0	0.0-0	0.0-0												0.0-0
Jerrell Freeman	0.0-0	0.0-0	1.0-8	0.0-0	0.0-0												1.0-8
Jonathan Newsome	0.0-0	0.0-0	0.0-0	0.0-0	0.0-0												0.0-0
Art Jones	0.0-0	0.0-0	0.0-0	0.0-0	0.0-0												0.0-0
Nate Irving	0.0-0	0.0-0	0.0-0	0.0-0	0.0-0												0.0-0
Greg Toler	0.0-0	0.0-0	0.0-0	0.0-0	0.0-0												0.0-0
David Parry	0.0-0	0.0-0	1.0-8	0.0-0	0.0-0												1.0-8
Team	0.0-0	0.0-0	0.0-0	0.0-0	0.0-0												0.0-0
Total	0.0-0	1.0-1	3.0-22	1.0-9	1.0-0												6.0-32

GAME-BY-GAME INTERCEPTIONS

PLAYER	9/13	9/21	9/27	10/4	10/8	10/18	10/25	11/2	11/8	11/22	11/29	12/06	12/13	12/20	12/27	1/3	Total
	at BUF	NYJ	at TEN	JAX	at HOU	NE	NO	at CAR	DEN	at ATL	TB	at PIT	at JAX	HOU	at MIA	TEN	
Greg Toler	0-0	0-0	0-0	0-0	0-0												0-0
Vontae Davis	0-0	0-0	0-0	0-0	0-0												0-0
Mike Adams	0-0	1-0	0-0	0-0	2-48												3-48
Darius Butler	0-0	0-0	0-0	0-0	0-0												0-0
Jalil Brown	0-0	0-0	0-0	0-0	0-0												0-0
Dwight Lowery	0-0	0-0	2-95	0-0	0-0												2-95
Total	0-0	1-0	2-95	0-0	2-48												5-143

FIRST DOWNS BY PLAYER

COLTS FIRST DOWNS			
PLAYER	RECEIVING	RUSHING	TOTAL
F. Gore	2	18	20
T. Hilton	16	0	16
D. Moncrief	13	0	13
A. Johnson	10	0	10
P. Dorsett	6	1	7
A. Luck	0	6	6
C. Fleener	6	0	6
J. Doyle	2	0	2
J. Robinson	2	0	2
D. Allen	2	0	2
T. Varga	1	0	1
G. Whalen	1	0	1
Z. Tipton	0	1	1
P. McAfee	0	1	1
TOTAL	61	27	88

INSIDE 20 EFFICIENCY

COLTS

												Score	Pts/
												Pct.	Poss
		Pos	TD	PAT	2-Pt.	FG	MFG	INT	Fum	Pts	TD%		
9/13	@ Buffalo	2	2	0	1	0	0	0	0	14	100%	100%	7.0
9/21	NY JETS	2	0	0	0	0	1	0	1	0	0%	0%	0.0
9/27	@ Tennessee	3	3	3	0	0	0	0	0	21	100%	100%	7.0
10/4	JACKSONVILLE	4	1	1	0	3	0	0	1	16	33%	100%	4.0
10/8	@ Houston	4	3	3	0	0	0	0	0	21	75.0%	75.0%	5.3
10/18	NEW ENGLAND												
10/25	NEW ORLEANS												
11/2	@ Carolina												
11/8	DENVER												
11/22	@ Atlanta												
11/29	TAMPA BAY												
12/6	@ Pittsburgh												
12/13	@ Jacksonville												
12/20	HOUSTON												
12/27	@ Miami												
1/3	TENNESSEE												
	2015 TOTALS	15	9	7	1	3	1	0	2	72	60.0%	80.0%	4.8

OPPONENTS

												Score	Pts/
												Pct.	Poss
		Pos	TD	PAT	2-Pt.	FG	MFG	INT	Fum	Pts	TD%		
9/13	@ Buffalo	1	1	0	0	0	0	0	0	7	100.0%	100%	7.0
9/21	NY JETS	3	2	2	0	1	0	0	0	17	67%	100%	5.7
9/27	@ Tennessee	6	4	3	0	2	0	0	0	33	67%	100%	5.5
10/4	JACKSONVILLE	3	1	1	0	2	0	0	0	13	33%	100%	4.3
10/8	@ Houston	3	1	1	0	1	0	1	0	10	33%	67%	3.3
10/18	NEW ENGLAND												
10/25	NEW ORLEANS												
11/2	@ Carolina												
11/8	DENVER												
11/22	@ Atlanta												
11/29	TAMPA BAY												
12/6	@ Pittsburgh												
12/13	@ Jacksonville												
12/20	HOUSTON												
12/27	@ Miami												
1/3	TENNESSEE												
	2015 TOTALS	16	9	7	0	6	0	1	0	80	56.3%	93.8%	5.0

GOAL TO GO
COLTS

		Pos	TD	PAT	2-Pt.	FG	MFG	INT	Fum	Pts	TD%	Score Pct.	Pts/ Poss
9/13	@ Buffalo	2	2	0	1	0	0	0	0	14	100%	100%	7.0
9/21	NY JETS	1	0	0	0	0	0	0	1	0	0%	0%	0.0
9/27	@ Tennessee	1	1	1	0	0	0	0	0	7	100%	100%	7.0
10/4	JACKSONVILLE	3	1	1	0	1	0	0	1	10	33.3%	66.7%	3.3
10/8	@ Houston	2	2	2	0	0	0	0	0	14	100%	100%	7.0
10/18	NEW ENGLAND												
10/25	NEW ORLEANS												
11/2	@ Carolina												
11/8	DENVER												
11/22	@ Atlanta												
11/29	TAMPA BAY												
12/6	@ Pittsburgh												
12/13	@ Jacksonville												
12/20	HOUSTON												
12/27	@ Miami												
1/3	TENNESSEE												
2015 TOTALS		9	6	4	1	1	0	0	2	45	66.7%	77.8%	5.0

OPPONENTS

		Pos	TD	PAT	2-Pt.	FG	MFG	INT	Fum	Pts	TD%	Score Pct.	Pts/ Poss
9/13	@ Buffalo	4	3	3	0	1	0	0	0	24	75%	100%	6.0
9/21	NY JETS	1	1	1	0	0	0	0	0	7	100%	100%	7.0
9/27	@ Tennessee	5	4	3	0	1	0	0	0	30	80%	100%	6.0
10/4	JACKSONVILLE	1	0	0	0	1	0	0	0	3	0%	100%	3.0
10/8	@ Houston	1	1	1	0	0	0	0	0	7	100%	100%	7.0
10/18	NEW ENGLAND												
10/25	NEW ORLEANS												
11/2	@ Carolina												
11/8	DENVER												
11/22	@ Atlanta												
11/29	TAMPA BAY												
12/6	@ Pittsburgh												
12/13	@ Jacksonville												
12/20	HOUSTON												
12/27	@ Miami												
1/3	TENNESSEE												
2015 TOTALS		12	9	8	0	3	0	0	0	71	75.0%	100%	5.9

GAME-BY-GAME STARTERS

OFFENSE		WR	LT	LG	C	RG	RT	TE	WR	WR	QB	RB
9/13	@ Buffalo	A. Johnson	A. Castonzo	L. Louis	K. Holmes	T. Herremans	J. Mewhort	D. Allen	T. Hilton	D. Moncrief	A. Luck	F. Gore
9/21	NY JETS	A. Johnson	A. Castonzo	L. Louis	K. Holmes	T. Herremans	J. Mewhort	D. Allen	T. Hilton	C. Fleener (TE)	A. Luck	F. Gore
9/27	@ Tennessee	A. Johnson	A. Castonzo	J. Mewhort	K. Holmes	H. Thornton	J. Reitz	C. Fleener	T. Hilton	D. Moncrief	A. Luck	F. Gore
10/4	JACKSONVILLE	A. Johnson	A. Castonzo	J. Mewhort	K. Holmes	H. Thornton	J. Reitz	C. Fleener	T. Hilton	D. Moncrief	M. Hasselbeck	F. Gore
10/8	@ Houston	A. Johnson	A. Castonzo	J. Mewhort	K. Holmes	H. Thornton	J. Reitz	D. Allen	T. Hilton	D. Moncrief	M. Hasselbeck	F. Gore
10/18	NEW ENGLAND											
10/25	NEW ORLEANS											
11/2	@ Carolina											
11/8	DENVER											
11/22	@ Atlanta											
11/29	TAMPA BAY											
12/6	@ Pittsburgh											
12/13	@ Jacksonville											
12/20	HOUSTON											
12/27	@ Miami											
1/3	TENNESSEE											

DEFENSE		DE	NT	DT	SLB	MIKE	WILL	RUSH	LCB	RCB	SS	FS
9/13	@ Buffalo	K. Langford	D. Parry	H. Anderson	E. Walden	D. Jackson	J. Freeman	T. Cole	D. Butler	V. Davis	M. Adams	D. Lowery
9/21	NY JETS	K. Langford	D. Parry	H. Anderson	E. Walden	D. Jackson	J. Freeman	T. Cole	J. Brown	V. Davis	M. Adams	D. Lowery
9/27	@ Tennessee	K. Langford	D. Parry	H. Anderson	E. Walden	D. Jackson	J. Freeman	J. Newsome	J. Brown	V. Davis	M. Adams	D. Lowery
10/4	JACKSONVILLE	K. Langford	D. Parry	H. Anderson	E. Walden	D. Jackson	J. Freeman	T. Cole	J. Brown	V. Davis	M. Adams	D. Lowery
10/8	@ Houston	K. Langford	D. Parry	H. Anderson	E. Walden	D. Jackson	N. Irving	T. Cole	G. Toler	V. Davis	M. Adams	D. Lowery
10/18	NEW ENGLAND											
10/25	NEW ORLEANS											
11/2	@ Carolina											
11/8	DENVER											
11/22	@ Atlanta											
11/29	TAMPA BAY											
12/6	@ Pittsburgh											
12/13	@ Jacksonville											
12/20	HOUSTON											
12/27	@ Miami											
1/3	TENNESSEE											

GAME-BY-GAME INACTIVES

9/13	@ Buffalo	V. Ballard, G. Toler, D. Smith, H. Thornton, D. Good, R. Mathis, B. Winn
9/21	NY JETS	D. Butler, G. Toler, N. Irving, T. McGill, D. Good, J. Newsome, Z. Kerr
9/27	@ Tennessee	D. Butler, G. Toler, T. Cole, L. Louis, T. McGill, D. Good, D. Allen
10/4	JACKSONVILLE	A. Luck, G. Toler, T. Varga, T. McGill, D. Good, T. Herremans, D. Allen
10/8	@ Houston	A. Luck, T. Varga, J. Freeman, L. Louis, T. McGill, D. Good, B. Werner
10/18	NEW ENGLAND	
10/25	NEW ORLEANS	
11/2	@ Carolina	
11/8	DENVER	
11/22	@ Atlanta	
11/29	TAMPA BAY	
12/6	@ Pittsburgh	
12/13	@ Jacksonville	
12/20	HOUSTON	
12/27	@ Miami	
1/3	TENNESSEE	

COLTS 3RD AND 4TH DOWN CONVERSIONS

		3rd Down			4th Down		
		Made	Att.	Effic.	Made	Att.	Effic.
9/13	@ Buffalo	8	15	53%	1	2	50%
9/21	NY JETS	6	14	43%	0	0	0%
9/27	@ Tennessee	4	11	36%	1	1	100%
10/4	JACKSONVILLE	7	15	47%	0	0	0%
10/8	@ Houston	3	11	27%	1	1	100%
10/18	NEW ENGLAND						
10/25	NEW ORLEANS						
11/2	@ Carolina						
11/8	DENVER						
11/22	@ Atlanta						
11/29	TAMPA BAY						
12/6	@ Pittsburgh						
12/13	@ Jacksonville						
12/20	HOUSTON						
12/27	@ Miami						
1/3	TENNESSEE						

OPPONENTS 3RD AND 4TH DOWN CONVERSIONS

		3rd Down			4th Down		
		Made	Att.	Effic.	Made	Att.	Effic.
9/13	@ Buffalo	5	13	38%	0	0	0%
9/21	NY JETS	4	12	33%	0	0	0%
9/27	@ Tennessee	4	13	31%	1	1	100%
10/4	JACKSONVILLE	7	18	39%	0	0	0%
10/8	@ Houston	8	16	50%	1	1	100%
10/18	NEW ENGLAND						
10/25	NEW ORLEANS						
11/2	@ Carolina						
11/8	DENVER						
11/22	@ Atlanta						
11/29	TAMPA BAY						
12/6	@ Pittsburgh						
12/13	@ Jacksonville						
12/20	HOUSTON						
12/27	@ Miami						
1/3	TENNESSEE						

3RD DOWN EFFICIENCY

		3rd Down And									
		1	2	3	4	5	6	7	8	9	10+
COLTS		4-6	4-8	1-4	2-7	3-4	4-7	1-2	3-7	0-2	6-19
OPPONENTS		2-4	3-7	4-5	3-7	3-7	2-6	1-3	3-5	0-4	7-24

KICKOFF ANALYSIS

	Opponent	No.	No. in EZ	TB	Opp. Ret	Ret. Yds.	Ret. Avg.	Out of Bounds	Onside Rec/Att
9/13	@ Buffalo	3	2	2	1	0	0.0	0	0/0
9/21	NY JETS	2	2	2	0	0	0.0	0	0/0
9/27	@ Tennessee	6	6	6	0	0	0.0	0	0/0
10/4	JACKSONVILLE	5	5	5	0	0	0.0	0	0/0
10/8	@ Houston	6	6	6	0	0	0.0	0	0/0
10/18	NEW ENGLAND								
10/25	NEW ORLEANS								
11/2	@ Carolina								
11/8	DENVER								
11/22	@ Atlanta								
11/29	TAMPA BAY								
12/6	@ Pittsburgh								
12/13	@ Jacksonville								
12/20	HOUSTON								
12/27	@ Miami								
1/3	TENNESSEE								
2015 Totals		22	21	21	1	0	0.0	0	0/0

COLTS SCORING DRIVES

Opponent	Qtr	Time Rem.	Plays	Net Yards	Poss.	How Acquired	Score Type	Scoring play
@ Buffalo	3	0:54	18	65	8:40	Kickoff	TD	D. Moncrief 2 yd. pass from A. Luck
@ Buffalo	4	5:56	9	80	2:18	Kickoff	TD	D. Allen 6 yd. pass from A. Luck
vs. New York Jets	4	10:07	8	91	3:59	Punt	TD	D. Moncrief 26 yd. pass from A. Luck
@ Tennessee	1	5:42	8	63	3:43	Punt	TD	F. Gore 1 yd. run
@ Tennessee	2	12:59	-	-	-	INT	TD	D. Lowery 69 yd. interception return
@ Tennessee	4	6:49	12	98	5:31	Punt	TD	P. Dorsett 35 yd. pass from A. Luck
@ Tennessee	4	5:53	1	11	0:06	INT	TD	D. Moncrief 11 yd. pass from A. Luck
@ Tennessee	4	2:51	5	69	2:38	Punt	TD	F. Gore 6 yd. run
vs. Jacksonville	1	4:59	12	55	5:26	Punt	FG	A. Vinatieri 54 yd. Field Goal
vs. Jacksonville	2	6:04	13	80	5:33	Kickoff	TD	C. Fleener 2 yd. pass from M. Hasselbeck
vs. Jacksonville	4	12:27	8	35	4:06	Punt	FG	A. Vinatieri 32 yd. Field Goal
vs. Jacksonville	OT	4:36	6	53	3:37	Missed FG	FG	A. Vinatieri 27 yd. Field Goal
@ Houston	1	6:28	5	26	2:05	INT	FG	A. Vinatieri 48 yd. Field Goal
@ Houston	1	1:22	6	60	2:00	Punt	TD	A. Johnson 4 yd. pass from M. Hasselbeck
@ Houston	2	7:37	13	46	6:01	Punt	FG	A. Vinatieri 42 yd. Field Goal
@ Houston	3	13:02	4	56	1:58	Kickoff	TD	F. Gore 3 yd. run
@ Houston	4	10:28	14	80	8:35	Kickoff	TD	A. Johnson 2 yd. pass from M. Hasselbeck

OPPONENTS SCORING DRIVES

Opponent	Qtr	Time Rem.	Plays	Net Yards	Poss.	How Acquired	Score Type	Scoring play
@ Buffalo	1	0:00	5	68	2:39	Punt	TD	P. Harvin 51 yd. pass from T. Taylor
@ Buffalo	2	7:49	7	43	3:22	Interception	FG	D. Carpenter 41 yd. Field Goal
@ Buffalo	2	0:20	5	58	2:22	Punt	TD	Ka. Williams 26 yd. run
@ Buffalo	3	9:34	11	80	5:26	Punt	TD	A. Dixon 1 yd. run
@ Buffalo	4	8:14	4	-1	1:30	Punt	FG	D. Carpenter 45 yd. Field Goal
vs. New York Jets	1	6:44	4	9	1:44	Interception	TD	E. Decker 6 yd. pass from R. Fitzpatrick
vs. New York Jets	2	1:51	10	54	5:12	Punt	FG	N. Folk 35 yd. Field Goal
vs. New York Jets	4	6:20	7	80	3:47	Kickoff	TD	B. Marshall 15 yd. pass from R. Fitzpatrick
vs. New York Jets	4	0:57	8	34	3:38	Interception	FG	N. Folk 46 yd. Field Goal
@ Tennessee	2	8:29	9	60	4:30	Kickoff	FG	R. Succop 38 yd. Field Goal
@ Tennessee	2	0:19	13	83	6:05	Punt	TD	K. Wright 7 yd. pass from M. Mariota
@ Tennessee	3	9:51	6	66	3:42	Punt	TD	A. Andrews 8 yd. pass from M. Mariota
@ Tennessee	3	9:36	1	3	0:05	Interception	TD	D. Green-Beckham 3 yd. pass from M. Mariota
@ Tennessee	3	3:04	8	10	3:41	Interception	FG	R. Succop 21 yd. Field Goal
@ Tennessee	4	0:47	9	80	2:04	Kickoff	TD	J. Fowler 1 yd. run
vs. Jacksonville	1	2:49	6	78	2:10	Kickoff	FG	J. Myers 20 yd. Field Goal
vs. Jacksonville	2	11:37	4	44	2:00	Fumble	TD	A. Hurns 8 yd. pass from B. Bortles
vs. Jacksonville	2	0:04	14	65	6:00	Kickoff	FG	J. Myers 32 yd. Field Goal
@ Houston	2	2:08	12	62	5:29	Kickoff	FG	N. Novak 36 yd. Field Goal
@ Houston	2	0:00	9	95	1:16	Punt	TD	J. Strong 42 yd. pass from B. Hoyer
@ Houston	3	4:03	10	90	5:05	Punt	TD	J. Strong 11 yd. pass from B. Hoyer
@ Houston	4	6:07	8	49	4:21	Kickoff	FG	N. Novak 49 yd. Field Goal

BIG PLAYS

COLTS COMPLETIONS OVER 20 YARDS

DATE	OPP	YDS	RECEIVER	PASSER	QTR
9/27	@ Tennessee	48	T. Hilton	A. Luck	1
10/8	@ Houston	43	T. Hilton	M. Hasselbeck	4
9/27	@ Tennessee	35t	P. Dorsett	A. Luck	4
9/13	@ Buffalo	30	T. Hilton	A. Luck	1
9/21	NEW YORK JETS	30	D. Moncrief	A. Luck	1
9/13	@ Buffalo	29	P. Dorsett	A. Luck	4
10/4	JACKSONVILLE	28	C. Fleener	M. Hasselbeck	OT
9/21	NEW YORK JETS	27	T. Hilton	A. Luck	4
9/21	NEW YORK JETS	26t	D. Moncrief	A. Luck	4
9/21	NEW YORK JETS	25	P. Dorsett	A. Luck	4
10/8	@ Houston	24	A. Johnson	M. Hasselbeck	3
9/21	NEW YORK JETS	24	D. Moncrief	A. Luck	3
10/8	@ Houston	23	A. Johnson	M. Hasselbeck	1
10/8	@ Houston	21	D. Allen	M. Hasselbeck	3
10/4	JACKSONVILLE	21	D. Moncrief	M. Hasselbeck	3
9/27	@ Tennessee	21	T. Hilton	A. Luck	4

COLTS RUSHES OVER 15 YARDS

DATE	OPP	YDS	RUSHER	QTR
9/27	@ Tennessee	25	F. Gore	4
10/4	JACKSONVILLE	22	F. Gore	OT
10/8	@ Houston	20	F. Gore	1
9/21	NEW YORK JETS	18	F. Gore	1
9/27	@ Tennessee	18	P. McAfee	3
9/27	@ Tennessee	18	F. Gore	2
10/8	@ Houston	15	F. Gore	4
9/27	@ Tennessee	15	A. Luck	2

*Home Games in all CAPS

OPPONENT COMPLETIONS OVER 20 YARDS

DATE	OPP	YDS	RECEIVER	PASSER	QTR
9/13	@ Buffalo	51t	P. Harvin	T. Taylor	1
10/4	JACKSONVILLE	48	A. Robinson	B. Bortles	1
10/8	@ Houston	42t	J. Strong	B. Hoyer	2
9/21	NEW YORK JETS	42	B. Marshall	R. Fitzpatrick	1
9/27	@ Tennessee	35	D. McCluster	M. Mariota	2
10/8	@ Houston	34	D. Hopkins	B. Hoyer	3
10/8	@ Houston	32	A. Foster	B. Hoyer	4
9/27	@ Tennessee	29	J. Hunter	M. Mariota	1
9/21	NEW YORK JETS	27	Q. Enunwa	R. Fitzpatrick	4
9/27	@ Tennessee	27	C. Stevens	M. Mariota	3
10/4	JACKSONVILLE	26	A. Hurns	B. Bortles	1
9/13	@ Buffalo	26	C. Clay	T. Taylor	2
9/27	@ Tennessee	26	A. Fasano	M. Mariota	2
10/8	@ Houston	24	D. Hopkins	B. Hoyer	2
9/27	@ Tennessee	24	K. Wright	M. Mariota	3
9/13	@ Buffalo	22	L. McCoy	T. Taylor	3
10/8	@ Houston	21	D. Hopkins	B. Hoyer	4
10/4	JACKSONVILLE	21	C. Harbor	B. Bortles	2
9/13	@ Buffalo	20	L. McCoy	T. Taylor	1
9/27	@ Tennessee	20	K. Wright	M. Mariota	4
9/27	@ Tennessee	20	B. Sankey	M. Mariota	3
9/21	NEW YORK JETS	20	E. Decker	R. Fitzpatrick	2

OPPONENT RUSHES OVER 15 YARDS

DATE	OPP	YDS	RUSHER	QTR
10/4	JACKSONVILLE	36	T. Yeldon	OT
9/13	@ Buffalo	31	T. Taylor	2
9/13	@ Buffalo	26t	Ka. Williams	2
9/21	NEW YORK JETS	23	B. Powell	4
9/21	NEW YORK JETS	16	C. Ivory	4
9/13	@ Buffalo	16	L. McCoy	4

WEEKLY TEAM RANKINGS

	NFL						AFC					
	OFFENSE			DEFENSE			OFFENSE			DEFENSE		
	OVERALL	RUSH	PASS	OVERALL	RUSH	PASS	OVERALL	RUSH	PASS	OVERALL	RUSH	PASS
Week 1	22/304.0	29/64.0	12/240.0	17/342.0	28/147.0	15/195.0	11/304.0	15/64.0	6/240.0	11/342.0	14/147.0	8/195.0
Week 2	22/323.5	26/78.5	13/245.0	13/343.0	T-22/124.0	13/219.0	12/323.5	13/78.5	7/245.0	8/343.0	12/124.0	6/219.0
Week 3	20/341.7	19/96.7	17/245.0	20/373.0	T-20/112.0	21/261.0	11/341.7	9/96.7	10/245.0	9/373.0	11/112.0	11/261.0
Week 4	21/337.8	26/87.5	13/250.3	26/387.5	25/119.5	23/268.0	14/337.8	13/87.5	8/250.3	12/387.5	13/119.5	11/268.0
Week 5	23/334.8	T-24/92.0	15/242.8	28/398.8	19/112.0	28/286.8	13/334.8	T-11/92.0	9/242.8	14/398.8	10/112.0	15/286.8
Week 6												
Week 7												
Week 8												
Week 9												
Week 10												
Week 11												
Week 12												
Week 13												
Week 14												
Week 15												
Week 16												
Week 17												

TURNOVERS

OPPONENT	TAKEAWAYS			GIVEAWAYS			DIFFERENCE	RESULT
	FUMBLES	INT	TOTAL	FUMBLES	INT	TOTAL		
@ Buffalo	0	0	0	1	2	3	-3	L, 27-14
NY JETS	0	1	1	2	3	5	-4	L, 20-7
@ Tennessee	0	2	2	0	2	2	E	W, 35-33
JACKSONVILLE	0	0	0	2	0	2	-2	W, 16-13
@ Houston	0	2	2	0	0	0	+2	W, 27-20
NEW ENGLAND								
NEW ORLEANS								
@ Carolina								
DENVER								
@ Atlanta								
TAMPA BAY								
@ Pittsburgh								
@ Jacksonville								
HOUSTON								
@ Miami								
TENNESSEE								

TURNOVER EXCHANGE POINT DIFFERENTIAL

	TAKEAWAY	INT	FR	SCR	TD	FG	PTS	TD%	FG%	%PTS
COLTS	5	5	0	1	2	1	17	40.0%	20.0%	60.0%
OPPONENTS	12	7	5	0	4	3	37	33.3%	30.0%	58.3%

TEAM HIGHS AND LOWS

MOST POINTS

Colts	35	@ Tennessee (9/27)
Opponents	33	@ Tennessee (9/27)

MOST POINTS IN A HALF

Colts	21	@ Tennessee (9/27)
Opponents	23	@ Tennessee (9/27)

MOST FIRST DOWNS

Colts	23	@ Buffalo (9/13)
Opponents	28	@ Tennessee (9/27)

MOST RUSHING YARDS

Colts	133	@ Tennessee (9/27)
Opponents	147	@ Buffalo (9/13)

MOST RUSHING ATTEMPTS

Colts	30	@ Houston (10/8)
Opponents	36	@ Buffalo (9/13)

MOST NET PASSING YARDS

Colts	266	JACKSONVILLE (10/4)
Opponents	362	@ Houston (10/8)

MOST PASS ATTEMPTS

Colts	49	@ Buffalo (9/13)
Opponents	50	JACKSONVILLE (10/4)

MOST PASS COMPLETIONS

Colts	30	JACKSONVILLE (10/4)
Opponents	31	@ Houston (10/8)

MOST SACKS

Colts	3.0	@ Tennessee (9/27)
Opponents	3.0	Twice, last: JACKSONVILLE (10/4)

MOST TOTAL NET YARDS

Colts	378	@ Tennessee (9/27)
Opponents	444	@ Houston (10/8)

MOST TIME OF POSSESSION

Colts	34:14	JACKSONVILLE (10/4)
Opponents	36:10	JACKSONVILLE (10/4)

MOST INTERCEPTIONS MADE

Colts	2	Twice, last: @ Houston (10/8)
Opponents	3	vs. New York Jets (9/21)

MOST PENALTIES

Colts	11	Twice, last: @ Tennessee (9/27)
Opponents	13	Twice, last: @ Houston (10/8)

MOST YARDS PENALIZED

Colts	84	NEW YORK JETS (9/21)
Opponents	125	@ Houston (10/8)

*Home games in all CAPS

FEWEST POINTS

Colts	7	vs. New York Jets (9/21)
Opponents	13	JACKSONVILLE (10/4)

FEWEST POINTS IN A HALF

Colts	0	Twice, last: NEW YORK JETS (9/21)
Opponents	0	JACKSONVILLE (10/4)

FEWEST FIRST DOWNS

Colts	17	NEW YORK JETS (9/21)
Opponents	15	@ Buffalo (9/13)

FEWEST RUSHING YARDS

Colts	60	JACKSONVILLE (10/4)
Opponents	82	@ Houston (10/8)

FEWEST RUSHING ATTEMPTS

Colts	17	@ Buffalo (9/13)
Opponents	27	Twice, last: @ Tennessee (9/27)

FEWEST NET PASSING YARDS

Colts	213	@ Houston (10/8)
Opponents	195	@ Buffalo (9/13)

FEWEST PASS ATTEMPTS

Colts	29	@ Houston (10/8)
Opponents	19	@ Buffalo (9/13)

FEWEST PASS COMPLETIONS

Colts	18	Twice, last: @ Houston (10/8)
Opponents	14	@ Buffalo (9/13)

FEWEST SACKS

Colts	0.0	@ Buffalo (9/13)
Opponents	0.0	Twice, last: @ Houston (10/8)

FEWEST TOTAL NET YARDS

Colts	304	@ Buffalo (9/13)
Opponents	342	@ Buffalo (9/13)

FEWEST TIME OF POSSESSION

Colts	25:01	@ Tennessee (9/27)
Opponents	30:56	@ Buffalo (9/13)

FEWEST INTERCEPTIONS MADE

Colts	0	Twice, last: JACKSONVILLE (10/4)
Opponents	0	Twice, last: @ Houston (10/8)

FEWEST PENALTIES

Colts	4	JACKSONVILLE (10/4)
Opponents	6	@ Tennessee (9/27)

FEWEST YARDS PENALIZED

Colts	45	JACKSONVILLE (10/4)
Opponents	55	@ Tennessee (9/27)

INDIVIDUAL HIGHS

MOST YARDS RUSHING

Colts	98	F. Gore	@ Houston (10/8)
Opponents	105	T. Yeldon	JACKSONVILLE (10/4)

MOST RUSHING TOUCHDOWNS

Colts	2	F. Gore	@ Tennessee (9/27)
Opponents	1	Three tied	Last: A. Andrews @ Tennessee (9/27)

MOST YARDS PASSING

Colts	282	M. Hasselbeck	JACKSONVILLE (10/4)
Opponents	367	M. Mariota	@ Tennessee (9/27)

MOST PASSING ATTEMPTS

Colts	49	A. Luck	@ Buffalo (9/13)
Opponents	50	B. Bortles	JACKSONVILLE (10/4)

MOST COMPLETIONS

Colts	30	M. Hasselbeck	JACKSONVILLE (10/4)
Opponents	28	B. Bortles	JACKSONVILLE (10/4)

HIGHEST COMPLETION PCT. (MIN 15 ATT)

Colts	63.8%	M. Hasselbeck	JACKSONVILLE (10/4)
Opponents	77.4%	B. Hoyer	@ Houston (10/8)

MOST TOUCHDOWN PASSES

Colts	2	Two tied	Last: M. Hasselbeck @ Tennessee (9/27)
Opponents	2	Three tied	Last: B. Hoyer @ Houston (10/8)

MOST RECEPTIONS

Colts	9	C. Fleener	JACKSONVILLE (10/4)
Opponents	11	Two tied	Last: D. Hopkins @ Houston (10/8)

MOST RECEIVING YARDS

Colts	122	D. Moncrief	NEW YORK JETS (9/21)
Opponents	169	D. Hopkins	@ Houston (10/8)

MOST TOUCHDOWN RECEPTIONS

Colts	2	A. Johnson	@ Houston (10/8)
Opponents	2	J. Strong	@ Houston (10/8)

MOST POINTS

Colts	12	Two tied	Last: A. Johnson @ Houston (10/8)
Opponents	12	J. Strong	@ Houston (10/8)

MOST SACKS

Colts	1.0	Six tied	Last: E. Walden @ Houston (10/8)
Opponents	1.5	R. Davis	JACKSONVILLE (10/4)

MOST INTERCEPTIONS

Colts	2	Two tied	Last: M. Adams @ Houston (10/8)
Opponents	1	Seven tied	Last: Z. Brown @ Tennessee (9/27)

*Home games in all CAPS

RUSHING YARDS

98	F. Gore	@ Houston (10/8)
86	F. Gore	@ Tennessee (9/27)
57	F. Gore	NEW YORK JETS (9/21)

RUSHING ATTEMPTS

22	F. Gore	@ Houston (10/8)
17	F. Gore	JACKSONVILLE (10/4)
15	F. Gore	NEW YORK JETS (9/21)

LONGEST RUSH

25	F. Gore	@ Tennessee (9/27)
22	F. Gore	JACKSONVILLE (10/4)
20	F. Gore	@ Houston (10/8)

RECEPTIONS

9	C. Fleener	JACKSONVILLE (10/4)
7	T. Hilton	JACKSONVILLE (10/4)
7	T. Hilton	@ Buffalo (9/13)
7	D. Moncrief	NEW YORK JETS (9/21)

RECEIVING YARDS

122	D. Moncrief	NEW YORK JETS (9/21)
94	T. Hilton	@ Tennessee (9/27)
88	T. Hilton	@ Buffalo (9/13)
88	T. Hilton	@ Houston (10/8)

LONGEST RECEPTION

48	T. Hilton	@ Tennessee (9/27)
43	T. Hilton	@ Houston (10/8)
35t	P. Dorsett	@ Tennessee (9/27)

PASSING ATTEMPTS

49	A. Luck	@ Buffalo (9/13)
47	M. Hasselbeck	JACKSONVILLE (10/4)
37	A. Luck	NEW YORK JETS (9/21)

PASS COMPLETIONS


30	M. Hasselbeck	JACKSONVILLE (10/4)
26	A. Luck	@ Buffalo (9/13)
21	A. Luck	NEW YORK JETS (9/21)

LONGEST KICKOFF RETURN

50	G. Whalen	@ Houston (10/8)
32	G. Whalen	JACKSONVILLE (10/4)
30	T. Varga	@ Buffalo (9/13)

LONGEST FIELD GOAL

54	A. Vinatieri	JACKSONVILLE (10/4)
48	A. Vinatieri	@ Houston (10/8)
42	A. Vinatieri	@ Houston (10/8)




Pro Bowl: 1
2014

MIKE ADAMS

29 SAFETY

5-11 205 DELAWARE



NFL Exp: 12 (2nd Year with Colts)
How Acquired: FA – 2014

Born: 3/24/81
GP/GS (Postseason): 167/94 (7/7)

CAREER TRANSACTIONS:

- Signed by the Colts as a free agent on June 16, 2014.
- Signed by the Denver Broncos as an unrestricted free agent on March 15, 2012.
- Signed by the Cleveland Browns as a free agent on April 2, 2007.
- Elevated to the San Francisco 49ers active roster on November 13, 2004.
- Signed to the 49ers practice squad on September 6, 2004.
- Waived by San Francisco on September 4, 2004.
- Signed by the 49ers as an undrafted free agent on April 28, 2004.

PRO CAREER:

- Named to his first career Pro Bowl in 2014 after tying for the NFL lead in takeaways with seven (five INT, two FR).
- In 11 seasons, has seen action in 167 career games with Indianapolis (2014), Denver (2012-13), Cleveland (2007-2011) and San Francisco (2004-06), combining for 94 starts at both safety and cornerback.
- Established a career-high with 93 tackles and tied a career-best with 11 passes defended in 2014.
- Owns 32 career takeaways in addition to contributing with 70 special teams tackles.
- Opened 16 games at free safety for Cleveland in 2011 as the Browns finished with the NFL's second-ranked pass defense (184.9 ypg.).
- Received the 2011 Dino Lucarelli Good Guy Award from the Cleveland Chapter of the Professional Football Writers' Association.

2015 (COLTS):

- Started at strong safety and finished with eight tackles (three solo) in the regular season opening loss at Buffalo (9/13).
- In a Week 2 loss against the New York Jets (9/21), started at strong safety and totaled five tackles (three solo), one interception and one pass defended. The interception was Indianapolis' first of the season. He picked off Ryan Fitzpatrick in the end zone to stall a potential touchdown.
- Compiled nine solo tackles starting at strong safety in the team's Week 3 victory at Tennessee (9/27).
- Started at strong safety in a Week 4 win against Jacksonville (10/4) and posted eight tackles (three solo) and one pass defended.
- Compiled five tackles, two interceptions and two passes defended starting at strong safety in a Week 5 victory at Houston (10/8). Notched his second interception of the season when he picked off Ryan Mallett at the 8:33 mark in the first quarter. The interception led to an Adam Vinatieri 48-yard field goal. The second interception came on a third down at the two-minute mark in the fourth quarter. The pick gave the Colts possession that they would not relinquish, ending the game six plays later. It was the fourth multiple-interception game of his career and the first since 2014 when he accomplished the feat on two occasions.

2014 (COLTS):

- In his first season with the Colts, started all 16 games at strong safety and set a career-high with 93 tackles while tying a career-best with 11 passes defended. Contributed with five interceptions, two forced fumbles and two fumble recoveries.
- Started all three postseason games and tallied 20 tackles (11 solo) and one pass defended.
- Was selected to his first career Pro Bowl.
- Made his debut with the Colts and started at strong safety in the team's regular season opener at Denver (9/7). Finished the contest with six tackles (five solo) and also added one special teams stop.
- Started at strong safety against Philadelphia (9/15) and led the secondary with seven tackles (six solo) while adding one pass defended. Topped the 500-tackle plateau for his career.
- Started at strong safety in a Week 4 victory against Tennessee (9/28) and tallied two interceptions and three passes defended. The first

QUICK HITS

Adams was named to his first career Pro Bowl following the 2014 season after tying for the NFL lead in takeaways with seven (five interceptions, two fumble recoveries). It was his highest takeaway output in his 11 NFL seasons. Adams also posted a single-season career-high with 93 tackles and tied a career-best with 11 passes defended.

pick came off of Titans quarterback Charlie Whitehurst in the second quarter and the Colts posted a field goal on the ensuing possession. The second interception came in the fourth quarter off of Zach Mettenberger to seal the victory. With two interceptions, Adams tied his single-game career-high which he originally set on Jan. 1, 2006 against Houston. His three passes defended also tied a single-game career-high which he set on three other occasions. The interceptions were the 14th and 15th of his career.

- Posted four solo tackles and one forced fumble in the team's Week 5 victory against Baltimore (10/5), making a start at strong safety. Was part of a secondary that limited the Ravens to 197 net passing yards.
- Started at strong safety in a Week 6 victory at Houston (10/9) and collected four tackles and one fumble recovery. The recovery was the eighth of his career and came in the fourth quarter following Vontae Davis' strip of Texans wide receiver Andre Johnson.
- In a Week 7 win against Cincinnati (10/19), finished with one tackle and one pass defended. Was part of a defense that allowed 135 net yards as the Colts posted their first shutout dating back to 2008.
- Finished with a season-high 11 solo tackles and one fumble recovery, starting at strong safety in a Week 8 loss at Pittsburgh (10/26). The recovery was his second of the season and the ninth of his career. Following the turnover, Indianapolis scored a touchdown three plays later to make it a one possession Steelers lead (42-34) early in the fourth quarter.
- Started at strong safety in a Week 9 victory at the New York Giants (11/3) and led the secondary with nine tackles (seven solo). Was part of a defense that held the Giants to 89 rushing yards.
- In a Week 11 loss against New England (11/16), started at strong safety and recorded his third and fourth interceptions of the season. The first interception came when he picked off Tom Brady at the 2:58 mark of the first quarter. He added his second interception at the 1:25 mark of the second quarter, which led to a Hakeem Nicks touchdown reception. Led the secondary with 11 tackles (eight solo) while adding two passes defended to go along with his two interceptions. It was his second multiple interception game of the season (two vs. Tennessee in Week 4).
- In a Week 14 win at Cleveland (12/7), started at strong safety and compiled five tackles, one interception and one pass defended. Intercepted Brian Hoyer in the end zone in the first quarter and set a new single-season career-high with his fifth pick. He also tied his single-season career-best with his 11th pass defended of the season.

SINGLE-GAME HIGHS

Tackles: 12, two times (Last: at DAL 12/21/14)
Sacks: 1.0, five times (Last: at CAR 11/11/12)
FF: 1, six times (Last: at TEN 12/28/14)
FR: 1, 11 times (Last: at PIT 10/26/14)
Int: 2, four times (Last: vs. NE 11/16/14)
PD: 3, four times (Last: vs. TEN 9/28/14)

- Started at strong safety and tied for the team lead with 12 tackles (six solo) while adding one tackle for loss in a Week 16 loss at Dallas (12/21). The 12 tackles tied his previous single-game career-high.
- In a Week 17 victory at Tennessee (12/28), started at strong safety and totaled four tackles and one forced fumble. Was part of a secondary that held the Titans to 50 net passing yards.
- In the team's AFC Wild Card Playoff contest against Cincinnati (1/4/15), started at strong safety and led the secondary with nine tackles (seven solo) while contributing with one pass defended.
- Started at strong safety in the team's AFC Divisional Playoff victory at Denver (1/11/15) and finished with two tackles. Was part of a defense that held the Broncos to 288 net yards.
- Tallied nine tackles starting at strong safety in an AFC Championship Game loss at New England (1/18/15).

2013 (BRONCOS):

- Competed in all 16 games (seven starts) and posted 64 tackles (48 solo), one interception, one fumble recovery and six passes defended.
- Started all three of Denver's postseason games and totaled 12 tackles and one pass defended.
- Tied for the team lead with six tackles and broke up Alex Smith's fourth down pass in the end zone late in the fourth quarter to seal Denver's Week 13 win at Kansas City (12/1).
- Finished second on the team with five tackles and recovered a fumble against Tennessee (12/8).
- Posted a game-high nine tackles and one interception that led to a touchdown in Week 16 at Houston (12/22).
- Ranked third on the team with six tackles in Super Bowl XLVIII against Seattle (2/2/14).

2012 (BRONCOS):

- Started all 16 games and ranked second on team with 80 tackles (60 solo) and third on the club with 11 passes defended.
- Added 1.0 sack, two forced fumbles and a team-best two fumble recoveries.
- Set a career high with 12 tackles and recovered a fumble at New England (10/7).
- Sacked Panthers quarterback Cam Newton in the end zone for his first career safety at Carolina (11/11).
- Made his playoff debut in Denver's AFC Divisional Playoff game against Baltimore (1/12/13) and made two solo stops with one pass defended.

2011 (BROWNS):

- Started all 16 games for the first time in his career and totaled 61 tackles (41 solo), a team-high three interceptions, six passes defended, one forced fumble and one fumble recovery for the league's second-ranked pass defense.
- Recorded a takeaway (two interceptions and one fumble recovery) in three consecutive games from Weeks 3-5.
- Tied a career-high with 10 tackles (six solo) and added an interception against Pittsburgh (1/1/12).

2010 (BROWNS):

- Saw action in 15 games (two starts) for Cleveland and posted 34 tackles (31 solo), 1.0 sack, two interceptions and six passes defended to go along with 10 special teams stops.
- Helped the Browns kickoff coverage unit lead the NFL by allowing just 17.8 yards per return.

2009 (BROWNS):

- Participated in 16 games (nine starts), including six at cornerback and three at safety, and totaled 61 tackles (52 solo), 1.0 sack, eight passes defended and one fumble recovery.
- Ranked fourth on the team with 10 special teams tackles.

2008 (BROWNS):

- Competed in 14 games (five starts) at strong safety and recorded 42 tackles (20 solo), two interceptions, two passes defended and one fumble recovery.
- Added four tackles on special teams.

2007 (BROWNS):

- Played in 15 games in his first season with the Browns and posted 11 tackles (nine solo) with 1.0 sack, two passes defended and one fumble recovery.
- Ranked second on the team with a career-high 18 special teams tackles.
- Placed on Injured Reserve after injuring his knee at Cincinnati (12/23).

2006 (49ERS):

- Appeared in all 16 games (eight starts) for the first time in his career and totaled 67 tackles (53 solo) and three passes defended.
- Posted 12 tackles on special teams.
- Recorded his first double-digit tackle output with 10 stops in the season opener at Arizona (9/10).

2005 (49ERS):

- Started 10-of-14 games and posted 68 tackles (55 solo), 1.0 sack, four interceptions, 10 passes defended, one forced fumble and one fumble recovery. Returned one interception 40 yards for a touchdown.
- His four interceptions tied for the team lead.
- Added three tackles on special teams.
- Made his first career start at Arizona (10/2) in Mexico City, Mexico.
- Recorded his first-career multiple-interception game in the season finale against Houston (1/1/06). Returned a pick 40 yards for a touchdown and added a takeaway in overtime to set up the team's game-winning field goal.

2004 (49ERS):

- Spent the first half of the season on the team's practice squad before being promoted to the active roster and playing in the final eight games.
- Totaled four tackles (two solo), one interception, one pass defended and one fumble recovery in addition to five special teams stops.
- Made his NFL debut against Carolina (11/14) and recovered a fumble on special teams.
- Registered his first career interception against Miami (11/28).

COLLEGE:

- Started 23-of-43 games at the University of Delaware, finishing with 213 tackles, 11 interceptions and 14 passes defended.
- Ranked 11th in school history with his 11 interceptions.
- Earned Second Team All-Atlantic 10 Conference honors as a senior team captain in 2003 while guiding the Blue Hens to the Division 1-AA National Championship.

PERSONAL:

- Attended Passaic Tech High School in Wayne, N.J., where he helped guide his team to the New Jersey Group 4 state title in 1998.
- Inducted into the Passaic Tech Hall of Fame in 2009 and had his jersey retired in 2010.
- Donated school supplies to kindergarten students of Edward W. Kilpatrick Elementary School in Paterson, N.J.



GETTING TO KNOW MIKE ADAMS

Favorite team and/or athlete: Jerry Rice

Favorite musician and/or song: Jadakiss and Jay-Z

Hobbies outside of football: Basketball and watching movies

Favorite food: Grilled chicken sandwich

Favorite vacation spot: Bahamas

Favorite movie: *Harlem Nights*

- Donated 600 winter coats for Oasis, a haven for women and children in Paterson, N.J.
- A native of Paterson, N.J.

2015 GAME-BY-GAME STATISTICS

Date/Opp.	GP	GS	Solo	Asst.	Total	Sacks	PD	FF	FR	INT	Yds	Avg.	LG	TD
9/13 @ BUF	1	1	3	1	4	0.0	0	0	0	0	0	0.0	0	0
9/21 vs. NYJ	1	1	3	2	5	0.0	1	0	0	1	0	0.0	0	0
9/27 @ TEN	1	1	9	0	9	0.0	0	0	0	0	0	0.0	0	0
10/4 vs. JAX	1	1	3	5	8	0.0	1	0	0	0	0	0.0	0	0
10/8 @ HOU	1	1	3	2	5	0.0	2	0	0	2	48	24.0	38	0
10/18 vs. NE														
10/25 vs. NO														
11/2 @ CAR														
11/8 vs. DEN														
11/22 @ ATL														
11/29 vs. TB														
12/6 @ PIT														
12/13 @ JAX														
12/20 vs. HOU														
12/27 @ MIA														
1/3 vs. TEN														
2015 TOTALS	5	5	21	10	31	0.0	4	0	0	3	48	16.0	38	0

CAREER REGULAR SEASON STATISTICS

CAREER REGUL	GP	GS	Solo	Asst.	Total	Sacks	PD	FF	FR	INT	Yds	Avg.	LG	TD
2015 IND	5	5	21	10	31	0.0	4	0	0	3	48	16.0	38	0
2014 IND	16	16	71	22	93	0.0	11	2	2	5	24	4.8	10	0
2013 DEN	16	7	45	15	60	0.0	6	0	1	1	3	3.0	3	0
2012 DEN	16	16	60	20	80	1.0	11	2	2	0	0	0.0	0	0
2011 CLE	16	16	41	20	61	0.0	6	1	1	3	33	11.0	29	0
2010 CLE	15	2	31	3	34	1.0	6	0	0	2	51	25.5	26	0
2009 CLE	16	9	52	9	61	1.0	8	0	1	0	0	0.0	0	0
2008 CLE	14	5	20	22	42	0.0	2	0	1	2	18	9.0	18	0
2007 CLE	15	0	9	2	11	1.0	2	0	0	0	0	0.0	0	0
2006 SF	16	8	53	14	67	0.0	3	0	0	0	0	0.0	0	0
2005 SF	14	10	55	13	68	1.0	10	1	1	4	36	9.0	40t	1
2004 SF	8	0	2	2	4	0.0	1	0	0	1	0	0.0	0	0
TOTAL	167	94	460	152	612	5.0	70	6	9	21	213	10.1	40t	1

CAREER POSTSEASON STATISTICS

Year	GP	GS	Solo	Asst.	Total	Sacks	PD	FF	FR	INT	Yds	Avg.	LG	TD
2014 IND	3	3	11	9	20	0.0	1	0	0	0	0	0.0	0	0
2013 DEN	3	3	12	0	12	0.0	1	0	0	0	0	0.0	0	0
2012 DEN	1	1	2	0	2	0.0	1	0	0	0	0	0.0	0	0
TOTAL	7	7	25	9	34	0.0	3	0	0	0	0	0.0	0	0


SPECIAL TEAMS TACKLES: 70 (2014 - 1, 2013 - 3, 2011 - 3, 2010 - 12, 2009 - 10, 2008 - 4, 2007 - 18, 2006 - 12, 2005 - 3, 2004 - 4)

ADDITIONAL STATISTICS: Two special teams fumble recoveries (2004 and 2007) and one special teams forced fumble (2005).
One safety at Carolina (2012).



DWAYNE ALLEN

83 TIGHT END
6-3 265 CLEMSON



NFL Exp: 4 (4th Year with Colts)

Born: 2/24/90

How Acquired: D3 – 2012 (64th overall)

GP/GS (Postseason): 33/33 (4/3)

CAREER TRANSACTIONS:

- Selected by the Colts in the third round (64th overall) of the 2012 NFL Draft.

PRO CAREER:

- In 2014, Allen and Coby Fleener became the first tight end duo on the same team to each record eight touchdowns apiece in a single season in NFL history.
- Set a Colts rookie record for tight ends with 45 receptions, breaking Ken Dilger's mark of 42 set in 1995.
- Led all NFL rookie tight ends with 45 receptions for 521 yards in 2012.
- Was the recipient of Indianapolis' 2014 Ed Block Courage Award.

2015 (COLTS):

- Caught three passes for 17 yards and one touchdown in a season opening loss at Buffalo (9/13). The touchdown was the 13th of his career as he's reached the end zone in each of his last three season openers.
- Started at tight end in a Week 2 loss against the New York Jets (9/21), but did not record a catch. Left the game after the first half with an ankle injury.
- Listed as inactive for the team's Week 3 victory at Tennessee (9/27).
- Was inactive for a Week 4 win against Jacksonville (10/4).
- Caught one pass for 21 yards starting at tight end in a Week 5 win at Houston (10/8).

2014 (COLTS):

- Started all 13 games he participated in and totaled 29 receptions for 395 yards and eight touchdowns. His eight touchdowns are tied for the fourth-most by a tight end in a single season (Coby Fleener, 2014 and Marcus Pollard, 2001) and the most since Dallas Clark's 10 in 2009.
- Started two of the team's three postseason contests and caught 11 passes for 90 yards and one touchdown.
- Started at tight end in the season opener at Denver (9/7). Competed in his first contest since suffering an injury in the 2013 regular season opener and contributed with four catches for 64 yards and one touchdown on a career-long 41-yard reception. The score was the fifth of his career and his first since a Week 1 contest against Oakland in 2013.
- Caught four passes for 43 yards and one touchdown starting at tight end in a Week 3 victory at Jacksonville (9/21). The score was his second of the season.
- Started at tight end and caught three passes for 38 yards and one touchdown in a Week 4 win against Tennessee (9/28). Contributed with a seven-yard touchdown reception in the first quarter to give the Colts a 14-0 lead.
- Caught four passes for 59 yards and added one touchdown starting at tight end in a Week 5 win against Baltimore (10/5). With his score in the third quarter, caught one touchdown pass in five of the last six games. The score gave Indianapolis a 13-3 lead in the third quarter.
- Caught three passes for 52 yards and one touchdown starting at tight end in a Week 7 win against Cincinnati (10/19). Recorded a 32-yard touchdown in the third quarter to give the Colts a 17-0 lead. His touchdown was his fourth in the last five games. Also posted one tackle and one forced fumble on special teams.
- In a Week 8 loss at Pittsburgh (10/26), started at tight end and caught one pass for a 21-yard touchdown in the second quarter. The score cut Pittsburgh's lead to 21-10. With the touchdown, Allen tied Pat Beach, Dallas Clark and Marcus Pollard (six) for the seventh-most receiving touchdowns in a single season by a tight end in Colts history. The score was also his fifth in the last six games.
- Started at tight end in a Week 9 victory at the New York Giants (11/3) and caught four passes for 48 yards and one touchdown. With his third quarter touchdown, tied John Mackey (seven in 1963 and 1965) for the fifth-most receiving touchdowns in a single season by a tight end

QUICK HITS

In 2014, Allen and teammate Coby Fleener became the first tight end duo on the same team to each record eight touchdowns apiece in a single season in NFL history.

Allen led all NFL rookie tight ends with 45 receptions for 521 yards in 2012. His reception total set a Colts rookie record for tight ends, breaking Ken Dilger's mark of 42 set in 1995.

in Colts history. The touchdown was also his sixth in the last seven games.

- In a Week 15 victory against Houston (12/14), started at tight end and caught two passes for 16 yards and one touchdown. Recorded his eighth touchdown of the season on a three-yard pass from Andrew Luck in the second quarter. With the score, tied Marcus Pollard for the fourth-most touchdowns by a tight end in a single season.
- In the team's AFC Wild Card Playoff contest against Cincinnati (1/4/15), started at tight end and caught three passes for 30 yards with a long reception of 12 yards.
- Caught four passes for 30 yards and one touchdown in the team's AFC Divisional Playoff victory at Denver (1/11/15). Gave the Colts a 14-7 lead in the second quarter with his three-yard touchdown grab. It was his first career postseason touchdown reception.
- Started at tight end in the team's AFC Championship Game loss at New England (1/18/15) and led the team with four receptions, finishing with 30 yards.

2013 (COLTS):

- Started at tight end in the regular season opener against Oakland (9/8) and finished the game with a 20-yard touchdown reception. The score was the fourth of his career and gave the Colts a 14-0 lead in the second quarter.
- Listed as inactive for the team's Week 2 contest against Miami (9/15).
- Placed on Injured Reserve on September 19, 2013.

2012 (COLTS):

- Started all 16 games in his rookie campaign. Finished the year with 45 receptions for 521 yards and three touchdowns. Had three carries for five yards on the season.
- Recorded two special teams tackles.
- Led all NFL rookie tight ends in receptions and receiving yards.
- Started at tight end in his first career NFL contest at Chicago (9/9).
- Caught his first NFL reception against Minnesota (9/16), which went for a three-yard touchdown.
- Started at tight end and caught four passes for 38 yards (9.5 avg.) and one touchdown against Green Bay (10/7).

SINGLE-GAME HIGHS

Rec: 6, two times (Last: at NE 11/18/12)
Yards: 75 vs. MIA (11/04/12)
TDs: 1, 13 times (Last: at BUF 9/13/15)
LG: 41t at DEN (9/7/14)
Rush: 1, three times (Last: vs. HOU 12/30/12)
Yards: 3 at HOU (12/16/12)
TDs: 0
LG: 3 at HOU (12/16/12)

- Set season highs with six receptions for 75 yards against Miami (11/4).
- Caught six passes for 69 yards at New England (11/18) in his 10th start of the season. His 69 yards marked his second-highest receiving total of the season (Miami, 75 yards).
- Made a start at the flex position and contributed with two receptions for 50 yards at Detroit (12/2). Finished with his longest catch of the year, a 40-yard gain in the second quarter.
- Caught three passes for 36 yards and one touchdown at Houston (12/16), which was his third of the season.
- Totaled three catches for 18 yards against Kansas City (12/23). With three receptions, he set a record for the most receptions by a rookie tight end in franchise history, breaking Ken Dilger's mark of 42 set in 1995.
- In his playoff debut, started at the flex position and contributed with four catches for 51 yards, including a long of 22 yards at Baltimore (1/6/13). Also tallied one special teams tackle.

COLLEGE:

- Started 33-of-41 games at Clemson, recording 93 receptions for 1,079 yards and 12 touchdowns.
- Honored as Clemson's first recipient of the John Mackey Award, given to the nation's best tight end.
- Was a consensus NCAA All-America selection and was named All-America first-team by The Associated Press, ESPN.com, Phil Steele, Football Writers Association and Sports Illustrated, adding second-team accolades from The NFL Draft Report and CBSSports.com and honorable mention from Pro Football Weekly.
- Selected as a unanimous All-Atlantic Coast Conference first-team member in 2011 and second-team All-ACC in 2010.
- Collected 93 receptions over his career, tying him with John McMakin (1969-1971) for the most grabs by a tight end in Clemson history and placing him 18th in the school's overall career record book.
- Brought in 50 receptions in 2011 to break the school season record for tight ends, topping the previous mark of 43 catches by Michael Palmer in 2009.
- Joined John McMakin (1,255) as the only Clemson tight ends to gain over 1,000 receiving yards in a career.
- With 598 yards in 2011, broke the school season record of 507 yards by Michael Palmer in 2009 and ranked fifth on the Atlantic Coast Conference's annual record chart for tight ends.
- Set the Clemson tight end career record for touchdown receptions (12), while also breaking the mark for most touchdowns by a tight end in a season (eight) in 2011.

PERSONAL:

- Attended Terry Sanford High School in Fayetteville, N.C.
- Regarded as the third-best tight end in the nation and the 83rd-best overall prospect by ESPN.
- A four-star prospect, Rivals.com had him placed third among all tight ends in the prep ranks.
- Finished his career with 68 receptions for 1,257 yards (18.5 ypc.).
- Finished with 551 yards as a junior and 291 yards as a senior, earning All-Two Rivers Conference honors for each campaign.
- Lettered in basketball and earned team Most Improved Player honors as a senior.
- A 2014-15 NFL Players Association player representative.
- Participated in the 2015 Winter USO Tour.
- Supported the NO MORE Campaign by recording a PSA to raise awareness of domestic violence and sexual assault.
- Was an honored guest attendee at the 2014 White House Easter Egg Roll.
- Working with Papa John's, the "Allen's Any" promotion raised over \$30,000 for DREAM Alive, Inc.
- Represented RUSH Campus Ministries and spoke to 400 youth encouraging them to resist gang involvement at a Fight for Peace event.
- In conjunction with School on Wheels, spoke at the Crane Bay Event Center in support of educational programming and advocacy for homeless children.
- In 2013, was a speaker at the Veterans Day School visit and was a volunteer for the Million Meal Marathon.
- Reads to children as part of the Colts Day in Schools event and Read Across America Week.
- Held a contest for 300 kids to win tickets to a Harlem Globetrotters game as part of a Black History Month reading contest.

- Participated in the 2012 Colts Rookie Community Blitz at Concord Neighborhood Center, helping local children with reading, crafts and fitness activities.
- As a part of the Colts Community Ticket Block program, joined 2012 rookie teammates in donating 10 tickets per game to youth organizations.
- Serves as a co-spokesperson for the "COLTSTRONG, LIBRARYSTRONG" campaign for the Indianapolis Library.
- Visited Riley Hospital for Children to spread cheer during the holidays.
- Participated in the Colts annual Hometown Huddle event which created a new fitness room at the Kaleidoscope Youth Center.
- Participated in the Colts quarterback shopping event with Shepherd Community Center as a volunteer shopper.
- Assisted in the annual Colts Playground Build.
- Majored in biological/health sciences at Clemson.
- A native of Fayetteville, N.C.



GETTING TO KNOW DWAYNE ALLEN

Favorite team and/or athlete outside of football: Steph Curry

Hobbies outside of football: Hiking and ping pong

Favorite movie: *A Beautiful Mind*

What's the one thing you couldn't live without: Christ and my faith

2015 GAME-BY-GAME STATISTICS

Date/Opp.	RECEIVING						RUSHING					
	GP	GS	No.	Yards	Avg.	LG	TD	No.	Yards	Avg.	LG	TD
9/13 @ BUF	1	1	3	17	5.7	8	1	0	0	0.0	0	0
9/21 vs. NYJ	1	1	0	0	0.0	0	0	0	0	0.0	0	0
9/27 @ TEN	INACTIVE											
10/4 vs. JAX	INACTIVE											
10/8 @ HOU	1	1	1	21	21.0	21	0	0	0	0.0	0	0
10/18 vs. NE												
10/25 vs. NO												
11/2 @ CAR												
11/8 vs. DEN												
11/22 @ ATL												
11/29 vs. TB												
12/6 @ PIT												
12/13 @ JAX												
12/20 vs. HOU												
12/27 @ MIA												
1/3 vs. TEN												
2015 TOTALS	3	3	4	38	9.5	21	1	0	0	0.0	0	0

CAREER REGULAR SEASON STATISTICS

Year	RECEIVING						RUSHING					
	GP	GS	No.	Yards	Avg.	LG	TD	No.	Yards	Avg.	LG	TD
2015 IND	3	3	4	38	9.5	21	1	0	0	0.0	0	0
2014 IND	13	13	29	395	13.6	41t	8	0	0	0.0	0	0
2013 IND	1	1	1	20	20.0	20	1	0	0	0.0	0	0
2012 IND	16	16	45	521	11.6	40	3	3	5	1.7	3	0
TOTAL	33	33	79	974	12.3	41t	13	3	5	1.7	3	0

CAREER POSTSEASON STATISTICS

Year	RECEIVING						RUSHING					
	GP	GS	No.	Yards	Avg.	LG	TD	No.	Yards	Avg.	LG	TD
2014 IND	3	2	11	90	8.2	18	1	0	0	0.0	0	0
2013 IND	INJURED RESERVE											
2012 IND	1	1	4	51	12.8	22	0	0	0	0.0	0	0
TOTAL	4	3	15	141	9.4	22	1	0	0	0.0	0	0

SPECIAL TEAMS TACKLES: 5 (2014 - 3, 2012 - 2)


ADDITIONAL STATISTICS: Forced a fumble on special teams vs. Cincinnati (10/19/14).



COLT ANDERSON

32 SAFETY

5-10 190 MONTANA



NFL Exp: 6 (2nd Year with Colts)
How Acquired: UFA – 2014 (PHI)

Born: 10/25/85
GP/GS (Postseason): 68/6 (5/0)

CAREER TRANSACTIONS:

- Signed by the Colts as an unrestricted free agent on April 23, 2014.
- Signed by the Philadelphia Eagles from the Minnesota Vikings practice squad on November 10, 2010.
- Signed to the Minnesota practice squad on September 5, 2010.
- Waived by the Vikings on September 4, 2010.
- Signed to the Minnesota practice squad on September 6, 2009.
- Originally signed by the Vikings as an undrafted free agent on May 4, 2009.

2015 (COLTS):

- Competed on special teams and recorded one tackle in the team's Week 1 loss at Buffalo (9/13).
- In a Week 2 loss against the New York Jets (9/21), competed on special teams, but did not record a tackle.
- Saw action on defense and special teams in a Week 3 win at Tennessee (9/27) and totaled one special teams stop.
- In a Week 4 win against Jacksonville (10/4), participated on defense and special teams and finished with three special teams stops.
- Competed on special teams, but did not finish with a tackle in a Week 5 victory at Houston (10/8).

2014 (COLTS):

- In his first season with the Colts, saw action in 15 games and totaled two tackles. Led the team with 15 special teams stops while adding one fumble recovery.
- Competed in all three postseason games and notched three special teams tackles while returning one kickoff for 11 yards.
- Made his debut in a Colts uniform competing at safety and on special teams at Denver (9/7). Did not record a tackle in the contest.
- Contributed with two special teams tackles in games against Philadelphia (9/15), Cincinnati (10/19), at Pittsburgh (10/26), at Cleveland (12/7), at Dallas (12/21) and at Tennessee (12/28).
- In a Week 5 win against Baltimore (10/5), compiled one tackle in the secondary and recovered a Ravens muffed punt in the first quarter. It was his first special teams fumble recovery since he recovered a blocked field goal on Oct. 2, 2011 against San Francisco.
- Finished with one special teams tackle in the team's AFC Wild Card Playoff win against Cincinnati (1/4/15).
- Competed on special teams in an AFC Divisional Playoff victory at Denver (1/11/15), but did not record a tackle.
- In the team's AFC Championship Game loss at New England (1/18/15), notched two special teams tackles and returned one kickoff for 11 yards.

2013 (EAGLES):

- Competed in 14 games and finished with two tackles and one pass defended. Also led the team and established a career-high with 16 special teams stops.
- Finished with one tackle in a loss at Denver (9/29) and a win at Oakland (11/3).
- Participated in the team's NFC Wild Card Playoff loss against New Orleans (1/4/14), and notched three special teams tackles.

2012 (EAGLES):

- Participated in 14 games (four starts) and compiled a career-high 37 tackles (27 solo) while adding his first career interception, three passes defended and six special teams stops.
- Voted the Eagles 2012 Ed Block Courage Award recipient and was voted by his teammates as the team's special teams MVP.
- Named to the CBSSports.com 2012 NFL All-Pro Team as a special teamer.
- Started his first career game at safety and produced eight tackles (five solo) in a victory at Tampa Bay (12/9).
- Established a career-high with 11 tackles (eight solo) while adding one

QUICK HITS

Anderson has led his team in special teams tackles over the last two years (2013-14). With Philadelphia in 2013, he compiled 16 tackles which led the Eagles. In 2014, Anderson registered 15 stops which led the Colts.

pass defended in a loss against Cincinnati (12/13).

- Finished with seven tackles (five solo) and intercepted Robert Griffin III for his first career pick in a loss against Washington (12/23).
- The interception led to a Philadelphia touchdown on the ensuing possession.
- Collared a team-high 10 tackles in a loss at the New York Giants (12/30).

2011 (EAGLES):

- Saw action in 12 games and totaled 12 special teams tackles and one blocked field goal recovery.
- Was voted by his teammates as the special teams MVP.
- Recovered a blocked field goal attempt by David Akers against San Francisco (10/2). The recovery led to an Eagles field goal.
- Was placed on Injured Reserve on December 5.

2010 (VIKINGS/EAGLES):

- Played in eight games (two starts) and tallied eight tackles (five solo). Tied for third on the Eagles with 12 special teams stops.
- Spent the first eight weeks of the season on the Vikings practice squad before being signed by Philadelphia on November 10.
- Finished with one tackle and five special teams stops in his first career NFL game at Washington (11/15).
- Started his first career game in a loss against Minnesota (12/28) and posted two solo stops.
- In his second start of the season, finished with a season-high four tackles (two solo).
- Competed in the team's NFC Wild Card Playoff loss against Green Bay (1/9/11), but did not record a tackle.

2009 (VIKINGS):

- Spent the entire season on the Vikings practice squad.

COLLEGE:

- Finished his career at Montana ranked fifth on the school's all-time list with 313 tackles. Also totaled eight interceptions, three fumble recoveries, three forced fumbles, 1.0 sack, 17 passes defended and 14.5 tackles for loss.
- Was named an FCS All-America selection in 2008 and earned All-America honorable mention honors from The Sports Network in 2007.
- Was an All-Big Sky honoree (2006-08) along with earning the Steve Carlson Award (2008), Golden Helmet Award (2007-08) and the Tony Barbour Award (2006, 2008).
- Was a senior defensive captain in 2008 who started all 16 games while

SINGLE-GAME HIGHS

Tackles: 11 vs. CIN (12/13/12)
Sacks: 0.0
FF: 1, two times (Last: vs. SD 9/15/13)
FR: 1 vs. BAL (10/5/14)
Int: 1 vs. WAS (12/23/12)
PD: 1, four times (Last: at OAK 11/3/13)

leading the team in tackles (129), which tied the school's single-season mark and ranked eighth in Big Sky Conference history.

- In 2008, tallied three interceptions, two fumble recoveries, one forced fumble, 1.0 sack, 6.5 tackles for loss and six passes defended.
- As a junior in 2007, started all 12 games while ranking first on the team in interceptions (four) and passes defended (nine). Also ranked fourth in tackles (85).
- Started 14 games as a sophomore in 2006 and finished the season ranked fourth on the team with 92 tackles. Also added one interception, one forced fumble, two passes defended and one tackle for loss.
- Played in five games and finished with seven tackles as a freshman in 2005.

PERSONAL:

- Attended Butte (Mont.) High School and was an offensive and defensive MVP as a senior.
- Finished his prep career with 310 tackles and nine interceptions. As a running back, totaled 850 rushing yards and 12 touchdowns.
- Participates in the Whitefish Winter Classic, an annual event held in Whitefish, Mont. that raises money for families in Northwest Montana with children facing hospitalization and the various expenses surrounding it.
- Was a participant in the 2014 Colts playground build.
- Earned a degree in business information systems, while also earning a teaching certificate in secondary education.

GETTING TO KNOW COLT ANDERSON

Favorite team and/or athlete outside of football: Evel Knievel

Favorite music: Anything country

Hobbies outside of football: Art

Favorite food: Anything my mom cooks

Favorite vacation spot: Seeley Lake, Mont.

Favorite movie: *The Goonies*

What's the one thing you couldn't live without: My family

- Anderson and his wife, Keelie, have two sons, Cage and Krew.
- A native of Butte, Mont.



2015 GAME-BY-GAME STATISTICS

Date/Opp.	GP	GS	Solo	Asst.	Total	Sacks	PD	FF	FR	INT	Yds	Avg.	LG	TD
9/13 @ BUF	1	0	0	0	0	0.0	0	0	0	0	0	0.0	0	0
9/21 vs. NYJ	1	0	0	0	0	0.0	0	0	0	0	0	0.0	0	0
9/27 @ TEN	1	0	0	0	0	0.0	0	0	0	0	0	0.0	0	0
10/4 vs. JAX	1	0	0	0	0	0.0	0	0	0	0	0	0.0	0	0
10/8 @ HOU	1	0	0	0	0	0.0	0	0	0	0	0	0.0	0	0
10/18 vs. NE														
10/25 vs. NO														
11/2 @ CAR														
11/8 vs. DEN														
11/22 @ ATL														
11/29 vs. TB														
12/6 @ PIT														
12/13 @ JAX														
12/20 vs. HOU														
12/27 @ MIA														
1/3 vs. TEN														
2015 TOTALS	5	0	0	0	0	0.0	0	0	0	0	0	0.0	0	0

CAREER REGULAR SEASON STATISTICS

Year	GP	GS	Solo	Asst.	Total	Sacks	PD	FF	FR	INT	Yds	Avg.	LG	TD
2015 IND	5	0	0	0	0	0.0	0	0	0	0	0	0.0	0	0
2014 IND	15	0	1	1	2	0.0	0	0	0	0	0	0.0	0	0
2013 PHI	14	0	1	1	2	0.0	1	0	0	0	0	0.0	0	0
2012 PHI	14	4	27	10	37	0.0	3	0	0	1	4	4.0	4	0
2011 PHI	12	0	0	0	0	0.0	0	0	0	0	0	0.0	0	0
2010 PHI	8	2	5	3	8	0.0	0	0	0	0	0	0.0	0	0
2009 MIN														
TOTAL	68	6	34	15	49	0.0	4	0	0	1	4	4.0	4	0

CAREER POSTSEASON STATISTICS

Year	GP	GS	Solo	Asst.	Total	Sacks	PD	FF	FR	INT	Yds	Avg.	LG	TD
2014 IND	3	0	0	0	0	0.0	0	0	0	0	0	0.0	0	0
2013 PHI	1	0	0	0	0	0.0	0	0	0	0	0	0.0	0	0
2010 PHI	1	0	0	0	0	0.0	0	0	0	0	0	0.0	0	0
TOTAL	5	0	0	0	0	0.0	0	0	0	0	0	0.0	0	0

CAREER POSTSEASON RETURN STATISTICS

Year	GP	GS	PR	FC	Yards	Avg.	LG	TD	KR	Yards	Avg.	LG	TD
2014 IND	3	0	0	0	0	0.0	0	0	1	11	11.0	11	0
TOTAL	3	0	0	0	0	0.0	0	0	1	11	11.0	11	0

SPECIAL TEAMS TACKLES: 66 (2015 - 5, 2014 - 15, 2013 - 16, 2012 - 6, 2011 - 12, 2010 - 12)

POSTSEASON SPECIAL TEAMS TACKLES: 3 (2014 - 3)


ADDITIONAL STATISTICS: Recovered a blocked field goal (vs. SF 10/2/11).

Recovered a fumble after a muffed punt (vs. BAL 10/5/14).



HENRY ANDERSON

96 DEFENSIVE TACKLE
6-6 300 STANFORD



NFL Exp: Rookie

Born: 8/3/91

How Acquired: D3 – 2015 (93rd overall)

GP/GS (Postseason): 5/5 (0/0)

CAREER TRANSACTIONS:

- Selected by the Colts in the third round (93rd overall) of the 2015 NFL Draft.

2015 (COLTS):

- Started his first career game at defensive tackle in a Week 1 loss at Buffalo (9/13) and posted 10 tackles (eight solo) while adding three tackles for loss.
- In a Week 2 loss against the New York Jets (9/21), finished the game with seven tackles (six solo), 1.0 sack and two tackles for loss. On New York's third possession of the game, he logged his first career sack for a one-yard loss, which forced an eventual Jets punt.
- Finished with three tackles and one quarterback hurry starting at defensive tackle in a Week 3 victory at Tennessee (9/27).
- Started at defensive tackle in a Week 4 win against Jacksonville (10/4) and totaled five solo tackles.
- Tallied four solo tackles starting at defensive tackle in a Week 5 victory at Houston (10/8).

COLLEGE:

- Completed his career at Stanford with 140 tackles (76 solo), 17.0 sacks, one forced fumble, one fumble recovery and seven passes defended in 48 career games (35 starts).
- Earned several accolades as a fifth-year senior, including First Team All-Pac-12, First Team Pac-12 All-Academic, SI.com All-America honorable mention and Phil Steele First Team All-Pac-12 honors.
- In 2014, recorded 65 tackles (40 solo), 15.0 tackles for loss, 8.5 sacks and two passes defended in 13 games played.
- Competed in eight games and totaled 19 tackles (eight solo), four tackles for loss and 3.0 sacks in 2013.
- In 2012, Started in all 14 contests and totaled 50 tackles (27 solo), 13.0 tackles for loss, 5.5 sacks, one forced fumble and five passes defended.
- Earned First Team Pac-12 All-Academic honors and was named a Second Team All-Pac-12 selection.
- Received the Tommy Vardell Award for excellence in athletics and academics.
- Competed in all 13 games and registered six tackles and one fumble recovery in 2011.

PERSONAL:

- Played at Woodward (Ga.) High School and was rated as the nation's 27th-best defensive player by Rivals.com.
- Completed his prep career with 183 tackles and 20.5 sacks.
- Led Woodward to Region 4AAA runner-up finishes in 2008 and 2009.
- Was an Atlanta Journal Constitution first-team all-state selection as well as a three-time South Fulton Neighbor All-South Metro and a two-time all-4AAA region choice.
- Played in the 2010 Offense-Defense All-American Bowl.
- Also lettered in basketball and track and field. Won the state championship and broke the school record in shot put.
- As a senior, finished with 81 tackles, 14 tackles for loss, 9.5 sacks, two fumble recoveries and six passes defended.
- Majored in political science at Stanford.
- Was born in Atlanta.

SINGLE-GAME HIGHS

Tackles: 10 at BUF (9/13/15)
Sacks: 1.0 vs. NYJ (9/22/15)
FF: 0
FR: 0
Int: 0
PD: 1 vs. JAX (10/4/15)

GETTING TO KNOW HENRY ANDERSON

Favorite team and/or athlete outside of football: Tiger Woods

Favorite musician and/or song: Zac Brown Band

Hobbies outside of football: Playing golf

What is something interesting about you that most people may not know: Swimming was my main sport as a kid

Favorite food: Cheeseburgers

Favorite vacation spot: Cancun

If you could have lunch with three people, living or dead, who would they be: Charles Barkley, Jimmy Fallon and Kevin Hart

Favorite movie: *American Gangster*

What's the one thing you couldn't live without: Family



2015 GAME-BY-GAME STATISTICS

Date/Opp.	GP	GS	Solo	Asst.	Total	Sacks	PD	FF	FR	INT	Yds	Avg.	LG	TD
9/13 @ BUF	1	1	8	2	10	0.0	0	0	0	0	0	0.0	0	0
9/21 vs. NYJ	1	1	6	1	7	1.0	0	0	0	0	0	0.0	0	0
9/27 @ TEN	1	1	2	1	3	0.0	0	0	0	0	0	0.0	0	0
10/4 vs. JAX	1	1	5	0	5	0.0	1	0	0	0	0	0.0	0	0
10/8 @ HOU	1	1	4	0	4	0.0	0	0	0	0	0	0.0	0	0
10/18 vs. NE														
10/25 vs. NO														
11/2 @ CAR														
11/8 vs. DEN														
11/22 @ ATL														
11/29 vs. TB														
12/6 @ PIT														
12/13 @ JAX														
12/20 vs. HOU														
12/27 @ MIA														
1/3 vs. TEN														
2015 TOTALS	5	5	25	4	29	1.0	1	0	0	0	0	0.0	0	0

CAREER REGULAR SEASON STATISTICS


Year	GP	GS	Solo	Asst.	Total	Sacks	PD	FF	FR	INT	Yds	Avg.	LG	TD
2015 IND	5	5	25	4	29	1.0	1	0	0	0	0	0.0	0	0
TOTAL	5	5	25	4	29	1.0	1	0	0	0	0	0.0	0	0



JALIL BROWN

25 CORNERBACK

6-1 210 COLORADO



NFL Exp: 5 (3rd Year with Colts)
How Acquired: FA – 2014

Born: 10/14/87
GP/GS (Postseason): 43/5 (1/0)

CAREER TRANSACTIONS:

- Signed by the Colts as a free agent on November 27, 2014.
- Waived by the Colts on November 4, 2014.
- Signed by the Colts as a free agent on September 30, 2014.
- Waived by the Miami Dolphins on August 28, 2014.
- Acquired off waivers (Indianapolis) by the Dolphins on December 16, 2013.
- Waived by the Colts on December 14, 2013.
- Signed by the Colts as a free agent on October 22, 2013.
- Waived by the Kansas City Chiefs on September 1, 2013.
- Originally selected by the Chiefs in the fourth round (118th overall) of the 2011 NFL Draft.

2015 (COLTS):

- Finished with two solo tackles in the team's Week 1 loss at Buffalo (9/13).
- In a Week 2 loss against the New York Jets (9/21), started at left cornerback and registered six tackles (five solo) and one pass defended.
- Started at left cornerback in the team's Week 3 victory at Tennessee (9/27) and finished with seven tackles (five solo).
- In a Week 4 victory against Jacksonville (10/4), started at left cornerback, but left the game in the first quarter with a groin injury.
- Placed on Injured Reserve on October 7.

2014 (COLTS):

- Saw action in five games and totaled one tackle, one pass defended and two special teams stops.
- In a Week 17 win at Tennessee (12/28) competed at cornerback and on special teams. Finished with one tackle and one pass defended and added two special teams stops.
- Was inactive for the team's AFC Wild Card Playoff win against Cincinnati (1/4/15).
- Listed as inactive for the team's AFC Divisional Playoff contest at Denver (1/11/15).
- Competed on special teams in his first career postseason contest during Indianapolis' AFC Championship Game loss at New England (1/18/15).

2013 (COLTS/DOLPHINS):

- Signed by the Colts as a free agent on October 22, 2013.
- Played in five games and recorded two solo tackles.
- Competed at cornerback and on special teams during a Week 12 loss at Arizona (11/24). Contributed with two tackles and one special teams stop.
- Claimed by the Dolphins off waivers on December 16.
- Was inactive for the last two regular season contests with Miami.

2012 (CHIEFS):

- Played in 15 games (two starts) while recording 20 solo tackles, two passes defended, five special teams tackles and a special teams forced fumble.
- Registered two special teams tackles against Oakland (10/28).
- Notched a special teams tackle and forced a fumble on a punt return at San Diego (11/1).
- Generated three solo tackles and a pass defended at Pittsburgh (11/12).
- Contributed with a career-high five solo tackles against Denver (11/25).
- Grabbed four solo tackles and one pass defended at Oakland (12/16).
- Tallied three solo tackles at Denver (12/30).

2011 (CHIEFS):

- Played in 14 contests and was inactive for two games.
- Ranked second on the team with eight special teams tackles (seven solo). Also recorded a fumble recovery on special teams and two solo tackles on defense.

- Posted his first two special teams tackles of his career against Minnesota (10/2).
- Recovered a fumble on a Chiefs kickoff return at the New York Jets (12/11).

COLLEGE:

- Appeared in 49 games (28 starts) at Colorado and recorded 167 tackles (113 solo), 24 passes defended, six interceptions, 5.0 tackles for loss, four fumble recoveries and 10 special teams tackles.
- Started 12 games as a senior in 2010, recording 46 tackles (28 solo), five passes defended, a team-leading three interceptions, 2.0 tackles for loss, two fumble recoveries and three special teams tackles.
- Was named an All-Colorado second-team selection by the state's National Football Foundation and earned All-Big 12 honorable mention honors.
- As a junior in 2009, played in 12 games (10 starts), finishing sixth on the team with 66 tackles (44 solo), while posting two fumble recoveries and two interceptions.
- Ranked second in the nation and first in the Big 12 with 15 passes defended.
- Named a First Team All-Big 12 Conference choice by *NFL Draft Report*.
- Earned All-Big 12 honorable mention accolades from The Associated Press and league coaches.
- Named All-Colorado second-team by the state's NFF chapter.
- Recipient of the coaches' Gold Group Commitment Award for excellence on and off the field and the Dick Anderson Award for his outstanding toughness for the second-straight year.
- As a sophomore in 2008, played in all 12 games (six starts), recording 52 tackles (40 solo), 3.0 tackles for loss, an interception, four passes defended and two forced fumbles on special teams.
- Recipient of the coaches' Gold Group Commitment Award and the Dick Anderson Award.
- Played in all 13 games as a redshirt freshman in 2007, recording 13 tackles (10 solo) and a forced fumble.
- Earned the Iron Buffalo Award for defensive backs, displaying dedication and performance in the weight room.

PERSONAL:

- Played free safety, running back and quarterback at South Mountain High School in Phoenix.
- Earned all-state honors his senior season and was a three-time all-metro region selection.
- Rushed for 1,910 yards and 29 touchdowns and caught 15 passes for 400 yards with three scores during his senior season.
- Passed for 1,000 yards and 12 touchdowns while filling in at quarterback as a sophomore.
- Set an Arizona state record with 412 rushing yards in a game, topping a mark previously held by Baltimore Ravens linebacker Terrell Suggs.
- Also lettered twice in basketball and track.
- His time of 10.87 seconds in the 100-meters was the fastest in Arizona entering the state championships.
- Graduated with dual degrees in Business Management and Sociology.



SINGLE-GAME HIGHS

Tackles: 7 at TEN (9/27/15)

Sacks: 0.0

FF: 1 at SD (11/1/12)

FR: 1 at NYJ (12/11/11)

Int: 0

PD: 1, four times (Last: vs. NYJ 9/22/15)

GETTING TO KNOW JALIL BROWN

Favorite team and/or athlete: Aeneas Williams

Favorite musician and/or song: Kirk Franklin

Hobbies outside of football: Camping and outdoor activities

What is something interesting about you that most people may not know: Homeschooled in elementary and middle school

Favorite food: Enchiladas

Favorite vacation spot: Northern Arizona

If you could have lunch with three people, living or dead, who would they be: God, Michael Jordan and Dr. Martin Luther King, Jr.

Favorite movie: *All About the Benjamins*

What's the one thing you couldn't live without: Mom's cooking



2015 GAME-BY-GAME STATISTICS

Date/Opp.	GP	GS	Solo	Asst.	Total	Sacks	PD	FF	FR	INT	Yds	Avg.	LG	TD
9/13 @ BUF	1	0	2	0	2	0.0	0	0	0	0	0	0.0	0	0
9/21 vs. NYJ	1	1	5	1	6	0.0	1	0	0	0	0	0.0	0	0
9/27 @ TEN	1	1	5	2	7	0.0	0	0	0	0	0	0.0	0	0
10/4 vs. JAX	1	1	0	0	0	0.0	0	0	0	0	0	0.0	0	0
10/8 @ HOU	INJURED RESERVED													
10/18 vs. NE														
10/25 vs. NO														
11/2 @ CAR														
11/8 vs. DEN														
11/22 @ ATL														
11/29 vs. TB														
12/6 @ PIT														
12/13 @ JAX														
12/20 vs. HOU														
12/27 @ MIA														
1/3 vs. TEN														
2015 TOTALS	4	3	12	3	15	0.0	1	0	0	0	0	0.0	0	0

CAREER REGULAR SEASON STATISTICS

Year	GP	GS	Solo	Asst.	Total	Sacks	PD	FF	FR	INT	Yds	Avg.	LG	TD
2015 IND	4	3	12	3	15	0.0	1	0	0	0	0	0.0	0	0
2014 IND	5	0	1	0	1	0.0	1	0	0	0	0	0.0	0	0
2013 IND	5	0	2	0	2	0.0	0	0	0	0	0	0.0	0	0
2012 KC	15	2	20	0	20	0.0	2	1	0	0	0	0.0	0	0
2011 KC	14	0	2	0	2	0.0	0	0	1	0	0	0.0	0	0
TOTAL	43	5	37	3	40	0.0	4	1	1	0	0	0.0	0	0

CAREER POSTSEASON STATISTICS

Year	GP	GS	Solo	Asst.	Total	Sacks	PD	FF	FR	INT	Yds	Avg.	LG	TD
2014 IND	1	0	0	0	0	0.0	0	0	0	0	0	0.0	0	0
TOTAL	1	0	0	0	0	0.0	0	0	0	0	0	0.0	0	0


SPECIAL TEAMS TACKLES: 17 (2014 - 2, 2013 - 2, 2012 - 5, 2011 - 8)



DARIUS BUTLER

20 CORNERBACK

5-10 188 CONNECTICUT



NFL Exp: 7 (4th Year with Colts)
How Acquired: FA – 2012

Born: 3/18/86
GP/GS (Postseason): 86/30 (8/2)

CAREER TRANSACTIONS:

- Signed by the Colts as a free agent on September 25, 2012.
- Waived by the Carolina Panthers on August 31, 2012.
- Claimed off waivers by the Panthers on September 8, 2011.
- Waived by the New England Patriots on September 7, 2011.
- Originally selected by the Patriots in the second round (41st overall) of the 2009 NFL Draft.

2015 (COLTS):

- Started at left cornerback in the team's Week 1 loss at Buffalo and finished with eight tackles (four solo) and one forced fumble.
- Was inactive for a Week 2 loss against the New York Jets (9/21).
- Listed as inactive for a Week 3 victory at Tennessee (9/27).
- In a Week 4 win against Jacksonville (10/4), totaled nine tackles (six solo) and one forced fumble.
- Tallied one tackle in a Week 5 victory at Houston (10/8).

2014 (COLTS):

- Competed in 14 games (four starts) and recorded 47 tackles (41 solo), eight passes defended, two forced fumbles and one fumble recovery. In three postseason games, contributed with five tackles (four solo), one forced fumble and one pass defended.
- Made his first start of the season at cornerback in a Week 2 meeting against Philadelphia (9/15). Finished the game with five solo tackles and two passes defended.
- In a Week 3 victory at Jacksonville (9/21), compiled two tackles while adding one fumble recovery in the second quarter. The recovery led to Indianapolis' third touchdown of the game and a 30-0 lead at halftime.
- In a Week 8 loss at Pittsburgh (10/26), compiled a season-high seven tackles (five solo) and one forced fumble in the third quarter, which was recovered by safety Mike Adams. The Colts tallied a touchdown on the following drive.
- Registered three tackles and one pass defended in a Week 9 victory at the New York Giants (11/3). Was part of a defense that held the Giants to 89 rushing yards.
- In a Week 13 victory against Washington (11/30), finished with six solo tackles and one pass defended.
- Finished with five tackles and one pass defended starting at right cornerback in a Week 14 win at Cleveland (12/7). Was part of a secondary that held the Browns to 137 net passing yards.
- Tallied three solo tackles and forced a fumble in the fourth quarter of a Week 16 loss at Dallas (12/21). The fumble was recovered by teammate D'Qwell Jackson. The turnover stalled a potential Dallas scoring drive and gave Indianapolis the ball at their own 15-yard line.
- Competed at cornerback during the team's AFC Wild Card Playoff victory against Cincinnati (1/4/15) and totaled two tackles.
- In the team's AFC Divisional Playoff win at Denver (1/11/15), compiled two tackles, one tackle for loss and one pass defended.
- Started at free safety in the team's AFC Championship Game loss at New England (1/18/15) and finished with one tackle.

2013 (COLTS):

- Played in 16 games (seven starts) and recorded 52 tackles (43 solo), four interceptions (one returned for a touchdown), one fumble recovery and 15 passes defended. Also contributed with five special teams tackles.
- Saw action in the secondary and on special teams during the team's Week 2 loss against Miami (9/15). Finished the game with one tackle, one pass defended, one special teams stop and contributed with his first career punt return of nine yards.
- In a Week 4 victory against Jacksonville (9/29), intercepted a Blaine Gabbert pass and returned it 41 yards for a touchdown to give the Colts a 10-3 lead in the second quarter. It was the fourth interception return for a touchdown in his career. For the second consecutive year, he returned an interception for a touchdown against the Jaguars in

Jacksonville. Also contributed with four solo tackles and two special teams stops.

- In a Week 5 victory against Seattle (10/6), made his first start of the season at cornerback and intercepted a Russell Wilson pass on Seattle's final drive of the game to help seal the win. The interception was the ninth of his career and his second in as many games. Also contributed with two tackles and two passes defended.
- Contributed with five tackles and three passes defended in a Week 7 victory against Denver (10/20). Was part of a secondary that held the Broncos and quarterback Peyton Manning to 2013 single-game first half lows in net yards (134) and net passing yards (101).
- Compiled two tackles and one pass defended in the team's Week 11 victory at Tennessee (11/14). Made two crucial plays in the fourth quarter on Tennessee's second to last drive of the game. On second down, dove to deflect a pass, which prevented a first down. On the next play tracked down Titans wide receiver Kendall Wright following an 11-yard reception and stopped him short of a first down to force a punt.
- Started his first game of the season at left cornerback in the team's Week 13 win against Tennessee (12/1). Led the secondary and tied a career-high with eight tackles (six solo) while adding one pass defended. Also contributed with one special teams tackle.
- Finished with one tackle, two interceptions and tied a career-high with three passes defended, starting at cornerback in a Week 15 victory against Houston (12/15). Intercepted his third pass of the season in the second quarter, which led to a Colts field goal and a 10-3 lead. His second interception of the game also came in the second quarter, marking his second career multiple-interception contest (11/18/12 at Jacksonville).
- Led the secondary and tied a career-high with eight tackles (six solo) while contributing with two passes defended and one fumble recovery starting at left cornerback in a Week 17 win against Jacksonville (12/29). The fumble recovery was his first of the season and the third of his career. It also led to a Colts touchdown on the ensuing offensive possession.
- Tallied five tackles (four solo) and one pass defended during the team's AFC Wild Card Playoff win against Kansas City (1/4/14).
- Started his first career postseason contest during the team's AFC Divisional Playoff loss at New England (1/11/14). Compiled four tackles (three solo) and one pass defended.

2012 (COLTS):

- Signed by the Colts as a free agent on September 25 and totaled 30 tackles (23 solo), seven passes defended, four interceptions, including two returned for touchdowns, one forced fumble and one fumble recovery in 11 games played (four starts). Added five special teams stops.
- Saw significant time in the secondary during a Week 9 contest against Miami (11/4) and totaled two tackles and one pass defended. Also added two special teams stops.
- Made his first start as a member of the Colts at Jacksonville (11/8) and contributed with four tackles, two interceptions and one fumble recovery. On his first interception in the third quarter, he returned the pick 11 yards for a touchdown. The interceptions were the fourth and fifth of his career and his first since 2009. It was the first two-

U SINGLE-GAME HIGHS

Tackles: 9 vs. JAX (10/4/15)

Sacks: 0.0

FF: 1, four times (Last: at BUF 9/13/15)

FR: 1, five times (Last: vs. JAX 10/4/15)

Int: 2, two times (Last: vs. HOU 12/15/13)

PD: 3, two times (Last vs. HOU 12/15/13)

interception, pick-six performance for a member of the Colts since December 7, 2008 and the first three takeaway game since 1986. Was named AFC Defensive Player of the Week for his performance.

- Started at right cornerback at New England (11/18) and contributed with six tackles (four solo) and one forced fumble.
- Notched an interception, two tackles and one pass defended against Tennessee (12/9). The interception led to an Adam Vinatieri 40-yard field goal and gave the Colts a 27-23 lead.
- Intercepted a Brady Quinn pass on the Chiefs first offensive possession of the game and returned it 32 yards for a touchdown and a Colts 7-0 lead at Kansas City (12/23). The pick was the team's fourth interception return for a touchdown, the fourth pick of the season for Butler and his second interception return for a touchdown. Butler's four interceptions set a new career-high (previous best was three in 2009). The team's four interception returns for a touchdown also tied a franchise best (1959, '65, '68, '75 and '96).
- Saw action in the team's AFC Wild Card Playoff loss at Baltimore (1/6/13) and totaled four solo tackles.

2011 (PANTHERS):

- Played in 13 games with six starts after being claimed off waivers from New England in September.
- Registered 29 tackles (26 solo) and seven passes defended, while adding two special teams tackles.

2010 (PATRIOTS):

- Played in 15 games with three starts, recording 28 tackles (26 solo) and six passes defended.
- Also saw action in one postseason contest against the New York Jets (1/16/11), where he made one solo tackle.

2009 (PATRIOTS):

- Played in 14 games with five starts.
- Posted 33 tackles (29 solo), three interceptions, including one returned for a touchdown, and eight passes defended.
- Returned five kickoffs for 104 yards.
- Intercepted his first career pass when he picked off Kerry Collins in his first NFL start against Tennessee (10/18).
- At Houston (1/3/10), picked off a pass from quarterback Matt Schaub and returned it 91 yards for a touchdown. It was the fourth-longest interception return in New England Patriots history.
- Competed in the team's AFC Wild Card Playoff contest against Baltimore (1/10/10).

COLLEGE:

- Started all 45 games he played in at Connecticut.
- Tallied 180 tackles, three forced fumbles, 10 interceptions, including two returned for touchdowns, and 26 passes defended.
- Averaged 25.6 yards on 35 kickoff returns with one touchdown.
- Earned First Team All-Big East Conference honors as a senior in 2008.
- Started 10 games and collected 40 tackles and four passes defended.
- Returned 20 kickoffs for 471 yards.
- Saw action on offense at wide receiver, scoring one receiving touchdown and one rushing touchdown.
- Started 13 games as a junior in 2007.
- Produced 54 tackles, two forced fumbles, two interceptions and seven passes defended.
- Tied for the team lead with four interceptions as a sophomore in 2006.
- As a freshman in 2005, ranked first on the team with four interceptions and eight passes defended.
- Returned an interception 86 yards for a touchdown and a kickoff 90 yards for a score to become the first Husky to have a defensive and special teams touchdown in the same season.
- Redshirted as a true freshman in 2004.

PERSONAL:

- Attended Coral Springs (Fla.) Charter School.

GETTING TO KNOW DARIUS BUTLER

Favorite team and/or athlete outside of football: Miami Heat and LeBron James

Hobbies outside of football: Playing basketball and playing cards

What is something interesting about you that most people may not know: I speak four languages fluently

Favorite food: Lasagna

Favorite vacation spot: Jamaica

If you could have lunch with three people, living or dead, who would they be: Barack Obama, Muhammad Ali and Bill Gates

Favorite movie: *Blow*

What's the one thing you couldn't live without: My kids

- Takes part in the Colts Community Ticket Block program and donated gameday experience packages as part of the Darius Butler Foundation.
- Hosted a gameday experience for the Darius Butler Foundation, which included a meet and greet on the field.
- Majored in sociology at Connecticut.
- A native of Tamarac, Fla.



2015 GAME-BY-GAME STATISTICS

Date/Opp.	GP	GS	Solo	Asst.	Total	Sacks	PD	FF	FR	INT	Yds	Avg.	LG	TD
9/13 @ BUF	1	1	4	4	8	0.0	0	1	0	0	0	0.0	0	0
9/21 vs. NYJ	INACTIVE													
9/27 @ TEN	INACTIVE													
10/4 vs. JAX	1	0	6	3	9	0.0	0	1	0	0	0	0.0	0	0
10/8 @ HOU	1	0	1	0	1	0.0	0	0	0	0	0	0.0	0	0
10/18 vs. NE														
10/25 vs. NO														
11/2 @ CAR														
11/8 vs. DEN														
11/22 @ ATL														
11/29 vs. TB														
12/6 @ PIT														
12/13 @ JAX														
12/20 vs. HOU														
12/27 @ MIA														
1/3 vs. TEN														
2015 TOTALS	3	1	11	7	18	0.0	0	2	0	0	0	0.0	0	0

CAREER REGULAR SEASON STATISTICS

Year	GP	GS	Solo	Asst.	Total	Sacks	PD	FF	FR	INT	Yds	Avg.	LG	TD
2015 IND	3	1	11	7	18	0.0	0	2	0	0	0	0.0	0	0
2014 IND	14	4	41	6	47	0.0	8	2	1	0	0	0.0	0	0
2013 IND	16	7	43	9	52	0.0	15	0	1	4	79	19.8	41t	1
2012 IND	11	4	23	7	30	0.0	7	1	1	4	101	25.3	51	2
2011 CAR	13	6	26	3	29	0.0	7	0	0	0	0	0.0	0	0
2010 NE	15	3	26	2	28	0.0	6	0	1	0	0	0.0	0	0
2009 NE	14	5	29	4	33	0.0	8	0	0	3	91	30.3	91t	1
TOTAL	86	30	199	38	237	0.0	51	5	4	11	271	24.6	91t	4

CAREER REGULAR SEASON RETURN STATISTICS

Year	GP	GS	PR	FC	Yards	Avg.	LG	TD	KR	Yards	Avg.	LG	TD
2013 IND	2	0	1	0	9	9.0	9	0	0	0	0.0	0	0
2009 NE	14	5	0	0	0	0.0	0	0	5	104	20.8	26	0
TOTAL	16	5	1	0	9	9.0	9	0	5	104	20.8	26	0

CAREER POSTSEASON STATISTICS

Year	GP	GS	Solo	Asst.	Total	Sacks	PD	FF	FR	INT	Yds	Avg.	LG	TD
2014 IND	3	1	4	1	5	0.0	1	1	0	0	0	0.0	0	0
2013 IND	2	1	7	2	9	0.0	2	0	0	0	0	0.0	0	0
2012 IND	1	0	4	0	4	0.0	0	0	0	0	0	0.0	0	0
2010 NE	1	0	1	0	1	0.0	0	0	0	0	0	0.0	0	0
2009 NE	1	0	1	0	1	0.0	0	0	0	0	0	0.0	0	0
TOTAL	8	2	17	3	20	0.0	3	1	0	0	0	0.0	0	0


SPECIAL TEAMS TACKLES: 12 (2013 - 5, 2012 - 5, 2011 - 2)



ANTHONY CASTONZO

74 TACKLE

6-7 311 BOSTON COLLEGE



NFL Exp: 5 (5th Year with Colts)

Born: 8/9/88

How Acquired: D1 – 2011 (22nd overall)

GP/GS (Postseason): 65/65 (6/6)

CAREER TRANSACTIONS:

- Selected by the Colts in the first round (22nd overall) of the 2011 NFL Draft.

PRO CAREER:

- Has started all 65 games he has played in during his NFL career.
- Has played and started in 61 consecutive games, dating back to his rookie season in 2011. His streak is currently the fourth-longest among active NFL tackles (D'Brickashaw Ferguson, Donald Penn and Joe Staley).
- Participated in 1,090 offensive plays in 2014, which led all NFL players.
- Assisted a Colts offense that set a franchise single-season record for net yards (6,506) and net passing yards (4,894) in 2014.
- Blocked for quarterback Andrew Luck (2012-14) who has thrown for the most passing yards (12,957) in the first three seasons of a quarterback's career in NFL history.
- Part of an offensive line that assisted the Colts in averaging 27.5 rushing attempts and 104.4 rushing yards per game in 2012, the most for the team in five seasons.
- Caught his first career pass for a one-yard touchdown on Nov. 16, 2014 against New England. He was the first Colts offensive lineman to score a touchdown dating back to 2008.

2015 (COLTS):

- Started at left tackle in the team's Week 1 loss at Buffalo (9/13). Blocked for a Colts offense that totaled 304 yards, including 243 passing yards from quarterback Andrew Luck.
- In a Week 2 loss against the New York Jets (9/21), started at left tackle and assisted a Colts offense that generated 343 yards and one touchdown.
- Assisted a Colts offense that totaled 378 net yards starting at left tackle in a Week 3 win at Tennessee (9/27). Opened rushing lanes for Frank Gore to compile 86 yards and two rushing touchdowns.
- Started at left tackle in a Week 4 victory against Jacksonville (10/4) and provided time for Matt Hasselbeck to complete 30 passes for 282 yards and one touchdown as the offense compiled 326 net yards.
- Opened rushing lanes for running back Frank Gore to total 98 rushing yards and one touchdown in a Week 5 win at Houston (10/8). The 98 yards are the most for a Colts running back in a single game dating back to 2012. Also blocked for quarterback Matt Hasselbeck who threw for 213 yards and two touchdowns.

2014 (COLTS):

- Started all 16 regular season games and three postseason contests at left tackle. Was part of an offensive line that assisted the offense in setting a single-season franchise record for net yards (6,506).
- Started at left tackle in the season opener at Denver (9/7) and helped the team compile 408 net yards. Blocked for Andrew Luck to complete 35-of-53 passes for 370 yards and two touchdowns in the loss.
- Was part of an offensive line that did not allow a sack in Week 2 against Philadelphia (9/15). Helped block for a rushing attack that generated 169 net yards.
- Started at left tackle in a Week 3 win at Jacksonville (9/21) and provided time for the offense to finish with 529 net yards (385 passing, 144 rushing), which is the 10th highest total for a single game in team history. Blocked for Andrew Luck to tie a single-game career-high with four passing touchdowns.
- Was part of an offensive line that did not allow a sack in a Week 4 victory against Tennessee (9/28). Blocked for a Colts offense that netted 498 yards as Andrew Luck tied his single-game career-high with four touchdown passes.
- Started at left tackle in a Week 5 victory against Baltimore (10/5). Blocked for a Colts offense that totaled 432 net yards as the line allowed only 1.0 sack. Provided time for Andrew Luck to throw for 312

QUICK HITS

Castonzo participated in 1,090 offensive plays in 2014, which led all NFL players. He has played and started in 61 consecutive games, dating back to his rookie season in 2011. The streak is currently the fourth-longest among active NFL tackles (D'Brickashaw Ferguson, Donald Penn and Joe Staley).

yards and one touchdown.

- Started his 50th consecutive game at left tackle and assisted a Colts offense that compiled 456 net yards in a Week 6 victory at Houston (10/9). Blocked for quarterback Andrew Luck to throw for 370 yards and three touchdowns as wide receiver T.Y. Hilton compiled 223 yards and one score.
- In a Week 7 victory against Cincinnati (10/19), started at left tackle and provided time for the Colts to record 506 net yards and 27 first downs. Assisted Andrew Luck who threw for his franchise-tying fifth consecutive 300-plus yard passing performance (344).
- Started at left tackle in a Week 9 win at the New York Giants (11/3) and assisted a Colts offense that totaled 443 net yards as Andrew Luck tied his single-game career-high with four passing touchdowns. Was part of an offensive line that allowed only 1.0 sack.
- In a Week 11 loss against New England (11/16), started at left tackle and blocked for Andrew Luck to record his eighth consecutive game with 300-plus passing yards. Caught his first career pass, which went for a one-yard touchdown in the fourth quarter. It was the first touchdown from a Colts offensive lineman dating back to Dec. 28, 2008 when Jamey Richard recovered a fumble for a touchdown against the Tennessee Titans.
- Started at left tackle and helped the offense total 389 yards of net offense in a Week 12 victory against Jacksonville (11/23). The team's 175 rushing yards was the highest total of the season and the most dating back to a Sept. 22, 2013 win at San Francisco (184).
- Blocked for a Colts offense that compiled 487 net yards starting at left tackle in a Week 13 win against Washington (11/30). It was the team's ninth 400-plus net yard performance, which set a franchise single-season record. Provided time for Andrew Luck to throw for 370 yards as he set a career-high with five touchdown passes.
- Started at left tackle in a Week 17 victory at Tennessee (12/28) and blocked for Andrew Luck to set a franchise single-season record in passing yards (4,761) as the Colts totaled 378 yards of net offense.
- In the team's AFC Wild Card Playoff victory against Cincinnati (1/4/15), was part of an offensive line that assisted the team in compiling 482 net yards, the third-highest total for a single postseason game in franchise history. The unit allowed only 1.0 sack and blocked for Andrew Luck to throw for 376 yards and one touchdown.
- Started at left tackle in the team's AFC Divisional Playoff win at Denver (1/11/15) and was part of an offensive line that did not allow a sack as the team compiled 364 net yards. Blocked for Andrew Luck to throw for 265 yards while adding two touchdown passes.
- In the team's AFC Championship Game loss at New England (1/18/15), started at left tackle and blocked for the Colts to total 209 yards of net offense.

2013 (COLTS):

- Started all 16 games at left tackle for the second consecutive year. Provided time for the Colts to average 341.8 net yards per game, which included a 108.9 rushing average, the team's highest mark since 2006.
- In the team's Week 3 win at San

CAREER GP/GS (POSTSEASON):

2015 IND: 5/5
2014 IND: 16/16 (3/3)
2013 IND: 16/16 (2/2)
2012 IND: 16/16 (1/1)
2011 IND: 12/12
TOTAL: 65/65 (6/6)

Francisco (9/22), blocked for Indianapolis' leading rusher, Ahmad Bradshaw (95 yards). Also provided time for quarterback Andrew Luck to throw for 159 yards on 17 completions.

- Blocked for a Colts rushing attack that totaled 157 net yards in a 37-3 victory at Jacksonville (9/29). It marked the fourth consecutive game the team topped the 100-yard rushing plateau. Also provided time for quarterback Andrew Luck to compile 257 passing yards on 21 completions.
- Blocked for a Colts offense that registered 317 net yards in a Week 5 victory against Seattle (10/6). Provided time for quarterback Andrew Luck to complete 16 passes for 229 yards and two touchdowns, including a 73-yard touchdown strike to wide receiver T.Y. Hilton.
- In a Week 7 victory against Denver (10/20), assisted quarterback Andrew Luck in throwing for 228 yards and three touchdowns while blocking for Luck's third quarter rushing touchdown. Also opened rushing lanes for the Colts to tally 121 yards as a team marking the sixth game of the season Indianapolis finished with 100-plus rushing yards.
- Opened rushing lanes for the Colts to record their seventh 100-plus rushing yard game (137) of the season in a win at Tennessee (11/14). Also assisted quarterback Andrew Luck in throwing for 232 yards en route to the team's 366 net yard performance.
- Blocked for a Colts offense that registered its eighth 100-yard rushing contest of the season in a 22-14 win against Tennessee (12/1). Also provided time for quarterback Andrew Luck to throw for 200 yards in the victory.
- Was part of an offensive line that did not allow a sack and blocked for quarterback Andrew Luck to throw for 326 yards and four touchdowns in a Week 14 loss at Cincinnati (12/8).
- In a Week 15 win against Houston (12/15), blocked for the Colts to register 152 rushing yards, the team's ninth 100-plus-yard rushing performance of the season. Provided time for quarterback Andrew Luck to throw for 180 yards and two touchdowns in the win.
- In a Week 16 win at Kansas City, started at left tackle and opened rushing lanes for an offense that recorded 135 yards, which was the team's 10th 100-yard rushing performance this season. Also blocked for quarterback Andrew Luck to throw for 241 yards and one touchdown.
- Started at left tackle during the team's AFC Wild Card Playoff win against Kansas City (1/4/14) and was part of an offensive line that allowed only 1.0 sack while assisting a Colts offense that recorded 536 total net yards, which set a franchise record for a postseason game and tied for the ninth-most in NFL postseason history. Also blocked for quarterback Andrew Luck who threw for 443 yards and four touchdowns, which were both the second-highest totals for a postseason game in team history.
- In the team's AFC Divisional Playoff loss at New England (1/11/14), started at left tackle and provided time for a Colts offense that totaled 386 net yards as quarterback Andrew Luck threw for 331 yards and two touchdowns in the loss.

2012 (COLTS):

- Started all 16 games at left tackle.
- Blocked for quarterback Andrew Luck who set then-season highs in completions (31), attempts (55) and passing yards (362) against Green Bay (10/7).
- Blocked for a Colts rushing attack that totaled 148 yards against Cleveland (10/21).
- Paved the way for the Colts to generate a season-high 171 rushing yards en route to 457 net yards at Tennessee (10/28).
- Provided time for the Colts to total 516 net yards, including Andrew Luck's career-high 433 passing yards in a 23-20 Week 9 victory over Miami (11/4).
- Helped the Colts total 459 yards of net offense at Detroit (12/2). Provided time for quarterback Andrew Luck who threw for 391 yards and four touchdowns in the victory.
- Opened rushing lanes for running back Vick Ballard to post his first career 100-yard outing at Houston (12/16).
- Blocked for quarterback Andrew Luck to throw for 205 yards and set a new NFL single-season record for passing yards by a rookie quarterback in a playoff-clinching victory at Kansas City (12/23).

- Made a start at left tackle at Baltimore (1/6/13) in his first career playoff game. Provided time for the Colts to generate 419 net yards, including 91 rushing yards by running back Vick Ballard.

2011 (COLTS):

- In his rookie season, started all 12 games he participated in at left tackle and was inactive for another four. Was not flagged for a single holding penalty during the season.
- Made his NFL debut at Houston (9/11).
- Opened holes for running backs Joseph Addai and Delone Carter to combine for 25 carries for 110 yards (4.4 avg.) against Cleveland (9/18).
- Blocked for running back Joseph Addai to rush 17 times for 86 yards against Pittsburgh (9/25). Was part of an offensive line that allowed only 1.0 sack.
- Provided time for quarterback Dan Orlovsky to set a career-high and Colts season-high with 353 passing yards at New England (12/4).
- Opened running lanes for the Colts to set a season-high in rushing yards (205) while running back Donald Brown set a career-high with 161 yards against Tennessee (12/18).

COLLEGE:

- Set a school record with 54 career starts on the offensive line at Boston College.
- Was a team captain as a senior and allowed only 1.0 sack during the season. Helped running back Montel Harris lead the conference in rushing while Boston College running backs totaled nine 100-plus yard outings.
- Was a third-team All-America selection by The Associated Press and an All-Atlantic Coast Conference first-team pick.
- As a junior, allowed only 1.0 sack and was an All-ACC first-team selection and SI.com honorable mention All-America choice.
- Was a Second Team All-ACC selection and All-Sophomore first-team choice by the *College Football News* in his second year.
- Started every game as a true freshman and was an All-ACC Freshman Team pick by Sporting News.
- Holds a degree in biochemistry.
- Was a Rhodes Scholarship candidate, a National Football Foundation National Scholar-Athlete and a finalist for the William V. Campbell Trophy and Lowe's Senior CLASS Award.

PERSONAL:

- Attended Lake Zurich (Ill.) High School and competed at offensive tackle and defensive tackle while playing basketball and earning all-conference honors in discus.
- Was an Illinois State Athletic Scholar.
- His father, Bill, played football at Illinois and brother, Bill, Jr., played at Drake.
- Regularly supports Riley Hospital for Children through the Miracle Ride and visits to patients.
- Participated in the Colts annual playground build.
- Takes part as a Colts Community Ticket Block sponsor.
- Supports the Colts holiday shopping spree for low-income youth.



GETTING TO KNOW ANTHONY CASTONZO

Favorite team and/or athlete outside of football: Chicago Bulls

Favorite music: Anything but country

Hobbies outside of football: Cooking, eating and anything with food. Also movies.

Favorite food: Mom's Sunday red gravy

Favorite movie: *The Godfather: Part II*

What's the one thing you couldn't live without: Water


- Supports Kids' Voice of Indiana and was the host for the 2013 Golf Classic.
- Has volunteered at the Humane Society of Indianapolis.
- Was a drill leader for the Riley Hospital Change the Play Kickoff event.
- Born in Hawthorn Woods, Ill.



TRENT COLE

58 OUTSIDE LINEBACKER

6-3 270 CINCINNATI



NFL Exp: 11 (1st Year with Colts)
How Acquired: FA – 2015

Born: 10/5/82
GP/GS (Postseason): 159/149 (8/8)

CAREER TRANSACTIONS:

- Signed by the Colts as a free agent on March 10, 2015.
- Released by the Philadelphia Eagles on March 4, 2015.
- Selected by the Eagles in the fifth round (146th overall) of the 2005 NFL Draft.

PRO CAREER:

- Earned Pro Bowl honors twice in Philadelphia following the 2007 and 2009 seasons. Also garnered Associated Press Second-Team All-Pro honors in 2009.
- His 85.5 career sacks in Philadelphia rank second in team history, trailing only Pro Football Hall of Famer Reggie White (124.0).
- Posted double-digit sack numbers in three consecutive seasons from 2009-2011. Also posted double digit sacks in 2007 when he got to the quarterback 12.5 times. The only player with more double-digit sack seasons in Eagles history is Reggie White (eight).
- His 20 career multiple-sack games in Philadelphia rank third all-time in team history behind Reggie White (38) and Clyde Simmons (21).
- Was named to *USA Today's* All-Joe team in three consecutive seasons from 2006-08.
- His 155 career regular season games played rank ninth in Eagles franchise history. He only missed four games due to injury in 10 seasons with the team.
- Has sacked 50 different quarterbacks in his career.
- His 19 forced fumbles rank third all-time in Eagles history.

2015 (COLTS):

- Started at RUSH linebacker in his Colts debut in a Week 1 loss at Buffalo (9/13) and finished with one tackle.
- In a Week 2 loss against the New York Jets (9/21), compiled six tackles (two solo).
- Was inactive for a Week 3 victory at Tennessee (9/27).
- Started at RUSH linebacker in a Week 4 win against Jacksonville (10/4) and compiled five tackles (three solo), one tackle for loss and one pass defended.
- In a Week 5 victory at Houston (10/8), started at RUSH linebacker and notched two tackles.

2014 (EAGLES):

- Started all 15 games he played in and totaled 20 quarterback hurries (second on team), 6.5 sacks (third on team), 12.5 tackles for loss (third on team) and three forced fumbles (tied for third on team).
- Recorded a sack-fumble on quarterback Chad Henne late in the fourth quarter in a win against Jacksonville (9/7). The fumble was recovered by defensive end Fletcher Cox, and he ran it back for a 17-yard touchdown.
- Forced a Trent Richardson fumble in the first quarter at Indianapolis (9/15). The forced fumble marked his second in two games.
- Split a sack of quarterback Colin Kaepernick with linebacker Connor Barwin in the first quarter at San Francisco (9/28). Also tallied four quarterback hurries in the game.
- Registered a sack for the second-straight game when he brought down quarterback Austin Davis and knocked the ball loose vs. St. Louis (10/5), which allowed defensive end Cedric Thornton to recover the fumble on the goal line for a touchdown. It was his third forced fumble in five games.
- Sacked quarterback Eli Manning, his third in three consecutive games, in the first quarter against the New York Giants (10/12).
- Recorded a sack of Cam Newton in the second quarter vs. Carolina (11/10).
- Tallied his 20th career multiple-sack game with two quarterback takedowns of Zach Mettenberger against Tennessee (11/23). Mettenberger marked the 50th different quarterback he's sacked in his career.

QUICK HITS

A two-time Pro Bowler, Cole posted the second-most career sacks (85.5) and double-digit sack seasons (four) in Eagles history behind Pro Football Hall of Famer Reggie White.

Cole has sacked 50 different quarterbacks leading to his career total of 88.0 (including postseason). Here is a breakdown of his most sacked quarterbacks.

SACKS QUARTERBACK

9.0	Eli Manning
6.0	Jay Cutler
4.0	Jason Campbell
3.5	Jon Kitna, Tony Romo
3.0	Drew Bledsoe, J.P. Losman, Matt Ryan, Alex Smith
2.5	Drew Brees, David Garrard
2.0	David Carr, Ryan Fitzpatrick, Joe Flacco, Robert Griffin III, Zach Mettenberger, Kyle Orton, Carson Palmer
1.5	Brett Favre, Vince Young
1.0	Brooks Bollinger, Sam Bradford, Mark Brunell, Kerry Collins, Andy Dalton, Austin Davis, Jake Delhomme, Ken Dorsey, Brian Griese, Rex Grossman, Chad Henne, Kelly Holcomb, Tarvaris Jackson, Josh Johnson, Peyton Manning, Stephen McGee, Cam Newton, J.T. O'Sullivan, Chad Pennington, Terrelle Pryor, Aaron Rodgers, Ben Roethlisberger, JaMarcus Russell, John Skelton, Kurt Warner, Joe Webb
0.5	Matt Cassel, Matt Hasselbeck, Colin Kaepernick, Kevin Kolb

SINGLE-GAME HIGHS

Tackles: 13 at MIN (10/28/07)
Sacks: 3.5 vs. DET (9/23/07)
FF: 1, 19 times (Last: vs. STL 10/5/14)
FR: 3 vs. CIN (12/13/12)
Int: 1 at NYG (12/17/06)
PD: 1, 17 times (Last: vs. JAX 10/4/15)

2013 (EAGLES):

- Started all 16 games for the fifth time in his career and led the team in sacks (8.0), tackles for a loss (10.0) and forced fumbles (three), and ranked second in quarterback pressures (15).
- Tackled running back Alfred Morris in the end zone for a safety at Washington (9/9). Also forced a fumble by Morris on the Redskins first

offensive play, as the ball was recovered by Mychal Kendricks on the Washington 25-yard line. The fumble recovery led to the Eagles first touchdown of the game on the ensuing drive.

- Forced a Ryan Mathews fumble that was recovered by Mychal Kendricks on the Eagles eight-yard line to stall an opponent drive against San Diego (9/15). It marked the first time in his career that he forced a fumble in two-straight games.
- Sacked quarterback Terrelle Pryor at Oakland (11/3).
- Posted 2.0 sacks on quarterback Robert Griffin III against Washington (11/17), notching nine total tackles, including three tackles for loss.
- Recorded eight tackles and 2.0 sacks on quarterback Carson Palmer against Arizona (12/1), including a sack-fumble that was recovered by Bennie Logan on the opening drive of the game which led to an Eagles touchdown. It was the third time in his career posting multiple sacks in back-to-back games and his first time since 2006.
- Tallied 3.0 sacks on quarterback Jay Cutler against Chicago (12/22), which moved him past Clyde Simmons (76) for second on the Eagles all-time sack list. It was the third time in his career posting 3.0-plus sacks in a game.
- Sacked quarterback Drew Brees in the NFC Wild Card Playoffs vs. New Orleans (1/4).

2012 (EAGLES):

- Played and started all 16 regular season games for the fourth time in his career.
- Notched 60 tackles (32 solo) and 3.0 sacks.
- In a 24-23 Week 3 win at Baltimore (9/16), stripped quarterback Joe Flacco on the second play of the game and teammate Cullen Jenkins recovered at the Ravens 15. The turnover led to a LeSean McCoy touchdown run on the ensuing possession. The forced fumble was the 13th of his career.

2011 (EAGLES):

- Played and started in 14 games.
- Recorded double digit sacks (11.0) for the second consecutive season. His 11.0 sacks were the second-highest total of his career (12.5).
- Tallied 75 tackles including 47 solo stops.
- Posted 5.0 sacks in the team's four-game winning streak the final four weeks of the regular season.
- Had 3.0 sacks at Miami (12/11) marking the 15th multiple-sack game of his career.

2010 (EAGLES):

- Started in all 15 games he played in and led the team in sacks (10.0), quarterback hurries (34) and tackles for loss (9.0). Also ranked third in total tackles (81).
- With 10.0 sacks in 2010 and 12.5 in 2009, became the first Eagle to post double-digit sacks in consecutive seasons since William Fuller did so in 1995-96.
- Sacked quarterback Aaron Rodgers and notched nine tackles against Green Bay (9/12).
- Recorded 2.0 sacks on quarterback David Garrard at Jacksonville

(9/26).

- Notched 2.0 sacks on quarterback Matt Ryan against Atlanta (10/17). Also registered a forced fumble on Ryan in the fourth quarter and contributed with three tackles for loss.
- Recorded at least one sack in three straight games, tallying 2.0 on Matt Ryan vs. Atlanta (10/17), 1.0 on Kerry Collins at Tennessee (10/24) and 1.0 on Peyton Manning vs. Indianapolis (11/7).
- With 2.0 sacks of quarterback Jay Cutler at Chicago (11/28), moved past Hugh Douglas and into third place on the Eagles all-time sack list.
- Posted a sack of quarterback Joe Webb against Minnesota (12/28).
- Was named to *Pro Football Weekly's* mid-season All-Pro team.

2009 (EAGLES):

- Started all 16 games and was named to the Pro Bowl for the second time in his career, as he finished sixth in the NFL and third in the NFC with 12.5 sacks, which matched a career-high set back in 2007.
- Led the team in sacks (12.5) and quarterback hurries (26). Finished tied for first with six tackles for loss and finished second in total tackles (93).
- Registered at least a half-sack in 11 games.
- Sacked quarterback Jake Delhomme at Carolina (9/13) and forced a fumble on the play which was recovered by defensive end Victor Abiamiri for an Eagles touchdown.
- Notched 2.0 sacks of quarterback Jason Campbell at Washington (10/26).
- Forced a Brandon Jacobs fumble at the New York Giants (12/13) that was recovered by Sheldon Brown and returned 60 yards for a touchdown.
- Registered 2.0 sacks of quarterback Alex Smith against San Francisco (12/20), his second multiple-sack game of the season and the 12th of his career.

2008 (EAGLES):

- Started all 16 games for the second time in his career and led the team in quarterback hurries (22), finished tied for first in tackles for loss (9.0), second in sacks (9.0) and third with three forced fumbles.
- Was named to the *USA Today* All-Joe Team for the third consecutive season.
- Stripped quarterback Kyle Orton for a sack-fumble at Chicago (9/28). The ball was recovered by linebacker Omar Gaither and led to an Eagles field goal.
- Recorded a sack on quarterback Ben Roethlisberger, two tackles for loss and seven tackles in a win against Pittsburgh (9/21). Also pressured Roethlisberger into an intentional grounding penalty in the end zone for a safety, putting the Eagles up by six late in the fourth quarter.
- Stripped quarterback J.T. O'Sullivan for a sack-fumble in the fourth quarter of a win at San Francisco (10/12). The ball was recovered by defensive end Chris Clemons and led to a field goal that put the Eagles ahead by seven with 1:10 to play in the fourth quarter.
- Brought down quarterback Eli Manning for a sack vs. the New York Giants (11/9), while also delivering one forced fumble, one tackle for loss and one quarterback hurry in the game.
- Registered 2.0 sacks at Cincinnati (11/16).
- Hurdled the offensive line to block a potential game-tying field goal by kicker John Carney in the second quarter of a win at the New York Giants (12/7). Added five tackles, one tackle for loss and a quarterback hurry. The blocked field goal was the first of his career and the first by an Eagles player since safety Quintin Mikell vs. San Diego October 23, 2005.
- Notched a sack and a team-high five quarterback hurries vs. Cleveland (12/15).
- Registered a sack in the NFC Championship game at Arizona (1/18/09).



GETTING TO KNOW TRENT COLE

Favorite team and/or athlete outside of football: Cincinnati Bearcats and New Orleans Pelicans

Favorite musician and/or song: Anthony Hamilton and Jamey Johnson

Hobbies outside of football: Hunting, fishing, farming and shooting

What is something interesting about you that most people may not know: Can play the acoustic guitar

Favorite food: Steak and tuna

Favorite vacation spot: Anywhere my wife wants to go

If you could have lunch with three people, living or dead, who would they be: Fred Bear, Andy Reid and President Obama

Favorite movie: Any movie with Denzel Washington

What's the one thing you couldn't live without: My family and especially my wife

2007 (EAGLES):

- Set career highs in sacks (12.5) and tackles (103) on his way to his first Pro Bowl selection. Also tallied four multiple-sack games and was voted by his teammates as the team’s defensive MVP.
- Was named to *USA Today’s* All-Joe Team for the second consecutive season.
- Registered 1.5 sacks on quarterback Brett Favre and one forced fumble at Green Bay (9/9).
- Notched a career-high 3.5 sacks on quarterback John Kitna and had one forced fumble against Detroit (9/23).
- Sacked quarterback Brian Griese and recorded 12 tackles against Chicago (10/21).
- Earned NFC Defensive Player of the Week honors for his performance at Minnesota (10/28), notching 2.0 sacks and a career-high 13 tackles.
- Recorded a half sack, one forced fumble and one fumble recovery against Seattle (12/2). His fumble recovery led to an Eagles touchdown.
- Sacked quarterback Eli Manning twice against the New York Giants (12/9).
- Brought down quarterback Tony Romo for a sack and a forced fumble in the fourth quarter of a win at Dallas (12/16).

2006 (EAGLES):

- Started 14-of-16 games and was named the starter at defensive end three games into the season after Jevon Kearse went down with a torn ACL. Went on to lead the team with a career-high 8.0 sacks and led the defensive line with a career-high 84 tackles.
- Was named to *USA Today’s* All-Joe Team.
- Posted back-to-back multiple-sack games for the second time in his career: against the New York Giants (9/17) and at Houston (9/10).
- Posted 1.5 sacks on quarterback Vince Young and contributed nine tackles, two tackles for loss and one forced fumble against Tennessee (11/19).
- In the fourth quarter at the New York Giants (12/17), picked off a deflected pass from quarterback Eli Manning for his first career interception and returned it 19 yards for his first career touchdown. The score sealed the Eagles victory.

2005 (EAGLES):

- Competed in 15 games (seven starts) after earning a starting spot at defensive end for the final seven games of 2005 and finished the season ranked first among all rookie defenders and fourth among all

- NFL defenders in sacks (5.0).
- Received first-team all-rookie honors from *NFL.com* and *Pro Football Weekly*.
- Ranked second on the team with 5.0 sacks, all of which occurred in three-straight games from Weeks 9 to 11.
- Earned NFL Defensive Rookie of the Month honors in November after posting 5.0 sacks, 15 tackles, five quarterback hurries and one forced fumble. He became the first Eagle to win the award since Corey Simon in November of 2000.
- Recorded his first career sack at Washington (11/6) on quarterback Mark Brunell.
- Posted back-to-back 2.0-sack games against Dallas (11/14) and at the New York Giants (11/20).

COLLEGE:

- A two-time First Team All-Conference USA selection at Cincinnati.
- Finished his career at Cincinnati with 238 tackles, 19.0 sacks, 48 tackles for loss, four forced fumbles and two fumble recoveries.
- Left the Bearcat program ranked third on the school’s all-time sack list.
- Started every game at weakside defensive end in 2004, totaling 68 tackles, 8.5 sacks and 22 tackles for loss. His 22 tackles for loss ranked No. 4 in the nation. Also registered a safety and two blocked kicks.
- In 2002, started nine games at defensive tackle before moving to defensive end. Posted 86 tackles, 5.0 sacks and 12 tackles for loss, en route to Conference USA Defensive Newcomer of the Year honors.

PERSONAL:

- Starred at Xenia (Ohio) High School earning league and area defensive player of the year honors after posting 121 tackles and 8.0 sacks as a senior. Also rushed for 1,241 yards and 10 touchdowns on his way to earning all-state honors. Played in the Ohio North-South All-Star game.
- An avid hunter and outdoorsmen who started his own hunting and outdoors television show called Blitz TV in 2011. It now airs on Destination America and NBC Sports.
- Also lettered in basketball, track and baseball in high school.
- Is a cousin of New Orleans Pelicans point guard Norris Cole.
- Majored in criminal justice at Cincinnati.
- A native of Xenia, Ohio.

2015 GAME-BY-GAME STATISTICS

Date/Opp.	GP	GS	Solo	Asst.	Total	Sacks	PD	FF	FR	INT	Yds	Avg.	LG	TD
9/13 @ BUF	1	1	1	0	1	0.0	0	0	0	0	0	0.0	0	0
9/21 vs. NYJ	1	1	2	4	6	0.0	0	0	0	0	0	0.0	0	0
9/27 @ TEN	INACTIVE													
10/4 vs. JAX	1	1	3	2	5	0.0	1	0	0	0	0	0.0	0	0
10/8 @ HOU	1	1	1	1	2	0.0	0	0	0	0	0	0.0	0	0
10/18 vs. NE														
10/25 vs. NO														
11/2 @ CAR														
11/8 vs. DEN														
11/22 @ ATL														
11/29 vs. TB														
12/6 @ PIT														
12/13 @ JAX														
12/20 vs. HOU														
12/27 @ MIA														
1/3 vs. TEN														
2015 TOTALS	4	4	7	7	14	0.0	1	0	0	0	0	0.0	0	0

CAREER REGULAR SEASON STATISTICS

Year	GP	GS	Solo	Asst.	Total	Sacks	PD	FF	FR	INT	Yds	Avg.	LG	TD
2015 IND	4	4	7	7	14	0.0	1	0	0	0	0	0.0	0	0
2014 PHI	15	15	38	26	64	6.5	0	3	0	0	0	1.0	1	0
2013 PHI	16	16	57	25	82	8.0	3	3	0	0	0	0.0	0	0
2012 PHI	16	16	32	28	60	3.0	1	1	1	0	0	1.0	1	0
2011 PHI	14	14	47	28	75	11.0	1	1	0	0	0	0.0	0	0
2010 PHI	15	15	53	28	81	10.0	2	1	0	0	0	0.0	0	0
2009 PHI	16	16	58	35	93	12.5	0	2	0	0	0	0.0	0	0
2008 PHI	16	16	59	39	98	9.0	2	2	0	0	0	0.0	0	0
2007 PHI	16	16	61	42	103	12.5	2	4	1	0	0	0.0	0	0
2006 PHI	16	14	48	36	84	8.0	3	1	1	1	19	19.0	19t	1
2005 PHI	15	7	42	13	55	5.0	2	1	0	0	0	0.0	0	0
TOTAL	159	149	502	307	809	85.5	17	19	3	1	19	19.0	19t	1

CAREER POSTSEASON STATISTICS

Year	GP	GS	Solo	Asst.	Total	Sacks	PD	FF	FR	INT	Yds	Avg.	LG	TD
2013 PHI	1	1	4	2	6	1.0	1	0	0	0	0	0.0	0	0
2010 PHI	1	1	3	3	6	0.0	0	0	0	0	0	0.0	0	0
2009 PHI	1	1	3	1	4	0.0	0	0	0	0	0	0.0	0	0
2008 PHI	3	3	11	8	19	1.0	1	0	0	0	0	0.0	0	0
2006 PHI	2	2	10	2	12	0.5	0	0	0	0	0	0.0	0	0
TOTAL	8	8	31	16	47	2.5	2	0	0	0	0	0.0	0	0


SPECIAL TEAMS TACKLES: 7 (2006 - 1, 2005 - 6)



VONTAE DAVIS

21 CORNERBACK

5-11 207 ILLINOIS



NFL Exp: 7 (4th Year with Colts)
How Acquired: T – 2012 (MIA)

Born: 5/27/88
GP/GS (Postseason): 90/82 (6/5)

CAREER TRANSACTIONS:

- Acquired by the Colts in a trade with the Miami Dolphins in exchange for a second round pick and a conditional late-round pick in the 2013 NFL Draft.
- Originally selected by the Dolphins in the first round (25th overall) of the 2009 NFL Draft.

PRO CAREER:

- Was selected to his first career Pro Bowl in 2014.
- Established a career-high and led the Colts with 18 passes defended in 2014 and did not allow a single touchdown in coverage all season.
- Named AFC Defensive Player of the Week after recording two interceptions against the Houston Texans on December 30, 2012.
- Led the Dolphins with four interceptions in 2009 and 2011.
- In 2009, became Miami's first rookie to lead the team in interceptions since safety Louis Oliver had four in 1989. Was one of only two rookie cornerbacks ever to lead the Dolphins in interceptions, along with Lloyd Mumphord, who had five in his rookie season in 1969.
- Was named to the 2014 USA Football All-Fundamentals Team, which recognizes NFL players who employ proper technique, particularly when blocking and tackling, which fosters better on-field performance and advances player safety.
- Was named the 2015 Week 5 NFLPA Community MVP for three community events he took part in all in the same week benefiting local disadvantaged youth.

2015 (COLTS):

- In a Week 1 loss at Buffalo (9/13), started at right cornerback and finished with one pass defended. Primarily defended Bills wide receiver Sammy Watkins who did not finish with a reception.
- Started at right cornerback in a Week 2 loss against the New York Jets (9/21) and totaled two tackles and two passes defended before leaving the game with a concussion in the first half.
- Finished with four tackles (three solo) and two passes defended starting at right cornerback in a Week 3 victory at Tennessee (9/27).
- Started at right cornerback in a Week 4 win against Jacksonville (10/4) and notched three tackles and one pass defended.
- Recorded five tackles (three solo) starting at right cornerback in a Week 5 victory at Houston (10/8).

2014 (COLTS):

- Started all 15 games he competed in at right cornerback and totaled 44 tackles (38 solo), a career-high and team-leading 18 passes defended, four interceptions, two forced fumbles and one fumble recovery.
- Earned his first career Pro Bowl selection.
- Compiled three tackles, one interception and one pass defended starting at cornerback in a Week 3 win at Jacksonville (9/21). The interception was his first of the season and the 14th of his career.
- Posted four tackles, one interception and two passes defended starting at cornerback in a Week 5 win against the Ravens (10/5). The interception was Davis' second of the season and led to a Colts touchdown in the third quarter. The 29-yard interception return was the longest of his career. Was part of a secondary that allowed only 197 net passing yards.
- In a Week 6 win at Houston (10/9), tallied five tackles, one pass defended and one forced fumble. He forced an Andre Johnson fumble in the fourth quarter, which was recovered by safety Mike Adams.
- Started at right cornerback in a Week 7 victory against Cincinnati (10/19) and tallied three tackles and a regular season single-game career-high four passes defended. Was part of a secondary that allowed only 135 net yards in the shutout win.
- Compiled three tackles, one interception and two passes defended starting at right cornerback in a Week 12 victory against Jacksonville (11/23). Recorded his third interception of the season when he picked off Blake Bortles on the Jaguars opening offensive possession of the

QUICK HITS

Davis did not allow a touchdown in all of 2014, earning his first career Pro Bowl selection. He tied for third in the NFL with 18 passes defended and in the team's AFC Divisional Playoff win at Denver, posted five passes defended, which was tied for the third-most in an NFL playoff game dating back to 1994.

In 2009, became Miami's first rookie to lead the team in interceptions since safety Louis Oliver had four in 1989. Was one of only two rookie cornerbacks ever to lead the Dolphins in interceptions, along with Lloyd Mumphord, who had five in his rookie season in 1969.

His brother, Vernon, played tight end at Maryland and was the sixth overall pick in the 2006 NFL Draft by the San Francisco 49ers, making them the third set of brothers to both be first round NFL draft choices, joining Eli (2004, QB, 1st overall, San Diego/Traded to New York Giants) and Peyton Manning (1998, QB, 1st overall, Indianapolis) and Jerome (2003, DE, 15th overall, Philadelphia) and Stocker McDougle (2000, T, 20th overall, Detroit).

game. Davis registered a career-long 42-yard return, setting up a Colts field goal.

- Started at right cornerback in a Week 15 win against Houston (12/14) and contributed with three tackles, one interception and two passes defended. With his interception, he matched his single-season career-high of four which he set in 2009 and 2011 with Miami.
- In a Week 17 victory at Tennessee (12/28), started at right cornerback and registered three tackles while contributing with one forced fumble and one fumble recovery. He set a new single-season high with his second forced fumble of the season and his recovery was the first of his career. Was part of a secondary that limited the Titans to 50 net passing yards.
- Started at right cornerback in the team's AFC Wild Card Playoff win against Cincinnati (1/4/15). Finished the game with four solo tackles, one tackle for loss and one pass defended.
- In the team's AFC Divisional Playoff victory at Denver (1/11/15), tied for the lead in the secondary with eight tackles (seven solo) and added a career postseason high five passes defended. The five passes defended were the most in an NFL postseason game dating back to Jan. 18, 2004 (Ricky Manning, Jr., five).
- Started at right cornerback in the team's AFC Championship Game loss

SINGLE-GAME HIGHS

Tackles: 9 at HOU (12/16/12)
Sacks: 1.0, two times (Last vs. TEN 12/9/12)
FF: 1, three times (Last at TEN 12/28/14)
FR: 1 at TEN (12/28/14)
Int: 2, two times (Last: vs. HOU 12/30/12)
PD: 4 vs. CIN (10/19/14)

at New England (1/18/15) and finished with four solo tackles and one pass defended.

2013 (COLTS):

- Started all 16 games at right cornerback and totaled 48 tackles (42 solo), one interception and 13 passes defended.
- Totaled three tackles, one interception and two passes defended starting at cornerback in the team's Week 4 win at Jacksonville (9/29). The interception was his first of the season and the 13th of his career. Was part of a secondary that totaled three interceptions and held the Jaguars to 165 net passing yards.
- Finished with seven tackles (five solo) in the team's Week 6 loss at San Diego (10/14).
- Turned in an impressive performance in a Week 7 victory against Denver (10/20). Recorded five tackles (four solo) and two passes defended. Was part of a secondary that held the Broncos and quarterback Peyton Manning to 2013 single-game first half lows in net yards (134) and net passing yards (101).
- In a Week 12 loss at Arizona (11/24), finished with four tackles and one pass defended.
- In a Week 16 victory at Kansas City (12/22), finished with three solo tackles and two passes defended. Was part of a secondary that held the Chiefs to 132 net passing yards.
- Started at right cornerback during the team's AFC Wild Card Playoff win against Kansas City (1/4/14) and posted three solo tackles.
- Finished with one tackle during the team's AFC Divisional Playoff loss at New England (1/11/14).

2012 (COLTS):

- Started all 10 games he played in and compiled 53 tackles (40 solo), seven passes defended, three interceptions and 1.0 sack.
- Started his first game as a member of the Colts at left cornerback against Chicago (9/9). Finished the game with five tackles.
- Finished with seven tackles (five solo) against Minnesota (9/16).
- Returned from an ankle injury to start at right cornerback at Detroit (12/2) and finished the game with six solo tackles, one tackle for loss and one pass defended.
- Finished with eight tackles (seven solo), contributed with his first sack of the season and added one pass defended against Tennessee (12/9).
- Led the secondary with nine solo tackles at Houston (12/16). His nine tackles marked a season-high.
- Intercepted his first pass as a member of the Colts when he picked Brady Quinn in the end zone to stall a potential Chiefs touchdown at Kansas City (12/23). It was the second interception of the game for the Colts and the 10th of Davis' career. Finished the game with six tackles and two passes defended.
- Named AFC Defensive Player of the Week after tallying two interceptions against Houston (12/30). His first interception led to a Colts touchdown and his second allowed the Colts to run the clock out for the victory. Also contributed with five solo tackles and three passes defended.
- Started at right cornerback in his first career playoff game and contributed with one tackle and a team-high three passes defended at Baltimore (1/6/13).

2011 (DOLPHINS):

- Started all 12 games in which he played, finishing the season with 43 tackles (39 solo) and a team-leading four interceptions for 60 yards and nine passes defended.
- Also contributed with 1.0 sack.
- Finished tied for second on the team in tackles with six stops against Houston (9/18) despite missing some of the game with a hamstring injury.
- Finished tied for second on the team in tackles with six stops vs. the New York Jets (10/17).
- Had four tackles and one interception against Washington (11/13), picking off a Rex Grossman pass and returning it 28 yards.
- Finished second on the team in tackles with five stops and had one interception at Dallas (11/23), picking off a Tony Romo pass and

returning it 25 yards.

- Had four tackles including his first career sack against Oakland (12/4), tackling Raiders quarterback Carson Palmer for a seven-yard loss.
- Had five tackles and two interceptions at Buffalo (12/18), picking off Bills quarterback Ryan Fitzpatrick twice for a total of seven return yards, marking his first career game of two-or-more interceptions.
- Inactive four games, with three of those due to a hamstring injury.

2010 (DOLPHINS):

- Started 15-of-16 games, finishing the season with 51 tackles (43 solo), a team-leading 12 passes defended and one interception.
- Had six tackles and two passes defended at Minnesota (9/19), including an interception, picking off a Brett Favre pass.
- Matched against Patriots wide receiver Randy Moss the majority of the game against New England (10/4) and helped hold Moss without a catch for only the fifth time in his career.
- Had seven tackles and one pass defended at Baltimore (11/7).
- Competed against Titans wide receiver Randy Moss the majority of the game against Tennessee (11/14) and helped hold Moss to one catch for 26 yards.
- Finished tied for second on the team in tackles with four stops vs. Cleveland (12/5).

2009 (DOLPHINS):

- Started nine games and finished the season with 48 tackles (44 solo) to go along with 11 passes defended and a team-leading four interceptions that he returned for a total of 64 yards with one touchdown.
- Became the first Dolphins rookie to lead the team in interceptions since safety Louis Oliver had four in 1989.
- One of only two rookie cornerbacks ever to lead the Dolphins in interceptions, along with Lloyd Mumphord, who had five in his rookie season in 1969.
- His four interceptions rank tied for fifth all-time among Dolphins rookies.
- Made his Dolphins and NFL debut in a reserve role at Atlanta (9/13).
- Had two tackles and one interception against Buffalo (10/4), picking off a Trent Edwards pass and returning it 23 yards for a touchdown, marking both his first NFL interception and his first NFL touchdown.
- Made his first career NFL start and had six tackles and two passes defended against the New York Jets (11/1).
- Had six tackles and two passes defended at New England (11/8), including an interception, picking off a Tom Brady pass and returning it 15 yards.
- Had three tackles and one interception against New England (12/6), picking off a Tom Brady pass in the end zone for a touchback.
- Had three tackles, one pass defended and one interception at Tennessee (12/20), coming when he picked off a Vince Young pass in the first series of the game and returning it 26 yards.
- Finished second on the team in tackles with six stops and added two passes defended against Houston (12/27).



GETTING TO KNOW VONTAE DAVIS

Favorite team and/or athlete outside of football: Michael Jordan

Favorite musician and/or song: "Closer" by Goapele

Hobbies outside of football: Basketball

Favorite food: Bison

Favorite vacation spot: Bahamas

If you could have lunch with anybody, living or dead, who would they be: Warren Buffett

Favorite movie: *Lone Survivor*

What's the one thing you couldn't live without: Massages

COLLEGE:

- Started 34-of-36 games played as a three-year starter at Illinois and posted career statistics of 206 tackles (139 solo), seven interceptions, three forced fumbles, two fumble recoveries and 22 passes defended.
- Added nine kickoff returns for 215 yards (23.9 avg.) and returned a blocked punt for a touchdown.
- Started 11-of-12 games as a junior in 2008 and was named a consensus All-Big Ten Conference first-team selection after he posted a career-high 78 tackles (53 solo) and tied for second in the conference with three forced fumbles to go along with two interceptions, eight passes defended and a fumble recovery.
- Started all 12 games as a sophomore in 2007 and was the only sophomore semifinalist for the Jim Thorpe Award.
- Selected All-Big Ten Conference first-team by the league’s coaches and earned second-team honors from the media.
- Recorded 76 tackles (56 solo) and ranked sixth in the league with eight passes defended and four interceptions.
- Blocked two punts for 31 yards in returns, including a touchdown and added 116 yards on four kickoff returns (29.0 avg.).
- Started 11-of-12 games in which he played as a freshman in 2006 and was honored as a Freshman All-America selection by *Sporting News*, *Scout.com* and *Rivals.com*.
- Earned honorable mention All-Big Ten Conference honors by both the coaches and the media.
- Named the team’s Rookie of the Year.
- Recorded 52 tackles (30 solo), an interception, a fumble recovery and six passes defended.
- Majored in speech communications.

PERSONAL:

- Attended Dunbar Senior High School in Washington, D.C.
- Selected as a *PrepStar* All-America choice and Washington, D.C. Gatorade Player of the Year.
- Rated the top recruit in the Washington, D.C. area.
- Was named to the *Washington Post* All-Metro team, in addition to picking up DCIAA West first-team all-conference honors.
- Had eight interceptions and 38 solo tackles as a senior, while adding 25 receptions for 612 yards and recording over 1,000 all-purpose yards.
- Led Dunbar High to a 9-2 record and a win in the Turkey Bowl, the DCIAA city championship game.
- Also lettered in track.
- In 2012, supported Operation HOPE’s Banking On Our Future (BOOF) and the Entrepreneurship Training Program at the HOPE Financial Dignity Center in Washington, D.C.
- Brother, Vernon, played tight end at Maryland and was the sixth overall pick in the 2006 NFL Draft by the San Francisco 49ers, making them the third set of brothers to both be first round NFL draft choices, joining Eli (2004, QB, 1st overall, San Diego/Traded to New York Giants) and Peyton Manning (1998, QB, 1st overall, Indianapolis) and Jerome (2003, DE, 15th overall, Philadelphia) and Stocker McDougle (2000, T, 20th overall, Detroit).
- Was a host for the Hands of Hope holiday shopping event, which benefitted foster children.
- Born in Washington, D.C.

2015 GAME-BY-GAME STATISTICS

Date/Opp.	GP	GS	Solo	Asst.	Total	Sacks	PD	FF	FR	INT	Yds	Avg.	LG	TD
9/13 @ BUF	1	1	0	0	0	0.0	1	0	0	0	0	0	0	0
9/21 vs. NYJ	1	1	2	0	2	0.0	2	0	0	0	0	0	0	0
9/27 @ TEN	1	1	3	1	4	0.0	2	0	0	0	0	0	0	0
10/4 vs. JAX	1	1	2	1	3	0.0	1	0	0	0	0	0	0	0
10/8 @ HOU	1	1	3	2	5	0.0	0	0	0	0	0	0	0	0
10/18 vs. NE														
10/25 vs. NO														
11/2 @ CAR														
11/8 vs. DEN														
11/22 @ ATL														
11/29 vs. TB														
12/6 @ PIT														
12/13 @ JAX														
12/20 vs. HOU														
12/27 @ MIA														
1/3 vs. TEN														
2015 TOTALS	5	5	10	4	14	0.0	6	0	0	0	0	0.0	0	0

CAREER REGULAR SEASON STATISTICS

Year	GP	GS	Solo	Asst.	Total	Sacks	PD	FF	FR	INT	Yds	Avg.	LG	TD
2015 IND	5	5	10	4	14	0.0	6	0	0	0	0	0.0	0	0
2014 IND	15	15	38	6	44	0.0	18	2	1	4	72	18.0	42	0
2013 IND	16	16	42	6	48	0.0	12	0	0	1	0	0.0	0	0
2012 IND	10	10	40	13	53	1.0	7	0	0	3	26	8.7	26	0
2011 MIA	12	12	39	4	43	1.0	9	0	0	4	60	15.0	28	0
2010 MIA	16	15	43	8	51	0.0	12	1	0	1	0	0.0	0	0
2009 MIA	16	9	44	4	48	0.0	11	0	0	4	64	16.0	26	1
TOTAL	90	82	256	45	301	2.0	75	3	1	17	222	13.1	42	1


CAREER POSTSEASON STATISTICS

Year	GP	GS	Solo	Asst.	Total	Sacks	PD	FF	FR	INT	Yds	Avg.	LG	TD
2014 IND	3	3	15	1	16	0.0	7	0	0	0	0	0.0	0	0
2013 IND	2	1	4	0	4	0.0	0	0	0	0	0	0.0	0	0
2012 IND	1	1	0	1	1	0.0	3	0	0	0	0	0.0	0	0
TOTAL	6	5	19	2	21	0.0	10	0	0	0	0	0.0	0	0



PHILLIP DORSETT

15 WIDE RECEIVER
5-10 185 MIAMI (FL)



NFL Exp: Rookie

Born: 1/5/93

How Acquired: D1 – 2015 (29th overall)

GP/GS (Postseason): 5/0 (0/0)

CAREER TRANSACTIONS:

- Selected by the Colts in the first round (29th overall) of the 2015 NFL Draft.

2015 (COLTS):

- In his first career game in a Week 1 loss at Buffalo (9/13), totaled two receptions for 45 yards with a long catch of 29 yards. He also fielded two punts.
- In a Week 2 loss against the New York Jets (9/21), caught one pass for 25 yards.
- Caught two passes for 43 yards and one touchdown in a Week 3 victory at Tennessee (9/27). Logged the team's third touchdown of the game on a 35-yard pass from Andrew Luck. The touchdown was the first of Dorsett's NFL career and cut the Titans lead to 27-21. The Colts totaled 98 yards in 12 plays on the scoring drive.
- In a Week 4 win against Jacksonville (10/4), caught two passes for seven yards and logged his first career rush for four yards. He also returned one kickoff for 12 yards.
- Caught one pass for nine yards in a Week 5 victory at Houston (10/8).

COLLEGE:

- Played in 45 games (30 starts) at the University of Miami and tallied 121 receptions for 2,132 yards (17.6 avg.) and 17 touchdowns with a long catch of 79 yards which went for a touchdown. His 23.3 yards per catch average in his final two collegiate seasons was the most in the Football Bowl Subdivision.
- In 2014, his 24.2 yard per catch average ranked second in the nation while his 10 touchdowns led the conference.
- Started all 13 games for the Hurricanes at wide receiver in 2014, earning Second Team All-ACC honors after posting 36 catches for 871 yards (24.2 avg.) and 10 touchdowns. His 24.2 yards per catch average ranked second in the nation, trailing only Ohio State wide receiver Devin Smith.
- Played in eight games with six starts as a junior and finished the year with 13 catches for 272 yards and two touchdowns. Also had two kick returns for 28 yards and nine punt returns for 57 yards.
- Competed in all 12 games at receiver and punt returner in 2012, making 10 starts. Received Third Team All-ACC honors from Phil Steele after leading the team with 842 receiving yards and four touchdowns on five catches. Also recorded 15 punt returns for 85 yards and 11 kick returns for 251 yards.
- Saw action in 12 games as a true freshman, making his first career start against South Florida. Finished the year with 14 catches for 147 yards.

PERSONAL:

- Attended St. Thomas Aquinas High School in Ft. Lauderdale, Fla. and helped lead his team to an undefeated season his senior year, winning the Florida 5-A football championship, as well as finishing first in the PowerAde Fab 50 ESPN Rise national poll (top ranked high school program in the country).
- As a senior, tallied 35 catches for 806 yards and 12 touchdowns.
- Listed as a three-star prospect by Rivals.com and ESPNJ.
- As a junior, had 30 catches for 594 yards and nine touchdowns.
- Was a high school teammate with fellow Colts wide receiver Duron Carter.
- A native of Ft. Lauderdale, Fla.

QUICK HITS

In his final season at the University of Miami (FL) in 2014, Dorsett recorded a 24.2 yards per catch average, which ranked second in the nation. His 10 touchdown receptions led the ACC.

SINGLE-GAME HIGHS

Rec: 2, three times (Last vs. JAX 10/4/15)
Yards: 45 at BUF (9/13/15)
TDs: 1 at TEN (9/27/15)
LG: 35 at TEN (9/27/15)
Rush: 1 vs. JAX (10/4/15)
Yards: 4 vs. JAX (10/4/15)
TDs: 0
LG: 4 vs. JAX (10/4/15)

GETTING TO KNOW PHILLIP DORSETT**Favorite team and/or athlete outside of football:** Miami Hurricanes**Favorite musician and/or song:** Gucci Mane**Hobbies outside of football:** Bowling**What is something interesting about you that most people may not know:** Like to draw**Favorite food:** Seafood**Favorite vacation spot:** Bahamas**Favorite movie:** *Coming to America***What's the one thing you couldn't live without:** My cellphone**2015 GAME-BY-GAME STATISTICS**

Date/Opp.	RECEIVING							RUSHING						
	GP	GS	No.	Yards	Avg.	LG	TD	No.	Yards	Avg.	LG	TD		
9/13 @ BUF	1	0	2	45	22.5	29	0	0	0	0.0	0	0		
9/21 vs. NYJ	1	0	1	25	25.0	25	0	0	0	0.0	0	0		
9/27 @ TEN	1	0	2	43	21.5	35t	1	0	0	0.0	0	0		
10/4 vs. JAX	1	0	2	7	3.5	6	0	1	4	4.0	0	0		
10/8 @ HOU	1	0	1	9	9.0	9	0	0	0	0.0	0	0		
10/18 vs. NE														
10/25 vs. NO														
11/2 @ CAR														
11/8 vs. DEN														
11/22 @ ATL														
11/29 vs. TB														
12/6 @ PIT														
12/13 @ JAX														
12/20 vs. HOU														
12/27 @ MIA														
1/3 vs. TEN														
2015 TOTALS	5	0	8	129	16.1	35t	1	1	4	0.0	0	0		

CAREER REGULAR SEASON STATISTICS

Year	RECEIVING							RUSHING						
	GP	GS	No.	Yards	Avg.	LG	TD	No.	Yards	Avg.	LG	TD		
2015 IND	5	0	8	129	16.1	35t	1	1	4	0.0	0	0		
TOTAL	5	0	8	129	16.1	35t	1	1	4	0.0	0	0		

CAREER REGULAR SEASON RETURN STATISTICS

Year	GP	GS	PR	FC	Yards	Avg.	LG	TD	KR	Yards	Avg.	LG	TD
2015 IND	4	0	2	1	1	0.5	1	0	1	12	12	12	0
TOTAL	4	0	2	1	1	0.5	1	0	1	12	12	12	0




JACK DOYLE

84

TIGHT END

6-6 267 WESTERN KENTUCKY



NFL Exp: 3 (3rd Year with Colts)

How Acquired: W – 2013 (TEN)

Born: 5/5/90

GP/GS (Postseason): 36/5 (5/1)

CAREER TRANSACTIONS:

- Claimed off waivers (Tennessee) by the Colts on September 1, 2013.
- Signed by the Tennessee Titans as an undrafted free agent on May 10, 2013.

2015 (COLTS):

- Saw action on offense and special teams in a Week 1 loss at Buffalo (9/13), but did not record a catch.
- In a Week 2 loss against the New York Jets (9/21), competed on offense and special teams, but did not finish with a catch.
- Totaled three catches for 32 yards (10.7 avg.) with a long catch of 19 yards in a Week 3 win at Tennessee (9/27).
- In a Week 4 victory against Jacksonville (10/4), saw action on offense and special teams, but did not record a catch.
- Was targeted twice and caught one pass for no yards in a Week 5 win at Houston (10/8). Also contributed with one special teams tackle.

2014 (COLTS):

- Competed in all 16 games (one start) for the first time in his career and caught 18 passes for 118 yards and two touchdowns. Added seven receptions for 30 yards in three postseason contests.
- Posted two receptions for 12 yards and added his first career receiving touchdown in the second quarter of a Week 2 loss against Philadelphia (9/15).
- In a Week 3 victory at Jacksonville (9/21), participated at tight end and posted three receptions for 10 yards.
- Caught one pass for seven yards in a Week 4 win against Tennessee (9/28). Provided a key block on a Colts onside kick attempt that was recovered by wide receiver Griff Whalen in the first quarter.
- Established a career-long catch with a 20-yard reception in the fourth quarter of a Week 7 win against Cincinnati (10/19).
- Finished with two receptions for 23 yards with a long catch of 13 yards in a Week 16 loss at Dallas (12/21).
- Started at tight end in a Week 17 victory at Tennessee (12/28) and set a single-game career-high with four receptions totaling 21 yards. He also added his second career touchdown catch with a one-yard score in the second quarter to give the Colts a 14-0 lead.
- Caught three passes for nine yards in the team's AFC Wild Card Playoff win against Cincinnati (1/4/15). Also contributed with two special teams tackles.
- In the team's AFC Divisional Playoff victory at Denver (1/11/15), caught three passes for 14 yards.
- Was targeted twice, but did not catch a pass during the team's AFC Championship Game loss at New England (1/18/15).

2013 (COLTS):

- Competed in 15 games (four starts) and compiled five receptions for 19 yards while adding three special teams tackles.
- Was active for his first career NFL game in a Week 2 meeting against Miami (9/15), but did not make a catch.
- In a Week 7 win against Denver (10/20), made his first career NFL reception on a seven-yard pass from quarterback Andrew Luck in the third quarter. Also contributed with one tackle on special teams.
- Made his first career NFL start during the team's Week 9 win at Houston (11/3), but did not register a catch.
- Made a start at tight end during the team's Week 14 loss at Cincinnati (12/8). Finished the game with one reception for eight yards and one special teams tackle.
- Competed in his first career playoff game during the team's AFC Wild Card Playoff victory against Kansas City (1/4/14). Assisted the Colts in rushing for 100 total yards as running back Donald Brown led the team with 55 yards on 11 carries while adding a rushing and receiving touchdown.
- Started his first career postseason contest at tight end during the team's AFC Divisional Playoff loss at New England (1/11/14). Finished

QUICK HITS

Doyle is an Indianapolis native who earned three letters in football at Cathedral High School. He earned Special Selection All-State, Associated Press Honorable Mention All-State, *Indianapolis Star* Honorable Mention All-City and First Team All-Catholic honors.

with one reception for seven yards. Also participated on special teams and recorded two tackles.

COLLEGE:

- In four seasons at Western Kentucky University, totaled 162 receptions for 1,769 yards and eight touchdowns in 42 games played.
- Finished second on WKU's all-time career receptions list.
- As a senior in 2012, was named First Team All-Sun Belt Conference after setting career highs with 53 receptions and five touchdowns. Also posted 566 receiving yards.
- Led the team in receptions and receiving yards for the second consecutive season.
- Was one-of-eight semifinalists for the John Mackey Award, given annually to the nation's top tight end.
- Helped guide WKU to its first FBS bowl game in school history (Little Caesars Pizza Bowl against Central Michigan).
- As a junior in 2011, named a Second Team All-Sun Belt Conference performer after leading the team and setting career highs in receptions (52) and receiving yards (614) while playing in all 12 regular season games for the first time in his career.

PERSONAL:

- Earned three letters in football at Cathedral High School in Indianapolis.
- Earned Special Selection All-State, Associated Press Honorable Mention All-State, *Indianapolis Star* Honorable Mention All-City and First Team All-Catholic honors.
- Posted 21 receptions for 400 yards and four touchdowns during his senior season.
- Was a key member of the 2006 state championship team.
- Also lettered in rugby, winning a state title in 2008.
- Was a volunteer in the 2014 Gleaners Food Bank Mayor's Day of Service.
- Participated in the Read Across America events at Boone Meadow Elementary and St. Rose of Lima Catholic School.
- Has visited patients at Riley Hospital.
- Majored in physical education.
- A native of Indianapolis.

SINGLE-GAME HIGHS

Rec: 4 at TEN (12/28/14)
Yards: 32 at TEN (9/27/15)
TDs: 1, two times (Last at TEN 12/28/14)
LG: 20 vs. CIN (10/19/14)
Rush: 0
Yards: 0
TDs: 0
LG: 0

GETTING TO KNOW JACK DOYLE

Favorite team and/or athlete outside of football: Indiana Pacers

Favorite musician and/or song: Eric Church

Hobbies outside of football: Hanging out with family and watching movies

What is something interesting about you that most people may not know: I grew up in Indianapolis my whole life. Most of my family still lives here.

Favorite food: Pizza

Favorite vacation spot: Anywhere warm with a beach

If you could have lunch with three people, living or dead, who would they be: I would choose four, all four of my grandparents.

Favorite movie: *Forrest Gump*

What's the one thing you couldn't live without: Family



2015 GAME-BY-GAME STATISTICS

Date/Opp.	RECEIVING							RUSHING					
	GP	GS	No.	Yards	Avg.	LG	TD	No.	Yards	Avg.	LG	TD	
9/13 @ BUF	1	0	0	0	0.0	0	0	0	0	0.0	0	0	
9/21 vs. NYJ	1	0	0	0	0.0	0	0	0	0	0.0	0	0	
9/27 @ TEN	1	0	3	32	10.7	19	0	0	0	0.0	0	0	
10/4 vs. JAX	1	0	0	0	0.0	0	0	0	0	0.0	0	0	
10/8 @ HOU	1	0	1	0	0.0	0	0	0	0	0.0	0	0	
10/18 vs. NE													
10/25 vs. NO													
11/2 @ CAR													
11/8 vs. DEN													
11/22 @ ATL													
11/29 vs. TB													
12/6 @ PIT													
12/13 @ JAX													
12/20 vs. HOU													
12/27 @ MIA													
1/3 vs. TEN													
2015 TOTALS	5	0	4	32	0.0	19	0	0	0	0.0	0	0	

CAREER REGULAR SEASON STATISTICS

Year	RECEIVING							RUSHING					
	GP	GS	No.	Yards	Avg.	LG	TD	No.	Yards	Avg.	LG	TD	
2015 IND	5	0	4	32	0.0	19	0	0	0	0.0	0	0	
2014 IND	16	1	18	118	6.6	20	2	0	0	0.0	0	0	
2013 IND	15	4	5	19	3.8	8	0	0	0	0.0	0	0	
TOTAL	36	5	27	169	6.3	20	2	0	0	0.0	0	0	

CAREER POSTSEASON STATISTICS

Year	RECEIVING							RUSHING					
	GP	GS	No.	Yards	Avg.	LG	TD	No.	Yards	Avg.	LG	TD	
2014 IND	3	0	6	23	3.8	8	0	0	0	0.0	0	0	
2013 IND	2	1	1	7	7.0	7	0	0	0	0.0	0	0	
TOTAL	5	1	7	30	4.3	8	0	0	0	0.0	0	0	

SPECIAL TEAMS TACKLES: 7 (2015 - 1, 2014 - 3, 2013 - 3)


POSTSEASON SPECIAL TEAMS TACKLES: 4 (2014 - 2, 2013 - 2)



COBY FLEENER

80 TIGHT END

6-6 251 STANFORD



NFL Exp: 4 (4th Year with Colts)

Born: 9/20/88

How Acquired: D2 – 2012 (34th overall)

GP/GS (Postseason): 49/37 (6/6)

CAREER TRANSACTIONS:

- Selected by the Colts in the second round (34th overall) of the 2012 NFL Draft.

PRO CAREER:

- Along with teammate Dwayne Allen, in 2014 became the first tight end duo on the same team to each record eight touchdowns apiece in a single season in NFL history.
- Ranked second among NFL rookie tight ends with 26 receptions for 281 yards in 2012.
- Posted his first career 100-yard receiving performance (107) in the team's victory at Tennessee on November 14, 2013.
- Set a career-high with 144 receiving yards on Nov. 16, 2014 against New England.
- Became the first tight end in the NFL with touchdown catches of 70-plus yards and 30-plus yards in the same game since 1972 (Rich Caster) when he caught four passes for 127 yards and two touchdowns against Washington on Nov. 30, 2014.

2015 (COLTS):

- Caught one pass for five yards in the team's regular season opening loss at Buffalo (9/13). He also added a two-point conversion following a third quarter touchdown catch from Donte Moncrief.
- Started at tight end in a Week 2 loss against the New York Jets (9/21), but did not finish with a catch.
- In a Week 3 victory at Tennessee (9/27), started at tight end and caught four passes for 51 yards with a long grab of 19 yards.
- Posted a career-high nine receptions while leading the team with 83 receiving yards and one touchdown in a Week 4 win against Jacksonville (10/4). Tied the game at 10-10 with his two-yard touchdown catch from Matt Hasselbeck in the second quarter. His 28-yard catch in overtime helped set up Adam Vinatieri's 27-yard game-winning field goal.
- Caught two passes for nine yards in a Week 5 victory at Houston (10/8).

2014 (COLTS):

- Saw action in all 16 games (12 starts) and totaled 51 receptions for 774 yards (15.2 avg.), eight touchdowns and a long catch of 73 yards for a score. Started all three postseason contests and caught seven passes for 97 yards.
- Started at tight end in a Week 3 victory at Jacksonville (9/21) and caught four passes for 49 yards and one touchdown. The touchdown was his first of the season and seventh of his career.
- Finished with two receptions for 26 yards and one touchdown starting at tight end in a Week 4 victory against Tennessee (9/28).
- In a Week 5 victory against Baltimore (10/5), started at tight end and caught one pass for 30 yards. Surpassed 1,000 receiving yards for his career.
- Recorded two receptions for 11 yards and one touchdown in a Week 6 victory at Houston (10/9). The score came on Andrew Luck's second touchdown pass of the game (four yards) giving the Colts a 24-0 lead. The touchdown was his third in the last four games.
- Started at tight end in a Week 7 win against Cincinnati (10/19) and caught four passes for 64 yards (16.0 avg.). Had a long catch of 26 yards.
- In a Week 9 victory at the New York Giants (11/3), led the team with 77 receiving yards on four receptions. Logged his fourth touchdown of the season on a 32-yard grab in the second quarter to give the Colts a 10-0 lead. Also added a 21-yard gain on the play prior to his touchdown. With four receptions, reached 100 for his career.
- Started at tight end in a Week 11 loss against New England (11/16) and caught seven passes for a career-high 144 yards with a long reception of 45 yards. It was the second 100-yard performance of his career. The 144 receiving yards tie the third highest total by a tight end in club history and are the most since Dallas Clark registered 183 receiving

QUICK HITS

In 2014, Fleener and teammate Dwayne Allen became the first tight end duo on the same team to each record eight touchdowns apiece in a single season in NFL history.

On November 30, 2014, Fleener became the first tight end in the NFL with touchdown catches of 70-plus yards and 30-plus yards in the same game since 1972 (Rich Caster) when he caught four passes for 127 yards and two touchdowns against Washington.

yards in 2009.

- In a Week 13 victory against Washington (11/30), caught four passes for 127 yards and two touchdowns. It was Fleener's third career 100-yard contest and second of the season. Also posted his first career multiple-touchdown game. On his first reception of the game, caught a 30-yard touchdown to give the Colts a 7-3 lead. Established a new career-long reception with a 73-yard touchdown in the third quarter. The score gave the Colts a 42-24 lead. Became the first tight end with touchdown catches of 70-plus yards and 30-plus yards in the same game since 1972 (Rich Caster).
- Started at tight end in a Week 14 win at Cleveland (12/7) and caught five passes for 56 yards. Was on the receiving end of Andrew Luck's 1,000th career completion.
- Started at tight end in a Week 17 win at Tennessee (12/28) and caught five passes for 56 yards and two touchdowns. It was his second career multiple touchdown game. Gave the Colts a 7-0 lead in the first quarter with his seven-yard touchdown reception. Added his second score on an eight-yard catch from Matt Hasselbeck in the fourth quarter to give the Colts a 27-10 lead. With the two touchdowns, finished the regular season with a single-season career-high of eight and tied Dwayne Allen (eight in 2014) and Marcus Pollard (eight in 2001) for the fourth-most receiving touchdowns in a single season by a tight end in Colts history.
- In the team's AFC Wild Card Playoff victory against Cincinnati (1/4/15), started at tight end and caught one pass for 18 yards.
- Started at tight end in the team's AFC Divisional Playoff win at Denver (1/11/15) and caught three passes for 49 yards with a long reception of 32 yards.
- Tallied three receptions for 30 yards starting at tight end in the team's AFC Championship Game loss at New England (1/18/15).

2013 (COLTS):

- Started 12-of-16 games at tight end and caught 52 passes for 608 yards and four touchdowns.
- Started at tight end in the team's Week 2 loss against Miami (9/15) and contributed with four catches for 69 yards and one touchdown. Caught

SINGLE-GAME HIGHS

Rec: 9 vs. JAX (10/4/15)
Yards: 144 vs. NE (11/16/14)
TDs: 2, two times (Last at TEN 12/28/14)
LG: 73t vs. WAS (11/30/14)
Rush: 0
Yards: 0
TDs: 0
LG: 0

a long reception of 40 yards while the touchdown was the third of his career and the first since the 2012 regular season finale against the Houston Texans.

- In a Week 4 win at Jacksonville (9/29), finished the contest with five receptions for 77 yards and one touchdown. The touchdown was the fourth of his career and his second of the season.
- Tied the team lead with five receptions while adding 38 receiving yards and one touchdown in the team's Week 7 victory against Denver (10/20). Was on the receiving end of the team's third touchdown of the first half when quarterback Andrew Luck ran the two-minute drill and found him for an eight-yard touchdown and a 26-14 halftime lead.
- Finished second on the team with three catches for 64 yards starting at tight end in the team's Week 9 victory at Houston (11/3). Logged a career-long 44-yard reception in the first quarter and added a two-point conversion in the fourth quarter.
- Led the team in receiving with eight receptions while adding 107 yards in a Week 11 win at Tennessee (11/14). The last Colts tight end to record 100-plus receiving yards in a game prior to Fleener was Jacob Tamme who finished with 108 yards at Philadelphia on Nov. 7, 2010. Finished the game with three receptions over 15 yards (39, 17 and 16).
- In a Week 12 loss at Arizona (11/24), started at tight end and caught four passes for 55 yards and one touchdown on a 17-yard catch.
- Started at tight end in the team's Week 13 victory against Tennessee (12/1). Led the team with 50 receiving yards on three receptions while adding a long gain of 21 yards in the first quarter.
- Started at tight end during the team's AFC Wild Card Playoff victory against Kansas City (1/4/14). Caught five passes for 46 yards and notched his first career postseason touchdown in the third quarter to cut Kansas City's lead to 41-31.
- In the team's AFC Divisional Playoff loss at New England (1/11/14), started at tight end and led the team with six receptions while adding 74 yards. Contributed with a long reception of 29 yards.

2012 (COLTS):

- Played in 12 games (10 starts) in his rookie season. Caught 26 passes for 281 yards and two touchdowns.
- In his first career NFL game, started at tight end against Chicago (9/9) and ranked second on the team in receiving with six receptions for 82 yards (13.7 avg.) and a long reception of 24 yards.
- Finished second on the team in receiving with five catches for 41 yards against Green Bay (10/7).
- Started at tight end and caught four passes for 42 yards against the New York Jets (10/14).
- Returned from a shoulder injury to start at tight end at Detroit (12/2). Caught his first career touchdown on a 26-yard toss from Andrew Luck in the second quarter. The catch was also his longest of the season.
- Caught one pass for a one-yard touchdown, his second of the season against Houston (12/30).
- Started at tight end and caught three passes for 25 yards in the team's AFC Wild Card Playoff loss at Baltimore (1/6/13).

COLLEGE:

- Appeared in 51 games (16 starts) with the Stanford Cardinal, amassing 1,543 yards and 18 touchdowns on 96 receptions. Also contributed with three solo tackles and two blocked kicks.
- Earned First Team All-America honors from *Sporting News*, adding second-team accolades from *Yahoo! Sports* and third-team recognition from *The NFL Draft Report* following his senior season.
- Named a First Team All-Pac-12 Conference selection in 2011 and a Second Team All-Pac-10 Conference choice by the league's coaches and media in 2010.
- Recorded 10 touchdown grabs in 2011 to tie Troy Walters (1999) and Ken Margerum (1979) for third on the Cardinal season record list.
- Tied Tony Hill (1973-76) and Vincent White (1979-1982) for fifth on the school career record list with 18 touchdown receptions.
- Set the Stanford record for highest average per reception by a tight end (19.6) as a senior, ranking fifth on the school's overall annual record chart.

PERSONAL:

- Attended Joliet (Ill.) Catholic Academy and was regarded as one of the best tight ends in the state.
- Rated the state's 15th-best overall prospect and the 40th-best tight

end in the nation by *Rivals.com*.

- Named all-conference, all-area, all-state and academic all-state, in addition to receiving All-East Suburban Catholic Football League accolades. Also added all-state recognition from *Tom Lemming's Prep Football Report* and All-Midwest honors from *PrepStar*.
- Finished his senior season with 34 receptions for 706 yards and eight touchdowns.
- Earned all-area honors for basketball.
- Working with Wish For Our Heroes and Pat McAfee, helped renovate the house of an Army veteran.
- Was a volunteer for the Colts IndyHumane Visit and served as a reader for the Colts Day in Schools event.
- Serves as a co-spokesperson for "Find Your Favorite" Campaign encouraging youth to be healthy by eating fruits and vegetables.
- Participated in the Colts QB Shopping event with Shepherd Community Center as a volunteer shopper.
- Participated in the 2012 Colts Rookie Community Blitz at Concord Neighborhood Center, helping local children with reading, crafts and fitness activities.
- As a part of the Colts Community Ticket Block program, joined 2012 rookie teammates in donating 10 tickets per game to youth organizations.
- Majored in science, technology and society at Stanford and earned a master's degree in media studies.
- A native of Lemont, Ill.



GETTING TO KNOW COBY FLEENER

Hobbies outside of football: Sleeping

Favorite vacation spot: Home

Favorite movie: *The Shawshank Redemption*

What's the one thing you couldn't live without: Oxygen

2015 GAME-BY-GAME STATISTICS

Date/Opp.	RECEIVING						RUSHING					
	GP	GS	No.	Yards	Avg.	LG	TD	No.	Yards	Avg.	LG	TD
9/13 @ BUF	1	0	1	5	5.0	5	0	0	0	0.0	0	0
9/21 vs. NYJ	1	1	0	0	0.0	0	0	0	0	0.0	0	0
9/27 @ TEN	1	1	4	51	12.8	19	0	0	0	0.0	0	0
10/4 vs. JAX	1	1	9	83	9.2	28	1	0	0	0.0	0	0
10/8 @ HOU	1	0	2	9	4.5	5	0	0	0	0.0	0	0
10/18 vs. NE												
10/25 vs. NO												
11/2 @ CAR												
11/8 vs. DEN												
11/22 @ ATL												
11/29 vs. TB												
12/6 @ PIT												
12/13 @ JAX												
12/20 vs. HOU												
12/27 @ MIA												
1/3 vs. TEN												
2015 TOTALS	5	3	16	148	9.3	28	1	0	0	0.0	0	0

CAREER REGULAR SEASON STATISTICS

Year	RECEIVING						RUSHING					
	GP	GS	No.	Yards	Avg.	LG	TD	No.	Yards	Avg.	LG	TD
2015 IND	5	3	16	148	9.3	28	1	0	0	0.0	0	0
2014 IND	16	12	51	774	15.2	73t	8	0	0	0.0	0	0
2013 IND	16	12	52	608	11.7	44	4	0	0	0.0	0	0
2012 IND	12	10	26	281	10.8	26t	2	0	0	0.0	0	0
TOTAL	49	37	145	1811	12.5	73t	15	0	0	0.0	0	0

CAREER POSTSEASON STATISTICS

Year	RECEIVING						RUSHING					
	GP	GS	No.	Yards	Avg.	LG	TD	No.	Yards	Avg.	LG	TD
2014 IND	3	3	7	97	13.9	32	0	0	0	0.0	0	0
2013 IND	2	2	11	120	10.9	29	1	0	0	0.0	0	0
2012 IND	1	1	3	25	8.3	12	0	0	0	0.0	0	0
TOTAL	6	6	21	242	11.5	32	1	0	0	0.0	0	0


ADDITIONAL STATISTICS: Caught a pass for a two-point conversion at Buffalo (9/13/15).



JERRELL FREEMAN

50 INSIDE LINEBACKER

6-0 240 MARY HARDIN-BAYLOR



NFL Exp: 4 (4th Year with Colts)

How Acquired: FA – 2012

Born: 5/1/86

GP/GS (Postseason): 48/48 (6/5)

CAREER TRANSACTIONS:

- Signed by the Colts to a reserve/future contract on January 19, 2012.
- Signed by the Saskatchewan Roughriders of the Canadian Football League in 2009.
- Released by the Tennessee Titans on July 23, 2008.
- Originally signed by the Titans as an undrafted free agent on May 2, 2008.

PRO CAREER:

- Set a franchise record and ranked fifth in the NFL for tackles in a season with 203 in 2012. Became only the second Colts defender in franchise history to top 200 tackles in a season.
- Has compiled three consecutive 100-tackle seasons (2012-14) and led the team in stops from 2012-13.
- Became the first undrafted NFL player to return an interception for a touchdown in his NFL debut since 1987. Was also the first Colts undrafted player to accomplish the feat in his NFL debut.
- Set a franchise record for the most forced fumbles by a Colts undrafted player in franchise history with six in 2013.
- Named AFC Defensive Player of the Week for the first time in his career following his performance at Kansas City on December 22, 2013.
- Was named to the 2013 *USA Today* All-Joe Team.

2015 (COLTS):

- In a Week 1 loss at Buffalo (9/13), started at WILL linebacker and led the team with 12 tackles (five solo).
- Started at WILL linebacker in a Week 2 loss against the New York Jets (9/21) and led the team with 14 tackles (three solo).
- Led the team with 16 tackles (10 solo) and 1.0 sack starting at WILL linebacker in a Week 3 win at Tennessee (9/27).
- Started at WILL linebacker in a Week 4 victory against Jacksonville (10/4) and recorded one tackle before leaving the game in the first quarter with a groin injury.
- Listed as inactive for a Week 5 win at Houston (10/8).

2014 (COLTS):

- Started all 12 contests he competed in at WILL linebacker and ranked second on the team with 144 tackles (78 solo). Also contributed with 1.5 sacks, six passes defended and one forced fumble. Started all three postseason games and finished with 37 tackles (27 solo), 1.5 sacks, one forced fumble and one fumble recovery.
- Started at inside linebacker in the season opener at Denver (9/7). Led the team with 14 tackles (six solo) while adding one forced fumble.
- Started at WILL linebacker in a Week 5 win against Baltimore (10/5) and led the team with 14 tackles (seven solo) and one tackle for loss. Was part of a defense that held Baltimore to 1-of-11 (nine percent) on third down conversions.
- In a Week 6 victory at Houston (10/9), started at WILL linebacker and posted a team-leading nine tackles (five solo) and one pass defended. Was part of a defense that held the Texans to one third down conversion while allowing only 196 net passing yards.
- Compiled a team-leading 13 tackles (six solo), one tackle for loss and one pass defended starting at WILL linebacker in a Week 7 win against Cincinnati (10/19). Was part of a defense that allowed only 135 net yards in the shutout win.
- In a Week 9 victory at the New York Giants (11/3), led the team with 11 tackles and one tackle for loss. Was part of a defense that limited the Giants to 89 rushing yards.
- Started at WILL linebacker in a Week 12 win against Jacksonville (11/23) and totaled 11 tackles (nine solo) and half of a sack. Was part of a defense that held the Jaguars to 194 net yards.
- In a Week 13 victory against Washington (11/30), started at WILL linebacker and tied for the team lead with 12 tackles (seven solo), 1.0 sack and one pass defended. With 12 tackles, posted his third straight 100-tackle season. Earned his first full sack of the season in the first

QUICK HITS

Freeman set a franchise record and ranked fifth in the NFL for tackles in a season with 203 in 2012. He became only the second Colts defender in franchise history to top 200 tackles in a season.

In the team's AFC Wild Card Playoff victory against Cincinnati on January 4, 2015, Freeman recorded single-game postseason highs in tackles (16), sacks (1.5) and forced fumbles (one). He joined Dwight Freeney as one of only two players in team history to notch 1.5 sacks and force a fumble in a single playoff game.

In the 2012 regular season opener at Chicago, Freeman became the first undrafted NFL player to return an interception for a touchdown in his NFL debut since 1987. He was also the first Colts undrafted player to accomplish the feat in his NFL debut.

quarter when he took down Colt McCoy for a five-yard loss, leading to a Redskins punt.

- Started at WILL linebacker in a Week 15 victory against Houston (12/14) and led the team with 14 tackles (seven solo) and one pass defended. Was part of a defense that held the Texans to 289 net yards.
- Started at WILL linebacker during the team's AFC Wild Card Playoff victory against Cincinnati (1/4/15) and led the team with 16 tackles (13 solo), 1.5 sacks and one forced fumble. His half sack came on the final play of the third quarter to force a Bengals punt. He then added his full sack in the fourth quarter and forced a fumble on the play, which was recovered by teammate Montori Hughes.
- In the team's AFC Divisional Playoff win at Denver (1/11/15), started at WILL linebacker and totaled eight tackles and one fumble recovery. Recovered a sack-forced fumble from Jonathan Newsome in the second quarter. The fumble recovery was the first of his postseason career and led to a Colts touchdown.
- Tied for the team lead with 13 tackles (eight solo), starting at WILL linebacker in the team's AFC Championship Game loss at New England (1/18/15).

2013 (COLTS):

- Started all 16 games at WILL linebacker and led the Colts with 169 tackles (111 solo) while contributing with 5.5 sacks, six forced fumbles, two fumble recoveries, two interceptions and six passes defended. Added 24 tackles and one pass defended in two postseason contests.
- Against the Dolphins in Week 2 (9/15), posted the first multiple-sack game of his career while forcing a fumble on his first takedown in the

SINGLE-GAME HIGHS

Tackles: 19 at NYJ (10/14/12)
Sacks: 2.0 vs. MIA (9/15/13)
FF: 2 vs. HOU (12/15/13)
FR: 1, two times (Last: at KC 12/22/13)
Int: 1, three times (Last: at KC 12/22/13)
PD: 2, two times (Last: vs. JAX 12/29/13)

third quarter. The turnover led to a Colts 38-yard field goal by Adam Vinatieri. Freeman added his second sack of the game in the third quarter, which led to a Dolphins punt. Also contributed with seven tackles (six solo).

- Led the Colts with nine tackles (seven solo) in the team's Week 3 victory at San Francisco (9/22). Notched a sack and forced fumble in the fourth quarter. The sack was his third of the season and the fifth of his career. The forced fumble was his second of the year and third of his career.
- In a Week 4 victory at Jacksonville (9/29), led the team with 10 tackles (five solo) and was part of a defense that limited the Jaguars to three points and 205 net yards.
- Led the team with 14 tackles (11 solo) and added one tackle for loss in the team's Week 5 victory against Seattle (10/6). Made a crucial tackle when he stopped Seahawks quarterback Russell Wilson on a third down rush in the fourth quarter, which led to a punt.
- In a Week 7 victory against Denver (10/20), led the team with 12 tackles (eight solo) while adding a half of a sack and one pass defended. Was part of a defense that limited the Broncos to 64 rushing yards while holding Denver to 2013 single-game first half lows in net yards (134) and net passing yards (101).
- Tied for the team lead with 12 tackles (eight solo) in a Week 10 loss against St. Louis (11/10).
- In a Week 11 victory at Tennessee (11/14), tied for the team lead with 10 tackles (six solo).
- Led the team with 13 tackles (nine solo), while contributing with one interception, one pass defended and one fumble recovery during the team's Week 13 win against Tennessee (12/1). The interception came on the Titans final possession of the game with 33 seconds remaining in the fourth quarter. It was his first of the season and the second of his career. Recovered his first career fumble off of a Robert Mathis sack-forced fumble.
- In a Week 15 victory against Houston (12/15), led the team with 10 tackles (seven solo) and a career-high two forced fumbles. Tied Tony Siragusa (five) for the most career forced fumbles by an undrafted Colts player. The two forced fumbles are the most for a Colts defensive player in a game dating back to Sept. 19, 2010 (Dwight Freeney against the New York Giants).
- Recorded a team-leading seven tackles (three solo), 1.0 sack, one interception, one forced fumble, one fumble recovery and two passes defended in a Week 16 win at Kansas City (12/22). With his sack, he tied Larry Chester (6.5) for the third-most career sacks by a Colts undrafted player. With his forced fumble, he set a franchise record for the most forced fumbles by a Colts undrafted player in franchise history, topping Tony Siragusa's previous record of five. His fumble recovery led to a Colts touchdown two plays later. Was named AFC Defensive Player of the Week for his performance.
- In a Week 17 victory against Jacksonville (12/29), led the team with 10 tackles (six solo). Also contributed with 1.0 sack, one forced fumble and two passes defended. The forced fumble led to a Colts touchdown. Passed Larry Chester (6.5) for sole possession of the third-most sacks by an undrafted player in Colts history.
- Started at WILL linebacker during the team's AFC Wild Card Playoff victory against Kansas City (1/4/14) and recorded nine tackles (six solo), one tackle for loss and one pass defended.
- Led the team with 15 tackles (eight solo) in the team's AFC Divisional Playoff loss at New England (1/11/14).

2012 (COLTS):

- Started at inside linebacker in all 16 games. Led the team with 203 tackles (116 solo), 2.0 sacks, one interception, three passes defended and one forced fumble.
- In his first career NFL start at Chicago (9/9), led the team with 13 tackles (six solo), one pass defended and one interception, which he returned four yards for a touchdown.
- Led the team in tackles (18) while contributing with his first career sack and forced fumble against Minnesota (9/16).
- Led the team in tackles for the fifth consecutive week with a career-high

19 (eight solo) against the New York Jets (10/14).

- Led the team in tackles for the ninth occasion of the season against Buffalo (11/25) with 18 (13 solo), which tied his second-highest single-game total. Added his second sack of the year when he brought down Bills quarterback Ryan Fitzpatrick in the first quarter.
- Recorded 15 stops (10 solo) in the team's playoff-clinching victory at Kansas City (12/23).
- Led the team in tackles (11) for the 13th game starting at WILL linebacker against Houston (12/30). With 11 tackles, he became the second Colts defender to top 200 tackles in a season and set a new franchise record while ranking fifth in the NFL for tackles in a season with 203, topping Jeff Herrod's mark of 200 in 1994.
- Started at WILL linebacker in his first career playoff game and contributed with six tackles (two solo) at Baltimore (1/6/13).

CFL CAREER:

- In three seasons with the Saskatchewan Roughriders of the CFL (2009-2011), totaled 144 tackles, 13.0 sacks, three interceptions, four fumble recoveries and one touchdown.
- Was a three-time CFL Defensive Player of the Week and 2011 CFL All-Star.
- Participated in two CFL Grey Cup games with the Roughriders.

COLLEGE:

- Finished his career at the University of Mary Hardin-Baylor (2004-07) as the school's all-time leader in tackles and became the first Cru player to go over 300 career tackles.
- Named D3football.com Defensive Player of the Year as a senior.
- Was a three-time First Team All-America Southwest Conference selection.
- Finished his senior season with 112 tackles, 18.5 tackles for loss, 6.0 sacks, three forced fumbles, seven passes defended and one blocked punt that he returned for a touchdown.

PERSONAL:

- Attended University High School in Waco, Texas where he grew up.
- Founded Jerrell Freeman's Rise Above Foundation, which provides inner-city and low-income children with educational opportunities and resources.
- Participated in numerous NFL PLAY 60 activities and events.
- Volunteered at the Indianapolis Humane Society.
- Served meals to homeless men at Wheeler Mission as part of the Safe Coverage Foundation visit.
- Assisted in the annual Colts Playground Build.
- Served as a host during the United Way Cold Feet Warm Shoes event.
- Took part as a Colts Community Ticket Block sponsor.
- Donated youth sports equipment for the Waco School Corporation's Explosion Disaster Relief.



GETTING TO KNOW JERRELL FREEMAN

Favorite team and/or athlete outside of football: Dallas Mavericks and Dirk Nowitzki

Favorite musician and/or song: "Standing Ovation" by Young Jeezy

Hobbies outside of football: Sleeping

What is something interesting about you that most people may not know: I am extremely goofy and sarcastic

Favorite food: Anything from Cold Stone

Favorite vacation spot: My bed

Favorite movie: *Training Day*

What's the one thing you couldn't live without: Family

2015 GAME-BY-GAME STATISTICS

Date/Opp.	GP	GS	Solo	Asst.	Total	Sacks	PD	FF	FR	INT	Yds	Avg.	LG	TD
9/13 @ BUF	1	1	5	7	12	0.0	0	0	0	0	0	0.0	0	0
9/21 vs. NYJ	1	1	3	11	14	0.0	0	0	0	0	0	0.0	0	0
9/27 @ TEN	1	1	7	3	10	1.0	0	0	0	0	0	0.0	0	0
10/4 vs. JAX	1	1	1	0	1	0.0	0	0	0	0	0	0.0	0	0
10/8 @ HOU	INACTIVE													
10/18 vs. NE														
10/25 vs. NO														
11/2 @ CAR														
11/8 vs. DEN														
11/22 @ ATL														
11/29 vs. TB														
12/6 @ PIT														
12/13 @ JAX														
12/20 vs. HOU														
12/27 @ MIA														
1/3 vs. TEN														
2015 TOTALS	4	4	16	21	37	1.0	0	0	0	0	0	0.0	0	0

CAREER REGULAR SEASON STATISTICS

Year	GP	GS	Solo	Asst.	Total	Sacks	PD	FF	FR	INT	Yds	Avg.	LG	TD
2015 IND	4	4	16	21	37	1.0	0	0	0	0	0	0.0	0	0
2014 IND	12	12	78	66	144	1.5	6	1	0	0	0	0.0	0	0
2013 IND	16	16	111	58	169	5.5	6	6	2	2	13	6.5	13	0
2012 IND	16	16	116	87	203	2.0	3	1	0	1	4	4.0	4t	1
TOTAL	48	48	321	232	553	10.0	15	8	2	3	17	5.7	13	1

CAREER POSTSEASON STATISTICS

Year	GP	GS	Solo	Asst.	Total	Sacks	PD	FF	FR	INT	Yds	Avg.	LG	TD
2014 IND	3	3	27	10	37	1.5	0	1	1	0	0	0.0	0	0
2013 IND	2	1	14	10	24	0.0	1	0	0	0	0	0.0	0	0
2012 IND	1	1	2	4	6	0.0	0	0	0	0	0	0.0	0	0
TOTAL	6	5	43	24	67	1.5	1	1	1	0	0	0.0	0	0

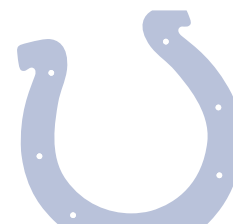
SPECIAL TEAMS TACKLES: 5 (2012 - 5)



CLAYTON GEATHERS

42 SAFETY

6-2 215 CENTRAL FLORIDA



NFL Exp: Rookie

Born: 6/1/92

How Acquired: D4 – 2015 (109th overall)

GP/GS (Postseason): 5/0 (0/0)

CAREER TRANSACTIONS:

- Selected by the Colts in the fourth round (109th overall) of the 2015 NFL Draft.

2015 (COLTS):

- Finished with two tackles and one pass defended in his first career game during a Week 1 loss at Buffalo (9/13).
- In a Week 2 loss against the New York Jets (9/21), tallied two tackles (one solo) and saw action on special teams.
- Competed on defense and on special teams in a Week 3 win at Tennessee (9/27). Compiled three special teams stops.
- Registered one tackle on defense and added one special teams stop in a Week 4 victory at Jacksonville (10/4).
- In a Week 5 win at Houston (10/8), totaled five tackles (four solo) and added one special teams tackle.

COLLEGE:

- Played in 53 games (52 starts) at Central Florida and totaled 383 tackles (226 solo), 19 tackles for loss, three interceptions, five forced fumbles, two fumble recoveries, 1.0 sack and 30 passes defended.
- His 383 career tackles are the third most in school history and his 53 career games played are tied for a school record.
- Named a First Team All-American Athletic Conference selection as a senior season. Also served as a team captain his senior year and was named the team's Most Outstanding Defensive Back.
- Was a Second Team All-American Athletic Conference choice as a junior.
- As a team captain in 2014, started all 13 games and notched 97 tackles (58 solo), 6.5 tackles for loss, nine passes defended, one interception, one forced fumble, one fumble recovery and 1.0 sack.
- Was selected as the squad's Most Outstanding Defensive Back.
- In 2013, started all 13 games at strong safety and earned Second Team All-American Athletic Conference honors after totaling 100 tackles (64 solo), 4.5 tackles for loss, two interceptions, two forced fumbles, one fumble recovery and 10 passes defended.
- Was named UCF's Most Improved Defensive Player.
- Started 14 games at strong safety in 2012 and ranked second on the team with 117 tackles while adding four tackles for loss, two forced fumbles and five passes defended.
- In 2011, started all 12 games at strong safety and recorded 67 tackles (40 solo), one tackle for loss and six passes defended.
- Was voted to the Conference USA All-Freshman Team.
- Played in one game in 2010, posting two tackles.

PERSONAL:

- Played at Carvers Bay High School in Hemingway, S.C. and helped his team to a Lower State Championship in 2007 and 2008 and a 33-4 overall record from 2007-09.
- Was named an all-state selection as a defensive back in 2009 and as a running back in 2008.
- Was the team's Offensive MVP as a junior, rushing for 1,500 yards and 23 touchdowns while adding four interceptions on defense.
- A three-time all-region pick.
- Played in the Shrine Bowl of the Carolinas.
- Majored in sports and fitness at UCF.
- Joins five other NFL family members: Jumpy Geathers, Robert Geathers, Sr., Robert Geathers, Jr., Kwame Geathers and Clifton Geathers.



SINGLE-GAME HIGHS

Tackles: 5 at HOU (10/8/15)

Sacks: 0

FF: 0

FR: 0

Int: 0

PD: 1 at BUF (9/13/15)



GETTING TO KNOW CLAYTON GEATHERS

Favorite musician and/or song: Phil Collins – “In the Air Tonight”

Hobbies outside of football: Playing with RC cars and playing video games, mostly Call of Duty

What is something interesting about you that most people may not know: That I play with RC cars

Favorite vacation spot: Jamaica

If you could have lunch with three people, living or dead, who would they be: James Geathers, Sean Taylor and Dr. Martin Luther King, Jr.

Favorite movie: *The Five Heartbeats*

What's the one thing you couldn't live without: Family

2015 GAME-BY-GAME STATISTICS

Date/Opp.	GP	GS	Solo	Asst.	Total	Sacks	PD	FF	FR	INT	Yds	Avg.	LG	TD
9/13 @ BUF	1	0	0	2	2	0.0	1	0	0	0	0	0.0	0	0
9/21 vs. NYJ	1	0	1	1	2	0.0	0	0	0	0	0	0.0	0	0
9/27 @ TEN	1	0	0	0	0	0.0	0	0	0	0	0	0.0	0	0
10/4 vs. JAX	1	0	1	0	1	0.0	0	0	0	0	0	0.0	0	0
10/8 @ HOU	1	0	4	1	5	0.0	0	0	0	0	0	0.0	0	0
10/18 vs. NE														
10/25 vs. NO														
11/2 @ CAR														
11/8 vs. DEN														
11/22 @ ATL														
11/29 vs. TB														
12/6 @ PIT														
12/13 @ JAX														
12/20 vs. HOU														
12/27 @ MIA														
1/3 vs. TEN														
2015 TOTALS	5	0	6	4	10	0.0	1	0	0	0	0	0.0	0	0

CAREER REGULAR SEASON STATISTICS

Year	GP	GS	Solo	Asst.	Total	Sacks	PD	FF	FR	INT	Yds	Avg.	LG	TD
2015 IND	5	0	6	4	10	0.0	1	0	0	0	0	0.0	0	0
TOTAL	5	0	6	4	10	0.0	1	0	0	0	0	0.0	0	0


SPECIAL TEAMS TACKLES: 5 (2015 - 5)



DENZELLE GOOD

71 TACKLE

6-5 340 MARS HILL



NFL Exp: Rookie

How Acquired: D7 – 2015 (255th overall)

Born: 3/8/91

GP/GS (Postseason): 0/0 (0/0)

CAREER TRANSACTIONS:

- Selected by the Colts in the seventh round (255th overall) of the 2015 NFL Draft.

- In 2008, was voted a first-team all-state selection by The Associated Press, Coaches Poll, Media Poll and HSSR Poll.
- Participated in the Shrine Bowl following his senior season.
- A native of Gaffney, S.C.

2015 (COLTS):

- Listed as inactive for the team's Week 1 loss at Buffalo (9/13).
- Was inactive for a Week 2 loss against the New York Jets (9/21).
- Listed as inactive for the team's Week 3 victory at Tennessee (9/27).
- Was inactive for a Week 4 win against Jacksonville (10/4).
- Listed as inactive for a Week 5 victory at Houston (10/8).

COLLEGE:

- A two-time First Team All-South Atlantic Conference choice at Mars Hill.
- Did not allow a sack in the three years he competed with the Mountain Lions.
- Was a participant in the 2015 NFL Regional Combine in Baltimore and Super Regional Combine in Arizona.
- In 2014, started in 10 games and was a First-Team All-SAC selection.
- Blocked for an offense that ranked fourth in the South Atlantic Conference in yards per game (404.9).
- Provided time for quarterback Trent Miller to rank third in the conference averaging 178.1 yards per game while throwing nine touchdowns.
- Earned First-Team All-SAC honors for the first time in his collegiate career in 2013.
- Blocked for quarterback Trent Miller who earned SAC Offensive Freshman of the Year honors after totaling 2,757 yards and 23 touchdowns.
- Started in all 10 games on the offensive line in 2012.
- Did not play football in 2011.
- Did not see action as a freshman at N.C. State in 2010.

PERSONAL:

- Played offensive tackle at Gaffney (S.C.) High School and was rated as the No. 5 overall prospect in South Carolina.
- Was a two-time all-region and all-area selection.
- Named to the All-Atlantic Region class of 2009 by *PrepStar*.



CAREER GP/GS (POSTSEASON):
 2015 IND: 0/0 (0/0)
TOTAL: 0/0 (0/0)

GETTING TO KNOW DENZELLE GOOD

Favorite team and/or athlete outside of football: Miami Heat/LeBron James

Favorite musician and/or song: Lil Wayne

Hobbies outside of football: Drawing and cooking

What is something interesting about you that most people may not know: I still watch Cartoon Network faithfully


Favorite food: Pizza

Favorite vacation spot: North Myrtle Beach

If you could have lunch with three people, living or dead, who would they be: My granny, Bob Marley and Michael Jackson

Favorite movie: *Don't Be a Menace to South Central While Drinking Your Juice in the Hood*


What's the one thing you couldn't live without: My family



FRANK GORE

23 RUNNING BACK

5-9 217 MIAMI (FL)



NFL Exp: 11 (1st Year with Colts)
How Acquired: UFA – 2015 (SF)

Born: 5/14/83
GP/GS (Postseason): 153/139 (8/8)

CAREER TRANSACTIONS:

- Signed by the Colts as an unrestricted free agent on March 10, 2015.
- Selected by the San Francisco 49ers in the third round (65th overall) of the 2005 NFL Draft.

PRO CAREER:

- Has been selected to five Pro Bowls (2006, 2009, 2011, 2012 and 2013).
- Has rushed for 11,398 yards, the 17th most in NFL history.
- Is one of only 11 players in NFL history to have at least eight 1,000-yard rushing seasons.
- Is one-of-four players to rush for 11,000 yards while playing for one team.
- Surpassed 10,000 career rushing yards on Sept. 7, 2014 and became the 29th player in NFL history to rush for 10,000-or-more yards in a career, and just the 10th player to reach that mark while also playing 10 seasons with one team. He's also one of only two players drafted in the third round or later to rush for 10,000 yards. The other is Pro Football Hall of Famer Curtis Martin.
- Ranks first in 49ers history in rushing yards (11,073), attempts (2,442) and touchdowns (64).
- Ranks second in 49ers history in yards from scrimmage (13,956), trailing only Pro Football Hall of Fame wide receiver Jerry Rice (19,872).
- Logged seven 1,000-yard rushing seasons (2006-09, 2011-13), the most 1,000-yard seasons in 49ers history. Gore's seven 1,000-yard rushing seasons rank second among all active players, trailing only Steven Jackson.
- In 2009, Gore and tight end Vernon Davis became just the second set of 49er teammates to each have at least 13 touchdowns in a season. In 1995, wide receiver Jerry Rice had 17 and running back Derek Loville had 13.
- Since his rookie season in 2005, the 49ers were 39-8-1 when Gore had 20-plus carries and 31-8 when he broke the 100-yard plateau.
- With 23 touches (21 carries, two receiving) at New England on Dec. 16, 2012, reached 2,197 total touches and surpassed running back Roger Craig for the most in 49ers history.
- Scored 76 total touchdowns (64 rushing, 11 receiving, one fumble return) while playing in San Francisco, good for the third-most in 49ers history.
- His 11,398 rushing yards since his rookie season in 2005 rank as the most in the NFL during that time span.
- Earned Pro Bowl honors in 2006 after setting single-season franchise records in San Francisco with 312 carries, 1,695 rushing yards, 2,180 total yards from scrimmage and nine 100-yard rushing games.
- Has the most 100-yard rushing games in 49ers history (39). His seven 150-yard performances are also the most in San Francisco franchise history.
- Has the most consecutive 100-yard rushing games (five) in 49ers history.
- Ranks second in San Francisco franchise history in receptions (342) and receiving yards (2,883) by a running back.
- In 2006 and 2010, was named the recipient of the 49ers Bill Walsh Award.
- Set a 49ers single-game rushing record with 212 yards vs. Seattle on November 19, 2006.
- Has started 65 consecutive games at running back, which is the most among all active running backs in the NFL.

2015 (COLTS):

- Finished his Colts debut with eight carries for 31 yards (3.9 avg.) and added two receptions. He continued his league-leading streak of consecutive games started by a running back (active players) to 61.
- In a Week 2 loss against the New York Jets (9/21), led the team in rushing with 15 carries for 57 yards (3.8 avg.). With 61 scrimmage yards (57 rushing, four receiving), he topped 14,000 for his career.

QUICK HITS

Gore has been selected to five Pro Bowls (2006, 2009, 2011, 2012 and 2013) and is one of only 11 players in NFL history to have at least eight 1,000-yard rushing seasons.

Following his 10-year career with San Francisco, Gore ranks first in 49ers history in rushing yards (11,073), attempts (2,442) and touchdowns (64) and ranks second in yards from scrimmage (13,956), trailing only Pro Football Hall of Fame wide receiver Jerry Rice (19,872).

- Led the team in rushing with 14 carries for 86 yards and two touchdowns starting at running back in a Week 3 win at Tennessee (9/27). Scored his first touchdown in a Colts uniform when he found the end zone on a one-yard run in the first quarter to give Indianapolis a 7-0 lead. Added the game-winning six-yard touchdown with 2:51 remaining in the fourth quarter. It was his 11th career multiple touchdown game and his first two-touchdown game since Week 8 of the 2013 season against Jacksonville. With 86 rushing yards, passed O.J. Simpson (11,236) for the 19th-most rushing yards in NFL history.
- Started at running back in a Week 4 victory against Jacksonville (10/4) and totaled 17 carries for 53 yards and added five receptions for 34 yards. He recorded a 22-yard rush in overtime to set up Adam Vinatieri's game-winning 27-yard field goal.
- Totaled 22 carries for 98 yards (4.5 avg.) and one touchdown starting at running back in a Week 5 win at Houston (10/8). Tallied his third touchdown of the season on a three-yard rush on the team's opening offensive possession of the second half. With 98 yards, he passed John Riggins (11,352) and Steven Jackson (11,388) for the 17th-most rushing yards in NFL history. His 98 yards were the most for a Colts running back in a game dating back to Dec. 16, 2012 (Vick Ballard, 105 vs. Houston). With 22 carries, he topped 2,500 rushes for his career.

2014 (49ERS):

- Started all 16 games at running back and totaled 255 carries for 1,106 yards and four touchdowns while contributing with 11 receptions for 111 yards and one touchdown.
- Recorded 16 carries for 66 yards at Dallas (9/7), surpassing 10,000 career yards.
- Rushed for 119 yards on 24 carries while adding one reception for 55 yards and one touchdown against Philadelphia (9/28). It marked his 36th career 100-yard game and his first since 12/8/13 (110 yards against Seattle). He hauled in a 55-yard touchdown pass from quarterback Colin Kaepernick, marking the longest reception of his career and the longest by a 49ers running back since 12/12/10 when

SINGLE-GAME HIGHS

Att: 31, two times (Last: at DEN 10/30/11)
Yards: 212 vs. SEA (11/19/06)
TDs: 2, 11 times (Last: at TEN 9/27/15)
LG: 80t vs. SEA (9/20/09)
Rec: 11 at ARZ (11/25/07)
Yards: 102 at KC (9/26/10)
TDs: 1, 11 times (Last: vs. PHI 9/28/14)
LG: 55t vs. PHI (9/28/14)

Brian Westbrook had a 62-yard touchdown reception against Seattle.

- Registered 18 carries for 107 yards against Kansas City (10/5), to move him past running back Ottis Anderson with the 26th-most rushing yards in NFL history. He rushed for 100-plus yards in consecutive weeks for the first time since registering five consecutive 100-yard games in 2011 (Oct. 2, 2011 – Nov. 6, 2011).
- Rushed for 158 yards and one touchdown on 26 carries (6.1 avg.) against San Diego (12/20), the fifth-most rushing yards in a single game in his career. His 52-yard touchdown run on the opening series of the game was his longest rush since Oct. 16, 2011 at Detroit (55 yards) and his longest touchdown run since Nov. 1, 2009 at Indianapolis (64 yards). He became the first player in the NFL to record a rushing touchdown and touchdown reception of 50-plus yards during the season (55-yard touchdown reception against Philadelphia on 9/28). He and quarterback Colin Kaepernick (151 yards) became the first 49ers teammates to rush for over 100 yards in the same game since Nov. 13, 1977 when Wilbur Jackson had 123 yards on the ground and Delvin Williams rushed for 110 yards. He and Kaepernick also became the fourth pair of teammates to rush for 150 plus yards in a game in NFL History, and the first since 1976.
- Recorded 25 carries for 144 yards against Arizona (12/28). Finished the season with 1,106 rushing yards, marking his fourth consecutive 1,000-yard season and the eighth of his career. He also surpassed 11,000 rushing yards for his career.

2013 (49ERS):

- Started all 16 games at running back and compiled 276 rushes for 1,128 yards and nine touchdowns. He added 16 receptions for 141 yards.
- With 21 carries for 44 yards and one touchdown, and two receptions for 21 yards against Green Bay (9/8), he passed running back Roger Craig (11,506 yards) and moved into second place in franchise history with 11,535 total yards from scrimmage.
- With 21 receiving yards against Indianapolis (9/22), he finished the game with 2,687 career receiving yards, moving into second place in franchise history for the most receiving yards by a running back. Running back Roger Craig holds the franchise record with 4,442 career receiving yards.
- Along with quarterback Colin Kaepernick, the duo had two rushing touchdowns at Jacksonville (10/27), and it marked the first time the 49ers had a quarterback and running back each run for two touchdowns in the same game since Oct. 1, 1961 (quarterback Billy Kilmer and running back/fullback J.D. Smith). The last time it happened in the NFL was on Nov. 9, 2003 (San Diego quarterback Doug Flutie and running back LaDainian Tomlinson). The 49ers four rushing touchdowns against the Jaguars tied for the most by any team in the NFL during the 2013 season.
- With a start at New Orleans (11/17), Gore moved past running back Ken Willard for the second most games played by a running back in franchise history with 125 games.
- Rushed for a game-high 110 yards on 17 carries (6.5 avg.) vs. Seattle (12/8), including a season-long 51-yard run late in the fourth quarter

to set up the game-winning field goal by kicker Phil Dawson. The 51-yard run by Gore was his longest since Oct. 16, 2011 at Detroit (55 yards). It was Gore's third 100-yard game of the season and 35th of his career. His 35 career 100-yard games are the second-most among all players since 2005. The 49ers improved to 28-7 when Gore rushes for 100-yards-or-more.

- With 86 yards rushing on 22 carries at Tampa Bay (12/15), eclipsed 1,000 rushing yards for the season (1,017 yards), marking the seventh time in nine seasons that he has rushed for 1,000 yards. He also became just the 20th player in NFL history to register at least seven career 1,000-yard rushing seasons.
- Notched 21 carries for 97 yards and one touchdown against Atlanta (12/23), becoming just the sixth active player to reach 60 career rushing touchdowns.
- Had 20 carries for 66 yards and one touchdown at Green Bay (1/5/14) in the NFC Wild Card Playoffs, marking his fifth career postseason rushing touchdown, which is tied for the fourth-most postseason rushing touchdowns in franchise history.
- Tallied 17 carries for 84 yards at Carolina (1/12/14) in the NFC Divisional Playoffs, including a 39-yard run in the fourth quarter. Rushed for 632 yards in the postseason, ranking second in franchise history for the most postseason rushing yards.

2012 (49ERS):

- Started all 16 games at running back and recorded 258 carries for 1,214 yards and eight touchdowns while totaling 28 catches for 234 yards and one touchdown.
- Led the NFL in rushing yards (319) and rushing touchdowns (four) in the 2012 postseason.
- His 4.7-yard rushing average was the sixth-highest in the NFL (minimum 200 attempts). He ranked 10th in the NFL and fifth in the NFC with 1,214 rushing yards on the season.
- Rushed for 131 yards on 16 carries (8.2 avg.) against Seattle (10/18).
- Scored his 50th career rushing touchdown and 60th total touchdown on a one-yard run in the third quarter against Miami (12/9).
- Registered his first career fumble return for a touchdown, scooping up a fumble by quarterback Colin Kaepernick and taking it nine yards for a touchdown at New England (12/16).
- Notched his first career 100-yard game in the postseason, rushing for 119 yards and one touchdown on 23 carries against Green Bay (1/12/13) in the NFC Divisional Playoffs.
- Led the 49ers with 21 carries for 90 yards and two touchdowns at Atlanta (1/20/13) in the NFC Championship Game. It marked his first career multiple-touchdown performance in the postseason.
- Rushed for 110 yards and one touchdown on 19 carries against Baltimore (2/3/13) in Super Bowl XLVII, setting the franchise record for most rushing yards in a Super Bowl. Scored on a six-yard touchdown run, marking his fourth rushing touchdown of the postseason.

2011 (49ERS):

- Started all 16 games at running back and posted 282 carries for 1,211 yards and eight touchdowns while contributing with 17 receptions for 114 yards.
- Earned Pro Bowl honors after setting the career record for most rushing yards in franchise history (7,625). Recorded the second-most career rushing attempts (1,653) and a new team record for hitting the century mark on the ground in five consecutive games (127 yards at Philadelphia, 125 against Tampa Bay, 141 at Detroit, 134 against Cleveland and 107 yards at Washington).
- Rushed for 127 yards and a touchdown at Philadelphia (10/2), marking his 25th career 100-yard game. His score with 3:00 remaining in the game gave the 49ers a 24-23 lead in the come-from-behind victory.
- Ran for 125 yards and one touchdown vs. Tampa Bay (10/9), moving him into fourth place in franchise history with 38 career rushing touchdowns.
- Scored his fourth rushing touchdown of the season at Detroit (10/16) and ran for 141 rushing yards on 15 carries.
- Moved into second place in franchise history for rushing yards with 134 yards and a touchdown against Cleveland (10/30), passing running back Roger Craig (7,064). With 134 rushing yards on the day, hit the century mark on the ground in four consecutive games for the first time in his career. His touchdown marked the first time in his career that he scored



GETTING TO KNOW FRANK GORE

Favorite team and/or athlete outside of football: Miami Heat/LeBron James

Favorite food: Seafood

Favorite vacation spot: Hawaii

Favorite movie: *Little Giants*

a rushing touchdown in four-straight games.

- Recorded 107 rushing yards on 19 carries at Washington (11/6), setting a franchise record with five consecutive 100-yard rushing games.
- Broke the record for most rushing yards in franchise history vs. St. Louis (12/4), passing 49ers and Pro Football Hall of Fame fullback Joe Perry (7,344). Gore broke the record on a two-yard run in the second quarter and finished the day with 73 yards on 21 carries.
- Notched his fifth 1,000-yard rushing season of his career at Arizona (12/11), recording 72 yards and one touchdown on 10 carries. Gore registered his sixth rushing touchdown of the season and 41st of his career on a 37-yard run, the team's longest rushing touchdown of the season.

2010 (49ERS):

- Started all 11 games he played in at running back and finished with 203 carries for 853 yards and three touchdowns while adding 46 receptions for 452 yards and two touchdowns.
- With 112 yards rushing vs. New Orleans (9/20), set the franchise record for the most career 100-yard games (21), passing running back Joe Perry (20). He finished the day against New Orleans with a team-high seven receptions for 56 yards and 168 total yards from scrimmage. It marked the second time in his career that he recorded a rushing and receiving touchdown in the same game (at Arizona 9/13/09).
- Registered nine receptions for a career-high 102 yards, marking the first 100-yard receiving game of his career. The last 49ers running back to eclipse the 100-receiving yard plateau was running back Garrison Hearst at Chicago (10/28/01) when he had four receptions for 105 yards with one touchdown.
- Had six receptions for 60 yards at Atlanta (10/3), marking the fourth game in the 2010 season he registered at least six receptions and the third consecutive game with at least 50 yards receiving. It marked the first time in his career that he had recorded at least six receptions in four consecutive games.
- Eclipsed the 100-yard plateau for the second time in the season, rushing for 149 yards on 25 carries against Oakland (10/17). Moved into third on the 49ers all-time rushing list with 6,032 rushing yards passing running back Ken Willard (5,930).
- Eclipsed the 100-yard plateau for the fourth time in the season against Denver (10/31), rushing for 118 yards and one touchdown on 29 carries. It marked his third consecutive 100-yard performance. The last time he accomplished the feat was Nov. 12, 2006 (159 yards at Detroit), Nov. 19, 2006 (212 yards vs. Seattle) and Nov. 26, 2011 (134 yards at St. Louis).
- Scored on a one-yard touchdown run, set up by a 65-yard pass from quarterback Troy Smith to wide receiver Josh Morgan against St. Louis (11/14).
- Moved past running back Joe Perry (8,624) into fourth place on the 49ers all-time yards from scrimmage list after rushing for 60 yards vs. Tampa Bay (11/21) to bring his total career to 8,645 yards.

2009 (49ERS):

- Started all 14 games he played in at running back and registered 229 carries for 1,120 yards and 10 touchdowns while adding 52 catches for 406 yards and three touchdowns.
- Logged his fourth consecutive 1,000-yard rushing season (2006-09), becoming the only player in 49ers history to record four 1,000-yard seasons.
- Set career highs with 13 combined touchdowns (10 rushing, three receiving). His 10 rushing touchdowns tied a single-season team record with running backs Derek Loville (1995), Ricky Watters (1993), Billy Kilmer (1961), J.D. Smith (1959) and Joe Perry (1953).
- Ranked tied for second in the NFC and tied for eighth in the NFL in scoring (78).
- Finished the season ranked fifth in the NFC and tied for 11th in the NFL with 1,120 rushing yards and 10 rushing touchdowns.
- Registered a rushing touchdown and a receiving touchdown in the same game for the first time in his career at Arizona (9/13).
- Scored rushing touchdowns of 79 and 80 yards, breaking his career long twice in the same game against Seattle (9/20). Joined running back Barry Sanders (at Tampa Bay (80, 82) 10/12/97) as the only players in NFL history to register touchdown runs of 75 plus yards in the same game. Set a new career-high with 246 yards from scrimmage (207 rushing yards, 39 receiving yards). Became the first player in franchise history to have two runs of 79 yards-or-more in the same game. Named NFC Offensive Player of the Week and FedEx Ground Player of the Week for his performance.
- Registered a 64-yard touchdown run against Indianapolis (11/1). It marked his third rushing touchdown of the season over 60 yards, a feat that hadn't been accomplished by a 49er since running back Garrison Hearst (96t, 71t and 70t) in 1998. Along with Jaguars running back

Maurice Jones-Drew, became the first players to record three rushing touchdowns over 60 yards in one season since 2003 (Ahman Green - 98t, 65t and 60t; RB Jamal Lewis - 82t, 72t and 63t).

- Extended his career-long streak of consecutive games with a touchdown to five with a four-yard touchdown reception against Jacksonville (11/29), becoming the first 49er to score a touchdown in five consecutive games since wide receiver Terrell Owens (Nov. 4, 2001 - Dec. 2, 2001).
- Named NFC Offensive Player of the Week for his performance vs. Arizona (12/14) on Monday Night Football. Rushed for 167 yards and one touchdown. His 167 rushing yards were the highest rushing total on Monday Night Football in franchise history (Garrison Hearst, 198 yards rushing against Detroit 12/14/98). With 104 yards rushing in the first half, it marked the second time in 2009 that he eclipsed the 100-yard rushing plateau before halftime against Seattle (9/20).
- Rushed for 107 yards on 16 carries at Philadelphia (12/20), becoming the first running back in 20 regular season games to rush for over 100 yards against the Eagles.

2008 (49ERS):

- Started all 14 games at running back and registered 240 rushes for 1,036 yards and six touchdowns. Contributed with 43 receptions for 373 yards and two touchdowns.
- Became the first player in 49ers history to record three consecutive 1,000-yard seasons.
- Totaled 151 yards of offense in the season opener against Arizona (9/7), rushing for 96 yards on 14 carries, including a 41-yard touchdown run, and catching four passes for 55 yards.
- Rushed for 130 yards and a touchdown on 27 carries against Detroit (9/21).
- Scored two first half touchdowns against St. Louis (11/16), marking his 15th career 100-yard rushing game.
- Recorded 52 rushing yards and a touchdown against the New York Jets (12/7) before leaving the game with an ankle injury in the third quarter.

2007 (49ERS):

- Started all 15 games at running back and tallied 260 carries for 1,102 yards and five touchdowns while adding 53 catches for 436 yards and one touchdown.
- Posted a team-high 53 receptions for 436 yards and a touchdown, despite playing the majority of season with a nagging ankle injury in addition to being slowed with a broken hand suffered in training camp. Finished sixth in NFL in combined yards with 1,533 yards (1,102 rushing, 436 receiving).
- Named the 15th winner of the annual Garry Niver Award by reporters covering the team who represent the San Francisco Chapter of the Pro Football Writer's Association in December of 2007.
- Gained 81 yards on 20 carries with two touchdowns at St. Louis (9/16), with one of his scores coming on a 43-yard run on fourth-and-one in the third quarter.
- Inactive at Atlanta (11/4) due to the ankle injury originally suffered at the New York Giants (10/21), which was further aggravated vs. New Orleans (10/28).
- Named NFC Offensive Player of the Week after having one of his best outings of the season at Arizona (11/25), rushing for 116 yards and two touchdowns on 21 carries and recording a career-high with 11 receptions while adding 98 receiving yards. The 11 receptions by a running back marked the second most in team history, behind the 12 receptions running back Roger Craig totaled twice.
- Ran for a season-high 138 yards on 29 carries vs. Cincinnati (12/15).

2006 (49ERS):

- Started all 16 games at running back and totaled 312 carries for 1,695 yards and eight touchdowns. Also contributed with 61 receptions for 485 yards and one touchdown.
- Named to the Pro Bowl after setting single season franchise records with 312 carries and 1,695 yards to go along with eight touchdowns, while also recording a team-high 61 receptions for 485 yards with a score.
- His 2,180 yards from scrimmage set a franchise record, and ranked fourth in the NFL and second in the NFC.
- Finished third in the NFL and led the NFC in rushing yards with 1,695, while ranking third in the NFL with a 5.4-yard rushing average. Also led the NFL with 16 rushes of 20 yards or more.
- Recorded nine 100-yard games in 2006, which shattered the previous franchise record of six by running backs Garrison Hearst (1998) and Roger Craig (1988).
- Earned the 49ers 2006 Ed Block Courage Award for his tireless work ethic and determination while rehabilitating two surgically repaired shoulders during the 2006 offseason. Also named co-recipient of the

2006 Bill Walsh Award along with cornerback Walt Harris.

- Named NFC Offensive Player of the Week for his performance against Oakland (10/8) after rushing 27 times for 134 yards and hauling in three receptions for 38 yards.
- Posted 22 carries for 159 yards (7.2 avg.) at Detroit (11/12). Took a third-and-16 draw play for 61 yards and a touchdown, breaking several tackles en route to the end zone. Had 148 yards at halftime, a career-high and franchise record for rushing yards in a half.
- Named NFC Offensive Player of the Week after having a record day against Seattle (11/19), carrying the ball 24 times for a franchise record and career-high 212 yards. Also caught four passes for 26 yards and established a career-high with 238 combined yards.
- Registered 29 carries for 144 yards and four receptions for 34 yards and his first career receiving touchdown on Thursday Night Football at Seattle (12/14).
- Capped his outstanding season at Denver (12/31) with a then-career-high 31 carries for 153 yards, marking a franchise record of nine 100-yard rushing games in a season.

2005 (49ERS):

- Participated in 14 games (one start) in his rookie season and notched 127 carries for 608 yards and three touchdowns while totaling 15 catches for 131 yards.
- Led the team in rushing with 608 yards on 127 carries with three rushing touchdowns, adding 15 receptions for 131 yards. The last time a rookie led the 49ers in rushing was 1990 when running back Dexter Carter recorded 460 yards. The 608 yards were the most for a 49ers rookie since running back Roger Craig had 725 yards rushing in 1983.
- Rushed for 17 yards on four carries and caught two passes for 21 yards in his first career game against St. Louis (9/11).

- Recorded a 72-yard touchdown in the fourth quarter at Washington (10/23) to mark his first career rushing touchdown.
- Made his first NFL start and had over 100 combined yards, recording 79 yards rushing on 19 attempts and 57 receiving yards on three receptions at Jacksonville (12/18).
- Registered his first career 100-yard game against Houston (1/1) with 108 yards on 25 carries.

COLLEGE:

- Rushed for 1,975 yards at the University of Miami (Fla.), finishing his college career ranked seventh on the school's career rushing list.
- Also caught 23 passes for 225 yards (9.8 avg.), returned two kickoffs for 48 yards and recorded five tackles on special teams.
- Finished his final season with career-highs for rushing yards (945), carries (197) and touchdowns (eight) as he ranked fourth in the ACC in rushing yards.

PERSONAL:

- Attended Coral Gables (Fla.) High School, where he was one of the nation's most heavily-recruited running backs after setting a Dade County record for rushing yards in a season with 2,953 yards and 34 touchdowns as a senior in 2000.
- Rushed for 1,559 yards and 28 touchdowns as a junior in 1999 in addition to posting 301 receiving yards and four more scores through the air.
- Listed as the best running back on the *Florida Times-Union* Super 75 list and earned *SuperPrep* All-America honors.
- Majored in business management and organization at Miami.
- A native of Coral Gables, Fla.

2015 GAME-BY-GAME STATISTICS

Date/Opp.	RUSHING							RECEIVING						
	GP	GS	No.	Yards	Avg.	LG	TD	No.	Yards	Avg.	LG	TD		
9/13 @ BUF	1	1	8	31	3.9	9	0	2	0	0.0	2	0		
9/21 vs. NYJ	1	1	15	57	3.8	18	0	1	4	4.0	4	0		
9/27 @ TEN	1	1	14	86	6.1	25	2	1	8	8.0	8	0		
10/4 vs. JAX	1	1	17	53	3.1	22	0	5	34	6.8	14	0		
10/8 @ HOU	1	1	22	98	4.5	20	1	0	0	0.0	0	0		
10/18 vs. NE														
10/25 vs. NO														
11/2 @ CAR														
11/8 vs. DEN														
11/22 @ ATL														
11/29 vs. TB														
12/6 @ PIT														
12/13 @ JAX														
12/20 vs. HOU														
12/27 @ MIA														
1/3 vs. TEN														
2015 TOTALS	5	5	76	325	4.3	25	3	9	46	5.1	14	0		

CAREER REGULAR SEASON STATISTICS

Year	RUSHING							RECEIVING						
	GP	GS	No.	Yards	Avg.	LG	TD	No.	Yards	Avg.	LG	TD		
2015 IND	5	5	76	325	4.3	25	3	9	46	5.1	14	0		
2014 SF	16	16	255	1,106	4.3	52t	4	11	111	10.1	55t	1		
2013 SF	16	16	276	1,128	4.1	51	9	16	141	8.8	29	0		
2012 SF	16	16	258	1,214	4.7	37	8	28	234	8.4	26	1		
2011 SF	16	15	282	1,211	4.3	55	8	17	114	6.7	13	0		
2010 SF	11	11	203	853	4.2	64	3	46	452	9.8	41	2		
2009 SF	14	14	229	1,120	4.9	80t	10	52	406	7.8	48	3		
2008 SF	14	14	240	1,036	4.3	41t	6	43	373	8.7	26	2		
2007 SF	15	15	260	1,102	4.2	43t	5	53	436	8.2	23t	1		
2006 SF	16	16	312	1,695	5.4	72	8	61	485	8.0	39	1		
2005 SF	14	1	127	608	4.8	72t	3	15	131	8.7	47	0		
TOTAL	153	139	2518	11,398	4.5	80t	67	351	2,929	8.3	55t	11		

CAREER POSTSEASON STATISTICS


Year	RUSHING							RECEIVING						
	GP	GS	No.	Yards	Avg.	LG	TD	No.	Yards	Avg.	LG	TD		
2013 SF	3	3	48	164	3.4	39t	1	3	36	12.0	17	0		
2012 SF	3	3	63	319	5.1	33	4	2	48	24.0	45	0		
2011 SF	2	2	29	163	5.6	42	0	13	83	6.4	24	0		
TOTAL	8	8	140	646	4.6	42	5	18	167	9.3	45	0		



WINSTON GUY

27 SAFETY

6-1 220 KENTUCKY



NFL Exp: 3 (2nd Year with Colts)
How Acquired: FA – 2014

Born: 4/23/90
GP/GS (Postseason): 24/5 (1/0)

CAREER TRANSACTIONS:

- Signed by the Colts to a reserve/future contract on January 19, 2015.
- Signed by the Colts to the practice squad on October 3, 2014.
- Waived by the Jacksonville Jaguars on September 29, 2014.
- Acquired off waivers (Seattle) by the Jaguars on September 1, 2013.
- Waived by the Seahawks on August 31, 2013.
- Originally selected by Seattle in the sixth round (181st overall) of the 2012 NFL Draft.

- Was a participant in the Colts Veterans Day School Visit.
- A native of Lexington, Ky.

2015 (COLTS):

- Competed on special teams in a Week 1 loss at Buffalo (9/13), but did not record a tackle.
- In a Week 2 loss against the New York Jets (9/21), saw action on special teams, but did not finish with a stop.
- Saw action on special teams in a Week 3 win at Tennessee (9/27), and recorded one tackle.
- Notched three special teams tackles and downed one punt at the one-yard line in a Week 4 victory against Jacksonville (10/4).
- Competed on special teams in a Week 5 win at Houston (10/8), but did not compile a tackle.

2014 (JAGUARS/COLTS):

- Played in four games (three starts) with the Jaguars before being released on September 29, 2014.
- In a Week 2 contest at Washington (9/14), finished with seven total tackles and 1.0 sack on quarterback Kirk Cousins to push the Redskins out of field goal range before halftime.
- Recorded three total tackles and one pass defended against Indianapolis (9/21).
- Was waived by the Jaguars on September 29 and signed by the Colts to the practice squad on October 3 where he remained for the rest of the regular season and playoffs.

2013 (JAGUARS):

- Competed in 14 games (two starts) and finished with 24 total tackles (18 solo), 1.0 sack, one forced fumble and one pass defended.
- Finished with eight total tackles (six solo) in the first start of his career against Houston (12/5).
- Against Buffalo, recorded six solo tackles in addition to his first career sack and forced fumble on a takedown of quarterback E.J. Manuel in the third quarter (12/15).

2012 (SEAHAWKS):

- Appeared in two games as a rookie, but did not record a tackle during the regular season.
- Saw action in the NFC Divisional Playoff game at Atlanta (1/13/13) and had two solo tackles.
- Was suspended by the NFL for four games on November.

COLLEGE:

- Started 24-of-50 games at the University of Kentucky, finishing with 283 tackles, five interceptions, 18 tackles for loss, seven passes defended, one forced fumble and one fumble recovery.
- Played a different position each year: cornerback as a freshman, free safety as a sophomore, strong safety as a junior and hybrid safety/linebacker as a senior.

PERSONAL:

- Attended Lexington (Ky.) Catholic High School where he was an all-state first-team selection and helped lead the school to a 13-2 mark and Class 4A state championship as a senior.
- Totaled 75 tackles, 18.5 tackles for loss, 7.5 sacks, two forced fumbles and two blocked kicks in his final season along with six touchdowns at running back and two kickoff returns for scores.
- Set the school record with 19.5 career sacks.

U SINGLE-GAME HIGHS

Tackles: 8 vs. HOU (12/5/13)
Sacks: 1.0, two times (Last: at WAS 9/14/14)
FF: 1 vs. BUF (12/15/13)
FR: 0
Int: 0
PD: 1, two times (Last: vs. IND 9/21/14)



GETTING TO KNOW WINSTON GUY

Favorite team and/or athlete outside of football: Sean Taylor

Favorite musician and/or song: Jay-Z – “You Don’t Know”

Hobbies outside of football: Playing video games

What is something interesting about you that most people may not know: I like to DJ

Favorite food: BBQ food

Favorite vacation spot: Miami

If you could have lunch with three people, living or dead, who would they be: Kobe Bryant, LeBron James and Michael Jordan

Favorite movie: *Bad Boys 2*

What’s the one thing you couldn’t live without: My parents

2015 GAME-BY-GAME STATISTICS

Date/Opp.	GP	GS	Solo	Asst.	Total	Sacks	PD	FF	FR	INT	Yds	Avg.	LG	TD
9/13 @ BUF	1	0	0	0	0	0.0	0	0	0	0	0	0.0	0	0
9/21 vs. NYJ	1	0	0	0	0	0.0	0	0	0	0	0	0.0	0	0
9/27 @ TEN	1	0	0	0	0	0.0	0	0	0	0	0	0.0	0	0
10/4 vs. JAX	1	0	0	0	0	0.0	0	0	0	0	0	0.0	0	0
10/8 @ HOU	1	0	0	0	0	0.0	0	0	0	0	0	0.0	0	0
10/18 vs. NE														
10/25 vs. NO														
11/2 @ CAR														
11/8 vs. DEN														
11/22 @ ATL														
11/29 vs. TB														
12/6 @ PIT														
12/13 @ JAX														
12/20 vs. HOU														
12/27 @ MIA														
1/3 vs. TEN														
2015 TOTALS	5	0	0	0	0	0.0	0	0	0	0	0	0.0	0	0

CAREER REGULAR SEASON STATISTICS

Year	GP	GS	Solo	Asst.	Total	Sacks	PD	FF	FR	INT	Yds	Avg.	LG	TD
2015 IND	5	0	0	0	0	0.0	0	0	0	0	0	0.0	0	0
2014 JAX/IND	4	3	10	4	14	1.0	1	0	0	0	0	0.0	0	0
2013 JAX	14	2	18	6	24	1.0	1	1	0	0	0	0.0	0	0
2012 SEA	2	0	0	0	0	0.0	0	0	0	0	0	0.0	0	0
TOTAL	25	5	28	10	38	2.0	2	1	0	0	0	0.0	0	0

CAREER POSTSEASON STATISTICS


Year	GP	GS	Solo	Asst.	Total	Sacks	PD	FF	FR	INT	Yds	Avg.	LG	TD
2012 SEA	1	0	2	0	0	0.0	0	0	0	0	0	0.0	0	0
TOTAL	1	0	2	0	0	0.0	0	0	0	0	0	0.0	0	0

SPECIAL TEAMS TACKLES: 8 (2015 - 4, 2013 - 4)



JONOTTHAN HARRISON

72 CENTER
6-4 308 FLORIDA



NFL Exp: 2 (2nd Year with Colts)

Born: 8/25/91

How Acquired: FA – 2014

GP/GS (Postseason): 20/10 (1/0)

CAREER TRANSACTIONS:

- Signed by the Colts as an undrafted free agent on May 12, 2014.

2015 (COLTS):

- Saw action on special teams in a Week 1 loss at Buffalo (9/13).
- In a Week 2 loss against the New York Jets (9/21), competed on special teams.
- Competed on offense and on special teams in a Week 3 victory at Tennessee (9/27).
- In a Week 4 win against Jacksonville (10/4), participated on offense and special teams.
- Saw action on offense and special teams in a Week 5 victory at Houston (10/8).

2014 (COLTS):

- Completed in 15 games (10 starts) at center and was part of a unit that assisted the offense in setting a single-season franchise record for net yards (6,506).
- In the season opener at Denver (9/7), saw action on special teams in his first career NFL contest.
- Started his first career NFL game at center in the team's Week 5 win against Baltimore (10/5). Was part of an offensive line that allowed only 1.0 sack as the Colts generated 432 yards of net offense.
- In a Week 6 victory at Houston (10/9), started at center and provided time for the Colts offense to register 456 net yards as quarterback Andrew Luck threw for 370 yards and three touchdowns.
- Started at center in a Week 7 win against Cincinnati (10/19) and assisted the Colts offense in generating 506 net yards. Blocked for Andrew Luck to throw for his franchise-tying fifth consecutive 300-plus yard passing outing.
- In a Week 9 victory at the New York Giants (11/3), started at center and blocked for Andrew Luck to throw four touchdowns as the offense compiled 443 net yards. Was part of an offensive line that allowed only 1.0 sack.
- Helped the Colts offense generate 389 net yards, starting at center in a Week 12 win against Jacksonville (11/23). The team's 175 rushing yards was the highest total during the season and the most dating back to a September 22, 2013 in a win at San Francisco (184).
- In a Week 13 victory against Washington (11/30), started at center and provided time for the offense to record 487 net yards. It was the team's ninth game with 400-plus net yards, which set a franchise single-season record. Blocked for Andrew Luck to throw for 370 yards and a new career-high five touchdown passes.
- Participated in his first career postseason contest on special teams during Indianapolis' AFC Wild Card Playoff win against Cincinnati (1/4/15).
- Listed as inactive for the team's AFC Divisional Playoff victory at Denver (1/11/15).
- Was inactive for the team's AFC Championship Game loss at New

England (1/18/15).

COLLEGE:

- Appeared in 51 games and made 39 starts in four seasons at Florida.
- As a senior in 2013, started all 12 games at center and was voted a team captain for the year by his teammates.
- Was the only offensive lineman on the team to start at the same position in all 12 games and was named to the 2013 Rimington Award watch list.
- As a junior in 2012, started at center in all 13 games and earned Phil Steele Midseason All-SEC third-team honors.

PERSONAL:

- Attended South Lake High School in Groveland, Fla. and participated in the Offense/Defense All-American Bowl.
- Was selected as the Offense/Defense All-American Bowl Offensive Lineman of the Year.
- Selected to the *Orlando Sentinel's* All-Central Florida first-team list.
- Rated as a four-star offensive guard prospect by *Rivals.com*.
- Was selected as the team's MVP and Offensive Player of the Year as a senior.
- Participated in Shop With a Colt and Humane Society of Indianapolis events.
- Graduated with a bachelor's degree in criminology and anthropology.
- A native of Groveland, Fla.

CAREER GP/GS (POSTSEASON):

2015 IND: 5/0

2014 IND: 15/10 (1/0)

TOTAL: 20/10 (1/0)



GETTING TO KNOW JONOTTHAN HARRISON

Favorite team and/or athlete outside of football: Dan Henderson MMA/UFC

Favorite musician and/or song: Rich Gang – "Lifestyle"

Hobbies outside of football: Outdoor activities and Xbox

What is something interesting about you that most people may not know: I played french horn and guitar before I touched a football.

Favorite food: Oxtail (Jamaican dish)

Favorite vacation spot: Jamaica

If you could have lunch with someone, living or dead, who would it be: My grandfather

Favorite movie: The *Meet the Parents* series

What's the one thing you couldn't live without: Nature (woods, bodies of water, mountains, etc.), I find it very relaxing and a method of decompressing.




MATT HASSELBECK

8

QUARTERBACK

6-4 235 BOSTON COLLEGE



NFL Exp: 17 (3rd Year with Colts)

How Acquired: FA – 2013

Born: 9/25/75

GP/GS (Postseason): 203/154 (11/11)

CAREER TRANSACTIONS:

- Signed by the Colts as a free agent on March 19, 2013.
- Released by the Tennessee Titans on March 18, 2013.
- Signed by the Titans as an unrestricted free agent on July 29, 2011.
- Acquired by the Seattle Seahawks in a trade with the Green Bay Packers on March 2, 2001. The Seahawks received Hasselbeck and the Packers 2001 first round pick (17th overall) in exchange for Seattle's 2001 first round pick (10th overall) and a 2001 third round choice.
- Released by the Packers on September 3, 1998 and signed to the team's practice squad two days later.
- Originally selected by the Packers in the sixth round (187th overall) of the 1998 NFL Draft.

PRO CAREER:

- A three-time Pro Bowler, receiving the honor following the 2003, 2005 and 2007 seasons.
- Holds 22 career 300-yard passing performances in the regular season and two more in the postseason.
- Has executed 22 game-winning drives in the fourth quarter during his career, including two drives in 2012 against Pittsburgh (10/11) and at Buffalo (10/21).
- In his 16-year career, has connected with 44 different players for touchdowns.
- Has 51 career games with a passer rating of 95.0 or better and his teams are 41-10 in those games.
- Produced one of the best seasons of his career in 2011. His 518 attempts and 3,571 yards made up the fourth-highest single-season totals in Titans history, while his completions (319) ranked third in club annals. His 18 touchdown passes were the most since 2004 (Billy Volek), and with 28 completions of 25 yards-or-more, he had the highest big-play total since Steve McNair in 2001 (32).
- Started both postseason games in 2010 to become the Seahawks all-time leader in playoff games played and started. Also set a franchise postseason single-game record with four touchdown passes against New Orleans (1/8/11) in an NFC Wild Card victory.
- Became the Seahawks all-time franchise leader in career attempts, completions and passing yards in 2009, surpassing Dave Krieg in each category. Set a franchise single-game record against Detroit (11/8/09), completing 39 passes, including 15 consecutive, tied for second-most in club history.
- Earned his third Pro Bowl selection in 2007 after setting career highs for attempts (562), completions (352), passing yards (3,966) and touchdown passes (28).
- Was named the starter for the NFC Pro Bowl squad in 2005 after posting a career and NFC-best 98.2 passer rating, leading the Seahawks to an appearance in Super Bowl XL.
- Earned his first trip to the Pro Bowl in 2003 after guiding the Seahawks to their first-ever undefeated home record. Tied his own record for the most 300-yard games in a season (four) and recorded then-career-highs of 3,841 passing yards, 26 passing touchdowns and an 88.8 passer rating.
- His first NFL touchdown pass came on a fake field goal attempt at Minnesota (12/20/99) with a nine-yard toss to Jeff Thomason.

2015 (COLTS):

- Was active, but did not see action in the team's Week 1 loss at Buffalo (9/13).
- In a Week 2 loss against the New York Jets (9/21), was active, but did not play.
- Was active, but did not play in the team's Week 3 win at Tennessee (9/27).
- In a Week 4 victory against Jacksonville (10/4) made his first start at quarterback dating back to November 4, 2012 and completed 30-of-47 passes for 282 yards and one touchdown for an 87.4 passer rating. It

QUICK HITS

Hasselbeck holds 22 career 300-yard passing performances in the regular season and two more in the postseason. In his 16-year career, he has connected with 44 different players for touchdowns.

Hasselbeck became Seattle's all-time franchise leader in career attempts, completions and passing yards in 2009, surpassing Dave Krieg in each category. He also set a franchise single-game record against Detroit on November 8, 2009, completing 39 passes, including 15 consecutive, tied for second-most in club history.

In 2005, Hasselbeck was named the starter for the NFC Pro Bowl squad in after posting a career and NFC-best 98.2 passer rating, leading the Seahawks to an appearance in Super Bowl XL.

was his first win as a starter dating back to Oct. 21, 2012 at Buffalo. He became the 11th quarterback at 40-plus years of age to start a game and win dating back to the 1970 NFL merger. Hasselbeck joined Johnny Unitas (1973), Sonny Jurgensen (1974), Earl Morrall (1975), Len Dawson (1975), Vince Evans (1995), Warren Moon (2000), Doug Flutie (2005), Vinny Testaverde (2007), Brad Johnson (2008) and Brett Favre (2010) on the list. With 282 passing yards, he reached 35,000 for his career. With 47 attempts, he passed Jim Hart for the 19th-most in NFL history. The 47 attempts tied for the seventh-most in a single game in his career and his 30 completions tied the fourth-most in a single game during his NFL tenure. Tied the game at 10-10 in the second quarter with a two-yard touchdown pass to tight end Coby Fleener. On the team's second possession in overtime, drove the team 53 yards in six plays to set up Adam Vinatieri's 27-yard game-winning field goal.

- Started at quarterback in a Week 5 win at Houston (10/8) and completed 18-of-29 passes for 213 yards, two touchdowns, no interceptions and a 107.4 passer rating. The win marked the first time he won back-to-back games as a starter dating back to Oct. 11, 2012 – Oct. 21, 2012. Both of his touchdown passes came to Andre Johnson. The first was a four-yard pass in the first quarter to give the Colts a 10-0 lead. The second came on a two-yard pass in the fourth quarter to give Indianapolis a 27-17 advantage. Johnson became the 44th different player he has thrown a touchdown to in his career. He became the first 40-year-old quarterback with two passing touchdowns in a

SINGLE-GAME HIGHS

Att: 55 at SF (12/1/02)
Comp: 39 vs. DET (11/8/09)
Yards: 449 at SD (12/29/02)
TDs: 5, two times (Last: vs. NYG 9/24/06)
LG: 87t vs. KC (11/28/10)
Rating: 147.7 at TEN (12/18/05)
Rush: 7, two times (Last: vs. CAR 10/31/04)
Yards: 62 vs. PHI (12/8/02)
TDs: 1, eight times (Last: at TB 12/26/10)
LG: 23, two times (Last: vs. SF 12/6/09)

game since Mark Brunell in Week 17 of 2010 with the New York Jets. With 18 completions, he passed Dave Krieg (3,105) for the 19th-most completions in NFL history.

2014 (COLTS):

- Completed in four games and completed 30-of-44 passes for 301 yards (68.2 percent) and two touchdowns for a 102.6 passer rating.
- Was active, but did not play in 12 other contests backing up Andrew Luck.
- In a Week 3 victory at Jacksonville (9/21), entered the game in the fourth quarter and completed 2-of-4 passes for 20 yards and a long completion of 12 yards.
- In a Week 16 loss at Dallas (12/21), entered the game in the third quarter and competed in his 200th career NFL game. Completed 15-of-22 passes for 126 yards and one touchdown for a 102.5 passer rating. Threw the team's lone touchdown pass of the game to running back Zurlon Tipton in the fourth quarter. The touchdown was his first as a member of the Colts as Tipton became the 42nd different receiver he completed a touchdown pass to in his career.
- Entered a Week 17 win at Tennessee (12/28) in the third quarter and completed 13-of-19 passes for 155 yards and one touchdown for a 110.6 passer rating. Found Coby Fleener for an eight-yard touchdown pass in the fourth quarter to give the Colts a 27-10 lead. Fleener became the 43rd different receiver to catch a touchdown pass from Hasselbeck in his career.
- Was active, but did not play in the team's AFC Wild Card Playoff win against Cincinnati (1/4/15).
- Was active, but did not compete in the team's AFC Divisional Playoff victory at Denver (1/11/15).
- Did not play in the team's AFC Championship Game loss at New England (1/18/15).

2013 (COLTS):

- Spent the season as the backup for quarterback Andrew Luck. Saw action in three games and completed 7-of-12 passes for 130 yards and one interception.
- Completed in his first career game as a member of the Colts during the team's Week 4 victory at Jacksonville (9/29). Entered the game in the fourth quarter and completed 2-of-3 passes for 37 yards.
- Saw action under center and completed 2-of-5 passes for 68 yards and one interception against St. Louis (11/10). Completed a season-long 57-yard pass to running back Daniel Herron in the fourth quarter.
- Saw action in a Week 17 victory against Jacksonville (12/29) and completed 3-of-4 passes for 25 yards.
- Served as the backup quarterback for the team's AFC Wild Card Playoff victory against Kansas City (1/4/14) and Divisional Playoff loss at New England (1/11/14).

2012 (TITANS):

- Played in eight games with five starts and completed 138-of-221 passes for 1,367 yards, seven touchdowns and five interceptions for a passer rating of 81.0.
- Did not play in eight games and was listed as the backup quarterback.
- Executed two game-winning drives in the fourth quarter against Pittsburgh (10/11) and at Buffalo (10/21).
- At Houston (9/30), entered the game in the first quarter after Jake Locker left the contest with an injury. Completed 17-of-25 passes for 193 yards with two touchdowns and two interceptions.
- At Minnesota (10/7), started at quarterback and completed 26-of-43 passes for 200 yards, a touchdown and an interception. Rushed the ball twice for 10 yards.
- Against Pittsburgh (10/11), started at quarterback and connected on 25-of-44 passes for 290 yards with a touchdown and an interception. Tied the game at 23-23 with a five-yard touchdown pass to Kenny Britt with 4:19 left to play in the fourth quarter. Set up the Titans game-winning field goal with a 25-yard pass to Jared Cook to the Steelers 25-yard line with 32 seconds left to play in the game.

- At Buffalo (10/21), started at quarterback and completed 22-of-33 passes for 205 yards and one touchdown for a 93.6 passer rating. Gave the Titans a dramatic 35-34 lead with a 15-yard touchdown strike to Nate Washington on fourth-and-9 with 1:03 remaining in the game.
- Against Indianapolis (10/28), started at quarterback and completed 22-of-29 passes for 236 yards and a touchdown for a 110.7 passer rating.
- Against Chicago (11/4), started at quarterback and completed 20-of-35 passes for 200 yards with a touchdown and an interception. Rushed the ball twice for 18 yards.

2011 (TITANS):

- Started all 16 games for the fourth time in his career. Connected on 319-of-518 passes for 3,571 yards, 18 touchdowns and 14 interceptions for an 82.4 passer rating.
- His 518 attempts and 3,571 yards made up the fourth-highest single-season totals in team history, while his completions (319) ranked third in club annals. His 18 touchdown passes were the most since 2004 (Billy Volek), and with 28 completions of 25 yards-or-more, he had the highest big-play total since Steve McNair in 2001 (32).
- Finished fourth in the AFC with an 86.4 passer rating on third down.
- Surpassed the 3,500-yard passing mark for the third time in his 13-year career and became the only player in franchise history other than Hall of Famer Warren Moon to reach the 3,500-yard barrier.
- Posted 300-or-more passing yards three times: against Baltimore (9/18), against Denver (9/25) and against Jacksonville (12/24).
- Became the 33rd player in NFL history to amass 30,000 yards passing with an 11-yard pass to Nate Washington against Baltimore (9/18).
- Was voted a team captain for the 2011 season by his teammates.
- Passed for 932 yards in the first three games, the highest total of his career in the first three games of a season.
- His 621 passing yards were the most by a Titans/Oilers quarterback through a season's first two weeks since Warren Moon's 691 in 1992.
- At Jacksonville (9/11), completed 21-of-34 passes for 263 yards with two touchdowns and an interception. Scrambled out of the pocket and completed a shovel pass to Kenny Britt for an 80-yard touchdown in the third quarter.
- Against Baltimore (9/18), completed 30-of-42 passes for 358 yards, a touchdown and an interception.
- Against Denver (9/25), completed 27-of-36 passes for 311 yards and two touchdowns for a season-high 119.1 passer rating. Became the first Titans quarterback to pass for 300 yards in back-to-back games since Billy Volek in 2004. Found Craig Stevens over the middle for a 58-yard reception down to the Denver 25-yard line during the game-winning drive. Gave the Titans a 17-14 lead with a four-yard touchdown toss to Daniel Graham with 4:24 remaining in the fourth quarter.
- At Cleveland (10/2), connected on 10-of-20 passes for 220 yards and three touchdowns for a 108.3 passer rating.
- At Pittsburgh (10/9), completed 29-of-49 passes for 262 yards, one touchdown and one interception.
- Against Indianapolis (10/30), completed 23-of-33 passes for 224 yards and a touchdown for a 98.5 passer rating.
- Against Cincinnati (11/6), connected on 24-of-41 passes for 272 yards



GETTING TO KNOW MATT HASSELBECK

Favorite team and/or athlete outside of football: Anyone playing the Houston Dynamo

Favorite musician and/or song: New Kids on the Block (went to my rival junior high and high school)

What is something interesting about you that most people may not know: I've been struck by lightning

If you could have lunch with three people, living or dead, who would they be: Chandler Harnish, Andrew Luck and Clyde Christensen

Favorite movie: *Never Say Never*...in 3D

What's the one thing you couldn't live without: A balance between nitrogen and oxygen

and two touchdowns.

- Against Tampa Bay (11/27), started at quarterback and completed 19-of-34 passes for 160 yards with a touchdown and two interceptions. Extended a fourth-and-two play and found Damian Williams in the back of the end zone for the game-winning two-yard touchdown pass with 3:01 remaining in the fourth quarter.
- Against Jacksonville (12/24), completed 24-of-40 passes for 350 yards, one touchdown and two interceptions. Gave the Titans a 10-0 lead with a 55-yard touchdown pass to Jared Cook over the deep middle with 4:39 left to play in the first stanza.
- At Houston (1/1/12), completed 22-of-35 passes for 297 yards and two touchdowns for a 108.9 passer rating. Gave the Titans a 23-16 lead with a 23-yard touchdown toss to Nate Washington with 4:31 remaining in the game.

2010 (SEAHAWKS):

- Started 14 games, was inactive for one and was active but did not play in another game.
- Completed 266-of-444 passes for 3,001 yards, 12 touchdowns and 17 interceptions for a 73.2 rating.
- Started both postseason games to become the Seahawks all-time leader in playoff games played and started. Also set a franchise post-season single-game record with four touchdown passes against New Orleans (1/8/11) in an NFC Wild Card victory.
- Against San Francisco (9/12), completed 18-of-23 passes for 170 yards with two touchdowns in the victory.
- At Arizona (11/14), notched a 106.6 passer rating by completing 22-of-34 passes for 333 yards and a touchdown.
- At New Orleans (11/21), posted a season-high 366 passing yards on 32-of-44 passing with a touchdown.
- In the NFC Wild Card game against New Orleans (1/8/11), completed 22-of-35 passes for 272 yards with a team-record four touchdowns in the victory.
- In the NFC Divisional Playoff game at Chicago (1/16/11), connected on 26-of-46 throws for 258 yards and three touchdown passes.

2009 (SEAHAWKS):

- Started 14 games and completed 293-of-488 passes for 3,029 yards, 17 touchdowns and 17 interceptions for a 75.1 passer rating. Was inactive for two games.
- Became the Seahawks all-time franchise leader in career attempts, completions and passing yards, surpassing Dave Krieg in each category. Also set a franchise single-game record against Detroit (11/8), completing 39 passes, including 15 consecutive, tied for second-most in club history.
- Threw for three touchdowns against St. Louis (9/13), connecting on 25-of-36 passes for 279 yards and a 96.9 passer rating.
- Against Jacksonville (10/11), connected on 18-of-30 passes for 241 yards and four touchdowns for a season-best 125.1 passer rating.
- Completed 26-of-52 passes for 315 yards and a touchdown at Arizona (11/15).
- Against San Francisco (12/6), posted a 107.2 passer rating and two touchdowns, while completing 25-of-34 passes for 198 yards.

2008 (SEAHAWKS):

- Started seven games and completed 109-of-209 passes for 1,216 yards, five touchdowns and 10 interceptions.
- Was inactive for nine games with a back injury.
- Against St. Louis (9/21), connected on 12-of-20 passes for 172 yards and a touchdown for a 104.6 passer rating.
- Recorded a season-high two touchdown passes against Washington (11/23), connecting on 12-of-24 attempts for 103 yards.
- Completed 22-of-38 passes for a season-high 287 yards at Dallas (11/27).

2007 (SEAHAWKS):

- Started all 16 games and two postseason contests. Earned his third Pro Bowl selection after setting career highs for attempts (562), completions (352), passing yards (3,966) and touchdown passes (28).
- Completed 27 passes at Carolina (12/16) on his way to setting the club's single-season record with 319.
- Set a career-high with his 26th and 27th touchdown passes versus Baltimore (12/23).
- Against Tampa Bay (9/9), connected on 17-of-24 passes for 222 yards and a touchdown in the season opener.
- Completed 26-of-43 passing attempts for a season-high 362 yards, two touchdowns and an interception for a 93.4 rating against New Orleans (10/14).
- At Cleveland (11/4), completed 30-of-47 passes for 318 yards, two touchdowns and an interception for an 88.8 rating.

- Threw for 337 yards and two touchdowns on 30-of-44 passing against Chicago (11/18).
- Against Arizona (12/9), registered a season-best 131.6 passer rating by connecting on 22-of-33 passes for 272 yards and four touchdowns.

2006 (SEAHAWKS):

- Started 12 games and completed 210-of-371 passes for 2,442 yards, 18 touchdowns and 15 interceptions for a 76.0 passer rating.
- Was inactive for four consecutive games from Week 8 to Week 11 with a knee injury.
- Threw for a career-high five touchdowns against the New York Giants (9/24), completing 24-of-33 passes for 227 yards.
- At St. Louis (10/15), connected on 19-of-34 passes for a season-high 268 yards and three touchdowns.
- At Arizona (12/10), notched a season-best 133.5 passer rating by completing 20-of-28 passes for 243 yards and three touchdowns.

2005 (SEAHAWKS):

- Started all 16 games for second time in his career and completed 294-of-449 passes for 3,459 yards, 24 touchdowns and nine interceptions for a 98.2 passer rating.
- In three postseason games, completed 62-of-103 passes for 707 yards, four touchdowns and one interception for an 89.7 passer rating.
- Was named the starter for the NFC Pro Bowl squad in 2005 after posting a career-and NFC-best 98.2 passer rating, leading the Seahawks to an appearance in Super Bowl XL. His passer rating was also a Seahawks single-season record.
- His touchdown total led the NFC while his completion percentage (65.5) ranked second.
- Eclipsed the 3,000-yard mark for the fourth straight year, breaking Jim Zorn's club record (three).
- Passed for at least one touchdown in a career-high 12 consecutive games.
- Had a December to remember posting the fourth-best passer rating in NFL history (135.5) during the month, tossing 10 touchdowns and one interception with a completion percentage of 76.1.
- Totaled a 103.0 passer rating in eight road games and did not throw an interception on the road in the final seven games (185 attempts) of the season.
- Set a club record for consecutive passes without an interception at 159 (Zorn, 153).
- Against San Francisco (12/11), completed 21-of-25 passes for 226 yards and four touchdowns for a 127.3 passer rating.
- At Tennessee (12/18), posted a career-high 147.7 passer rating by completing 21-of-27 passes for 285 yards and three touchdowns.
- In the NFC Divisional Playoffs against Carolina (1/22/06), completed 20-of-28 passes for 219 yards and two touchdowns for a 118.0 passer rating.
- In Super Bowl XL against Pittsburgh (2/5/06), connected on 26-of-49 passes for 273 yards with a touchdown and an interception.

2004 (SEAHAWKS):

- Started 14 games and connected on 279-of-474 passes for 3,382 yards with 22 touchdowns and 15 interceptions for an 83.1 passer rating.
- Joined Dave Krieg as only quarterbacks in club history to pass for 20-or-more touchdowns in consecutive seasons, while joining Jim Zorn as the franchise's only quarterbacks to eclipse 3,000 yards three consecutive seasons.
- Named NFC Offensive Player of the Month for December after passing for 1,140 yards, completing 94-of-131 attempts (71.8 percent), 10 touchdowns, and four interceptions, helping Seattle earn their first NFC West title.
- Was inactive in one game and was active but did not play in one game.
- At San Francisco (11/7), completed 17-of-28 passes for 285 yards and three touchdowns for a season-high 130.8 passer rating.
- Against Dallas (12/6), connected on 28-of-40 passes for 414 yards with three touchdowns.
- In an NFC Wild Card Playoff game against St. Louis (1/8/05), passed for 341 yards completing 27-of-43 attempts, two touchdowns and an interception. Joined Dan Fouts and Marc Bulger as the only players in NFL history to begin their postseason careers with two 300-plus passing games.

2003 (SEAHAWKS):

- Earned his first trip to the Pro Bowl after guiding the Seahawks to their first-ever undefeated home record.
- Tied his own record for the most 300-yard games in a season (four) and recorded then-career-highs of 3,841 passing yards, 26 passing touchdowns and an 88.8 passer rating.
- Became the team's first quarterback since Rick Mirer in 1993 to start all

16 games.

- Threw for a season-high 344 passing yards at Cincinnati (10/26), completing 26-of-43 passes for three touchdowns and three interceptions.
- Registered 333 passing yards on 23-of-41 passing with a career-best five touchdown tosses at Baltimore (11/23).
- Against Cleveland (11/30), completed 26-of-35 passes for 328 yards and three touchdowns.
- Completed 24-of-37 passes for 315 yards, two touchdowns and two interceptions at San Francisco (12/27).
- Connected on 25-of-45 passes for 305 yards and an interception in an NFC Wild Card Playoff game at Green Bay (1/4/04).

2002 (SEAHAWKS):

- Entered the season as the team's second-string quarterback behind Trent Dilfer. Started the season opener at Oakland (9/8) for Dilfer (knee) before taking over the remainder of the season after Dilfer suffered a season-ending Achilles injury at Dallas (10/27).
- In 16 games (10 starts), completed 267-of-419 passes for 3,075 yards, 15 touchdowns and 10 interceptions for an 87.8 passer rating.
- Passed for more than 300 yards four times and surpassed 400 yards twice, both club records for a single season.
- His completion percentage (63.7) was tops in the NFC (fifth in the NFL) and his passer rating ranked second in the NFC (sixth in the NFL).
- Led an offense that averaged an NFL-high 476.0 yards per game over the final six games, which included a franchise record three 500-yard games.
- At San Francisco (12/1), attempted a franchise record 55 passes with 30 completions for 427 yards with three touchdowns.
- At San Diego (12/29), set team marks for completions (36) and passing yards (449).

2001 (SEAHAWKS):

- In his first season with the Seahawks, appeared in 13 games with 12 starts and completed 176-of-321 passes for 2,023 yards, seven touchdowns and eight interceptions for a 70.9 passer rating.
- At Cleveland (9/9), made his first career start and completed 20-of-34 passes for 178 yards with two interceptions.
- Against Miami (10/28), connected on 16-of-28 passes for 230 yards and two touchdowns for a 107.7 passer rating.

2000 (PACKERS):

- Saw action in all 16 games primarily as the holder for the extra point and field goal units.
- Completed 10-of-19 passes for 104 yards and a touchdown in four games as a backup quarterback.
- At Tampa Bay (11/12), completed 9-of-18 passes for 93 yards and a touchdown.

1999 (PACKERS):

- Saw action in all 16 games primarily as the holder for the extra point and field goal units.
- Completed 3-of-10 passes for 41 yards and one touchdown in four games as a backup quarterback.
- At Minnesota (12/20), registered his first NFL touchdown pass with a nine-yard toss on a fake field goal attempt.

1998 (PACKERS):

- Spent his entire rookie campaign on the Packers practice squad.

COLLEGE:

- Was a four-year letterman and two-year starter at Boston College.
- Played in 37 career games with 21 starts and finished fifth on the Eagles career passing list with 4,548 yards, completing 390-of-701 passes for 22 touchdowns and 26 interceptions.
- Was named a co-winner of the Thomas F. Scanlon Award as the school's outstanding senior scholar-athlete.
- Completed 188-of-305 passes for 2,239 yards, 11 touchdowns and 10 interceptions in his final year.
- Threw for 277 yards in a 22-of-33 performance that included a school-record 14 consecutive completions against Notre Dame.
- Completed 31-of-46 attempts for a career-high 393 yards and three touchdowns in his final collegiate game in a victory over Army.
- As a junior, connected on 171-of-330 passes for 1,990 yards and nine touchdowns with nine interceptions.
- Came off the bench to lead the team to a come-from-behind victory over Hawaii in the season opener.
- Started the next 10 games before separating his right shoulder, causing him to miss the season finale against Miami (Fla.).
- Served as the Eagles backup quarterback as a sophomore. Played in

11 games with one start. Completed 27-of-60 passes for 280 yards, two touchdowns and seven interceptions.

- Saw action in five games as a redshirt freshman.

PERSONAL:

- Was an Honorable Mention All-America selection by *USA Today* as a senior at Xaverian Brothers High School in Westwood, Mass.
- Garnered All-East honors from *Blue Chip Illustrated* and All-New England honors from *SuperPrep*.
- As a two-year starter, completed 90-of-120 passes for 1,490 yards and seven touchdowns as a senior. Also ran for 400 yards and three touchdowns en route to capturing a conference title and finishing as a runner-up in the Massachusetts Division 1-A Super Bowl.
- Earned three letters in basketball and two in baseball.
- The Hasselbeck family has a rich tradition in pro football. Matt's father Don, played tight end in the NFL for nine seasons with the Patriots (1977-1983), Raiders (1983), Vikings (1984), and Giants (1985). His younger brother, Tim, was a starting quarterback for Boston College and played for the Philadelphia Eagles (2002), Washington Redskins (2003-04), New York Giants (2005-06) and Arizona Cardinals (2007). His youngest brother, Nathanael, also attended Boston College and played defensive back.
- Was a nominee for the Byron "Whizzer" White and Bart Starr Awards following the 2014 season.
- He and his wife co-chaired Medical Teams International's Field of Dreams auction for three years and have been dedicated supporters of MTI for the past six years. The organization's mission is to serve people all over the world stricken by disaster, conflict and poverty.
- The Hasselbecks are supporters of charity: water, whose mission is to provide clean and safe drinking water to people in developing nations. They are part of the organization's membership group called The Well, which allows charity: water to direct 100 percent of public donations to fund water projects.
- Along with his wife, he co-chaired the International Justice Mission Nashville Benefit dinner in September 2012. International Justice Mission is a human rights organization that brings rescue to victims of slavery, sexual exploitation and other forms of violent oppression.
- Hosted a youth football camp at Xaverian High School.
- Competed in CBS version of the "NFL Quarterback Challenge" over the 2003 offseason and finished in first place.
- During his time with the Seahawks, was involved and supported the local Boys and Girls Club, Seattle Children's Hospital, Childhaven, Pro Athletes Outreach, Young Life, Compassion International, World Vision, Band of Brothers, Rwanda Girls Initiative, Desire Street Ministries and Garth Brooks Teammates for Kids Foundation.
- Wife, Sarah, was very active with Seahawks Women's Association. She started a program called Funky Young Women, where the players' wives would take out 10-12 teenagers (and each could bring a guest) that were undergoing cancer treatment at Seattle Children's Hospital.
- He is married to his college sweetheart, Sarah, and they have two daughters, Annabelle and Mallory, and one son, Henry.
- Received a Bachelor's of Science in marketing from Boston College.
- Born in Boulder, Colo.

2015 GAME-BY-GAME STATISTICS

	PASSING						RUSHING								
Date/Opp.	GP	GS	Att.	Comp.	Yards	Pct.	Yds/Att.	TD	INT	LG	No.	Yards	Avg.	LG	TD
9/13 @ BUF	0	0	0	0	0	0.0%	0.0	0	0	0	0	0	0.0	0	0
9/21 vs. NYJ	0	0	0	0	0	0.0%	0.0	0	0	0	0	0	0.0	0	0
9/27 @ TEN	0	0	0	0	0	0.0%	0.0	0	0	0	0	0	0.0	0	0
10/4 vs. JAX	1	1	47	30	282	63.8%	6.0	1	0	28	3	1	0.3	4	0
10/8 @ HOU	1	1	29	18	213	62.1%	7.3	2	0	43	3	-3	-1.0	-1	0
10/18 vs. NE															
10/25 vs. NO															
11/2 @ CAR															
11/8 vs. DEN															
11/22 @ ATL															
11/29 vs. TB															
12/6 @ PIT															
12/13 @ JAX															
12/20 vs. HOU															
12/27 @ MIA															
1/3 vs. TEN															
2015 TOTALS	2	2	76	48	495	63.2%	6.5	3	0	43	6	-2	-0.3	4	0

CAREER REGULAR SEASON STATISTICS

Year	PASSING							RUSHING							
	GP	GS	Att.	Comp.	Yards	Pct.	Yds/Att.	TD	INT	LG	No.	Yards	Avg.	LG	TD
2015 IND	2	2	76	48	495	63.2%	6.5	3	0	43	6	-2	-0.3	4	0
2014 IND	4	0	44	30	301	68.2%	6.8	2	0	32	8	-11	-1.4	0	0
2013 IND	3	0	12	7	130	58.3%	10.8	0	1	57	2	-2	-1.0	-1	0
2012 TEN	8	5	221	138	1,367	62.4%	6.2	7	5	37	13	38	2.9	16	0
2011 TEN	16	16	518	319	3,571	61.6%	6.9	18	14	80t	20	52	2.6	21	0
2010 SEA	14	14	444	266	3,001	59.9%	6.8	12	17	87t	23	60	2.6	20t	3
2009 SEA	14	14	488	293	3,029	60.0%	6.2	17	17	53	26	119	4.6	23	0
2008 SEA	7	7	209	109	1,216	52.2%	5.8	5	10	34	11	69	6.3	15	0
2007 SEA	16	16	562	352	3,966	62.6%	7.1	28	12	65	39	89	2.3	12	0
2006 SEA	12	12	371	210	2,442	56.6%	6.6	18	15	72t	18	110	6.1	19	0
2005 SEA	16	16	449	294	3,459	65.5%	7.7	24	9	56	36	124	3.4	23	1
2004 SEA	14	14	474	279	3,382	58.9%	7.1	22	15	60	27	90	3.3	19	1
2003 SEA	16	16	513	313	3,841	61.0%	7.5	26	15	80t	36	125	3.5	18	2
2002 SEA	16	10	419	267	3,075	63.7%	7.3	15	10	49	40	202	5.1	21	1
2001 SEA	13	12	321	176	2,023	54.8%	6.3	7	8	64	40	141	3.5	17	0
2000 GB	16	0	19	10	104	52.6%	5.5	1	0	27t	4	-5	-1.3	-1	0
1999 GB	16	0	10	3	41	30.0%	4.1	1	0	19	6	15	2.5	13	0
1998 GB	PRACTICE SQUAD														
TOTAL	203	154	5,150	3,114	35,443	60.5%	6.9	206	148	87t	355	1,214	3.4	23	8

CAREER POSTSEASON STATISTICS


Year	PASSING						RUSHING								
	GP	GS	Att.	Comp.	Yards	Pct.	Yds/Att.	TD	INT	LG	No.	Yards	Avg.	LG	TD
2014 IND	0	0	0	0	0	0.0%	0.0	0	0	0	0	0	0.0	0	0
2013 IND	0	0	0	0	0	0.0%	0.0	0	0	0	0	0	0.0	0	0
2010 SEA	2	2	81	48	530	59.3%	6.5	7	1	46t	2	-1	-0.5	0	0
2007 SEA	2	2	65	39	423	60.0%	6.5	2	2	35	3	0	0.0	1	0
2006 SEA	2	2	69	36	435	52.2%	6.3	3	3	37t	3	11	3.7	8	0
2005 SEA	3	3	103	62	707	60.2%	6.9	4	1	37	15	83	5.5	18	1
2004 SEA	1	1	43	27	341	62.8%	7.9	2	1	25	2	26	13.0	17	0
2003 SEA	1	1	45	25	305	55.6%	6.8	0	1	34	0	0	0.0	0	0
TOTAL	11	11	406	237	2,741	58.4%	6.8	18	9	46t	25	119	4.8	18	1



TODD HERREMANS

79 GUARD

6-6 323 SAGINAW VALLEY STATE



NFL Exp: 11 (1st Year with Colts)

How Acquired: FA – 2015

Born: 10/13/82

GP/GS (Postseason): 131/126 (8/8)

CAREER TRANSACTIONS:

- Signed by the Colts as a free agent on March 8, 2015.
- Released by the Philadelphia Eagles on February 27, 2015.
- Selected by the Eagles in the fourth round (126th overall) of the 2005 NFL Draft.

PRO CAREER:

- His 124 career starts and 127 career games played with the Eagles rank sixth and 11th, respectively, in franchise history for an offensive lineman.
- A two-time member of *USA Today's* All-Joe team (2008, 2011).
- His two touchdown receptions are the most ever for an Eagles offensive lineman.
- Scored his first career touchdown on a one-yard pass from Donovan McNabb at Seattle (11/2/08) and became just the second offensive lineman in Eagles history to catch a touchdown pass and the first since Bob Gonya vs. Pittsburgh on October 7, 1934.
- Caught his second career touchdown on a two-yard pass from Michael Vick at Dallas on December 12, 2010.

2015 (COLTS):

- Started at right guard in his Colts debut during a Week 1 loss at Buffalo (9/13). Blocked for an offense that totaled 304 net yards, including 243 passing yards from quarterback Andrew Luck.
- In a Week 2 loss against the New York Jets (9/21), started at right guard and assisted a Colts offense that generated 343 yards and one touchdown.
- Participated on special teams in a Week 3 victory at Tennessee (9/27).
- Was listed as inactive for a Week 4 victory against Jacksonville (10/4).
- In a Week 5 win at Houston (10/8), competed on offense and special teams.

2014 (EAGLES):

- Started all eight games he appeared in and helped pave the way for the league's third-leading rusher, LeSean McCoy, who finished the season with 1,319 yards on the ground.
- Started the first eight games of the season and helped Philadelphia to a 6-2 record.
- Sustained a biceps injury at Arizona (10/26) and was placed on Injured Reserve on November 5.

2013 (EAGLES):

- Started all 16 games (all at right guard) for the third time in his career.
- Was part of an offensive line that helped block for the NFL's leading rusher LeSean McCoy, who finished with a franchise-best 1,607 yards.
- Helped the Eagles set a team record with 442 points scored and 6,676 total net yards.

2012 (EAGLES):

- Started the first eight games of the season, and then was placed on Injured Reserve on November 7 after suffering a foot injury in the first quarter at New Orleans (11/5).

2011 (EAGLES):

- Started all 16 games at right tackle and was named to the *USA Today* All-Joe Team for the second time in his career.
- Was part of an offensive line that received the Madden Protector Award for performances at the New York Giants (11/27) and against Dallas (10/30). The award is given each week of the regular season to the NFL's top offensive line and recognizes the fundamental role linemen play.
- Was named to *Pro Football Weekly's* Mid-Season All-Pro team.
- Shifted on the line and started at left tackle for an injured Jason Peters at Washington (10/16).

QUICK HITS

Herremans started 124-of-127 career games in Philadelphia, which ranks sixth and 11th respectively in Eagles history for an offensive lineman. His versatility spans four different positions on the offensive line with starts at left tackle (six), left guard (71), right guard (23) and right tackle (24).

2010 (EAGLES):

- Started at left guard in 15-of-16 contests.
- Scored the second touchdown of his career, on a two-yard pass from Michael Vick at Dallas (12/12).

2009 (EAGLES):

- Started the final 11 games of the season after missing the first five games of the season due to injury.
- Blocked for an Eagles offense that ranked sixth in the NFC in yards per game (357.9) en route to an NFC Wild Card appearance.

2008 (EAGLES):

- Started 15-of-16 games at left guard and blocked for an Eagles offense that ranked third in the NFC in passing yards per game (244.4).
- Named to *USA Today* All-Joe Team for the first time in his career.
- Scored the first touchdown of his career on a one-yard pass from Donovan McNabb at Seattle (11/2) and became just the second offensive lineman in team history to catch a touchdown pass and the first since Bob Gonya on October 7, 1934 vs. Pittsburgh.
- Started all three postseason games as the Eagles reached the NFC Championship Game.

2007 (EAGLES):

- Started 15-of-16 games at left guard and was part of an offensive line that blocked for the NFL's yards from-scrimmage leader in Brian Westbrook (2,104 yards) and a rushing attack that ranked No. 2 in the NFL in yards per carry (4.7).

2006 (EAGLES):

- Started all 16 games for the first time in his career and successfully transitioned from tackle to starting left guard.
- Part of a starting offensive line that was one of two units in the NFL to start all 16 regular season games, including two playoff games.
- Was part of a line that allowed just 28.0 sacks, the team's lowest total since 1981 (22.0). It was the sixth-lowest sack total allowed in team history since records began being kept of the stat in 1963.
- Helped pave the way for the Eagles to record the highest net yardage total (6,103) in team history.
- Started his first game at left guard at Houston (9/10).

2005 (EAGLES):

- After being inactive for the first 10 games of the season, started the next four games at left tackle after Tra Thomas was placed on Injured Reserve.
- Started his first NFL game at left tackle in place of Thomas vs. Green Bay (11/20).

COLLEGE:

- Lined up at both left and right tackle during his career at Saginaw Valley State.

CAREER GP/GS (POSTSEASON):

2015 IND: 4/2
 2014 PHI: 8/8
 2013 PHI: 16/16 (1/1)
 2012 PHI: 8/8
 2011 PHI: 16/16
 2010 PHI: 16/15 (1/1)
 2009 PHI: 11/11 (1/1)
 2008 PHI: 16/15 (3/3)
 2007 PHI: 16/15
 2006 PHI: 16/16 (2/2)
 2005 PHI: 4/4
TOTAL: 131/126 (8/8)

- Earned Division II All-America honors after starting every game at left tackle in 2004, allowing just 2.0 sacks.
- Named Great Lakes Intercollegiate Athletic Conference offensive lineman of the year in 2004.
- Helped the offense rank first in the conference in passing (264.1 yards per game), third in scoring (35.4 points per game) and third in total offense (418.7 yards per game).
- Was a first-team all-region choice as a junior in 2003, starting 12 games and allowing just 3.0 sacks.
- Moved into the starting lineup at weakside offensive tackle in 2001, earning most valuable freshman honors.

PERSONAL:

- Attended Ravenna (Mich.) High School where he was coached by his father, Paul, and earned all-state honors in football. Also lettered in basketball, baseball and track.
- Served as senior class vice president in high school and was an honors student, graduating with a 3.7 GPA.
- Initiated the Herremans Foundation, which provides assistance where help is needed by providing resources for various charitable organizations to effect positive change in communities.
- Started the Herremans Scholar Athlete Scholarship, given to three-sport athletes who maintain a 3.0 GPA.
- Majored in exercise science at Saginaw Valley State, earning school and conference academic honors. Carried a 3.2 GPA and was the recipient of a University Scholarship based on his grades.
- Pledged money and equipment to both the Saginaw Valley State Football program (most of his donations were used to build a new weight room facility) and the Ravenna High School athletics program.
- In addition to local community work, continues to fund and be an advocate of cancer, Alzheimer's and Autism research as well as anti-bullying. Has a special place in his heart for events that benefit cancer research. Both of his grandparents, Al and Eleanore, died from the disease.
- Grew up in a town that had one blinking street light, one gas station and one privately owned grocery store. The football program was very small and his senior year team consisted of just 19 players. Although he played tight end, offensive tackle and defensive tackle, his talented but underexposed career went unnoticed by the big schools. That's why he decided on Saginaw Valley State, a small teaching school at the Division II level, which offered him a scholarship that covered half of his tuition.
- A native of Ravenna, Mich.

GETTING TO KNOW TODD HERREMANS

Favorite team and/or athlete outside of football: Detroit Tigers/Michael Jordan

Favorite musician and/or song: Pink Floyd – “Comfortably Numb” and Lynyrd Skynyrd – “Simple Man”

Hobbies outside of football: Fishing, golf, traveling and cooking

What is something interesting about you that most people may not know: I'm fairly artistic

Favorite food: My mom's homemade turkey pot pie

Favorite vacation spot: Anywhere with my wife

If you could have lunch with two people, living or dead, who would they be: Jesus Christ and Leonardo Da Vinci

Favorite movie: *Boondock Saints* and *Shawshank Redemption*


What's the one thing you couldn't live without: Family



**T.Y. HILTON****13**

WIDE RECEIVER

5-9 180 FLORIDA INTERNATIONAL

**NFL Exp:** 4 (4th Year with Colts)**How Acquired:** D3 – 2012 (92nd overall)**Born:** 11/14/89**GP/GS (Postseason):** 51/31 (6/5)**CAREER TRANSACTIONS:**

- Selected by the Colts in the third round (92nd overall) of the 2012 NFL Draft.

PRO CAREER:

- Was selected to his first career Pro Bowl in 2014.
- Recorded back-to-back 1,000-yard seasons from 2013-14 and tied his single-season career-high in touchdowns (seven) in 2014.
- Set franchise postseason single-game records with 13 catches and 224 yards during the team's AFC Wild Card victory against Kansas City on January 4, 2014. Became the second player in team postseason history to finish a game with 200-plus receiving yards. His 13 receptions tied for the second-most in a single game in NFL postseason history while his receiving yardage total ranks third.
- Registered a team record 327 receiving yards for a single postseason (2013, two games) while his 17 receptions ranked tied for sixth.
- Became the second player in Colts history to record two 100-yard receiving games in a single postseason in 2013.
- Established a regular season career-high in receptions (11) against Jacksonville on December 29, 2013 and receiving yards (223) at Houston on October 9, 2014.
- Tied a franchise record and set a career-high with three touchdowns in a win at Houston on November 3, 2013.
- Became the sixth player in NFL history to register 10 100-yard receiving games in the first two seasons of a career.
- Recorded five 100-yard receiving games in 2012, a Colts rookie record.
- Finished with the second-most receiving yards (861) by a rookie in franchise history.
- Ranked first among NFL rookies in receiving touchdowns (seven) in 2012.
- Became the first player in Colts history to score on a punt return and catch a pass for a touchdown when he accomplished the feat against Buffalo on November 26, 2012. Was named AFC Special Teams Player of the Week for his performance.
- Set the franchise record for the most receiving yards (1,944) and 100-yard games (10) and ranks second for the most receptions (132) in a Colts player's first two seasons with the team.

2015 (COLTS):

- In a Week 1 loss at Buffalo (9/13), led the team with seven catches for 88 yards and a long reception of 30 yards. His reception and receiving yardage totals were his best for a season opening game in his career.
- Started at wide receiver in a Week 2 loss against the New York Jets (9/21) and finished with four receptions for 45 yards with a long catch of 27 yards.
- Led the team in receiving with four catches for 94 yards starting at wide receiver in a Week 3 win at Tennessee (9/27). Caught a 48-yard pass from Andrew Luck in the first quarter, which set up a Frank Gore touchdown.
- Started at wide receiver in a Week 4 victory against Jacksonville (10/4) and contributed with seven receptions for 67 yards and a long catch of 17 yards.
- Caught five passes for 88 yards starting at wide receiver in a Week 5 win at Houston (10/8). Tallied a 43-yard reception on a third down with 1:37 remaining in the game to extend the team's final drive and allow Matt Hasselbeck to take a knee on the remaining three plays.

2014 (COLTS):

- Started all 15 games he competed in at wide receiver and led the team in receptions (82) and receiving yards (1,345) while adding seven touchdowns. Totaled two carries for 20 yards and added one punt return.
- In three postseason starts at wide receiver, caught 11 passes for 211 yards and contributed with one rush for one yard. Also returned one punt for 10 yards.

QUICK HITS

Hilton has recorded back-to-back 1,000-yard seasons (2013-14) and tied his single-season career-high in touchdowns (seven) in 2014. Hilton's 1,345 receiving yards in 2014 ranked sixth in the NFL.

Hilton recorded his second 200-yard receiving performance of his career in a 2014 road victory against Houston. His 223 yards fell two shy of a franchise record. Hilton's second 200-yard game came in his 40th career contest (regular season and postseason) and of the five other players who have accomplished the feat, Hilton did it in the fewest amount of games.

On January 4, 2014, Hilton set franchise postseason single-game records with 13 catches and 224 yards during the team's AFC Wild Card victory against Kansas City on January 4, 2014. He became the second player in team postseason history to finish a game with 200-plus receiving yards. His 13 receptions tied for the second-most in a single game in NFL postseason history while his receiving yardage total ranks third.

Hilton is the first player in Colts history to score on a punt return and catch a pass for a touchdown when he accomplished the feat against Buffalo on November 26, 2012.

SINGLE-GAME HIGHS

Rec: 12 vs. JAX (11/23/14)
Yards: 223 at HOU (10/9/14)
TDs: 3 at HOU (11/3/13)
LG: 73t, two times (Last vs. JAX 11/23/14)
Rush: 2, two times (Last at JAX 9/29/13)
Yards: 30 at JAX (11/8/12)
TDs: 0
LG: 19 at JAX (11/8/12)

- Earned his first career Pro Bowl selection.
- Led the team in receiving with six catches for 65 yards, starting at wide receiver in Week 2 against Philadelphia (9/15). Surpassed the 2,000-yard receiving plateau for his career.
- Caught six passes for 105 receiving yards in a Week 4 victory against Tennessee (9/28). Finished with his 11th career 100-yard contest as he passed Roger Carr (10) for the sixth-most career 100-yard games in Colts history.
- Started at wide receiver in the team's Week 5 win against Baltimore (10/5) and caught nine passes for 90 yards with a long reception of

21 yards. His nine receptions are the third-most in a regular season contest and were the most since the 2013 regular season finale against Jacksonville (11).

- In a Week 6 win at Houston (10/9), caught nine passes for a regular season career-best 223 yards and one touchdown. Logged the sixth 200-plus receiving yard performance for a regular season game in Colts history and fell two yards shy of breaking the franchise single-game record for receiving yards. Contributed with receptions of 37, 40 and 49 yards en route to 147 yards in the first quarter. Dating back to 1991, Hilton's first quarter receiving total is the most in a first quarter since Reggie Wayne tallied 112 yards against Green Bay on September 26, 2004.
- Started at wide receiver in a Week 7 victory against Cincinnati (10/19) and caught seven passes for 107 yards (15.3 avg.). The game marked his 13th career 100-plus yard receiving contest. Following his first catch of the game, passed Austin Collie (172) for the second-most receptions in a player's first three seasons of a career in Colts history.
- Led the team with six receptions for 155 yards and one touchdown starting at wide receiver in a Week 8 loss at Pittsburgh (10/26). On his second reception of the game, he caught a 28-yard touchdown pass and passed Bill Brooks for the most receiving yards through a player's first three seasons in Colts history. Tallied his 14th career 100-yard receiving contest, which was also his fourth of the season and his third in the last three games. It was the first time in his career that he tallied three consecutive 100-yard outings. Along with teammate Donte Moncrief, the duo each posted 100-plus receiving yards, marking the second time the team had two 100-yard receivers in the same game during the season (Reggie Wayne, 119 and Hilton, 105 against Tennessee). It was the 42nd occasion in franchise history where the Colts had two 100-yard receivers in the same game.
- In a Week 9 win at the New York Giants (11/3), caught three passes for 71 yards and one touchdown. Notched his third touchdown of the season and his second in as many games on a 31-yard catch in the third quarter. He secured the ball out of a New York defender's hands as he landed in the end zone. The score gave the Colts a 23-3 lead. With the touchdown, tied Lenny Moore (15) for the fourth-most receiving touchdowns in the first three seasons of a career in Colts history.
- Started at wide receiver in a Week 12 victory against Jacksonville (11/23) and caught four passes for 122 yards and one touchdown. With 122 yards, topped 100 receiving yards for the 15th time in his career and the fifth time this season. Recorded his second consecutive 1,000-yard season and reached 3,000 receiving yards for his career. On his third reception of the game, caught a 73-yard touchdown pass to give the Colts a 20-3 lead. The reception tied his career-long, which went for his fourth touchdown of the season. The score also tied him with John Mackey and Austin Collie (16) for the second-most receiving touchdowns in the first three seasons of a career in Colts history.
- In a Week 13 win against Washington (11/30), started at wide receiver and caught five passes for 62 yards and one touchdown. With his second catch of the game, passed Marvin Harrison for the most receptions through the first three seasons of a career in Colts history.

On his three-yard receiving touchdown in the second quarter, passed John Mackey and Austin Collie (16) for the second-most receiving touchdowns in the first three seasons of a career in Colts history.

- Started at wide receiver in a Week 14 victory at Cleveland (12/7) and caught 10 passes for 150 yards and two touchdowns. Topped the 100 receiving yard plateau for the 16th time in his career and the sixth time during the season. He also reached 150 yards in a single game for the fourth time in his career. With two touchdowns, tied his single-season career-high of seven total scores, which he originally set in 2012. It was the fourth time in his career he finished with two-plus touchdowns in a single game. His 10 receptions are the second-most for a single-game in his career (11 vs. Jacksonville, 12/29/13). Caught a 42-yard touchdown in the third quarter, which cut Cleveland's lead to 21-16. He then added a one-yard touchdown reception with 32 seconds remaining in the fourth quarter, which proved to be the game-winner. His touchdowns were his fifth and sixth in his last six games.
- In a Week 15 win against Houston (12/14), started at wide receiver and led the team with four receptions for 50 yards. Joined Marvin Harrison and Reggie Wayne as the only Colts with 1,300-plus receiving yard seasons.
- In the team's AFC Wild Card Playoff victory against Cincinnati (1/4/15), caught six passes for 103 yards marking his third career 100-yard postseason contest. With six catches, passed Edgerrin James (28) for the fifth-most career receptions in Colts postseason history. With 103 receiving yards, moved into second place for the most receiving yards by an NFL player in his first four career postseason games.
- Started at wide receiver in the team's AFC Divisional Playoff victory at Denver (1/11/15) and caught four passes for a team-leading 72 yards (18.0 avg.). It was his fourth career postseason contest with 70-plus receiving yards. Also added one rush for a one-yard gain.
- Caught one pass for 36 yards starting at wide receiver in the team's AFC Championship Game loss at New England (1/18/15).

2013 (COLTS):

- Completed in all 16 games (10 starts) and led the team in receptions (82) and yards (1,083) while adding five touchdowns.
- Registered a team record 327 receiving yards for a single postseason (2013, two games) while his 17 receptions ranked tied for fifth.
- Became the second player in Colts history to record two 100-yard receiving games in a single postseason.
- Became the sixth player in NFL history to register 10 100-yard receiving games in the first two seasons of a career.
- Set the franchise record for the most receiving yards (1,944) and 100-yard games (10) and ranks second for the most receptions (132) in a Colts player's first two seasons with the team.
- Finished a Week 2 contest against Miami (9/15) with 124 receiving yards on six receptions. Topped his previous career-high of 113 yards all in the first half. It was the highest first half receiving yardage total for the Colts dating back to Dec. 6, 2009 when Pierre Garcon recorded 126 yards against Tennessee. With the 100-yard contest, tied Jim Mutscheller for 10th place in Colts history with his sixth career 100-yard game.
- In a Week 5 victory against Seattle (10/6), finished the game with five catches for 140 yards (28.0 avg.) and two touchdowns. Notched a 73-yard touchdown (career-long reception) on his first catch of the game in the first quarter to give the Colts their first points of the game. His second score came in the third quarter on a 29-yard reception. The first score marked his fourth career touchdown of 60 yards or more dating back to 2012. The only other player in the NFL with more in that span is Adrian Peterson (six). With 140 yards against Seattle, he tied Dallas Clark (seventh) for ninth in Colts history in career 100-plus-yard receiving performances. The multiple-touchdown performance was the second of his career.
- Recorded his eighth career 100-yard game after leading the team with seven receptions for 121 yards in a win at Houston (11/3). Established a career-high and tied a franchise record with three touchdowns. The second score came on a 58-yard pass from quarterback Andrew Luck in the fourth quarter, which marked the fifth connection the duo



GETTING TO KNOW T.Y. HILTON

Favorite team and/or athlete outside of football: LeBron James

Favorite musician and/or song: "The World's Greatest" by R. Kelly

Hobbies outside of football: Basketball

Favorite food: Fast food

Favorite vacation spot: Orlando, Fla.

If you could have lunch with three people, living or dead, who would they be: LeBron James, Michael Jordan and Michael Jackson

Favorite movie: *The Sandlot*

What's the one thing you couldn't live without: My video games

recorded of 50-plus yards since 2012. With 121 receiving yards, tied John Mackey (eight) for the eighth-most 100-yard games in Colts history. Returned a punt 34 yards in the second quarter, which was his longest of the season.

- In a Week 10 loss against St. Louis (11/10), posted seven receptions while totaling 130 yards. Recorded his ninth career 100-yard receiving contest and tied Bill Brooks for the seventh-most 100-plus-yard receiving performances in Colts history. Connected with quarterback Andrew Luck on a 65-yard pass in the third quarter, which was the fourth-longest between the two dating back to 2012.
- Started at wide receiver in a Week 15 win against Houston (12/15) and tallied eight receptions for 78 receiving yards. Caught five receptions in the first quarter. With eight catches, passed Marshall Faulk (108) for the fifth-most receptions in a player's first two seasons in Colts history. With 78 yards, passed Marvin Harrison (1,702) for the second-most receiving yards in a player's first two seasons in team annals.
- In a Week 16 win at Kansas City (12/22), started at wide receiver and caught five passes for 52 yards with a long reception of 31 yards. With five receptions, passed Bill Brooks and Austin Collie for the third most catches in a player's first two seasons with the Colts.
- Started at wide receiver in a Week 17 victory against Jacksonville (12/29) and set a regular season career-high with 11 receptions while totaling 155 receiving yards. With his sixth reception of the first quarter, reached the 1,000-yard receiving plateau for the first time in his career. His nine first half receptions are also the third-most for the team in a first half of play dating back to 1991 and the most for the Colts since Dallas Clark caught 11 passes against Houston in the first half on Nov. 8, 2009. Moved passed Bill Brooks (1,853) for the most receiving yards in a player's first two seasons in Colts history. Recorded his 10th 100-yard receiving performance, which ties Roger Carr for the fifth-most in Colts history. With 11 catches, passed Edgerrin James (125) for the second-most receptions in a player's first two seasons with the Colts.
- Started his first career playoff game at wide receiver during the team's AFC Wild Card victory against Kansas City (1/4/14). Led the team in receiving and added his first career postseason 200-yard receiving performance with 13 catches for 224 yards and two touchdowns. His 13 catches tied for the second-most in NFL postseason history in a single game and set a franchise postseason record. His 224 receiving yards ranked as the third-most for a single-game in NFL postseason history and set a team postseason record. It was also the second 200-yard receiving game in Colts postseason history. His two receiving touchdowns tied a franchise record and marked the fourth time in team postseason history that a receiver caught two touchdowns in a single game. Recorded the game-winning 64-yard touchdown reception with 4:21 remaining in the fourth quarter to seal the victory.
- In the team's AFC Divisional Playoff loss at New England (1/11/14), started at wide receiver and led the team in receiving, finishing with four catches for 103 yards. For the second consecutive week, topped the 100-yard receiving plateau while making long receptions of 40 and 46 yards. With four receptions, passed Brandon Stokley (22) for the seventh-most catches in Colts postseason history. With 103 receiving yards, passed Eddie Hinton (380) for the fourth-most yards in team postseason history.

2012 (COLTS):

- Played in 15 games (one start) and recorded 50 catches for 861 yards and had a team-high seven touchdowns. Carried the ball five times for 29 yards. Added 26 punt returns for 300 yards and one touchdown. Also, returned seven kickoffs for 118 yards.
- Led both teams in receiving against Jacksonville (9/23) with four receptions for 113 yards and one touchdown.
- Registered his second 100-yard performance of the season with six catches for 102 yards against Miami (11/4). Added a 36-yard touchdown, his second of the season, in the third quarter.
- Finished the game with six catches for 100 yards and two touchdowns at New England (11/18). His 100-yard outing tied him with Andre Rison (three) for the most 100-yard games in a season by a Colts rookie receiver. Became the team's first rookie receiver with two touchdowns in a game since wide receiver Blair White (two) on Nov. 21, 2010 at New England.
- Caught three passes for 33 yards and one touchdown and returned four punts for 111 yards, including a 75-yard score against Buffalo (11/25). Became the first player in Colts history with a punt return for a touchdown and a receiving touchdown in the same game. His punt return for a touchdown was the team's first since Dec. 16, 2007 when T.J. Rushing logged a 90-yard return for a score. Was named AFC Special Teams Player of the Week for his performance.
- Finished a Week 13 contest at Detroit (12/2) with a team-leading six receptions for 100 yards. With his total, he set a new club record for 100-yard receiving games by a rookie (four), topping Andre Rison's old

record of three, which was set in 1989.

- Finished the game with three catches for 78 yards and one touchdown at Houston (12/16). His score came on a 61-yard reception from Andrew Luck in the second quarter.
- Made his first start of the season at wide receiver at Kansas City (12/23) and caught two passes for 34 yards.
- Finished the game with four catches for 111 yards and one touchdown against Houston (12/30). Topped the 100-yard receiving plateau for the fifth time in 2012, improving his franchise rookie record for the most 100-yard games in a rookie season. Tied John Mackey and Austin Collie (seven) for the third-most touchdowns by a rookie in Colts history. The 70-yard catch was a season-long.
- Finished second on the team in receiving with eight catches for 66 yards in the Colts AFC Wild Card Playoff loss at Baltimore (1/6/13). Caught a long pass of 25 yards.

COLLEGE:

- Started 37-of-50 games at Florida International, where he graduated with school career records for receptions (229), receiving yards (3,351) and touchdowns (24). Also contributed with 498 rushing yards and seven scores on 69 carries and completed two passes for 38 yards and a touchdown.
- Named a Third Team All-America selection as an all-purpose back by *The NFL Draft Report*, adding honorable mention honors from *Sports Illustrated* in 2011.
- Awarded Sun Belt Conference Player of the Year in 2010 and earned All-Sun Belt Conference first-team accolades in 2010 and 2011.
- Garnered Sun Belt Conference Freshman of the Year accolades from *Sporting News* and *Rivals.com*, was named the Freshman of the Year by the Sun Belt Conference and was an All-Sun Belt Conference first-team choice as a kick return specialist and all-purpose player.
- Selected to the Freshman All-America team as a punt return specialist by the Football Writers Association of America and Freshman All-America kick returner by *Sporting News*. Also received Honorable Mention All-America accolades from *Sports Illustrated*.
- Returned 49 punts for 614 yards and two touchdowns, as all three marks set school career records. His 97-yard scoring punt return against Florida Atlantic (11/12/11) set the FIU record and ranked as the second-longest in Sun Belt Conference history.
- Returned 105 kickoffs for 2,855 yards and four touchdowns, setting the school and Sun Belt career record for scoring returns and total runbacks.
- Graduated holding FIU and conference all-time records, in addition to ranking fifth in NCAA FBS history with 7,498 all-purpose yards (149.96 avg. per game).
- Found the end zone 37 times to set a school career record for touchdowns, while his 224 points rank second in school annals.
- Finished 10th among active NCAA Football Bowl Subdivision performers for receptions (229), sixth for receiving yards (3,351) and 14th for touchdown receptions (24).
- Established Sun Belt Conference all-time records for receiving yards (3,351) and touchdown grabs (24), while his receptions (229) rank second in league annals.
- Set FIU season records with 72 receptions for 1,038 yards in 2011.
- Returned 36 kickoffs as a freshman to set the school season record while his 841 yards on those runbacks rank second in single-season annals.

PERSONAL:

- Attended Miami Springs (Fla.) High School.
- Named the Dade County Athlete of the Year and added *Miami Herald* First Team All-Dade honors in football as a senior and in basketball as a junior.
- Garnered 6A second-team all-state honors from the Florida Sports Writers Association in 2007.
- As a senior, caught 42 passes for 785 yards and 16 touchdowns. Also scored four times on kick returns.
- Played wide receiver and defensive back as a sophomore, accumulating eight interceptions and 650 receiving yards.
- Served as the 2014 Bleed Blue Blood Drive spokesperson and featured player.
- Hosted a Strikes For Kids bowling event in 2014, benefitting high school scholarships.
- Assisted with the "Saving Our Youth" Celebrity Basketball Tournament at the Indiana Black Expo in 2013.
- Participated in the 2012 Colts Rookie Community Blitz at Concord Neighborhood Center, helping local children with reading, crafts and fitness activities.
- Participates in the Community Ticket Block program and has sent more than 200 youth to a Colts game.

- Participated in the Colts QB Shopping event with Shepherd Community Center as a volunteer shopper.
- Participated in the Colts Play 60 Super School visit.
- Majored in sports broadcasting at Florida International.
- A native of Miami.

2015 GAME-BY-GAME STATISTICS

Date/Opp.	RECEIVING								RUSHING					
	GP	GS	No.	Yards	Avg.	LG	TD	No.	Yards	Avg.	LG	TD		
9/13 @ BUF	1	1	7	88	12.6	30	0	0	0	0.0	0	0		
9/21 vs. NYJ	1	1	4	45	11.3	27	0	0	0	0.0	0	0		
9/27 @ TEN	1	1	4	94	23.5	48	0	0	0	0.0	0	0		
10/4 vs. JAX	1	1	7	67	9.6	17	0	0	0	0.0	0	0		
10/8 @ HOU	1	1	5	88	17.6	43	0	0	0	0.0	0	0		
10/18 vs. NE														
10/25 vs. NO														
11/2 @ CAR														
11/8 vs. DEN														
11/22 @ ATL														
11/29 vs. TB														
12/6 @ PIT														
12/13 @ JAX														
12/20 vs. HOU														
12/27 @ MIA														
1/3 vs. TEN														
2015 TOTALS	5	5	27	382	14.1	48	0	0	0	0.0	0	0		

CAREER REGULAR SEASON STATISTICS

Year	RECEIVING								RUSHING					
	GP	GS	No.	Yards	Avg.	LG	TD	No.	Yards	Avg.	LG	TD		
2015 IND	5	5	27	382	14.1	48	0	0	0	0.0	0	0		
2014 IND	15	15	82	1,345	16.4	73t	7	2	20	10.0	15	0		
2013 IND	16	10	82	1,083	13.2	73t	5	2	6	3.0	0	0		
2012 IND	15	1	50	861	17.2	70t	7	5	29	5.8	19	0		
TOTAL	51	31	241	3,671	15.2	73t	19	9	55	6.1	19	0		

CAREER REGULAR SEASON RETURN STATISTICS

Year	GP	GS	PR	FC	Yards	Avg.	LG	TD	KR	Yards	Avg.	LG	TD
2015 IND	0	0	0	0	0	0.0	0	0	0	0	0.0	0	0
2014 IND	15	15	0	0	0	0.0	0	0	1	0	0.0	0	0
2013 IND	16	10	17	12	159	9.4	34	0	0	0	0.0	0	0
2012 IND	15	1	26	18	300	11.5	75t	1	7	118	16.9	26	0
TOTAL	46	26	43	30	459	10.7	75t	1	8	118	16.9	26	0

CAREER POSTSEASON STATISTICS

Year	RECEIVING								RUSHING					
	GP	GS	No.	Yards	Avg.	LG	TD	No.	Yards	Avg.	LG	TD		
2014 IND	3	3	11	211	19.2	36	0	1	1	1.0	1	0		
2013 IND	2	2	17	327	19.2	64t	2	0	0	0.0	0	0		
2012 IND	1	0	8	66	8.3	25	0	0	0	0.0	0	0		
TOTAL	6	5	36	604	16.8	64t	2	1	1	1.0	1	0		

CAREER POSTSEASON RETURN STATISTICS


Year	GP	GS	PR	FC	Yards	Avg.	LG	TD	KR	Yards	Avg.	LG	TD
2014 IND	3	3	1	1	10	10.0	10	0	0	0	0.0	0	0
TOTAL	3	3	1	1	10	10.0	10	0	0	0	0.0	0	0

ADDITIONAL STATISTICS: Recorded one pass attempt at Kansas City (12/23/12).



KHALED HOLMES

62 CENTER/GUARD
6-3 309 USC



NFL Exp: 3 (3rd Year with Colts)

Born: 1/19/90

How Acquired: D4 – 2013 (121st overall)

GP/GS (Postseason): 13/7 (3/3)

CAREER TRANSACTIONS:

- Selected by the Colts in the fourth round (121st overall) of the 2013 NFL Draft.

2015 (COLTS):

- Started at center in a Week 1 loss at Buffalo (9/13). Blocked for an offense that totaled 304 net yards, including 243 passing yards from quarterback Andrew Luck.
- In a Week 2 loss against the New York Jets (9/21), started at center and assisted a Colts offense that generated 343 yards and one touchdown.
- Assisted a Colts offense that totaled 378 net yards starting at center in a Week 3 win at Tennessee (9/27). Opened rushing lanes for Frank Gore to compile 86 yards and two rushing touchdowns.
- Started at center in a Week 4 victory against Jacksonville (10/4) and provided time for Matt Hasselbeck to complete 30 passes for 282 yards and one touchdown as the offense compiled 326 net yards.
- In a Week 5 win at Houston (10/8), opened rushing lanes for Frank Gore to tally 98 yards and one touchdown. The 98 yards were the most for a Colts running back dating back to 2012. Also provided time for Matt Hasselbeck to throw for 213 yards and two touchdowns.

2014 (COLTS):

- Competed in five games at center and guard and made two starts at center. Assisted a Colts offense that set a franchise single-season record for net yards (6,506) and net passing yards (4,894). Also started at center for all three postseason contests.
- Was inactive for the first 12 weeks of the regular season.
- Saw his first action of the season in a Week 13 win against Washington (11/30). Served as an extra protector on the offensive line and was on the field for the team's first touchdown of the game, a 30-yard score from Andrew Luck to Coby Fleener.
- In a Week 14 victory at Cleveland (12/7), saw action at guard filling in for an injured Joe Reitz and assisted the offense in totaling 362 net yards. Provided time for Andrew Luck to complete 24 passes for 294 yards and two touchdowns, including the game-winning score to T.Y. Hilton with 32 seconds remaining in the fourth quarter.
- Started his first career NFL contest at center in a Week 16 loss at Dallas (12/21). Helped the offense generate 235 gross passing yards.
- In a Week 17 victory at Tennessee (12/28), started at center and blocked for Andrew Luck to set the franchise single-season record with 4,761 passing yards. Provided time for the Colts offense to generate 378 net yards.
- Made his first career postseason start at center in the team's AFC Wild Card Playoff win against Cincinnati (1/4/15). Was part of an offensive line that assisted the team in recording the third-highest single game net yardage total (482) in Colts postseason history. The unit allowed only 1.0 sack and provided time for Andrew Luck to throw for 376 yards.
- Started at center in the team's AFC Divisional Playoff victory at Denver (1/11/15) and was part of an offensive line that did not allow a sack as the team compiled 364 net yards. Blocked for Andrew Luck to throw for 265 yards and two touchdowns in the win.
- In the team's AFC Championship Game loss at New England (1/18/15), started at center and blocked for the Colts to record 209 net yards of offense.

2013 (COLTS):

- In his rookie season with the Colts, competed in three games, was active but did not play in four contests and was inactive for nine games.
- Participated on special teams during a Week 15 win against Houston (12/15).
- Saw action on special teams in a Week 16 victory at Kansas City (12/22).
- Competed on special teams during a Week 17 win against Jacksonville (12/29).

- Listed as inactive for the team's AFC Wild Card Playoff victory against Kansas City (1/4/14) and AFC Divisional Playoff loss at New England (1/11/14).

COLLEGE:

- Appeared in 40 games for Southern California, starting in 37 contests (24 at center and 13 at right offensive guard).
- In three seasons as a starter, was credited with 227 knockdowns/key blocks and recorded 27 touchdown-resulting blocks.
- In two seasons at center, called blocking assignments for an offensive line that yielded only 25.0 quarterback sacks during that 24-game span.

PERSONAL:

- Attended Mater Dei High School in Santa Ana, Calif.
- Named to the 2005 Cal-Hi Sports All-State Sophomore first-team.
- In 2006, earned Cal-Hi Sports All-State second-team, Cal-Hi Sports All-State Underclass first-team, *Los Angeles Times* All-Star and All-Trinity league recognition.
- Received *PrepStar* and EA Sports All-America honors.
- Was a member of the ESPN 150 team and was also named to the *SuperPrep* All-Farwest, *PrepStar* All-West, *Long Beach Press-Telegram* Best in the West Best of the Rest and *Tacoma News Tribune* Western 100 Squads as a senior.
- Garnered Cal-Hi Sports All-State, All-CIF Pac-5 Division, *Los Angeles Times* All-Star, *Orange County Register* All-Orange County and All-Trinity League Co-Lineman of the Year honors.
- Received his bachelor's degree in communications at the University of Southern California in the spring of 2011 and is completing courses towards a master's degree in communication management.
- Father, Mike, was a defensive end that competed for the Michigan Wolverines from 1974-75.
- Brother, Alex, was a standout tight end at Southern California (2000-04) who had 82 career receptions and was a member of USC's 2003 and 2004 national championship squads before going on to play with the NFL's Miami Dolphins in 2005.
- Brother-in-law, Troy Polamalu, is a former Trojan All-America selection (1999-2002) and a former NFL All-Pro safety of the Pittsburgh Steelers.
- Was a speaker at the team's Hispanic Heritage Month Football Camp.
- Was a participant at the Colts Rookie Community Blitz at the Chase Legacy Center.
- Participated in a Colts Play 60 Challenge event.
- Was a volunteer for the Colts Horseshoe Helpings event and packed meals for the Million Meal Marathon event for Kids Against Hunger.
- A native of Santa Ana, Calif.

CAREER GP/GS (POSTSEASON):

2015 IND: 5/5
2014 IND: 5/2 (3/3)
2013 IND: 3/0 (0/0)
TOTAL: 13/7 (3/3)

GETTING TO KNOW KHALED HOLMES

Favorite team and/or athlete outside of football: Los Angeles Lakers

Favorite food: Whatever my mom cooks

If you could have lunch with three people, living or dead, who would they be: Abraham Lincoln, Dr. Martin Luther King, Jr. and Jesus Christ

Favorite movie: *The Godfather* and *The Godfather: Part II*

What's the one thing you couldn't live without: Internet






NATE IRVING

55

INSIDE LINEBACKER

6-1 253 NORTH CAROLINA STATE



NFL Exp: 5 (1st Year with Colts)

How Acquired: UFA – 2015 (DEN)

Born: 7/12/88

GP/GS (Postseason): 58/13 (6/3)

CAREER TRANSACTIONS:

- Signed by the Colts as an unrestricted free agent on March 23, 2015.
- Selected by the Denver Broncos in the third round (67th overall) of the 2011 NFL Draft.

2015 (COLTS):

- In a Week 1 loss at Buffalo (9/13), saw action on special teams in his Colts debut.
- Listed as inactive for a Week 2 loss against the New York Jets (9/21).
- Participated on special teams in a Week 3 win at Tennessee (9/27) and totaled one tackle.
- In a Week 4 victory against Jacksonville (10/4), competed on special teams, but did not register a tackle.
- Made his first start as a member of the Colts at WILL linebacker and compiled six solo tackles, one tackle for loss and one special teams stop in a Week 5 win at Houston (10/8).

2014 (BRONCOS):

- Played and started eight games before being placed on Injured Reserve on November 13 with a knee injury.
- Finished the year with a new single-season career-high in tackles (44 total, 25 solo), six tackles for loss and 1.0 sack. Also recorded two special teams stops.
- Posted five tackles (four solo) and two tackles for loss in a 31-24 win against Indianapolis (9/7).
- Compiled 11 tackles (seven solo) against Kansas City (9/14) in Week 2.
- Set a single-game career-high with 13 tackles (two solo) at Seattle (9/21). Tackled running back Marshawn Lynch for a one-yard loss in the end zone for a safety early in the fourth quarter.
- Recorded four tackles (three solo) and one tackle for loss in a 31-17 win at the New York Jets (10/12).
- Notched seven tackles (six solo) in a 35-21 win over San Diego (10/23).
- Posted four tackles (two solo) at New England (11/2) before leaving the game in the fourth quarter with a knee injury.

2013 (BRONCOS):

- Played in 15 games with four starts and compiled 34 tackles (23 solo) and eight tackles for loss. Also had one pass defended, 1.0 sack and six special teams stops.
- Recorded four tackles, including one tackle for loss against Baltimore (9/5).
- Tied for the team lead with eight tackles, including one for loss against Oakland (9/23). Also had one special teams tackle in the win.
- Extended his streak to four-straight games with a tackle for loss with one against Philadelphia (9/29).
- Tied for third on the team with five tackles, including one for loss at Houston (12/22).
- Recorded his first career sack for an eight-yard loss at Oakland (12/29).
- Started all three playoff contests, finishing with eight tackles and one pass defended.
- Made his first career postseason start against San Diego (1/12/14), tallying three tackles in the AFC Divisional Playoff win.
- Had two tackles in an AFC Championship Game victory against New England (1/19/14).
- Tallied three tackles and one pass defended in Super Bowl XLVII against Seattle (2/2/14).

2012 (BRONCOS):

- Played 15 regular season games and tied for the team lead with 10 special teams tackles.
- Played 36 snaps on defense and tallied three tackles and one pass defended.
- Led the Broncos with a pair of special teams stops at Atlanta (9/17).
- Posted his first two career defensive tackles to go along with one special teams stop at San Diego (10/15).

- Recorded his first pass defended against New Orleans (10/28).
- Led the team with a pair of special teams stops against San Diego (11/18). Also blocked his first career punt in the game.
- Downed Britton Colquitt's punt at the four-yard line in the second quarter against Tampa Bay (12/2).
- Made his third career postseason appearance in an AFC Divisional Playoff game against Baltimore (1/12/13), but did not record a tackle.

2011 (BRONCOS):

- Played in all 16 regular season games as a rookie, totaling four special teams tackles.
- Saw action at linebacker in both of the Broncos playoff contests, notching one tackle.
- Recorded his first career special teams tackle at Green Bay (10/2).
- Notched two special teams stops at Kansas City (11/13) to lead the team.
- Tallied another special teams stop the following week in a win vs. the New York Jets (11/17).
- Recorded his first career postseason tackle in Denver's AFC Divisional Playoff Game at New England (1/14/12).

COLLEGE:

- Competed in 34 games (26 starts) at North Carolina State University and totaled 233 tackles (136 solo), 8.5 sacks, 39.5 tackles for loss, four interceptions, six forced fumbles and three fumbles recovered.
- As a senior in 2010, was named a *Scout.com* First Team All-America choice and was named a First Team Atlantic Coast Conference selection after leading the Wolfpack with 97 tackles (51 solo), including 20.5 tackles for loss and 6.5 sacks.
- Presented with the ACC's prestigious Piccolo Award (most courageous player) following his senior season after returning from missing the entire 2009 campaign recovering from multiple injuries sustained in a car crash.
- Set an NCAA single-game record in 2010 with eight tackles for loss in a win against Wake Forest.

PERSONAL:

- Attended Wallace-Rose Hill High School in Teachey, N.C.
- Played tight end and linebacker as a senior, totaling 110 tackles, 3.0 sacks, one interception and six forced fumbles to go along with 12 all-purpose touchdowns.
- Invited to play in the North Carolina Shrine Bowl and was selected as an All-Super Six Conference first-team choice.
- Graduated from North Carolina State with a degree in program management and a minor in zoology.

🐾 SINGLE-GAME HIGHS

Tackles: 13 at SEA (9/21/14)

Sacks: 1.0, two times (Last: vs. IND 9/7/14)

FF: 0

FR: 0

Int: 0

PD: 1, two times (Last: vs. JAX 10/13/13)



GETTING TO KNOW NATE IRVING

Favorite team and/or athlete outside of football: New York Knicks/
Carmelo Anthony

Favorite musician and/or song: Pastor Troy

Favorite food: Mac and cheese

Favorite vacation spot: My house

Favorite movie: *Halloween*

2015 GAME-BY-GAME STATISTICS

Date/Opp.	GP	GS	Solo	Asst.	Total	Sacks	PD	FF	FR	INT	Yds	Avg.	LG	TD
9/13 @ BUF	1	0	0	0	0	0.0	0	0	0	0	0	0.0	0	0
9/21 vs. NYJ	INACTIVE													
9/27 @ TEN	1	0	0	0	0	0.0	0	0	0	0	0	0.0	0	0
10/4 vs. JAX	1	0	0	0	0	0.0	0	0	0	0	0	0.0	0	0
10/8 @ HOU	1	1	6	0	6	0.0	0	0	0	0	0	0.0	0	0
10/18 vs. NE														
10/25 vs. NO														
11/2 @ CAR														
11/8 vs. DEN														
11/22 @ ATL														
11/29 vs. TB														
12/6 @ PIT														
12/13 @ JAX														
12/20 vs. HOU														
12/27 @ MIA														
1/3 vs. TEN														
2015 TOTALS	4	1	6	0	6	0.0	0	0	0	0	0	0.0	0	0

CAREER REGULAR SEASON STATISTICS

Year	GP	GS	Solo	Asst.	Total	Sacks	PD	FF	FR	INT	Yds	Avg.	LG	TD
2015 IND	4	1	6	0	6	0.0	0	0	0	0	0	0.0	0	0
2014 DEN	8	8	25	19	44	1.0	0	0	0	0	0	0.0	0	0
2013 DEN	15	4	23	11	34	1.0	1	0	0	0	0	0.0	0	0
2012 DEN	15	0	1	2	3	0.0	1	0	0	0	0	0.0	0	0
2011 DEN	16	0	0	0	0	0.0	0	0	0	0	0	0.0	0	0
TOTAL	58	13	55	32	87	2.0	2	0	0	0	0	0.0	0	0

CAREER POSTSEASON STATISTICS

Year	GP	GS	Solo	Asst.	Total	Sacks	PD	FF	FR	INT	Yds	Avg.	LG	TD
2013 DEN	3	3	8	0	8	0.0	1	0	0	0	0	0.0	0	0
2012 DEN	1	0	0	0	0	0.0	0	0	0	0	0	0.0	0	0
2011 DEN	2	0	1	0	1	0.0	0	0	0	0	0	0.0	0	0
TOTAL	6	3	9	0	9	0	1	0	0	0	0	0.0	0	0

SPECIAL TEAMS TACKLES: 24 (2015 - 2, 2014 - 2, 2013 - 6, 2012 - 10, 2011 - 4)




Pro Bowl: 1
2014

D'QWELL JACKSON

52 INSIDE LINEBACKER

6-0 242 MARYLAND



NFL Exp: 10 (2nd Year with Colts)
How Acquired: FA – 2014

Born: 9/26/83
GP/GS (Postseason): 118/117 (3/3)

CAREER TRANSACTIONS:

- Signed by the Colts as a free agent on March 6, 2014.
- Selected by the Browns in the second round (34th overall) of the 2006 NFL Draft.

PRO CAREER:

- Earned his first career Pro Bowl selection in 2014 after leading the Colts with 184 tackles while adding 4.0 sacks, four fumble recoveries, one forced fumble and one pass defended.
- In 10 seasons, has started 117-of-118 games (2006-2014) and holds a streak of 69 consecutive starts.
- Has recorded seven-career 100-tackle seasons while leading the Browns in stops from 2007-08, 2011-13.
- Started all 16 games for the fifth time in his career in 2014.
- With the Browns in 2013 played in 1,149-of-1,150 (99.9%) defensive snaps.
- In 2012, earned AFC Defensive Player of the Week honors (Week 12). Was also named AFC Defensive Player of the Month in September of 2011.
- Earned his second AFC Defensive Player of the Week honor after totaling 12 tackles (seven solo), two tackles for loss, one pass defended and one fumble recovery, which he returned 35 yards for a touchdown in a win against Washington on Nov. 30, 2014.
- In 2012, earned the Browns Dino Lucarelli Good Guy Award.
- Was honored as the Browns recipient of the Ed Block Courage Award in 2011.

2015 (COLTS):

- Started at MIKE linebacker in his Colts debut during a Week 1 loss at Buffalo (9/13). Totaled 11 tackles (eight solo) and one tackle for loss.
- In a Week 2 loss against the New York Jets (9/21), compiled 11 tackles (eight solo) and one forced fumble.
- Compiled 14 tackles (eight solo) starting at MIKE linebacker in a Week 3 victory at Tennessee (9/27). Also added one tackle for loss.
- Started at MIKE linebacker and recorded a team-leading and career-high 21 tackles (12 solo) and one tackle for loss in a Week 4 win against Jacksonville (10/4).
- Led the team with 14 tackles (seven solo) starting at MIKE linebacker in the team's Week 5 victory at Houston (10/8).

2014 (COLTS):

- Started all 16 games at inside linebacker and led the team with 184 tackles (111 solo). Also contributed with 4.0 sacks, 10 tackles for loss, four fumble recoveries, one forced fumble and one pass defended. Started all three postseason games and finished with 33 tackles (20 solo), one interception and two passes defended.
- Earned his first career Pro Bowl selection and was named AFC Defensive Player of the Week for a Week 13 performance against Washington.
- Made his Colts debut starting at inside linebacker in a Week 1 meeting at Denver (9/7). Finished the game with 13 tackles (six solo).
- Recorded his 50th consecutive start at inside linebacker in a Week 2 loss against Philadelphia (9/15). Compiled eight tackles (four solo) and one tackle for loss.
- In a Week 3 victory at Jacksonville (9/21), started at inside linebacker in his 100th career NFL contest. Led the team with 13 tackles (10 solo) while adding 1.0 sack and one forced fumble. His sack in the second quarter was his first as a member of the Colts and number 12.5 for his career. The quarterback takedown led to a Jaguars punt. Contributed with a forced fumble late in the second quarter, which was recovered by cornerback Darius Butler. The Colts scored a touchdown on the following possession.
- Started in his 100th career game and led the team with 12 tackles (eight solo) and 1.0 sack in a Week 4 victory against Tennessee (9/28). Dropped Charlie Whitehurst for a loss of nine yards on a third down in

QUICK HITS

In his first season with the Colts, Jackson led the team in tackles (184) while adding 4.0 sacks and four fumble recoveries en route to his first career Pro Bowl selection. He has recorded seven career 100-tackle seasons.

the third quarter to force a punt. The sack was his second of the season and number 13.5 of his career.

- In a Week 6 win at Houston (10/9), started at MIKE linebacker and notched eight tackles (six solo), 1.0 sack and one fumble recovery. The sack came on a third down and forced a Texans punt. The fumble recovery came on Houston's last offensive possession to seal the victory. Quarterback Ryan Fitzpatrick was sacked by Bjoern Werner who forced the fumble.
- Started at MIKE linebacker in a Week 7 victory against Cincinnati (10/19) and totaled 11 tackles (six solo). Was part of a defense that held the Bengals to 135 net yards in the shutout win.
- In a Week 8 loss at Pittsburgh (10/26), started at MIKE linebacker and tied his season-high with 15 tackles (12 solo).
- Led the team with 14 tackles (seven solo), 1.0 sack and one fumble recovery starting at MIKE linebacker in a Week 12 victory against Jacksonville (11/23). The fumble recovery was his second of the season and the ninth of his career. Added his lone sack of the game when he brought down Blake Bortles for a 12-yard loss in the third quarter, forcing a Jaguars punt. He improved his season sack total to 4.0, which set a new single-season career-high.
- Started at MIKE linebacker in a Week 13 win against Washington (11/30) and tied for the team lead with 12 tackles (seven solo), two tackles for loss, one pass defended and one fumble recovery, which he returned 35 yards for a touchdown. Following an Erik Walden sack-forced fumble in the third quarter, scooped up the ball and took it to the end zone for a score giving Indianapolis a 35-17 lead. It was his second career touchdown (27-yard interception return against Philadelphia on Sept. 9, 2012). Earned AFC Defensive Player of the Week honors for his performance.
- In a Week 14 victory at Cleveland (12/7) started at MIKE linebacker and led the team with 15 tackles (10 solo) while adding one tackle for loss and one quarterback hit. Reached 150 tackles for the season for the third time in his career (2008 and 2011 with Cleveland). Was part of a defense that limited the Browns to 248 net yards and 137 net passing yards.
- Started at MIKE linebacker in a Week 16 loss at Dallas (12/21) and finished with eight tackles (five solo) while adding two tackles for loss and one fumble recovery. The fumble recovery established a new single-season career-best with four.
- In a Week 17 victory at Tennessee (12/28), led the team with 13 tackles (nine solo) while adding one tackle for loss. Was part of a defense that held the Titans to 192 net yards.
- Started his first career NFL playoff game at MIKE linebacker in an AFC Wild Card Playoff victory against Cincinnati (1/4/15). Contributed with

SINGLE-GAME HIGHS

Tackles: 21 vs. JAX (10/4/115)
Sacks: 3.0 at CIN (9/16/12)
FF: 1, seven times (Last: vs. NYJ 9/21/15)
FR: 1, 11 times (Last: at DAL 12/21/14)
INT: 2 at TEN (12/7/08)
PD: 3, two times (Last: at PHI 9/9/12)

eight tackles (three solo) and one pass defended.

- In the team's AFC Divisional Playoff win at Denver (1/11/15), started at MIKE linebacker and led the team with 12 tackles (10 solo).
- Started at MIKE linebacker in the team's AFC Championship Game loss at New England (1/8/15) and tied for the team lead with 13 tackles (seven solo), his first career postseason interception and one pass defended. Picked off Tom Brady in the second quarter to stall a potential scoring drive. The interception led to a Colts 93-yard touchdown drive on the team's ensuing possession.

2013 (BROWNS):

- As a defensive captain, started all 16 games at inside linebacker and tallied a team-high 143 tackles (92 solo), 1.5 sacks, seven passes defended, one interception, one forced fumble and one fumble recovery.
- Played in 1,149-of-1,150 (99.9%) defensive snaps, missing only a Hail Mary attempt at the end of a game against Minnesota (9/22).
- Posted 10-plus tackles in seven games.
- Tied the team lead with 10 tackles while adding one pass defended that led to an interception in the season opener against Miami (9/8).
- Notched eight tackles and his lone fumble recovery of the season in a Week 2 loss at Baltimore (9/15).
- Tied his season-high with 11 tackles (eight solo) and added one forced fumble in a Week 3 win at Minnesota (9/22).
- Recorded 11 tackles (seven solo) for the second consecutive week and contributed with one pass defended in a Week 4 victory against Cincinnati (9/29).
- In Week 8, tied a team-high with 10 tackles (six solo) and registered his third-career multiple-sack game (1.5) at Kansas City (10/27). Both sacks forced Kansas City punts.
- Posted a team-leading nine tackles (seven solo) while adding one pass defended in a Week 9 victory against Baltimore (11/3).
- Tied for the team lead with 10 tackles (five solo) in a Week 11 loss at Cincinnati (11/17).
- Finished with nine tackles (eight solo), one interception and one pass defended in a Week 14 loss at New England (12/8). His first quarter interception set up a Browns field goal and ended Tom Brady's streak of 109 consecutive passes at Gillette Stadium without an interception.
- Led the team and posted his sixth game of the season with double-digit tackles (10) while contributing with one pass defended in a Week 16 loss at the New York Jets (12/22).

2012 (BROWNS):

- Started all 16 games at inside linebacker and registered a team-high 119 tackles while adding 3.5 sacks, two interceptions, seven passes defended, two fumble recoveries and two forced fumbles.
- The season marked the fifth time in his career he reached the 100-tackle plateau and the second in-a-row.
- Became the first Browns player to have an interception in the first two games of a season since Anthony Henry in 2004 and the first Browns linebacker to have an interception in the first two games of a season since the NFL merger in 1970.
- Served as a defensive captain and was voted as a first alternate at middle linebacker for the AFC Pro Bowl squad.
- Earned the Browns Dino Lucarelli Good Guy Award.
- Picked off a Michael Vick pass in the fourth quarter against Philadelphia (9/9), and returned it 27 yards for his first career touchdown.
- Tallied a career-high 3.0 sacks at Cincinnati (9/16). Became the first Brown to have 3.0 sacks in a game since Kenard Lang had three against Baltimore on Sept. 12, 2004 and the first Browns linebacker to have 3.0-or-more sacks in a game since Andre Davis had 4.0 at Kansas City on Nov. 9, 2003.
- Led the team with nine tackles and added a fumble recovery and a forced fumble against Pittsburgh (11/25), which were two of eight turnovers forced by the Browns defense on the day. Named AFC Defensive Player of the Week for his performance.

2011 (BROWNS):

- Started all 16 games at middle linebacker and led the team with 158 tackles, a career-high 3.5 sacks, an interception, a forced fumble and three fumble recoveries.

- His tackle total was second in the NFL, trailing only Washington's London Fletcher (166).
- His three fumble recoveries led the team and tied for the most defensive recoveries in the AFC, along with Baltimore's Haloti Ngata, New England's Rob Ninkovich and Indianapolis' Robert Mathis.
- Cited as the NFL Comeback Player of the Year by Peter King of *Sports Illustrated*.
- Voted by the local media as the Browns 2011 Player of the Year and was the recipient of the team's Ed Block Courage Award.
- Named AFC Defensive Player of the Month for September after registering 30 tackles, 2.5 sacks, a fumble recovery, a forced fumble and a pass defended in three games as the Browns allowed just five touchdowns and went 2-1 in the month.
- Named to *USA Today's* All-Joe Team.
- Led the Browns in tackles 13 times and accounted for double digit tackle totals on eight occasions.
- Led the team with 10 tackles at San Francisco (10/30), including three tackles on the Browns' goal-line stand in the second quarter which ended with a stop on fourth-and-goal from the one.
- Totaled eight tackles and an interception which he returned for a career-long 24 yards at Houston (11/6).
- Notched a season-best 13 tackles, 1.0 sack and a fumble recovery at Pittsburgh (12/8).

2010 (BROWNS):

- Was inactive for the first two games of the season with a pectoral injury prior to being placed on Injured Reserve on September 25.

2009 (BROWNS):

- Started each of the first six games at inside linebacker and was voted a co-captain on defense.
- Finished the year with 57 tackles (44 solo), one forced fumble and two passes defended.
- Led the team in tackles in four of the six contests in which he appeared.
- Registered a season-high 14 tackles in addition to one pass defended and his first career forced fumble against Cincinnati (10/4).
- Sustained a pectoral injury at Pittsburgh (10/18) and was placed on Injured Reserve on October 20.

2008 (BROWNS):

- Started all 16 games and led the team with 188 tackles, 2.0 sacks, three interceptions and five passes defended.
- Intercepted Ravens quarterback Joe Flacco at Baltimore (9/21) while adding 12 tackles and one pass defended.
- Shared a sack with Santonio Thomas on a three-yard takedown of David Garrard at Jacksonville (10/26) while posting 14 tackles (eight solo).
- Recorded a six-yard sack of Joe Flacco against Baltimore (11/2).
- Registered a career-high 20 tackles and a career-best two interceptions and two passes defended at Tennessee (12/7). Both interceptions came off Kerry Collins, as Jackson became the first Browns linebacker to have two interceptions in a game since Eddie Johnson had a pair on



GETTING TO KNOW D'QWELL JACKSON

Hobbies outside of football: I enjoy traveling the world during the offseason

Favorite food: Steak and vegetables

Favorite vacation spot: Italy

If you could have lunch with three people, living or dead, who would they be: Barack Obama, Michael Jordan and Magic Johnson

Favorite movie: *Men of Honor*

Oct. 14, 1984 against the New York Jets.

2007 (BROWNS):

- Started 13-of-14 games at linebacker and led the team with 111 tackles while adding 1.0 sack, one interception, one fumble recovery and three passes defended. Also contributed with one special teams tackle.
- Recorded his first career interception off Matt Schaub against Houston (11/25) while totaling 11 tackles (eight solo).
- Had a season-high 12 tackles at N.Y. Jets (12/9).
- Part of a defensive effort that gave the Browns their first shutout since 2005 (11/20/05 vs. Miami, 22-0 win) and held the Bills to 232 net yards of offense in an 8-0 win against Buffalo (12/16).
- Posted seven tackles and his lone fumble recovery of the season in a loss at Cincinnati (12/23).
- Tallied his first career sack to go along with nine tackles (eight solo) in the regular season finale win against San Francisco (12/30).

2006 (BROWNS):

- Started all 13 games he appeared in and ranked second on the club with 115 tackles and 11 special teams stops while adding one pass defended.
- Was credited with double-digit tackle totals on five occasions.
- Made his NFL debut and started at weakside linebacker compiling 10 tackles against New Orleans (9/10).
- Finished with 12 tackles against Miami (10/14) and at the New York Jets (12/9).
- Was placed on Injured Reserve on December 15.

COLLEGE:

- In 48 games at the University of Maryland (2002-05), started 34

contests and became the seventh player in school history to record more than 400 career tackles.

- His 447 tackles ranked fourth on the school's all-time record list.
- Finished his collegiate career with 10.5 sacks for 62 yards, four forced fumbles, one fumble recovery, six interceptions, eight passes defended and one blocked kick.
- In 2005, became only the second Maryland player to earn the Atlantic Coast Conference Defensive Player of the Year award, joining E.J. Henderson, who earned the award in 2001 and 2002.
- Became one of three players in school annals to lead the team in tackles in three consecutive seasons.

PERSONAL:

- Attended Seminole (Fla.) High School and lettered three times in football, competing as a fullback, linebacker, quarterback and punter.
- Played in the prestigious Florida-Georgia All-Star game.
- Seminole High went 23-4 in his last two years and made the regional finals both seasons.
- Serves as a Colts Community Ticket Block sponsor.
- Embarked on a week-long visit to U.S. troops at military bases throughout Southwest Asia as part of the NFL-USO program during the 2013 offseason.
- Founded the "Read Hope, Real Dreams" season ticket program, which provided tickets, apparel and food for the East Cleveland Neighborhood organization.
- Was a nominee for the Bart Starr Award following the 2014 season.
- A native of Largo, Fla.

2015 GAME-BY-GAME STATISTICS

Date/Opp.	GP	GS	Solo	Asst.	Total	Sacks	PD	FF	FR	INT	Yds	Avg.	LG	TD
9/13 @ BUF	1	1	8	3	11	0.0	0	0	0	0	0	0.0	0	0
9/21 vs. NYJ	1	1	8	3	11	0.0	0	1	0	0	0	0.0	0	0
9/27 @ TEN	1	1	8	6	14	0.0	0	0	0	0	0	0.0	0	0
10/4 vs. JAX	1	1	12	9	21	0.0	0	0	0	0	0	0.0	0	0
10/8 @ HOU	1	1	7	7	14	0.0	0	0	0	0	0	0.0	0	0
10/18 vs. NE														
10/25 vs. NO														
11/2 @ CAR														
11/8 vs. DEN														
11/22 @ ATL														
11/29 vs. TB														
12/6 @ PIT														
12/13 @ JAX														
12/20 vs. HOU														
12/27 @ MIA														
1/3 vs. TEN														
2015 TOTALS	5	5	43	28	71	0.0	0	1	0	0	0	0.0	0	0

CAREER REGULAR SEASON STATISTICS

Year	GP	GS	Solo	Asst.	Total	Sacks	PD	FF	FR	INT	Yds	Avg.	LG	TD
2015 IND	5	5	43	28	71	0.0	0	1	0	0	0	0.0	0	0
2014 IND	16	16	111	73	184	4.0	1	1	4	0	0	0.0	0	1
2013 CLE	16	16	92	50	143	1.5	7	1	1	1	0	0.0	0	0
2012 CLE	16	16	64	55	119	3.5	7	2	2	2	31	15.5	27t	1
2011 CLE	16	16	116	42	158	3.5	3	1	3	1	24	24.0	24	0
2010 CLE	INJURED RESERVE													
2009 CLE	6	6	44	13	57	0.0	2	1	0	0	0	0.0	0	0
2008 CLE	16	16	114	77	191	2.0	6	0	0	3	29.0	9.7	16	0
2007 CLE	14	13	78	33	111	1.0	3	0	1	1	1	1.0	1	0
2006 CLE	13	13	58	54	112	0.0	0	0	0	0	0	0.0	0	0
TOTAL	118	117	720	425	1146	15.5	29	7	11	8	85	10.6	27t	2


CAREER POSTSEASON STATISTICS

Year	GP	GS	Solo	Asst.	Total	Sacks	PD	FF	FR	INT	Yds	Avg.	LG	TD
2014 IND	3	3	20	13	33	0.0	2	0	0	1	6	6.0	6	0
TOTAL	3	3	20	13	33	0.0	2	0	0	1	6	6.0	6	0

ADDITIONAL STATISTICS: Returned an interception 27 yards for a touchdown vs. Philadelphia (9/9/12).


Recovered a fumble and returned it 35 yards for a touchdown vs.

Washington (11/30/14).



ANDRE JOHNSON

81 WIDE RECEIVER
6-3 229 MIAMI (FL)



NFL Exp: 13 (1st Year with Colts)
How Acquired: FA – 2015

Born: 7/11/81
GP/GS (Postseason): 174/174 (4/4)

CAREER TRANSACTIONS:

- Signed by the Colts as a free agent on March 11, 2015.
- Released by the Houston Texans on March 9, 2015.
- Selected by the Texans in the first round (third overall) of the 2003 NFL Draft.

PRO CAREER:

- Is a seven-time Pro Bowler (2004, 2006, 2008, 2009, 2010, 2012 and 2013), two-time Associated Press First Team NFL All-Pro choice (2008 and 2009) and two-time Associated Press Second Team NFL All-Pro selection (2006 and 2012).
- Is the Texans all-time leading receiver with 1,012 receptions for 13,597 yards and 64 touchdowns in 12 seasons.
- Ranks eighth all-time in receptions and 12th in receiving yards.
- Led the NFL in receptions in 2006 with 103 and again in 2008 with a career-high 115.
- Led the NFL in receiving yards in 2008 with 1,575 and in 2009 with 1,569.
- Is one-of-three players in modern NFL history to lead the league in receiving in back-to-back years.
- Is one-of-three receivers to surpass 1,500 yards receiving in consecutive years.
- Is a one-of-two players (Marvin Harrison) to record four seasons of 100-plus receptions and 1,400-plus yards.
- Gained 461 yards receiving in two games (against Jacksonville, 11/17/12 and at Detroit, 11/22/12), the third-highest total in NFL history by a player in consecutive games.
- Became the second-fastest player to reach 1,000 catches in NFL history, doing so in his 168th career game, trailing only Marvin Harrison who reached the mark in 167 games.
- Was also the second-fastest to reach 800 catches in NFL history (137 games), the second-fastest player to reach 700 receptions (120 games) and the third-fastest to 600 receptions (104) and 500 receptions (88).
- Tied for the second-fastest player in NFL history to reach 13,000 receiving yards (160 games) and 12,000 receiving yards (146 games). Was the third-fastest player to surpass 11,000 receiving yards (136), the sixth-fastest player to reach 10,000 receiving yards (128 games) and 9,000 receiving yards (114) the eighth-fastest to 8,000 receiving yards (104) and is tied for the seventh-fastest to 7,000 receiving yards (93).
- He has 51 career 100-yard games (fifth all-time).
- He has the most starts and games played in Texans franchise history (169).
- He holds the NFL record with 21 career games with 10-or-more receptions and 100-or-more receiving yards.
- Has 10 games with at least 10 receptions and 150 yards receiving, tied with Pro Football Hall of Famer Jerry Rice for the most in NFL history.

2015 (COLTS):

- In a Week 1 loss at Buffalo, started at wide receiver in his Colts debut and finished with four catches for 24 yards and a long gain of nine yards.
- Started at wide receiver in a Week 2 loss against the New York Jets (9/21) and caught three passes for 27 yards.
- In a Week 3 victory at Tennessee (9/27) started at wide receiver, but did not catch a pass. He ended a streak of 135 consecutive games with at least one reception dating back to Nov. 6, 2005.
- Started at wide receiver in a Week 4 win against Jacksonville (10/4), but did not finish with a catch.
- Finished with six catches for 77 yards and two touchdowns starting at wide receiver in a Week 5 victory at Houston (10/8). With six receptions, passed Isaac Bruce for the eighth-most catches in NFL history. Caught two touchdown receptions, marking the 11th multiple-touchdown game of his career and the first since Nov. 10, 2013 at Arizona.

QUICK HITS

In 12 seasons with the Houston Texans, Johnson became the team's all-time leading receiver with 1,012 receptions for 13,597 yards and 64 touchdowns. He led the NFL in receiving in 2008 (1,575) and 2009 (1,569).

Currently, Johnson ranks eighth in the NFL in receptions (1,025) and 12th in receiving yards (13,725). His 51 career 100-yard receiving games ranks fifth in league history.

2014 (TEXANS):

- Started all 15 games he played in and totaled 85 receptions for 936 yards and three touchdowns.
- Posted his seventh season with at least 80 receptions. He is the 11th player in NFL history with at least seven seasons of 80-or-more catches.
- He has more 100-yard receiving games (51) than any other active player and is tied with Terrell Owens for the fourth-most in NFL history.
- Hauled in six passes for 93 yards in Week 1 against Washington (9/7).
- Caught six passes for 74 yards in Week 2 at Oakland (9/14).
- Caught six passes for 71 yards in Week 4 against Buffalo (9/28).
- Became the second-fastest player in NFL history to reach 950 career receptions in Week 5 at Dallas (10/5). Reached the mark in his 159th career game, one game shy of Marvin Harrison, who reached the milestone in his 158th career game. Moved into 11th place on the all-time receptions list. Passed Andre Reed (951 from 1985-00). Finished the game with five receptions for 58 yards.
- Became the second-fastest player in NFL history to surpass 13,000 yards receiving in his career on a nine-yard pass from Ryan Fitzpatrick in the second quarter against Indianapolis (10/9), doing so in his 160th career game. Only Hall of Famer Jerry Rice reached the milestone faster, doing so in 154 games. Became the 15th player in NFL history to surpass 13,000 receiving yards. Finished the game with seven catches for 99 yards and his first touchdown of the season.
- Moved past Steve Largent (13,089 yards) into 14th place on the all-time receiving yards list with a 24-yard reception in the fourth quarter at Pittsburgh (10/20). Finished the game with five receptions for 77 yards.
- Moved past Andre Reed (13,198) into 13th on the all-time receiving yards list and finished with a team-high seven catches for 55 yards at Tennessee (10/26) in Week 8.
- Extended his streak of consecutive games with a reception to 127 and finished with 12 yards on two catches against Philadelphia (11/2) in Week 9.

SINGLE-GAME HIGHS

Rec: 14 vs. JAX (11/18/12)
Yards: 273 vs. JAX (11/18/12)
TDs: 3 vs. IND (11/3/13)
LG: 77t vs. KC (9/9/07)
Rush: 2, four times (Last: at PHI 12/2/10)
Yards: 18 vs. BUF (11/19/06)
TDs: 0
LG: 18 vs. BUF (11/19/06)

- Tied Randy Moss for 10th on the all-time receptions list with his seventh reception of the game and finished with seven catches for 68 yards at Cleveland (11/16) in Week 11.
- Passed Randy Moss (982) for 10th on the all-time receptions list with a 14-yard reception at 9:01 of the first quarter vs. Cincinnati (11/23).
- Had seven receptions for 53 yards and a touchdown against Tennessee (11/30) in Week 13. Tied Arian Foster as the franchise all-time leader with 63 career touchdowns.
- Passed Torry Holt (13,381) for 12th on the all-time yards receiving list on a 19-yard reception in the first half at Jacksonville (12/7). Caught four passes for 17 yards.
- Became the 10th player in NFL history with 1,000 career receptions and became the second-fastest player to reach the mark (168 games) against Baltimore (12/21) in Week 16. Passed Hines Ward (1,000) for ninth on the all-time receptions list. Hauled in six catches for 65 yards, including a season-long 35-yard catch on the opening drive.
- Had 100 receiving yards in a game for the first in this season and 51st time in his career against Jacksonville (12/28) in Week 17. Finished with 10 receptions for 134 yards and a touchdown. Has more 100-yard receiving games than any other active player and tied Terrell Owens for the fourth-most in NFL history. Extended his NFL record of games with at least 10 catches and 100 yards to 21.

2013 (TEXANS):

- Started in all 16 games and finished with 109 receptions (third in NFL) for 1,407 yards receiving (seventh in NFL) and five touchdowns to earn his seventh career Pro Bowl selection and fourth Team MVP election by his teammates.
- Recorded 12 receptions for 146 yards, his 18th game with at least 10 receptions and 100 yards receiving (most in NFL history) at San Diego (9/9) in Week 1.
- Registered eight receptions for 76 yards against Tennessee (9/15) in Week 2.
- Caught nine receptions for 110 yards, his 46th 100-yard receiving game against Seattle (9/29) in Week 3.
- Recorded nine receptions for 229 yards (25.4 avg.) and a career and franchise-high three touchdowns against Indianapolis (11/3) in Week 9. Also tied for second-fastest player to reach 12,000 yards receiving (146 games). It was also his third career 200-yard receiving game and his 47th 100-yard game.
- Hauled in five receptions for 37 yards and two touchdowns in Week 10 at Arizona (11/10).
- Caught 10 passes for 116 yards against Oakland (11/17) in Week 11.
- Surpassed the 1,000-yard mark on the season for the seventh time in his career on two receptions for 36 yards against Jacksonville in Week 12.
- Recorded eight receptions for 121 yards to become the second-fastest and 15th overall player in NFL history to reach 900 career receptions against New England (12/1) in Week 13.
- Caught a season-high 13 receptions for 154 yards at Jacksonville (12/5) in Week 14 and tied Jerry Rice for most games in NFL history with at least 10 catches and 150 yards receiving (10).
- Eclipsed the 100-reception mark for the fifth time in his career, tying the NFL record with most 100-reception seasons, with four catches for 63 yards (15.8 avg.) against Denver (12/22) in Week 16.
- Caught six passes for 49 yards at Tennessee (12/29) in Week 17 to surpass 1,400 yards for the season and join Marvin Harrison as the only other player in NFL history to record four seasons of 100-plus receptions and 1,400-plus yards.

2012 (TEXANS):

- Started all 16 games and set a career-high in receiving yardage, finishing second in NFL with 1,598 yards, while his 112 receptions were the second-most of his career.
- Joined Jerry Rice (four) and Marvin Harrison (three) as the only players in NFL history to surpass 1,500 yards receiving three or more times in a career.
- Named an offensive team captain for 2012.
- Earned Second Team All-Pro honors and was named to his sixth Pro Bowl.
- Had eight receptions for 119 yards and a touchdown in the season opener against Miami (9/9).
- Had a 60-yard reception for a first quarter touchdown and a crucial

- fourth-quarter third-down catch to clinch the victory at Denver (9/23).
- Surpassed 10,000 career yards receiving on his seventh catch of the game against Green Bay (10/14).
- Led the team with nine receptions for 86 yards against Baltimore (10/21).
- Caught eight passes for 118 yards against Buffalo (11/4), surpassing 100 yards receiving for the 40th time in his career.
- Set career highs and franchise records, catching 14 passes for 273 yards including the game-winning 48-yard touchdown score in overtime against Jacksonville (11/18).
- Surpassed 1,000 yards receiving for the sixth time in his career, catching nine passes for 188 yards at Detroit (11/22).
- Named AFC Offensive Player of the Month for the month of November.
- Caught eight passes for 95 yards at New England (12/10).
- Led Texans receivers with 11 receptions for 151 yards and a touchdown against Indianapolis (12/16).
- Had a team-high 97 yards receiving on seven receptions against Minnesota (12/23).
- Led Texans receivers with 12 receptions for 141 yards at Indianapolis (12/30).
- Caught four passes for 62 yards in the AFC Wild Card Playoff against Cincinnati (1/5/13).
- Had nine receptions for 95 yards in AFC Divisional Playoff at New England (1/13/13).

2011 (TEXANS):

- Named a team captain for 2011 and finished with 33 receptions for 492 yards and two touchdowns, starting in seven games.
- Inactive for nine games due to a hamstring injury.
- Led all Texans receivers with seven receptions for 95 yards and a touchdown against Indianapolis (9/11).
- Caught seven passes for 93 yards including a 23-yard fourth quarter touchdown to put the game out of reach at Miami (9/18).
- Posted seven receptions for 128 yards at New Orleans (9/25).
- Caught four passes for 36 yards before leaving with a hamstring injury against Pittsburgh (10/2).
- Returned to the lineup and caught two passes for 22 yards, including the 700th of his career on an eight-yard reception in the third quarter at Jacksonville (11/27).
- Led all Texans receivers with four receptions for 97 yards before leaving the game due to a hamstring injury against Atlanta (12/4).
- Returned to action in the season finale, catching two passes for 21 yards against Tennessee (1/1/12).
- Made his postseason debut after having more career receptions (706) and receiving yards (9,656) than any player in NFL history to have not played in the playoffs.
- Caught five passes for a game-high 90 yards and a 40-yard touchdown in AFC Wild Card Playoff against Cincinnati (1/7/12).
- Recorded eight receptions for 111 yards in AFC Divisional Playoff at Baltimore (1/15/12).
- Finished the postseason with 13 receptions for 201 yards and a touchdown.



GETTING TO KNOW ANDRE JOHNSON

Favorite team and/or athlete outside of football: Miami Heat/LeBron James

Favorite musician and/or song: Jay-Z

Favorite food: Seafood

Favorite vacation spot: Jamaica

2010 (TEXANS):

- Started all 13 games he played in and recorded his third consecutive 1,000-yard season, finishing with 1,216 yards on 86 receptions and eight touchdowns.
- Earned his fifth Pro Bowl selection, but did not play due to injury.
- Led the team in receiving with 12 receptions for 158 yards and a crucial fourth-quarter touchdown at Washington (9/19).
- Led the offense with five receptions for 95 yards including a long of 48-yard against the New York Giants (10/10).
- Caught eight passes for 138 yards and the game-winning touchdown against Kansas City (10/17).
- Caught seven passes for 106 yards and a touchdown at Indianapolis (11/1).
- Led all Texans receivers with nine receptions for 146 yards and a touchdown at Jacksonville (11/14).
- Became the first player in NFL history to catch 60 passes in each of his first eight seasons when he caught nine passes for 56 yards and a touchdown against Tennessee (11/28).
- Led Texans receivers with six receptions for 149 yards at Philadelphia (12/2).
- Caught nine passes for his second straight 140-yard game and scored two touchdowns against Baltimore (12/13).
- Caught the 50th touchdown of his career as one of his six receptions resulting in a total of 58 yards at Tennessee (12/19).

2009 (TEXANS):

- Started all 16 games and earned First Team All-Pro honors for the second consecutive year and was named to the Pro Bowl for the fourth time.
- Started all 16 games for the second consecutive season and led the NFL with 1,569 yards receiving on 101 receptions while also scoring a career-high nine touchdowns.
- Registered his third career 100-catch season and his fourth 1,000-yard season.
- Caught three passes for 71 yards and a touchdown for the AFC in the Pro Bowl.
- Tied a career-high with two touchdown receptions and caught 10 passes for 149 yards at Tennessee (9/20), including the 500th reception of his career, making him the second-fastest player to reach 500 receptions.
- Had eight receptions for 101 yards and two touchdowns at Arizona (10/11).
- Had his second consecutive 100-yard game at Cincinnati (10/18) with 135 yards on eight receptions.
- Caught seven passes for 99 yards and his sixth touchdown of the season at Jacksonville (12/6).
- Caught 11 passes for 193 yards and two touchdowns against Seattle (12/13), including a 64-yard touchdown reception on the game's very first play.
- Caught nine passes for 196 yards at St. Louis (12/20) becoming only the second player in NFL history to have back-to-back 190-yard games.
- Became only the second player in NFL history to have back-to-back seasons with 1,500 yards receiving when he caught five passes for 71 yards and a career high ninth touchdown of the season at Miami (12/27).

2008 (TEXANS):

- Started all 16 games and earned First Team All-Pro recognition along with being named to his third Pro Bowl.
- Led the league in both receptions (115) and yards (1,575).
- His 115 receptions were the third-most in the NFL since 2000.
- Caught 10-or-more passes in seven games, the most by a receiver in a single season in NFL history and recorded eight 100-yard games.
- Topped 100 yards receiving in four consecutive games in the month of October while catching 10-or-more passes in four-straight games for the first time in his career.
- His 41 catches in October were the second-most by an NFL receiver in that month since the AFL-NFL merger in 1970.
- Caught 10 passes for 112 yards at Pittsburgh (9/7), marking his third-straight season opener with 100 yards.
- Caught 10 passes for 178 yards and one touchdown against Miami (10/12), including the 400th reception of his career on a four-yard gain in the second quarter.
- Posted his third consecutive 100-yard game and fourth of the season against Detroit (10/19) with 141 yards on 11 catches.
- Recorded his fourth consecutive 100-yard game and fifth of the season against Cincinnati (10/26) with 11 receptions for 143 yards.
- Caught 10 passes for 116 yards at Cleveland (11/23).
- Surpassed Domanick Williams for the franchise record for career touchdowns with his 29th while making seven receptions for 75 yards

against Jacksonville (12/1).

- Topped 6,000 career receiving yards with an 11-yard touchdown catch in the fourth quarter at Green Bay (12/7).
- Finished with 11 receptions for a then franchise-record 207 receiving yards against Tennessee (12/14).
- Caught 10 passes for 148 yards and two touchdowns against Chicago (12/28).

2007 (TEXANS):

- Started in nine games and missed seven games with a knee injury and amassed 60 receptions for 851 yards and eight touchdowns for the season.
- Had a career-long 77-yard touchdown catch in the opener against Kansas City (9/9).
- Registered seven receptions for 120 yards and two touchdowns at Carolina (9/16).
- Was inactive the next seven games with a knee injury.
- Returned to action and recorded six receptions for 120 yards, including a 73-yard touchdown catch against New Orleans (11/18).
- Recorded his fourth 100-yard game of the season with nine receptions for 116 yards and a 28-yard touchdown catch at Tennessee (12/2).
- Caught his seventh touchdown of the season, along with six receptions for 86 yards against Denver (12/13).
- Had seven catches for 74 yards and his eighth touchdown of the season at Indianapolis (12/23).

2006 (TEXANS):

- Started all 16 games and led the league with 103 receptions and had 1,147 yards receiving.
- Tied for the team lead with five touchdown catches.
- His 65 catches in the first eight games of the season ranked as the third-most in NFL history.
- Caught six passes for 101 yards against Philadelphia (9/10).
- Had season highs of 11 receptions for 152 yards and his 53-yard reception in the first quarter set up Houston's first score against Washington (9/24).
- Earned AFC Player of the Week honors with a nine-catch, 101-yard performance against Miami (10/1).
- Made a 17-yard reception inside the last two minutes to set up Kris Brown's 48-yard field goal as time expired to give Houston the 27-24 win against Indianapolis (12/24).

2005 (TEXANS):

- Started 13 games, missing three with a calf injury.
- Made 63 catches for 688 yards and two touchdowns.
- Was inactive due to injury at Seattle (10/16), against Indianapolis (10/23) and against Cleveland (10/30).
- Had nine catches for 91 yards to lead the Texans in his first game back from a calf injury at Jacksonville (11/6).
- Matched a single-game-high 12 receptions for a season-high 159 yards and one score against St. Louis (11/27).
- Caught seven passes for 119 yards, including a season-long 53-yard touchdown catch against Jacksonville (12/24).

2004 (TEXANS):

- Started all 16 games, leading club in receptions (79), receiving yards (1,142), touchdown receptions (six) and had four 100-yard receiving games, breaking his own record (three, 2003).
- Was selected to his first Pro Bowl.
- Was the second-youngest member of AFC Pro Bowl squad (LB Terrell Suggs, Ravens) and the youngest AFC offensive selection.
- Paced the team with six catches for 115 yards and a score, helping the Texans win consecutive games for the first time against Oakland (10/3).
- Set team and personal marks with 12 catches for 170 yards and also made two touchdown receptions against Minnesota (10/10).
- Hauled in six passes for 107 yards including a 49-yarder against Green Bay (11/21).
- Posted seven receptions for 125 yards at the New York Jets (12/5), becoming the first Texans receiver to eclipse the 1,000-yard receiving mark in a season.

2003 (TEXANS):

- Started all 16 games, recording at least one catch in each contest.
- Led the Texans with 66 catches for 976 yards (14.8 avg.) and four touchdowns.
- Named NFL Rookie of the Week twice after his performances in Week 4 and Week 11.
- Made his NFL debut in a season-opening win at Miami (9/7), snagging a team-high six receptions for 76 yards.
- Caught a game-high seven passes for 102 yards and scored first two

career touchdowns, tying the club's single-game record against Kansas City (9/21).

- Made four receptions for a season-best 122 yards (30.5 avg.) in win at Buffalo (11/16).
- Posted his third 100-yard receiving game of the season when he caught five balls for a game-high 108 yards against Tennessee (12/21).

COLLEGE:

- Amassed 92 receptions for 1,831 yards (19.9 avg.) and 20 touchdowns in three seasons at Miami (Fla.) ranking fifth on the school's all-time receiving yards list.
- Added 11 receptions for 253 yards and two touchdowns in two bowl games.
- Only Michael Irvin (26) and Lamar Thomas (23) had more career touchdown grabs at Miami.
- Earned First Team All-Big East honors and Third Team Associated Press All-America honors as a sophomore.
- Became just the second Hurricane player to crack the single-season

1,000-yard receiving barrier (Eddie Brown, 1,114 yards, 1984) during his junior season.

- Helped Miami win their first national title in 10 years as a sophomore, catching 37 passes for 682 yards (18.4 avg.) and career-best 10 touchdowns.
- Was the 2002 Rose Bowl Co-Player of the Game when he caught seven passes for 199 yards and two touchdowns.
- Also an elite collegiate sprinter, winning 2002 Big East Conference titles in the indoor 60 meter and outdoor 100 meter.

PERSONAL:

- Was a Parade All-America selection as a senior at Miami (Fla.) Senior High School where he caught 31 passes for 908 yards and 15 touchdowns in his senior season for the Stingarees.
- Also lettered in track and basketball.
- Served as the Grand Marshal of the 2012 Houston Livestock and Rodeo Show Downtown Parade.
- A native of Miami.

2015 GAME-BY-GAME STATISTICS

Date/Opp.	RECEIVING							RUSHING						
	GP	GS	No.	Yards	Avg.	LG	TD	No.	Yards	Avg.	LG	TD		
9/13 @ BUF	1	1	4	24	6.0	9	0	0	0	0.0	0	0		
9/21 vs. NYJ	1	1	3	27	9.0	12	0	0	0	0.0	0	0		
9/27 @ TEN	1	1	0	0	0.0	0	0	0	0	0.0	0	0		
10/4 vs. JAX	1	1	0	0	0.0	0	0	0	0	0.0	0	0		
10/8 @ HOU	1	1	6	77	12.8	24	2	0	0	0.0	0	0		
10/18 vs. NE														
10/25 vs. NO														
11/2 @ CAR														
11/8 vs. DEN														
11/22 @ ATL														
11/29 vs. TB														
12/6 @ PIT														
12/13 @ JAX														
12/20 vs. HOU														
12/27 @ MIA														
1/3 vs. TEN														
2015 TOTALS	5	5	13	128	9.8	24	2	0	0	0.0	0	0		

CAREER REGULAR SEASON STATISTICS

Year	RECEIVING							RUSHING						
	GP	GS	No.	Yards	Avg.	LG	TD	No.	Yards	Avg.	LG	TD		
2015 IND	5	5	13	128	9.8	24	2	0	0	0.0	0	0		
2014 HOU	15	15	85	936	11.0	35	3	0	0	0.0	0	0		
2013 HOU	16	16	109	1,407	12.9	62t	5	0	0	0.0	0	0		
2012 HOU	16	16	112	1,598	14.3	60t	4	0	0	0.0	0	0		
2011 HOU	7	7	33	492	14.9	50	2	1	8	8.0	8	0		
2010 HOU	13	13	86	1,216	14.1	60	8	2	10	5.0	7	0		
2009 HOU	16	16	101	1,569	15.5	72t	9	2	10	5.0	7	0		
2008 HOU	16	16	115	1,575	13.7	65	8	0	0	0.0	0	0		
2007 HOU	9	9	60	851	14.2	77t	8	0	0	0.0	0	0		
2006 HOU	16	16	103	1,147	11.1	53	5	3	14	4.7	18	0		
2005 HOU	13	13	63	688	10.9	53t	2	6	10	1.7	5	0		
2004 HOU	16	16	79	1,142	14.5	54t	6	4	12	3.0	14	0		
2003 HOU	16	16	66	976	14.8	46t	4	5	-10	-2.0	11	0		
TOTAL	174	174	1,025	13,725	13.4	77t	66	23	54	2.3	18	0		

CAREER POSTSEASON STATISTICS


Year	RECEIVING							RUSHING						
	GP	GS	No.	Yards	Avg.	LG	TD	No.	Yards	Avg.	LG	TD		
2012 HOU	2	2	12	157	13.1	22	0	0	0	0.0	0	0		
2011 HOU	2	2	13	201	15.5	40t	1	0	0	0.0	0	0		
TOTAL	4	4	25	358	14.3	40t	1	0	0	0.0	0	0		



ARTHUR JONES

97 DEFENSIVE TACKLE

6-3 320 SYRACUSE



NFL Exp: 6 (2nd Year with Colts)
How Acquired: UFA – 2014 (BAL)

Born: 6/3/86
GP/GS (Postseason): 55/23 (9/5)

CAREER TRANSACTIONS:

- Signed by the Colts as an unrestricted free agent on March 13, 2014.
- Originally selected by the Baltimore Ravens in the fifth round (157th overall) of the 2010 NFL Draft.

PRO CAREER:

- Established a career-high 53 tackles in 2013 and a career-best 4.5 sacks in 2012.
- Recorded a career-high 2.0 sacks in a 16-13 overtime victory at San Diego on November 25, 2012.
- Finished with 1.0 sack in the Super Bowl XLVII victory against San Francisco on February 3, 2013.

2015 (COLTS):

- Placed on Injured Reserve on September 5.

2014 (COLTS):

- Competed in nine games (three starts) and totaled 24 tackles (14 solo), 1.5 sacks and one forced fumble. Started all three postseason contests and notched 12 tackles (six solo).
- Made his Colts debut starting at defensive tackle in the regular season opener at Denver (9/7). Tallied one tackle in the contest.
- In his 50th career game, recorded one tackle and one forced fumble in a Week 12 victory against Jacksonville (11/23). The forced fumble was his first of the season and the second of his career.
- In a Week 13 win against Washington (11/30), registered five tackles and split a sack with outside linebacker Jonathan Newsome in the first quarter. The sack led to a Redskins punt.
- Contributed with three tackles and one quarterback hit in a Week 14 victory at Cleveland (12/7). Was part of a defense that held the Browns to 248 net yards.
- Tallied five tackles (two solo) and one quarterback hit in a Week 15 win against Houston (12/14). Helped to limit the Texans to 289 net yards of offense.
- Started at defensive tackle in a Week 16 loss at Dallas (12/21) and totaled six tackles and 1.0 sack. Logged his first full sack as a member of the Colts when he brought down Tony Romo on Dallas' opening possession of the second half. The takedown forced a Dallas 52-yard field goal attempt that sailed wide right.
- In a Week 17 victory at Tennessee (12/28), started at defensive tackle and recorded one tackle for loss. Was part of a defense that held the Titans to 192 net yards.
- Started at defensive tackle in the team's AFC Wild Card Playoff victory against Cincinnati (1/4/15) and posted four tackles.
- In the team's AFC Divisional Playoff win at Denver (1/11/15), started at defensive tackle and totaled four stops and one quarterback hit. Was part of a defensive unit that held the Broncos to 288 net yards.
- Started at defensive tackle in an AFC Championship Game loss at New England (1/18/15) and finished with four tackles.

2013 (RAVENS):

- Started a career-best 13-of-14 games and totaled a career-high 53 tackles (27 solo) and 4.0 sacks.
- Notched three tackles and 1.0 sack for a defense that did not allow a touchdown in a Week 2 victory against Cleveland (9/15).
- Posted three stops and 1.0 sack as the Ravens did not allow a touchdown for the second consecutive week in a Week 3 win against Houston (9/22).
- Started and established career highs in tackles (eight) and solo stops (six) in Week 4 at Buffalo (9/29).
- Tallied three tackles and 1.0 sack against Green Bay (10/13) in Week 6.
- Started and posted four tackles and 1.0 sack in a 20-17 overtime victory against Cincinnati (11/10) in Week 10.
- Tied a career-high with eight tackles in Week 16 against New England (12/22).

QUICK HITS

With the Baltimore Ravens in 2012, Jones started in a Super Bowl XLVII win against San Francisco and contributed with 1.0 sack and a fumble recovery. The recovery led to a Ravens touchdown in the second quarter.

2012 (RAVENS):

- Competed in all 16 games (six starts) and finished with 47 tackles (27 solo), a career-high 4.5 sacks and one forced fumble.
- Saw action in all four postseason games (two starts) and finished with nine tackles, 1.0 sack and a team-leading two fumble recoveries for a defense that forced 10 turnovers in four playoff contests.
- Posted three tackles and his first career forced fumble for a defense that forced four turnovers in Week 5 at Kansas City (10/7).
- Started and produced a then-career-high six tackles in Week 7 at Houston (10/21).
- Registered five tackles and his first career sack (finishing the game with a career-high 2.0 sacks) in a 16-13 overtime victory at San Diego (11/25) in Week 12.
- Notched four tackles and 1.5 sacks at Washington (12/9) in Week 14.
- Started and tallied two solo tackles, including a sack and added a fumble recovery, which led to a Ravens touchdown in a 34-31 Super Bowl XLVII win against San Francisco (2/3/13).

2011 (RAVENS):

- In 14 games (one start), tallied 18 tackles (12 solo) for a defense that ranked third in the NFL in yards per game allowed (288.9). The Ravens were also second against the run allowing 92.6 yards per game while ranking first in red zone defense.
- Played in both playoff games, netting one tackle for a team that forced seven turnovers during the postseason.
- Recorded his first career tackle, finishing the game with two stops in Week 2 at Tennessee (9/18).
- Registered one solo tackle for a defense that forced four turnovers and tied an NFL record with three defensive touchdowns in a 34-17 win in Week 4 against the New York Jets (10/2).
- Recorded two tackles for a defense that held the Jaguars to 205 total yards in Week 7 at Jacksonville (10/24).
- Produced four tackles (three solo) in Week 10 at Seattle (11/13).
- Started his first career game and had a solo tackle in Week 16 against Cleveland (12/24).

2010 (RAVENS):

- Played in two games on the defensive line and special teams.
- Saw action in his first career NFL game in a 17-10 win against Tampa Bay (11/28).

COLLEGE:

- Was a four-year letterman who started 32-of-44 career games at Syracuse and totaled 145 tackles (85 solo), 38.5 tackles for loss, 6.5

SINGLE-GAME HIGHS

Tackles: 8, two times (Last: vs. NE 12/22/13)
Sacks: 2.0 at SD (11/25/12)
FF: 1, two times (Last: vs. JAX 11/23/14)
FR: 0
INT: 0
PD: 0

sacks and four fumble recoveries.

- His 38.5 career tackles for loss are the most in Syracuse history by an interior defensive lineman and rank third on the school's career record list.
- Was elected a team captain as a senior in 2009 and contributed with 19 tackles (12 solo), seven tackles for loss, 1.5 sacks and two fumble recoveries.
- Earned First Team All-Big East honors as a junior in 2008 and recorded 60 tackles, 3.5 sacks and one fumble recovery.
- As a sophomore in 2007, garnered ECAC All-Star honors and Second Team All-Big East accolades as he totaled SU's third-most tackles for loss (17.5) in a single season.
- Totaled 15 tackles and a half of a sack as a redshirt freshman in 2006.

PERSONAL:

- Attended Union Endicott (N.Y.) High School and was ranked as the No. 18 prospect in New York by *SuperPrep* his senior season.
- Played in the 2005 Governor's Bowl (N.Y. vs. N.J. All-Star game) after posting 64 tackles, 6.0 sacks and one fumble recovery as a senior.
- Was a heavyweight wrestler who won the New York State Championship in 2003 and 2005 and was the runner-up in 2004.
- Has two brothers, Chandler (who was selected in the first-round of the 2012 NFL Draft by New England) and Jon, a UFC Champion, whose nickname is "Bones."
- Supported Ravens players and team events, including the inaugural 2012 Ravens Beach Bash, Goodwill Gridiron Halloween Party (2011), Hispanic Heritage Month/Worldwide Day of Play football clinic and A Purple Evening, the annual women's event at M&T Bank Stadium.
- Supported troops at the Ft. Meade blood drive in September of 2011.
- In May of 2012, participated in the Fiesta 5K, a race supporting ALS research.
- During the holidays, Jones visited critically ill children in the hospital and led a toy drive to benefit St. Vincent's Villa, a home for children with severe emotional and behavioral difficulties.
- Supported the American Diabetes Association by recording a PSA to raise awareness for the cause.
- Serves as a Colts Community Ticket Block sponsor.
- Earned his degree in communication and rhetorical studies from Syracuse in 2009.
- A native of Rochester, N.Y.



GETTING TO KNOW ARTHUR JONES

Favorite team and/or athlete outside of football: Jon "Bones" Jones
#TEAMJones

Hobbies outside of football: Fishing and hunting

What is something interesting about you that most people may not know: I have five Presa Canarios (dogs)

Favorite food: Everything

Favorite vacation spot: Las Vegas

If you could have lunch with three people, living or dead, who would they be: Bruce Lee, Michael Jordan and T.I.

Favorite movie: *Taken*

What's the one thing you couldn't live without: My kids

CAREER REGULAR SEASON STATISTICS

Year	GP	GS	Solo	Asst.	Total	Sacks	PD	FF	FR	INT	Yds	Avg.	LG	TD
2015 IND	INJURED RESERVE													
2014 IND	9	3	14	10	24	1.5	0	1	0	0	0	0.0	0	0
2013 BAL	14	13	27	26	53	4.0	0	0	0	0	0	0.0	0	0
2012 BAL	16	6	27	20	47	4.5	0	1	0	0	0	0.0	0	0
2011 BAL	14	1	12	6	18	0.0	0	0	0	0	0	0.0	0	0
2010 BAL	2	0	0	0	0	0.0	0	0	0	0	0	0.0	0	0
TOTAL	55	23	80	62	142	10.0	0	2	0	0	0	0.0	0	0

CAREER POSTSEASON STATISTICS


Year	GP	GS	Solo	Asst.	Total	Sacks	PD	FF	FR	INT	Yds	Avg.	LG	TD
2014 IND	3	3	6	6	12	0.0	0	0	0	0	0	0.0	0	0
2012 BAL	4	2	5	4	9	1.0	0	0	2	0	0	0.0	0	0
2011 BAL	2	0	0	1	1	0.0	0	0	0	0	0	0.0	0	0
2010 BAL	INACTIVE													
TOTAL	9	5	11	11	22	1.0	0	0	2	0	0	0.0	0	0



ZACH KERR

94 NOSE TACKLE

6-2 334 DELAWARE



NFL Exp: 2 (2nd Year with Colts)

Born: 8/29/90

How Acquired: FA – 2014

GP/GS (Postseason): 16/0 (0/0)

CAREER TRANSACTIONS:

- Signed by the Colts as an undrafted free agent on May 16, 2014.

2015 (COLTS):

- In a Week 1 loss at Buffalo (9/13), totaled two tackles (one solo).
- Listed as inactive for a Week 2 loss against the New York Jets (9/21).
- Saw action on the defensive line and on special teams in a Week 3 win at Tennessee (9/27). Finished with two tackles.
- Compiled two tackles in a Week 4 victory against Jacksonville (10/4).
- In a Week 5 win at Houston (10/8), totaled two tackles.

2014 (COLTS):

- Saw action in 12 games as a rookie and compiled 21 tackles (16 solo), 3.0 sacks, one forced fumble and one pass defended. Was inactive for all three postseason games.
- In the Week 1 regular season opener at Denver (9/7), saw extensive playing time at the nose tackle position in his first career NFL contest. Finished the game with two tackles.
- Notched three tackles and one tackle for loss in a Week 3 victory at Jacksonville (9/21).
- In a Week 4 victory against Tennessee (9/28), posted two tackles and contributed with his first career sack in the third quarter. On the play, he corralled Charlie Whitehurst on a third down to force a punt.
- Totaled one tackle, 1.0 sack and one pass defended against Cincinnati (10/19) in a Week 7 victory. The sack came in the fourth quarter on the Bengals last offensive play of the game to help complete the shutout. Was part of a defense that held the Bengals to 135 net yards in the shutout win.
- Finished with three tackles, 1.0 sack and his first career forced fumble in a Week 9 win at the New York Giants (11/3). Was part of a defense that limited the Giants to 89 rushing yards.
- Compiled three tackles in a Week 11 loss against New England (11/16).
- In a Week 15 win against Houston (12/14), finished the contest with three tackles. Was part of a Colts defense that limited the Texans to 289 net yards of offense.

COLLEGE:

- In 2013, finished his senior season at Delaware with 57 tackles (28 solo), 5.5 tackles for loss, 3.5 sacks, four passes defended and two forced fumbles en route to First Team All-Colonial Athletic Association honors.
- Participated in the East-West Shrine game following his senior season.
- Earned Second Team All-CAA honors as a junior after starting all 11 games and leading a defensive front that ranked second in the conference in rushing defense (134.2 yards per game).
- Finished his junior season with 27 tackles (15 solo), 4.5 tackles for loss, 1.0 sack, one interception and two fumble recoveries.
- Played in 25 games over two seasons (2009-2010) at the University of Maryland and registered 23 tackles (eight solo).

PERSONAL:

- Played one season at Fork Union (Va.) Military Academy prep school and was ranked No. 42 nationally among prep school recruits by *Rivals.com*.
- Attended Quince Orchard High School in Gaithersburg, Md. and was named the 11th-ranked player in the state of Maryland by *Rivals.com*.
- Earned all-Met, all-county and all-state honors in both 2006 and 2007.

- Participated in the Colts annual playground build as well as a Play 60 Challenge and a Shop With a Colt event.
- Along with the Colts defensive line, provided pizza, cookies, apparel and a room renovation at Trinity House.
- A native of Virginia Beach, Va.



SINGLE-GAME HIGHS

Tackles: 3, four times (Last vs. HOU 12/14/14)
Sacks: 1.0, three times (Last at NYG 11/3/14)
FF: 1 at NYG (11/3/14)
FR: 0
INT: 0
PD: 1 vs. CIN (10/19/14)



GETTING TO KNOW ZACH KERR

Favorite team and/or athlete outside of football: Mike Tyson

Favorite musician and/or song: Notorious B.I.G.

Hobbies outside of football: Old school cars

Favorite food: Chicken/baked macaroni

If you could have lunch with two people, living or dead, who would they be: My father and Bob Marley

2015 GAME-BY-GAME STATISTICS

Date/Opp.	GP	GS	Solo	Asst.	Total	Sacks	PD	FF	FR	INT	Yds	Avg.	LG	TD
9/13 @ BUF	1	0	1	1	2	0.0	0	0	0	0	0	0.0	0	0
9/21 vs. NYJ	INACTIVE													
9/27 @ TEN	1	0	1	1	2	0.0	0	0	0	0	0	0.0	0	0
10/4 vs. JAX	1	0	2	0	2	0.0	0	0	0	0	0	0.0	0	0
10/8 @ HOU	1	0	1	1	2	0.0	0	0	0	0	0	0.0	0	0
10/18 vs. NE														
10/25 vs. NO														
11/2 @ CAR														
11/8 vs. DEN														
11/22 @ ATL														
11/29 vs. TB														
12/6 @ PIT														
12/13 @ JAX														
12/20 vs. HOU														
12/27 @ MIA														
1/3 vs. TEN														
2015 TOTALS	4	0	5	3	8	0.0	0	0	0	0	0	0.0	0	0

CAREER REGULAR SEASON STATISTICS

Year	GP	GS	Solo	Asst.	Total	Sacks	PD	FF	FR	INT	Yds	Avg.	LG	TD
2015 IND	4	0	5	3	8	0.0	0	0	0	0	0	0.0	0	0
2014 IND	12	0	16	5	21	3.0	1	1	0	0	0	0.0	0	0
TOTAL	16	0	21	8	29	3.0	1	1	0	0	0	0.0	0	0


CAREER POSTSEASON STATISTICS

Year	GP	GS	Solo	Asst.	Total	Sacks	PD	FF	FR	INT	Yds	Avg.	LG	TD
2014 IND	INACTIVE													
TOTAL	0	0	0	0	0	0.0	0	0	0	0	0	0.0	0	0



KENDALL LANGFORD

90 DEFENSIVE END
6-6 305 HAMPTON



NFL Exp: 8 (1st Year with Colts)

How Acquired: FA – 2015

Born: 1/27/86

GP/GS (Postseason): 117/95 (1/1)

CAREER TRANSACTIONS:

- Signed by the Colts as a free agent on March 10, 2015.
- Released by the St. Louis Rams on February 26, 2015.
- Signed as an unrestricted free agent by the Rams on March 17, 2012.
- Selected by the Miami Dolphins in the third round (66th overall) of the 2008 NFL Draft.

PRO CAREER:

- Has played in 117 games with 95 starts on the defensive line.
- His 117 consecutive games played is the longest active streak among NFL defensive ends and defensive tackles.
- In 2013, set single-game highs in sacks (2.0 vs. Tennessee 11/3) and tackles (eight at Houston 10/13). Also set a new single-season career-high in sacks in 2013 (5.0).

2015 (COLTS):

- Started his Colts debut at defensive end in a Week 1 loss at Buffalo (9/13). Compiled four tackles and two tackles for loss.
- In a Week 2 loss against the New York Jets (9/21), started at defensive end and posted three tackles (two solo).
- Totaled two solo stops and one tackle for loss starting at defensive end in a Week 3 victory at Tennessee (9/27).
- Started at defensive end in a Week 4 win against Jacksonville (10/4) and totaled two tackles, 1.0 sack and one pass defended. He recorded his first sack as a member of the Colts and career sack number 16.5 when he dropped Blake Bortles for a nine-yard loss in the second quarter. The sack led to a punt.
- Finished with one tackle starting at defensive end in a Week 5 victory at Houston (10/8).

2014 (RAMS):

- Had 51 tackles (22 solo) and 1.0 sack in 16 games played (four starts).
- Started at defensive tackle in a Week 2 contest at Tampa Bay (9/14) and finished with two tackles and half a sack.
- Notched three tackles against Seattle (10/19), at San Francisco (11/2) and the regular season finale at Seattle (12/28).
- Compiled half of a sack in the regular season finale at Seattle (12/28).

2013 (RAMS):

- Started 16 games and collected 69 tackles (42 solo), 5.0 sacks, and three passes defended.
- Recorded six tackles (two solo), including one tackle for loss against Arizona (9/8).
- Notched 1.0 sack, his first of the season, and pushed his career sack total to 11.0 at Dallas (9/22). Also recorded three tackles (one solo) and three quarterback hurries.
- Recorded a season-high eight tackles (seven solo), including one tackle for loss at Houston (10/13).
- Recorded six tackles (three solo), including one tackle for loss at Carolina (10/20).
- Started at defensive tackle and notched a career-high 2.0 sacks to increase his season total to 3.0 and his career to 13.0 vs. Tennessee (11/3). Also added seven tackles (five solo), including two tackles for loss.
- Sacked quarterback Colin Kaepernick for a six-yard loss at San Francisco (12/1). Also added one solo tackle and one pass defended in the game.
- Started at defensive tackle and recorded three tackles (one solo) with 1.0 sack to increase his single-season career-high (5.0) at Seattle (12/29).

2012 (RAMS):

- Finished first season in St. Louis with 57 tackles, 20 quarterback hurries and eight quarterback hits. Also had 2.0 sacks.
- Started at defensive tackle and recorded a season-high seven solo

QUICK HITS

Currently has a streak of 117 consecutive games played. It is the longest active streak among NFL defensive ends and defensive tackles.

tackles at Chicago (9/23).

- Started at defensive tackle at San Francisco (11/11) and recorded seven tackles (four solo).
- Started at defensive tackle and recorded his first sack of the season at Buffalo (12/9). Also totaled three tackles (two solo).
- Started at defensive tackle recording two tackles with 1.0 sack for a loss of five yards at Tampa Bay (12/23).

2011 (DOLPHINS):

- Was a 12-game starter and recorded 20 tackles (15 solo).
- Tallied three tackles at San Diego (10/2).
- Registered two tackles including one tackle for a loss of six yards and a forced fumble against Denver (10/23).
- Tied a season-high with three tackles at the New York Giants (10/30).
- Had two solo tackles and one pass defended against Buffalo (11/20).

2010 (DOLPHINS):

- Started all 16 regular season games and had 47 tackles, tying for third on the team in sacks (3.0).
- Had five tackles including 1.0 sack at Minnesota (9/19).
- Finished second on the team in tackles with six stops including 1.0 sack against New England (10/4).
- Collected four tackles and one sack-fumble at the New York Jets (12/12). The sack-fumble on quarterback Mark Sanchez was recovered by teammate Quentin Moses and led to the Dolphins only touchdown in the team's 10-6 victory.
- Tallied six tackles and one forced fumble that was recovered by teammate Paul Solia at New England (1/2/11).

2009 (DOLPHINS):

- Played in all 16 games for the second straight season, making 14 starts. Notched 43 tackles and 2.5 sacks.
- Registered four tackles, including 1.0 for an eight-yard loss at San Diego (9/27).
- Recorded one tackle and half a sack at Buffalo (11/29).
- Had three tackles, including 1.0 sack at Tennessee (12/20).
- Recorded a single-season career-high six tackles against Pittsburgh (1/3/10).

2008 (DOLPHINS):

- Played in all 16 games with 13 starts. Tallied 31 tackles and 2.0 sacks in his rookie season.
- Made NFL debut against the New York Jets (9/7) and had three tackles, including a sack of quarterback Brett Favre for a seven-yard loss. Became the first Dolphin rookie to register a sack in a season opening game since Jason Taylor on Aug. 31, 1997 against Indianapolis.

SINGLE-GAME HIGHS

Tackles: 13 at MIN (10/28/07)

Sacks: 2.0 vs. TEN (11/3/13)

FF: 1, four times (Last: vs. DEN 10/23/11)

FR: 0

Int: 0

PD: 2, vs. NYJ (9/26/10)

- Had two tackles and 1.0 sack at Arizona (9/14). He became the first Dolphin rookie to have a sack in each of his first two NFL games since they became an official statistic in 1982.
- At Denver (11/2), was part of a defensive line that helped limit the Broncos to 14 rushing yards, a Dolphin single-game team defensive record.
- Made his playoff debut in a starting role against Baltimore (1/4/09) in the AFC Wild Card Playoffs and had two tackles.

COLLEGE:

- Was a four-year letterman (2004-07) and three-year starter at Hampton.
- Named to the First-Team All-Mid-Eastern Athletic Conference as a sophomore, junior and senior, becoming the school's first defensive lineman to be named first-team all-conference in three consecutive seasons since former Dolphins defensive tackle Ike Readon (1987) was named All-CIAA from 1983-1985.
- Recorded 236 tackles (110 solo) with 23.5 sacks, 56.5 stops for loss and 39 quarterback hurries in his career. Also forced nine fumbles, one in which he recovered and ran back 30 yards for a touchdown, had five passes defended, a 22-yard interception and return for a touchdown and five blocked kicks.
- Started 11 games at right defensive end as a senior in 2007 and led the team with 72 tackles (32 solo) and 12 quarterback hurries. Ranked second on the team with 6.0 sacks and 13.5 tackles for loss. Also forced two fumbles with one pass defended.
- Played in the Senior Bowl and the East-West Shrine Game.
- Started all 12 games as a junior in 2006. Helped the school rank sixth in the nation in scoring defense (14.5 ppg). Led the team's defensive front with 55 tackles (32 solo) and 8.5 sacks. Also had 16 tackles for loss, eight quarterback hurries and two forced fumbles.
- Started all 12 games at left defensive end as a sophomore in 2005. Led a unit which ranked second in the nation in scoring defense. Finished second on the team with 65 tackles (31 solo) and tied for third with 4.5 sacks. His 15.5 tackles for loss led the team. Also registered 12

quarterback hurries, three forced fumbles, two passes defended and two blocked kicks.

- Played in 12 games with three starts as a freshman in 2004 and received freshman All-America honors. Ranked sixth on the team with 44 tackles (15 solo) and finished second with 4.5 sacks and 11.5 tackles for loss. Also had seven quarterback hurries and forced two fumbles.

PERSONAL:

- Attended Petersburg (Va.) High School where he earned first-team all-district and second-team all-metro and all-region honors as a defensive lineman.
- Full name is Kendall Arkel Langford.
- Earned a degree in sports management from Hampton.
- A native of Petersburg, Va.



GETTING TO KNOW KENDALL LANGFORD

Favorite team and/or athlete outside of football: Los Angeles Lakers/ Kobe Bryant

Favorite musician and/or song: Jay-Z

Hobbies outside of football: Spending time with family/friends

Favorite food: Seafood

Favorite movie: *Bad Boys 2*

What's the one thing you couldn't live without: Family

2015 GAME-BY-GAME STATISTICS

Date/Opp.	GP	GS	Solo	Asst.	Total	Sacks	PD	FF	FR	INT	Yds	Avg.	LG	TD
9/13 @ BUF	1	1	3	1	4	0.0	0	0	0	0	0	0.0	0	0
9/21 vs. NYJ	1	1	2	1	3	0.0	0	0	0	0	0	0.0	0	0
9/27 @ TEN	1	1	2	0	2	0.0	0	0	0	0	0	0.0	0	0
10/4 vs. JAX	1	1	2	0	2	1.0	1	0	0	0	0	0.0	0	0
10/8 @ HOU	1	1	1	0	1	0.0	0	0	0	0	0	0.0	0	0
10/18 vs. NE														
10/25 vs. NO														
11/2 @ CAR														
11/8 vs. DEN														
11/22 @ ATL														
11/29 vs. TB														
12/6 @ PIT														
12/13 @ JAX														
12/20 vs. HOU														
12/27 @ MIA														
1/3 vs. TEN														
2015 TOTALS	5	5	10	2	12	1.0	1	0	0	0	0	0.0	0	0

CAREER REGULAR SEASON STATISTICS

Year	GP	GS	Solo	Asst.	Total	Sacks	PD	FF	FR	INT	Yds	Avg.	LG	TD
2015 IND	5	5	10	2	12	1.0	1	0	0	0	0	0.0	0	0
2014 STL	16	4	22	29	51	1.0	0	0	0	0	0	0.0	0	0
2013 STL	16	16	42	27	69	5.0	4	0	0	0	0	0.0	0	0
2012 STL	16	16	27	30	57	2.0	2	0	0	0	0	0.0	0	0
2011 MIA	16	12	15	5	20	0.0	1	1	0	0	0	0.0	0	0
2010 MIA	16	16	33	14	47	3.0	4	2	0	0	0	0.0	0	0
2009 MIA	16	13	33	10	43	2.5	1	1	0	0	0	0.0	0	0
2008 MIA	16	13	25	6	31	2.0	3	0	0	0	0	0.0	0	0
TOTAL	117	95	207	123	330	16.5	16	4	0	0	0	0.0	0	0

CAREER POSTSEASON STATISTICS


Year	GP	GS	Solo	Asst.	Total	Sacks	PD	FF	FR	INT	Yds	Avg.	LG	TD
2008 MIA	1	1	2	0	2	0.0	0	0	0	0	0	0.0	0	0
TOTAL	1	1	2	0	2	0	0	0	0	0	0	0.0	0	0



LANCE LOUIS

60 GUARD

6-3 323 SAN DIEGO STATE



NFL Exp: 6 (2nd Year with Colts)
How Acquired: FA – 2014

Born: 4/24/85
GP/GS (Postseason): 53/37 (5/3)

CAREER TRANSACTIONS:

- Signed by the Colts to a reserve/future contract on January 15, 2014.
- Waived by the Miami Dolphins on August 27, 2013.
- Signed by the Dolphins as an unrestricted free agent on March 27, 2013.
- Selected by the Chicago Bears in the seventh round (246th overall) of the 2009 NFL Draft.

2015 (COLTS):

- In a Week 1 loss at Buffalo (9/13), started at left guard and blocked for an offense that totaled 304 net yards, including 243 passing yards from quarterback Andrew Luck.
- In a Week 2 loss against the New York Jets (9/21), started at left guard and assisted a Colts offense that generated 343 yards and one touchdown.
- Was inactive for a Week 3 victory at Tennessee (9/27).
- Competed on offense and on special teams in a Week 4 victory against Jacksonville (10/4).
- Listed as inactive for a Week 5 win at Houston (10/8).

2014 (COLTS):

- In his first season with the Colts, competed in nine games (seven starts) at left and right guard and was part of a unit that assisted the offense in setting a single-season franchise record for net yards (6,506). Also started all three postseason contests.
- In the team's Week 1 regular season opener at Denver (9/7), made his Colts debut seeing action on special teams.
- Made his first start as a member of the Colts at right guard in the team's Week 4 win against Tennessee (9/28). Was part of an offensive line that did not allow a sack. Blocked for the Colts offense to generate 498 net yards as Andrew Luck tied a career-high with four passing touchdowns.
- Started at left guard in the team's Week 5 win against Baltimore (10/5) and was part of an offensive line that allowed only 1.0 sack. Provided time for the offense to total 432 net yards as Andrew Luck threw for 312 yards and one touchdown.
- In a Week 6 victory at Houston (10/9), started at right guard and helped the Colts offense compile 456 net yards. Blocked for Andrew Luck to throw for 370 yards and three touchdowns.
- Started at right guard in a Week 9 victory at the New York Giants (11/3). Assisted an offense that totaled 443 net yards as Andrew Luck tied his single-game career-high with four passing touchdowns. Was part of an offensive line that allowed only 1.0 sack.
- Started at right guard in a Week 15 victory against Houston (12/14) and was part of an offensive line that helped the Colts amass 278 yards of net offense. Provided time for Andrew Luck to throw for 187 yards and two touchdowns.
- Started at right guard in a Week 17 victory at Tennessee (12/28) and blocked for Andrew Luck to set a franchise single-season record in passing yards (4,761) as the Colts totaled 378 yards of net offense.
- Made his first career postseason start at right guard in the team's AFC Wild Card Playoff win against Cincinnati (1/4/15). Assisted the offense in generating 482 net yards, which is the third-highest total for a postseason game in Colts history. Was part of a unit that allowed only 1.0 sack as Andrew Luck threw for 376 yards.
- Started at right guard in the team's AFC Divisional Playoff victory at Denver (1/11/15) and was part of an offensive line that did not allow a sack as the team recorded 364 net yards. Blocked for Andrew Luck who threw for 265 yards and two touchdowns in the win.
- In the team's AFC Championship Game loss at New England (1/18/15), started at right guard and blocked for a Colts offense that recorded 209 yards of net offense.

2013:

- Competed with the Miami Dolphins in the preseason prior to being waived on August 27.

2012 (BEARS):

- Played in and started 11 games at guard.
- Assisted a Bears rushing attack that averaged 123.1 yards per game, which ranked 10th in the NFL and sixth in the NFC.
- Blocked for quarterback Jay Cutler who averaged 202.2 passing yards per game while throwing for 19 touchdowns.
- Recorded one catch for four yards on a tipped pass against Tennessee (11/4).
- Suffered a torn ACL in his left knee against Minnesota (11/25) and was placed on Injured Reserve.

2011 (BEARS):

- Played in 14 games, starting 11 at right tackle and two at right guard.
- Helped Chicago's offense eclipse the 2,000-yard rushing mark (2,015) for second time in 21 years, while averaging 4.4 yards per carry, the highest team total since 1990.
- Opened the season at right guard before an ankle injury forced him to be inactive for a Week 2 contest at New Orleans (9/18).
- Made transition to right tackle where he started final 11 contests.

2010 (BEARS):

- Played in all 16 games during the 2010 season, including four starts.
- Made his NFL debut against Detroit (9/12), starting at right guard.
- Saw reserve action in two playoff games.

2009 (BEARS):

- Did not appear in a game as a rookie, but was active for three contests.

COLLEGE:

- Attended San Diego State University (2004-08) where he played in 39 games (19 starts).
- Began his collegiate career as a tight end, but moved to the offensive line prior to the start of his junior season. Played in 19 games at tight end and 20 games as an offensive lineman.
- Sat out the 2006 season to recover from a torn ACL.
- Posted 15 career catches for 195 yards (13.0 avg.) and one touchdown.
- As a senior, moved to right guard during fall camp prior to the season and started 11-of-12 games.
- Saw action in eight games on the offensive line as a junior, making his season debut at right guard in the opener against Washington State.
- Granted a medical redshirt between his sophomore and junior seasons and spent the year recovering from knee surgery.
- Appeared in eight games (four starts) at tight end as a sophomore, tallying nine receptions for 131 yards (14.6 avg.) and one touchdown despite missing four games due to injury.
- Hauled in his first career touchdown against San Jose State.
- As a freshman, played in 11 games (four starts), posting at least one catch in the final four games and finished with six receptions for 64 yards (10.7 avg.).

PERSONAL:

- Starred at Landry High School in New Orleans and was considered one of the Top-10 tight end prospects by *Rivals.com*. Was also an all-southwest region honoree.
- Played on both sides of the ball, tallying 9.0 sacks.
- Also played basketball.
- Majored in social science at San Diego State.
- A native of New Orleans.

CAREER GP/GS (POSTSEASON):

2015 IND: 3/2
2014 IND: 9/7 (3/3)
2013: 0/0
2012 CHI: 11/11
2011 CHI: 14/13
2010 CHI: 16/4 (2/0)
2009 CHI: 0/0
TOTAL: 53/37 (5/3)

GETTING TO KNOW LANCE LOUIS

Favorite team and/or athlete outside of football: Oklahoma City Thunder and Kevin Durant

Favorite musician and/or song: Rick Ross

Hobbies outside of football: Watching movies

What is something interesting about you that most people may not know: I'm goofy

Favorite food: Dirty rice

Favorite vacation spot: San Diego

Favorite movie: *Grandma's Boy*

What's the one thing you couldn't live without: Music






DWIGHT LOWERY

33 SAFETY

5-11 212 SAN JOSE STATE



NFL Exp: 8 (1st Year with Colts)
How Acquired: UFA – 2015 (ATL)

Born: 1/23/86
GP/GS (Postseason): 89/61 (6/1)

CAREER TRANSACTIONS:

- Signed by the Colts as an unrestricted free agent on April 6, 2015.
- Signed by the Atlanta Falcons as a free agent on April 8, 2014.
- Released by the Jacksonville Jaguars on November 4, 2013.
- Traded from the New York Jets to the Jaguars on September 3, 2011 for an undisclosed draft pick.
- Selected by the Jets in the fourth round (113th overall) of the 2008 NFL Draft.

PRO CAREER:

- Set new single-season career highs in total tackles (85) and solo stops (62) with Atlanta in 2014.
- Scored two defensive touchdowns in 2010 as a member of the New York Jets. The first came when he intercepted Minnesota quarterback Brett Favre and returned the ball 26 yards for a score against the Vikings (10/11). The second came when he intercepted Chicago quarterback Jay Cutler and returned the ball 20 yards for a touchdown at the Bears (12/26).
- Posted back-to-back three interception seasons from 2009-2010 with the Jets.

2015 (COLTS)

- In a Week 1 loss at Buffalo (9/13), started at free safety in his Colts debut and totaled eight tackles (seven solo).
- Started at free safety in a Week 2 loss against the New York Jets (9/21) and posted six tackles (four solo) and one pass defended.
- Totaled four tackles, two interceptions, one which was returned for a touchdown, and two passes defended starting at free safety in the team's Week 3 win at Tennessee (9/27). His second quarter interception returned for a score was the third of his career and his first since 2010. The score gave the Colts a 14-0 lead. Added his second interception of the game in the fourth quarter, giving the Colts possession at the Titans 11-yard line. Donte Moncrief caught a touchdown pass from Andrew Luck on the next play. The multiple interception game is the first of his career and the first for the Colts dating back to Nov. 16, 2014.
- Started at free safety in the team's Week 4 victory against Jacksonville (10/4) and posted five solo tackles.
- Compiled seven tackles (six solo) and one tackle for loss starting at free safety in a Week 5 win at Houston (10/8).

2014 (FALCONS)

- Played in all 16 regular season games (15 starts), tallying a career-high 85 tackles (62 solo), two interceptions, 1.0 sack, five passes defended, two forced fumbles and one fumble recovery.
- Started at safety and recorded 12 tackles (nine solo) in his first career start for the Falcons against New Orleans (9/7).
- Recorded two tackles (one solo), one pass defended and one fumble recovery against Tampa Bay (9/18).
- Posted seven total tackles (three solo) at Baltimore (10/19).
- Registered eight total tackles (five solo) and two passes defended against Detroit (10/26).
- Notched his first interception of the season, along with one pass defended, a quarterback hit and three solo tackles at Tampa Bay (11/9).
- Collected eight total tackles (six solo) and one pass defended at Carolina (11/16).
- Recorded four solo tackles, one interception, two quarterback hits and one pass defended against Arizona (11/30).
- Led the team in tackles with 13 (11 solo) and added one forced fumble in a Monday Night Football contest at Green Bay (12/8). His 13 tackles set a new single-game career-high.
- Posted five total tackles (four solo) and his first sack of the season along with a forced fumble in a 30-14 win at New Orleans (12/21).

2013 (JAGUARS)

- Started three games for Jacksonville and posted six tackles (four solo),

- one tackle for loss, one pass defended and one fumble recovery.
- Recorded five tackles (three solo) at Oakland (9/15). Also tallied one tackle for loss, one fumble recovery and one pass defended.
- Placed on Injured Reserve on Oct. 8.

2012 (JAGUARS)

- Started nine games and finished with 53 tackles (28 solo), one interception, one fumble recovery and four passes defended.
- Opened the season with 10 tackles at Minnesota (9/9).
- Totaled five tackles and two passes defended at Indianapolis (9/23).
- Produced six tackles and one pass defended against Chicago (10/7).
- Returned to the starting lineup against Tennessee (11/25) and totaled five tackles and a fourth quarter interception off of quarterback Jake Locker.
- Made eight stops and recovered a Jeremy Kerley fumble against the New York Jets (12/9).
- Placed on Injured Reserve on Dec. 22.

2011 (JAGUARS)

- Appeared in 13 games (11 starts) at safety in his first season with the Jaguars.
- Registered 47 tackles (31 solo), eight passes defended, 1.0 sack, one fumble recovery and one quarterback pressure. Also tied for the team lead with two interceptions.
- Sealed the victory in his Jaguars debut with an interception off of quarterback Matt Hasselbeck with 23 seconds left in the fourth quarter against Tennessee (9/11).
- Inserted into starting lineup and made six tackles to go along with three passes defended at Carolina (9/25).
- Tallied 11 tackles (seven solo), two passes defended and one tackle for loss at New Orleans (10/2).
- Did not miss a defensive snap against Cincinnati (10/9). Picked off Andy Dalton in the second quarter and returned it 30 yards to the Bengals two-yard line.
- Sacked quarterback Joe Flacco for a seven-yard loss in the third quarter against Baltimore (10/24).
- Recovered a fumble by running back Ben Tate in the fourth quarter and returned it 23 yards to set up a Jaguars touchdown on the ensuing possession at Houston (10/30). Also added four tackles.

2010 (JETS)

- Played in 14 games (three starts) and finished with 21 tackles (14 solo), three interceptions, 2.0 sacks, two quarterback pressures, seven passes defended and two fumble recoveries. His three interceptions tied for the team lead.
- Registered first sack of season at Buffalo (10/3) when he brought down quarterback Ryan Fitzpatrick for a six-yard loss.
- Picked off Brett Favre in a game against Minnesota (10/11) and raced 26 yards for a touchdown, marking his first career pick-six.
- Had two solo tackles and sacked quarterback Aaron Rodgers for a five-yard loss against Green Bay (10/31).
- Scored his second touchdown of the season at Chicago (12/26) when he intercepted a Jay Cutler pass and returned it 20 yards for a score.



SINGLE-GAME HIGHS

Tackles: 13 at GB (12/8/14)

Sacks: 1.0, four times (Last: at NO 12/21/14)

FF: 2 at SEA (12/21/08)

FR: 1, seven times (Last: vs. TB 9/18/14)

Int: 2 at TEN (9/27/15)

PD: 3, three times (Last: at IND 12/27/09)

- Intercepted quarterback Levi Brown on the final defensive play of the game against Buffalo (1/2/11) to tie cornerback Antonio Cromartie for the team lead with three.
- Saw action in all three postseason games.
- Had three tackles and two passes defended in an AFC Divisional Playoff game at New England (1/16/12).

2009 (JETS)

- Saw action in 13 games (six starts) and finished with 24 tackles (22 solo), three interceptions, nine passes defended and one fumble recovery. Also added two special teams tackles.
- Was part of the NFL's top-ranked defense in total yards allowed, points allowed and passing yards allowed.
- Intercepted Ryan Fitzpatrick in overtime against Buffalo (10/18).
- Picked off Curtis Painter at Indianapolis (12/27).
- Played a major role in holding the Bengals to zero net passing yards against Cincinnati (1/3/10). Intercepted Carson Palmer with 30 seconds remaining in first half which led to a Jets field goal on the ensuing possession.
- Started at cornerback in the AFC Championship Game at Indianapolis (1/24/10) and had five tackles and one pass defended.

2008 (JETS)

- Played in all 16 games as a rookie, making 10 starts.
- Totaled 64 tackles (54 solo), one interception, five forced fumbles and 16 passes defended.
- Made his NFL debut in a starting role at Miami (9/7) and had four tackles and three passes defended.
- Had two passes defended at San Diego (9/22).
- Registered nine tackles (eight solo) and a forced fumble vs. Arizona (9/28).
- Forced a fumble in the fourth quarter at Buffalo (11/2).
- Recorded his first career interception against Denver (11/30) when he picked off quarterback Jay Cutler. The interception led to a Jets field goal on the ensuing possession.
- Set a single-game career-high with two forced fumbles at Seattle (12/21). Stripped tight end Will Heller in the second quarter and fullback Leonard Weaver in the third quarter at the five-yard line.

COLLEGE:

- Started 25 games at San Jose State after transferring from Cabrillo College.
- In two seasons at San Jose State, recorded 13 interceptions, 14 passes defended, three fumble recoveries and 92 tackles (53 solo).
- Also tallied 147 interception return yards and one interception for a touchdown while at SJSU. Added 315 more return yards and one touchdown via 24 punt returns.
- Started all 12 games at cornerback as a senior, collecting 44 tackles, seven passes defended and four interceptions. Received First-Team AFCA All-America honors and First-Team All-WAC honors.
- Had a 24-yard interception return for a touchdown against Hawaii his senior year.
- Recorded an SJSU school record nine interceptions as a junior, including picks in four-straight games.
- Earned Third Team Associated Press All-America honors and First Team All-WAC honors after his junior season.
- In two seasons at Cabrillo College, saw action mainly at free safety.
- Finished his career at Cabrillo with 13 interceptions, 95 tackles, two fumble recoveries and six passes defended. Also scored on a blocked punt, a blocked field goal and a kickoff return.

PERSONAL:

- Attended Soquel (Calif.) High School and had 20 interceptions in 20 career games.
- Set a county record with seven interceptions in a single game against Sacred Heart.
- Also lettered in basketball in high school where he was a three-year

starter.

- His sister, Aujanae, had open-heart surgery as a baby to correct a heart defect, and Lowery grew to be her father-figure.
- Attended Project Hope at Times Square Church in 2008 to greet and support U.S. military members and underprivileged youth.
- Helped raise funds for Lupus research by participating in the ALR Long Island Walk With Us to Cure Lupus in 2008.
- Majored in sociology at San Jose State.
- A native of Santa Cruz, Calif.



GETTING TO KNOW DWIGHT LOWERY

Favorite team and/or athlete outside of football: Golden State Warriors

Favorite musician and/or song: Bob Marley

Hobbies outside of football: Soccer, BBQ with family and friends, beach, family time, video games and events

What is something interesting about you that most people may not know: I'm very outgoing and social once you get to know me

Favorite food: Mexican

Favorite vacation spot: Anywhere with a beach and the sun

Favorite movie: *Friday*

What's the one thing you couldn't live without: My family

2015 GAME-BY-GAME STATISTICS

Date/Opp.	GP	GS	Solo	Asst.	Total	Sacks	PD	FF	FR	INT	Yds	Avg.	LG	TD
9/13 @ BUF	1	1	7	1	8	0.0	0	0	0	0	0	0.0	0	0
9/21 vs. NYJ	1	1	4	2	6	0.0	1	0	0	0	0	0.0	0	0
9/27 @ TEN	1	1	2	2	4	0.0	2	0	0	2	95	47.5	69t	1
10/4 vs. JAX	1	1	5	0	5	0.0	0	0	0	0	0	0.0	0	0
10/8 @ HOU	1	1	6	1	7	0.0	0	0	0	0	0	0.0	0	0
10/18 vs. NE														
10/25 vs. NO														
11/2 @ CAR														
11/8 vs. DEN														
11/22 @ ATL														
11/29 vs. TB														
12/6 @ PIT														
12/13 @ JAX														
12/20 vs. HOU														
12/27 @ MIA														
1/3 vs. TEN														
2015 TOTALS	5	5	24	6	30	0.0	3	0	0	2	95	47.5	69t	1

CAREER REGULAR SEASON STATISTICS

Year	GP	GS	Solo	Asst.	Total	Sacks	PD	FF	FR	INT	Yds	Avg.	LG	TD
2015 IND	5	5	24	6	30	0.0	3	0	0	2	95	47.5	69t	1
2014 ATL	16	15	62	23	85	1.0	5	2	1	2	21	10.5	21	0
2013 JAC	3	3	4	2	6	0.0	1	0	1	0	0	0.0	0	0
2012 JAC	9	9	28	25	53	0.0	4	0	1	1	21	21.0	21	0
2011 JAC	13	11	31	16	47	1.0	8	0	1	2	26	13.0	30	0
2010 NYJ	14	3	14	7	21	2.0	7	0	2	3	87	29.0	41	2
2009 NYJ	13	5	22	2	24	0.0	9	0	1	3	41	13.7	34	0
2008 NYJ	16	10	54	10	64	0.0	16	5	0	1	0	0.0	0	0
TOTAL	89	61	239	91	330	4.0	53	7	7	14	291	20.8	69t	3


CAREER REGULAR SEASON RETURN STATISTICS

Year	GP	GS	PR	FC	Yards	Avg.	LG	TD	KR	Yards	Avg.	LG	TD
2010 NYJ	14	3	0	0	0	0.0	0	0	2	26	13.0	14	0
2009 NYJ	13	5	0	0	0	0.0	0	0	5	128	25.6	44	0
TOTAL	27	8	0	0	0	0.0	0	0	7	154	22.0	44	0

CAREER POSTSEASON STATISTICS

Year	GP	GS	Solo	Asst.	Total	Sacks	PD	FF	FR	INT	Yds	Avg.	LG	TD
2010 NYJ	3	0	6	0	6	0.0	0	0	0	0	0	0.0	0	0
2009 NYJ	3	1	9	1	10	0.0	3	0	0	0	0	0.0	0	0
TOTAL	6	1	15	1	16	0.0	3	0	0	0	0	0.0	0	0


SPECIAL TEAMS TACKLES: 2 (2010 - 1, 2009 - 1)



ANDREW LUCK

12 QUARTERBACK

5-11 212 SAN JOSE STATE



NFL Exp: 4 (4th Year with Colts)

Born: 9/12/89

How Acquired: D1 – 2012 (1st overall)

GP/GS (Postseason): 51/51 (6/6)

CAREER TRANSACTIONS:

- Selected by the Colts in the first round (first overall) of the 2012 NFL Draft.

PRO CAREER:

- Has been named to three consecutive Pro Bowls following the 2012-14 seasons.
- Became the fifth quarterback since 1970 to record 30 victories in the first three seasons of a career. Tied Dan Marino and Matt Ryan (33) for the second-most wins among Super Bowl-era starting quarterbacks in their first three seasons.
- His 12,957 passing yards from 2012-14 are the most of any NFL player in his first three seasons and his 86 touchdown passes set a new franchise record and ranks second only to Pro Football Hall of Famer Dan Marino (98) for the most in a player's first three years.
- Joined Peyton Manning and Pro Football Hall of Famer Dan Marino as the only players to pass for 4,000 yards in two of their first three NFL seasons.
- Tied Ben Roethlisberger (22) for the second-most victories in a quarterback's first two seasons in the NFL since 1970. Also tied Matt Ryan for the second-most home wins (12) in a quarterback's first two seasons in the league.
- Surpassed Cam Newton (7,920) for the most passing yards by a quarterback in his first two NFL seasons and became the first quarterback in NFL history to throw for more than 8,000 yards in his first two seasons (8,196).
- Became the third-fastest player to reach 12,000 and 13,000 career passing yards in NFL history.
- In 2014 set a new franchise record for the most passing yards in a single season (4,761) surpassing Peyton Manning's 2010 record of 4,700 yards.
- Joined Johnny Unitas (one) and Peyton Manning (six) as the only quarterbacks in franchise history to throw for 30-plus touchdowns in a single season (2014). Finished the year with 40 touchdowns, which ranks second in franchise history in a single season (Peyton Manning, 49 in 2004).
- Became the eighth player in NFL history to throw for 4,000 passing yards and 40 touchdowns in a single season in 2014.
- Posted 10 300-yard passing games in 2014 which set a single-season franchise record (Manning, nine in 2004).
- Established a franchise record with eight consecutive 300-yard passing games from Sept. 21 - Nov. 17, 2014.
- Became the first player in NFL history with at least 350 passing yards in five consecutive road contests from Sept. 7 - Nov. 3, 2014.
- Was the first player in NFL history to post consecutive games with at least 370 passing yards, four or more touchdown passes, a completion percentage above 70 percent and one or no interceptions (Sept. 21, 2014 at Jax - Sept. 28, 2014 vs. Ten).
- Established a career-high with five touchdown passes against Washington on Nov. 30, 2014 and became the first quarterback in franchise history to throw for two touchdowns of 70-plus yards in a single game.
- Totaled the second-most passing yards in franchise postseason history and the fifth-most in NFL postseason history with 443 in a Wild Card victory against Kansas City on Jan. 4, 2014. His four touchdown passes that game tied for the second-most in franchise postseason history. Led the Colts to the second-largest comeback in NFL postseason history after trailing by 28 points in the second half.
- Holds the NFL record for the most passing yards through a player's first five postseason games (1,703) and became the first player in NFL history to pass for 250-plus yards in each of his first five career playoff games.
- Recorded the most passing yards (4,374), attempts (627) and 300-yard passing games (six) by a rookie in NFL history.
- Recorded the second-most completions (339) and third-most passing

QUICK HITS

Luck's 12,957 passing yards from 2012-14 are the most of any NFL player in his first three seasons and his 86 touchdown passes set a new franchise record and rank second only to Pro Football Hall of Famer Dan Marino (98) for the most in a player's first three years. Luck joined Peyton Manning and Marino as the only players to pass for 4,000 yards in two of their first three NFL seasons.

In 2014, Luck set a new franchise record for the most passing yards in a single season (4,761) surpassing Peyton Manning's 2010 record of 4,700 yards. Luck's passing total also contributed to a team single-season record of 6,506 net yards. Luck joined Johnny Unitas (one) and Manning (six) as the only quarterbacks in franchise history to throw for 30-plus touchdowns in a single season (2014), finishing the year with 40.

Luck posted 10 300-yard passing games in 2014 which set a single-season franchise record. He also established a franchise record with eight consecutive 300-yard passing games from Sept. 21 - Nov. 17, 2014.

In 2014, Luck became the first player in NFL history with at least 350 passing yards in five consecutive road contests from Sept. 7 - Nov. 3. He was also the first player in NFL history to post consecutive games with at least 370 passing yards, four or more touchdown passes, a completion percentage above 70 percent and one or no interceptions (Sept. 21 at Jax - Sept. 28 vs. Ten).

SINGLE-GAME HIGHS

Att:	55 at SF (12/1/02)
Comp:	39 vs. DET (11/8/09)
Yards:	449 at SD (12/29/02)
TDs:	5, two times (Last: vs. NYG 9/24/06)
LG:	87t vs. KC (11/28/10)
Rating:	147.7 at TEN (12/18/05)
Rush:	7, two times (Last: vs. CAR 10/31/04)
Yards:	62 vs. PHI (12/8/02)
TDs:	1, eight times (Last: at TB 12/26/10)
LG:	23, two times (Last: vs. SF 12/6/09)

QUICK HITS

Luck holds the NFL record for the most passing yards through a player's first five postseason games (1,703) and became the first player in NFL history to pass for 250-plus yards in each of his first five career playoff games.

Luck led the Colts to the second-largest comeback in NFL postseason history after trailing by 28 points in the second half of an AFC Wild Card Playoff win against Kansas City on Jan. 4, 2014. He totaled the second-most passing yards in franchise postseason history and the fifth-most in NFL postseason history with 443. His four touchdown passes tied for the second-most in franchise postseason history.

In a Nov. 4, 2012 win against Miami, Luck broke the NFL single-game rookie record for passing yards with 433, topping Cam Newton's previous mark of 432. Luck also became the first quarterback selected No. 1 overall in the NFL Draft to start a postseason game as a rookie and led the Colts to the most wins (11) by a No. 1 overall draft pick in his rookie season in NFL history.

(two passing, one rushing) and two interceptions for an 83.1 passer rating. Established a single-game career-high with 35 completions and tied Bert Jones for the third most 20-plus completion games in team history. His 53 passing attempts ranked tied for third for a single-game in his career and he passed Jim Harbaugh (1,230) for the sixth-most career attempts in Colts history. His 370 yards marked his 10th career 300-plus-yard game. With two passing touchdowns, he surpassed Earl Morrall (47) for the fifth-most in a career in franchise history with 48. Notched the team's first points of the season with his seven-yard rushing touchdown in the second quarter. The rushing touchdown was the 10th of his career. Added his first touchdown pass of the game with a 41-yard strike to tight end Dwayne Allen in the fourth quarter. He then found wide receiver Hakeem Nicks for a nine-yard score four minutes later. The passing touchdowns marked his 16th career game with multiple touchdown passes.

- Completed 20-of-34 passes for 172 yards, three touchdowns and one interception for an 89.3 passer rating, starting at quarterback in a Week 2 loss against Philadelphia (9/15). All three touchdown passes were of



touchdowns (23) by a rookie in NFL history.

- Broke the NFL single-game rookie record for passing yards (433) against Miami (11/4/12).
- Became the first quarterback selected No. 1 overall in the NFL Draft to start a postseason game as a rookie.
- Led the Colts to the most wins (11) by a No. 1 overall draft pick in his rookie season in NFL history.
- Became one-of-five quarterbacks since 1966 to win 10-or-more games in his rookie season.
- Recorded the most passing attempts (54) and second-most passing yards (288) by a rookie in a playoff game in the Colts AFC Wild Card contest at Baltimore (1/6/13).
- Became the first NFL rookie to throw two game-winning touchdown passes inside the two-minute warning of the fourth quarter in a single season.
- Has led the Colts to 13 game-winning drives in the fourth quarter or overtime since entering the league as a rookie in 2012.
- Was named AFC Offensive Player of the Month (November of 2014) after completing 88-of-144 passes for 1,280 yards, 12 touchdowns and two interceptions for a 112.0 passer rating. He led the Colts to a 3-1 record in the month. His touchdown total ranked tied for third in the NFL, while his passer rating ranked fifth and his passing yardage total ranked sixth.
- Has been named AFC Offensive Player of the Week on three occasions (2012 Week 9, 2013 Week 7 and 2014 Week 3).
- Earned FedEx Air NFL Player of the Week Honors following his 2012 Week 9 performance against Miami.
- Was named PEPSI MAX NFL Rookie of the Week on three occasions in 2012.

2015 (COLTS):

- In a Week 1 loss at Buffalo (9/13), completed 26-of-49 passes for 243 yards, two touchdowns and two interceptions for a 63.6 passer rating. With 243 passing yards, he reached 13,000 for his career becoming the third fastest quarterback to reach that plateau. Only Kurt Warner and Matthew Stafford (46 games) reached the mark faster.
- Completed 21-of-37 passes for 250 yards, one touchdown and three interceptions for a 52.8 passer rating in a Week 2 loss against the New York Jets (9/21). His lone touchdown of the game came in the fourth quarter when he found wide receiver Donte Moncrief for a 26-yard score. The touchdown cut New York's lead to 10-7. With 21 completions, he tied Johnny Unitas for the second-most 20-plus completion games in Colts history.
- In a Week 3 win at Tennessee (9/27), completed 18-of-30 passes for 260 yards, two touchdowns and two interceptions for an 82.6 passer rating. The game marked his 13th career fourth quarter or overtime game-winning drive. His two touchdowns marked his 30th career game with multiple touchdown passes. Completed 9-of-11 passes for 121 yards and two touchdowns in the fourth quarter.
- Was listed as inactive for a Week 4 victory against Jacksonville (10/4).
- Listed as inactive for a Week 5 win at Houston (10/8).

2014 (COLTS):

- Completed 380-of-616 passes for 4,761 yards (61.7 percent), 40 touchdowns and 16 interceptions for a 96.5 passer rating. Also contributed with 64 rushes for 273 yards and three touchdowns.
- Voted to his third consecutive Pro Bowl while earning AFC Offensive Player of the Month (November) and AFC Offensive Player of the Week (Week 3) honors.
- Became the fifth quarterback since 1970 to record 30 victories in the first three seasons of a career. Tied Dan Marino and Matt Ryan (33) for the second-most wins among Super Bowl-era starting quarterbacks in their first three seasons.
- His 12,957 passing yards are the most of any NFL player in his first three seasons and his 86 touchdown passes set a new franchise record and ranks second only to Pro Football Hall of Famer Dan Marino (98) for the most in a player's first three years.
- Joined Peyton Manning and Pro Football Hall of Famer Dan Marino as the only players to pass for 4,000 yards in two of their first three NFL seasons.
- Started at quarterback in the Week 1 regular season opener at Denver (9/7). Completed 35-of-53 passes for 370 yards, three touchdowns

GETTING TO KNOW ANDREW LUCK

Favorite team and/or athlete outside of football: USA Soccer

Favorite musician and/or song: AWOLNATION

Hobbies outside of football: Reading, ping pong and traveling

Favorite food: Indiana tomatoes

Favorite vacation spot: Europe

five yards or fewer, which tied for the most such touchdown passes in a game in his career. With his second touchdown pass of the game to tight end Jack Doyle, passed Jim Harbaugh (49) for the fourth-most touchdown passes in a career in franchise history.

- In a Week 3 victory at Jacksonville (9/21) completed 31-of-39 passes for 370 yards and four touchdowns for a career-best 140.4 passer rating. He also set a career-high in completion percentage (79.5 percent) while completing passes to nine different receivers in the game. Completed 22-of-27 passes for 244 yards and three touchdowns for a 141.4 passer rating in the first half. Threw for three first half touchdown passes for only the second time in his career (10/20/13 vs. Denver). His 244 passing yards in the first half was the third-highest total for a first half in his career. At one point in the first half, completed 13 consecutive passes until an incomplete to tight end Coby Fleener. With 31 completions, passed Jim Harbaugh (746) for the sixth-most career completions in Colts history. Joined Pro Football Hall of Famer Johnny Unitas as the only players in franchise history to complete at least 75 percent of his passes for 350 yards, four touchdowns and no interceptions in a game. Was named AFC Offensive Player of the Week for his performance.
- Completed 29-of-41 passes for 393 yards and four touchdowns in a Week 4 victory against Tennessee (9/28). Registered his fourth career game with four touchdown passes and set a franchise record for the most touchdown passes through the first four games of a regular season (13). The 393 passing yards marked his third-highest total for a single game (433 vs. Miami on 11/4/12). Completed passes to nine different receivers for the second consecutive week. Became the first player in NFL history to post consecutive games with at least 370 passing yards, four or more touchdown passes, a completion percentage above 70 percent and one or no interceptions.
- In a Week 5 win against Baltimore (10/5) completed 32-of-49 passes for 312 yards, one touchdown and two interceptions for a 72.8 passer rating. It was his 13th game with 300-plus passing yards and his ninth-straight game with at least one touchdown pass. With 312 yards, passed Jeff George (9,551) for the fifth-most career passing yards in franchise history. With his 32 completions, passed Jack Trudeau (812) for the fifth-most career completions in Colts history.
- Completed 25-of-44 passes for 370 yards and three touchdowns in a Week 6 victory at Houston (10/9). His 208 first quarter passing yards were the most for any player in the opening quarter of a game in the last five seasons. With 370 passing yards, he notched his fifth 300-yard performance in the past six games and his fourth such contest in a row. With 18 rushing yards, he passed Peyton Manning (722) for the fifth-most career rushing yards by a Colts quarterback in team history. With three passing touchdowns, he tied the franchise record for the most passing touchdowns through the first six games of a regular season. Became the first quarterback since Kurt Warner to win at least 13 of his first 15 NFL starts in division games.
- In a Week 7 shutout victory against Cincinnati (10/19), completed 27-of-42 passes for 344 yards and two touchdowns for a 105.7 passer rating. Recorded his fifth consecutive 300-plus yard passing outing (Weeks 3-7) and tied Peyton Manning's franchise record of consecutive 300-plus yard passing games, which was originally set in 2009 (Weeks 1-5). It was also his sixth 300-plus yard game of the year, which tied his single-season career-best set as a rookie in 2012. With 27 completions, he passed Jeff George (874) for the fourth-most career completions in team history.
- Completed 26-of-45 passes for 400 yards, three touchdowns and two interceptions for a 91.0 passer rating in a Week 8 loss at Pittsburgh (10/26). Registered his sixth consecutive 300-yard passing game, which set a new franchise record. With 400 passing yards, passed Pro Football Hall of Famer Dan Marino for the fourth-most passing yards through the first 40 games of a career in NFL history. The yardage total was his second-highest single-game total (433 vs. Miami on 11/4/12). It was also his ninth career game with three-or-more touchdown passes. With 45 passing attempts, surpassed Jeff George (1,532) for the fifth-most and Jack Trudeau (1,536) for the fourth-most career attempts in Colts history.
- In a Week 9 Monday Night Football win at the New York Giants (11/3), completed 25-of-46 passes for 354 yards and four touchdowns for a 108.4 passer rating. Joined Peyton Manning as the only quarterbacks in NFL history with at least 23 touchdown passes in each of their first three seasons. The four touchdowns marked his 10th career game with three-or-more touchdown passes and his fifth career game with four touchdown passes. Became the first player in NFL history with at least 350 passing yards in five consecutive road contests. With 354 passing yards, posted his seventh consecutive 300-yard passing outing. Joined Tom Brady, Drew Brees (twice) and Peyton Manning as the only players in NFL history with at least 3,000 passing yards in their team's first nine games to begin a season. His 3,085 yards are the second most in NFL history in a quarterback's first nine games. With 46 passing attempts, became the third player in NFL history with six consecutive games of 40-plus attempts.
- Completed 23-of-39 passes for 303 yards, two touchdowns and one interception for a 90.0 passer rating in a Week 11 loss against New England (11/16). With 303 yards, posted his eighth consecutive 300-yard passing outing. The streak ranks as the third longest in NFL history and is the only active streak of eight games or more. With 23 completions, Luck tied the second longest streak of consecutive games with 20-plus completions in franchise history.
- In a Week 12 victory against Jacksonville (11/23), completed 21-of-32 passes for 253 yards and one touchdown for a 100.1 passer rating. Found T.Y. Hilton for a 73-yard touchdown in the third quarter. The score gave the Colts a 20-3 lead. With 21 completions, took sole possession of second place in team history for the most consecutive games with 20-or-more completions. Finished 47 yards shy of a 300-yard passing outing, ending a streak of eight consecutive 300-yard games dating back to September, which ranks second in NFL history and first in Colts annals. Finished with eight rushes for 49 yards (6.1 avg.) with a long carry of 20 yards.
- Completed 19-of-27 passes for 370 yards, five touchdowns and one interception for a 137.0 passer rating in a Week 13 win against Washington (11/30). Was part of an offense that scored six touchdowns of 30-plus yards becoming the first team to accomplish the feat since the 1966 Washington Redskins. Became the fifth quarterback since 1970 to record 30 victories in the first three seasons of a career. He established a career-high with five touchdown passes, which tied for the third-most in a single game in team history. Became the first quarterback in franchise history to throw for two touchdowns of 70-plus yards in a single game. Found Coby Fleener for a 30-yard touchdown in the first quarter to give the team a 7-3 lead. Joined Johnny Unitas (one) and Peyton Manning (six) as the only quarterbacks in franchise history to throw for 30-plus touchdowns in a single season. On his 14th completion of the game in the third quarter, found Donte Moncrief for a 48-yard touchdown giving the Colts a 28-17 lead. He became the third-fastest player to reach 12,000 career passing yards in NFL history and tied Carson Palmer (78) for the fourth-most passing touchdowns in the first three seasons of a quarterback's career in NFL history. Set a career-long with a 79-yard pass to Moncrief, which went for his fifth touchdown of the game. On the play, reached 4,000 passing yards and joined Manning and Pro Football Hall of Famer Dan Marino as the only players to pass for 4,000 yards in two of their first three NFL seasons. Posted his 10th 300-yard passing game this season, which set a single-season franchise record (Manning, nine in 2004). With 19 completions, passed Andy Dalton (992) for the second-most completions in the first three seasons of a quarterback's career in NFL history. Finished with four touchdown passes of 30-plus yards and became only the second player in the last 10 years to accomplish the feat in a single game (Matt Flynn vs. Detroit 1/1/12).
- In a Week 14 victory at Cleveland (12/7), completed 24-of-53 passes for 294 yards, two touchdowns and two interceptions for a 59.8 passer rating. With the win, surpassed Andy Dalton (30) for sole possession of the fifth-most wins among Super Bowl-era starting quarterbacks in their first three seasons. With 294 yards, passed Peyton Manning for the most passing yards in the first three seasons of a quarterback's career in NFL history. With 24 completions, he passed Manning for the most completions in the first three seasons of a quarterback's career in NFL history. Opened the scoring for the Colts with his 11-yard rushing touchdown in the second quarter to tie the game at 7-7. It was the third rushing touchdown for Luck this season. Capped his 12th career game-winning drive after finding T.Y. Hilton for a one-yard touchdown reception with 32 seconds remaining in the fourth quarter. He threw his 500th passing attempt of the season in the first quarter has thrown 500-plus passing attempts in three consecutive seasons. Completed his 1,000th career pass when he found Coby Fleener for an 18-yard gain in the second quarter.
- Completed 18-of-34 passes for 187 yards, two touchdowns and one interception for a 76.5 passer rating in a Week 15 win against Houston (12/14). With the win, tied Joe Flacco (32) for the fourth-most wins among Super Bowl-era starting quarterbacks in their first three seasons. In addition, became the only quarterback since 1970 with three consecutive seasons of at least 10 wins in their first three years. On his first touchdown pass of the game, a 26-yard strike to Hakeem Nicks, recorded his 560th career passing attempt, which surpassed Drew Bledsoe for the most attempts by a quarterback in their first three seasons in NFL history. Hit Dwayne Allen for a three-yard touchdown reception in the second quarter to give the Colts a 14-7 lead.
- In a Week 16 loss at Dallas (12/21), completed 15-of-22 passes for 109 yards and two interceptions for a 41.7 passer rating.
- Completed 10-of-16 passes for 160 yards and two touchdowns for a

135.4 passer rating in a Week 17 victory at Tennessee (12/28). With the win, tied Dan Marino and Matt Ryan (33) for the second-most wins among Super Bowl-era starting quarterbacks in their first three seasons. Opened the scoring in the first quarter with a seven-yard touchdown pass to tight end Coby Fleener. The score gave Indianapolis its first lead at the end of the first quarter dating back to a Week 13 home win against Washington. Found Reggie Wayne for an 80-yard completion in the second quarter setting up a Jack Doyle one-yard touchdown reception on the ensuing play. The completion was a new career-long as he set a new franchise record for the most passing yards in a single season (finishing with 4,761). On his second touchdown of the game he became the eighth player in NFL history to throw for 4,000 passing yards and 40 touchdowns in a single season. With his second touchdown pass of the game, passed Peyton Manning for the most touchdowns in the first three seasons of a quarterback's career in Colts history.

- In the team's AFC Wild Card Playoff victory at Cincinnati (1/4/15), completed 31-of-44 passes for 376 yards and one touchdown for a 104.0 passer rating. His 376 passing yards are the second-most for a postseason game in his career and the sixth-most for a single postseason game in team history. His 31 completions are a postseason career-best and are tied for the second-most in a postseason game in Colts history. His 44 attempts are the second-most for a postseason game in his career and are tied for the sixth-most in a postseason single-game in team history. In his first four postseason games, has thrown more passes (184) and thrown for more yards (1,438) than any other player in league history, besting Dan Fouts (182) and Kurt Warner (1,428) who held the previous records. Threw for 219 yards in the first half, the most in the first half of a NFL Wild Card Playoff game since Peyton Manning's 361 yards against Denver in 2004. He threw his lone touchdown pass of the game in the third quarter, a 36-yard strike to Donte Moncrief, to give Indianapolis a 20-10 advantage. On the play, topped the 300-yard passing plateau and tied Jim Kelly, Warren Moon and Drew Brees for the second-longest streak of 300-yard games in NFL postseason history (three). He also recorded his 100th career postseason completion.
- Completed 27-of-43 passes for 265 yards, two touchdowns and two interceptions for a 76.2 passer rating in the team's AFC Divisional Playoff win at Denver (1/11/15). The game marked the sixth time in NFL history two quarterbacks selected No. 1 overall in the NFL Draft started against each other in a postseason game. Threw for 1,703 yards in his playoff career, which is the most by any player through their first five postseason games in NFL history (Kurt Warner, 1,644). With 265 passing yards, passed Johnny Unitas (1,663) for the second-most career passing yards in Colts postseason history. Following his 14th completion of the game in the second quarter, passed Unitas (120) for the second-most career completions in franchise postseason history. With 43 passing attempts, passed Unitas for the second-most career attempts in Colts postseason history. Gave the Colts a 14-7 lead in the second quarter when he found Dwayne Allen for a three-yard touchdown. On the play, he passed Unitas (seven) for the second-most career touchdown passes in Colts postseason history. Found Hakeem

Nicks for a 15-yard touchdown in the third quarter to give Indianapolis a 21-10 advantage. The score marked Luck's third career multiple-touchdown postseason game.

- In the team's AFC Championship Game loss at New England (1/18/15), completed 12-of-33 passes for 126 yards and two interceptions for a 23.0 passer rating.

2013 (COLTS):

- Started all 16 games at quarterback and completed 343-of-570 passes for 3,822 yards (60.2 percent), 23 touchdowns and nine interceptions for an 87.0 passer rating. Also contributed with 63 rushes for 377 yards and four touchdowns.
- Was named to the Pro Bowl for the second consecutive year.
- Earned AFC Offensive Player of the Week honors after a Week 7 performance against Denver.
- Surpassed Cam Newton (7,920) for the most passing yards by a quarterback in his first two NFL seasons and became the first quarterback in NFL history to throw for more than 8,000 yards in his first two seasons (8,196).
- Tied Ben Roethlisberger (22) for the second-most victories in a quarterback's first two seasons in the NFL since 1970. Also tied Matt Ryan for the second-most home wins (12) in a quarterback's first two seasons in the league.
- Finished the regular season opener against Oakland (9/8) having completed 18-of-23 passes for 178 yards and two touchdowns for a 127.9 passer rating. Opened the contest with 11 consecutive completions. Registered a 19-yard touchdown run in the fourth quarter, which gave the Colts a 21-17 lead and proved to be the game-winner. The rushing touchdown was the sixth of his career.
- Completed 25-of-43 passes for 321 yards, one touchdown and one interception for a 79.7 quarterback rating against Miami in Week 2 (9/15). With 43 attempts, passed Earl Morrall for eighth place all-time on the Colts career passing attempts list. Tied Johnny Unitas, Bert Jones and Jeff George (eight) for 40-plus passing attempt games in franchise history. With 25 completions, also passed Morrall for eighth place in career completions (382) and tied George (seven) for the fourth-most 300-plus passing yardage games in team history. Attempted 165 passes dating back to last season before his first interception in the fourth quarter. It was the longest active streak in the NFL prior to the pick.
- Completed 17-of-26 passes for 159 yards while contributing with 24 rushing yards on four carries in a Week 3 victory at San Francisco (9/22). Without a touchdown pass against the 49ers, ended a streak of nine consecutive games with at least one touchdown pass. Finished the game having completed 7-of-7 passes on first downs. Posted his second rushing touchdown of the season when he found the end zone on a six-yard run in the fourth quarter. The rushing touchdown was the seventh of his career.
- Finished a Week 4 contest at Jacksonville (9/29) having completed 21-of-35 passes for 257 yards, two touchdowns and one interception for a 89.8 passer rating. Tied Pro Football Hall of Famer John Elway (14) for the most wins in his first 20 starts by a quarterback drafted No. 1 overall since the 1970 merger.
- In a Week 5 victory against Seattle (10/6), completed 16-of-29 passes for 229 yards and two touchdowns. The contest marked his ninth game-winning drive in the fourth quarter or overtime. Registered his 15th career game with 200-plus passing yards and his 11th career contest with multiple touchdown passes. Found wide receiver T.Y. Hilton for two touchdown receptions. The first came in the first quarter on a 73-yard connection. The second score came in the third quarter on a 29-yard catch. The 73-yard touchdown pass was the longest allowed by the Seahawks defense since Week 16 of the 2007 season. Led Indianapolis to 11 fourth-quarter points as the Colts came back from a 28-23 deficit. Became 15-6 as a starter and was the fastest quarterback drafted No. 1 overall since the 1970 merger to reach 15 wins (21 starts). The game was the first in league history in which both starting quarterbacks (Russell Wilson, Seattle) were second-year quarterbacks who started a playoff game as a rookie in the previous season.
- Started under center in a Week 6 loss at San Diego (10/14) and completed 18-of-30 passes for 202 yards and one interception for a 66.2 passer rating. Completed a long pass of 35 yards to wide receiver Reggie Wayne on the first play of the game.
- In a Week 7 win against Denver (10/20), completed 21-of-38 passes for 228 yards and four total touchdowns (three passing, one rushing) for a 99.5 quarterback rating. Was named AFC Offensive Player of the Week for his performance.
- Completed 18-of-40 passes for 271 yards, three touchdowns and no interceptions for a 92.8 passer rating in a Week 9 comeback victory at Houston (11/3). With 40 attempts, he tied Jack Trudeau (nine) for the second-most games reaching the plateau in Colts history. The contest



marked his third career game with three-or-more touchdown passes. It was the first time in his career he reached the mark in consecutive games (Oct. 20 vs. Denver). The victory marked his 10th career game-winning drive in the fourth quarter or overtime and his third in 2013. It's the most by a quarterback in his first two years in the league dating back to the Super Bowl era. Luck and wide receiver T.Y. Hilton connected on three second half touchdowns en route to the victory. The first came on a 10-yard pass at the end of the third quarter to cut Houston's lead to 24-12 after a missed two-point conversion. The duo connected again for a 58-yard score in the fourth quarter followed by a nine-yard touchdown with four minutes remaining in the final stanza. The second touchdown pass marked the fifth connection of 50-plus yards between Luck and Hilton and the fourth touchdown connection of over 50 yards between the two.

- In a Week 10 loss against St. Louis (11/10), completed 29-of-47 passes for 353 yards, one touchdown and three interceptions for a 65.3 passer rating. Added four rushes for 17 yards. With 353 yards, tied Bert Jones (eight) for the third-most 300-plus passing yard games in Colts history. With 47 attempts, passed Jack Trudeau (nine) for the second-most games with 40-plus attempts in franchise history. Topped 94 career rushing attempts, which ranks seventh in franchise history among quarterbacks. With 17 rushing yards, passed Marty Domres (454) for the sixth-most career rushing yards by a quarterback in Colts history.
- Completed 23-of-36 passes for 232 yards and zero interceptions while adding nine carries for 31 yards and one touchdown in a Week 11 victory at Tennessee (11/14). Following a Daniel Herron fumble recovery on a Titans kickoff return in the third quarter, scrambled for an 11-yard touchdown to give the Colts a 20-17 advantage. The rushing touchdown is his fourth of the season and the ninth of his career. Improved the team's record to 7-0 when scoring a rushing touchdown. Completed at least one pass to eight different receivers and completed his first eight passes for 66 yards to start the second half. With nine rushing attempts, passed George Shaw (98) for the sixth-most career rushing attempts by a quarterback in franchise history.
- In a Week 12 loss at Arizona (11/24), completed 20-of-39 passes for 163 yards, one touchdown and one interception for a 60.1 passer rating. Finished the game with 31 rushing yards and posted his longest career run in the fourth quarter with a 28-yard gain. With 163 passing yards, passed Jeff Garcia (6,822) for sixth place in NFL history for the most passing yards by a quarterback in their first two seasons in the league.
- Completed 17-of-32 passes for 200 yards and one interception for a 59.4 passer rating in a Week 13 victory against Tennessee (12/1). Added five rushes for 42 yards (8.4 avg.). With 200 passing yards, passed Drew Bledsoe (7,049) and Andy Dalton (7,067) for the fourth-most passing yards by a quarterback in his first two NFL seasons.
- In a Week 14 loss at Cincinnati (12/8), completed 29-of-46 passes for 326 yards, four touchdowns and zero interceptions for a 113.1 passer rating. With 326 yards, passed Dan Marino (7,294) for the third-most passing yards by an NFL quarterback in his first two seasons in the league. With 29 completions, passed Mike Pagel (587) for the seventh-most in team history. Also moved ahead of Mike Pagel (7,474) for the seventh-most passing yards in franchise history. Totaled his ninth 300-yard passing outing, which passed Bert Jones for the third-most in Colts history. Completed passes to seven different receivers in the first half of play and finished the game having completed passes to nine different players. In the third quarter, tallied a career-long 29-yard rush to give the Colts possession in the red zone. Indianapolis finished with a touchdown on the drive.
- Completed 19-of-32 passes for 180 yards, two touchdowns and one interception for an 82.8 passer rating in a Week 15 win against Houston (12/15). With the victory, tied Joe Flacco and Matt Ryan (20) for the fourth-most wins in a quarterback's first two seasons since 1970. Also became the sixth quarterback in the Super Bowl era to win at least 20 games in his first two years. Is the fifth quarterback in NFL history with at least 20 touchdown passes in each of his first two seasons.
- In a Week 16 victory at Kansas City (12/22), completed 26-of-37 passes for 241 yards and one touchdown for a 96.8 passer rating. Registered his fourth-highest first half passing total with 192 yards. With the victory, tied Dan Marino (21) for the third-most wins in a quarterback's first two NFL seasons since 1970. With 241 passing yards, passed Peyton Manning (7,874) for the second-most yards by a quarterback in his first two NFL seasons.
- Completed 26-of-37 passes for 282 yards and one touchdown for a 101.4 passer rating in a Week 17 victory against Jacksonville (12/29). With 282 yards, passed Cam Newton (7,920) for the most passing yards by a quarterback in his first two NFL seasons while becoming the first quarterback in NFL history to throw for more than 8,000 yards in his first two seasons in the league. With the victory, tied Ben Roethlisberger (22) for the second-most victories in a quarterback's first two seasons in the

NFL since 1970.

- In his second career postseason start during the team's AFC Wild Card victory against Kansas City (1/4/14), completed 29-of-45 passes for 443 yards, four touchdowns and three interceptions for a 98.7 passer rating. Led the Colts to the second-largest comeback in NFL postseason history after trailing by 28 points in the second half. Was part of an offense that recorded 536 total net yards, which set a franchise record for a postseason game and tied for the ninth-most in NFL postseason history. The team also netted 436 passing yards, which was the second-most for a postseason game in franchise history. His 443 passing yards marked the fifth-highest total in an NFL postseason game and the second-most in franchise history (Peyton Manning, 458 yards vs. Denver on Jan. 9, 2005). His four touchdown passes tied for the 11th-most in an NFL postseason contest and tied for the second-most in franchise history. It also marked the third time in team history that a quarterback threw for four or more touchdowns in a postseason game. With 45 passing attempts, passed Earl Morrall (79) for the fourth-most passing attempts in Colts postseason history. With 29 completions, passed Morrall (37) for the fourth-most completions in Colts postseason history. With 443 yards, passed Morrall (667) for the fourth-most passing yards in franchise postseason history. With four touchdowns, passed Morrall and Jack Trudeau (two) for the fourth-most touchdown passes in Colts postseason history. His 45 rushing yards were the second-most in a playoff game by a Colts quarterback (48, Jim Harbaugh on Jan. 7, 1996). Became the first player in NFL history to record a passing touchdown and a fumble recovery for a touchdown in the same game in postseason history. Including the playoffs, won seven career games after trailing by double-digits, the most such wins in the NFL since the start of the 2012 season.
- Completed 20-of-41 passes for 331 yards, two touchdowns and four interceptions for a 53.0 passer rating in the team's AFC Divisional Playoff loss at New England (1/11/14). With 41 passing attempts, passed Jim Harbaugh (119) for the third-most attempts in Colts postseason history. Also passed Harbaugh (61) for the third-most completions in franchise postseason history and the third-most touchdowns in team postseason history.

2012 (COLTS):

- Started all 16 games in his rookie season. Was 339-of-627 passing for an NFL rookie record 4,374 yards, 23 touchdowns and 18 interceptions. Added 255 rushing yards on 62 carries and a club quarterback record five rushing touchdowns.
- In his first career NFL start at Chicago (9/9), completed 23-of-45 passes for 309 yards, one touchdown and three interceptions for a 52.9 quarterback rating. His 309 passing yards is the highest total by a Colts rookie quarterback in their franchise debut.
- Against the Vikings (9/16), completed 20-of-31 passes for 224 yards and two touchdowns for a 107.5 quarterback rating. Engineered two two-minute scoring drives. The first came at the end of the second quarter when he hit wide receiver Reggie Wayne for a 30-yard touchdown reception. The second came with 31 seconds remaining in the fourth quarter when he drove the team 40 yards to set up Adam Vinatieri's game-winning 53-yard field goal.
- Completed 22-of-46 passes for 313 yards, two touchdowns and one interception in the team's loss against Jacksonville (9/23).
- Set season highs in completions (31) and attempts (55) while throwing for 362 yards and three total touchdowns (two passing, one rushing) against Green Bay (10/7). Led the team back from an 18-point deficit to capture a 30-27 victory, becoming the first rookie quarterback to accomplish the feat since Detroit's Matthew Stafford in 2009. Became the Colts' first rookie quarterback since Bert Jones in 1973 to throw a touchdown pass in each of his first four career games. Became the first rookie in NFL history to pass for 1,200-plus yards (1,208) and record at least two wins in his team's first four games. Joined Carolina quarterback Cam Newton as the only players in NFL history to pass for at least 300 yards in three of their first four career games.
- Completed 22-of-44 passes for 280 yards and two interceptions in a loss at the New York Jets (10/14).
- Completed 16-of-29 passes for 186 yards and added two rushing touchdowns in a victory over Cleveland (10/21) in Week 7. Became the third quarterback in franchise history and the first since 1988 to rush for two touchdowns in a single game.
- Completed 26-of-38 passes for 297 yards, one touchdown and one interception for an 89.5 quarterback rating in a 19-13 overtime victory at Tennessee (10/28). Threw the game-winning 16-yard touchdown pass to running back Vick Ballard in overtime to seal the victory.
- Finished with a career day as he completed 30-of-48 passes for 433 yards and two touchdowns for a 105.6 quarterback rating against Miami (11/4). His 433 yards set a new NFL record for passing yards by a rookie quarterback in a single game and topped his rookie franchise

record for single game passing yards (362 vs. Green Bay on Oct. 7, 2012). Became the second rookie in NFL history to record four 300-yard passing games (Peyton Manning, 1998). His 433 passing yards mark the third-highest total in a single game in franchise history. His first half passing total of 273 yards was the fourth-highest total in franchise history for a first half (Peyton Manning, 324 vs. Buffalo on Sept. 23, 2001). Luck also became the second player in the NFL with 270-plus passing yards in the first half (Drew Brees, 314 in Week 7 vs. Tampa Bay) at that time in the season. He threw two touchdown passes, his first to Reggie Wayne (nine yards) in the first quarter and the second, a 36-yard touchdown to fellow rookie T.Y. Hilton in the third quarter.

- Threw for 227 yards on 18-of-26 passing in an NFL Network Thursday Night Football victory at Jacksonville (11/8).
- Completed 27-of-50 passes for 334 yards, two touchdowns and three interceptions at New England (11/18). With 334 yards, he became the first rookie quarterback in NFL history to register five 300-yard passing outings in his first season, topping Peyton Manning's record of four, which was set in 1998.
- Completed 20-of-37 passes for 240 yards, one touchdown and one interception for a 71.9 quarterback rating vs. Buffalo (11/25). With the win, he tied Sam Bradford for the most wins (seven) by a quarterback drafted No. 1 overall since 1970. Luck became the second rookie quarterback in Colts history to throw for 3,000-plus yards in their first season, and with 449 passing attempts, passed Jack Trudeau (417) for the second-most in a season by a rookie in team history.
- Finished the game having completed 24-of-54 passes for 391 yards, four touchdowns and three interceptions for a 70.8 passer rating at Detroit (12/2). With the win, he surpassed Sam Bradford (seven) to become the first rookie quarterback drafted No. 1 overall to record eight victories since 1966. With 3,596 passing yards, he passed Andy Dalton (3,398 in 2011), Matt Ryan (3,440 in 2008) and Sam Bradford (3,512 in 2010) for the third-most passing yards by a rookie in NFL history. Luck also totaled his sixth 300-yard passing game of the season, which improved his current rookie record. Luck's four touchdown passes set a career-high. His passing attempt total was the second-highest in 2012 (55 vs. Green Bay, 10/7). Luck and Seattle quarterback Russell Wilson were the first pair of NFL rookie quarterbacks with a game-winning touchdown pass in the final minute of the fourth quarter or overtime on the same day. The two joined Tim Couch and Matthew Stafford as the only rookies to throw a game-winning touchdown pass with 0:00 on the clock since 1970.
- Finished the game having completed 16-of-34 passes for 196 yards and one touchdown against Tennessee (12/9). With 196 yards, he set a new franchise record (3,792) for passing yards by a rookie, topping Peyton Manning's mark of 3,739 yards. With the Colts victory, he got credit for his sixth fourth quarter/overtime game-winning drive for the Colts, which is the most by a rookie since the AFL/NFL merger. He surpassed Vince Young (2006 Titans) and Ben Roethlisberger (2004 Steelers) who each had five.
- Completed 13-of-27 passes for 186 yards and two touchdowns for a 95.6 passer rating at Houston (12/16). Found wide receiver T.Y. Hilton on a 61-yard touchdown in the second quarter for the team's first touchdown of the game. The score marked Luck's sixth touchdown pass of 30-or-more yards and fourth touchdown pass of 40 yards or more.
- Completed 17-of-35 passes for 205 yards and one touchdown in a victory over Kansas City (12/23). With 205 yards, he set a new NFL record for passing yards by a rookie quarterback, topping Cam Newton's mark (4,051), which was set in 2011. Notched his seventh game-winning drive in the fourth quarter or overtime, which tied an NFL record (previously done on six occasions). He also broke Chris Chandler's franchise rookie record for wins in a season (10). With 35 passing attempts, Luck set a new NFL record for passing attempts by a rookie quarterback (topping Sam Bradford's record of 590). He also passed Peyton Manning (575) for the most in a season by a rookie quarterback in Colts history. Pieced together the team's first touchdown drive of the game in the fourth quarter when the Colts drove 73 yards in 13 plays, capped by a Reggie Wayne seven-yard touchdown.
- Completed 14-of-28 passes for 191 yards and two touchdowns in the team's victory over the Texans (12/30). With his first two completions in the first quarter, Luck set a new franchise record for completions by a rookie quarterback (327), topping Peyton Manning's old mark of 326 in 1998. Found wide receiver T.Y. Hilton for a 70-yard touchdown reception in the fourth quarter. The pass and reception both marked career highs for Luck and Hilton. Luck finished the regular season with 23 touchdown passes and surpassed Charlie Conerly (22) for the third-most touchdown passes by a rookie quarterback in NFL history. Finished the season having won 11 games as a starter and joined Ben Roethlisberger (13), Joe Flacco (11), Matt Ryan (11) and Russell Wilson (11) as the only starting rookie quarterbacks in the Super Bowl era

(since 1966) to win at least 11 games. Luck's 11 victories give him the most by a quarterback drafted No. 1 overall in his rookie season in NFL history. Sam Bradford held the previous record of seven wins in his rookie season with the St. Louis Rams in 2010.

- Completed 28-of-54 passes for 288 yards in the team's AFC Wild Card Playoff loss at Baltimore (1/6/13) and became the first quarterback selected No. 1 overall to start a postseason game as a rookie. Compiled the second-most passing yards by a rookie quarterback in a playoff game, set an NFL record for passing attempts by a rookie quarterback in a single postseason game and set a franchise record for passing attempts by a quarterback in a postseason game.

COLLEGE:

- Started all 38 games he played in at Stanford, completing 713-of-1,064 passes (67.0 percent) for 9,430 yards, 82 touchdowns and 22 interceptions, as he set school career records for touchdown passes and pass completion percentage.
- Was a two-time Heisman Trophy finalist in 2010 and 2011.
- Named the Maxwell Award Winner for the National Collegiate Player of the Year, the Walter Camp Football Foundation Player of the Year and the Pac-12 Conference Player of the Year following the 2010 and 2011 seasons. Was also the recipient of the Johnny Unitas Golden Arm Trophy and named the Capital One Academic All-America of the Year by CoSIDA in 2011.
- Finished his collegiate career at Stanford with 31 victories as a starter, the most ever attained by a Cardinal quarterback. His winning percentage (81.5) is the best in school history.
- Helped lead Stanford to 29 consecutive weeks in The Associated Press Top 25 poll, including 22 consecutive weeks in the Top 10.
- Quarterbacked three of the most prolific offensive teams in school history, by helping Stanford amass 461 points in 2009 as a freshman, a school-record 524 points as a sophomore and 561 points as a junior, the seventh-highest total in the nation.
- With 82 career touchdown passes, left school ranked fourth in Pac-12 Conference history. His career-high 37 scoring strikes as a junior are surpassed by only Southern California's Matt Leinart (38 in 2003) for the Pac-12 Conference season record.
- Earned the top two spots on the Stanford season record chart with 37 touchdown passes in 2011 and 32 connections in 2010.
- Finished second in school annals behind Steve Stenstrom (10,531 yards; 1991-94) for the most passing yardage for a career, and his pass attempts (1,064) and completions (713) both placed fourth in school history.
- Holds the second and third positions in the Stanford season record book with passing yardage figures of 3,517 yards as a junior and 3,338 yards as a sophomore, topped by only Steve Stenstrom's 3,627 yards in 1993.
- Completed 288 attempts in 2011 to rank behind only Stenstrom's 1993 total of 300 while his 2010 figure of 263 completions rank fourth on the Cardinal annual record chart.
- The first Cardinal to amass over 10,000 yards in total offense (10,387), establishing a new Stanford record and finishing sixth in Pac-12 history.
- Accounted for 3,791 total yards in 2010 and 3,667 in 2011 to earn the top two positions on the Cardinal season record list.
- Threw for over 300 yards in eight contests during his collegiate career, the fourth-best total by a Stanford passer.
- Became the first Stanford player to throw for at least four scores more than twice in a season.
- Holds the school career record for quarterbacks with 957 rushing yards. Set the season rushing record for a quarterback in 2010 with 453 yards and also ranks third on the list with 354 yards on the ground in 2009.

PERSONAL:

- Attended Stratford High School in Houston.
- Finished his prep career with 7,139 yards and 53 touchdowns on 488-of-824 passing (59.2 percent) while also adding 2,085 rushing yards in three seasons.
- As a senior, completed 196-of-338 pass attempts for 2,684 yards and 19 touchdowns and rushed for 671 yards. Earned Second Team All-Texas honors for Class 5A.
- Was an All-America selection by *SuperPrep* and listed as the nation's seventh-best quarterback by the publication in 2007.
- Threw for 2,926 yards and 27 touchdowns on 176-of-257 passing and rushed for 714 yards in his junior season.
- Named the 19-5A District MVP and was a *Rivals.com* All-America pick in 2006.
- Totaled 1,529 yards and seven touchdowns through the air on 116-of-229 passing as a sophomore, adding 700 rushing yards.

- Served as the co-valedictorian of his high school's graduation class of 2008.
- Is the spokesperson for Riley Hospital Change the Play, which encourages kids to challenge themselves to make better choices when it comes to food and exercise.
- Participated in the Community Tuesday caroling event at Riley Hospital to spread cheer during the holidays.
- Serves as a board member for the Indy Public Safety Foundation.
- Serves as a co-spokesperson for the “COLTSTRONG, LIBRARYSTRONG” campaign for the Indianapolis Library.
- Hosted an NFL PLAY 60 event with Indianapolis Public School students.
- Co-hosted the 12th Man Leukemia Jam, an event to benefit the Leukemia and Lymphoma society.
- Donates tickets as a Colts Community Ticket Block Sponsor.
- Was a participant in the CHUCKSTRONG Tailgate Gala where he threw touchdown passes to raise money.
- Participated in the 2015 Winter USO Tour.
- At Stanford, carried a 3.48 cumulative grade point average as an architectural design major.
- Son of former Houston Oiler and West Virginia quarterback Oliver Luck.

2015 GAME-BY-GAME STATISTICS

	PASSING							RUSHING							
Date/Opp.	GP	GS	Att.	Comp.	Yards	Pct.	Yds/Att.	TD	INT	LG	No.	Yards	Avg.	LG	TD
9/13 @ BUF	1	1	49	26	243	53.1%	5.0	2	2	30	4	20	5.0	11	0
9/21 vs. NYJ	1	1	37	21	250	56.8%	6.8	1	3	30	4	24	6.0	10	0
9/27 @ TEN	1	1	30	18	260	60.0%	8.7	2	2	48	6	21	3.5	15	0
10/4 vs. JAX	INACTIVE														
10/8 @ HOU	INACTIVE														
10/18 vs. NE															
10/25 vs. NO															
11/2 @ CAR															
11/8 vs. DEN															
11/22 @ ATL															
11/29 vs. TB															
12/6 @ PIT															
12/13 @ JAX															
12/20 vs. HOU															
12/27 @ MIA															
1/3 vs. TEN															
2015 TOTALS	3	3	116	65	753	56.0%	6.5	5	7	48	14	65	4.6	15	0

CAREER REGULAR SEASON STATISTICS

Year	PASSING							RUSHING							
	GP	GS	Att.	Comp.	Yards	Pct.	Yds/Att.	TD	INT	LG	No.	Yards	Avg.	LG	TD
2015 IND	3	3	116	65	753	56.0%	6.5	5	7	48	14	65	4.6	15	0
2014 IND	16	16	616	380	4,761	61.7%	7.7	40	16	80	64	273	4.3	20	3
2013 IND	16	16	570	343	3,822	60.2%	6.7	23	9	73t	63	377	6.0	29	4
2012 IND	16	16	627	339	4,374	54.1%	7.0	23	18	70t	62	255	4.1	19	5
TOTAL	51	51	1,929	1,127	13,710	58.4%	7.1	91	50	80	203	970	4.8	29	12

CAREER POSTSEASON STATISTICS


Year	PASSING							RUSHING							
	GP	GS	Att.	Comp.	Yards	Pct.	Yds/Att.	TD	INT	LG	No.	Yards	Avg.	LG	TD
2014 IND	3	3	120	70	767	58.3%	6.4	3	4	45	8	57	7.1	20	0
2013 IND	2	2	86	49	774	57.0%	9.0	6	7	64t	8	50	6.3	21	0
2012 IND	1	1	54	28	288	51.9%	5.3	0	1	25	4	35	8.8	18	0
TOTAL	6	6	260	147	1,829	56.5%	7.0	9	12	64t	20	142	7.1	21	0



ROBERT MATHIS

98 OUTSIDE LINEBACKER

6-2 245 ALABAMA A&M



NFL Exp: 13 (13th Year with Colts)

Born: 2/26/81

How Acquired: D5 – 2003 (138th overall)

GP/GS (Postseason): 167/99 (18/11)

CAREER TRANSACTIONS:

- Selected by the Colts in the fifth round (138th overall) of the 2003 NFL Draft.

PRO CAREER:

- Named to six consecutive Pro Bowls (2008-2013).
- Voted a 2013 Associated Press and *Sporting News* First Team NFL All-Pro selection for the first time in his career.
- In 2013, won the Deacon Jones Award as the NFL's sack leader with 19.5. Became the second member in Colts history to lead the league in sacks (Dwight Freeney, 2004).
- Was named to the 2013 PFWA All-NFL and All-AFC teams.
- Named NFL 101 AFC Defensive Player of the Year in 2013.
- Became the franchise all-time sack leader and single season sack leader with his sack against Houston on Dec. 15, 2013. Following his multiple-sack game against Jacksonville on Dec. 29, 2013, set a team single-season record for sacks with 19.5.
- Named the team's recipient of the 2011 Ed Block Courage Award.
- Became the 30th player in NFL history to total 100.0 career sacks following a 2.0-sack performance in a victory against Seattle (Oct. 6, 2013).
- Established a new NFL record with his 40th career sack-forced fumble during a Week 12 meeting at Arizona on Nov. 24, 2013. Topped Jason Taylor's previous record of 39. Now has 43 career sack-forced fumbles.
- Has five career 10.0-plus sack seasons.
- Has compiled a franchise record 27 multiple-sack contests and three career 3.0-plus sack games.
- Set a franchise record for the most multiple-sack games in a single season with seven in 2013.
- Compiled a string of four-straight multiple-sack games in 2013 (vs. Miami (9/15, 2.0), at San Francisco (9/22, 1.5), at Jacksonville (9/29, 3.0) and vs. Seattle (10/6, 2.0)).
- In 2005, set an NFL record with sacks in eight consecutive games to start a season. His streak of eight games ranks as the second-longest in club history (Dwight Freeney, nine).
- Also had a streak of eight consecutive games with a sack spanning the last two games of 2011 and the first six games of the 2012 season.
- Along with Dwight Freeney, became the first defensive end tandem since 1970 from the same team to be named to three consecutive Pro Bowls.
- Mathis and Freeney had 10.0-plus sacks each in 2004, 2005, 2008 and 2010, surpassing Reggie White and Clyde Simmons for the most seasons of 10.0-plus sacks each by teammates in NFL history.
- Mathis and Freeney combined for 21.0 sacks in 2010, the fifth time they have topped 20.0 sacks as a duo (26.5, 2004; 22.5, 2005; 22.0, 2008; 23.0, 2009).
- Named AFC Defensive Player of the Week on three occasions (2005, 2008, 2011) and AFC Defensive Player of the Month four times (November 2009, September 2010, October 2013 and December 2013).

2015 (COLTS):

- Was listed as inactive for the team's Week 1 loss at Buffalo (9/13).
- Made his regular season debut in a Week 2 loss against the New York Jets (9/21) and finished the game with one tackle and one quarterback hurry.
- In a Week 3 win at Tennessee (9/27), notched one tackle and 1.0 sack. With the sack, he passed former teammate Dwight Freeney for the 20th-most in NFL history.
- Posted one quarterback hurry in the team's Week 4 victory against Jacksonville (10/4).
- In a Week 5 win at Houston (10/8), tallied one tackle.

2014 (COLTS):

- Was placed on the Reserve/Suspended list for the first four games of the regular season.

QUICK HITS

In 2013, Mathis led the NFL with 19.5 sacks earning the league's inaugural Deacon Jones Award. He became the second member in Colts history to lead the league in sacks. Mathis was named to his sixth Pro Bowl, was voted an Associated Press and *Sporting News* NFL All-Pro and was named the NFL 101 AFC Defensive Player of the Year.

Mathis leads the Colts franchise with 112.0 sacks and became the 30th player in NFL history to total 100.0 career sacks following a 2.0-sack performance in a victory against Seattle on Oct. 6, 2013.

On Nov. 24, 2013, Mathis established a new NFL record with his 40th career sack-forced fumble during a Week 12 meeting at Arizona. He topped Jason Taylor's previous record of 39. Mathis now has 43 career sack-forced fumbles.

Mathis has compiled a franchise record with 27 multiple-sack contests and three career 3.0-plus sack games. He also set a team record for the most multiple-sack games in a single season with seven in 2013.

SINGLE-GAME HIGHS

Tackles: 10 vs. WAS (10/22/06)
Sacks: 3.0, three times (Last: at JAX 9/29/13)
FF: 3 vs. HOU (11/14/04)
FR: 1, 14 times (Last: at JAX 1/1/12)
INT: 1 at DET (12/2/12)
PD: 2 at NE (11/5/06)

- Placed on the Reserve/Non-Football Injury list on September 29, 2014.

2013 (COLTS):

- Voted a 2013 Associated Press and *Sporting News* First Team NFL All-Pro selection for the first time in his career.
- Won the Deacon Jones Award as the NFL's sack leader with 19.5. Became the second member in Colts history to lead the league in sacks (Dwight Freeney, 2004).
- Was named to the PFWA All-NFL and All-AFC teams.
- Named NFL 101 AFC Defensive Player of the Year.
- Earned his sixth consecutive Pro Bowl selection.
- Was named AFC Player of the Month on two occasions (October and December).
- Became the 30th player in NFL history to reach 100.0 career sacks while setting a franchise record for career sacks (111.0) and sacks for a single season (19.5).
- Started all 16 games at RUSH linebacker and recorded 65 tackles (54 solo), 19.5 sacks, eight forced fumbles and one pass defended. Also

contributed with eight tackles (five solo), 2.0 sacks and two forced fumbles in two postseason contests.

- In the regular season opener against Oakland (9/8), finished the game with six tackles (four solo) and the team's lone sack of the game (16-yard loss), which came at a pivotal moment in the fourth quarter on the Raiders final possession of the game.
- Logged 2.0 sacks against Miami (9/15) and added a forced fumble on his first quarterback takedown in the third quarter. The sacks moved him past Henry Thomas for 37th place on the NFL's all-time sack list (94.5) as he registered his 21st career multiple-sack contest. Has also totaled sacks in three consecutive games against Miami dating back to 2009. The forced fumble for Mathis was the 41st of his career. Finished the game with seven solo tackles and topped 500 stops for his career.
- Finished a Week 3 meeting at San Francisco (9/22) with three tackles (two solo) and 1.5 sacks. The sacks marked the fourth time he opened a season with at least 1.0 sack in three consecutive games (2005, 2010, 2012, 2013). The first sack of Colin Kaepernick also marked the 50th different quarterback takedown in his career. Surpassed Robert Porcher (95.5) for 35th place on the league's all-time sack list.
- Finished with 3.0 sacks and six solo tackles in a 37-3 victory against Jacksonville (9/29). The sacks marked the 97th, 98th and 99th of his career, which moved him past Warren Sapp (96.5), Dexter Manley (97.5), Jacob Green (97.5), Simon Fletcher (97.5) and Joey Porter (98.0) for 30th place on the league's all-time sacks list. The performance marked his 23rd multiple-sack game and his third career 3.0-sack contest. It was the third time in his career that he recorded a quarterback takedown in each of the first four games to open a season (2005 and 2012). He posted at least 1.0 sack in five consecutive games against Jacksonville.
- In a Week 5 victory against Seattle (10/6), compiled four tackles, 2.0 sacks, one forced fumble and one pass defended. Became the 30th player in NFL history to record 100.0 career sacks. With 2.0 sacks, passed Charles Haley and William Fuller (100.5) for 27th place on the league's all-time sack list. Added his second sack of the game in the third quarter, which marked his 24th career multiple-sack contest. It also marked the first time in his career that he totaled multiple sacks in four consecutive games (9/15/13 - 10/6/13). Opened a season with at least 1.0 sack in each of the first five games for the third time in his career (2005 & 2012). With 9.5 sacks through five games, ranks first among Colts players in quarterback takedowns through the first five games of a regular season in franchise history dating back to 1982.
- Finished with five tackles, 2.0 sacks and one forced fumble in a win against Denver (10/20). Sacked Peyton Manning in the second quarter and forced a fumble on the play, which went out of the end zone for a safety. Manning became the 52nd different quarterback that he has sacked in his career. Regained the league lead in sacks with 11.5. Tied the franchise record for multiple-sack games in a single season with five (Chad Bratzke and Dwight Freeney). Passed Jim Jeffcoat (102.5) for 26th place on the NFL's all-time sack list. Dating back to 1982 when sacks became an official stat, leads the franchise for the most sacks through seven games in a single season.
- In a Week 10 loss against St. Louis (11/10), totaled five tackles, 2.0 sacks and three tackles for loss. With 2.0 sacks, set a new career-high for a single season with 13.5. On his second sack of the contest in the first quarter, set a franchise record for the most multiple-sack games in a career (26) and multiple-sack games in a single season (six). Recorded the most sacks by a Colts player through the first nine games of a regular season with 13.5. With 105.0 career sacks, passed Kevin Carter and Neil Smith (104.5) for 24th place in NFL history.
- In a Week 12 meeting at Arizona (11/24), contributed with three tackles, 1.0 sack and one forced fumble. With his sack-forced fumble of Cardinals quarterback Carson Palmer in the second quarter, set a new NFL record for career sack-forced fumbles with 40. Jason Taylor was the previous record holder with 39. Also tied the franchise record for the most games with at least 1.0 sack in franchise history (81). With 106.0 career sacks, he tied with Trace Armstrong for 23rd place in NFL history. Recorded the most sacks by a Colts player through the first 11 games of a regular season (14.5).
- Finished with two tackles, 1.0 sack and one forced fumble in a Week 13 victory against Tennessee (12/1). Sacked Titans quarterback Ryan Fitzpatrick in the third quarter and forced a fumble on the play, which was recovered by inside linebacker Jerrell Freeman. The sack-forced fumble was the 41st of his career, which adds to his current NFL record. On the takedown, set a new franchise record for games with at least half of a sack (82), topping Dwight Freeney's old record. Recorded the most sacks by a Colts player through the first 12 games of a regular season with 15.5.
- In a Week 14 loss at Cincinnati (12/8), finished with one tackle.
- In a Week 15 victory against Houston (12/15), compiled four solo tackles, 1.0 sack and one forced fumble. With his third quarter strip-

QUICK HITS

Mathis has sacked 57 different quarterbacks leading to his career total of 118.5 (including the postseason). Here is a breakdown of his most sacked quarterbacks.

SACKS QUARTERBACK

7.0	David Carr
6.0	Blaine Gabbert
5.5	Matt Schaub
5.0	Tom Brady, Phillip Rivers, Alex Smith
4.5	Ryan Fitzpatrick
4.0	Joe Flacco, Steve McNair
3.5	Byron Leftwich, Chad Pennington
3.0	David Garrard, Carson Palmer, Ryan Tannehill
2.5	Seneca Wallace
2.0	Derek Anderson, Kellen Clemens, Kerry Collins, Jay Cutler, Chad Henne, J.P. Losman, Eli Manning, Peyton Manning, Kyle Orton, Michael Vick, Russell Wilson, T.J. Yates
1.5	Jason Campbell, Colin Kaepernick, Donovan McNabb, Ben Roethlisberger
1.0	Drew Brees, Brodie Croyle, Trent Dilfer, A.J. Feeley, Doug Flutie, Josh Freeman, Jeff Garcia, Adam Jones, Case Keenum, Jon Kitna, Craig Krenzel, Jake Locker, Marcus Mariota, Jamie Martin, Cam Newton, Christian Ponder, Terrelle Pryor, Aaron Rodgers, Sage Rosenfels, Billy Volek, Kurt Warner, Anthony Wright
0.5	Marc Bulger, Matt Cassel, Trent Green, Mike McMahon

sack of Texans quarterback Case Keenum, set a new career franchise record for sacks (108.0), which was previously held by Dwight Freeney (107.5) from 2002-2012. On the same play, established a new Colts record for sacks in a single season with 16.5, topping Freeney's mark of 16.0 in 2004. The strip-sack of Keenum resulted in a Colts safety and was the 42nd of his career, which improved his current NFL record. Passed Pat Swilling (107.5) for 22nd place on the NFL's all-time sack list and tied Freeney for 21st place.

- Totaled five tackles (four solo), 1.0 sack, and two forced fumbles in a Week 16 win at Kansas City (12/22). His two forced fumbles tied his single season career-best (eight in 2005) and both led to Colts touchdowns on their ensuing offensive possessions. Surpassed Dwight Freeney for 21st place on the NFL's all-time sack list.
- Started at RUSH linebacker in a Week 17 victory against Jacksonville and claimed the league's sack title following a 2.0-sack performance. Finished the season with a team single-season record 19.5 sacks. Also added seven tackles. With his first quarter sack, passed Greg Townsend for 20th place on the NFL's all-time sack list. Contributed with his second sack of the game in the third quarter when he brought down Chad Henne for a nine-yard loss. With the sack, he improved his current franchise record of career multiple-sack games to 27 as well as his single-season team record for multiple-sack contests to seven.
- Contributed with three tackles, 1.0 sack and one forced fumble in an AFC Wild Card Playoff victory against Kansas City (1/4/14). Tallied his lone sack of the game in the third quarter and forced a fumble on the play, which was recovered by Kelvin Sheppard. Moved into first place in franchise history with his third career postseason forced fumble, topping Dwight Freeney and Nick Harper (two) for the top spot. The turnover also led to a Colts touchdown. With 1.0 sack, moved within 3.5 sacks of Freeney's postseason franchise record (9.0). Also moved into a tie with Freeney for the fifth-most postseason games played in franchise history with 17.
- In the team's AFC Divisional Playoff loss at New England (1/11/14), tallied five tackles (three solo), 1.0 sack and one forced fumble. The sack was his second of the postseason as he sits 2.5 sacks shy of Dwight Freeney's postseason franchise record. Moved into a tie with Justin Snow and Reggie Wayne for the third-most postseason games played in franchise history with 18.

2012 (COLTS):

- Started all 12 games he played in and registered 51 tackles (31 solo), 8.0 sacks, two passes defended, one forced fumble and his first career interception.
- Selected to his fifth consecutive Pro Bowl.
- Started at strongside linebacker in the team's season opener at Chicago (9/9) and posted eight tackles (six solo), 2.0 sacks and three tackles for loss. He sacked Jay Cutler on the first play of the game and added his second of the contest in the third quarter. The multi-sack performance by Mathis was the 20th of his career and the first since a Dec. 22, 2011, meeting against Houston (2.0).
- Against the Vikings in Week 2 (9/16), compiled eight tackles (five solo) and 1.0 sack. His 3.0 sacks through the first two games of the season matched his career-best of 3.0 sacks which he totaled through Week 2 of the 2010 campaign.
- Compiled three tackles and recorded a sack and forced fumble when he brought down quarterback Blaine Gabbert against Jacksonville (9/23).
- Against Green Bay (10/7), finished with four tackles and 1.0 sack for a loss of six yards.
- In his first contest back from a three-game absence due to injury, recorded a sack of Dolphins quarterback Ryan Tannehill against Miami (11/4). With the sack, Mathis improved his consecutive games sack streak to eight, which tied a personal best. The streak dated back to a 2011 Week 15 meeting against Tennessee (12/18/11). In the eight-game sack streak, he totaled 10.0 sacks.
- Tallied three tackles and a sack against Buffalo (11/25). With the sack, Mathis topped 90.0 sacks for his career (90.5) and improved his season total to 7.0.
- Posted four tackles at Detroit (12/2), his first career interception and one pass defended in the team's victory.
- Recorded his team-leading eighth sack of the season when he dropped Texans quarterback Matt Schaub for an eight-yard loss at Houston (12/16). Also added five tackles (four solo).
- Finished with six tackles (four solo) and one tackle for loss against Houston (12/30).
- Started at strongside linebacker in the team's AFC Wild Card Playoff loss at Baltimore (1/6/13) and tallied seven tackles (four solo) and the team's lone sack of the game. The sack was his sixth in nine career games against Baltimore (including the postseason) and improved his career postseason total to 4.5. Mathis also moved into a tie for sixth place in franchise history for the most postseason games played (16).

2011 (COLTS):

- Competed in all 16 contests (15 starts) and totaled 45 tackles, a team-leading 9.5 sacks, three forced fumbles, three fumble recoveries and one pass defended.
- Selected to his fourth consecutive Pro Bowl.
- Named AFC Defensive Player of the Week for his performance against Houston (12/22).
- Started in the season opener at Houston (9/11) and posted two tackles and the team's lone sack.
- Posted 1.0 sack, one forced fumble and one fumble recovery against Pittsburgh (9/25).
- Tallied four solo tackles and 1.0 sack at Tampa Bay (10/3).
- Led the defensive line with six tackles (two solo) while contributing with 1.0 sack against Jacksonville (11/13).
- Totaled four tackles and added 1.0 sack against Carolina (11/27).
- Notched two tackles and moved past the 80.0 career sack mark with his quarterback takedown of Matt Hasselbeck against Tennessee (12/18).
- Recorded 2.0 sacks and one fumble recovery against Houston (12/22), taking the team lead in sacks for the season. The game also marked his 19th career multiple-sack contest. For his efforts, he was named AFC Defensive Player of the Week.
- Logged 1.0 sack in the season finale at Jacksonville (1/1/12) and

finished the season with a team-high 9.5.

2010 (COLTS):

- Started all 16 games at left defensive end and was only one-of-four defensive players to open every game.
- Earned his third consecutive Pro Bowl selection.
- Was named AFC Defensive Player of the Month for September with 11 tackles, 4.0 sacks and one forced fumble.
- Named to the PFW/PFWA All-AFC Team.
- Finished the season with 60 tackles (44 solo), 11.0 sacks, one forced fumble, one fumble recovery, one pass defended and 19 quarterback pressures.
- Tallied his fourth season with 10.0-plus sacks.
- Registered five tackles and 1.0 sack at Houston (9/12).
- Collared four tackles, 2.0 sacks and one forced fumble against the New York Giants (9/19).
- Tied a season-high with six tackles against Kansas City (10/10).
- Totaled five tackles and 1.5 sacks at Washington (10/17).
- Notched five tackles and 1.0 sack against Cincinnati (11/14).
- Had six tackles, 1.5 sacks and four quarterback pressures at Oakland (12/26).
- Started at left defensive end in the team's AFC Wild Card Playoff game against the New York Jets (1/8/11) and finished with two tackles.

2009 (COLTS):

- Played in 14 games (nine starts), was inactive for one contest and active, but did not play in another.
- Earned his second consecutive Pro Bowl selection.
- Was named AFC Defensive Player of the Month for November with 16 tackles, 4.5 sacks and two forced fumbles.
- Completed the season with 39 tackles (29 solo), 9.5 sacks, five forced fumbles (tied for third in the NFL), two passes defended and 23 quarterback pressures.
- Totaled 1.0 sack and one forced fumble at Miami (9/21).
- Finished with four tackles, 1.0 sack and six quarterback pressures at Arizona (9/27).
- Had six tackles, 2.5 sacks and two forced fumbles against Seattle (10/4).
- Recorded four tackles, 2.0 sacks and one forced fumble against New England (11/15).
- Tallied four tackles against Baltimore (1/16/10) in the AFC Divisional Playoffs.
- Contributed with four stops against the New York Jets (1/24/10) in the AFC Championship Game.
- Started at defensive end against New Orleans in Super Bowl XLIV (2/7/10).

2008 (COLTS):

- Competed in 15 games (two starts) at defensive end and finished the year with 56 tackles (42 solo), a team-leading 11.5 sacks, five forced fumbles, three fumble recoveries, three passes defended and 16 quarterback pressures. Was inactive for one contest against Tennessee



GETTING TO KNOW ROBERT MATHIS

Favorite team and/or athlete outside of football: Atlanta Braves and Indiana Pacers

Favorite musician and/or song: Musician – Ron Isley. Song – “Motivation” by T.I.

What is something interesting about you that most people may not know: I am a joker

Favorite food: Soul food

Favorite vacation spot: Anywhere with a nice beach.

If you could have lunch with three people, living or dead, who would they be: My grandmother, my mom and Barack Obama

Favorite movie: *Life*

What's the one thing you couldn't live without: Family

(12/28).

- Earned his first career Pro Bowl selection and was named AFC Defensive Player of the Week for his performance against Cleveland (11/30).
- Was named to the PFW/PFWA All-AFC team.
- Totaled four multiple-sack games, including three consecutive at San Diego (11/23), at Cleveland (11/30) and against Cincinnati (12/7).
- His season sack total tied a career-high (2005) and was his third career 10.0-plus sack season (2004).
- Posted six tackles, 1.0 sack and one forced fumble against Chicago (9/7).
- Tallied one tackle, 1.0 sack, one forced fumble and one fumble recovery at Houston (10/5).
- Finished with nine tackles (eight solo), 3.0 sacks, one forced fumble and one fumble recovery against Baltimore (10/12).
- Had five solo tackles, 2.0 sacks and one forced fumble at San Diego (11/23).
- Registered 2.0 sacks and one fumble recovery, which was returned for a 37-yard touchdown at Cleveland (11/30). Passed Duane Bickett (50.0) for second place on the club's career sacks list and was named AFC Defensive Player of the Week for his efforts.
- Compiled nine tackles (six solo), 2.5 sacks and one forced fumble against Cincinnati (12/7).
- Was a reserve defensive end in the AFC Wild Card Playoff game at San Diego (1/3/09) and totaled four tackles (three solo), 2.0 sacks and three quarterback pressures.

2007 (COLTS):

- Started in 12-of-13 games played at defensive end. Was inactive for the final three games of the season due to injury.
- Finished the year with 63 tackles (45 solo), 7.0 sacks, four forced fumbles, one fumble recovery and 17 quarterback pressures.
- Led the team in sacks and tied for the lead in forced fumbles while ranking second in pressures.
- Collared six tackles, 1.0 sack, one forced fumble and one fumble recovery against New Orleans (9/6).
- Tallied four tackles and 1.0 sack at Houston (9/23).
- Contributed with nine tackles (six solo) at Carolina (10/28).
- Recorded seven solo tackles and 2.0 sacks against New England (11/4).
- Totaled five tackles (four solo) and 1.0 sack at San Diego (11/11).
- Posted seven tackles (four solo), 1.0 sack and one forced fumble against Kansas City (11/18).
- Notched eight tackles (seven solo), 1.0 sack and one forced fumble against Jacksonville (12/2).
- Was a reserve defensive end against San Diego (1/13/08) in the AFC Divisional Playoffs.

2006 (COLTS):

- Started all 16 games at left defensive end in his first full season as a starter. Finished the season with 90 tackles (76 solo), 9.5 sacks, four forced fumbles, two fumble recoveries, four passes defended and 22 quarterback pressures.
- Led the team in sacks while his tackle total ranked fourth and his solo stop total ranked second.
- Produced four multiple-sack games.
- Tallied five tackles and one fumble recovery at the New York Giants (9/10).
- Posted 10 tackles against Washington (10/22).
- Finished with three tackles and 2.0 sacks against Buffalo (11/12).
- Contributed with three tackles, 2.0 sacks, two forced fumbles and one fumble recovery against Philadelphia (11/26).
- Totaled four tackles, 0.5 sacks and one forced fumble against Kansas City (1/6/07) in the AFC Wild Card Playoff game.
- Collared three tackles, 1.0 sack, one forced fumble and one fumble recovery at Baltimore (1/13/07) in the AFC Divisional Playoffs.
- Notched four stops against New England (1/21/07) in the AFC Championship Game.
- Registered two tackles and one forced fumble vs. Chicago (2/4/07) in a Super Bowl XLI victory.

2005 (COLTS):

- Appeared in 13 games on the defensive line and special teams. Was inactive for the final three games of the season.
- Finished the year with 40 tackles (35 solo), 11.5 sacks, eight forced fumbles, 13 quarterback pressures, two passes defended and 29 special teams stops.
- Was named AFC Defensive Player of the Week for his performance at Houston (10/23).
- Led the team in sacks and forced fumbles.
- Opened the season with sacks in eight consecutive games, setting

a then-club record, which also tied for the third-longest streak for consecutive games with a sack in NFL history (10, Simon Fletcher; nine, Bruce Smith; nine, Kevin Greene).

- Produced five solo tackles, 2.0 sacks and one forced fumble at San Francisco (10/9).
- Tallied 1.0 sack and a forced fumble at Baltimore (9/11) and against Jacksonville (9/18).
- Added 1.0 sack at Cincinnati (11/20) and against Tennessee (12/4).
- Saw action as a reserve defensive end and on special teams against Pittsburgh (1/15/06) in the AFC Divisional Playoffs and finished with one tackle, one pass defended and two special teams stops.

2004 (COLTS):

- Played in 16 games (one start) and totaled 35 tackles (27 solo), 10.5 sacks, six forced fumbles, three fumble recoveries and 17 quarterback pressures while adding 18 special teams tackles.
- Contributed with sacks in eight games.
- Along with teammate Dwight Freeney (16.0), produced the ninth and 10th double-digit sack season in club history and as a tandem recorded a sack total of 26.5, which topped the NFL.
- Tallied 1.0 sack against Green Bay (9/26), at Jacksonville (10/3), against Jacksonville (10/24), at Chicago (11/21) and at Houston (12/12).
- Posted 2.0 sacks against Oakland (10/10).
- Had 3.0 sacks and three forced fumbles against Houston (11/14).
- Was a reserve defensive lineman and special teamer in the team's AFC Wild Card Playoff game against Denver (1/9/05). Totaled two tackles and two special teams stops before leaving the game due to a knee injury.
- Was inactive for the AFC Divisional Playoff game at New England (1/16/05).

2003 (COLTS):

- Played in 16 games as a reserve defensive end and special teamer. Finished the year with 11 tackles (seven solo), 3.5 sacks, three forced fumbles, one fumble recovery, two passes defended and nine quarterback pressures while adding 17 special teams tackles.
- Named to the PFW/PFWA NFL All-Rookie Team.
- Tallied two tackles, 2.0 sacks and one forced fumble against Tennessee (9/14).
- Contributed with half of a sack against the New York Jets (11/16).
- Recorded a forced fumble and a fumble recovery at Tennessee (12/7).
- Notched 1.0 sack against Atlanta (12/14).
- Totaled three tackles (two solo), five special teams stops and one pass defended in the playoffs.
- Was a reserve defensive end for the team's AFC Wild Card Playoff game against Denver (1/4/04), the AFC Divisional Playoffs at Kansas City (1/11/04) and the AFC Championship at New England (1/18/04).

COLLEGE:

- A four-year player who started 39 games at defensive end at Alabama A&M.
- Totaled 221 career tackles, 44.0 sacks, 20 forced fumbles, and five fumble recoveries.
- Started 12 games as a senior and registered an NCAA 1-AA record with 20.0 sacks. Also added 58 tackles, 10 forced fumbles, eight passes defended, 30 tackles for loss and seven quarterback pressures.
- Notched 5.0 sacks against Prairie View A&M.
- Was a preseason All-SWAC pick as a junior and led the conference with 9.0 sacks.
- Led the conference with 13.0 sacks as a sophomore.
- Holds a degree in physical education.

PERSONAL:

- Attended McNair High School in Gresham Park, Ga.
- Assisted the Indianapolis Public Schools Foundation with its annual "Food 4 Thought" fundraiser.
- Hosted a fundraiser for the Boys and Girls Club of Huntsville, Ala.
- Has contributed over \$7,000 to college and high school sports programs.
- Hosts an annual Celebrity Softball game at Victory Field to benefit the Indiana Children's Wish Fund.
- Sponsors a ticket block to provide Colts tickets to underserved youth.
- Assisted with Cory Redding's holiday shopping event in 2013.
- Member of Omega Psi Phi.
- Born in Atlanta.

2015 GAME-BY-GAME STATISTICS

Date/Opp.	GP	GS	Solo	Asst.	Total	Sacks	PD	FF	FR	INT	Yds	Avg.	LG	TD
INACTIVE														
9/13 @ BUF														
9/21 vs. NYJ	1	0	1	0	1	0.0	0	0	0	0	0	0.0	0	0
9/27 @ TEN	1	0	1	0	1	1.0	0	0	0	0	0	0.0	0	0
10/4 vs. JAX	1	0	0	0	0	0.0	0	0	0	0	0	0.0	0	0
10/8 @ HOU	1	0	1	0	1	0.0	0	0	0	0	0	0.0	0	0
10/18 vs. NE														
10/25 vs. NO														
11/2 @ CAR														
11/8 vs. DEN														
11/22 @ ATL														
11/29 vs. TB														
12/6 @ PIT														
12/13 @ JAX														
12/20 vs. HOU														
12/27 @ MIA														
1/3 vs. TEN														
2015 TOTALS	4	0	3	0	3	1.0	0	0	0	0	0	0.0	0	0

CAREER REGULAR SEASON STATISTICS

Year	GP	GS	Solo	Asst.	Total	Sacks	PD	FF	FR	INT	Yds	Avg.	LG	TD
2015 IND	4	0	3	0	3	1.0	0	0	0	0	0	0.0	0	0
2014 IND	RESERVE/NON-FOOTBALL INJURY													
2013 IND	16	16	54	11	65	19.5	1	8	0	0	0	0.0	0	0
2012 IND	12	12	31	20	51	8.0	2	1	0	1	1	1.0	1	0
2011 IND	16	15	29	16	45	9.5	1	3	3	0	0	0.0	0	0
2010 IND	16	16	44	16	60	11.0	1	1	1	0	0	0.0	0	0
2009 IND	14	9	29	10	39	9.5	2	5	0	0	0	0.0	0	0
2008 IND	15	2	42	14	56	11.5	3	5	3	0	0	0.0	0	0
2007 IND	13	12	45	18	63	7.0	0	4	1	0	0	0.0	0	0
2006 IND	16	16	76	14	90	9.5	4	4	2	0	0	0.0	0	0
2005 IND	13	0	35	5	40	11.5	2	8	0	0	0	0.0	0	0
2004 IND	16	1	27	8	35	10.5	0	6	3	0	0	0.0	0	0
2003 IND	16	0	7	4	11	3.5	2	3	1	0	0	0.0	0	0
TOTAL	167	99	422	136	558	112.0	18	48	14	1	1	1.0	1	0

CAREER POSTSEASON STATISTICS

Year	GP	GS	Solo	Asst.	Total	Sacks	PD	FF	FR	INT	Yds	Avg.	LG	TD
2014 IND	RESERVE/NON-FOOTBALL INJURY													
2013 IND	2	2	5	3	8	2.0	0	2	0	0	0	0.0	0	0
2012 IND	1	1	4	3	7	1.0	0	0	0	0	0	0.0	0	0
2010 IND	1	1	2	0	2	0.0	0	0	0	0	0	0.0	0	0
2009 IND	3	3	5	3	8	0.0	0	0	0	0	0	0.0	0	0
2008 IND	1	0	3	1	4	2.0	0	0	0	0	0	0.0	0	0
2007 IND	1	0	0	0	0	0.0	0	0	0	0	0	0.0	0	0
2006 IND	4	4	8	5	13	1.5	0	3	1	0	0	0.0	0	0
2005 IND	1	0	1	0	1	0.0	1	0	0	0	0	0.0	0	0
2004 IND	1	0	2	0	2	0.0	0	0	0	0	0	0.0	0	0
2003 IND	3	0	2	1	3	0.0	1	0	0	0	0	0.0	0	0
TOTAL	18	11	32	16	48	6.5	2	5	1	0	0	0.0	0	0


SPECIAL TEAMS TACKLES: 15 (2006 - 6, 2005 - 2, 2004 -2, 2003 - 5)



PAT McAFEE

1 PUNTER

6-1 233 WEST VIRGINIA



NFL Exp: 7 (7th Year with Colts)

Born: 5/2/87

How Acquired: D7 – 2009 (222nd overall)

GP/GS (Postseason): 100/0 (10/0)

CAREER TRANSACTIONS:

- Selected by the Colts in the seventh round (222nd overall) of the 2009 NFL Draft.

PRO CAREER:

- Was selected to his first career Pro Bowl in 2014.
- Was named to the 2014 Associated Press NFL All-Pro Team. Joined Adam Vinatieri as just the fourth punter-kicker duo from the same team to both earn recognition in the same season.
- Named to the 2014 PFWA All-NFL Team.
- Holds Colts career records in kickoffs (505), kickoff touchbacks (255), punting gross average (45.9) and punting net average (39.4).
- Ranks fourth in franchise history in career punts (456) and punting yards (20,915) and third in punts inside the 20 (152).
- In 2014, set franchise single-season records with a 42.8 net punting average, 30 punts pinned inside the 20-yard line and 70 kickoff touchbacks.
- Set a Colts single-game record with eight kickoff touchbacks against Jacksonville in Week 3 of 2014.
- Recorded the longest punt in Colts postseason history with a 68-yard kick in an AFC Wild Card Playoff win against Cincinnati on Jan. 4, 2015.
- Tied the fifth-longest punt in Colts history with a 66-yard kick at Jacksonville on Oct. 3, 2010.
- In 2012, set franchise single-season records for gross punting average (48.2), net punting average (40.3) and games averaging 50-plus gross yards per punt (five) while tying records for punts inside the 20 (26) and kickoff touchbacks (45).
- Holds the NFL postseason record for gross punting average with a 46.9 mark and ranks fifth in net average (39.2).
- Holds the NFL record for the highest career punting average (46.9) in the NFL postseason (minimum 25 punt).
- Named to the PFW/PFWA and *Sporting News* NFL All-Rookie Teams in 2009.
- Was named AFC Special Teams Player of the Month in September of 2014 and was honored as AFC Special Teams Player of the Week after his performance against the Houston Texans (Week 6) on Oct. 9, 2014 and at the Tennessee Titans (Week 3) on Sept. 27, 2015.
- Was named the team's 2014 Man of the Year and a Byron "Whizzer" White Award nominee.

2015 (COLTS):

- In a Week 1 loss at Buffalo (9/13), totaled four punts for a 44.3 average with a long kick of 48 yards. Also notched two kickoff touchbacks. With 177 punting yards, he reached 20,000 for his career.
- Finished with three punts for a 49.7 average and net with a long kick of 57 yards and one punt pinned inside the 20-yard line in a Week 2 loss against the New York Jets (9/21).
- In a Week 3 win at Tennessee (9/27), totaled five punts for a 49.8 average with a long kick of 54 yards and one punt pinned inside the 20-yard line. Also contributed with six kickoff touchbacks and converted a fake punt into a first down in the third quarter, picking up 18 yards. Was named AFC Special Teams Player of the Week for his performance.
- Tallied six punts for a 47.8 average (45.0 net), pinned two punts inside the 20-yard line and registered a long kick of 57 yards in a Week 4 victory against Jacksonville (10/4). Also contributed with five kickoff touchbacks.
- In a Week 5 win at Houston (10/8), totaled three punts for a 49.0 average, including two pinned inside the 20-yard line and a long kick of 53 yards. He also added six kickoff touchbacks appearing in his 100th career game.

2014 (COLTS):

- Totaled 69 punts for 3,221 yards and a 46.7 gross average (42.8 net average) while adding 30 punts pinned inside the 20-yard line and

QUICK HITS

McAfee was named to the 2014 Associated Press NFL All-Pro Team and joined Adam Vinatieri as just the fourth punter-kicker duo from the same team to both earn recognition in the same season.

McAfee ranks first in NFL postseason history in career punting average (46.9) and fifth in net average (39.2) with minimum of 25 punts. He also holds the team record for the longest punt in a postseason game with a 68-yard kick in Indianapolis' AFC Wild Card Playoff win against Cincinnati on January 4, 2015.

In 2014, McAfee converted an NFL-high 3-of-3 onside kicks, including a recovery of his own in a win at Houston on Oct. 9. The last time the Colts were able to convert three onside kicks in the same season was in 1997.

- a long kick of 61 yards. Also contributed with 90 kickoffs and three special teams tackles.
- In three postseason games, finished with 13 punts for a 47.9 gross average with one kick pinned inside the 20-yard line.
- Was named to the Associated Press NFL All-Pro team, and was voted to his first career Pro Bowl.
- Was named AFC Special Teams Player of the Month (September) after leading the NFL in net punting average (45.6) and ranking third in gross punting average (49.6). Posted a league-high 24 touchbacks on kickoffs and converted two onside kicks in the month. Also earned AFC Special Teams Player of the Week (Week 6) honors.
- Was named the team's 2014 Man of the Year.
- Set franchise single-season records with a 42.8 net punting average, 30 punts pinned inside the 20-yard line and 70 kickoff touchbacks.
- In the Week 1 regular season opener at Denver (9/7), totaled four punts for a 49.8 average with a long kick of 59 yards. Also served as the holder for Adam Vinatieri's 25-yard field goal and three extra points. Added four touchbacks on kickoffs and converted an onside kick.
- Registered four punts for a 55.3 average in a Week 2 meeting against Philadelphia (9/15), which was the third-best mark of his career (55.4 vs. Kansas City, 10/9/11). Pinned one punt inside the 20-yard line and added a long kick of 61 yards.
- In a Week 3 victory at Jacksonville (9/21) set a franchise single-game record with eight kickoff touchbacks. Netted two punts for a 53.5-yard average and pinned both kicks inside the 20-yard line. Served as the

SINGLE-GAME HIGHS

Punts:	9, two times (Last: vs. DEN 10/20/13)
Yards:	451 vs. ATL (11/6/11)
Gross Avg:	56.7 (3 punts) vs. NE (11/16/14)
Net Avg:	54.7 (3 punts) vs. NE (11/16/14)
LG:	66 at JAX (10/3/10)
In20:	6 vs. DEN (10/20/13)
KO:	9, two times (Last: at NYG 11/3/14)
KO TB:	8 at JAX (9/21/14)

holder for Adam Vinatieri's three field goals and five extra points.

- Notched four punts for a 42.0 average, pinned three kicks inside the 20-yard line and added a long punt of 60 yards in a Week 4 win against Tennessee (9/28). Also contributed with seven kickoff touchbacks and held for Adam Vinatieri's two field goals and five extra points. Converted his second onside kick of the season.
- In a 33-28 victory at Houston (10/9), contributed with four punts for a 39.8 average, pinned three punts inside the 20-yard line and contributed with a long kick of 44 yards. On the three punts pinned inside the 20, Houston punted and fumbled twice on its three offensive possessions after obtaining the ball. Successfully recovered his own onside kick in the first quarter, which led to a Colts touchdown on the ensuing drive. The swing in momentum helped the Colts to a 24-0 first quarter lead. The team's 24 points in the opening quarter were the most dating back to 1958. It was the third onside kick attempt and recovery for Indianapolis during the season.
- Totaled three punts for a 51.0 average with a long kick of 59 yards in a Week 8 loss at Pittsburgh (10/26). Added five kickoff touchbacks and held for Adam Vinatieri's two field goals and four extra point conversions.
- Finished with six punts for a 40.0 average with a long kick of 52 yards and three punts pinned inside the 20-yard line in a Week 9 win at the New York Giants (11/3). Added five touchbacks on kickoffs.
- In a Week 11 loss against New England (11/16), netted three punts for a single-game career high 56.7 yard average, with two pinned inside the 20-yard line and a long kick of 58 yards. Also recorded four touchbacks on kickoffs. Tied Hunter Smith for the second-most games totaling a 50.0-plus punting average in team history with 14. Rohn Stark holds the team record with 15 from 1982-1994.
- Logged three punts for a 46.0 average, one pinned inside the 20-yard line and a long kick of 58 yards in a Week 13 win against Washington (11/30). Added seven kickoff touchbacks and served as the holder for Adam Vinatieri's single-game career-high seven extra points.
- Tallied seven punts for a 46.4 average, pinned four kicks inside the 20-yard line and contributed with a long punt of 59 yards in a Week 15 win against Houston (12/14). Also recorded three kickoff touchbacks.
- Notched five punts for a 46.4 average and recorded a long kick of 61 yards in a Week 16 loss at Dallas (12/21). Also contributed with one kickoff touchback.
- In a Week 17 victory at Tennessee (12/28), totaled five punts for a 40.6 average and pinned three kicks inside the 20-yard line. He also added one kickoff touchback. On his first punt of the game in the first quarter, he set a new franchise single-season record for punts pinned inside the 20-yard line with 28. Finished the game with three and improved his total to 30 for the season. Set a new single-season franchise record for net punting average with a 42.8 mark. He surpassed his previous team record of 40.3, which he set in 2012.
- In the team's AFC Wild Card Playoff victory against Cincinnati (1/4/15), totaled four punts for a 51.5 average and a long kick of 68 yards. He also contributed with four kickoff touchbacks. Logged punts of 59, 68, 40 and 39 yards. With his 68-yard punt in the third quarter, established a new career-long (regular season and postseason), which was also the

longest punt in Colts postseason history. His 51.5 punting average is the third-best for a postseason game in Colts history.

- Totaled four punts for a 42.3 average with a long kick of 46 yards and one pinned inside the 20-yard line in the team's AFC Divisional Playoff win at Denver (1/11/15). Added five kickoff touchbacks.
- Contributed with five punts for a 49.6 average with a long punt of 58 yards in an AFC Championship Game loss at New England (1/18/15).

2013 (COLTS):

- In 16 games, totaled 76 punts for 3,499 yards (46.0 avg.), a net average of 38.5, a long kick of 65 yards and 27 punts pinned inside the 20-yard line. Also contributed with 41 touchbacks on 86 kickoffs and four special teams tackles.
- Notched four punts for a 51.5 average and a long kick of 60 yards against Miami (9/15) in Week 2. Also pinned one punt inside the 20-yard line. It marked his 10th career game averaging 50.0-plus gross yards per punt.
- In a Week 3 victory at San Francisco (9/22), totaled four punts for a 48.0 average while pinning three kicks inside the 20-yard line. Also added a long punt of 52 yards and contributed with three touchbacks on kickoffs.
- Compiled three punts for a 46.0 average and a long kick of 60 yards in Week 4 at Jacksonville (9/29). Added four touchbacks on eight kickoffs and was the holder for Adam Vinatieri's three field goals and four extra points.
- Totaled three punts for a 46.5 average and had one kick blocked in a Week 5 victory against Seattle (10/6). Added eight kickoffs, six of which went for touchbacks. Handled holding duties for kicker Adam Vinatieri to split the uprights on two field goals and two extra points.
- Finished a Week 7 victory against Denver (10/20) with nine punts for a 48.9 average and added four touchbacks on kickoffs. Set a franchise single-game record with six punts pinned inside the 20-yard line besting Rohn Stark's previous mark of five, which he set on Nov. 11, 1990 at New England. Made a touchdown-saving tackle when he took down Broncos returner Trindon Holliday on a kickoff return in the first quarter.
- Logged six punts for a 49.7 average, including a long kick of 58 yards in a Week 10 loss against St. Louis (11/10). Also added two kickoffs, one of which went for a touchback.
- In a Week 13 win against Tennessee (12/1), tallied five punts for a 45.4 average, pinned one kick inside the 20-yard line and also added a 60-yard punt. Contributed with six kickoffs, which included three touchbacks and served as the holder for Adam Vinatieri's five field goals and one extra point.
- Registered seven punts for a 47.6 average, downed four kicks inside the 20-yard line and recorded a long punt of 55 yards in a Week 14 loss at Cincinnati (12/8). Also contributed with one touchback on a kickoff and one special teams tackle.
- Finished with four punts for a 50.3 average and one kick pinned inside the 20-yard line in a Week 16 win at Kansas City (12/22). Added five kickoffs and one touchback, while holding for kicker Adam Vinatieri to convert 3-of-4 field goal attempts and two PATs. Also tallied one special teams tackle.
- Tallied five punts for a 47.4 average while contributing with a long kick of 65 yards and three punts pinned inside the 20-yard line in a Week 17 win against Jacksonville (12/29). Set a franchise single season record with his 27th punt pinned inside the 20. Also contributed with three touchbacks on six kickoffs.
- In the team's AFC Wild Card victory against Kansas City (1/4/14), notched one punt for 51 yards and added one touchback on seven kickoffs. Also held for kicker Adam Vinatieri to convert one field goal and six extra points.
- Recorded five punts for a 51.8 average and a long kick of 58 yards in the team's AFC Divisional Playoff loss at New England (1/11/14). With five punts, passed Chris Gardocki (23) for the third-most punts in Colts postseason history. With five kickoffs, passed Adam Vinatieri (36) for

GETTING TO KNOW PAT McAFEE

Favorite team and/or athlete outside of football: The United States Military...every member current and former.

Hobbies outside of football: I enjoy plenty of things in life. From naps to eating delicious food. But my favorite hobby is hanging out with my dog.

What is something interesting about you that most people may not know: I thoroughly enjoy writing. Poetry, scripts, songs, haikus, you name it. I enjoy putting my thoughts into words.

Favorite food: I've been trying to eat healthy now that I'm getting older. But boy, a pepperoni pizza with ranch dressing is tough to beat.

If you could have lunch with three people, living or dead, who would they be: Steve Jobs, Dr. Martin Luther King, Jr. and Marcus Luttrell



the most kickoffs in Colts postseason history.

2012 (COLTS):

- Set franchise single-season records for gross punting average (48.2) and games averaging 50-plus gross yards per punt (five) while tying the records for punts inside the 20 (26) and kickoff touchbacks (45). Also compiled a 40.3 net punting average.
- Tied for third on the team with nine special teams tackles (five solo).
- In a Week 1 meeting at Chicago (9/9), recorded a long punt of 63 yards, which is tied for the fifth-longest of his career and the longest since a 64-yard kick against Kansas City (10/9/11).
- Recorded 268 punt yards against Minnesota (9/16) and became the fifth Colts punter all-time with 10,000 punting yards. Registered a 64-yard punt, which tied the third-longest of his career (10/9/11 vs. Kansas City, 64).
- Totaled four punts for a 53.3-yard average and a net of 49.8 against Tennessee (12/9). He pinned two punts inside the 20 to pass Chris Gardocki (80) for the third-most in Colts history.
- Totaled five punts for 242 yards and a 48.4-yard average at Houston (12/16). Passed Chris Gardocki (277) for the fourth-most punts in Colts history and also passed Gardocki for the fourth-most punting yards in team history.
- Totaled five punts for 230 yards and a 46.0-yard average against Houston (12/30) while adding one touchback. Became the career franchise leader in punting average and net average.
- Notched four punts for a 48.5 average and a long kick of 53 yards in the team's AFC Wild Card Playoff loss at Baltimore (1/6/13). Also added one kickoff touchback.

2011 (COLTS):

- Set a then-franchise-record with a 46.6 gross punting average and logged the club's third-best net average for a single season with a 39.2 mark.
- Finished the year with 88 punts for a 46.6 average and 63 kickoffs, 41 of which went for touchbacks.
- Contributed with 21 punts inside the 20 and recorded a long kick of 64 yards.
- Ranked second in the NFL with a 68.3 touchback percentage.
- Totaled a season-best of five touchbacks and tied a single-game record on four occasions (vs. Pittsburgh, 9/25; vs. Kansas City, 10/9; vs. Tennessee, 12/18 and vs. Houston, 12/22).
- Tied for the team lead with eight special teams tackles.
- Posted six punts for a 46.8 average and a long kick of 57 yards in the season opener at Houston (9/11).
- Registered five touchbacks on kickoffs and seven punts for a 44.4 average against Pittsburgh (9/25).
- Totaled five punts for a 55.4 average, a net of 47.6, which included the second-longest punt of his career with a 64-yard kick against Kansas City (10/9). Also had five touchbacks on kickoffs.
- Netted six punts for a 44.8 average with two dropped inside the 20 at Tennessee (10/30). Recorded touchbacks on all three of his kickoffs and added one special teams tackle.
- Amassed seven punts for a 45.9 average and dropped one kick inside the 20 vs. Tennessee (12/18). Connected on a 60-yard punt.

2010 (COLTS):

- Appeared in 15 games while handling punting, kickoff and holding duties. Was placed on the Reserve/Suspended List against Houston (11/1).
- Totaled 65 punts for a 42.0 average, a 35.4 net average and a 21:7 ratio of kicks inside the 20 to touchbacks.
- Finished with 16 touchbacks on kickoffs and four special teams tackles.
- Had eight games with a 40.0-plus average (min. three punts).
- Tallied five punts for a 41.0 average with three inside the 20 against the New York Giants (9/19) and had five touchbacks on kickoffs to tie teammate Adam Vinatieri for the most in team history in one game since 1970 (at Denver on 10/29/06).
- Recorded six punts for a 47.8 average and totaled six touchbacks on kickoffs, which set the club record for the most in a single game since 1970 at Denver (9/26).
- Contributed with two punts for a 55.5 average at Jacksonville (10/3), with a career-best 66-yarder.
- Posted seven kicks for a 41.3 average with three kicks inside the 20 against Cincinnati (11/14).
- Registered four punts for a 38.3 average with one inside the 20 in the team's AFC Wild Card Playoff game against the New York Jets (1/8/11).

2009 (COLTS):

- Saw action in 16 games, while performing punting, kickoff and holding duties.

- For the season, recorded 64 punts for a 44.3 average with a 37.8 net average. Had a 21:6 ratio of kicks inside the 20 to touchbacks.
- Had four special teams tackles and 21 touchbacks.
- Was named to the PFW/PFWA and *Sporting News* NFL All-Rookie Teams.
- His 2,837 punting yards was a rookie franchise record and his 64 punts ranked second by a rookie in club annals (72, Cotton Davidson in 1954). His 44.3 punt average marked the third-highest by a rookie in franchise history.
- Totaled 11 games with a 40.0-plus punt average, which ranked tied for eighth in club history for a single season (min. of three punts).
- Made his NFL debut against Jacksonville (9/13) and notched two punts for a 44.0 average, with both kicks landing inside the 10 and one being downed at the one-yard line.
- Contributed with seven punts for a 46.3 average and a career-long of 60 yards against San Francisco (11/1).
- Finished with seven punts for a 48.4 average and one inside the 20 against New England (11/15). His 339 punt yards ranked fifth by a rookie punter in club annals.
- Recorded two kicks for a 52.5 average, a long of 59 yards and one downed inside the 20 at Houston (11/29). Also added three touchbacks on kickoffs.
- Registered six punts for a 46.2 average with one downed inside the 20 against the New York Jets (12/27). Also had three touchbacks on kickoffs.
- Posted six punts for a 45.8 average with one downed inside the 20 against Baltimore (1/16/10) in the AFC Divisional Playoffs.
- Had four punts for a 46.3 average with two downed inside the 20 against the New York Jets (1/24/10) in the AFC Championship Game.
- Totaled two punts for a 45.0 average against New Orleans (2/7/10) in Super Bowl XLIV.

COLLEGE:

- Four-year player who appeared in 51 career games for West Virginia. Totaled 126 career punts for a 43.7 average with a career-long kick of 75 yards.
- Tallied 35 punts of 50-plus yards and 46 kicks downed inside the 20.
- Converted 58-of-79 field goals (73.4 percent) with a long of 52 yards while splitting the uprights on 210-of-212 extra points for 384 total points.
- Had 57 career touchbacks on kickoffs and set the school record for the most games played.
- Following graduation, was the school's all-time leading scorer, all-time scoring leader by a kicker and all-time extra points leader.
- Ranked second in career punting average and second in field goals made.
- Set the Big East record for the most extra points made and ranked second on the conference's all-time scoring list, second in punting average and third in field goals made.
- Appeared in 13 games as a senior and totaled 62 punts for a 44.7 average with a long of 65 yards and 25 kicks downed inside the 20.
- Converted 17-of-20 field goals with a long kick of 52 yards and 36 extra points for 87 total points.
- Was one-of-two players in the NCAA with multiple 50-plus-yard field goals.
- As a junior, was a second-team All-Big East choice and a Lou Groza Award semi-finalist.
- Majored in communications.

PERSONAL:

- Attended Plum (Pa.) High School.
- Was a first-team all-conference choice and was the No. 1 rated kicker in the nation by Scout.com.
- In 2003, was the punt, pass and kick champion.
- Was a three-year first-team All-WPIAL selection in soccer.
- Was an honor roll student.
- Hosted his first ever comedy show, Pat McAfee: Uncaged in July of 2015. Tickets to the first show sold out within minutes leading to the addition of a second show.
- Established the Pat McAfee Foundation to provide scholarship assistance to the sons and daughters of U.S. Military Personnel. The foundation's website is www.thepatmcafeefoundation.org.
- The Pat McAfee Foundation has provided \$65,000 in scholarships over the past two years.
- Hosts his annual Red, White and Boomstick Gala, which raises funds for the Pat McAfee Foundation.
- Donated \$45,000 to local Northwest High School in central Indiana to help rebuild their football program.
- Aided tornado victims in Indiana by hosting a Twitterthon, which raised more than \$40,000 in a 48-hour period.

- Donated \$10,000 to a military family and paid six months of their bills at the Wish For Our Heroes Halloween fundraiser.
- Partnered with Indianapolis Power & Light to reset power bills to \$0 for 58 needy families (\$12,000 total).
- Helped struggling heroes for the holidays and gave \$25,000 to 14 military families in need.
- When learning about his high school's faulty weight room, gifted \$40,000 to build a new one.
- In 2013 at the November 10 "Salute to Service" game in Indianapolis, had yet another surprise in store in support of the U.S. Armed Forces when he reunited a military husband with his wife and two sons and donated a new Toyota SUV to the family.
- Was the Indianapolis Colts 2014 Salute to Service Award nominee.
- Visited Camp Atterbury to provide moral support to soldiers who are about to be deployed overseas.
- Initiated and funded the #ThankAHero Campaign and refurbished the house of a Purple Heart recipient.
- Participates in the Community Ticket Block program and has sent more than 600 local Hoosier troops to a Colts game.
- Supported Breast Cancer Awareness Month by participating in the Colts Pamper Her Pink program.
- Supported The Relay for Life through the local The Relay For Life of Brownsburg, Ind.
- Serves as the team's representative on United Way's TEAM NFL initiative. Through this campaign, Pat supports "Live United", as well as a healthy and active lifestyle with the United Way of Central Indiana.
- Was the player representative for the 2014 Hometown Huddle in partnership with the United Way.
- Hosted the Night of Shining Stars event presented by the Foyt family, which benefitted the Indiana Children's Wish Fund.
- Volunteers his time to boost morale of sick children and families at local hospitals.
- Was the 2013 Bleed Blue Blood Drive spokesperson and featured player.
- Born in Plum, Pa.

2015 GAME-BY-GAME STATISTICS

Date/Opp.	GP	GS	No.	Yards	Avg.	Net	TB	In20	LG	Blk.
9/13 @ BUF	1	0	4	177	44.3	42.8	0	0	48	0
9/21 vs. NYJ	1	0	3	149	49.7	49.7	0	1	57	0
9/27 @ TEN	1	0	5	249	49.8	50.0	0	1	54	0
10/4 vs. JAX	1	0	6	287	47.8	45.0	0	2	57	0
10/8 @ HOU	1	0	3	147	49.0	45.3	0	2	53	0
10/18 vs. NE										
10/25 vs. NO										
11/2 @ CAR										
11/8 vs. DEN										
11/22 @ ATL										
11/29 vs. TB										
12/6 @ PIT										
12/13 @ JAX										
12/20 vs. HOU										
12/27 @ MIA										
1/3 vs. TEN										
2015 TOTALS	5	0	21	1,009	48.0	46.5	0	6	57	0

CAREER REGULAR SEASON STATISTICS

Year	GP	GS	No.	Yards	Avg.	Net	TB	In20	LG	Blk.
2015 IND	5	0	21	1,009	48.0	46.5	0	6	57	0
2014 IND	16	0	69	3,221	46.7	42.8	3	30	61	0
2013 IND	16	0	76	3,499	46.0	38.5	7	27	65	1
2012 IND	16	0	73	3,520	48.2	40.3	8	26	64	1
2011 IND	16	0	88	4,098	46.6	39.2	3	21	64	1
2010 IND	15	0	65	2,731	42.0	35.4	7	21	66	0
2009 IND	16	0	64	2,837	44.3	37.8	6	21	60	0
TOTAL	100	0	456	20,915	45.9	39.4	34	152	66	3

CAREER POSTSEASON STATISTICS

Year	GP	GS	No.	Yards	Avg.	Net	TB	In20	LG	Blk.
2014 IND	3	0	13	623	47.9	36.4	3	1	68	0
2013 IND	2	0	6	310	51.7	44.7	0	0	58	0
2012 IND	1	0	4	194	48.5	34.3	0	0	53	0
2010 IND	1	0	4	153	38.3	34.5	0	1	46	0
2009 IND	3	0	12	550	45.8	42.8	1	3	56	0
TOTAL	10	0	39	1,830	46.9	39.2	4	5	68	0

SPECIAL TEAMS TACKLES: 32 (2014 - 2, 2013 - 4, 2012 - 9, 2011 - 8, 2010 - 4, 2009 - 4)

ADDITIONAL STATISTICS: Converted one fake punt for 18 yards and a first down at Tennessee




T.Y. McGILL

67

DEFENSIVE TACKLE

6-0 299 NORTH CAROLINA STATE



NFL Exp: Rookie

How Acquired: W – 2015 (SEA)

Born: 11/23/92

GP/GS (Postseason): 1/0 (0/0)

CAREER TRANSACTIONS:

- Claimed off waivers (Seattle) by the Colts on September 6, 2015.
- Waived by the Seattle Seahawks on September 5, 2015.
- Signed by Seattle as an undrafted free agent on May 15, 2015.

2015 (COLTS):

- In a Week 1 loss at Buffalo (9/13), saw action on defense in his NFL debut, but did not record a tackle.
- Listed as inactive for a Week 2 loss against the New York Jets (9/21).
- Was inactive for a Week 3 victory at Tennessee (9/27).
- Listed as inactive for a Week 4 win against Jacksonville (10/4).
- Was inactive for a Week 5 victory at Houston (10/8).

COLLEGE:

- Played in 49 games (21 starts) at North Carolina State and collected 131 tackles (78 solo), 10 sacks and 24.5 tackles for loss.
- In 2014, he finished his senior year with 37 tackles (22 solo), eight tackles for loss and 3.0 sacks in 11 games.
- Played in 12 games and tallied 25 tackles, 2.0 sacks and five tackles for loss his junior season in 2013.
- Started 10 games his sophomore season in 2012 and finished the year with 39 tackles, 5.0 sacks and 10.5 tackles for loss.
- Tallied a season-high eight tackles and 2.0 sacks against Maryland. Earned ACC Defensive Lineman of the Week honors for the performance.
- Played in 13 games in 2011 and was the only freshman to start a game for North Carolina State.

PERSONAL:

- Attended Wayne County High School in Jesup, Georgia and was an all-region selection after his junior and senior seasons.
- Tallied 10.0 sacks his senior year.
- Was selected to play in the 2010 Georgia North/South All-Star game.
- Served as team captain in football and basketball.
- Was voted the team's MVP by his teammates.
- A native of Jesup, Ga.

SINGLE-GAME HIGHS

Tackles: 0

Sacks: 0

FF: 0

FR: 0

INT: 0

PD: 0



GETTING TO KNOW T.Y. McGILL

Favorite team and/or athlete outside of football: LeBron James

Favorite musician and/or song: Fetty Wap – “My Way”

Hobbies outside of football: Playing video games

What is something interesting about you that most people may not know: I ran track in high school at 275 pounds

Favorite food: Seafood

If you could have lunch with three people, living or dead, who would they be: My mother, dad and grandmother

Favorite movie: *Hardball*

2015 GAME-BY-GAME STATISTICS

Date/Opp.	GP	GS	Solo	Asst.	Total	Sacks	PD	FF	FR	INT	Yds	Avg.	LG	TD
9/13 @ BUF	1	0	0	0	0	0.0	0	0	0	0	0	0.0	0	0
9/21 vs. NYJ						INACTIVE								
9/27 @ TEN						INACTIVE								
10/4 vs. JAX						INACTIVE								
10/8 @ HOU						INACTIVE								
10/18 vs. NE														
10/25 vs. NO														
11/2 @ CAR														
11/8 vs. DEN														
11/22 @ ATL														
11/29 vs. TB														
12/6 @ PIT														
12/13 @ JAX														
12/20 vs. HOU														
12/27 @ MIA														
1/3 vs. TEN														
2015 TOTALS	1	0	0	0	0	0.0	0	0	0	0	0	0.0	0	0

CAREER REGULAR SEASON STATISTICS

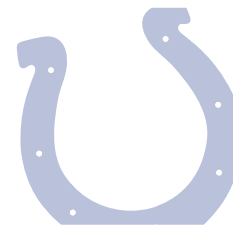
Year	GP	GS	Solo	Asst.	Total	Sacks	PD	FF	FR	INT	Yds	Avg.	LG	TD
2015 IND	1	0	0	0	0	0.0	0	0	0	0	0	0.0	0	0
TOTAL	1	0	0	0	0	0.0	0	0	0	0	0	0.0	0	0



JOSH McNARY

57 INSIDE LINEBACKER

6-0 251 ARMY



NFL Exp: 2 (2nd Year with Colts)
How Acquired: FA – 2013

Born: 4/10/88
GP/GS (Postseason): 24/4 (4/0)

CAREER TRANSACTIONS:

- Signed from the Colts practice squad to the active roster on September 15, 2015.
- Signed to the Colts practice squad on September 6, 2015.
- Signed from the Colts practice squad to the active roster on November 26, 2013.
- Signed to the Colts practice squad on September 1, 2013.
- Waived by the Colts on August 31, 2013.
- Signed by the Colts as a free agent on April 11, 2013.

2015 (COLTS):

- Competed at both linebacker and on special teams during a Week 2 loss against the New York Jets (9/21), but did not record a tackle.
- In a Week 3 victory at Tennessee (9/27), participated on special teams, but did not record a tackle.
- Saw significant action at linebacker as well as special teams in a Week 4 win against Jacksonville (10/4). Finished the game with eight tackles (five solo), one tackle for loss and one special teams stop.
- In a Week 5 victory at Houston (10/8), competed on special teams, but did not record a tackle.

2014 (COLTS):

- Competed in 15 games (four starts) and totaled 38 tackles (20 solo), half of a sack and one tackle for loss while contributing with 11 special teams stops.
- Saw action in two postseason contests and recorded one special teams tackle.
- Competed in the team's Week 1 contest at Denver (9/7) and totaled five tackles (three solo) in the loss.
- Made his first NFL start at WILL linebacker in a Week 2 loss against Philadelphia (9/15) and totaled eight tackles (four solo).
- In a Week 3 victory at Jacksonville (9/21), started at WILL linebacker and compiled nine tackles (four solo). Was part of a defense that shutout Jacksonville in the first half while limiting the Jaguars to 55 first half net yards.
- Started at WILL linebacker in a Week 17 win at Tennessee (12/28) and compiled a career-high 11 tackles (five solo) while recording his first career sack when he split a quarterback takedown with Cory Redding in the first quarter. Also added one special teams tackle.
- In the team's AFC Wild Card Playoff win against Cincinnati (1/4/15), participated on special teams and finished with one tackle.
- Participated on special teams in Indianapolis' AFC Divisional Playoff victory at Denver (1/11/15), but did not record a tackle.

2013 (COLTS):

- Played in five games at inside linebacker and registered 16 tackles (13 solo).
- Saw action in his first career NFL game during a Week 13 victory at Tennessee (12/1). Contributed with a quarterback pressure, which forced a Titans incomplete pass on a third down.
- In a Week 14 loss at Cincinnati (12/8), participated at linebacker and notched his first career tackles (two).
- Participated at linebacker and on special teams in a Week 15 win against Houston (12/15). Finished with one tackle and one special teams stop.
- Saw extensive time at linebacker in a Week 16 victory at Kansas City and finished with five tackles (three solo).
- Established a career-high with eight tackles (seven solo) while adding one tackle on special teams in a Week 17 victory against Jacksonville (12/29).
- Participated in his first career postseason contest during the team's Wild Card Playoff victory against Kansas City (1/4/14) and finished with three solo tackles and four special teams stops.
- In the team's Divisional Playoff loss at New England (1/11/14), posted three tackles at linebacker and also saw action on special teams,

QUICK HITS

Upon his graduation from West Point, McNary fulfilled his active duty commitment in the Army before pursuing an NFL career.

finishing with two stops.

2011-2013:

- Upon graduation from West Point, fulfilled his active duty commitment in the Army.

COLLEGE:

- Totaled 195 tackles (117 solo), 49.0 tackles for loss, 28.0 sacks, nine passes defended, five forced fumbles and three fumble recoveries in 46 games played at Army.
- Graduated as Army's all-time career leader in sacks and tackles for loss.
- Is the only player in school history to record two double-digit sack seasons.
- Holds school records for the most sacks in a single game (4.0) and a single season (12.5).
- Honored with the 2011 East-West Shrine Game Pat Tillman Award, given to the player who best exemplifies character, intelligence, sportsmanship and service.
- As a senior in 2010, registered 46 tackles (28 solo), 12.5 tackles for loss, 10.0 sacks, three forced fumbles, three fumble recoveries and two passes defended.
- Selected to Phil Steele's 2010 First Team Preseason All-Independent squad.
- Selected as a Second Team Preseason All-America choice by *NationalChamps.net* and a Preseason Honorable Mention All-America selection by Consensus Draft Services.
- As a junior in 2009, established career highs in tackles for loss (22.5) and sacks (12.5), while adding 65 tackles (40 solo), two forced fumbles and two passes defended.
- Named to Phil Steele's College Football Preview first-team squad following his junior campaign.
- Also selected to the *CollegeFootballNews.com* third-team and was an honorable mention choice by *SI.com*.
- As a sophomore in 2008, posted a career-high 69 tackles (42 solo), to go along with 12.0 tackles for loss, 4.5 sacks and five passes defended.
- As a freshman in 2007, notched 15 tackles (seven solo) and 1.0 sack in 10 games played.

PERSONAL:

- Was an all-district selection at Clear Lake High School in Houston.
- Moved from strong safety to defensive tackle at the beginning of his senior year and led the team in sacks.
- Registered 11.0 sacks during a one-year stint at USMA Prep School after earning a spot on the roster as a walk-on.

SINGLE-GAME HIGHS

Tackles: 11 at TEN (12/28/14)
Sacks: 0.5 at TEN (12/28/14)
FF: 0
FR: 0
INT: 0
PD: 0



- His father, George, retired from the U.S. Marine Corps with rank of captain.
- His paternal grandfather, George McNary, served in the U.S. Army during the Korean War.
- His maternal grandfather, Aaron Figgs, served in the U.S. Army during World War II.
- His uncle, Ron McNary, currently holds the rank of first sergeant while serving in the U.S. Army.
- Volunteered at several functions in 2013, including the United Way Cold Feet Warm Shoes event, Horseshoe Helpings, Million Meal Marathon and the team's annual playground build.
- Served as a speaker for the Hispanic Heritage Month Football camp.
- Majored in engineering management.
- A native of Houston.

GETTING TO KNOW JOSH McNARY

Favorite team and/or athlete outside of football: Ayrton Senna

Favorite musician and/or song: Curren\$y

Favorite food: Cajun seafood

Favorite vacation spot: Bahamas

If you could have lunch with three people, living or dead, who would they be: My great, great, great grandfather Americus McNary, Muhammad Ali and Louis C.K.

Favorite movie: *Inglourious Basterds*

2015 GAME-BY-GAME STATISTICS

Date/Opp.	GP	GS	Solo	Asst.	Total	Sacks	PD	FF	FR	INT	Yds	Avg.	LG	TD
9/13 @ BUF														
9/21 vs. NYJ	1	0	0	0	0	0.0	0	0	0	0	0	0.0	0	0
9/27 @ TEN	1	0	0	0	0	0.0	0	0	0	0	0	0.0	0	0
10/4 vs. JAX	1	0	5	3	8	0.0	0	0	0	0	0	0.0	0	0
10/8 @ HOU	1	0	0	0	0	0.0	0	0	0	0	0	0.0	0	0
10/18 vs. NE														
10/25 vs. NO														
11/2 @ CAR														
11/8 vs. DEN														
11/22 @ ATL														
11/29 vs. TB														
12/6 @ PIT														
12/13 @ JAX														
12/20 vs. HOU														
12/27 @ MIA														
12/28 vs. TEN														
2015 TOTALS	4	0	5	3	8	0.0	0	0	0	0	0	0.0	0	0

CAREER REGULAR SEASON STATISTICS

Year	GP	GS	Solo	Asst.	Total	Sacks	PD	FF	FR	INT	Yds	Avg.	LG	TD
2015 IND	4	0	5	3	8	0.0	0	0	0	0	0	0.0	0	0
2014 IND	15	4	14	9	23	0.5	0	0	0	0	0	0.0	0	0
2013 IND	5	0	10	2	12	0.0	0	0	0	0	0	0.0	0	0
TOTAL	24	4	29	14	43	0.5	0	0	0	0	0	0.0	0	0


SPECIAL TEAMS TACKLES: 1 (2015 - 1)



JACK MEWHORT

75 TACKLE/GUARD

6-6 312 OHIO STATE



NFL Exp: 2 (2nd Year with Colts)

Born: 8/30/91

How Acquired: D2 – 2014 (59th overall)

GP/GS (Postseason): 19/19 (3/3)

CAREER TRANSACTIONS:

- Selected by the Colts in the second round (59th overall) of the 2014 NFL Draft.

2015 (COLTS):

- In a Week 1 loss at Buffalo (9/13), started at right tackle and blocked for an offense that totaled 304 net yards, including 243 passing yards from quarterback Andrew Luck.
- In a Week 2 loss against the New York Jets (9/21), started at right tackle and assisted a Colts offense that generated 343 yards and one touchdown.
- Moved back to left guard and started in a victory at Tennessee (9/27). Assisted a Colts offense that totaled 378 net yards and opened rushing lanes for Frank Gore to total 86 yards and two touchdowns.
- Started at left guard in a Week 4 victory against Jacksonville (10/4) and provided time for Matt Hasselbeck to complete 30 passes for 282 yards and one touchdown as the offense compiled 326 net yards.
- In a Week 5 win at Houston (10/8), started at left guard and opened rushing lanes for Frank Gore to tally 98 yards and one touchdown. The 98 rushing yards are the most for a Colts running back in a single game dating back to 2012. Also blocked for Matt Hasselbeck who threw for 213 yards and two touchdowns.

2014 (COLTS):

- Started all 14 games he competed in (13 at left guard, one at right tackle) and assisted the offense in setting a single-season franchise record for net yards (6,506). Also started all three postseason games at left guard.
- Started his first career NFL contest at guard in the team's regular season opener at Denver (9/7). Helped the Colts produce 408 net yards of offense while blocking for Andrew Luck to complete 35-of-53 passes for 370 yards and two touchdowns.
- In a Week 2 loss against Philadelphia (9/15), started at left guard and was part of an offensive line that did not allow a sack. Also assisted a Colts rushing attack that netted 169 yards.
- Started at left guard and provided time for the offense to finish with 529 net yards (385 passing, 144 rushing), which is the 10th-highest total for a single game in team history. Blocked for Andrew Luck to tie a single-game career-high with four passing touchdowns.
- Was part of an offensive line that did not allow a sack in a Week 4 victory against Tennessee (9/28). Assisted a Colts offense that netted 498 yards as Andrew Luck threw four touchdown passes.
- Started at left guard in a Week 7 win against Cincinnati (10/19) and assisted the offense in totaling 506 net yards. Blocked for Andrew Luck, who registered his franchise-tying fifth consecutive 300-yard passing performance.
- Was part of an offensive line that allowed only 1.0 sack as the Colts totaled 443 net yards of offense in a Week 9 victory at the New York Giants (11/3). Blocked for Andrew Luck to tie his single-game career-high with four passing touchdowns.
- Assisted a Colts offense that totaled 389 net yards, starting at left guard in a Week 12 win against Jacksonville (11/23). The team's 175 rushing yards was the highest total during the season and the most dating back to a Sept. 22, 2013 in a win at San Francisco (184).
- Blocked for a Colts offense that compiled 487 net yards starting at left guard in a Week 13 win against Washington (11/30). It was the team's ninth 400-plus net yard performance, which set a franchise single-season record. Provided time for Andrew Luck to throw for 370 yards as he set a career-high with five touchdown passes.
- Made his first career start at right tackle in a Week 17 victory at Tennessee (12/28) and blocked for Andrew Luck to set a franchise single-season record in passing yards (4,761) as the Colts totaled 378 yards of net offense.
- Started his first career NFL postseason game at left guard in the team's AFC Wild Card Playoff win against Cincinnati (1/4/15). Was part of an

offensive line that helped the team compile 482 net yards, the third-highest total for a postseason game in team history. The unit allowed only 1.0 sack as Andrew Luck threw for 376 yards.

- In the team's AFC Divisional Playoff victory at Denver (1/11/15) started at left guard and was part of an offensive line that did not allow a sack as the Colts posted 364 net yards. Blocked for Andrew Luck to throw for 265 yards and two touchdowns in the win.
- Started at left guard in the team's AFC Championship Game loss at New England (1/18/15) and blocked for a Colts offense that recorded 209 net yards of offense.

COLLEGE:

- Competed in 49 career games with Ohio State and started 39 consecutive games to close his career.
- In his final 39 starts, lined up at left tackle for a combined 26 starts as a junior and senior while adding five starts at left guard and eight more at right guard during his sophomore season.
- A three-year starter on the offensive line and was part of a Buckeye team that set a school record with 24 consecutive victories spanning all of the 2012 and 2013 regular seasons.
- Served as a team captain during his senior season.
- Was a finalist for the Senior CLASS Award and served as a team captain.
- Was a consensus All-America selection and added second-team accolades from Walter Camp, *The NFL Draft Report*, The Associated Press, *CBSSports.com*, *Sports Illustrated* and the Football Writers Association in addition to being a first-team choice by ESPN.
- Was a candidate for the Outland Trophy as part of Ohio State's prolific, record-setting offense, that set school records for the most points scored (637), rushing yards (4,321) and total touchdowns (83).
- Named a First Team All-Big Ten Conference choice after registering 115 knockdown blocks and a league-best 24 touchdown-resulting blocks.
- The Buckeyes offensive line assisted a rushing attack that ranked fifth nationally in yards per game (308.6).
- Ohio State averaged an all-time program-high 6.8 yards per carry and was fourth nationally in red zone percentage (.952).
- Took over left tackle duties, starting all 12 games for the Buckeyes in 2012.
- Was named an All-Big Ten Conference honorable mention selection by the league's coaches and was a Second Team All-Big Ten choice by *The NFL Draft Report*.
- Honored as Ohio State's co-Offensive Lineman of the Year and was on the watch list for the Outland Trophy.
- Recorded 13 touchdown-resulting blocks and 79 knockdown blocks.
- In 2011, started the first five games of the season at left guard before shifting to right guard for the final eight contests.
- Was named an All-Big Ten Conference honorable mention selection during his first year as a starter, making the move inside from left tackle.

PERSONAL:

- Started all five offensive line positions during his prep career at St. John's Jesuit High School in Toledo, Ohio.
- Rated the second-best center in the nation by *Rivals.com* and was tabbed as the ninth-best player in the state of Ohio.
- Regarded as the 11th-best offensive tackle in high school by *Scout.com*.
- As a senior, received First Team All-Ohio, All-Toledo City League and All-Toledo *Blade* honors.
- Named to the SuperPrep Midwest Top 25 team and the *Detroit Free Press* Best of the Midwest squad.
- Concluded his prep career by playing in the Under Armour All-America

CAREER GP/GS (POSTSEASON):

2015 IND: 5/5

2014 IND: 14/14 (3/3)

TOTAL: 19/19 (3/3)

game and was also a member of gold-medal winning Team USA at the 2009 Junior World Championships.

- Made visits to the Humane Society of Indianapolis and Riley Hospital.
- Graduated from Ohio State with a degree in consumer and family resource financial services.
- A native of Toledo, Ohio.



GETTING TO KNOW JACK MEWHORT

Hobbies outside of football: Watching movies

What is something interesting about you that most people may not know: I am a decent artist

Favorite food: Lasagna

Favorite vacation spot: Captiva Island, FL

If you could have lunch with three people, living or dead, who would they be: George Washington, Christopher Columbus and Dr. Martin Luther King, Jr.

Favorite movie: *Gladiator*


What's the one thing you couldn't live without: Sleep



TEVIN MITCHEL

CORNERBACK

6-0 190 ARKANSAS



NFL Exp: Rookie

Born: 8/3/1992

How Acquired: W – 2015 (WAS)

GP/GS (Postseason): 0/0 (0/0)

CAREER TRANSACTIONS:

- Claimed off waivers (Washington) by the Colts on August 6, 2015.
- Was waived/injured by the Washington Redskins on August 5, 2015.
- Selected by the Redskins in the sixth round (182nd overall) of the 2015 NFL Draft.

2015 (COLTS):

- Placed on Injured Reserve on May 27.

COLLEGE:

- Appeared in 42 games (29 starts) at Arkansas from 2011-14 and finished his career with 157 tackles, 18 passes defended, two forced fumbles, one fumble recovery, 6.0 tackles for loss and four interceptions, one of which was returned for a touchdown.
- As a senior in 2014, saw action in 11 games (five starts), registering 20 tackles, 1.0 tackle for loss, two interceptions and eight passes defended. Tied for the team lead in picks and ranked second in passes defended.
- Started 10-of-11 games in 2013, notching 47 tackles, 3.0 tackles for loss, one interception and five passes defended.
- Played in eight games (seven starts) as a sophomore in 2012 and recorded 34 tackles, 0.5 tackles for loss, four passes defended, two forced fumbles and an interception.
- Was named to the SEC All-Freshman Team in 2011 after appearing in all 13 games (seven starts) and tallying 56 tackles, 1.5 tackles for loss, one pass defended and one fumble recovery. His tackle total ranked sixth on the team and third among SEC freshmen.

PERSONAL:

- Attended Legacy High School in Mansfield, Texas and was a U.S. Army All-America and *Rivals.com* Rivals250 selection.
- Ranked as the No. 24 recruit in the state of Texas, the No. 160 overall recruit in the nation and the No. 14 cornerback prospect in the nation by *Rivals.com*.
- Majored in communications at Arkansas.
- A native of Mansfield, Texas.



SINGLE-GAME HIGHS

Tackles:	N/A
Sacks:	N/A
FF:	N/A
FR:	N/A
INT:	N/A
PD:	N/A




JOSH MITCHELL

46

CORNERBACK

5-9 173 NEBRASKA



NFL Exp: Rookie

How Acquired: FA – 2015

Born: 1/7/93

GP/GS (Postseason): 0/0 (0/0)

CAREER TRANSACTIONS:

- Signed by the Colts as an undrafted free agent on May 5, 2015.

2015 (COLTS):

- Placed on Injured Reserve on August 31.

COLLEGE:

- Played 47 games (28 starts) at Nebraska, finishing his career with 104 tackles (79 solo), 3.0 sacks, three interceptions, 25 passes defended, two fumble recoveries and one forced fumble.
- As a senior, earned Honorable Mention All-Big Ten honors from the coaches and the media after a standout year in which he made 39 tackles (33 solo) with 2.0 sacks, 13 passes defended, one interception and one fumble recovery, which he returned 57-yards for a touchdown against Miami.
- As a junior, played in 13 games (six starts) notching 31 tackles (23 solo), four tackles for loss, six passes defended, one interception and one fumble recovery.
- His 25 career passes defended rank eighth in Nebraska school history.
- Was a three-time Academic All-Big Ten selection.

PERSONAL:

- A four-year starter at Eleanor Roosevelt High School in Corona, Calif.
- Finished his prep career with 14 interceptions.
- Had an impressive 2009 campaign, recording 41 tackles and five interceptions.
- A versatile performer, added a pair of punt returns for touchdowns, helping the Mustangs to an 8-3 record. His play as a senior earned him First Team All-Big VIII honors.
- Had 74 tackles and an interception as a junior in 2008.
- Majored in communications at Nebraska.
- Was very active in the community and volunteered his time with Uplifting Athletes, Husker Heroes, Husker Hotline, NFL Fuel Up to Play 60, hospital visits and school visits while playing for the Huskers.
- A native of Corona, Calif.




SINGLE-GAME HIGHS

Tackles: N/A
Sacks: N/A
FF: N/A
FR: N/A
INT: N/A
PD: N/A



DONTE MONCRIEF

10 WIDE RECEIVER
6-2 222 MISSISSIPPI



NFL Exp: 2 (2nd Year with Colts)

Born: 8/6/93

How Acquired: D3 – 2014 (90th overall)

GP/GS (Postseason): 21/6 (3/1)

CAREER TRANSACTIONS:

- Originally selected by the Colts in the third round (90th overall) of the 2014 NFL Draft.

2015 (COLTS):

- In a Week 1 loss at Buffalo (9/13), started at wide receiver and totaled six receptions for 46 yards and one touchdown. His six catches were one short of tying his single-game career-best.
- Tallied seven catches for 122 yards and one touchdown in a Week 2 loss against the New York Jets (9/21). His seven catches tied his career-high and his receiving yardage total was the second-most for a single game in his career. Earned the team's first points of the game following a 26-yard touchdown reception to cut New York's lead to 10-7. On the play, he topped 100 receiving yards for the third time in his career. The touchdown marked the first time he scored at least one touchdown in back-to-back games.
- Started at wide receiver in a Week 3 victory at Tennessee (9/27) and caught four passes for 32 yards and one touchdown. Following a Colts interception in the fourth quarter caught an 11-yard touchdown to give Indianapolis a 28-27 lead. It was his third consecutive game with a touchdown reception.
- In a Week 4 win against Jacksonville (10/4), started at wide receiver and caught six passes for 75 yards.
- Caught one pass for three yards starting at wide receiver in a Week 5 victory at Houston (10/8).

2014 (COLTS):

- Competed in all 16 games (two starts) in his first season with the Colts. Totaled 32 receptions for 444 yards (13.9 avg.) and three touchdowns. Also contributed with four rushes for 17 yards while adding two special teams tackles. Saw action in all three postseason games (one start) and caught five passes for 86 yards and one touchdown.
- Saw action at wide receiver in his Colts debut during the team's Week 1 regular season opener at Denver (9/7). Caught one pass for nine yards.
- Totaled a career-high in catches (seven), while adding 113 yards and his first career touchdown in a Week 8 loss at Pittsburgh (10/26). Also contributed with a 52-yard reception in the second quarter, which was his second-longest catch of the season. Became the third Colts receiver to top 100-plus receiving yards in a single game during the season. Along with teammate T.Y. Hilton, the duo each posted 100-plus receiving yards, marking the second time the team had two 100-yard receivers in the same game during the season (Reggie Wayne (119) and T.Y. Hilton (105) vs. Tennessee). It was the 42nd occasion in franchise history where the Colts had two 100-yard receivers in the same game.
- Made his first career start at wide receiver in a Week 13 win against Washington (11/30). Caught three passes for a career-high 134 yards and two touchdowns for his first career multiple-touchdown game. Notched his second 100-yard receiving performance of the season and became the seventh rookie in Colts history to record multiple 100-yard receiving games in a single season. Caught his first touchdown on a 48-yard grab in the third quarter to give the Colts a 28-17 lead. On his second touchdown in the fourth quarter, was on the receiving end of Andrew Luck's then-career-long 79-yard pass. The performance ranks as the highest receiving average by a Colts rookie and the second-highest by any Colts player in a single game. His yardage total also tied for the fourth-most receiving yards by a Colts rookie in a single game.
- Finished with three receptions for 33 yards in a Week 14 victory at Cleveland (12/7). His 27-yard third down reception on the team's final drive of the game led to the eventual game-winning score from T.Y. Hilton with 32 seconds remaining.
- In his first career postseason contest, an AFC Wild Card Playoff win against Cincinnati (1/4/15), totaled three receptions for 54 yards including a 36-yard touchdown. The touchdown, which came in the third quarter, gave the Colts a 20-10 lead.
- Started his first career postseason game at wide receiver in the team's

QUICK HITS

Moncrief registered three receptions for 134 yards and two touchdowns, including scores of 48 and 79 yards in the team's victory against Washington on November 30. It was his first career multiple-touchdown game and the second 100-yard receiving performance of his career. Moncrief's 44.7 receiving average ranks as the highest by a Colts rookie and the second-highest by any Colts player in a single game. His yardage total also tied for the fourth-most receiving yards by a Colts rookie in a single game.

AFC Divisional Playoff victory at Denver (1/11/15) and finished with two catches for 32 yards.

- Was targeted once, but did not finish with a catch in an AFC Championship Game loss at New England (1/18/15).

COLLEGE:

- Started in 37-of-38 games and finished his Ole Miss career ranked third in school history in receptions (156), receiving yards (2,371) and receiving touchdowns (20). Also ranked second in 100-yard games (nine).
- Started all 13 contests and totaled 59 receptions for 938 yards (15.9 avg.) and six touchdowns in 2013.
- Earned All-America honorable mention and All-SEC second-team accolades from *The NFL Draft Report*.
- Received National Wide Receiver of the Week honorable mention honors from College Football Performance Awards after catching six passes for 122 yards and two touchdowns against Auburn.
- Ranked second on the team with 59 catches and led Ole Miss with 938 receiving yards, the fourth-best total on the school annual record chart.
- Posted at least five catches in eight different contests and set the school record for 100-yard receiving performances with five.
- Established a season-high 149 receiving yards on seven catches and hauled in a 52-yard touchdown against Arkansas.
- Finished with 113 yards and one touchdown against Georgia Tech in the Music City Bowl.
- In 2012, started 12 games and led the team with a career-high 66 receptions, which ranked sixth in the conference, along with placing fourth in the school season-record book.
- Finished with 979 receiving yards, the second-best total in a single-season by a Rebel and compiled a 75.3 receiving yards per game average, which was fifth-best in the SEC.
- Tied the school single-season record with 10 touchdown receptions.
- Received All-SEC second-team honors and was named to the Biletnikoff Award Watch List. Also earned *College Football News* Sophomore All-America second-team accolades.

SINGLE-GAME HIGHS

Rec:	7, two times (Last vs. NYJ 9/21/15)
Yards:	134 vs. WAS (11/30/14)
TDs:	2 vs. WAS (11/30/14)
LG:	79t vs. WAS (11/30/14)
Rush:	1, four times (Last: vs. WAS 11/30/14)
Yards:	7 at JAX (9/21/14)
TDs:	0
LG:	7 at JAX (9/21/14)

- In 2011, started 12 games as a true freshman and led the Rebels with 31 catches for 454 yards and four touchdowns.
- Was named a Freshman All-America second team choice by *The NFL Draft Report* and honorable mention by *College Football News*.

PERSONAL:

- Attended Raleigh (Miss.) High School and was named a *SuperPrep* and *PrepStar* All-America selection as a senior after totaling 21 catches for 441 yards and nine touchdowns.
- Threw for 365 yards and two touchdowns while gaining 144 yards on 12 carries.
- On defense, recorded 48 tackles, four tackles for loss and four interceptions.
- Was rated the second-best player in Mississippi by *SuperPrep* and was a member of the *Clarion-Ledger's* Dandy Dozen squad.
- Was the 17th-best receiver in the nation and the third-best receiver in the state according to *Rivals.com*.
- Played in the Alabama-Mississippi All-Star Classic and the Bernard Blackwell Mississippi All-Star Classic as a senior.
- Was named MVP of the school's basketball team and was a two-time Class 3A state champion in the long jump.
- A native of Raleigh, Miss.



GETTING TO KNOW DONTRE MONCRIEF

Favorite team and/or athlete outside of football: Cleveland Cavaliers/ LeBron James

Favorite musician and/or song: Meek Mill – “Dreams and Nightmares”

Hobbies outside of football: Fishing, hunting and four-wheeling

What is something interesting about you that most people may not know: I like listening to slow music

Favorite food: Tilapia

Favorite vacation spot: California

Favorite movie: *Life*

What's the one thing you couldn't live without: Mother

2015 GAME-BY-GAME STATISTICS

Date/Opp.	RECEIVING							RUSHING						
	GP	GS	No.	Yards	Avg.	LG	TD	No.	Yards	Avg.	LG	TD		
9/13 @ BUF	1	1	6	46	7.7	15	1	0	0	0.0	0	0		
9/21 vs. NYJ	1	0	7	122	17.4	30	1	0	0	0.0	0	0		
9/27 @ TEN	1	1	4	32	8.0	11t	1	0	0	0.0	0	0		
10/4 vs. JAX	1	1	6	75	12.5	21	0	0	0	0.0	0	0		
10/8 @ HOU	1	1	1	3	3.0	3	0	0	0	0.0	0	0		
10/18 vs. NE														
10/25 vs. NO														
11/2 @ CAR														
11/8 vs. DEN														
11/22 @ ATL														
11/29 vs. TB														
12/6 @ PIT														
12/13 @ JAX														
12/20 vs. HOU														
12/27 @ MIA														
1/3 vs. TEN														
2015 TOTALS	5	4	24	278	11.6	30	3	0	0	0.0	0	0		

CAREER REGULAR SEASON STATISTICS

Year	RECEIVING							RUSHING						
	GP	GS	No.	Yards	Avg.	LG	TD	No.	Yards	Avg.	LG	TD		
2015 IND	5	4	24	278	11.6	30	3	0	0	0.0	0	0		
2014 IND	16	2	32	444	13.9	79t	3	4	17	4.3	7	0		
TOTAL	21	6	56	722	12.9	79t	6	4	17	4.3	7	0		

CAREER POSTSEASON STATISTICS

Year	RECEIVING							RUSHING						
	GP	GS	No.	Yards	Avg.	LG	TD	No.	Yards	Avg.	LG	TD		
2014 IND	3	1	5	86	17.2	36t	1	0	0	0.0	0	0		
TOTAL	3	1	5	86	17.2	36t	1	0	0	0.0	0	0		

CAREER REGULAR SEASON RETURN STATISTICS

Year	GP	GS	PR	FC	Yards	Avg.	LG	TD	KR	Yards	Avg.	LG	TD
2015 IND	1	0	0	0	0.0	0	0	0	1	5	5.0	5	0
TOTAL	1	0	0	0	0.0	0	0	0	1	5	5.0	5	0


SPECIAL TEAMS TACKLES: 2 (2014 - 2)



SIO MOORE

51 INSIDE LINEBACKER

6-1 240 CONNECTICUT



NFL Exp: 3 (1st Year with Colts)
How Acquired: T – 2015 (OAK)

Born: 5/2/90
GP/GS (Postseason): 31/22 (0/0)

CAREER TRANSACTIONS:

- Acquired by the Colts in a trade with the Oakland Raiders on September 4, 2016 in exchange for a late-round 2016 NFL Draft pick.
- Drafted by the Raiders in the third round (66th overall pick) of the 2013 NFL Draft.

2015 (COLTS):

- Saw action on special teams during his Colts debut in a Week 1 loss at Buffalo (9/13).
- In a Week 2 loss against the New York Jets (9/21), competed on special teams, but did not record a tackle.
- Participated on defense and on special teams in a Week 3 victory at Tennessee (9/27). Finished with one special teams stop.
- In a Week 4 win against Jacksonville (10/4), competed on defense and special teams, but did not record a tackle.
- Compiled five tackles (three solo) and one tackle for loss in a Week 5 victory at Houston (10/8).

2014 (RAIDERS):

- Started 11 games and set a career-high with 112 tackles before a hip injury ended his season. He also added 3.0 sacks, one forced fumble and two passes defended.
- Recorded 15 tackles (11 solo), 1.0 sack and one forced fumble in the regular season opener at the New York Jets (9/7).
- Led the team with 11 tackles (nine solo) against San Diego (10/12).
- Registered a team-high 13 tackles (10 solo) and added 1.0 sack at Seattle (11/2).
- Racked up a team-high 13 tackles (10 solo) and helped seal the team's victory with a sack of Alex Smith on a third-and-six play with 49 seconds left in the game against Kansas City (11/20).

2013 (RAIDERS):

- Started 11 games as a rookie and totaled 55 tackles (33 solo), 4.5 sacks and one forced fumble. His 4.5 sacks ranked fourth among NFL rookies.
- Was named to the Pro Football Writers of America's All-Rookie Team becoming the first Raider to do so since 2011.
- Made his NFL debut as a reserve linebacker at Indianapolis (9/8).
- Made his first career start at linebacker and totaled two tackles and one tackle for loss against Jacksonville (9/15).
- Recorded his first career sack on the game's first play from scrimmage, dropping Alex Smith for a seven-yard loss and contributed with three tackles at Kansas City (10/13).
- Was voted the NFL Pepsi Next Rookie of the Week for his eight-tackle, 1.5-sack performance against Pittsburgh (10/27).
- Set a season-high with nine tackles (eight solo) and added one forced fumble on an 11-yard sack of Eli Manning at the New York Giants (11/10).

COLLEGE:

- Appeared in 41 games (31 starts) for Connecticut and recorded 274 tackles, 44.0 tackles for a loss, 16.0 sacks, two forced fumbles and one interception.
- Was named to a First Team All-Big East selection as a senior in 2012 having played in all 12 games (10 starts) and finishing with 72 tackles (45 solo), 15.5 tackles for loss and 8.0 sacks.
- In 2011, he started all 12 games and ranked third on the team with 86 tackles while leading the team with 16.0 tackles for loss and ranking second with 6.5 sacks.
- Played in nine games during the 2010 season, collecting 110 tackles, 11.5 tackles for loss and 1.5 sacks.
- Was named the Big East Defensive Player of the Week, Walter Camp Football Foundation and the Football Writers Association of America/Bronco Nagurski Award National Defensive Player of the Week after a 17-tackle performance against West Virginia.

QUICK HITS

Started 11 games as a rookie in Oakland and totaled 55 tackles (33 solo), 4.5 sacks and one forced fumble. His 4.5 sacks ranked fourth among NFL rookies. Was named to the Pro Football Writers of America's All-Rookie Team becoming the first Raider to do so since 2011.

- Earned Big East Defensive Player of the Week honors after recording 16 tackles and one interception against Buffalo.
- Saw action in four games during his redshirt freshman season in 2009 tallying six tackles and 1.0 tackles for a loss.

PERSONAL:

- Attended Apex (N.C.) High School where he lettered in football and track.
- Earned all-area and All-Tri Seven Football League honors as a fullback and linebacker as a senior.
- Lettered as a running back during his junior season after not playing as a sophomore.
- Played his freshman season at West Haven (Conn.) High School
- Majored in political science at Connecticut.
- His given name is Snorsio Alston Moore.
- Was born in Monrovia, Liberia and was raised in Cary, N.C.

SINGLE-GAME HIGHS

Tackles: 15 at NYJ (9/7/14)
Sacks: 1.5 vs. PIT (10/27/13)
FF: 1, two times (Last at NYJ 9/7/14)
FR: 0
INT: 0
PD: 1 vs. DEN (11/9/14)

2015 GAME-BY-GAME STATISTICS

Date/Opp.	GP	GS	Solo	Asst.	Total	Sacks	PD	FF	FR	INT	Yds	Avg.	LG	TD
9/13 @ BUF	1	0	0	0	0	0.0	0	0	0	0	0	0.0	0	0
9/21 vs. NYJ	1	0	0	0	0	0.0	0	0	0	0	0	0.0	0	0
9/27 @ TEN	1	0	0	0	0	0.0	0	0	0	0	0	0.0	0	0
10/4 vs. JAX	1	0	0	0	0	0.0	0	0	0	0	0	0.0	0	0
10/8 @ HOU	1	0	3	2	5	0.0	0	0	0	0	0	0.0	0	0
10/18 vs. NE														
10/25 vs. NO														
11/2 @ CAR														
11/8 vs. DEN														
11/22 @ ATL														
11/29 vs. TB														
12/6 @ PIT														
12/13 @ JAX														
12/20 vs. HOU														
12/27 @ MIA														
1/3 vs. TEN														
2015 TOTALS	5	0	3	2	5	0.0	0	0	0	0	0	0.0	0	0

GETTING TO KNOW SIO MOORE

Favorite musician and/or song: B.B. King and Kanye West - “No Church In The Wild”
Hobbies outside of football: Reading and working with Future Generation of Men & Women
What is something interesting about you that most people may not know: I’m a big reader, writer and music collector with over 370,000 songs.
Favorite food: Cassava Leaf
Favorite vacation spot: Mom’s kitchen
If you could have lunch with three people, living or dead, who would they be: B.B. King, Dr. Martin Luther King, Jr. and Kanye West
Favorite movie: *Gladiator*
What’s the one thing you couldn’t live without: God

CAREER REGULAR SEASON STATISTICS

Year	GP	GS	Solo	Asst.	Total	Sacks	PD	FF	FR	INT	Yds	Avg.	LG	TD
2015 IND	5	0	3	2	5	0.0	0	0	0	0	0	0.0	0	0
2014 OAK	11	11	67	23	90	3.0	1	1	0	0	0	0.0	0	0
2013 OAK	15	11	38	12	50	4.5	0	1	0	0	0	0.0	0	0
TOTAL	31	22	108	37	145	7.5	1	2	0	0	0	0.0	0	0


SPECIAL TEAMS TACKLES: 1 (2015 - 1)





JONATHAN NEWSOME

91 OUTSIDE LINEBACKER
6-3 247 BALL STATE



NFL Exp: 2 (2nd Year with Colts)

How Acquired: D5 – 2014 (166th overall)

Born: 1/22/91

GP/GS (Postseason): 20/2 (3/1)

CAREER TRANSACTIONS:

- Originally selected by the Colts in the fifth round (166th overall) of the 2014 NFL Draft.

PRO CAREER:

- His 6.5 sacks in 2014 led the team and rank third in franchise history among rookies.
- Named AFC Defensive Player of the Week for his 2.0-sack and one forced fumble performance against Tennessee on Dec. 28, 2014.

2015 (COLTS):

- In a Week 1 loss at Buffalo (9/13), did not record a tackle, but registered one pass defended.
- Listed as inactive for a Week 2 loss against the New York Jets (9/21).
- Started at RUSH linebacker in a Week 3 victory at Tennessee (9/27) and finished with one tackle.
- In a Week 4 win against Jacksonville (10/4), compiled three tackles (two solo).
- Tallied two tackles and one tackle for loss in a Week 5 victory at Houston (10/8).

2014 (COLTS):

- Competed in all 16 games (one start) in his rookie season and totaled 34 tackles (26 solo), one blocked punt and three forced fumbles. Led the team with 6.5 sacks. Played in all three postseason games and compiled six tackles, 1.0 sack and one forced fumble.
- Was named AFC Defensive Player of the Week (Week 17) for his performance against Tennessee.
- In the Week 1 regular season opener at Denver (9/7), competed at outside linebacker and on special team's in his first career NFL contest. Did not record a tackle in the game.
- In a Week 6 win at Houston (10/9), tallied one tackle and logged his first career sack when he dropped Texans quarterback Ryan Fitzpatrick for a three-yard loss. The sack led to a Texans missed field goal in the fourth quarter.
- Collected four tackles, one quarterback hurry and blocked one punt in a Week 8 loss at Pittsburgh (10/26). The block came at the end of the second quarter and was recovered by defensive tackle Ricky Jean Francois. Indianapolis tallied a field goal on the ensuing possession. It was the team's first blocked punt dating back to Dec. 5, 2010 against Dallas.
- In a Week 9 win at the New York Giants (11/3), compiled seven solo tackles, 2.0 sacks and one forced fumble. The first sack was an eight-yard loss at the end of the second quarter which forced a Giants punt. Added his second sack in the third quarter and forced a fumble on the play, which was recovered by Sergio Brown. Brown returned the fumble 26 yards to the Giants four-yard line. Andrew Luck threw a two-yard touchdown pass to Dwayne Allen on the ensuing possession to give the Colts a 37-10 lead.
- Compiled four tackles, 1.5 sacks and one forced fumble in a Week 13 win against Washington (11/30). Added his first full sack of the game in the second quarter when he dropped Colt McCoy for an eight-yard loss on third down and forced a fumble on the play.
- Made his first career start at RUSH linebacker in place of an injured Bjoern Werner in a regular season finale win at Tennessee (12/28). Finished with eight tackles (seven solo), 2.0 sacks and one forced fumble. It was his third multiple-sack game of the season. Logged a sack-forced fumble in the third quarter that held the Titans to a field goal. On his second sack of the game in the fourth quarter, he brought down Charlie Whitehurst on a fourth down attempt forcing the turnover on downs. Was named AFC Defensive Player of the Week for his performance.
- In his first career postseason game, an AFC Wild Card Playoff win against Cincinnati (1/4/15), totaled one tackle.
- In the team's AFC Divisional Playoff victory at Denver (1/11/15), compiled three tackles, 1.0 sack and one forced fumble. In the second

QUICK HITS

As a rookie in 2014, Newsome led the Colts with 6.5 sacks and ranked second among all NFL rookies. He was the only rookie in 2014 to post three multiple-sack games. Newsome's 6.5 sacks ranked third in Colts history for the most by a rookie in a single season.

quarter, Newsome sacked Peyton Manning and forced a fumble that was recovered by teammate Jerrell Freeman. The turnover led to a Colts touchdown. The sack and forced fumble were both the first of his postseason career.

- Started his first career postseason contest at RUSH linebacker in the team's AFC Championship Game loss at New England (1/18/15). Finished with two tackles.

COLLEGE:

- In two seasons at Ball State, competed in 23 games and totaled 116 tackles, 16.5 sacks, 24.0 tackles for loss, one interception, two forced fumbles and three passes defended.
- Spent the 2009 and 2010 seasons at Ohio State and participated in 18 games, playing primarily on special teams.
- In 2013, was an All-Mid-American Conference first-team choice, a three-time MAC West Division Defensive Player of the Week and was named to the Rotary Lombardi Award and Ted Hendricks Award Preseason Watch Lists.
- Earned 2012 All-MAC Conference second-team accolades.
- Started all 12 games as a senior and totaled 64 tackles, 8.0 sacks, 11.5 tackles for loss, one interception, two forced fumbles and two passes defended.
- In 2012, started 10-of-11 games, including the Beef 'O' Brady's Bowl and finished the season with 52 tackles, 8.5 sacks, 12.5 tackles for loss and one pass defended.
- Ranked third in the MAC and tied for 36th nationally for tackles for loss per game average. Also ranked second in the conference and 20th in the country in sacks per game average.
- Redshirted as a transfer from Ohio State in 2011.
- In 2010, saw action in all 13 games at Ohio State, playing mainly on special teams.
- Played in five games for the Buckeyes mainly on special teams in 2009.

PERSONAL:

- Attended Glenville High School in Cleveland and totaled 101 tackles and 17.0 sacks as a senior.
- Was a team captain as a senior and was named an All-Ohio second-team choice.
- Participated in the Colts annual playground build.
- Spoke to students at Arsenal Tech, encouraging them to stay in school.
- A native of Cleveland.

SINGLE-GAME HIGHS

Tackles: 8 at TEN (12/28/14)

Sacks: 2.0, two times (Last at TEN 12/28/14)

FF: 1, three times (Last at TEN 12/28/14)

FR: 0

INT: 0

PD: 1 at BUF (9/13/15)



GETTING TO KNOW JONATHAN NEWSOME

Favorite team and/or athlete outside of football: Cleveland Cavaliers and LeBron James

Favorite musician and/or song: Jay-Z

Hobbies outside of football: Spending time with friends and family. Making and producing music.

What is something interesting about you that most people may not know: I have never been fishing

Favorite food: Chicken, steak, burgers (3-way tie), or anything my mom cooks

Favorite vacation spot: Atlanta

If you could have lunch with three people, living or dead, who would they be: Dr. Martin Luther King, Jr., Nelson Mandela and Barack Obama

Favorite movie: *Set It Off*

What's the one thing you couldn't live without: My mom, sister and football

2015 GAME-BY-GAME STATISTICS

Date/Opp.	GP	GS	Solo	Asst.	Total	Sacks	PD	FF	FR	INT	Yds	Avg.	LG	TD
9/13 @ BUF	1	0	0	0	0	0.0	1	0	0	0	0	0.0	0	0
9/21 vs. NYJ	INACTIVE													
9/27 @ TEN	1	1	0	1	0	0.0	0	0	0	0	0	0.0	0	0
10/4 vs. JAX	1	0	2	1	3	0.0	0	0	0	0	0	0.0	0	0
10/8 @ HOU	1	0	1	1	2	0.0	0	0	0	0	0	0.0	0	0
10/18 vs. NE														
10/25 vs. NO														
11/2 @ CAR														
11/8 vs. DEN														
11/22 @ ATL														
11/29 vs. TB														
12/6 @ PIT														
12/13 @ JAX														
12/20 vs. HOU														
12/27 @ MIA														
1/3 vs. TEN														
2015 TOTALS	4	1	3	3	5	0.0	1	0	0	0	0	0.0	0	0


CAREER REGULAR SEASON STATISTICS

Year	GP	GS	Solo	Asst.	Total	Sacks	PD	FF	FR	INT	Yds	Avg.	LG	TD
2015 IND	4	1	3	3	5	0.0	1	0	0	0	0	0.0	0	0
2014 IND	16	1	26	8	34	6.5	0	3	0	0	0	0.0	0	0
TOTAL	20	2	29	11	39	6.5	1	3	0	0	0	0.0	0	0

CAREER POSTSEASON STATISTICS

Year	GP	GS	Solo	Asst.	Total	Sacks	PD	FF	FR	INT	Yds	Avg.	LG	TD
2014 IND	3	1	5	1	6	1.0	0	1	0	0	0	0.0	0	0
TOTAL	3	1	5	1	6	1.0	0	1	0	0	0	0.0	0	0

ADDITIONAL STATISTICS: Blocked a punt by quarterback Ben Roethlisberger at Pittsburgh (10/26/14)




MATT OVERTON

45

LONG SNAPPER

6-1 243 WESTERN WASHINGTON



NFL Exp: 4 (4th Year with Colts)

How Acquired: FA – 2012

Born: 7/6/85

GP/GS (Postseason): 53/0 (6/0)

CAREER TRANSACTIONS:

- Signed as a free agent by the Colts on April 2, 2012.
- Signed by the Omaha Nighthawks of the United Football League in 2010.
- Released by the Seattle Seahawks prior to the start of the 2010 regular season.
- Signed by Seattle as a free agent on February 10, 2010.
- Signed by the Florida Tuskers of the UFL in 2009.
- Signed by the Tri-Cities Fever of the af2 in 2008.
- Released by the Seahawks prior to the start of the 2007 regular season.
- Originally signed by Seattle as an undrafted free agent in 2007.

PRO CAREER:

- Was selected to his first Pro Bowl at the conclusion of the 2013 season.
- Has competed in all 53 games he has played in for the Colts.

2015 (COLTS):

- In a Week 1 loss at Buffalo (9/13), snapped for punter Pat McAfee who recorded a 44.3 average on four punts.
- Snapped for punter Pat McAfee who recorded a 49.7 average and net in a Week 2 loss against the New York Jets (9/21). Also snapped for Adam Vinatieri's lone extra point.
- In a Week 3 victory at Tennessee (9/27), snapped for Adam Vinatieri to convert all five of his extra point attempts. Also snapped for Pat McAfee to record five punts for a 49.8 average with a long kick of 54 yards.
- Snapped for Adam Vinatieri to log 10 points against Jacksonville (10/4) in a Week 4 win as he became the franchise's all-time leading scorer. Also snapped for Pat McAfee who registered a 47.8 punting average with two punts pinned inside the 20-yard line.
- In a Week 5 victory at Houston (10/8), snapped for Adam Vinatieri who converted both field goal attempts and all three extra points. Also snapped for Pat McAfee who averaged 49.0 yards on three punts with two pinned inside the 20-yard line.

2014 (COLTS):

- Served as the team's long snapper for all 16 games and all three postseason contests. Snapped for punter Pat McAfee who set franchise single-season records with a 42.8 net punting average and 30 punts pinned inside the 20-yard line. Also snapped for kicker Adam Vinatieri who converted 30-of-31 field goals and all 50 extra points for 140 points on the season. Both McAfee and Vinatieri were named to the Associated Press NFL All-Pro team as well as being voted to the Pro Bowl.
- Snapped for punter Pat McAfee to record his third-highest single-game average (55.3) in a Week 2 contest against Philadelphia (9/15). Also snapped for kicker Adam Vinatieri's two field goals and three extra points while adding one special teams tackle.
- In a Week 3 victory at Jacksonville (9/21) handled long snapping duties for Adam Vinatieri to convert 3-of-3 field goals and all five extra point attempts. Also snapped for Pat McAfee to register two punts for a 53.5-yard average.
- In a Week 8 loss at Pittsburgh (10/26), handled snapping duties for Adam Vinatieri's two field goals and four extra points. Also snapped for Pat McAfee to record three punts for a 51.0 average. Posted two tackles on special teams.
- Was the long snapper for Adam Vinatieri's four field goal and four extra point conversions in a Week 9 victory at the New York Giants (11/3). Also snapped for punter Pat McAfee who totaled six punts for a 40.0 average while pinning three punts inside the 20-yard line.
- Handled snapping duties for Adam Vinatieri's two field goals and two extra points in a Week 11 loss against New England (11/16). Vinatieri set an NFL record with his 17th career 100-point season and remained perfect on the year in field goals and extra points. Snapped for punter Pat McAfee to record a career-best 56.7 average on three kicks. Tied for the team lead with two special teams tackles.

- Was the long snapper for a Week 13 victory against Washington (11/30). Snapped for Pat McAfee who tallied three punts for a 46.0 average. Also snapped for Adam Vinatieri's single-game career-high seven extra points.
- In a Week 15 victory against Houston (12/14), was the long snapper for Adam Vinatieri's 29-yard fourth quarter field goal and two extra points. Snapped for Pat McAfee to total seven punts for a 46.4 average, including four punts pinned inside the 20-yard line.
- In the team's AFC Wild Card Playoff win against Cincinnati (1/4/15), handled snapping duties for Adam Vinatieri's four field goals and two extra points. Snapped for Vinatieri to convert a 53-yard field goal in the fourth quarter, the longest kick in Colts postseason history. Also handled long snapping duties for punter Pat McAfee to record four punts for a 51.5 average. It was the third-best average for a postseason game in team history as McAfee also registered the longest punt in a postseason game in team history (68 yards).
- Handled snapping duties for Adam Vinatieri's field goal and three extra points and Pat McAfee's four punts in the team's AFC Divisional Playoff victory at Denver (1/11/15).
- In the team's AFC Championship Game loss at New England (1/18/15), snapped for Pat McAfee's five punts for a 49.6 average with a long kick of 58 yards. Also contributed with one special teams tackle.

2013 (COLTS):

- Competed in all 16 games and served as the long snapper for punter Pat McAfee who averaged 46.0 yards per punt and kicker Adam Vinatieri who converted 35-of-40 field goals and all 34 extra point attempts. Also added five special teams tackles.
- Named to the Pro Bowl for the first time in his career.
- Handled snapping duties for Colts kicker Adam Vinatieri to convert 2-of-3 field goal attempts and two extra points against Miami (9/15) in Week 2. Also snapped to punter Pat McAfee who totaled a 51.5 average and a long punt of 60 yards on four kicks.
- In a Week 3 victory at San Francisco (9/22), handled snapping duties for kicker Adam Vinatieri to convert 2-of-3 field goals (41 and 43 yards) while adding three extra points. Also snapped for punter Pat McAfee to average 48.0 yards per punt on four kicks while pinning three punts inside the 20-yard line.
- Snapped for kicker Adam Vinatieri who converted all three of his field goal attempts in a Week 6 loss at San Diego (10/14). Vinatieri split the uprights from 30, 50 and 51 yards. Also handled snapping duties for punter Pat McAfee to average 40.6 yards on five kicks, including two which were pinned inside the 20-yard line.
- Assisted punter Pat McAfee in setting a franchise record with six punts placed inside the 20-yard line while averaging 48.9 yards per kick in a Week 7 win against Denver (10/20). Also handled snapping duties for kicker Adam Vinatieri to split the uprights on all three of his field goals and all four extra points.
- Handled snapping duties for kicker Adam Vinatieri to split the uprights on all three field goals and all three extra points in a Week 11 victory at Tennessee (11/14). Also snapped for punter Pat McAfee who finished with three punts for a 37.0 average.
- In a Week 13 victory against Tennessee (12/1), handled long snapping duties for kicker Adam Vinatieri's five field goals and one extra point.

CAREER GP/GS (POSTSEASON):

2015 IND: 5/0
 2014 IND: 16/0 (3/0)
 2013 IND: 16/0 (2/0)
 2012 IND: 16/0 (1/0)
TOTAL: 52/0 (6/0)

SPECIAL TEAMS TACKLES: 20 (2014 - 8, 2013 - 5, 2012 - 9)

POSTSEASON SPECIAL TEAMS TACKLES: 2 (2014 - 1, 2013 - 1)

Also snapped for punter Pat McAfee who netted five punts for a 45.4 average. Contributed with one special teams tackle.

- Handled snapping duties for kicker Adam Vinatieri to split the uprights on 3-of-4 field goal attempts and two extra points in a Week 16 victory at Kansas City (12/22). Also snapped for punter Pat McAfee who logged four kicks for a 50.3 average.
- In a Week 17 win against Jacksonville (12/29), snapped for kicker Adam Vinatieri who converted 3-of-3 field goals and three PATs for 12 points. Vinatieri surpassed 2,000 career points as well as moving into fifth place on the NFL's all-time scoring list. Also handled snapping duties for punter Pat McAfee who averaged 47.4 yards on five punts while setting a franchise record with his 27th punt pinned inside the 20-yard line.
- Handled snapping duties during the team's AFC Wild Card victory against Kansas City (1/4/14). Snapped for kicker Adam Vinatieri to convert one field goal and six extra points. Also snapped for punter Pat McAfee to record one punt for 51 yards.
- During the team's AFC Divisional Playoff loss at New England (1/11/14), handled snapping duties for kicker Adam Vinatieri to convert 2-of-2 field goals and two extra points. Also snapped for punter Pat McAfee, who logged a 51.8 average on five punts. Contributed with one tackle on special teams.

2012 (COLTS):

- Appeared in all 16 games and finished third on the team with nine special teams tackles (six solo).
- Snapped for kicker Adam Vinatieri to convert 26-of-33 field goals and all 37 extra point attempts.
- Snapped for punter Pat McAfee to set franchise single-season records in gross punting average (48.2), net punting average (40.3), punts inside the 20 (26) and 50.0-yard gross average games (five).
- In his first career playoff game, handled snapping duties for punter Pat McAfee to average 48.5 yards per punt, which included a long kick of 53 yards at Baltimore (1/6/13). Also snapped for kicker Adam Vinatieri to convert three-of-four field goals accounting for the team's nine points in the loss.

2010 (OMAHA NIGHTHAWKS, UFL):

- As a member of the Omaha Nighthawks, was named to the United Football League's top 10 players list in 2010 earning the recognition as the league's best long snapper.
- Helped the team win three of their first four games as an expansion team in 2010.

2009 (FLORIDA TUSKERS, UFL):

- With the Florida Tuskers, was part of a team that recorded a perfect 6-0 record while reaching the UFL Championship Game.

2008 (TRI-CITIES FEVER, IFL):

- Was part of a Tri-Cities Fever team that won four games and finished fifth in the NC West.

2007:

- Was signed by the Seattle Seahawks as an undrafted free agent, but was released prior to the start of the regular season.

COLLEGE:

- Was a team captain and two-year starter at defensive end and long snapper for Western Washington.
- Finished his collegiate career with 5.0 sacks, 7.5 tackles for loss, one interception, one forced fumble and seven passes defended.
- Attended Diablo Valley College from 2003-04 before transferring to Western Washington.

GETTING TO KNOW MATT OVERTON

Favorite team and/or athlete outside of football: Tiger Woods

Favorite musician and/or song: Band – Florida Georgia Line. Song – “Bottoms Up” by Brantley Gilbert

Hobbies outside of football: Going to country concerts, rebuilding my 1972 Chevy C10 pickup, golf, traveling, doing awesome things for deserving people, being in the water and hanging out with my two dogs.

What is something interesting about you that most people may not know: I'm the best karaoke singer in the world.

Favorite food: Taco Bell

Favorite vacation spot: Lake Tahoe, Calif.

If you could have lunch with three people, living or dead, who would they be: Jesus Christ, Tiger Woods and Carrie Underwood

Favorite movie: *Heavy Weights*

What's the one thing you couldn't live without: Family

PERSONAL:

- Attended Tracy (Calif.) High School.
- Was an Honorable Mention San Joaquin Athletic Association All-Star as a senior.
- Started and lettered two years as an offensive guard while serving as a co-captain as a senior.
- Also lettered one year in golf and baseball.
- Founder/President of Pros 2 Youth, a non-profit organization based in his hometown of Tracy, Calif.
- Co-owner of Led By Pros Youth Football Academy in Omaha, Neb. with Maurice Clarett.
- Grandson of Washington State Hall of Fame Football Coach Paul Wallrof.
- Father, Tom Overton, played college football at Cal-State Hayward. Son of Lisa Blair and has two siblings, Stefan and Nicole Overton.
- Has volunteered at several functions, including the United Way Cold Feet Warm Shoes event, Horseshoe Helpings, Million Meal Marathon, Hometown Huddle, Pamper Her Pink Dinner and the Colts annual playground build.
- Volunteered for the Kids Against Hunger Million Meal Marathon and Shop With a Colt events.
- Makes several visits to patients at Riley Hospital and was a guest at the Race for Riley event.
- Provided a once in a lifetime experience for Riley Hospital children by supplying suite tickets and limo transportation to a Justin Bieber concert in Indianapolis.
- Served as the emcee for the Bulter University Dance Marathon, benefitting Riley Hospital.
- Was a guest at the Boys and Girls Clubs of Indianapolis Monte Carlo Night.
- Read to students at the Colts Day in Schools event and visited kids at Guion Creek Elementary School and Greenfield Central High School.
- Was a speaker at an NFL PLAY 60 Super School Visit at Brownsburg West Middle School.
- An advocate for the Taco Bell Foundation for teens.
- A morning show personality on 95.5 WFMS The Country Station.
- A native of Tracy, Calif.






DAVID PARRY

54 DEFENSIVE TACKLE

6-2 310 STANFORD



NFL Exp: Rookie

How Acquired: D5 – 2015 (151st overall)

Born: 3/7/92

GP/GS (Postseason): 5/5 (0/0)

CAREER TRANSACTIONS:

- Selected by the Colts in the fifth round (151st overall) of the 2015 NFL Draft.

2015 (COLTS):

- Started his first career NFL contest at nose tackle in a Week 1 loss at Buffalo (9/13) and finished with two tackles.
- In a Week 2 loss against the New York Jets (9/21), totaled four tackles (two solo) and one tackle for loss.
- Posted three solo tackles and his first career sack starting at nose tackle in a Week 3 victory at Tennessee (9/27). The sack came in the second quarter when he brought down Marcus Mariota for an eight-yard loss.
- Started at nose tackle in a Week 4 win against Jacksonville (10/4) and posted three tackles.
- In a Week 5 victory at Houston (10/8), posted two tackles and one tackle for loss starting at nose tackle.

COLLEGE:

- Appeared in 40 games (23 starts) at Stanford and posted 91 tackles (43 solo), 17.5 tackles for loss, 6.5 sacks and two passes defended.
- Was a Burlsworth Trophy semifinalist, which is awarded annually to the most outstanding college football player who began his career as a walk-on.
- Named an All-Pac-12 honorable mention selection as a senior.
- A three-time member of the Pac-12 All-Academic Team. Received first-team honors in 2014, second-team honors in 2013 and honorable mention honors in 2012.
- Had his best season at Stanford in 2014, finishing with 34 tackles, 7.5 tackles for loss and 4.5 sacks in 12 games played.
- In 2013, played in 14 games, making 23 tackles (11 solo) and five tackles for loss.
- Played in 14 games with three starts in 2012 and had 28 tackles (17 solo), three tackles for loss and two passes defended.
- In 2011, competed in all 13 games and tallied six tackles (three solo) and 1.5 tackles for loss.



SINGLE-GAME HIGHS

Tackles: 3, two times (Last at TEN 9/27/15)

Sacks: 1.0 at TEN (9/27/15)

FF: 0

FR: 0

Int: 0

PD: 0

PERSONAL:

- Graduated from Linn-Mar High School in Marion, Iowa where he was a three-year varsity letterwinner at offensive and defensive tackle.
- Was a First Team Iowa Newspaper Association 4A All-State offensive lineman as a senior.
- Was named a First Team Iowa Preps Elite All-State choice.
- Was the team MVP as a senior and was selected to play in the Iowa Shrine All-Star Game.
- Has an older brother, George, who played football at Harvard (2000-04).
- Majorred in political science at Stanford.
- Born in Carrollton, Texas.



GETTING TO KNOW DAVID PARRY

Favorite team and/or athlete outside of football: Mark Hunt (MMA)

Favorite musician and/or song: Future – “Real Sisters”

Hobbies outside of football: Watching movies and spending time with family and friends

What is something interesting about you that most people may not know: I'm a movie critic

Favorite food: Italian

Favorite vacation spot: Las Vegas

If you could have lunch with three people, living or dead, who

would they be: Bob Parry, Fa'amaile Amituanai and Tala Taeleifi

Favorite movie: *Inception*

What's the one thing you couldn't live without: My family

2015 GAME-BY-GAME STATISTICS

Date/Opp.	GP	GS	Solo	Asst.	Total	Sacks	PD	FF	FR	INT	Yds	Avg.	LG	TD
9/13 @ BUF	1	1	2	0	2	0.0	0	0	0	0	0	0.0	0	0
9/21 vs. NYJ	1	1	2	2	4	0.0	0	0	0	0	0	0.0	0	0
9/27 @ TEN	1	1	3	0	3	1.0	0	0	0	0	0	0.0	0	0
10/4 vs. JAX	1	1	0	3	3	0.0	0	0	0	0	0	0.0	0	0
10/8 @ HOU	1	1	2	0	2	0.0	0	0	0	0	0	0.0	0	0
10/18 vs. NE														
10/25 vs. NO														
11/2 @ CAR														
11/8 vs. DEN														
11/22 @ ATL														
11/29 vs. TB														
12/6 @ PIT														
12/13 @ JAX														
12/20 vs. HOU														
12/27 @ MIA														
1/3 vs. TEN														
2015 TOTALS	5	5	9	5	14	1.0	0	0	0	0	0	0.0	0	0

CAREER REGULAR SEASON STATISTICS

Year	GP	GS	Solo	Asst.	Total	Sacks	PD	FF	FR	INT	Yds	Avg.	LG	TD
2015 IND	5	5	9	5	14	1.0	0	0	0	0	0	0.0	0	0
TOTAL	5	5	9	5	14	1.0	0	0	0	0	0	0.0	0	0



SHAUN PRATER

26 CORNERBACK

5-10 190 IOWA



NFL Exp: 4 (1st Year with Colts)
How Acquired: FA – 2015

Born: 10/27/89
GP/GS (Postseason): 20/3 (0/0)

CAREER TRANSACTIONS:

- Signed by the Colts as a free agent on October 5, 2015.
- Waived by the Colts on October 1, 2015.
- Signed by the Colts as a free agent on September 29, 2015.
- Released by the Minnesota Vikings on September 5, 2015.
- Claimed off waivers (Philadelphia) by Minnesota on October 22, 2013.
- Released by the Philadelphia Eagles on October 21, 2013.
- Claimed off waivers (Cincinnati) by Philadelphia on September 1, 2013.
- Released by the Cincinnati Bengals on August 31, 2013.
- Selected by the Bengals in the fifth round (156th overall) of the 2012 NFL Draft.

2015 (COLTS):

- Saw action on special teams in his first contest as a member of the Colts during a Week 5 win at Houston (10/8). Did not finish with a tackle.

2014 (VIKINGS):

- Appeared in 10 games for and had two tackles (one solo) to go along with one tackle on special teams.
- Had one special teams tackle in 19-13 overtime win at Tampa Bay (10/26).

2013 (EAGLES/VIKINGS):

- Played in one game for Philadelphia before being released on October 21. Was picked up by Minnesota on October 22 and finished the season with the Vikings, appearing in eight games (three starts) with nine tackles (six solo), one interception and one pass defended.
- Made his NFL debut against Kansas City (9/19), but did not record a tackle.
- Played in first game with the Vikings at Dallas (11/3).
- Earned his first career NFL start against Philadelphia (12/15). Notched his first career interception in the game and returned it 30 yards. The interception was one of only two thrown by quarterback Nick Foles all season.
- Started at Cincinnati (12/22) and made two tackles (one solo).
- Started his third consecutive game and tallied a season-high three tackles in win against Detroit (12/29).

2012 (BENGALS):

- Was placed on Injured Reserve after suffering a knee injury during training camp.

COLLEGE:

- A three-year starter at the University of Iowa where he was a two-time First Team All-Big Ten selection.
- Played in 48 games (35 starts) and made 171 tackles (112 solo) to go along with nine interceptions, two interception returns for touchdowns, 24 passes defended, four forced fumbles, 1.0 sack and 1.5 tackles for loss.
- His 173 career interception return yards rank seventh all-time at Iowa.
- Was named a First Team All-Big Ten choice by league coaches his senior season in 2011 after starting all 13 games and finishing with 51 tackles (33 solo), four forced fumbles, one interception, three passes defended, 1.0 sack and 1.0 tackles for loss.
- Earned First Team All-Big Ten honors from the league's coaches and media as a junior in 2010. Started 12 games and tallied 68 tackles (50 solo), four interceptions, six passes defended and one fumble recovery.
- Started 10 games as a sophomore in 2009, collecting 41 tackles (25 solo), two interceptions and eight passes defended. Made first career start in a 27-17 win against Arizona.
- Started at cornerback in the Hawkeyes 24-14 Orange Bowl win over Georgia Tech. Was part of a defense that allowed only 12 passing yards and 155 yards of total offense.
- Played in 13 games as a true freshman in 2008, making 11 tackles (four

solo), two interceptions and two passes defended. Was one of only seven true freshman to see action.

PERSONAL:

- Attended Central High School in Omaha, Neb. and received first-team all-state honors as a senior.
- Recorded 177 tackles, five interceptions, 20 passes defended, 5.0 sacks, six forced fumbles and two fumble recoveries for his high school career.
- Also played wide receiver his senior year and recorded 10 carries for 185 yards and 12 catches for 290 yards and four touchdowns.
- Was an honorable mention all-state selection as a junior. He also received all-district honors as a junior and senior.
- Was also part of a state title-winning 4x400 relay team in high school.
- Majored in psychology at Iowa.
- A native of Omaha, Neb.



SINGLE-GAME HIGHS

Tackles: 3 vs. DET (12/29/13)
Sacks: 0.0
FF: 0
FR: 0
INT: 1 vs. PHI (12/15/13)
PD: 1 vs. PHI (12/15/13)



GETTING TO KNOW SHAUN PRATER

Favorite team and/or athlete outside of football: Sean Taylor

Favorite musician and/or song: Jay-Z

Hobbies outside of football: Working out

What is something interesting about you that most people may not know: I have a twin

Favorite food: Seafood

Favorite vacation spot: Maui, HI

If you could have lunch with anyone, living or dead, who would it be: Denzel Washington

Favorite movie: Any Denzel Washington movie

What's the one thing you couldn't live without: God

2015 GAME-BY-GAME STATISTICS

Date/Opp.	GP	GS	Solo	Asst.	Total	Sacks	PD	FF	FR	INT	Yds	Avg.	LG	TD
9/13 @ BUF						FREE AGENT								
9/21 vs. NYJ						FREE AGENT								
9/27 @ TEN						FREE AGENT								
10/4 vs. JAX						FREE AGENT								
10/8 @ HOU	1	0	0	0	0	0.0	0	0	0	0	0	0.0	0	0
10/18 vs. NE														
10/25 vs. NO														
11/2 @ CAR														
11/8 vs. DEN														
11/22 @ ATL														
11/29 vs. TB														
12/6 @ PIT														
12/13 @ JAX														
12/20 vs. HOU														
12/27 @ MIA														
1/3 vs. TEN														
2015 TOTALS	1	0	0	0	0	0.0	0	0	0	0	0	0.0	0	0

CAREER REGULAR SEASON STATISTICS


Year	GP	GS	Solo	Asst.	Total	Sacks	PD	FF	FR	INT	Yds	Avg.	LG	TD
2015 IND	0	0	0	0	0	0.0	0	0	0	0	0	0.0	0	0
2014 MIN	10	0	1	1	2	0.0	0	0	0	0	0	0.0	0	0
2013 MIN	8	3	6	3	9	0.0	1	0	0	1	30	30.0	30	0
2013 PHI	1	0	0	0	0	0.0	0	0	0	0	0	0.0	0	0
2012 CIN						INJURED RESERVE								
TOTAL	19	3	7	4	11	0.0	1	0	0	1	30	30.0	30	0



JOE REITZ

76 GUARD

6-7 323 WESTERN MICHIGAN



NFL Exp: 5 (5th Year with Colts)
How Acquired: FA – 2010

Born: 8/24/85
GP/GS (Postseason): 49/27 (3/3)

CAREER TRANSACTIONS:

- Elevated to the Colts 53-man roster from the practice squad on January 8, 2011.
- Signed to the Indianapolis practice squad on September 19, 2010.
- Claimed off waivers by the Colts from the Miami Dolphins on September 8, 2010 and was waived on September 15, 2010.
- Claimed off waivers by Miami on September 5, 2010 and was waived on September 7, 2010.
- Signed as a free agent with the Baltimore Ravens on January 19, 2010 and was waived on September 4, 2010.
- Signed to the Ravens practice squad on September 7, 2009.
- Signed as a free agent with Baltimore on January 20, 2009 and was waived on September 5, 2009.
- Signed to the Ravens practice squad on September 3, 2008 and was waived on October 1, 2008.
- Originally signed as an undrafted free agent by Baltimore on May 9, 2008 and was waived on September 2, 2008.

2015 (COLTS):

- In a Week 1 loss at Buffalo (9/13), saw action in tackle-eligible situations and blocked for an offense that totaled 304 net yards.
- Competed in tackle-eligible situations in a Week 2 loss against the New York Jets (9/21). Was targeted once as a receiver.
- Made his first start of the season at right tackle in a Week 3 win at Tennessee (9/27). Assisted a Colts offense that totaled 378 net yards and opened rushing lanes for Frank Gore to compile 86 yards and two rushing touchdowns.
- Started at right tackle in a Week 4 victory against Jacksonville (10/4) and provided time for Matt Hasselbeck to complete 30 passes for 282 yards and one touchdown as the offense compiled 326 net yards.
- In a Week 5 win at Houston (10/8), started at right tackle and opened rushing lanes for Frank Gore to total 98 yards and one touchdown. The 98 yards were the most for a Colts running back in a single game dating back to 2012. Also blocked for Matt Hasselbeck who threw for 213 yards and two touchdowns.

2014 (COLTS):

- Competed in 10 games (four starts) and was part of an offensive line that assisted the team in setting a single-season franchise record for net yards (6,506). Started all three postseason contests at right tackle.
- Started at left guard in a Week 6 win at Houston (10/9). Provided time for the offense to generate 456 net yards as Andrew Luck threw for 370 yards and three touchdowns.
- In a Week 7 victory against Cincinnati (10/19), saw action on the offensive line and assisted the Colts in totaling 506 net yards. Blocked for Andrew Luck to record his franchise-tying fifth consecutive 300-yard passing performance.
- Was part of an offensive line that assisted the team in generating 443 net yards while allowing only 1.0 sack in a Week 9 win at the New York Giants (11/3). Provided time for quarterback Andrew Luck to throw four touchdown passes.
- Started at right tackle in a Week 12 victory against Jacksonville (11/23). Helped the offense total 389 net yards as the team's 175 rushing yards was the highest total during the season and the most dating back to a Sept. 22, 2013 in a win at San Francisco (184).
- Blocked for a Colts offense that compiled 487 net yards starting at right guard in a win against Washington (11/30). It was the team's ninth 400-plus net yard performance, which set a franchise single-season record. Provided time for Andrew Luck to throw for 370 yards as he set a career-high with five touchdown passes.
- Started his first career postseason game at right tackle in the team's AFC Wild Card Playoff win against Cincinnati (1/4/15). Helped the offense total 482 net yards, the third-highest total for a postseason game in team history. Was part of an offensive line that allowed only 1.0 sack as Andrew Luck threw for 376 yards.

QUICK HITS

A native of Fishers, Ind., Reitz was a three-year letterwinner in football and basketball at Hamilton Southeastern High School and was the first player in school history to be named an *Indianapolis Star* Indiana All-Star in basketball. Reitz was offered a football scholarship, but decided to play basketball at Western Michigan.

- In the team's AFC Divisional Playoff victory at Denver (1/11/15), started at right tackle and was part of an offensive line that did not allow a sack as the Colts registered 364 net yards. Blocked for Andrew Luck who threw for 265 yards and two touchdowns in the win.
- Started at right tackle during the team's AFC Championship Game loss at New England (1/18/15) and blocked for a Colts offense that totaled 209 net yards.

2013 (COLTS):

- Participated in 14 games (three starts) on the offensive line and assisted the Colts in averaging 108.9 rushing yards per game, the team's highest total since 2006.
- Earned a start against San Francisco (9/22) in Week 3 when the Colts opened in a tackle eligible set. Helped the Colts rush for 184 net yards while providing time for quarterback Andrew Luck to throw for 159 yards. Was part of an offensive line that allowed only 1.0 sack in the victory.
- Saw action on the offensive line in a Week 4 victory at Jacksonville (9/29). Assisted a Colts rushing attack that totaled 157 net yards while providing time for quarterback Andrew Luck to total 257 passing yards and two touchdowns.
- Was part of an offensive line that provided time for the Colts to register 317 total net yards in a victory against Seattle (10/6). Also blocked for a rushing attack that recorded 109 net yards, the team's fifth consecutive contest with 100-plus rushing yards.
- Was part of an offensive line that blocked for quarterback Andrew Luck to throw for 228 yards while recording four total touchdowns in the team's Week 7 win against Denver (10/20). Also blocked for a rushing attack that registered 121 yards.
- Participated on an offensive line that assisted the Colts in totaling 406 net yards in a Week 10 loss against St. Louis (11/10). Also blocked for quarterback Andrew Luck who threw for 353 yards.
- Opened rushing lanes for the Colts to generate 137 rushing yards in a win at Tennessee (11/14). Provided time for the Colts offense to record 366 net yards as quarterback Andrew Luck threw for 232 yards while rushing for one touchdown.
- Started at left guard in a Week 14 loss at Cincinnati (12/8). Was part of an offensive line that did not allow a sack and provided time for quarterback Andrew Luck to throw for 326 yards and four touchdowns.
- Made a start at right guard in a Week 15 victory against Houston (12/15), but left the game with a concussion following the opening offensive possession.
- Listed as inactive for the team's AFC Wild Card Playoff victory against Kansas City (1/4/14).
- Was inactive for the team's AFC Divisional Playoff loss at New England (1/11/14).

2012 (COLTS):

- Competed in nine games (eight starts) and was inactive for seven contests.

CAREER GP/GS (POSTSEASON):

2015 IND: 5/3
2014 IND: 10/4 (3/3)
2013 IND: 14/3 (0/0)
2012 IND: 9/8 (0/0)
2011 IND: 11/9
2010 IND: 0/0 (0/0)
2009 BAL: 0/0
2008 BAL: 0/0
TOTAL: 49/27 (3/3)

- Competed in his first game of the season as a reserve on the offensive line at Tennessee (10/28).
- Made his first start of the season at left guard against Miami (11/4) and provided time for quarterback Andrew Luck to set an NFL rookie record for passing yards in a single game (433).
- Started at left guard at New England (11/18) and blocked for a Colts offense to total 448 yards of net offense.
- Started at left guard and assisted the Colts in totaling 459 net yards at Detroit (12/2). Left the game in the second quarter with a head injury.
- Started at left guard and opened rushing lanes for running back Vick Ballard to total a season-high 105 yards in the team's loss at Houston (12/16).
- Blocked for quarterback Andrew Luck to throw for 205 yards and set a new NFL record for passing yards by a rookie in the team's victory at Kansas City (12/23) starting at left guard.
- Listed as inactive for the team's AFC Wild Card Playoff loss at Baltimore (1/6/13).

2011 (COLTS):

- Competed in 11 games (nine starts) while being inactive for another five contests.
- Made his NFL debut at Houston (9/11), starting at left guard.
- Started against Cleveland (9/18) and provided rushing lanes for the Colts to total 110 yards.
- Provided time for quarterback Curtis Painter to establish career highs in passing yards (281), touchdowns (two) and passer rating (99.4) at Tampa Bay (10/3).
- Started at left guard against Tennessee (12/18) and helped open rushing lanes for running back Donald Brown to set a career-high with 161 rushing yards on 16 carries.

2010 (COLTS):

- Was inactive for the season opener at Houston (9/12) and spent the remainder of the regular season on the practice squad.
- Was elevated to the 53-man roster for the team's AFC Wild Card Playoff game against the New York Jets (1/8/11), but was inactive.

2009 (RAVENS):

- Spent the entire season on the Ravens practice squad.

2008 (RAVENS):

- Spent a portion of the season on the Ravens practice squad before being placed on Injured Reserve on October 1.

COLLEGE:

- Was offered a football scholarship, but decided to play basketball at Western Michigan.
- Started 126-of-128 career games and finished third in school history in scoring (1,713 points) and rebounding (939).
- Named a three-time All-MAC and two-time Academic All-America selection.
- Holds a degree in finance.

PERSONAL:

- Attended Hamilton Southeastern High School in Fishers, Ind.
- Was a three-year letterwinner in football and basketball.
- Was the first player in school history to be named an *Indianapolis Star* Indiana All-Star in basketball.
- Hosted a youth football camp at Hamilton Southeastern High School, St. Louis de Montfort Catholic School and Our Lady of Mount Carmel in Carmel, Ind.
- Working with Knights of Columbus, hosted a Special Olympics mini combine at the Colts practice facility.
- Visited Riley Hospital for Children to spread cheer during the holidays.
- Read to students as part of the Colts Day in Schools event and was a reader for Read Across America Week.

- Serves as a Colts Community Ticket Block Sponsor.
- Was a guest speaker for All Pro Dad's Chapter Breakfast at Hazel Dell Elementary School.
- Active in Christian outreach efforts and Indianapolis CYO programs.
- For the last three years, has hosted a Tackling Homelessness Event for Horizon House with his wife, Jill.
- Reitz and his wife, Jill, have two daughters, Juliana and Virginia, and one son, AJ. They reside in Zionsville, Ind.
- A native of Fishers, Ind.



GETTING TO KNOW JOE REITZ

Favorite team and/or athlete outside of football: Cincinnati Reds and Indiana Pacers

Favorite musician and/or song: Anything country

What is something interesting about you that most people may not know: I finished Top 10 (ninth) in a statewide math contest in sixth grade

Favorite food: Mexican

Favorite vacation spot: The beach

If you could have lunch with three people, living or dead, who would they be: Jesus Christ, George Washington and Julius Caesar

Favorite movie: *Hoosiers*


What's the one thing you couldn't live without: My wife and kids



JOSH ROBINSON

34 RUNNING BACK

5-8 221 MISSISSIPPI STATE



NFL Exp: Rookie

How Acquired: D6 – 2015 (205th overall)

Born: 8/24/92

GP/GS (Postseason): 5/0 (0/0)

CAREER TRANSACTIONS:

- Selected by the Colts in the sixth round (205th overall) of the 2015 NFL Draft.

2015 (COLTS):

- In a Week 1 loss at Buffalo (9/13), totaled four carries for 11 yards in his NFL debut.
- Recorded five carries for 12 yards and five receptions for 27 yards in a Week 2 loss against the New York Jets (9/21).
- Totaled two carries for eight yards in a Week 3 victory at Tennessee (9/27).
- In a Week 4 win against Jacksonville (10/4), notched three carries for two yards.
- Posted three carries for six yards and added one catch for six yards in a Week 5 victory at Houston (10/8).

COLLEGE:

- Played in 38 games (13 starts) at Mississippi State and rushed for 1,997 yards on 323 carries with 15 touchdowns, adding 493 yards receiving and one score.
- Finished his career tied for the school record in yards per carry average (6.2), matching Harvey Johnson's mark dated 75 years ago (1938-1940).
- In 2014, played in all 13 games with 11 starts and tied for first in the SEC with 11 rushing touchdowns. The 11 scores on the ground are tied for ninth in school history.
- Was a Second Team All-SEC selection by the league's coaches and The Associated Press in his first year as a starter.
- Ranked third in the SEC in rushing yards (1,203, 34th in FBS) and rushing yards per game (92.5, 39th in FBS).
- His 1,203 rushing yards ranked third in school history and his 1,573 all-purpose yards ranked second in school history.
- In 2013, finished as the squad's third-leading rusher with 459 yards on 78 carries. Averaged 5.9 yards per carry and tied for second on the team with three rushing scores.
- Contributed as a receiving threat out of the backfield, hauling in 12 passes for 115 yards, an average of 9.6 yards per reception.
- In 2012, was the team's second-leading rusher during his redshirt freshman season, carrying 55 times for 335 yards and a touchdown.

PERSONAL:

- Attended Franklinton (La.) High School, where he helped lead the team to the Louisiana Class 4A Championship.
- Picked by the Louisiana Sports Writers Association to the First Team All-State 4A squad.
- Was an honorable mention choice on the *Baton Rouge Advocate's* state-wide 2011 Super Dozen.
- Ran for 1,105 yards during his senior season and scored 20 touchdowns. Also caught 22 passes for 558 yards and seven scores.
- As a junior, the Demons went 14-1 and fell one game short of the state championship, losing to Neville High School in the finals. He rushed for 1,315 yards and scored 22 touchdowns that season and added 11 catches for 205 yards and five touchdowns.
- Also participated in varsity track.
- Majored in human sciences at Mississippi State.

GETTING TO KNOW JOSH ROBINSON

Favorite team and/or athlete outside of football: LeBron James

Favorite musician and/or song: Kevin Gates and Lil Boosie

Hobbies outside of football: Baseball

What is something interesting about you that most people may not know: I'm a human bowling ball

Favorite food: Cajun

Favorite movie: *Friday* and *Life*

What's the one thing you couldn't live without: God

SINGLE-GAME HIGHS

Att: 5 vs. NYJ (9/21/15)

Yards: 12 vs. NYJ (9/21/15)

TDs: 0

LG: 8 vs. NYJ (9/21/15)

Rec: 5 vs. NYJ (9/21/15)

Yards: 27 vs. NYJ (9/21/15)

TDs: 0

LG: 9 vs. NYJ (9/21/15)

- A native of Franklinton, La.



2015 GAME-BY-GAME STATISTICS

Date/Opp.	RUSHING						RECEIVING					
	GP	GS	No.	Yards	Avg.	LG	TD	No.	Yards	Avg.	LG	TD
9/13 @ BUF	1	0	4	11	2.8	7	0	0	0	0.0	0	0
9/21 vs. NYJ	1	0	5	12	2.4	8	0	5	27	5.4	9	0
9/27 @ TEN	1	0	2	8	4.0	5	0	0	0	0.0	0	0
10/4 vs. JAX	1	0	3	2	0.7	3	0	0	0	0.0	0	0
10/8 @ HOU	1	0	3	6	2.0	4	0	1	6	6.0	6	0
10/18 vs. NE												
10/25 vs. NO												
11/2 @ CAR												
11/8 vs. DEN												
11/22 @ ATL												
11/29 vs. TB												
12/6 @ PIT												
12/13 @ JAX												
12/20 vs. HOU												
12/27 @ MIA												
1/3 vs. TEN												
2015 TOTALS	5	0	17	39	2.3	8	0	6	33	5.5	9	0

CAREER REGULAR SEASON STATISTICS

Year	RUSHING						RECEIVING					
	GP	GS	No.	Yards	Avg.	LG	TD	No.	Yards	Avg.	LG	TD
2015 IND	5	0	17	39	2.3	8	0	6	33	5.5	9	0
TOTAL	5	0	17	39	2.3	8	0	6	33	0.0	9	0



D'JOUN SMITH

30 CORNERBACK

5-11 193 FLORIDA ATLANTIC



NFL Exp: Rookie

How Acquired: D3 – 2015 (65th overall)

Born: 9/23/92

GP/GS (Postseason): 0/0 (0/0)

CAREER TRANSACTIONS:

- Selected by the Colts in the third round (65th overall) of the 2015 NFL Draft.

2015 (COLTS):

- Was listed as inactive for the team's Week 1 loss at Buffalo (9/13).
- Placed on Injured Reserve/Designated to Return on September 18.

COLLEGE:

- In 44 career games at Florida Atlantic, totaled 120 tackles (78 solo), nine interceptions, three forced fumbles, two fumble recoveries, 1.0 sack and 29 passes defended.
- Returned 47 kickoffs for 1,093 yards (23.3 avg.).
- Earned Second Team Conference USA honors as a defensive back and honorable mention recognition as a kick returner in 2014.
- Was named Florida Atlantic's Defensive Player of the Year in 2014.
- Earned MVP accolades following the 2013 season when he finished with seven interceptions.
- In 11 games in 2014, compiled 53 tackles (32 solo), one interception, one forced fumble, two fumble recoveries and eight passes defended.
- In 2013, started all 12 games and finished with 35 tackles (25 solo) while adding seven interceptions, two forced fumbles, 1.0 sack and 13 passes defended.
- Started in 11 games in 2012 and totaled 25 tackles (16 solo), one interception and a team-leading eight passes defended.

PERSONAL:

- Competed at American High School in Hialeah, Fla. and recorded 75 tackles, seven interceptions, three forced fumbles, two touchdowns and 613 all-purpose yards as a senior.
- Earned Third Team All-Dade County honors and competed in the Dade vs. Broward All-Star game.
- Also competed in track.
- Was a communications major at Florida Atlantic.
- A native of Miami.



SINGLE-GAME HIGHS

Tackles: N/A

Sacks: N/A

FF: N/A

FR: N/A

Int: N/A

PD: N/A



GETTING TO KNOW D'JOUN SMITH

Favorite team and/or athlete: Sean Taylor

Favorite musician and/or song: Gospel music

Hobbies outside of football: Fishing, drawing and playing video games

Favorite food: Peanut butter and jelly

If you could have lunch with two people, living or dead, who would they be: Sean Taylor and Tupac Shakur

Favorite movie: *Home Alone* and *Toy Story*

What's the one thing you couldn't live without: God and family

2015 GAME-BY-GAME STATISTICS

Date/Opp.	GP	GS	Solo	Asst.	Total	Sacks	PD	FF	FR	INT	Yds	Avg.	LG	TD
9/13 @ BUF														
9/21 vs. NYJ														
9/27 @ TEN														
10/4 vs. JAX														
10/8 @ HOU														
10/18 vs. NE														
10/25 vs. NO														
11/2 @ CAR														
11/8 vs. DEN														
11/22 @ ATL														
11/29 vs. TB														
12/6 @ PIT														
12/13 @ JAX														
12/20 vs. HOU														
12/27 @ MIA														
1/3 vs. TEN														
2015 TOTALS	0	0	0	0	0	0.0	0	0	0	0	0	0.0	0	0


CAREER REGULAR SEASON STATISTICS

Year	GP	GS	Solo	Asst.	Total	Sacks	PD	FF	FR	INT	Yds	Avg.	LG	TD
2015 IND	0	0	0	0	0	0.0	0	0	0	0	0	0.0	0	0
TOTAL	0	0	0	0	0	0.0	0	0	0	0	0	0.0	0	0



JUNIOR SYLVESTRE

44 INSIDE LINEBACKER
6-0 242 TOLEDO



NFL Exp: Rookie

How Acquired: FA – 2015

Born: 12/27/91

GP/GS (Postseason): 0/0 (0/0)

CAREER TRANSACTIONS:

- Signed by the Colts as an undrafted free agent on May 5, 2015.

2015 (COLTS):

- Placed on Injured Reserve on September 5.

COLLEGE:

- Started 30-of-51 games and registered 286 tackles, 7.5 sacks, one interception, three forced fumbles and eight passes defended.
- Was named a First Team All-MAC selection following his junior and senior seasons at Toledo.
- As a senior, assisted the Rockets in ranking first in the conference and 14th in the nation in rush defense, giving up only 3.5 yards per carry and 116 yards per game.

PERSONAL:

- Attended South Broward High School in Hollywood, Fla.
- Earned all-county honors as a senior wide receiver and defensive back.
- Played in the Broward County Athletic Association All-Star Game as a senior.
- Was a standout on the track team and was a member of the 4x400 relay team that placed second in the state his junior year.
- Made the state finals in the 200 meter run as a sophomore.
- Majored in criminal justice at Toledo.
- A native of Miami.

SINGLE-GAME HIGHS

Tackles: N/A

Sacks: N/A

FF: N/A

FR: N/A


INT: N/A

PD: N/A



MARCUS THIGPEN

14 RETURN SPECIALIST
5-9 200 INDIANA



NFL Exp: 4 (1st Year with Colts)
How Acquired: FA – 2015

Born: 5/15/86
GP/GS (Postseason): 45/0 (0/0)

CAREER TRANSACTIONS:

- Released by the Buffalo Bills on October 7, 2015.
- Claimed off waivers (Tampa Bay) by the Bills on November 26, 2014.
- Released by the Tampa Bay Buccaneers on November 25, 2014.
- Signed to the Buccaneers active roster from the practice squad on November 1, 2004.
- Signed to the Tampa Bay practice squad on October 21, 2014.
- Released by the Miami Dolphins on October 14, 2014.
- Signed to the Dolphins practice squad on September 23, 2014.
- Released from the New England Patriots practice squad on September 16, 2014.
- Signed to the Patriots practice squad on September 3, 2014.
- Released by Miami on August 30, 2014.
- Signed as a free agent by the Dolphins on January 30, 2012 after spending two seasons in the Canadian Football League from 2010-11.

2015 (BILLS/COLTS):

- Signed as a free agent by Indianapolis on October 12 after being released by Buffalo on October 7.
- Spent the first four weeks of the season with the Bills and returned nine punts for 47 yards (5.2 avg.) with a long return of 14 yards and returned three kickoffs for 29 yards (9.7 avg.) with a long return of 15 yards.
- In a Week 1 win against Indianapolis (9/13), returned one punt for six yards.
- Returned one punt for 14 yards in Week 2 loss against New England (9/20).
- Tallied two punt returns for seven yards in a win at Miami (9/27).
- In a Week 4 loss against the New York Giants, returned five punts for 20 yards (4.0 avg.) and two kickoffs for 29 yards (14.5 avg.) with a long return of 15 yards.

2014 (BUCCANEERS/BILLS):

- Played in nine games for Tampa Bay and Buffalo, returning 16 punts for 220 yards (13.8 avg.), including a 75-yard touchdown return. Also had 12 kickoff returns for 285 yards (23.8 avg.) with a long return of 49 yards.
- Was elevated to Tampa Bay's active roster on November 1 from the practice squad.
- Played in four games for the Buccaneers and tallied four punt returns for 65 yards with a long return of 53 yards. Also had six kickoff returns for 120 yards with a long return of 28 yards.
- Claimed off waivers by the Bills on November 26 after being released from Tampa Bay.
- Played in the final five games of the season for Buffalo and notched 12 punt returns for 155 yards and six kickoff returns for 165 yards.
- Had a career-long 75-yard punt return for a touchdown against Green Bay (12/14).
- Returned three kicks for 65 yards at Oakland (12/21).
- Had two kickoff returns for 73 yards at New England (12/28).

2013 (PANTHERS):

- Played in all 16 games tallying six rushes for 18 yards and eight receptions for 97 yards with one touchdown.
- Also returned 34 punts for 264 yards (7.8 avg.) and 39 kickoffs for 870 yards (22.3 avg.) with a long return of 50 yards.
- Tallied one catch for 50 yards at New Orleans (9/30). The 50-yard reception was a career-long.
- Returned three kickoffs for a season-high 79 yards at New England (10/27).
- Had seven punt returns for a season-high 71 yards against Carolina (11/24).
- Ran the ball four times for 10 yards at the New York Jets (12/1). Also had four punt returns for 39 yards (9.8 avg.) and returned two kickoffs for 69 yards (34.5 avg.), including a season-long 50-yard return.

- Notched two receptions for 23 yards, including a 14 yard touchdown against New England (12/15). The touchdown was the first of his career.

2012 (DOLPHINS):

- Played in all 16 games his rookie season, totaling one carry for eight yards, one reception for 15 yards, 26 punt returns for 316 yards (12.2 avg.) and 38 kickoff returns for 1,040 yards (27.4 avg.) with a long return of 96 yards.
- Averaged 25-plus yards on kickoff returns nine times during the season.
- Made his NFL debut at Houston (9/9) and compiled 213 return yards. Had two punt returns for a season-high 76 yards, highlighted by a 72-yard touchdown. Also returned five kickoffs for 137 yards (27.4 avg.) with a long return of 32 yards.
- Returned five kickoffs for 181 yards (36.2 avg.) at Buffalo (11/15). Had a career-long 96-yard touchdown return in the game's opening quarter.
- Had four kickoff returns for 129 yards (32.3 avg.) at San Francisco (12/9) with a long return of 56 yards.

CFL CAREER:

- Played two seasons (2010-11) with the Hamilton Tiger-Cats of the Canadian Football League.
- In two seasons, tallied 48 catches for 616 yards (12.8 avg.) with three touchdowns, 51 carries for 316 yards (6.2 avg.) and three touchdowns, 86 kickoff returns for 1,643 yards (19.1 avg.) with one touchdown and 115 punt returns for 1,055 yards (9.2 avg.) with one touchdown.

COLLEGE:

- Played collegiately at Indiana (2004-08) and finished second in school history with 2,009 career kickoff return yards, third with 4,658 career all-purpose yards and tied for eighth with 21 career touchdowns.
- Became the first player in school history with over 1,000 rushing yards (1,621), receiving yards (1,028) and kickoff return yards (2,009) and became the 19th rusher in school history to cross the 1,500-yard rushing barrier.
- Was just the fifth player all-time at Indiana to go over 4,500 career all-purpose yards.
- Also finished fifth in Big Ten history with 2,009 kickoff return yards, tied for third with three kickoff return scores and tied for sixth with 81 career kickoff returns.

PERSONAL:

- Attended Mumford High School in Detroit.
- Closed out his prep career by leading the Detroit Public School League in rushing as a senior with 1,785 yards and 20 touchdowns.
- Also one of the top track and field sprinters in the state, winning a 100-meter state title as a senior.

SINGLE-GAME HIGHS

PR:	7 vs. CAR (11/24/13)
PR Yards:	76 at HOU (9/9/12)
PR Avg. (Min. 3):	14.8 vs. OAK (9/16/12)
PR Long:	75t vs. GB (12/14/14)
PR TD:	1, two times (Last vs. GB 12/14/14)
KR:	5, two times (Last at BUF 11/15/12)
KR Yards:	181 at BUF (11/15/12)
KR Avg. (Min. 3):	36.2 at BUF (11/15/12)
KR Long:	96t at BUF (11/15/12)
KR TD:	1 at BUF (11/15/12)

- Majored in social and behavioral science with a criminal justice minor.
- A native of Detroit.



2015 GAME-BY-GAME STATISTICS

Date/Opp.	RECEIVING						RUSHING					
	GP	GS	No.	Yards	Avg.	LG	TD	No.	Yards	Avg.	LG	TD
9/13 @ BUF	0	0	0	0	0	0	0	0	0	0	0	0
9/21 vs. NYJ	0	0	0	0	0	0	0	0	0	0	0	0
9/27 @ TEN	0	0	0	0	0	0	0	0	0	0	0	0
10/4 vs. JAX	0	0	0	0	0	0	0	0	0	0	0	0
10/8 @ HOU	FREE AGENT											
10/18 vs. NE												
10/25 vs. NO												
11/2 @ CAR												
11/8 vs. DEN												
11/22 @ ATL												
11/29 vs. TB												
12/6 @ PIT												
12/13 @ JAX												
12/20 vs. HOU												
12/27 @ MIA												
1/3 vs. TEN												
2015 TOTALS	0	0	0	0	0.0	0	0	0	0	0.0	0	0

CAREER REGULAR SEASON STATISTICS

Year	RECEIVING						RUSHING					
	GP	GS	No.	Yards	Avg.	LG	TD	No.	Yards	Avg.	LG	TD
2015 IND	0	0	0	0	0.0	0	0	0	0	0.0	0	0
2015 BUF	4	0	0	0	0.0	0	0	0	0	0.0	0	0
2014 BUF	5	0	0	0	0.0	0	0	0	0	0.0	0	0
2014 TB	4	0	0	0	0.0	0	0	0	0	0.0	0	0
2013 MIA	16	0	8	97	12.1	50	1	6	18	3.0	9	0
2012 MIA	16	0	1	15	15.0	15	0	1	8	8.0	8	0
TOTAL	45	0	9	112	12.4	1	1	7	26	3.7	9	0

CAREER REGULAR SEASON RETURN STATISTICS

Year	GP	GS	PR	FC	Yards	Avg.	LG	TD	KR	Yards	Avg.	LG	TD
2015 IND	0	0	0	0	0	0.0	0	0	0	0	0.0	0	0
2015 BUF	4	0	9	4	47	5.2	14	0	3	29	9.7	15	0
2014 BUF	5	0	12	5	155	12.9	75t	1	6	165	27.5	79	0
2014 TB	4	0	4	8	65	16.3	53	0	6	120	20.0	28	0
2013 MIA	16	0	34	20	264	7.8	34	0	39	870	22.3	50	0
2012 MIA	16	0	26	6	316	12.2	72t	1	38	1040	27.4	96t	1
TOTAL	45	0	85	43	847	10.0	75t	2	92	2224	24.2	96t	1


ADDITIONAL STATISTICS: Returned a punt 72 yards for a touchdown in his NFL debut at Houston (9/9/12).
Returned a kickoff 96 yards for a touchdown at Buffalo (11/15/12).
Returned a punt 75 yards for a touchdown vs. Green Bay (12/14/14).



JOSH THOMAS

35 CORNERBACK

5-11 185 BUFFALO



NFL Exp: 5 (1st Year with Colts)
How Acquired: FA – 2015

Born: 5/3/89
GP/GS (Postseason): 45/10 (1/0)

CAREER TRANSACTIONS:

- Signed by the Colts as a free agent on September 22, 2015.
- Released by the Minnesota Vikings on September 5, 2015.
- Signed by the Vikings as a free agent on July 24, 2015.
- Claimed off waivers (New York Jets) by the Detroit Lions on December 17, 2014.
- Released by the New York Jets on December 16, 2014.
- Signed by the Jets as a free agent on October 13, 2014.
- Released by the Seattle Seahawks on October 8, 2014.
- Signed by Seattle as a free agent on September 8, 2014.
- Released by the Carolina Panthers on August 30, 2014.
- Claimed off waivers (Dallas) by Carolina on September 4, 2011.
- Waived by the Dallas Cowboys on September 3, 2011.
- Selected by Dallas in the fifth round (143rd overall) of the 2011 NFL Draft.

2015 (COLTS):

- In his first game as a member of the Colts, posted three solo tackles and two passes defended in a Week 3 victory at Tennessee (9/27). Knocked a pass away from Delanie Walker, which was intercepted by teammate Dwight Lowery and returned 69 yards for a touchdown.
- In a Week 4 win against Jacksonville (10/4), saw action on defense, but did not record a tackle.
- Competed on defense and special teams in a Week 5 victory at Houston (10/8), but did not record a tackle.

2014 (SEAHAWKS/JETS/LIONS):

- Began the season with Seattle, appearing in three games and recording one pass defended.
- Appeared in one game as a member of the New York Jets, tallying two tackles and one pass defended.
- Saw action in the Detroit Lions Week 16 game at Chicago (12/21), but did not record a tackle.

2013 (PANTHERS):

- Played in 13 games including six starts, registering 28 tackles (21 solo), one interception and two passes defended.
- Contributed to a unit that led the NFL in sacks and ranked second in the league in total defense and points allowed.
- Recorded four special teams tackles.
- Tallied a career-high eight tackles at Arizona (10/6).
- Recorded his first career interception along with one tackle and a pass defended in a 20-16 victory over Miami in Week 12 (11/24).
- Saw action in the NFC Divisional Playoff Game against the San Francisco 49ers (1/12).

2012 (PANTHERS):

- Appeared in all 16 games earning starts in the final four games at cornerback notching 24 tackles and seven passes defended, the second-most on the team.
- Recovered a fumble on the opening kickoff against Seattle (10/7).
- Made his first NFL start against Atlanta (12/9) tallying two tackles and one pass defended in a 30-20 victory.

2011 (PANTHERS):

- Appeared in the final nine games as an extra defensive back in nickel and dime packages.
- Recovered a fumble on a kickoff by Tampa Bay returner Sammie Stroughter that led to a touchdown (12/24).

COLLEGE:

- Played in 47 games (34 starts) for the University of Buffalo totaling 205 tackles, 2.0 sacks, five forced fumbles, two fumble recoveries, two interceptions and 27 passes defended.
- Started all 12 games as a senior in 2010 recording 58 tackles, 2.0

sacks, one forced fumble, one fumble recovery, one interception and eight passes defended.

- As a junior, appeared in all 12 games earning starts in 10 while finishing with 45 tackles, one forced fumble, one fumble recovery and nine passes defended.
- Saw action in all 12 games (eight starts), logging 57 tackles, three forced fumbles and six passes defended, the second-most on the team.
- As a freshman, appeared in 11 games (four starts) compiling 45 tackles, one interception and four passes defended.

PERSONAL:

- Attended Cedar Hill (Texas) High School where he played football and ran track and field.
- Majored in sociology.
- A native of Cedar Hill, Texas.



SINGLE-GAME HIGHS

Tackles: 8 at ARZ (10/6/13)

Sacks: 0.0

FF: 0

FR: 1, two times (Last vs. SEA 10/7/12)

INT: 1 at MIA (11/24/13)

PD: 2, two times (Last at TEN 9/27/15)

Favorite musician and/or song: Kanye West

What is something interesting about you that most people may not know: I like to read

Favorite vacation spot: Anywhere I can adventure and explore

would they be: Denzel Washington, Plato and Abraham Lincoln

What's the one thing you couldn't live without: Compassion



Date/Opp.	GP	GS	Solo	Asst.	Total	Sacks	PD	FF	FR	INT	Yds	Avg.	LG	TD
9/13 @ BUF						FREE AGENT								
9/21 vs. NYJ						FREE AGENT								
9/27 @ TEN	1	0	3	0	3	0.0	2	0	0	0	0	0.0	0	0
10/4 vs. JAX	1	0	0	0	0	0.0	0	0	0	0	0	0.0	0	0
10/8 @ HOU	1	0	0	0	0	0.0	0	0	0	0	0	0.0	0	0
10/18 vs. NE														
10/25 vs. NO														
11/2 @ CAR														
11/8 vs. DEN														
11/22 @ ATL														
11/29 vs. TB														
12/6 @ PIT														
12/13 @ JAX														
12/20 vs. HOU														
12/27 @ MIA														
1/3 vs. TEN														
2015 TOTALS	3	0	3	0	3	0.0	2	0	0	0	0	0.0	0	0

Year	GP	GS	Solo	Asst.	Total	Sacks	PD	FF	FR	INT	Yds	Avg.	LG	TD
2015 IND	3	0	3	0	3	0.0	2	0	0	0	0	0.0	0	0
2014 DET	1	0	0	0	0	0.0	0	0	0	0	0	0.0	0	0
2014 NYJ	1	0	2	0	2	0.0	1	0	0	0	0	0.0	0	0
2014 SEA	3	0	0	0	0	0.0	1	0	0	0	0	0.0	0	0
2013 CAR	13	6	21	7	28	0.0	2	0	0	1	0	0.0	0	0
2012 CAR	16	4	27	8	35	0.0	7	0	1	0	0	0.0	0	0
2011 CAR	9	0	1	0	1	0.0	0	0	1	0	0	0.0	0	0
TOTAL	46	10	54	15	69	0.0	13	0	2	1	0	0.0	0	0


[illegible]



HUGH THORNTON

69 GUARD

6-3 324 ILLINOIS



NFL Exp: 3 (3rd Year with Colts)

How Acquired: D3 – 2013 (86th overall)

Born: 6/28/91

GP/GS (Postseason): 28/23 (2/2)

CAREER TRANSACTIONS:

- Selected by the Colts in the third round (86th overall) of the 2013 NFL Draft.

2015 (COLTS):

- Was listed as inactive for the team's Week 1 loss at Buffalo (9/13).
- Competed on the offensive line and on special teams in a Week 2 loss against the New York Jets (9/21).
- Made his first start of the season at right guard in a Week 3 win at Tennessee (9/27). Assisted a Colts offense that totaled 378 net yards and opened rushing lanes for Frank Gore to compile 86 yards and two rushing touchdowns.
- Started at right guard in a Week 4 victory against Jacksonville (10/4) and provided time for Matt Hasselbeck to complete 30 passes for 282 yards and one touchdown as the offense compiled 326 net yards.
- In a Week 5 win at Houston (10/8), started at right guard and opened rushing lanes for Frank Gore who tallied 98 yards and one touchdown. The 98 yards were the most for a Colts running back in a single game since 2012. Also provided time for Matt Hasselbeck who threw for 213 yards and two touchdowns.

2014 (COLTS):

- Competed in 10 games (eight starts) and was part of an offensive line that assisted the team in setting a single-season franchise record for net yards (6,506). Was inactive for the AFC Wild Card Playoff contest against Cincinnati before being placed on Injured Reserve.
- Started at guard in the team's Week 1 meeting at Denver (9/7) and provided time for the Colts to total 408 net yards of offense. Blocked for Andrew Luck to complete 35-of-53 passes for 370 yards and two touchdowns.
- In a Week 2 meeting against Philadelphia (9/15), started at right guard and was part of an offensive line that did not allow a sack. Opened rushing lanes for Colts running backs to net 169 rushing yards.
- Started at right guard and helped the Colts total 529 yards of net offense in a 44-17 victory against Jacksonville (9/21). Blocked for Andrew Luck to record 370 net passing yards while throwing four touchdown passes.
- Started at right guard in the team's Week 5 win against Baltimore (10/5) and helped the Colts gain 432 yards of net offense as Andrew Luck threw for 312 yards and one touchdown. Was part of an offensive line that allowed only 1.0 sack.
- In a Week 7 victory against Cincinnati (10/19), started at right guard and provided time for the Colts to register 506 net yards. Blocked for Andrew Luck, who threw for his franchise-tying fifth consecutive 300-plus yard passing performance.
- Started at right guard in a Week 8 loss at Pittsburgh (10/26). Provided time for the Colts offense to total 448 net yards as Andrew Luck threw for 400 yards and three touchdowns.
- Assisted a Colts offense that generated 389 net yards starting at right guard in a Week 12 victory against Jacksonville (11/23). The team's 175 rushing yards was the highest total during the season and the most dating back to a Sept. 22, 2013 in a win at San Francisco (184).
- Listed as inactive for the team's AFC Wild Card Playoff win against Cincinnati (1/4/15).
- Placed on Injured Reserve on January 6, 2014.

2013 (COLTS):

- Started 12-of-14 games he participated in as a rookie and blocked for a Colts rushing attack that generated an average of 108.9 yards per game. Also provided time for quarterback Andrew Luck who threw for 3,822 yards and 23 touchdowns.
- Participated on special teams in his first career NFL contest in the team's regular season opener against Oakland (9/8).
- In a Week 2 contest against Miami (9/15), filled in for an injured Donald Thomas in the first quarter and helped the Colts record 133 rushing

QUICK HITS

In high school, Thornton was an Idaho state heavyweight wrestling champion and ranked third in the state of Ohio in wrestling as a heavyweight.

- yards and a 5.1 average. Also blocked for Andrew Luck to throw for 321 yards and one touchdown.
- Made the first start of his NFL career at left guard in the team's Week 3 contest at San Francisco (9/22). Blocked for a Colts rushing attack that posted 184 net rushing yards. Was part of an offensive line that allowed only 1.0 sack in the victory.
- Started at left guard in the team's Week 4 victory at Jacksonville (9/29). Opened rushing lanes for the Colts to tally 157 net rushing yards.
- Helped block for Andrew Luck to throw for 228 yards while contributing with four total touchdowns (three passing, one rushing). Also blocked for a Colts rushing attack that tallied 121 yards.
- Started at left guard and provided time for a Colts offense that compiled 406 yards of net offense in a Week 10 loss against St. Louis (11/10).
- Blocked for a Colts offense that totaled 366 net yards of offense, making a start at left guard in a Week 11 win at Tennessee (11/14). Was part of an offensive line that opened rushing lanes for Indianapolis to record 137 net yards.
- In a Week 15 victory against Houston (12/15), started at left guard and was part of an offensive line that allowed only 1.0 sack. Assisted a Colts rushing attack that totaled 152 yards, the team's ninth 100-plus-yard game of the season.
- Started at left guard and was part of an offensive line that allowed only 1.0 sack in a Week 17 win against Jacksonville (12/29). Also blocked for a Colts offense that totaled 379 yards of net offense as Andrew Luck threw for 282 yards and one touchdown.
- Started at left guard during the team's Wild Card Playoff win against Kansas City (1/4/14) and was part of an offensive line that allowed only 1.0 sack while assisting a Colts offense that recorded 536 total net yards, which set a franchise record for a postseason game and tied for the ninth-most in NFL postseason history. Also blocked for Andrew Luck who threw for 443 yards and four touchdowns, which were both the second-highest totals for a postseason game in team history.
- Provided time for a Colts offense that posted 386 total net yards making a start at left guard during the team's AFC Divisional Playoff loss at New England (1/11/14).

COLLEGE:

- Played in the 2013 Senior Bowl.
- An All-Big Ten second-team choice by the league's coaches and an honorable mention selection by the media in 2012.
- Played in 42 career games, making 35 starts at both guard and tackle.
- Helped lead Illinois to back-to-back bowl victories in 2010 (Texas Bowl) and 2011 (Kraft Fight Hunger Bowl).
- Helped pave the way for the Big Ten's top rushing offense in 2010 (241.1 ypg.). The Illini broke school records for points in a season (423) and points per game (32.5) that year.

PERSONAL:

- Earned first-team all-state honors as well as first-team all-conference and all-county accolades at Oberlin (Ohio) High School.
- Ranked as the No. 34 offensive tackle in the nation and No. 29 in the state of Ohio by *Rivals.com*.
- Was named the Lorain County Lineman of the Year.
- A one-time Idaho state heavyweight wrestling champion.
- Ranked third in the state of Ohio in wrestling as a heavyweight.

CAREER GP/GS (POSTSEASON):

2015 IND: 4/3
2014 IND: 10/8 (0/0)
2013 IND: 14/12 (2/2)
TOTAL: 28/23 (2/2)

- Moved to Oberlin from Idaho for his senior year of high school.
- Participated in the NFL PLAY 60 Super School Visit at Brownsburg West Middle School.
- Served as a read for the Colts Day in Schools event.
- Participated in the Colts Rookie Community Blitz at Chase Legacy Center.
- Majored in sociology at Illinois.
- A native of Boise, Idaho.



GETTING TO KNOW HUGH THORNTON

Favorite team and/or athlete outside of football: Chicago Blackhawks

Favorite musician and/or song: Damian “Jr. Gong” Marley

Hobbies outside of football: Fishing, cooking and camping


Favorite vacation spot: Jamaica



ZURLON TIPTON

37 RUNNING BACK

6-0 230 CENTRAL MICHIGAN



NFL Exp: 2 (2nd Year with Colts)
How Acquired: FA – 2014

Born: 4/27/90
GP/GS (Postseason): 8/0 (3/0)

CAREER TRANSACTIONS:

- Signed to the Colts active roster from the practice squad on November 22, 2014.
- Signed to the Colts practice squad on September 11, 2014.
- Waived by the Colts on September 9, 2014.
- Signed by the Colts as an undrafted free agent on May 13, 2014.

2015 (COLTS):

- Competed on special teams in his first game of the season during a Week 4 victory against Jacksonville (10/4).
- In a Week 5 win at Houston (10/8), totaled two carries for nine yards.

2014 (COLTS):

- Competed in six games during his rookie season and totaled 10 carries for 18 yards while contributing with six receptions for 68 yards and one touchdown. Also added three special teams stops. In three postseason games, totaled 18 carries for 68 yards and one touchdown and caught three passes for 22 yards.
- Participated in his first career NFL game in a Week 12 victory against Jacksonville (11/23). Saw action on special teams.
- Finished with two special teams tackles in a Week 14 victory at Cleveland (12/7).
- Saw his first career action at running back in a Week 16 loss at Dallas (12/21). Finished with one carry and caught four passes for 23 yards and one touchdown. The receiving touchdown was the first of his career.
- In a Week 17 victory at Tennessee (12/28), entered the game in the second half and finished with nine carries for 21 yards while adding two receptions for 45 yards with a career-long catch of 32 yards.
- In his first career postseason contest, an AFC Wild Card Playoff win against Cincinnati (1/4/15), tallied 11 carries for 40 yards and added one reception for six yards. Also contributed with one kickoff return for nine yards.
- In the team's AFC Divisional Playoff victory at Denver (1/11/15), totaled two carries for 14 yards and caught one pass for 12 yards. Returned one kickoff for no gain.
- Contributed with five carries for 14 yards and one touchdown and added one reception for four yards in the team's AFC Championship Game loss at New England (1/18/15). Scored his first career rushing touchdown in the second quarter to cut New England's lead to 14-7. Contributed with one special teams tackle.

COLLEGE:

- Ranks fourth in Central Michigan history with 34 career rushing touchdowns.
- As a senior, was named to the Doak Walker Award Watch List while earning the 2013 CMU Gridiron Gladiator Award.
- As a team captain last season, rushed for 398 yards on 74 attempts while leading the team with a 5.4 yards per rush average and eight touchdowns.
- In a Senior Day victory over Eastern Michigan, rushed for 216 yards on 20 carries while adding four touchdowns and a career-long 86-yard score.
- In 2012, was named a Second Team All-MAC recipient while being selected as the CMU Most Valuable Player.
- His 1,492 rushing yards in 2012 ranked fourth in Central Michigan history while his 19 rushing and 20 total touchdowns tied for the second-most ever by a Chippewa.
- Finished the regular season having recorded seven-straight 100-yard games.

PERSONAL:

- Attended Parkway Christian High School in Sterling Heights, Mich. and was a four-year letterman in three sports – football, basketball and track and field.

- Was the captain of his team in 2008.
- Ranks in the top 20 in state history in eight categories, including single-season rushing yards (1,607) and rushing touchdowns (25) and career rushing yards (5,115) and rushing touchdowns (76).
- Was a four-time all-conference selection and three-time conference MVP. Also earned all-state honors from the *Detroit Free Press* and *Detroit News* in 2008.
- Was a two-time Associated Press All-State choice and was selected to play in the 2009 Michigan High School Football Coaches Association All-Star Game.
- Volunteered for a Shop With a Colt event.
- A native of Detroit.



SINGLE-GAME HIGHS

Att:	9 at TEN (12/28/14)
Yards:	21 at TEN (12/28/14)
TDs:	0
LG:	9 at TEN (12/28/14)
Rec:	4 at DAL (12/21/14)
Yards:	45 at TEN (12/28/14)
TDs:	1 at DAL (12/21/14)
LG:	32 at TEN (12/28/14)



GETTING TO KNOW ZURLON TIPTON

Favorite team and/or athlete outside of football: LeBron James and Peyton Manning

Favorite musician and/or song: Lil Wayne

Hobbies outside of football: Gaming and Xbox One

What is something interesting about you that most people may not know: My grandma taught me how to stitch things together

Favorite food: Chicken

Favorite vacation spot: Fiji

If you could have lunch with three people, living or dead, who would they be: Michael Jackson, Eddie Murphy and Barack Obama

Favorite movie: *Saving Private Ryan*

What's the one thing you couldn't live without: Chicken

2015 GAME-BY-GAME STATISTICS

Date/Opp.	RUSHING						RECEIVING					
	GP	GS	No.	Yards	Avg.	LG	TD	No.	Yards	Avg.	LG	TD
9/13 @ BUF								FREE AGENT				
9/21 vs. NYJ								PRACTICE SQUAD				
9/27 @ TEN								PRACTICE SQUAD				
10/4 vs. JAX	1	0	0	0	0.0	0	0	0	0	0.0	0	0
10/8 @ HOU	1	0	2	9	4.5	7	0	0	0	0.0	0	0
10/18 vs. NE												
10/25 vs. NO												
11/2 @ CAR												
11/8 vs. DEN												
11/22 @ ATL												
11/29 vs. TB												
12/6 @ PIT												
12/13 @ JAX												
12/20 vs. HOU												
12/27 @ MIA												
1/3 vs. TEN												
2015 TOTALS	2	0	2	9	4.5	7	0	0	0	0.0	0	0

CAREER REGULAR SEASON STATISTICS

Year	RUSHING						RECEIVING					
	GP	GS	No.	Yards	Avg.	LG	TD	No.	Yards	Avg.	LG	TD
2015 IND	2	0	2	9	4.5	7	0	0	0	0.0	0	0
2014 IND	6	0	10	18	1.8	9	0	6	68	11.3	32	1
TOTAL	8	0	12	27	2.3	9	0	6	68	11.3	32	1

CAREER POSTSEASON STATISTICS

Year	RUSHING						RECEIVING					
	GP	GS	No.	Yards	Avg.	LG	TD	No.	Yards	Avg.	LG	TD
2014 IND	3	0	18	68	3.8	11	1	3	22	7.3	12	0
TOTAL	3	0	18	68	3.8	11	1	3	22	7.3	12	0

CAREER POSTSEASON RETURN STATISTICS

Year	GP	GS	PR	FC	Yards	Avg.	LG	TD	KR	Yards	Avg.	LG	TD
2014 IND	3	0	0	0	0	0.0	0	0	2	9	4.5	9	0
TOTAL	3	0	0	0	0	0.0	0	0	2	9	4.5	9	0

SPECIAL TEAMS TACKLES: 3 (2014 - 3)


POSTSEASON SPECIAL TEAMS TACKLES: 1 (2014 - 1)



GREG TOLER

28 CORNERBACK

6-0 190 ST. PAUL'S



NFL Exp: 7 (3rd Year with Colts)
How Acquired: UFA – 2013 (ARI)

Born: 1/2/85
GP/GS (Postseason): 63/38 (6/4)

CAREER TRANSACTIONS:

- Signed by the Colts as an unrestricted free agent on March 13, 2013.
- Originally selected by the Arizona Cardinals in the fourth round (131st overall) of the 2009 NFL Draft.

2015 (COLTS):

- Was listed as inactive for the team's Week 1 loss at Buffalo (9/13).
- Listed as inactive for a Week 2 loss against the New York Jets (9/21).
- Was inactive for a Week 3 victory at Tennessee (9/27).
- Listed as inactive for a Week 4 win against Jacksonville (10/4).
- Started his first game of the season at left cornerback and finished with three solo tackles in a Week 5 victory at Houston (10/8).

2014 (COLTS):

- Started all 15 games he played in at cornerback at compiled 62 tackles (53 solo), two interceptions (one returned for a touchdown), 1.0 sack, one forced fumble and 10 passes defended. Also started all three postseason games and totaled 18 tackles (16 solo) and four passes defended.
- Started at cornerback in the team's Week 1 contest at Denver (9/7). Totaled four solo tackles and led the team with three passes defended.
- In a Week 2 loss against Philadelphia (9/15), started at cornerback and finished with one tackle, one interception and one pass defended. The interception was the seventh of his career as he has posted picks in back-to-back home season openers (Oakland, 2013).
- Started at cornerback in a Week 3 victory at Jacksonville (9/21) and totaled five tackles, one tackle for loss, one interception and two passes defended. Posted the team's fifth touchdown of the game when he returned an interception 47 yards for a score. The interception return for a touchdown was the third of his career and his first since Dec. 16, 2012 against Detroit. The pick-six marked the third consecutive game at Jacksonville that the Colts returned an interception for a touchdown.
- In a Week 8 loss at Pittsburgh (10/26), compiled a season-high eight solo tackles and one tackle for loss starting at left cornerback.
- Started at left cornerback in a Week 11 loss against New England (11/16) and finished with eight tackles (six solo).
- In a Week 13 victory against Washington (11/30), started at left cornerback and contributed with five tackles, 1.0 sack and one forced fumble. Added his first sack of the season and the second of his career when he dropped Colt McCoy for a 16-yard loss in the fourth quarter. He also forced a fumble on the play. The sack led to an eventual Redskins punt.
- In the team's AFC Wild Card Playoff win against Cincinnati (1/4/15), started at left cornerback and totaled two tackles while leading the team with three passes defended.
- Started at left cornerback in the team's AFC Divisional Playoff victory at Denver (1/11/15) and recorded six tackles (five solo) and one pass defended. Was part of a defense that held the Broncos to 288 net yards.
- Compiled 10 tackles (nine solo) and one tackle for loss starting at left cornerback in the team's AFC Championship Game loss at New England (1/18/15).

2013 (COLTS):

- Competed in nine games (seven starts) and posted 24 tackles (17 solo), one interception and seven passes defended.
- Made his first start as a member of the Colts at cornerback in the regular season opener against Oakland (9/8). Intercepted his first pass of the season in the first quarter and added a team-leading two passes defended and three solo tackles.
- Against Miami (9/15) in Week 2, finished with five tackles (four solo) and a team-leading two passes defended.
- In the team's Week 3 victory at San Francisco (9/22), notched three solo tackles. Was part of a secondary that limited 49ers quarterback Colin Kaepernick to two completions in the first half and 139 total net passing yards.

QUICK HITS

When the Arizona Cardinals drafted Toler out of Saint Paul's College, a Division II school outside Lawrenceville, Va., he became the first player from the school ever taken in the NFL Draft. He will remain the only player drafted from the school, as they discontinued their football program in July of 2011.

- Ranked third on the team with seven tackles (two solo) while adding two passes defended in the team's Week 5 victory against Seattle (10/6).
- In a Week 7 victory against Denver (10/20), was part of a secondary that held the Broncos and quarterback Peyton Manning to 2013 single-game first half lows in net yards (134) and net passing yards (101).
- Started his first career postseason contest at left cornerback during the team's AFC Wild Card Playoff victory against Kansas City (1/4/14). Finished with two tackles prior to leaving the game with a groin injury.
- Placed on Injured Reserve on January 6.

2012 (CARDINALS):

- Played in 11 games (two starts), totaling 27 tackles (25 solo), nine passes defended and two interceptions, including one returned for a touchdown. Added one solo tackle on special teams.
- Notched seven solo tackles, two passes defended and his first interception of the season against Miami (9/30).
- Started at cornerback at Atlanta (11/18) and posted four tackles and one pass defended.
- Totaled two tackles and one pass defended in back-to-back games at the New York Jets (12/2) and at Seattle (12/9).
- In Week 15 against Detroit (12/16), intercepted a Matthew Stafford pass in the Arizona end zone and established a new franchise record when he returned it 102 yards for a touchdown. The return tied for the fourth-longest in NFL history and was the longest since safety Ed Reed returned an interception 107 yards for a touchdown on Nov. 23, 2008 against Philadelphia.

2011 (CARDINALS):

- Suffered a left knee injury during a preseason contest against San Diego (8/27) and missed the entire season after being placed on Injured Reserve on August 29.

2010 (CARDINALS):

- Started a career-best 13-of-14 games played, missing two games with a foot injury.
- Tallied 64 tackles (60 solo), nine passes defended, two interceptions, including one returned for a touchdown, two forced fumbles, one fumble recovery and 1.0 sack. Also added four special teams tackles.
- Made his first career start and registered a team-high 11 solo tackles and one forced fumble in the season opener at St. Louis (9/12).
- Recorded a team-high two special teams tackles to go with six solo tackles and his first career fumble recovery at Atlanta (9/19).

SINGLE-GAME HIGHS

Tackles: 11 at STL (9/12/10)
Sacks: 1.0, two times (Last: vs. WAS 11/30/14)
FF: 1, three times (Last: vs. WAS 11/30/14)
FR: 1 at ATL (9/19/10)
Int: 1, eight times (Last: at JAX 9/21/14)
PD: 3, three times (Last: at DEN 9/7/14)

- Registered three tackles, two passes defended and tied for the team lead with two special teams tackles against Oakland (9/26).
- Tallied his first career sack as well as seven tackles, a team-high two passes defended and one forced fumble at San Diego (10/3). The fumble was returned 42 yards for a touchdown by safety Kerry Rhodes to tie the game at 7-7 in the second quarter.
- With Arizona up 23-13 in the fourth quarter against New Orleans (10/10), intercepted a Drew Brees pass at the Arizona 39-yard line. The interception marked the first fourth quarter interception by Brees in 26 games.
- Recorded six tackles and his first career touchdown on a 66-yard interception return against Dallas (12/25). The 66-yard interception return for a touchdown was Arizona's longest since Dominique Rodgers-Cromartie's 99-yard return on Dec. 7, 2008 against St. Louis.

2009 (CARDINALS):

- Saw action in 13 regular season games and was inactive for three contests.
- Totaled nine tackles (eight solo), two passes defended and one interception in the regular season. Added nine tackles (five solo) and one pass defended in two postseason games.
- Posted six special teams tackles.
- Played in his first career game at Jacksonville (9/20).
- Registered his first special teams tackle of his career against Indianapolis (9/27).
- Recorded two tackles and his first career interception against St. Louis (12/27).
- Notched seven tackles and one pass defended in the regular season finale against Green Bay (1/3/10).
- Played in his first career postseason game, but did not register any statistics in an NFC Wild Card Playoff contest against Green Bay (1/10/10).
- Led all Arizona defensive backs with nine tackles in an NFC Divisional Playoff game at New Orleans (1/16/10).

COLLEGE:

- Started 40 collegiate games and established school records with 16 interceptions and 38 passes defended at Saint Paul's.
- Was a three-time First Team All-CIAA selection earning the award as a freshman, sophomore and senior.
- Established school and CIAA records with eight blocked kicks during his career, returning a blocked field goal 82 yards for a touchdown.
- Earned First Team HBCU All-America honors as a senior in 2008 after establishing career highs with 51 tackles, six interceptions and 13 passes defended.
- Was named the Virginia Small School Defensive Player of the Year.
- As a senior, tied for ninth in the nation and second in the league with seven interceptions and set the school record with three blocked kicks, returning one blocked punt for a touchdown.
- Earned notice with his standout showings in the East Coast Bowl (two interceptions, seven tackles and a pass defended) and Cactus Bowl (interception returned 51 yards for a touchdown and eight tackles) All-

Star Games, earning MVP honors in both.

PERSONAL:

- Attended Northwestern High School in Hyattsville, Md.
- Was a two-time all-metro choice as a cornerback, wide receiver and return specialist.
- After graduating from Northwestern High School, played semi-pro football for the D.C. Explosion before getting a chance to play at Saint Paul's.
- When Arizona drafted him out of Saint Paul's College, a Division II school outside Lawrenceville, Va., he became the first player from the school ever taken in the NFL Draft. He will remain the only player drafted from the school, as they discontinued their football program in July of 2011.
- Returned to St. Paul's in 2011 and graduated with a degree in criminal justice and a minor in sociology in May of 2012.
- A native of Washington, D.C.



GETTING TO KNOW GREG TOLER

Favorite team and/or athlete outside of football: Team – Los Angeles Lakers. Player – Penny Toler (ex-Los Angeles Sparks player and first player to score a basket in the WNBA).

Favorite musician and/or song: “Never Would Have Made It” by Marvin Sapp

Hobbies outside of football: Movies, shopping, fishing and cooking

What is something interesting about you that most people may not know: I wear a new pair of shoes every day of the week.

Favorite food: Jamaican Oxtail (Caribbean dish)

Favorite vacation spot: Canada

If you could have lunch with three people, living or dead, who would they be: Tupac Shakur, Steve Jobs and Harriet Tubman

Favorite movie: *Paid in Full* and *Scarface*

What's the one thing you couldn't live without: My children

2015 GAME-BY-GAME STATISTICS

Date/Opp.	GP	GS	Solo	Asst.	Total	Sacks	PD	FF	FR	INT	Yds	Avg.	LG	TD
9/13 @ BUF						INACTIVE								
9/21 vs. NYJ						INACTIVE								
9/27 @ TEN						INACTIVE								
10/4 vs. JAX						INACTIVE								
10/8 @ HOU	1	1	3	0	0	0.0	0	0	0	0	0	0.0	0	0
10/18 vs. NE														
10/25 vs. NO														
11/2 @ CAR														
11/8 vs. DEN														
11/22 @ ATL														
11/29 vs. TB														
12/6 @ PIT														
12/13 @ JAX														
12/20 vs. HOU														
12/27 @ MIA														
1/3 vs. TEN														
2015 TOTALS	1	1	3	0	0	0.0	0	0	0	0	0	0.0	0	0

CAREER REGULAR SEASON STATISTICS

Year	GP	GS	Solo	Asst.	Total	Sacks	PD	FF	FR	INT	Yds	Avg.	LG	TD
2015 IND	1	1	3	0	0	0.0	0	0	0	0	0	0.0	0	0
2014 IND	15	15	53	9	62	1.0	10	1	0	2	47	23.5	47t	1
2013 IND	9	7	17	7	24	0.0	7	0	0	1	26	26.0	26	0
2012 ARI	11	2	25	2	27	0.0	8	0	0	2	102	51.0	102t	1
2011 ARI						INJURED RESERVE								
2010 ARI	14	13	60	4	64	1.0	9	2	1	2	66	33.0	66t	1
2009 ARI	13	0	8	1	9	0.0	2	0	0	1	0	0.0	0	0
TOTAL	63	38	166	23	186	2.0	36	3	1	8	241	30.1	102t	3

CAREER POSTSEASON STATISTICS

Year	GP	GS	Solo	Asst.	Total	Sacks	PD	FF	FR	INT	Yds	Avg.	LG	TD
2014 IND	3	3	16	2	18	0.0	4	0	0	0	0	0.0	0	0
2013 IND	1	1	2	0	2	0.0	0	0	0	0	0	0.0	0	0
2009 ARI	2	0	5	4	9	0.0	1	0	0	0	0	0.0	0	0
TOTAL	6	4	23	6	29	0.0	5	0	0	0	0	0.0	0	0

SPECIAL TEAMS TACKLES: 11 (2012 - 1, 2010 - 4, 2009 - 6)



TYLER VARGA

38 RUNNING BACK
5-11 225 YALE



NFL Exp: Rookie

How Acquired: FA – 2015

Born: 9/24/93

GP/GS (Postseason): 3/0 (0/0)

CAREER TRANSACTIONS:

- Signed by the Colts as an undrafted free agent on May 5, 2015.

2015 (COLTS):

- In a Week 1 loss at Buffalo (9/13), totaled one carry for two yards, one catch for 18 yards and returned two kickoffs for 53 yards (26.5 avg.) in his NFL debut.
- Saw action in pass protection situations at running back in a Week 2 loss against the New York Jets (9/21). Returned four kickoffs for 98 yards (24.5 avg.) with a long return of 27 yards.
- Competed on special teams and was targeted once on offense in a Week 3 win at Tennessee (9/27). Added one special teams tackle.
- Listed as inactive for a Week 4 victory against Jacksonville (10/4).
- Was inactive for a Week 5 win at Houston (10/8).

COLLEGE:

- Was a three-time All-Ivy honoree and finished his collegiate career at Yale ranked fourth in rushing yards (2,985), fifth in attempts (529), third in rushing touchdowns (31) and second in yards per carry average (5.6).
- Had 17 games with 100-plus rushing yards in college and three games with over 200 yards.
- Was a First Team All-Ivy selection his senior year after rushing for 1,423 yards and 26 total touchdowns, which is a Yale school record.
- Averaged 6.1 yards per carry and 142 yards per game his senior season.
- Prior to Yale, attended the University of Western Ontario for one season in 2011 where he was named team MVP, conference player of the year and Canadian Interuniversity Sport National Freshman of the Year.
- Served as a captain of the North Squad at the 2015 Senior Bowl, where he rushed for two touchdowns.

PERSONAL:

- Attended Cameron Heights Collegiate Institute in Ontario, Canada and played five different positions.
- Scored over 100 touchdowns and was a four-time team MVP.
- Was the 2010 NUC Combines Regional MVP, Ultimate 100 Player and All-World Game selection.
- Played on the 2010 Provincial All-Star Team and was named the most valuable high school football player in Canada.
- Also competed in track and field, basketball and swimming in high school.
- Selected to the 2011 and 2012 U20 World and 2012 Jr. National U20 football teams in Canada.
- Graduated from the International Baccalaureate Diploma Program with a 4.0 GPA.
- Was an ecology and evolutionary biology major.
- A native of Kitchener, Ontario.
- Was born in Sweden.

QUICK HITS

Varga is a native of Kitchener, Ontario and was born in Sweden. He attended Cameron Heights Collegiate Institute in Ontario, Canada and scored over 100 touchdowns in five different positions. He was also a four-time team MVP.

SINGLE-GAME HIGHS

Att: 1 at BUF (9/13/15)
Yards: 2 at BUF (9/13/15)
TDs: 0
LG: 2 at BUF (9/13/15)
Rec: 1 at BUF (9/13/15)
Yards: 18 at BUF (9/13/15)
TDs: 0
LG: 18 at BUF (9/13/15)



GETTING TO KNOW TYLER VARGA

Favorite team and/or athlete outside of football: Toronto Blue Jays

Favorite musician and/or song: Zac Brown Band

Hobbies outside of football: Fishing, being outdoors, skiing and traveling

What is something interesting about you that most people may not know: I was born in Sweden and I do yoga

Favorite food: Steak

Favorite vacation spot: Whistler, Canada

Favorite movie: *Jerry Maguire*

What's the one thing you couldn't live without: Family and friends

2015 GAME-BY-GAME STATISTICS

Date/Opp.	RECEIVING							RUSHING				
	GP	GS	No.	Yards	Avg.	LG	TD	No.	Yards	Avg.	LG	TD
9/13 @ BUF	1	0	1	18	18.0	18	0	1	2	2.0	2	0
9/21 vs. NYJ	1	0	0	0	0.0	0	0	0	0	0.0	0	0
9/27 @ TEN	1	0	0	0	0.0	0	0	0	0	0.0	0	0
10/4 vs. JAX	INACTIVE											
10/8 @ HOU	INACTIVE											
10/18 vs. NE												
10/25 vs. NO												
11/2 @ CAR												
11/8 vs. DEN												
11/22 @ ATL												
11/29 vs. TB												
12/6 @ PIT												
12/13 @ JAX												
12/20 vs. HOU												
12/27 @ MIA												
1/3 vs. TEN												
2015 TOTALS	3	0	1	18	18.0	18	0	1	2	2.0	2	0

CAREER REGULAR SEASON STATISTICS

Year	RECEIVING							RUSHING				
	GP	GS	No.	Yards	Avg.	LG	TD	No.	Yards	Avg.	LG	TD
2015 IND	3	0	1	18	18.0	18	0	1	2	2.0	2	0
TOTAL	3	0	1	18	18.0	0	0	1	2	2.0	2	0

CAREER REGULAR SEASON RETURN STATISTICS

Year	GP	GS	PR	FC	Yards	Avg.	LG	TD	KR	Yards	Avg.	LG	TD
2015 IND	2	0	0	0	0	0	0	0	6	151	25.2	30	0
TOTAL	2	0	0	0	0	0	0	0	6	151	25.2	30	0


SPECIAL TEAMS TACKLES: 1 (2015 - 1)



ADAM VINATIERI

4 KICKER

6-0 206 SOUTH DAKOTA STATE



NFL Exp: 20 (10th Year with Colts)

How Acquired: UFA – 2006 (NE)

Born: 12/28/72

GP/GS (Postseason): 295/0 (30/0)

CAREER TRANSACTIONS:

- Signed by the Colts as an unrestricted free agent on March 22, 2006.
- Signed as a free agent by the New England Patriots on June 28, 1996.
- Originally signed as a free agent with Amsterdam of the World League in 1996.

PRO CAREER:

- Selected to three Pro Bowls in 2002, 2004 and 2014.
- A three-time Associated Press NFL All-Pro team selection (2002, 2004 and 2014). In 2014, joined Pat McAfee as just the fourth punter-kicker duo from the same team to both earn recognition in the same season.
- Named to the 2014 PFWA All-NFL Team.
- Has hit two last-minute game-winning field goals in the Super Bowl (Super Bowl XXXVI vs. St. Louis on Feb. 3, 2002, and Super Bowl XXXVIII vs. Carolina on Feb. 1, 2004) and has been part of four Super Bowl Championship teams including Super Bowl XXXVI, Super Bowl XXXVIII, Super Bowl XXXIX and Super Bowl XLI.
- Is the only kicker in NFL history to record successful field goals in four Super Bowls (XXXVI, XXXVIII, XXXIX and XLI) and is the only kicker in league history to have played in five Super Bowls.
- Became the seventh player in NFL history to reach 2,000 career points.
- Has converted 483-of-578 career field goals for an 83.5 percentage, which currently ranks 16th all-time in the NFL.
- Has totaled 2,171 career points (including one two-point conversion), which ranks third in league annals and first among active players in the AFC.
- Has totaled 17 100-plus point seasons (1996-2008, 2010, 2012-14), which set an NFL record, surpassing Jason Elam's previous mark of 16.
- Led the NFL in field goal percentage and points scored in 2004 having converted 31-of-33 field goals (93.9%) and all 48 PATs for 141 points. His 31 field goals tied a career-high which he originally set in 1998. Also led the league in field goal percentage in 2010 (92.9) and 2014 (96.8).
- In his career, is responsible for 25 game-winning field goals in the final minute of the fourth quarter or overtime.
- Became the franchise's all-time leading scorer and topped 1,000 points with the Colts after a 10-point game against Jacksonville on Oct. 4, 2015.
- Split the uprights on a career-best 57-yard field goal at Chicago on Nov. 10, 2002.
- Set an NFL postseason record with his 30th game played (Jerry Rice, 29) in Indianapolis' AFC Championship Game appearance at New England on Jan. 18, 2015.
- Holds NFL postseason records with 56 field goals made, 68 field goal attempts, 66 extra points, 234 career points, 30 consecutive games scoring, 49 seasonal points and is tied for the most field goals made in a postseason game with five (vs. Indianapolis, 1/18/04 and at Baltimore, 1/13/06).
- Set a new team record for the longest field goal in postseason history with a 53-yard conversion in the fourth quarter of an AFC Wild Card Playoff win against Cincinnati (1/4/15).
- Scored at least one point in 177 consecutive regular season games. The streak dated back to Sept. 14, 2003 against Philadelphia and ended on Sept. 13, 2015 at Buffalo.
- Converted 35 consecutive field goals from Dec. 22, 2013 - Dec. 28, 2014. It's the longest streak of his career surpassing his previous best of 25 from Nov. 24, 1996 - Nov. 9, 1997. It's also the second longest streak in franchise history (Mike Vanderjagt, 42) and the fourth-longest streak in NFL history.
- Converted 33 consecutive field goals in the regular season at Lucas Oil Stadium dating back to the 2009 season. The streak ended with his second quarter miss against Houston (12/22/11).
- Became the first player in NFL history to record 1,000 points with two different teams (New England) and 200 field goals made with two different teams.
- Against San Diego on Oct. 14, 2013, converted two field goals of 50-

QUICK HITS

Vinatieri holds 2,171 career points which ranks third in NFL history. He surpassed Jason Hanson for the third spot in Week 3 of the 2015 season.

Became the franchise's all-time leading scorer and topped 1,000 points with the Colts after a 10-point game against Jacksonville on Oct. 4, 2015.

In 2014, Vinatieri recorded his 17th 100-plus point season (1996-2008, 2010, 2012-14), which set an NFL record, surpassing Jason Elam's previous mark of 16. He also became the first NFL player to record 900 points with two different teams (New England) and 200 field goals made with two different teams.

Vinatieri converted 35 consecutive field goals from Dec. 22, 2013 - Dec. 28, 2014. It's the longest streak of his career surpassing his previous best of 25 from Nov. 24, 1996 - Nov. 9, 1997. It's also the second longest streak in franchise history (Mike Vanderjagt, 42) and the fourth-longest streak in NFL history.

Vinatieri has hit two last-minute game-winning field goals in the Super Bowl (Super Bowl XXXVI vs. St. Louis on Feb. 3, 2002, and Super Bowl XXXVIII vs. Carolina on Feb. 1, 2004) and has been part of four Super Bowl Championship teams including Super Bowl XXXVI, Super Bowl XXXVIII, Super Bowl XXXIX and Super Bowl XLI. He is the only kicker in NFL history to record field goals in four Super Bowls (XXXVI, XXXVIII, XXXIX and XLI) and is the only kicker in league history to have played in five Super Bowls.

Became the first player in NFL history to record 1,000 points with two different teams (New England) and 200 field goals made with two different teams.

SINGLE-GAME HIGHS

FGA:	6 vs. JAX (9/22/96)
FGM:	5, three times (Last: vs. TEN 12/1/13)
LG:	57 at CHI (11/10/02)
Pts:	17 at BUF (11/14/04)
XPM:	7 vs. WAS (11/30/14)
XPA:	7 vs. WAS (11/30/14)
KO:	9 at NYJ (9/15/02)
TB:	5 at DEN (10/29/06)

- plus yards (50 and 51) in a single game for the first time in his career.
- Tied an NFL record for successful field goals made from 40-49 yards in a single game during a Dec. 1, 2013 win against Tennessee.
- Has earned AFC Special Teams Player of the Week honors on 15 occasions, NFL Player of the Week honors one time (playoffs) and is a three-time AFC Special Teams Player of the Month candidate (2004, 1999, 1998).

2015 (COLTS):

- Missed one field goal and did not record an extra point attempt in a Week 1 loss against Buffalo. The contest ended a streak of 177 consecutive games with at least one point scored.
- In a Week 2 loss against the New York Jets (9/21), notched one extra point and passed Mike Vanderjagt for the most extra point attempts in Colts history. He continued his streak of 197 consecutive extra points made dating back to 2010.
- Converted 5-of-5 extra points in a Week 3 victory at Tennessee (9/27). With five points, he passed Jason Hanson (2,150) for the third-most points scored in NFL history. With his first extra point of the game in the first quarter, he passed Mike Vanderjagt for the most extra points made in Colts history.
- In a Week 4 win against Jacksonville (10/4), converted 3-of-3 field goals and one extra point against the Jaguars for 10 points. His 27-yard field goal in overtime was his 25th career game-winning field goal. He tied the record for most overtime field goals made in NFL history with nine. On the overtime winner, he also surpassed Mike Vanderjagt for the most field goals made in Colts history. Vinatieri converted a 54-yard field goal in the first quarter to give the Colts a 3-0 lead. The field goal tied the third-longest for Vinatieri in the regular season and was his longest since Nov. 10, 2002 at Chicago (57 yards). On the kick, he tied Matt Prater, Ryan Longwell, Mason Crosby and Rob Bironas (24) for the 12th-most field goals made from 50-plus yards in NFL history. Following the 54-yard conversion, Vinatieri passed Mike Vanderjagt for the most points scored in Colts history. He also passed John Carney (478) for the fourth-most field goals made in NFL history. Vinatieri tied the game with a 32-yard field goal in the fourth quarter and became the first player in NFL history to eclipse 1,000 points with two different teams (New England). He now has a streak of 203 consecutive extra points made dating back to 2010.
- Converted 2-of-2 field goal attempts and three extra points for nine points against the Texans. He appeared in his 295th career regular season game, which tied Darrell Green for the 12th-most all-time in NFL history. Added his first field goal of the game from 48 yards in the first quarter to give the Colts a 3-0 lead. He split the uprights from 42 yards in the second quarter to increase the lead to 13-0.

2014 (COLTS):

- Converted 30-of-31 field goals and all 50 extra points for 140 points. Led the league in field goal percentage (96.8) while ranking third in points and tied for sixth in field goals made. In three postseason games, split the uprights on 5-of-7 field goals (long of 53 yards) and six extra points.
- Was selected to his third career Pro Bowl and was named to the Associated Press NFL All-Pro Team and PFWA All-NFL Team. Joined Pat McAfee as just the fourth punter-kicker duo from the same team to both earn AP All-Pro recognition in the same season.
- Topped 100 points for the 17th season, which set an NFL record, surpassing Jason Elam's previous mark of 16.
- Converted 35 consecutive field goals from Dec. 22, 2013 - Dec. 28, 2014. It's the longest streak of his career surpassing his previous best of 25 from Nov. 24, 1996 - Nov. 9, 1997. It's also the second longest streak in franchise history (Mike Vanderjagt, 42) and the fourth-longest streak in NFL history.
- Became the first player in NFL history to record 900 points with two different teams (New England) and 200 field goals made with two different teams.
- Set an NFL postseason record with his 30th game played (Jerry Rice, 29) in Indianapolis' AFC Championship Game appearance at New England on Jan. 18, 2015.
- In the team's Week 1 meeting at Denver (9/7), split the uprights on a 25-yard field goal and three extra points for six total points. With his field goal in the third quarter, tallied his 541st career field goal attempt, which surpassed Jason Elam for the ninth-most in NFL history. His three extra points tied Mike Vanderjagt (149) for the most consecutive PATs in team history.
- Converted 2-of-2 field goals and three PATs against Philadelphia (9/15). With his first extra point attempt in the first quarter, passed Jason Hanson (673) for sole possession of fifth place in career attempts NFL history. He also surpassed Mike Vanderjagt for the most consecutive PATs made in team history. With three extra points, Vinatieri passed

QUICK HITS

Vinatieri holds several career NFL postseason records, including games played, points scored and field goals made.

MOST CAREER GAMES PLAYED IN POSTSEASON, NFL HISTORY

Player	Years	Games
Adam Vinatieri	1996-2014	30
Jerry Rice	1985-2004	29
D.D. Lewis	1968-1981	27

MOST CONSECUTIVE GAMES SCORING IN POSTSEASON, NFL HISTORY

Player	Years	Games
Adam Vinatieri	1996-2014	30
David Akers	1998-2013	24
George Blanda	1949-1975	19

MOST CONSECUTIVE GAMES SCORING FIELD GOALS IN POSTSEASON, NFL HISTORY

Player	Years	Games
Adam Vinatieri	2005-2014	13
Tony Fritsch	1972-1979	13
Adam Vinatieri	1997-2004	12
Jason Elam	1997-2008	11

MOST CAREER POINTS SCORED IN POSTSEASON, NFL HISTORY

Player	Years	Points
Adam Vinatieri	1996-2014	234
David Akers	1998-2013	175
Gary Anderson	1982-2004	153

MOST CAREER FIELD GOALS MADE IN POSTSEASON, NFL HISTORY

Player	Years	FGM
Adam Vinatieri	1996-2014	56
David Akers	1998-2013	39
Gary Anderson	1982-2004	32

MOST CAREER FIELD GOALS ATTEMPTS IN POSTSEASON, NFL HISTORY

Player	Years	FGA
Adam Vinatieri	1996-2014	68
David Akers	1998-2013	47
Gary Anderson	1982-2004	40

MOST CAREER PATs MADE IN POSTSEASON, NFL HISTORY

Player	Years	PATs
Adam Vinatieri	1996-2014	66
David Akers	1998-2013	58
Gary Anderson	1982-2004	57

Vinatieri is a three-time Associated Press NFL All-Pro team selection (2002, 2004 and 2014). In 2014, he joined Pat McAfee as just the fourth punter-kicker duo from the same team to both earn recognition in the same season.

Jason Hanson (665) for the fifth-most in NFL history.

- In a Week 3 victory at Jacksonville (9/21) split the uprights on 3-of-3 field goals and all five extra point attempts. Tallied a 48-yard field goal on the opening offensive possession and added conversions of 43 yards and 25 yards in the second quarter. Following his second kick of 43 yards, passed Matt Stover for fourth place in NFL history in career field goals made between 40-49 yards. With five extra point attempts, passed Jason Elam (679) for fourth place in career PAT attempts NFL history.
- Converted 2-of-2 field goals and all five PATs for 11 points in a Week 4 win against Tennessee (9/28). With five extra points made, passed Jason Elam (675) for fourth place in NFL history. Added field goals of 31 and 30 yards in the second quarter marking his 13th and 14th consecutive field goals made dating back to Dec. 22, 2013 at Kansas City.
- Converted 2-of-2 field goals and three PATs for nine points in a Week 6 win at Houston (10/9). Following his first extra point of the game in the first quarter, became the first player in NFL history to score 900 career points with two different teams. With his 34-yard field goal in the second quarter, passed John Carney (2,062) for the fourth-most career points scored in NFL history.
- In a Week 7 victory against Cincinnati (10/19), converted both field goal attempts and all three extra points for nine points. With two field goals made (23 and 50), passed John Kasay (461) for the sixth-most field goals converted in NFL history. With his 50-yard field goal in the fourth quarter, tied John Carney, Steve Christie, Mason Crosby, Al Del Greco and Eddie Murray (21) for 17th place all-time in NFL history. The 50-plus yard attempt also moved him in sole possession of second place in team history surpassing Mike Vanderjagt (21).
- Converted 2-of-2 field goals and four PATs for 10 points in a Week 8 loss at Pittsburgh (10/26). Became the first kicker in NFL history to log more than 200 field goals with two different teams (236 with New England).
- In a Week 9 win at the New York Giants (11/3), converted 4-of-4 field goals and four PATs for 16 points. His four field goals marked a season-high and his most dating back to Dec. 1, 2013 against Tennessee. Set a new career-best field goal streak with his 26th straight conversion with his 43-yard field goal in the fourth quarter. With four field goals attempts, passed Jan Stenerud (558) for eighth place in NFL history. With his second extra point of the game in the third quarter, reached 700 career PATs.
- Converted 2-of-2 field goals and two PATs for eight points in a Week 11 loss against New England (11/16). Gave Indianapolis its first points of the game with a 31-yard field goal at the 4:19 mark in the first quarter and became the fourth player in league history to reach 2,100 career points. Tied Nick Lowery and Matt Prater for 15th place all-time in NFL history with 22 career field goals made from 50-plus yards. Following his second extra point of the game in the fourth quarter, Vinatieri notched his eighth point and recorded his 17th career 100-point season (1996-2008, 2010, 2012-14), which set an NFL record.
- In a Week 12 victory against Jacksonville (11/23), converted 3-of-3 field goals and two PATs for 11 points. With his first field goal of the game

(46 yards), took sole possession of second place for the longest streak of consecutive field goals made in franchise history with 29. He finished the game with three-straight field goals improving his streak to 31. With his 20-yard field goal at the end of the second quarter, surpassed Matt Stover for fifth place in NFL history in career field goals made. He also passed Stover and John Kasay for sixth place in career field goal attempts.

- Split the uprights on all seven of his extra point attempts in a Week 13 win against Washington (11/30). Set a single-game career-high with seven extra points made and attempted. The seven PATs are also tied for the third most in a game in franchise history. It's the highest total of extra points for the Colts dating back to Nov. 14, 2004 against the Houston Texans. With seven PATs, topped 700 career extra points.
- In a Week 14 victory at Cleveland (12/7), converted 2-of-2 field goals and one PAT for seven points. With his 51-yard field goal in the third quarter, tied Rian Lindell and Josh Scobee (23) for 14th place all-time in NFL history in conversions from 50-plus yards. Took sole possession of second place for the most 50-yard field goals made in Colts history and set a new franchise record for the most consecutive 50-plus yard field goals made. Added his second field goal from 33 yards in the fourth quarter to cut Cleveland's lead to 21-19. With the kick, passed Matt Stover (146) for fifth place in NFL history in kicks made between 30-39 yards.
- Converted his lone field goal attempt (29 yards) while adding two extra points in a Week 15 win against Houston (12/14). Added a 29-yard field goal in the fourth quarter to give the Colts a 17-10 lead. With the conversion, he took sole possession of fourth place in NFL history for the longest streak of consecutive field goals made with 34.
- Converted 2-of-3 field goals and three PATs for nine points in a Week 17 victory at Tennessee (12/28). Concluded the regular season with 140 points, the third-highest total in a single season in franchise history. On his first extra point of the game in the first quarter, improved his streak of consecutive games scoring at least one point to 177. Gave the Colts a 17-7 lead in the second quarter with his 23-yard field goal conversion. It was his 35th consecutive field goal made dating back to 2013. In the third quarter, missed a 46-yard attempt ending his consecutive field goal streak at 35, the fourth longest streak in NFL history. Converted a 26-yard field goal at the start of the fourth quarter to give the Colts a 20-10 lead. With the kick, he tied John Carney for the fourth-most field goals made in NFL history.
- In an AFC Wild Card Playoff victory against Cincinnati (1/4/15), converted 4-of-4 field goals and two PATs for 14 points against the Bengals. His 14 points are the third-most by a player in a single-game in Colts postseason history and the second-most by a kicker in a single-game (Adam Vinatieri, 15 at Baltimore on 1/13/07). His four field goals made were the second-most by a kicker in Colts postseason history and his four field goal attempts tied for the second-most in a single game. Set a new team record for the longest field goal in postseason history with a 53-yard conversion in the fourth quarter. The kick topped his previous team record of 52 yards (at Baltimore on 1/6/13). Moved into sole possession of second place for the most career postseason games played in NFL history. With 14 points scored against Cincinnati, improved his NFL record of career postseason points to 227. With his first extra point of the game, improved his NFL record of consecutive postseason games scoring at least one point to 28. He also moved into a tie for second place in NFL history for consecutive games converting at least one field goal to 12 with his 38-yard conversion in the second quarter.
- Converted 1-of-2 field goals and three PATs for six points in the team's AFC Divisional Playoff win at Denver (1/11/15). Tied Jerry Rice for the most games played in NFL postseason history with 29. With one field goal, moved into a tie for first place in NFL history in consecutive postseason games converting at least one field goal (13).
- In the team's AFC Championship Game loss at New England (1/18/15), finished with one extra point and missed a 51-yard field goal attempt in the first quarter. Passed Jerry Rice for sole possession of first place for the most games played in NFL postseason history with 30. With one point scored, improved his NFL record of career postseason points to 234. Improved his NFL record of consecutive postseason games scoring at least one point to 30. Without a field goal, remains tied with Tony Fritsch for the NFL record with 13 consecutive games having converted at least one field goal. Continues to hold NFL postseason



GETTING TO KNOW ADAM VINATIERI

Favorite food: Anything cooked for me

Hobbies outside of football: Hunting, fishing, hiking and hanging out with my family

Favorite vacation spot: Italy

What's the one thing you couldn't live without: My family, wife and kids

records for field goals made (56) and field goals attempted (68). Improved his NFL record for the most career postseason extra points to 66.

2013 (COLTS):

- Converted 35-of-40 field goals and all 34 extra point attempts for 139 points. His field goal and field goal attempt totals established new career highs while his point total ranked as the second-highest for a single season (141 in 2004).
- Recorded his 16th 100-plus point season, which tied Jason Elam for the most in NFL history.
- Became the seventh player in NFL history to reach 2,000 career points.
- Moved into fifth place on the NFL's all-time scoring list at the conclusion of the regular season.
- Was named AFC Special Teams Player of the Week on two occasions (Weeks 11 and 17).
- In the regular season opener against Oakland (9/8), finished the game with three extra points and passed John Carney for eighth place all-time in league history. He also improved his streak of consecutive games scoring to 147 while tallying a point in his 100th consecutive game with the Colts.
- Against Miami (9/15) in Week 2, converted 2-of-3 field goal attempts while adding two PATs against the Dolphins for eight points. He passed Lou Michaels for the second-most extra points made in franchise history (264).
- Converted 2-of-3 field goals against San Francisco in Week 3 (9/22). His first kick (43 yards) gave the Colts a 10-7 lead in the second quarter and was his first field goal attempt at Candlestick Park. Added his second field goal (41 yards) in the third quarter to give Indianapolis a 13-7 advantage. With three extra points, moved past Lou Michael (270) for the second-most PAT attempts in Colts history.
- Converted 2-of-2 field goals and two PATs for eight points against the Seahawks (10/6) in Week 5. He split the uprights on his first attempt of 41 yards in the second quarter to cut Seattle's lead to 19-17 and added a 49-yard kick in the fourth quarter to seal a 34-28 victory. With his first extra point of the game in the first quarter, passed Norm Johnson (638) for seventh place on the league's all-time PAT list.
- Split the uprights on all three field goal attempts for nine points in a Week 6 loss at San Diego (10/14). Gave the Colts a 3-0 lead when he converted on a 30-yard attempt on the team's opening offensive possession of the game. The field goal marked the third time this season the Colts tallied points on their opening offensive drive. Notched his second successful kick at the end of the second quarter with a 50-yard conversion and added a 51-yard attempt in the fourth quarter. The two field goals of 50-plus yards gave him 10 total as a member of the Colts. It also marked the first time in his career that he converted two field goals of 50-plus yards in a single game.
- In a Week 7 victory against Denver (10/20), converted all three field goals and all four PATs for 13 points. Gave the Colts their first points of the game with a 27-yard field goal in the first quarter. Split the uprights on his second attempt of 52 yards in the fourth quarter, which gave the Colts a 36-17 lead. It was his third field goal of 50-plus yards in the season. His third kick of the night, a 42-yard conversion gave Indianapolis a two possession lead (39-30) with 5:57 remaining in the contest. With four PATs against the Broncos, he passed Lou Groza (641) for the sixth-most in NFL history.
- Converted 2-of-3 field goals and one PAT for seven points against Houston (11/3). With seven points, passed Marvin Harrison (778) for the third-most points in Colts history.
- In a Week 11 victory at Tennessee (11/14), converted 3-of-3 field goals and three PATs for 12 points. With his second field goal of the game (30 yards) as time expired in the second half, he passed Dean Biasucci (783) for the second-most points scored in Colts history. Split the uprights on his third field goal of the game (50 yards) to give the Colts a 23-17 lead in the third quarter. The kick tied his career-high for 50-yard field goals in a single season (four in 2012). The field goal also marked his 20th career conversion from 50-plus yards, which ranks tied for 21st in NFL history. With three extra point attempts, passed Lou Groza (657) for the sixth-most PAT attempts in NFL history. Earned AFC Special Teams Player of the Week accolades for his performance.
- In a Week 13 victory against Tennessee (12/1), converted 5-of-5 field goals and one PAT for 16 points. With his second kick from 48 yards, became the second player in NFL history to score 800 points with two different teams. Notched his third field goal in the second quarter (45 yards) to give the Colts a 9-7 lead. It was the second time in his career that he split the uprights on three field goals of 40-plus yards in a single contest. Added a 37-yard field goal as time expired in the second quarter and tied his career-high for field goals made in the first half of a single game (four). Also hit four first half field goals as a member of the Patriots on Sept. 11, 2000 against the New York Jets and Nov. 7,

2004 against the St. Louis Rams. Tied his career-high and a franchise record with his fifth field goal conversion (49 yards) in the third quarter. Recorded his 100th point of the season, which tied him with Jason Elam for the most 100-point seasons in NFL history (16). On the kick, tied an NFL record for successful field goals made from 40-49 yards (tied with nine other players) in a single game. With five field goals in the game, passed Jason Elam (436) for seventh place in NFL history in all-time field goals made. Also passed John Kasay (120) for fifth place in league history in successful kicks made between 40-49 yards.

- Split the uprights on four extra points in a Week 14 loss at Cincinnati (12/8). With four points, passed John Kasay (1,970) for eighth place on the NFL's all-time scoring list.
- Converted 3-of-3 field goals and two PATs for 11 points in a Week 15 victory against Houston (12/15). Logged a 37-yard field goal in the second quarter and passed Dean Biasucci (176) for the second-most field goals made in franchise history.
- In a Week 16 victory at Kansas City (12/22), split the uprights on 3-of-4 field goals and two PATs for a total of 11 points. Converted his first field goal of the game in the second quarter (46 yards) and passed Jason Elam (1,983) for sole possession of seventh place on the NFL's all-time scoring list. With his third successful kick of the game (30 yards), Vinatieri set a new single-season career-high for field goals made (32) topping his previous mark of 31 which was set in 1998 and 2004. He has also converted at least three field goals in a single game this season on seven occasions.
- Split the uprights on 3-of-3 field goals and three PATs for 12 points in a Week 17 win against Jacksonville (12/29). With his 26-yard field goal as time expired in the second quarter, became the seventh player in NFL history to reach 2,000 career points. Passed George Blanda (2,002) and Matt Stover (2,004) for the fifth-most points scored in NFL history. Finished the season with 139 points, which is the third-highest point total by a member of the Colts in a single season, passing Cary Blanchard's 135 in 1996. The total also marked the second-highest single-season point total of his career (141 in 2004). With three field goals against Jacksonville, moved into sole possession of third place for the most field goals made in a single season in franchise history. His 35 field goals were a personal career best. Improved his streak of consecutive games having scored at least one point to 161. Was named AFC Special Teams Player of the Week for his performance for the second time in 2013.
- Played in his 26th career postseason game during the team's AFC Wild Card Playoff victory against Kansas City (1/4/14), which ranks tied for fourth in the NFL. Converted one field goal and six PATs for a total of nine points. Split the uprights on a 37-yard field goal in the second quarter to cut the Chiefs lead to 24-10. His six extra points ranked as the second-most for a single-game in team postseason history. He also tied David Akers (58) for the most career PATs in NFL postseason history.
- During the team's AFC Divisional Playoff loss at New England (1/11/14), converted 2-of-2 field goals and two PATs for eight points. Split the uprights on an extra point following the team's first touchdown of the game and took sole possession of first place on the NFL's all-time postseason extra point list, topping David Akers' old record of 58. His 36-yard field goal in the second quarter cut New England's lead to 21-10. Added his second field goal of the game (21 yards) on the team's first offensive drive in the third quarter to trim the Patriots' lead to 21-15. Played in his 27th career postseason game, which ranks tied for the second-most in NFL history with D.D. Lewis.

2012 (COLTS):

- In 16 games, converted 26-of-33 field goals (78.8%), including a long of 53 yards, and was successful on all 37 extra points for 115 total points.
- Ranked eighth among AFC kickers and 16th among NFL kickers in scoring.
- Topped 100 points for the season for the 15th time in his career, which ranks second behind Jason Elam's 16 seasons.
- Became the 11th player in NFL history with 600-plus career PAT attempts in the season opener at Chicago (9/9).
- Notched the game-winning 53-yard kick with eight seconds remaining in the fourth quarter against Minnesota (9/16), which was the longest game-winning field goal of his career.
- Became the eighth player in NFL history with 400 career field goals at Tennessee (10/28). He also exceeded 1,800 points for his NFL career. Following his PAT attempt after Delone Carter's game-tying touchdown, Vinatieri became the 10th player in NFL history with 600 extra points for a career. Vinatieri competed in his 250th NFL game, which ranked second among active players (Jason Hanson).
- With five points at Detroit (12/2), he passed Lenny Moore (678) for fourth place on the team's all-time scoring list.
- Tied his season-long field goal with a 53-yard kick in the fourth quarter

to give the Colts a 24-23 advantage against Tennessee (12/9). The field goal moved him into third place in franchise history in 50-plus-yard field goals (eight), passing Raul Allegre and Cary Blanchard.

- Tallied four extra points against Houston (12/30) and passed Dean Biasucci (255) for third in Colts history in career PATs.
- Split the uprights on three-of-four field goal attempts in the team's AFC Wild Card Playoff loss at Baltimore (1/6/13). With the kicks, he recorded his 25th consecutive postseason game having scored at least one point, which is an NFL record. Improved his NFL record of field goals made in the postseason to 48. With his 52-yard field goal in the second quarter, has now converted four-of-five field goals from 50-plus yards in the postseason, which is a new NFL postseason record. The 52-yard kick was also the longest of his postseason career. Ended the game having converted 22-of-24 field goal attempts in the postseason as a member of the Colts. With nine points, he improved his current NFL postseason record to 196.

2011 (COLTS):

- In 16 games, converted 23-of-27 field goal attempts and all 24 extra points for 93 total points.
- Split the uprights on all four field goal attempts, including a 52-yarder against Cleveland (9/18). His 52-yard long was his longest field goal since 2008 when he converted from the same distance against New England (11/2/08).
- Connected on a 53-yard field goal against Kansas City (10/9), which was tied for the fourth-longest kick of his career (regular and postseason).
- Made his only field goal attempt at Tennessee (10/30), which moved him above the 1,700-point plateau and extended his streak of consecutive games scoring to 122.
- Split the uprights on field goals of 43 and 31 yards against Carolina (11/27) and moved past Nick Lowery (1,711) for ninth place on the NFL's all-time career points list.
- Remained perfect in field goal attempts in his career against Baltimore (10 kicks), having split the uprights on a 22-yard kick at the Ravens (12/11).
- Hit on field goals of 23, 32, 47 and 31 yards against Houston (12/22). With his 47-yard field goal in the third quarter, Vinatieri (385) surpassed Nick Lowery (383) for eighth place on the NFL's all-time field goals list. Missed a 42-yard attempt at the end of the first half, which ended his streak of 33 consecutive field goals made at Lucas Oil Stadium in the regular season.
- Scored the Colts first points of the game with a 48-yard field goal in the second quarter at Jacksonville (1/1/12), extending his consecutive games scoring streak to 130. Also connected on a 20-yard field goal in the third quarter.

2010 (COLTS):

- Appeared in all 16 games and converted 26-of-28 field goals and all 51 PATs for 129 points.
- Named AFC Special Teams Player of the Week for his performances against Cincinnati (11/14) and Tennessee (1/2).
- His point total marked the second-highest of his career (141 in 2004) and his extra point total set a career-best.
- Became the seventh NFL kicker in league history to record 500-plus points with two different teams.
- Split the uprights on two field goals and three PATs at Denver (9/26).
- Converted four field goals and one extra point against Kansas City (10/10).
- Made two field goals at Washington (10/17) and surpassed Al Del Greco (347) to move into 11th place in NFL history for most field goals made.
- Notched three field goals on three attempts and three PATs against Houston (11/1). Surpassed Al Del Greco (1,584) for the 13th most kicking points in NFL history.
- Surpassed Eddie Murray (1,594) for the 12th most kicking points in league history and tied Murray (352) for 11th in most field goals made with one field goal and three PATs at Philadelphia (11/7).
- Was named AFC Special Teams Player of the Week with three field goals and two PATs against Cincinnati (11/14). Became the 12th NFL kicker with 1,600-plus career points.
- Hit three field goals and three extra points at Tennessee (12/9) to surpass 100 points for the 14th time in his career.
- Was named AFC Special Teams Player of the Week after booting three field goals and two PATs against Tennessee (1/2/11), and his 43-yarder at the final gun was his 23rd career game-winning field goal.
- Split the uprights on three field goal attempts while adding one PAT in the AFC Wild Card Playoffs against the New York Jets (1/8/11).

2009 (COLTS):

- Saw action in six games, appearing in the first five and was inactive for

the remaining contests.

- Named to the NFL's All-Decade Team as well as *Sporting News* and *Sports Illustrated* NFL All-Decade Team (2000-09).
- Converted seven-of-nine field goals and 17 PATs for 38 points.
- Split the uprights on two field goals and three PATs at Miami (9/21).
- Was two-of-two in field goal attempts with the addition of four extra points against Seattle (10/4).
- Was inactive for the postseason against Baltimore in the AFC Divisional Playoffs (1/16/10), the New York Jets in the AFC Championship Game (1/24/10) and Super Bowl XLIV vs. New Orleans (2/7/10).

2008 (COLTS):

- Played in 16 games and was 20-of-25 in field goals while adding 43 PATs for 103 points, his 13th consecutive year topping 100-plus points.
- Earned AFC Special Teams Player of the Week honors for his performance against New England (11/2).
- Contributed with three special teams tackles (two solo).
- Hit a 47-yard game-winning field goal with three seconds remaining at Minnesota (9/14), which was the 21st game-winning kick of his career.
- Split the uprights on a 52-yard kick vs. New England (11/2) with 8:05 remaining for the deciding points in an 18-15 victory. Was named AFC Special Teams Player of the Week.
- Hit four-of-four field goals and three PATs against Houston (11/16).
- Notched three field goals, including a 51-yard game-winner with no time remaining in the fourth quarter at San Diego (11/23). The kick was the longest game-winning field goal of his career.
- Totaled one field goal and two PATs in the AFC Wild Card Playoffs at San Diego (1/3/09).

2007 (COLTS):

- Appeared in 16 games and totaled 23-of-29 field goals and 49-of-51 PATs for 118 points.
- His 118 points marked his 12th consecutive 100-plus point season.
- Scored seven-plus points in 12 games, including his first eight games.
- Split the uprights on three-of-three field goals and three PATs for 12 points and his third consecutive double-digit scoring game at Houston (9/23).
- Kicked his 20th career game-winning field goal in the final minute of the fourth quarter or overtime with a 24-yarder with three seconds remaining against Kansas City (11/18).
- Totaled one field goal and three PATs for six points against San Diego (1/13/08) in the AFC Divisional Playoffs.

2006 (COLTS):

- Saw action in 13 games in his first season with the Colts and was inactive for games 3-5 with an injury.
- Had played in 162 consecutive games before missing one against Jacksonville (9/24).
- Was named AFC Special Teams Player of the Week for his performance at the New York Giants (9/10) and at Denver (10/29).
- Totaled 25-of-28 field goals and 38 PATs for 113 points.
- Recorded four field goals on four attempts at the New York Giants (9/10) and was named AFC Special Teams Player of the Week for his performance.
- Hit four field goals and the game-winning 37-yard kick with two seconds left at Denver (10/29) and was named AFC Special Teams Player of the Week for his efforts.
- Appeared in four postseason games and tallied 14-of-15 field goals and seven PATs for an NFL single postseason record 49 points. Topped Terrell Davis' 48 points in 1997. Scored 10-plus points in every game.
- Converted three-of-three field goals and two PATs against Kansas City in the AFC Wild Card Playoffs (1/6/07). Recorded his first career 50-plus yard postseason field goal.
- Split the uprights on five-of-five field goals for the team's 15 points in a 15-6 win at Baltimore in the AFC Divisional Playoffs (1/13/07). Tied the record he already shared with six other kickers for the most field goals made in a postseason game.
- Tallied three field goals and three PATs against New England (1/21/07) in the AFC Championship Game.
- Hit three-of-four field goals and two PATs against Chicago (2/4/07) in Super Bowl XLI. Became the only kicker to hit a field goal in four Super Bowls and appear in five Super Bowls.

2005 (PATRIOTS):

- Appeared in 16 games for the 10th consecutive season for New England and converted 20-of-25 field goals and 40-of-41 PATs for 100 points.
- Named AFC Special Teams Player of the Week for his performance at Pittsburgh (9/25).
- Split the uprights on three-of-four field goals and two PATs at

Pittsburgh (9/25) to earn AFC Special Teams Player of the Week honors. His 35-yard kick with one second remaining in the game was the difference in a 23-20 victory.

- Nailed a game-winning 29-yard field goal with 17 seconds remaining in a 31-28 win at Atlanta (10/9).
- Converted all four PATs and contributed with a 24-yard pooch punt downed at the four-yard line against Jacksonville (1/7/06) in the team's AFC Wild Card Playoff game.
- Split the uprights on two-of-three field goals and one PAT at Denver (1/14/06) in the AFC Divisional Playoffs.

2004 (PATRIOTS):

- Logged one of the finest seasons in his career having converted 31-of-33 field goals (93.9 percent) and hitting all 48 PATs for a career-high and NFL-best 141 points.
- His 31 field goals tied a career-high set in 1998, while his percentage marked a career-best.
- Named to his second Pro Bowl.
- Selected as the AFC Special Teams Player of the Month for November.
- Earned AFC Special Teams Player of the Week honors for his efforts against St. Louis (11/7) and Pittsburgh in the postseason (1/23).
- Hit 23 consecutive field goals from Oct. 10 to Dec. 26 and hit 29 of his last 30 field goals, including the playoffs.
- Split the uprights on all four field goal attempts and four PATs at St. Louis (11/7). Also threw his first career touchdown pass (four yards) to Troy Brown on a fake field goal. His performance earned him AFC Special Teams Player of the Week honors.
- Tied a career-high with five field goals against Buffalo (11/14) and set a single-game career-high with 17 points.
- Tied a career-high with six PATs at Cleveland (12/5).
- Was three-of-four in field goal attempts at the New York Jets (12/26), snapping a string of 23 consecutive field goals.
- Was five-of-five in field goals and 10-of-10 in PATs for an NFL-leading 25 postseason points.
- Split the uprights on two field goals against Indianapolis (1/16/05) in the AFC Divisional Playoffs.
- Converted both field goal attempts in the AFC Championship Game at Pittsburgh (1/23/05) to earn NFL Special Teams Player of the Week honors. His 48-yard field goal tied the New England postseason record and was the longest field goal in Heinz Field history.
- Hit his lone field goal attempt and three extra points against Philadelphia (2/6/05) in Super Bowl XXXIX. Gave the Patriots a 24-14 lead with a 22-yard field goal in the fourth quarter.

2003 (PATRIOTS):

- Was 25-of-34 in field goals while contributing with 37-of-38 PATs for 112 points.
- Hit a season-long 48-yard field goal and five PATs against Tennessee (10/5).
- Split the uprights on his 200th career field goal at Denver (11/3).
- Nailed three field goals, including the game-winning kick with 41 seconds remaining in overtime to give the club a 23-20 victory at Houston (11/23).
- Hit one-of-two field goals and two extra points against Tennessee (1/10/04), including the game-winning 46-yard field goal with 4:06 remaining for a 17-14 victory in the AFC Divisional Playoffs.
- Tied an NFL playoff record with five field goals (31, 25, 27, 21, 34) in a 24-14 victory against Indianapolis (1/18/04) in the AFC Championship Game.
- Notched one-of-three field goals and three PATs against Carolina in Super Bowl XXXVIII (2/1/04). Hit the game-winning 41-yard field goal with four seconds remaining for a 32-29 victory, his second game-winning Super Bowl kick in three seasons.

2002 (PATRIOTS):

- Booted 27-of-30 field goals and 36-of-36 PATs for 117 points, the third-highest total of his career.
- Earned his first career Pro Bowl selection.
- Named AFC Special Teams Player of the Week for his performance against Miami (12/29).
- Was three-of-three in field goal attempts while adding five PATs for a seasonal-best 14 points at the New York Jets (9/15).
- Hit the game-winning 35-yard field goal in a 41-38 overtime victory against Kansas City (9/22).
- Was four-of-four in field goal attempts, including a career-best 57-yarder at Chicago (11/10).
- Was four-of-four in field goals, including the game-tying and game-winning field goals in a 27-24 overtime win vs. Miami (12/29). Was named AFC Special Teams Player of the Week for his performance.

2001 (PATRIOTS):

- Converted 24-of-30 field goals and 41-of-42 PATs for 113 points.
- Had five game-winning field goals, including two in the playoffs.
- Named AFC Special Teams Player of the Week for his efforts at Buffalo (12/16).
- Was three-of-three in field goals and five-of-five in PATs for a seasonal-best 14 points against Indianapolis (9/30).
- Split the uprights on three field goals and two PATs against San Diego (10/14). Hit the game-winning 44-yard field goal in a 29-26 overtime victory.
- Nailed a 54-yard field goal against Cleveland (12/9), the second-longest kick in his career. Had a 33-yard pooch punt in fourth quarter that was downed at the Cleveland two-yard line.
- Scored the entire club's points on four field goals, including a 23-yard game-winning field goal in a 12-9 win at Buffalo (12/16). Was named AFC Special Teams Player of the Week for his performance.
- Tallied six field goals on seven attempts and added six PATs for 24 postseason points.
- Was three-of-three in field goals while contributing with one PAT in a 16-13 overtime win against Oakland in the AFC Divisional Playoffs (1/19/02). Hit a 45-yard game-tying kick in the snow with 32 seconds remaining and hit the game-winning 23-yard field goal in overtime for the victory.
- Contributed with one field goal and three PATs at Pittsburgh in the AFC Championship Game (1/27/02).
- Tallied the game-winning 48-yard field goal as time expired in a 20-17 victory vs. St. Louis in Super Bowl XXXVI (2/3/02). The kick marked the first time the Super Bowl had been decided on the final play of the game.

2000 (PATRIOTS):

- Converted 27-of-33 field goals and split the uprights on all 25 PATs for 106 points.
- Was three-of-three in field goals, including the game-winning 22-yard kick with three seconds remaining in a 16-13 victory against Cincinnati (11/19).
- Split the uprights on three-of-four field goals and three PATs for 12 points against Kansas City (12/4). Hit a 53-yard field goal, which was the longest outdoor kick in his career.
- Hit the game-winning 24-yard field goal with 19 seconds remaining in overtime for a 13-10 victory at Buffalo (12/17).

1999 (PATRIOTS):

- Was 26-of-33 in field goals while adding 29-of-30 PATs for 107 points.
- Was named AFC Special Teams Player of the Month for September after converting seven-of-seven field goal attempts, all eight PAT attempts and two game-winning field goals.
- Scored a seasonal-high 12 points (three-of-three field goals and three PATs), including the game-winning 23-yard field goal in a 30-28 victory at the New York Jets (9/12).
- Hit the game-winning 26-yard field goal against Indianapolis (9/19) in a 31-28 win.
- Had a New England franchise-record streak of PATs snapped at 117 with a blocked attempt at Arizona (10/31).

1998 (PATRIOTS):

- Split the uprights on 31-of-39 field goals and all 32 PATs for a then-career-best 127 points (also includes a two-point conversion).
- His 31 field goals were a then-career-best.
- Added nine special teams tackles.
- Named AFC Special Teams Player of the Week for his efforts at New Orleans (10/4) and vs. Miami (11/23) and earned Special Teams Player of the Month honors in October having converted 10-of-11 field goals and nine PATs for 39 points.
- Converted three-of-four field goals, including a 52-yarder vs. Indianapolis (9/13).
- Hit all three field goal attempts and three PATs at New Orleans (10/4), including a game-winning 27-yard kick in a 30-27 victory. Earned AFC Special Teams Player of the Week honors for his performance.
- Logged a career-high 16 points on four-of-four field goal attempts and four PATs against Kansas City (10/11).
- Nailed all four field goal attempts and two extra points against Miami (11/23) earning AFC Special Teams Player of the Week honors.
- Hit the game-winning 35-yard field goal with three seconds left in a 24-21 victory against San Francisco (12/20).

1997 (PATRIOTS):

- Was 25-of-29 in field goal attempts while contributing with 40 PATs for 115 points.
- Named AFC Special Teams Player of the Week for his performance

- against Buffalo (10/12).
- Hit the game-winning 34-yard field goal in a 27-24 overtime victory against the New York Jets (9/14).
 - Converted four-of-four field goals and three PATs for 15 points against Buffalo (10/12). Hit a then-career-long 52 yard field goal and was named AFC Special Teams Player of the Week for his efforts.
 - Scored all of the Patriots points with two field goals (31 and 46 yards) at Pittsburgh (1/3/98) in the AFC Divisional Playoffs.

1996 (PATRIOTS):

- Converted 27-of-35 field goals and 39-of-42 PATs for 120 points, which ranked third in the AFC and fifth in the NFL.
- Was named AFC Special Teams Player of the Week for his performance against Jacksonville (9/22).
- His 120 points by a rookie ranked eighth in NFL history.
- Split the uprights on five-of-six field goals and one-of-two PATs for a season-high 16 points vs. Jacksonville (9/22) earning AFC Special Teams Player of the Week honors. Hit the game-winning 40-yard field goal in overtime in the 28-25 victory as his field goals made marked a then-career-best, while his attempts are a career-high.
- Tallied three field goals on three attempts while adding three PATs at Baltimore (10/6). Also contributed with a season-long 50-yard field goal.
- Contributed with four extra points in the team's 28-3 victory over the Pittsburgh Steelers (1/5/97) in the AFC Divisional Playoffs.
- Converted two-of-three field goals and two PATs against Jacksonville (1/12/97) in the AFC Championship Game.
- Made three extra points in the team's Super Bowl XXXI loss to the Green Bay Packers (1/26/97).

COLLEGE:

- Four-year letterman who finished as South Dakota State's all-time leading scorer with 185 career points.
- Served as the school's placekicker and also handled punting duties in his final three seasons, earning first-team all-conference honors each year.
- Split the uprights on 27-of-53 career field goals with 104-of-114 PATs. Also added 144 career punts.
- Tallied 47 points as a senior and tied a career-long kick with a 51-yard field goal. Originally set the school record with a 51-yard field goal as a sophomore.
- Led the conference with a 43.5 punting average as a senior, which also ranked fourth in Division II. Contributed with a career-long 77-yard kick.
- Earned second-team all-conference honors as a junior.
- Holds a degree in fitness and wellness.

2015 GAME-BY-GAME STATISTICS

Date/Opp.	FGM	FGA	PCT	LG	BLK	PAT-M	PAT-A	PCT	BLK	PTS	1-19	20-29	30-39	40-49	50+
9/13 @ BUF	0	1	0.0%	0	0	0	0	0.0%	0	0	0-0	0-0	0-0	0-0	0-1
9/21 vs. NYJ	0	1	0.0%	0	0	1	1	100.0%	0	1	0-0	0-1	0-0	0-0	0-0
9/27 @ TEN	0	0	0.0%	0	0	5	5	100.0%	0	5	0-0	0-0	0-0	0-0	0-0
10/4 vs. JAX	3	3	100.0%	54	0	1	1	100.0%	0	10	0-0	1-1	1-1	0-0	1-1
10/8 @ HOU	2	2	100.0%	48	0	3	3	100.0%	0	9	0-0	0-0	0-0	2-2	0-0
10/18 vs. NE															
10/25 vs. NO															
11/2 @ CAR															
11/8 vs. DEN															
11/22 @ ATL															
11/29 vs. TB															
12/6 @ PIT															
12/13 @ JAX															
12/20 vs. HOU															
12/27 @ MIA															
1/3 vs. TEN															
2015 TOTALS	5	7	71.4%	54	0	10	10	0.0%	0	25	0-0	1-2	1-1	2-2	1-2

PERSONAL:

- Attended Rapid City (S.D.) Central High School and lettered in football, soccer, track and wrestling.
- Earned first-team all-state honors in 1991.
- Vinatieri and his wife, Valerie, reside with their sons, A.J. and Gabriel, and daughter, Allison.
- Born in Yankton, S.D.

VINATIERI'S GAME-WINNING FIELD GOALS (25)

Opponent	Date	Yards	Time	Final Score
vs. Jacksonville	9/22/96	40	12:24	28-25 OT
vs. New York Jets	9/14/97	34	6:57	27-24 OT
at New Orleans	10/4/98	27	0:03	30-27
vs. San Francisco	12/20/98	35	0:03	24-21
at New York Jets	9/12/99	23	0:03	30-28
vs. Indianapolis	9/19/99	26	0:35	31-28
vs. Cincinnati	11/19/00	22	0:03	16-13
at Buffalo	12/17/00	24	0:19	13-10 OT
vs. San Diego	10/14/01	44	10:55	29-26 OT
at Buffalo	12/16/01	23	9:15	12-9 OT
vs. Oakland	1/19/02	23	6:31	16-13 OT
vs. St. Louis	2/3/02	48	0:00	20-17+
vs. Kansas City	9/22/02	35	10:20	41-38 OT
vs. Miami	12/29/02	35	12:57	27-24 OT
at Houston	11/23/03	28	0:40	23-20 OT
vs. Carolina	2/1/04	41	0:04	32-29#
at Pittsburgh	9/25/05	43	0:01	23-20
vs. Atlanta	10/9/05	29	0:17	31-28
at Denver	10/29/06	37	0:02	34-31
vs. Kansas City	11/18/07	24	0:03	13-10
at Minnesota	9/14/08	47	0:03	18-15
at San Diego	11/23/08	51	0:00	23-20
vs. Tennessee	1/2/11	43	0:00	23-20
vs. Minnesota	9/16/12	53	0:08	23-20
vs. Jacksonville	10/4/15	27	4:36	16-13 OT

*All FGs 1996-2005 came while with New England
+Super Bowl XXXVI
#Super Bowl XXXVIII

CAREER REGULAR SEASON STATISTICS

Year	FGM	FGA	PCT	LG	BLK	PAT-M	PAT-A	PCT	BLK	PTS	1-19	20-29	30-39	40-49	50+
2015 IND	5	7	71.4%	54	0	10	10	100.0%	0	25	0-0	1-2	1-1	2-2	1-2
2014 IND	30	31	96.8%	53	0	50	50	100.0%	0	140	0-0	10-10	10-10	7-8	3-3
2013 IND	35	40	87.5%	52	1	34	34	100.0%	0	139	0-0	6-6	10-11	15-17	4-6
2012 IND	26	33	78.8%	53	0	37	37	100.0%	0	115	1-1	8-8	4-7	9-10	4-7
2011 IND	23	27	85.2%	53	1	24	24	100.0%	0	93	0-0	7-7	6-7	8-10	2-3
2010 IND	26	28	92.9%	48	1	51	51	100.0%	0	129	0-0	8-8	9-10	9-10	0-0
2009 IND	7	9	77.8%	48	0	17	18	94.4%	1	38	1-1	3-3	1-2	2-2	0-1
2008 IND	20	25	80.0%	52	1	43	43	100.0%	0	103	0-0	3-3	11-13	4-7	2-2
2007 IND	23	29	79.3%	39	1	49	51	96.1%	2	118	1-1	14-15	8-10	0-2	0-1
2006 IND	25	28	89.3%	48	0	38	38	100.0%	0	113	1-1	3-3	12-13	9-10	0-1
2005 NE	20	25	80.0%	49	0	40	41	97.6%	1	100	0-0	7-7	9-10	4-6	0-2
2004 NE	31	33	93.9%	48	0	48	48	100.0%	0	141	0-0	13-13	7-7	11-12	0-1
2003 NE	25	34	73.5%	48	1	37	38	97.4%	1	112	0-0	16-17	4-8	5-8	0-1
2002 NE	27	30	90.0%	57	0	36	36	100.0%	0	117	0-0	6-6	12-12	8-10	1-2
2001 NE	24	30	80.0%	54	0	41	42	97.6%	0	113	1-1	8-8	7-8	7-12	1-1
2000 NE	27	33	81.8%	53	0	25	25	100.0%	0	106	0-0	11-13	8-9	7-8	1-3
1999 NE	26	33	78.8%	51	0	29	30	96.7%	1	107	1-1	14-14	5-7	5-9	1-2
1998 NE	31	39	79.5%	55	1	32	32	100.0%	0	125	3-3	8-8	9-14	9-12	2-2
1997 NE	25	29	86.2%	52	0	40	40	100.0%	0	115	0-0	11-11	7-9	6-8	1-1
1996 NE	27	35	77.1%	50	1	39	42	92.9%	1	120	1-1	9-10	8-8	8-14	1-2
TOTAL	483	578	83.6%	57	8	720	730	98.6%	7	2,171	10-10	166-172	148-176	135-177	24-43

CAREER POSTSEASON STATISTICS

Year	FGM	FGA	PCT	LG	BLK	PAT-M	PAT-A	PCT	BLK	PTS	1-19	20-29	30-39	40-49	50+
2014 IND	5	7	71.4%	53	0	6	6	100.0%	0	21	0-0	2-2	2-2	0-1	1-2
2013 IND	3	3	100.0%	37	0	8	8	100.0%	0	17	0-0	1-1	2-2	0-0	0-0
2012 IND	3	4	75.0%	52	0	0	0	0.0%	0	9	0-0	1-1	0-0	1-2	1-1
2010 IND	3	3	100.0%	50	0	1	1	100.0%	0	10	0-0	0-0	1-1	1-1	1-1
2009 IND	0	0	0.0%	0	0	0	0	0.0%	0	0	0-0	0-0	0-0	0-0	0-0
2008 IND	1	1	100.0%	43	0	2	2	100.0%	0	5	0-0	0-0	0-0	1-1	0-0
2007 IND	1	1	100.0%	46	0	3	3	100.0%	0	6	0-0	0-0	0-0	1-1	0-0
2006 IND	14	15	93.3%	51	0	7	7	100.0%	0	49	1-1	5-5	2-3	4-4	2-2
2005 NE	2	3	66.7%	40	0	5	5	100.0%	0	11	0-0	0-0	1-1	1-2	0-0
2004 NE	5	5	100.0%	48	0	10	10	100.0%	0	25	0-0	2-2	2-2	1-1	0-0
2003 NE	7	10	70.0%	46	0	6	6	100.0%	0	27	0-0	3-3	2-4	2-3	0-0
2001 NE	6	7	85.7%	48	0	6	6	100.0%	0	24	0-0	2-2	1-1	3-3	0-1
1998 NE	1	1	100.0%	27	0	1	1	100.0%	0	4	0-0	1-1	0-0	0-0	0-0
1997 NE	3	5	60.0%	46	0	2	2	100.0%	0	11	0-0	1-1	1-1	1-3	0-0
1996 NE	2	3	66.7%	29	0	9	9	100.0%	0	15	0-0	2-2	0-0	0-1	0-0
TOTAL	56	68	82.4%	53	0	66	66	100.0%	0	234	1-1	20-20	14-17	16-23	5-7

ADDITIONAL STATISTICS:

Punting: Career: Two punts for 60 yards, with two inside 20. 1996: 1-27 12/8/96 vs. NYJ. 2001: 1-33 12/9/01 vs. Cleveland.


Passing: 2004: 1-1-4, TD, 122.9 passer rating, 11/7/04 at St. Louis (Fake FG).



ERIK WALDEN

28 OUTSIDE LINEBACKER

6-2 250 MIDDLE TENNESSEE STATE



NFL Exp: 8 (3rd Year with Colts)

How Acquired: UFA – 2013 (GB)

Born: 8/21/85

GP/GS (Postseason): 103/60 (12/9)

CAREER TRANSACTIONS:

- Signed by the Colts as an unrestricted free agent on March 13, 2013.
- Signed by the Green Bay Packers on October 27, 2010.
- Released by the Miami Dolphins on September 28, 2010.
- Signed by the Dolphins on September 13, 2010.
- Waived by Miami on September 4, 2010.
- Acquired from waivers (Kansas City) by the Dolphins on November 19, 2008.
- Released by the Kansas City Chiefs on November 18, 2008.
- Acquired from waivers by the Chiefs (Dallas) on August 31, 2008.
- Released by the Dallas Cowboys on August 30, 2008.
- Originally selected by the Cowboys in the sixth round (167th overall) of the 2008 NFL Draft.

PRO CAREER:

- Became a full-time starter for the first time in his career in 2011, opening the first 15 games at right outside linebacker and setting or tying his career highs in every major statistical category.
- Recovered his first career fumble and returned it five yards for his first career touchdown against the Oakland Raiders on Dec. 11, 2011.
- Took advantage of his second career starting assignment, earning NFC Defensive Player of the Week honors for his Week 17 performance against Chicago in 2010 when he recorded a career-high 3.0 sacks and a career-best 16 tackles.

2015 (COLTS):

- Started at outside linebacker in a Week 1 loss at Buffalo (9/13) and posted eight tackles (seven solo) and two tackles for loss.
- In a Week 2 loss against the New York Jets (9/21), started at strongside linebacker and contributed with five tackles (three solo) and one quarterback hurry.
- Tallied two tackles for loss in a Week 3 victory at Tennessee (9/27) starting at outside linebacker.
- In a Week 4 win against Jacksonville (10/4), totaled one tackle and two quarterback hurries starting at outside linebacker.
- Compiled five tackles (four solo), 1.0 sack and three quarterback hurries starting at outside linebacker in a Week 5 victory at Houston (10/8). The sack was his first of the season and came in the first quarter.

2014 (COLTS):

- Competed in 15 games (14 starts) and totaled 57 tackles (40 solo), 6.0 sacks and one forced fumble. Started all three postseason games and compiled 16 tackles (11 solo), 1.0 sack and one pass defended.
- Started at outside linebacker in the team's Week 1 contest at Denver (9/7). Finished with nine tackles (five solo) and the team's lone sack when he brought down Peyton Manning for a 10-yard loss in the fourth quarter.
- Compiled six tackles and 1.0 sack starting at outside linebacker in a Week 3 victory at Jacksonville (9/21). Notched the team's first sack of the game when he brought down Chad Henne for a two-yard loss in the second quarter to force a punt.
- Notched seven tackles (five solo) and 1.0 sack starting at outside linebacker in a Week 6 victory at Houston (10/9). The sack was his third of the season and came in the first quarter, which forced a Texans punt.
- In a Week 13 victory against Washington (11/30), started at outside linebacker and finished with two tackles, 2.0 sacks and one forced fumble. Posted his third career multiple-sack game and his first since Nov. 18, 2012 at Detroit (2.0). His first sack of the game came with 55 seconds remaining in the third quarter and stalled a Redskins two-minute drive. He then contributed with a sack-forced fumble in the third quarter on a Washington fourth down attempt. The ball was recovered by D'Qwell Jackson and returned 35 yards for a touchdown.
- Started at outside linebacker in a Week 14 win at Cleveland (12/7) and totaled three tackles and 1.0 sack. Posted his sixth sack of the season when he dropped Brian Hoyer for a three-yard loss on Cleveland's

QUICK HITS

Walden finished the 2014 season with career highs of 6.0 sacks, 18 quarterback hits and nine tackles for loss. In a victory against Washington on Nov. 30, 2014, he finished with 2.0 sacks and a forced fumble for his third career multiple-sack game.

- opening offensive possession. The sack led to a Browns punt.
- In the team's AFC Wild Card Playoff victory against Cincinnati (1/4/15), started at outside linebacker and registered three tackles, one tackle for loss, two quarterback hits and one pass defended.
 - Started at outside linebacker in the team's AFC Divisional Playoff win at Denver (1/11/15) and compiled five tackles and 1.0 sack. He brought down Peyton Manning in the fourth quarter for a two-yard loss, one play prior to the end of the game. Was part of a defense that held the Broncos to 288 net yards.
 - In the team's AFC Championship Game loss at New England (1/18/15), started at outside linebacker and totaled eight tackles (six solo).

2013 (COLTS):

- Started all 15 games he competed in and registered 58 tackles (33 solo), 3.0 sacks, one fumble recovery, one forced fumble and three passes defended.
- Was suspended by the NFL for a Week 12 contest at Arizona (11/24).
- Started his first game in a Colts uniform at SLB in the regular season opener against Oakland (9/8). Finished the game with four tackles (one solo).
- In a Week 5 victory against Seattle (10/6), posted four tackles and one fumble recovery on Robert Mathis' sack-forced fumble. The recovery was the second of his career and the first since Dec. 11, 2011 as a member of the Green Bay Packers.
- In a Week 7 victory against Denver (10/2), finished with three tackles, one pass defended and one forced fumble. Assisted in two Broncos turnovers in the fourth quarter when he tipped a Peyton Manning pass, which was intercepted by linebacker Pat Angerer. Also forced a fumble on the ensuing Denver possession at the Colts two-yard line.
- Finished with six tackles, one pass defended and 1.0 sack in the team's comeback victory at Houston (11/3). Recorded his first quarterback sack as a member of the Colts when he brought down Texans quarterback Case Keenum for a 10-yard loss in the second quarter. The sack led to a Houston missed field goal. The sack was also the 10th of Walden's career.
- In a Week 11 victory at Tennessee (11/14), compiled four tackles (three solo), two tackles for loss and 1.0 sack. The sack, which was his second of the season, came in the third quarter and forced a Titans punt.
- In a Week 14 loss at Cincinnati (12/8), registered seven tackles (three solo).
- Tallied five tackles (four solo) and 1.0 sack in a Week 15 victory against Houston (12/15). Posted his third sack of the season in the fourth quarter, which led to a Houston punt. The sack was also the 12th of his

SINGLE-GAME HIGHS

Tackles: 16 vs. CHI (1/2/11)

Sacks: 3.0 vs. CHI (1/2/11)

FF: 1, three times (Last: vs. WAS 11/30/14)

FR: 1, two times (Last: vs. SEA 10/6/13)

INT: 1, two times (Last: vs. TEN 12/23/12)

PD: 2 at IND (10/7/12)

career.

- Started at SLB during the team's AFC Wild Card Playoff victory against Kansas City (1/4/14). Compiled seven tackles (two solo), one tackle for loss and one pass defended in the win.
- Finished with seven tackles (six solo), 1.0 sack and two tackles for loss starting at SLB during the team's AFC Divisional Playoff loss at New England (1/11/14).

2012 (PACKERS):

- Appeared in 15 games with nine starts and registered 69 tackles (38 solo), a career-high-tying 3.0 sacks, his first two career interceptions and four passes defended.
- Made his season debut in Week 2 against Chicago (9/13) and finished with five tackles (three solo) and a half of a sack.
- Finished with seven tackles (four solo) at Seattle (9/24).
- Received his first start of the season, finishing with three tackles (two solo) and a career-high three passes defended at Indianapolis (10/7).
- Was the defense's game ball recipient at St. Louis (10/21) after leading the unit with 12 tackles (eight solo) and a half of a sack. The tackle total was the second highest of his career (16 in Week 17 of 2010).
- Tallied four tackles (two solo), four quarterback hits and his first career interception against Arizona (11/4).
- Finished with nine tackles (eight solo) and 2.0 sacks at Detroit (11/18), marking his first multi-sack outing since the regular season finale in 2010 when he posted 3.0 against Chicago.
- Finished with eight tackles (three solo) and two quarterback hits against Detroit (12/9).
- Collected his second interception of the season against Tennessee (12/23).
- Recorded seven tackles (two solo) and a quarterback hit at Minnesota (12/30).
- Registered four tackles (two solo), 1.0 sack, three pressures and three quarterback hits in an NFC Wild Card Playoff game against Minnesota (1/5/13).

2011 (PACKERS):

- Started the first 15 games and finished fifth on the team with a career-high 86 tackles (50 solo), 3.0 sacks, two passes defended and a fumble recovery that he returned for his first career touchdown.
- Also added a tackle and a forced fumble on special teams.
- Opened the regular season as a starter for the first time in his pro career and ended with six tackles (four solo), 1.0 sack and a pass defended against New Orleans (9/8).
- Finished with five tackles (three solo, two for loss), a team-leading six quarterback hits and a pass defended at San Diego (11/8). Picked up his second sack of the season when he dropped quarterback Philip Rivers for a one-yard loss in the third quarter.
- Led the defense with a season-high 11 tackles (six solo, one for loss) and his third sack of the season against Tampa Bay (11/20). The third sack of the season matched his career-high set in 2010.
- Finished as the team's leading tackler for the second consecutive week with 10 stops (seven solo), while adding three quarterback hits at Detroit (11/24).
- Finished with five tackles (three solo) and his first career fumble recovery that he returned five yards for a touchdown against Oakland (12/11). Became the franchise-record 19th player on the Packers roster to score a touchdown in 2011, the fifth on defense.
- Recorded a forced fumble on his first special teams tackle of the season against Detroit (1/1/12).

2010 (DOLPHINS/PACKERS)

- Played in the final nine regular season games for Green Bay with a then-career-high two starts after joining the team as a free agent on October 27.
- Posted 31 tackles (19 solo), 3.0 sacks and a pass defended, while adding four tackles on special teams.
- Started the first three postseason contests before being sidelined with an ankle injury for Super Bowl XLV against Pittsburgh.
- Posted 15 tackles (nine solo), 1.0 sack and a forced fumble in the playoffs.
- Spent training camp with the Dolphins but was waived on September 4. Was re-signed on September 13 and played in two games.
- Registered two solo tackles at Detroit (12/12).

GETTING TO KNOW ERIK WALDEN

Favorite team and/or athlete outside of football: Kobe Bryant

Favorite musician and/or song: Tupac Shakur

Hobbies outside of football: Basketball

Favorite food: Seafood

Favorite movie: *Coming to America*

- Earned his first career start at New England (12/19) and led the team with nine tackles (four solo).
- Led the team with career highs in sacks (3.0) and tackles (16) on his way to earning NFC Defensive Player of the Week honors against Chicago (1/2/11). Became the first NFL player to have his first career sack come as part of a 3.0-sack game since Cleveland linebacker Andra Davis (4.0 sacks, at Kansas City, 11/9/03).
- Started and registered a team-high eight tackles (five solo), 1.0 sack and a forced fumble in an NFC Wild Card Playoff game at Philadelphia (1/9/11).
- Started and recorded four tackles (two solo), three quarterback hits and a pair of quarterback pressures in an NFC Divisional Playoff game at Atlanta (1/15/11).
- Got the start and registered three tackles (two solo) and two quarterback hits before leaving with an ankle injury in the third quarter of the NFC Championship Game at Chicago (1/23/11).
- Was inactive in Super Bowl XLV against Pittsburgh (2/6/11).

2009 (DOLPHINS):

- Played in 11 games for the Dolphins and recorded eight special teams tackles.
- Was inactive for five contests.
- Registered a season-high three tackles on special teams against Buffalo (10/4).

2008 (CHIEFS/DOLPHINS):

- Joined the Cowboys as a sixth round draft pick in April but was released in the final roster reduction on August 30. Claimed off waivers the next day by Kansas City and played in nine games for the Chiefs.
- Recorded 10 special teams tackles in Kansas City, tied for second on the team at the time he was released on November 18. Was claimed off waivers by Miami the next day.
- Played in six games for the Dolphins and posted five special teams stops.
- Made his NFL playoff debut with the Dolphins in an AFC Wild Card Playoff game against Baltimore (1/4/09).

COLLEGE:

- A two-time All-Sun Belt Conference selection at defensive end at Middle Tennessee State who finished his career as the school's all-time sack leader with 22.5.
- Played in 44 games with 34 starts and posted 152 tackles, including 40 for loss, one interception, five forced fumbles, two fumble recoveries and four passes defended.
- Voted a First Team All-Sun Belt selection by the league's coaches and media as a senior.
- Played in 10 games with nine starts, missing two contests with a toe injury, and recorded 46 tackles, including 8.5 tackles for loss, 2.0 sacks, an interception, one forced fumble, two passes defended and a safety.
- Named First Team All-Sun Belt, starting 13 games and setting a single-season school record with 11.5 sacks as a junior. The sack total ranked No. 10 nationally.



- Totaled a career-high 48 tackles, including 14.5 for loss, plus three forced fumbles and a recovery.
 - Played in 11 games with starts at two different positions (five at defensive end, three at linebacker) as a sophomore.
 - Posted 33 tackles, including 8.5 tackles for loss, 3.0 sacks, two passes defended and a forced fumble.
 - Played in 10 games with four starts, leading the team with 6.0 sacks and tying for the team lead with 8.5 tackles for loss as a freshman.
 - Had 25 tackles and one forced fumble.
- PERSONAL:**
- Named an Associated Press first-team choice as a senior after leading Dublin (Ga.) High School to a 14-1 record in 2002 and a berth in the state title game.
 - Was a *Macon Telegraph* First Team All-Middle Georgia selection and the *Courier-Herald* Heart of Georgia Defensive Player of the Year.
 - Had 97 tackles and a school-record 19.0 sacks as a senior, plus 11 additional tackles for loss, two fumble recoveries and an interception.
- Also played running back, posting 837 yards of total offense, averaging 6.6 yards per carry and scoring 12 touchdowns (eight rushing, four receiving).
 - Lettered in football, basketball and track, and was an all-state selection on the hardwood following both his junior and senior seasons.
 - Participated in the Donald Driver Celebrity Softball Game and also attended the Edgar Bennett Bowl-A-Thon benefiting the Angel Fund in June of 2012.
 - Volunteered at the team's Horseshoe Helpings and Second Helpings events.
 - Participated in a Meijer Thanksgiving shopping event sponsored by the Colts and Sheltering Wings.
 - Was a host at the Second Annual Camp of Champions.
 - Participated in the Colts Playground Build.
 - Earned his degree in physical education.
 - A native of Dublin, Ga.

2015 GAME-BY-GAME STATISTICS

Date/Opp.	GP	GS	Solo	Asst.	Total	Sacks	PD	FF	FR	INT	Yds	Avg.	LG	TD
9/13 @ BUF	1	1	7	1	8	0.0	0	0	0	0	0	0.0	0	0
9/21 vs. NYJ	1	1	3	2	5	0.0	0	0	0	0	0	0.0	0	0
9/27 @ TEN	1	1	2	0	2	0.0	0	0	0	0	0	0.0	0	0
10/4 vs. JAX	1	1	1	0	1	0.0	0	0	0	0	0	0.0	0	0
10/8 @ HOU	1	1	4	1	5	1.0	0	0	0	0	0	0.0	0	0
10/18 vs. NE														
10/25 vs. NO														
11/2 @ CAR														
11/8 vs. DEN														
11/22 @ ATL														
11/29 vs. TB														
12/6 @ PIT														
12/13 @ JAX														
12/20 vs. HOU														
12/27 @ MIA														
1/3 vs. TEN														
2015 TOTALS	5	5	17	4	21	1.0	0	0	0	0	0	0.0	0	0

CAREER REGULAR SEASON STATISTICS

Year	GP	GS	Solo	Asst.	Total	Sacks	PD	FF	FR	INT	Yds	Avg.	LG	TD
2015 IND	5	5	17	4	21	1.0	0	0	0	0	0	0.0	0	0
2014 IND	15	14	40	17	57	6.0	0	1	0	0	0	0.0	0	0
2013 IND	15	15	33	25	58	3.0	3	1	1	0	0	0.0	0	0
2012 GB	15	9	38	33	71	3.0	4	0	0	2	22	11.0	20	0
2011 GB	16	15	50	36	86	3.0	2	1	1	0	0	0.0	0	0
2010 MIA/GB	11	2	19	12	31	3.0	1	0	0	0	0	0.0	0	0
2009 MIA	11	0	0	0	0	0.0	0	0	0	0	0	0.0	0	0
2008 KC/MIA	15	0	0	0	0	0.0	0	0	0	0	0	0.0	0	0
TOTAL	103	60	197	127	324	19.0	10	3	2	2	22	11.0	20	0

CAREER POSTSEASON STATISTICS

Year	GP	GS	Solo	Asst.	Total	Sacks	PD	FF	FR	INT	Yds	Avg.	LG	TD
2014 IND	3	3	11	5	16	1.0	1	0	0	0	0	0.0	0	0
2013 IND	2	2	8	6	14	1.0	1	0	0	0	0	0.0	0	0
2012 GB	2	1	5	4	9	1.0	0	0	0	0	0	0.0	0	0
2011 GB	1	0	3	0	3	0.0	0	0	0	0	0	0.0	0	0
2010 GB	3	3	9	6	15	1.0	0	1	0	0	0	0.0	0	0
2008 MIA	1	0	0	0	0	0.0	0	0	0	0	0	0.0	0	0
TOTAL	12	9	36	21	57	4.0	2	1	0	0	0	0.0	0	0


SPECIAL TEAMS TACKLES: 28 (2011 - 1, 2010 - 4, 2009 - 8, 2008 - 15)
SPECIAL TEAMS FORCED FUMBLES: 1 (2011 - 1)



BJOERN WERNER

92 OUTSIDE LINEBACKER

6-3 255 FLORIDA STATE



NFL Exp: 3 (3rd Year with Colts)

Born: 8/30/90

How Acquired: D1 – 2013 (24th overall)

GP/GS (Postseason): 32/16 (4/2)

CAREER TRANSACTIONS:

- Selected by the Colts in the first round (24th overall) of the 2013 NFL Draft.

2015 (COLTS):

- Saw action at outside linebacker and on special teams in a Week 1 loss at Buffalo (9/13). Finished with one tackle and one special teams stop.
- In a Week 2 loss against the New York Jets (9/21), competed at strongside linebacker, but did not register a tackle.
- Finished with one tackle in a Week 3 victory at Tennessee (9/27) and made a pivotal stop on the Titans two-point conversion attempt with 47 seconds left in the fourth quarter.
- In a Week 4 win against Jacksonville (10/4), compiled two tackles, one tackle for loss and one special teams stop.
- Was listed as inactive for a Week 5 victory at Houston (10/8).

2014 (COLTS):

- Started all 15 games he competed in and posted 51 tackles (38 solo), 4.0 sacks, one forced fumble, one fumble recovery and two passes defended. Started two postseason contests and was inactive for the AFC Championship Game. Totaled one tackle.
- Made his second career start at outside linebacker in the team's regular season opener at Denver (9/7). Finished the contest with four tackles (two solo).
- Started at RUSH linebacker in a Week 5 win against Baltimore (10/5) and registered six tackles (four solo), 2.0 sacks for a loss of 15 yards and one pass defended. It was his first career multiple-sack game. The first sack came in the first quarter when he brought down Joe Flacco for a seven-yard loss. The sack led to a Ravens punt. Added his second sack when he dropped Flacco for an eight-yard loss on Baltimore's final offensive drive of the game.
- Recorded four tackles, 1.0 sack and one forced fumble starting at RUSH linebacker in a Week 6 victory at Houston (10/9). The sack-forced fumble came on Houston's last drive of the game and was recovered by D'Qwell Jackson. With the turnover, the Colts were able to take a knee and seal the victory. The forced fumble was the first of his career.
- In a Week 7 win against Cincinnati (10/19), started at RUSH linebacker and totaled two tackles, 1.0 sack and three quarterback hurries. Dropped Andy Dalton for a five-yard loss on a third down in the third quarter to force a punt. The sack was his fourth of the season and his fourth in his last three games.
- Compiled three solo tackles and two tackles for loss starting at RUSH linebacker in a Week 9 victory at the New York Giants (11/3). Was part of a defense that limited the Giants to 89 rushing yards.
- Started at RUSH linebacker in a Week 12 win against Jacksonville (11/23) and posted five tackles and one tackle for loss. Was part of a defense that limited the Jaguars to 194 net yards.
- Started at RUSH linebacker in a Week 15 victory against Houston (12/14) and totaled six tackles, two tackles for loss and one fumble recovery. Posted his first career fumble recovery in the second quarter on a botched Texans handoff. The Colts scored a touchdown on their ensuing offensive possession to take a 14-7 lead.
- In at Week 16 loss at Dallas (12/21), started at RUSH linebacker and tallied four tackles, two tackles for loss and one pass defended.
- Made his first career postseason start at RUSH linebacker in an AFC Wild Card Playoff win against Cincinnati (1/4/15), but did not finish with a tackle.
- In the team's AFC Divisional Playoff victory at Denver (1/11/15), started at RUSH linebacker and logged one tackle. Was part of a defense that held the Broncos to 288 net yards.
- Listed as inactive for the team's AFC Championship Game loss at New England (1/18/15).

QUICK HITS

Werner was a German exchange student who played only two years of high school football in the United States, attending Salisbury (Conn.) High School. He returned to Germany and played at home for the Berlin Adler club team as a junior before returning to Salisbury for his senior season as a tight end and defensive end. As a senior at Florida State, he was named the ACC's Defensive Player of the Year.

2013 (COLTS):

- Played in 13 games (one start) and totaled 15 tackles (13 solo), 2.5 sacks and three passes defended.
- Competed in his first career NFL contest at linebacker and on special teams in the Colts regular season opener against Oakland (9/8). Finished the contest with one special teams tackle.
- Against Miami (9/15) in Week 2, registered three tackles (two solo) and split the team's first sack of the game with Pat Angerer when the two brought down Ryan Tannehill for an eight-yard loss in the second quarter. The sack came on a third down and forced a Dolphins punt. The half sack for Werner was the first of his NFL career.
- Saw action at outside linebacker in a Week 10 loss against St. Louis (11/10) and posted two solo stops.
- In a Week 11 victory at Tennessee (11/14), saw action at outside linebacker, but did not record a tackle.
- Started his first career game at outside linebacker in a Week 12 loss at Arizona. Contributed with one tackle and one pass defended.
- Finished with three tackles in a Week 13 victory against Tennessee (12/1), seeing action at outside linebacker.
- Participated at linebacker and on special teams during a Week 14 loss at Cincinnati (12/8). Recorded one tackle and one pass defended while adding one special teams stop.
- In a Week 15 victory against Houston (12/15), recorded three tackles and added the team's fourth sack of the game which was also the first full sack of his career.
- Tallied one tackle and 1.0 sack in a Week 16 victory at Kansas City (12/22).
- Competed in his first career postseason contest during the team's AFC Wild Card Playoff victory against Kansas City (1/4/14). Did not finish with a tackle in the game.
- During the team's AFC Divisional Playoff loss at New England (1/11/14), finished with two solo tackles.

COLLEGE:

- Unanimous All-America first-team selection as a junior in 2012 (*The NFL Draft Report*, Walter Camp, Football Writers Association, The Associated Press, American Football Coaches Association, Florida Athletic Coaches Association, *Sporting News*, *CBS Sports*, *Athlon* and *Pro Football Weekly*).
- Named the ACC's Defensive Player of the Year and earned All-ACC

SINGLE-GAME HIGHS

Tackles: 6, two times (Last vs. HOU 12/14/14)
Sacks: 2.0 vs. BAL (10/5/14)
FF: 1 at HOU (10/9/14)
FR: 1 vs. HOU (12/14/14)
INT: 0
PD: 1, five times (Last: at DAL 12/21/14)

first-team honors in 2012.

- Started each of his final 27 games at Florida State, appearing in a total of 41 contests.
- Recorded 99 tackles (63 solo), 23.5 sacks, 35.0 stops for loss, three forced fumbles and three fumble recoveries, including a 25-yard return for a touchdown. Also intercepted one pass and deflected 17 others.
- His 23.5 sacks ranked eighth among active NCAA Football Bowl Subdivision performers and tied Jamal Reynolds (1997-2000) for fourth on the school career-record chart behind Reinard Wilson (35.5; 1993-96), Peter Boulware (34.0; 1994-96) and Ron Simmons (25.0; 1977-1980).
- Finished ninth in school history with 35.0 tackles for loss.

PERSONAL:

- Was a German exchange student who played only two years of high school football in the United States, attending Salisbury (Conn.) High School.
- Rated a four-star prospect by *Scout.com* and received a three-star ranking from *Rivals.com*, which regarded him as the sixth-best overall prospect in the state of Connecticut.
- Rated the 24th-best defensive end prospect according to *ESPN.com*.
- As a sophomore, recorded 54 tackles, including 24 for loss, 12.0 sacks and two fumble recoveries in eight games.
- Returned to Germany and played at home for the Berlin Adler club team as a junior.
- Came back to Salisbury for his senior season as a tight end and defensive end and posted 57 tackles with 3.0 sacks, four forced fumbles, a fumble recovery, four passes defended and two blocked field goals.
- Also caught 10 passes for 98 yards from the tight end position in 2009.
- Hosted a youth football camp in Germany.
- Volunteered at several functions, including the team's Cold Feet Warm Shoes event, Horseshoe Helpings, Second Helpings and the IndyHumane Visit.
- Served as a host for a holiday gift giving event assisting Trinity House.
- Participated in the Colts Rookie Community Blitz at Chase Legacy Center.
- Visited patients at Simon Cancer Center.
- Volunteered at the Kids Against Hunger Million Meal Marathon event.
- Along with the Colts defensive line, provided pizza, cookies, apparel and a room renovation at Trinity House.
- Majored in business at Florida State.
- Married to his wife, Denise.
- A native of Berlin, Germany.



GETTING TO KNOW BJOERN WERNER

Favorite team and/or athlete outside of football: German National Team (soccer)

Hobbies outside of football: Golf and playing FIFA

Favorite food: Schnitzel

2015 GAME-BY-GAME STATISTICS

Date/Opp.	GP	GS	Solo	Asst.	Total	Sacks	PD	FF	FR	INT	Yds	Avg.	LG	TD
9/13 @ BUF	1	0	0	1	1	0.0	0	0	0	0	0	0.0	0	0
9/21 vs. NYJ	1	0	0	0	0	0.0	0	0	0	0	0	0.0	0	0
9/27 @ TEN	1	0	1	0	1	0.0	0	0	0	0	0	0.0	0	0
10/4 vs. JAX	1	0	2	0	2	0.0	0	0	0	0	0	0.0	0	0
10/8 @ HOU	INACTIVE													
10/18 vs. NE														
10/25 vs. NO														
11/2 @ CAR														
11/8 vs. DEN														
11/22 @ ATL														
11/29 vs. TB														
12/6 @ PIT														
12/13 @ JAX														
12/20 vs. HOU														
12/27 @ MIA														
1/3 vs. TEN														
2015 TOTALS	4	0	3	1	4	0.0	0	0	0	0	0	0.0	0	0

CAREER REGULAR SEASON STATISTICS

Year	GP	GS	Solo	Asst.	Total	Sacks	PD	FF	FR	INT	Yds	Avg.	LG	TD
2015 IND	4	0	3	1	4	0.0	0	0	0	0	0	0.0	0	0
2014 IND	15	15	38	13	51	4.0	2	1	1	0	0	0.0	0	0
2013 IND	13	1	13	2	15	2.5	3	0	0	0	0	0.0	0	0
TOTAL	32	16	54	16	70	6.5	5	1	1	0	0	0.0	0	0

CAREER POSTSEASON STATISTICS

Year	GP	GS	Solo	Asst.	Total	Sacks	PD	FF	FR	INT	Yds	Avg.	LG	TD
2014 IND	2	2	1	0	1	0.0	0	0	0	0	0	0.0	0	0
2013 IND	2	0	2	0	2	0.0	0	0	0	0	0	0.0	0	0
TOTAL	4	2	3	0	3	0.0	0	0	0	0	0	0.0	0	0

SPECIAL TEAMS TACKLES: 5 (2015 - 2, 2013 - 3)



GRIFF WHALEN

17 WIDE RECEIVER

5-11 190 STANFORD



NFL Exp: 4 (4th Year with Colts)

How Acquired: FA – 2012

Born: 3/1/90

GP/GS (Postseason): 24/3 (2/1)

CAREER TRANSACTIONS:

- Signed to the Colts practice squad on November 25, 2014
- Waived by the Colts on November 22, 2014.
- Signed to the Colts active roster from the practice squad on December 14, 2013.
- Signed to the Colts practice squad on November 20, 2013.
- Waived by the Colts on November 19, 2013.
- Signed to the Colts active roster from the practice squad on October 28, 2013.
- Signed to the Colts practice squad on October 1, 2013.
- Waived by the Colts on September 30, 2013.
- Signed by the Colts as an undrafted free agent on April 30, 2012.

2015 (COLTS):

- Saw action at wide receiver and punt returner in a Week 1 loss at Buffalo (9/13). Fair caught his lone punt return of the game.
- In a Week 2 loss against the New York Jets (9/21), fielded three punt returns with fair catches.
- Served as the team's punt returner in a Week 3 victory at Tennessee (9/27) and made four fair catches.
- In a Week 4 win against Jacksonville (10/4), caught one pass for 16 yards, returned two punts for 16 yards and tallied two kickoff returns for 60 yards.
- Returned two kickoffs for 74 yards and returned two punts for 16 yards in a Week 5 victory at Houston (10/8). Posted a 50-yard kickoff return to open the third quarter, which was the longest for the team this season. The return led to an eventual Frank Gore touchdown and a 20-10 lead.

2014 (COLTS):

- Competed in 10 games and caught two passes for 23 yards with a long catch of 18 yards. Returned 26 punts for 187 yards (7.2 avg.) and returned 15 kickoffs for 379 yards (25.3 avg.).
- Served as the team's punt returner for the regular season opener at Denver (9/7) in addition to seeing time at receiver. Returned five punts for 24 yards (4.8 avg.).
- In a Week 2 contest against Philadelphia (9/15), compiled four punt returns for 44 yards (11.0 avg.) with a long return of 22 yards.
- In a Week 4 win against Tennessee (9/28), contributed with four punt returns for 14 yards, adding two kickoff returns for 61 yards and a long return of 32 yards. Also recovered an onside kick in the first quarter, which led to a Colts touchdown on the ensuing possession.
- In a Week 7 victory against Cincinnati (10/19), returned two punts for 13 yards and one kickoff for 27 yards. Also tallied one tackle on special teams. Set the franchise record for the most fair catches in a single game with six.
- Caught two passes for 23 yards with a long reception of 18 yards in a Week 8 loss at Pittsburgh (10/26). Returned one punt for 16 yards and added five kickoff returns for a 24.4 average.
- Listed as inactive for the team's AFC Championship Game loss at New England (1/18/15).

2013 (COLTS):

- Participated in nine games (three starts) and compiled 24 receptions for 259 yards and two touchdowns. Also returned eight punts for 104 yards (13.0 avg.) and one kickoff for 22 yards.
- Played in his first career NFL contest in the team's regular season opener against Oakland (9/8). Did not record a reception, but participated on special teams.
- Caught his first two career passes for 28 yards, adding a long reception of 22 yards against Miami (9/15). Also participated on special teams and tallied one tackle.
- Saw action in his first contest since being signed from the practice squad on October 28 and recorded three receptions for 32 yards and a long catch of 17 yards in a win at Houston (11/3). Made a crucial

reception on third down during the team's game-winning touchdown drive in the fourth quarter.

- In a Week 15 victory against Houston (12/15), started his first career game at wide receiver and made four catches for 45 yards and one touchdown. His touchdown marked the team's first on the opening offensive drive of a game dating back to Week 3 at San Francisco. It was also the team's first touchdown in the opening half of play dating back to Week 7 against Denver. Also returned punts for the first time in his career and finished with three returns for a 22.3 average. Brought one punt back for 51 yards in the third quarter, which was the longest for the Colts during the season.
- Led the team in receiving and established new career highs in receptions (seven) and yards (80) in a Week 16 victory at Kansas City (12/22). Contributed with four punt returns for 32 yards.
- Started at wide receiver in a Week 17 victory against Jacksonville (12/29). Logged four receptions for 32 yards and one touchdown while contributing with one punt return for five yards. Notched the team's third touchdown of the game on the opening offensive possession of the third quarter to give the Colts a 27-3 lead.
- Started his first career postseason contest at wide receiver and finished with two catches for 26 yards in the Colts AFC Wild Card Playoff victory against Kansas City (1/4/14). Also added two fair catches serving as the team's punt returner.
- Compiled five receptions for 67 yards in the team's AFC Divisional Playoff loss at New England (1/11/14). Also contributed with two punt returns for six yards and one kickoff return for 16 yards.

2012 (COLTS):

- Played in two preseason games before being placed on Injured Reserve on August 27, 2012.

COLLEGE:

- Finished his Stanford career with 1,058 receiving yards (13.2 avg.) and five touchdowns.
- In 2011, led the Cardinal in receiving yardage (749) and recorded four touchdowns.
- Was a finalist for the Burlsworth Trophy, awarded to the top player in college football who began his career as a walk-on.
- Established career highs with nine receptions and 107 yards in his 2011 performance against Oregon.
- Made the team as a walk-on and was one-of-eight true freshmen to see action in 2008.

PERSONAL:

- Attended Southview High School in Sylvania, Ohio, and was a three-year letterwinner.
- Earned All-State Division II honorable mention accolades as a senior.
- Was a First Team All-*Toledo Blade* choice as a defensive back in 2007 and landed second-team all-conference honors as a quarterback his junior and senior seasons.
- Finished his prep career with 97 tackles, 11 interceptions and three



SINGLE-GAME HIGHS

Rec:	7 at KC (12/22/13)
Yards:	80 at KC (12/22/13)
TDs:	1, two times (Last: vs. JAX 12/29/13)
LG:	25 vs. STL (11/10/13)
Rush:	0
Yards:	0
TDs:	0
LG:	0

- forced fumbles. Also threw for 1,381 yards and 32 touchdowns.
- Was a special guest at the United Cerebral Palsy Association of Greater Indiana Annual Golf Outing.
- Participated in the Colts Pamper Her Pink event by having lunch with breast cancer survivors and women currently battling the disease.
- Helped fit 450 children with properly fitting shoes and hats for winter as part of the Eighth annual Cold Feet, Warm Shoes event.
- Participated in the Colts QB Shopping event with Shepherd Community Center as a volunteer shopper.
- As a part of the Colts Community Ticket Block program, joined 2012 rookie teammates in donating 10 tickets per game to youth organizations.
- Was a participant in a Colts Play 60 Challenge event.
- A native of Sylvania, Ohio.

GETTING TO KNOW GRIFF WHALEN

Favorite team and/or athlete outside of football: Tiger Woods, Charlie Kimball and the U.S. Men’s National Soccer Team
Hobbies outside of football: Golfing and traveling
What is something interesting about you that most people may not know: I eat a 100 percent plant-based diet
Favorite food: Indian
Favorite vacation spot: Europe
If you could have lunch with three people, living or dead, who would they be: Michael Jordan, Leonardo da Vinci and Bruce Wayne



2015 GAME-BY-GAME STATISTICS

Date/Opp.	RECEIVING						RUSHING					
	GP	GS	No.	Yards	Avg.	LG	TD	No.	Yards	Avg.	LG	TD
9/13 @ BUF	1	0	0	0	0.0	0	0	0	0	0.0	0	0
9/21 vs. NYJ	1	0	0	0	0.0	0	0	0	0	0.0	0	0
9/27 @ TEN	1	0	0	0	0.0	0	0	0	0	0.0	0	0
10/4 vs. JAX	1	0	1	16	16.0	16	0	0	0	0.0	0	0
10/8 @ HOU	1	0	0	0	0.0	0	0	0	0	0.0	0	0
10/18 vs. NE												
10/25 vs. NO												
11/2 @ CAR												
11/8 vs. DEN												
11/22 @ ATL												
11/29 vs. TB												
12/6 @ PIT												
12/13 @ JAX												
12/20 vs. HOU												
12/27 @ MIA												
1/3 vs. TEN												
2015 TOTALS	5	0	1	16	0.0	16	0	0	0	0.0	0	0

CAREER REGULAR SEASON STATISTICS

Year	RECEIVING						RUSHING					
	GP	GS	No.	Yards	Avg.	LG	TD	No.	Yards	Avg.	LG	TD
2015 IND	5	0	1	16	0.0	16	0	0	0	0.0	0	0
2014 IND	10	0	2	23	0.0	18	0	0	0	0.0	0	0
2013 IND	9	3	24	259	10.8	25	2	0	0	0.0	0	0
2012 IND	INJURED RESERVE											
TOTAL	24	3	27	298	11.0	25	2	0	0	0.0	0	0

CAREER REGULAR SEASON RETURN STATISTICS

Year	GP	GS	PR	FC	Yards	Avg.	LG	TD	KR	Yards	Avg.	LG	TD
2015 IND	5	0	4	14	32	8.0	13	0	4	134	33.5	50	0
2014 IND	10	0	26	17	187	7.2	22	0	15	379	25.3	32	0
2013 IND	9	3	8	7	104	13.0	51	0	1	22	22.0	22	0
TOTAL	24	3	38	38	323	8.5	51	0	20	535	26.8	50	0

CAREER POSTSEASON STATISTICS

Year	RECEIVING						RUSHING					
	GP	GS	No.	Yards	Avg.	LG	TD	No.	Yards	Avg.	LG	TD
2014 IND	PRACTICE SQUAD/INACTIVE											
2013 IND	2	1	7	93	13.3	22	0	0	0	0.0	0	0
2012 IND	INJURED RESERVE											
TOTAL	2	1	7	93	13.3	22	0	0	0	0.0	0	0

CAREER POSTSEASON RETURN STATISTICS

Year	GP	GS	PR	FC	Yards	Avg.	LG	TD	KR	Yards	Avg.	LG	TD
2013 IND	2	1	2	3	6	3.0	9	0	1	16	16.0	16	0
TOTAL	2	1	2	3	6	3.0	9	0	1	16	16.0	16	0

SPECIAL TEAMS TACKLES: 3 (2014 - 1, 2013 - 2)


ADDITIONAL STATISTICS: Recovered an onside kick vs. Tennessee (9/28/14).



BILLY WINN

99 DEFENSIVE TACKLE

6-4 300 BOISE STATE



NFL Exp: 4 (1st Year with Colts)
How Acquired: T – 2015 (CLE)

Born: 4/15/89
GP/GS (Postseason): 44/18 (0/0)

CAREER TRANSACTIONS:

- Acquired by the Colts in a trade with the Cleveland Browns in exchange for a conditional late-round 2017 NFL Draft pick on September 11, 2015.
- Selected by the Browns in the sixth round (205th overall) of the 2012 NFL Draft.

2015 (COLTS):

- Was listed as inactive for the team's Week 1 loss at Buffalo (9/13).
- In his first career game with the Colts, finished with three tackles in a Week 2 loss against the New York Jets (9/21).
- Participated on defense and special teams and finished with one tackle for loss in a Week 3 victory at Tennessee (9/27).
- In a Week 4 win against Jacksonville (10/4), competed on defense and special teams, but did not register a tackle.
- Compiled two solo tackles in a Week 5 victory at Houston (10/8) and also competed on special teams.

2014 (BROWNS):

- Played in 13 games (five starts) and recorded a single-season career-high 31 tackles (17 solo), one interception, one forced fumble and a blocked field goal.
- He blocked a 31-yard field goal attempt on the game's opening drive against Tampa Bay (11/2).
- Tallied his second career interception off Cam Newton at Carolina (12/21). The interception led to a field goal on the Browns ensuing possession.

2013 (BROWNS):

- Played in 11 games (three starts), posting 30 tackles (21 solo), 2.0 sacks and a forced fumble. Served as a fullback in various goalline situations.
- Recorded two tackles and 1.0 sack at Minnesota (9/22).
- Registered a tackle for loss against Baltimore (11/3) and saw action at fullback on a third-and-1 play in the fourth quarter.
- Recorded a tackle for loss against Jacksonville (12/1). Also played fullback and served as the lead blocker on Willis McGahee's one-yard touchdown run.
- Posted a team-best four quarterback hurries at New England (12/8).
- Forced his first career fumble against Chicago (12/15), which T.J. Ward returned 43 yards for a touchdown. Also notched one tackle and one quarterback hurry in the game.

2012 (COLTS):

- Played in all 16 games (10 starts), finishing his rookie season with 26 tackles (19 solo), 1.0 sack, one interception and two fumble recoveries.
- Tied for second among NFL rookies in fumble recoveries, trailing only Carolina's Luke Kuechly (three).
- Was the only NFL rookie defensive lineman to record an interception in 2012.
- Notched his first career fumble recovery and returned it 35 yards against Cincinnati (10/14).
- Registered his first career sack on Phillip Rivers against San Diego (10/28).
- Recorded his first career interception against Pittsburgh (11/25). It was one of eight turnovers forced by Cleveland in the game.

COLLEGE:

- Started 41-of-53 games in four years (2008-2011) at Boise State.
- Totaled 131 career tackles, 15.5 sacks, four fumble recoveries and one forced fumble.
- As a senior, notched 33 tackles, 3.0 sacks and one fumble recovery.
- Had 28 tackles (11 solo), 4.5 sacks and 9.5 tackles for loss his junior season in 2010.
- In 2009, had 44 tackles (18 solo), 6.0 sacks, 12.5 tackles for loss

and three passes defended en route to earning Second Team All-WAC honors.

- Had 26 tackles (15 solo), 2.5 sacks, 5.5 tackles for loss and forced one fumble as a true freshman in 2008.

PERSONAL:

- Attended Las Vegas (Nev.) High School where he was named an all-state first-team choice as a senior after recording 18.0 sacks, three forced fumbles and two fumble recoveries.
- Played in the East-West All-American Bowl following his senior season.
- Also lettered in wrestling and track.
- Finished his junior year on the wrestling mat with a record of 32-4.
- Threw shot, discus and ran an 11.86 100-meter dash in track.
- Set the record at the Vegas Open weightlifting competition with a power clean of 335 pounds.
- Was one of the most active players in the Browns community, volunteering his time for several initiatives including school visits, military appreciation and hospital visits.
- Majored in journalism at Boise State.
- A native of Las Vegas, Nev.



SINGLE-GAME HIGHS

Tackles: 5, three times (Last at BUF 11/30/14)

Sacks: 1, three times (Last at PIT 12/29/13)

FF: 1, two times (Last: vs. CIN 12/14/14)

FR: 1, two times (Last: vs. SD 10/28/12)

INT: 1, two times (Last: at CAR 12/21/14)

PD: 2 vs. BUF (9/23/12)



GETTING TO KNOW BILLY WINN

Favorite team and/or athlete outside of football: Shaun White
Favorite musician and/or song: Blake Shelton - "Who Are You When I'm Not Looking"
Hobbies outside of football: Skateboarding, golf, marksmanship
What is something interesting about you that most people may not know: I wrestled for six years, skateboarded for 10 years and didn't play football until high school.
Favorite food: Italian
Favorite vacation spot: Nashville
If you could have lunch with three people, living or dead, who would they be: Eminem, Robin Williams, Charlize Theron
Favorite movie: *Pineapple Express*
What's the one thing you couldn't live without: Water

2015 GAME-BY-GAME STATISTICS

Date/Opp.	GP	GS	Solo	Asst.	Total	Sacks	PD	FF	FR	INT	Yds	Avg.	LG	TD
9/13 @ BUF														
9/21 vs. NYJ	1	0	0	3	3	0.0	0	0	0	0	0	0.0	0	0
9/27 @ TEN	1	0	1	0	1	0.0	0	0	0	0	0	0.0	0	0
10/4 vs. JAX	1	0	0	0	0	0.0	0	0	0	0	0	0.0	0	0
10/8 @ HOU	1	0	2	0	2	0.0	0	0	0	0	0	0.0	0	0
10/18 vs. NE														
10/25 vs. NO														
11/2 @ CAR														
11/8 vs. DEN														
11/22 @ ATL														
11/29 vs. TB														
12/6 @ PIT														
12/13 @ JAX														
12/20 vs. HOU														
12/27 @ MIA														
1/3 vs. TEN														
2015 TOTALS	4	0	3	3	6	0.0	0	0	0	0	0	0.0	0	0

CAREER REGULAR SEASON STATISTICS

Year	GP	GS	Solo	Asst.	Total	Sacks	PD	FF	FR	INT	Yds	Avg.	LG	TD
2015 IND	4	0	3	3	6	0.0	0	0	0	0	0	0.0	0	0
2014 CLE	13	5	17	14	31	0.0	2	1	0	1	0	0.0	0	0
2013 CLE	11	3	18	3	21	2.0	0	1	0	0	0	0.0	0	0
2012 CLE	16	10	19	7	26	1.0	3	0	2	1	0	0.0	0	0
TOTAL	44	18	57	27	84	3.0	5	2	2	2	0	0.0	0	0



GAME 1

SEPTEMBER 13, 2015

RALPH WILSON STADIUM, ORCHARD PARK, NY

14-27



The Colts fell to the Buffalo Bills in the regular season opener, 27-14. Buffalo scored on its final three possessions of the first half to take a 17-0 halftime lead. After the Bills scored a touchdown on their first possession of the second half, Indianapolis earned its first points of the season on a two-yard touchdown pass from Andrew Luck to Donte Moncrief. Luck and Coby Fleener then connected on the subsequent two-point conversion to make it a two-score game. Following two defensive stands, Indianapolis fumbled a punt return, which Buffalo then converted into a field goal. On the ensuing possession for the Colts, Luck marched the offense down the field on a nine-play, 80-yard drive capped off by a six-yard touchdown reception by Dwayne Allen to make it 27-14. Luck finished the contest with 243 yards, two touchdowns and two interceptions and became the third fastest quarterback to reach 13,000 career passing yards. Wide receiver T.Y. Hilton led the team with seven receptions for 88 yards while running back Frank Gore totaled 31 yards on eight rushes in his Colts debut. Defensively, Henry Anderson tied for the team lead with nine stops (eight solo) and three tackles for loss. D'Qwell Jackson also posted nine tackles.

SCORING SUMMARY

	1	2	3	4	OT	Total
Colts	0	0	8	6	0	14
Bills	7	10	7	3	0	27

SCORING DRIVES

TEAM	QTR	TIME	SCORING PLAY	IND	BUF
Bills	1	0:00	Harvin 51 yd. pass from Taylor (Carpenter kick)	0	7
Bills	2	7:49	Carpenter 41 yd. field goal	0	10
Bills	2	0:20	Ka. Williams 26 yd. run (Carpenter kick)	0	17
Bills	3	9:34	Dixon 1 yd. run (Carpenter kick)	0	24
Colts	3	0:54	Moncrief 2 yd. pass from Luck (Coby Fleener two-point reception)	8	24
Bills	4	8:14	Carpenter 45 yd. field goal	8	27
Colts	4	5:56	Allen 6 yd. pass from Luck (two-point pass failed)	14	27

TEAM STATISTICS

	Colts	Bills
Total Net Yards	304	342
Net Yards Rushing	64	147
Net Yards Passing	240	195
Total First Downs	23	15
Third Down Efficiency	8-15-53%	5-13-38%
Penalties	5-49	11-113
Fumbles (Number and Lost)	2-1	2-0
Field Goals (Made and Attempted)	0-1	2-2
Red Zone Efficiency	2-2-100%	1-1-100%
Time of Possession	29:04	30:56

STARTERS

COLTS			BILLS		
WR Johnson	DE	Langford	WR Watkins	LDE	M. Williams
LT Castonzo	NT	Parry	WR Taylor	DT	K. Williams
LG Louis	DT	Anderson	LT Glenn	DT	Bryant
C Holmes	SLB	Walden	LG Incognito	RDE	Hughes
RG Herremans	MIKE	Jackson	C Wood	SLB	Lawson
RT Mewhort	WILL	Freeman	RG Miller	MLB	Brown
TE Allen	RUSH	Cole	RT Henderson	WLB	Bradham
WR Hilton	LCB	Butler	TE Clay	LCB	Darby
WR Moncrief	SS	Adams	WR Harvin	DS	Graham
QB Luck	FS	Lowery	QB Cassel	DS	A. Williams
RB Gore	RCB	Davis	RB McCoy	RCB	Gilmore

WEEK 1 AT BUFFALO GAME NOTES

- The Indianapolis Colts lost its regular season opener to the Buffalo Bills by a 27-14 margin at Ralph Wilson Stadium. Following the loss, the Bills improved their all-time series record to 36-31-1 against the Colts.
- The Colts scored their first points of the season on their first possession of the second half when quarterback Andrew Luck found Donte Moncrief for a two-yard touchdown. Following a two-point conversion from tight end Coby Fleener the score cut Buffalo's lead to 24-8. The touchdown from Moncrief was the fourth of his career and his first since a victory against Washington last year. With the score, Luck has thrown at least one touchdown pass in every season opener of his career.
- Tight end Dwayne Allen was on the receiving end of Luck's second touchdown, a six-yard score with 5:56 remaining in the fourth quarter. Following a missed two-point conversion, the Colts trailed 27-14. The touchdown is the 13th of Allen's career and his third in as many season openers.
- Quarterback Andrew Luck completed 26-of-49 passes for 243 yards, two touchdowns and two interceptions for a 63.6 passer rating. With 243 passing yards, he reached 13,000 for his career becoming the third fastest quarterback to reach that plateau. Only Kurt Warner and Matthew Stafford (46 games) reached the mark faster.
- Running back Frank Gore finished his Colts debut with eight carries for 31 yards (3.9 avg.). He continued his league-leading streak of consecutive games started by a running back (active players) to 61.
- Wide receiver T.Y. Hilton led the team with seven catches for 88 yards and a long reception of 30 yards. His reception and receiving yardage totals were his best for a season opening game in his career (five receptions for 41 yards at Denver in 2014).
- Wide receiver Donte Moncrief totaled six receptions for 46 yards and one touchdown. His six catches were one short of tying his single-game career-best (seven at Pittsburgh on Oct. 26, 2014).
- Wide receiver Andre Johnson finished with four catches for 24 yards in his Colts debut, which was also his 170th career start.
- Tight end Dwayne Allen caught three passes for 17 yards and one touchdown. The touchdown was the 13th of his career and his third in as many season openers.
- Henry Anderson made his first career start at defensive tackle and tied for the team lead with nine stops (eight solo) and three tackles for loss. D'Qwell Jackson also posted nine tackles while adding one tackle for loss.

- Darius Butler started at left cornerback and posted eight tackles and one forced fumble.

- Defensive end Kendall Langford compiled three tackles and two tackles for loss in his Colts debut. He competed in his 113th consecutive regular season game, which is the most among any active defensive lineman in the league.

- Punter Pat McAfee finished the game with four punts for 177 yards (44.3 avg.). With 177 punting yards, he reached 20,000 for his career.

- Tackle Anthony Castonzo started his 57th consecutive game, which ranks fifth among active offensive tackles in the NFL.

2015 GAME SUMMARIES



GAME 2

SEPTEMBER 21, 2015

LUCAS OIL STADIUM, INDIANAPOLIS, IN

7-20



Indianapolis lost to the New York Jets by a 20-7 margin in the regular season home opener at Lucas Oil Stadium and fell to 0-2 on the year. The Colts fell behind 10-0 at halftime following a six-yard touchdown reception from Eric Decker and a 35-yard field goal from Nick Folk. Indianapolis was able to orchestrate a six-play drive in the first quarter, however Adam Vinatieri missed a 29-yard field goal, which held the offense scoreless through two quarters. The Colts struck first in the second half when Andrew Luck found Donte Moncrief for a 26-yard touchdown in the fourth quarter. On the play, Moncrief topped 100 receiving yards for the third time in his career and finished the game with seven receptions for 122 yards and a score. The Jets responded on their ensuing drive with a 15-yard touchdown from Brandon Marshall, which subsequently put the game out of reach. Defensively, Jerrell Freeman led Indianapolis with 10 tackles. Mike Adams contributed with four stops and intercepted a Ryan Fitzpatrick pass in the end zone to stall a potential Jets touchdown. Robert Mathis made his regular season debut and saw his first action since an AFC Divisional Playoff loss at New England on Jan. 11, 2014. He finished with one tackle and a quarterback hit.

SCORING SUMMARY

	1	2	3	4	OT	Total
Jets	7	3	0	10	0	20
Colts	0	0	0	7	0	7

SCORING DRIVES

TEAM	QTR	TIME	SCORING PLAY	NYJ	IND
Jets	1	6:44	Decker 6 yd. pass from Fitzpatrick (Folk kick)	7	0
Jets	2	1:51	Folk 35 yd. field goal	10	0
Colts	4	10:07	Moncrief 26 yd. pass from Luck (Vinatieri kick)	10	7
Jets	4	6:20	Marshall 15 yd. pass from Fitzpatrick (Folk kick)	17	7
Jets	4	0:57	Folk 46 yd. field goal	20	7

TEAM STATISTICS

	Jets	Colts
Total Net Yards	344	343
Net Yards Rushing	101	93
Net Yards Passing	243	250
Total First Downs	20	17
Third Down Efficiency	4-12-33%	6-14-43%
Penalties	8-90	11-84
Fumbles (Number and Lost)	1-0	2-2
Field Goals (Made and Attempted)	2-3	0-1
Red Zone Efficiency	2-3-67%	0-2-0%
Time of Possession	31:48	28:12

STARTERS

COLTS				JETS			
WR	Johnson	DE	Langford	WR	Marshall	DE	Wilkerson
LT	Castonzo	NT	Parry	LT	Ferguson	NT	Harrison
LG	Louis	DT	Anderson	LG	Carpenter	DE	Williams
C	Holmes	SLB	Walden	C	Mangold	OLB	Coples
RG	Herremans	MIKE	Jackson	RG	Colon	ILB	Davis
RT	Mewhort	WILL	Freeman	RT	Giacomini	ILB	Harris
TE	Allen	RUSH	Cole	WR	Owusu	OLB	Pace
WR	Hilton	LCB	Brown	WR	Decker	CB	Cromartie
QB	Luck	SS	Adams	QB	Fitzpatrick	CB	Revis
TE	Fleener	FS	Lowery	FB	Bohanon	SS	Pryor
RB	Gore	RCB	Davis	RB	Ivory	FS	Gilchrist

WEEK 2 VS. NEW YORK JETS GAME NOTES

- The Indianapolis Colts lost to the New York Jets by a 20-7 margin in the regular season home opener and fell to 0-2 on the year.
- The loss marked only the second time under Head Coach Chuck Pagano (2012-15), the Colts were defeated in back-to-back games. Indianapolis has recorded a 14-2 record in regular season games immediately following a loss over the last four seasons.
- Quarterback Andrew Luck completed 21-of-37 passes for 250 yards, one touchdown and three interceptions for a 52.8 passer rating. Luck's lone touchdown of the game came in the fourth quarter when he found wide receiver Donte Moncrief for a 26-yard score. The touchdown cut New York's lead to 10-7. With 21 completions, he tied Johnny Unitas for the second-most 20-plus completion games in Colts history.
- Wide receiver Donte Moncrief tallied seven catches for 122 yards and one touchdown. His seven catches tied his career-high, which he originally set on Oct. 26, 2014 at Pittsburgh. His receiving yardage total was the second-most for a single game in his career. Moncrief tallied the team's first points of the game following a 26-yard touchdown reception to cut New York's lead to 10-7. On the play, he topped 100 receiving yards for the third time of his career. The touchdown marked the first time Moncrief scored at least one touchdown in back-to-back games.
- Running back Frank Gore led the team in rushing with 15 carries for 57 yards (3.8 avg.). He continued his streak of consecutive games started among active running backs to 62. With 61 scrimmage yards (57 rushing, four receiving), he topped 14,000 for his career.
- Safety Mike Adams totaled four tackles, one interception and one pass defended. Adams notched Indianapolis' first interception of the season when he picked off Ryan Fitzpatrick in the end zone to stall a potential touchdown. It was his 19th career interception and his sixth as a member of the Colts.
- Defensive tackle Henry Anderson finished the game with five tackles, 1.0 sack and 2.0 tackles for loss. On New York's third possession of the game Anderson logged his first career sack for a one-yard loss, which forced an eventual Jets punt.
- Inside linebacker Jerrell Freeman led the team with 10 tackles (three solo). D'Qwell Jackson contributed with nine stops and one forced fumble.
- Outside linebacker Robert Mathis made his regular season debut and played in his first game dating back to a divisional playoff loss at New England on Jan. 11, 2014. Mathis finished the game with one tackle and one quarterback hurry.
- With Adam Vinatieri's extra point in the fourth quarter, he passed Mike Vanderjagt for the most extra point attempts in Colts history. He continues his streak of 197 consecutive extra points made dating back to 2010.
- Punter Pat McAfee finished with three punts for a 49.7 average and net with a long kick of 57 yards and one punt pinned inside the 20-yard line.



GAME 3 SEPTEMBER 27, 2015 NISSAN STADIUM, NASHVILLE, TN

35-33



The Indianapolis Colts erased a 13-point fourth quarter deficit to earn its first victory of the season, 35-33, at Nissan Stadium. The Colts led 14-0 into the second quarter following Frank Gore's first rushing touchdown as a member of the Colts and an interception return for a touchdown by Dwight Lowery. Indianapolis then allowed 27 unanswered points, which included Marcus Mariota's two passing touchdowns and Antonio Andrews' eight-yard rushing touchdown. Finding themselves pinned at their own two-yard line into the fourth quarter, Andrew Luck led the offense on a 12-play, 98-yard scoring drive that resulted in Phillip Dorsett's first career receiving touchdown. On the ensuing Titans possession, Lowery picked off Mariota for his second interception of the game, which set up Donte Moncrief's 11-yard touchdown to give the Colts a 28-27 lead with 5:53 remaining. Following a defensive stand, Frank Gore tallied his second touchdown to give the Colts an eight-point lead. Tennessee drove 80 yards on nine plays and scored a touchdown, but a failed two point conversion was the difference. Luck threw for 260 yards and two touchdowns in the win while Gore led the team with 86 yards and two touchdowns. Defensively, Dwight Lowery grabbed two interceptions with one returned for a touchdown and the team finished with 3.0 sacks.

SCORING SUMMARY

	1	2	3	4	OT	Total
Colts	7	7	0	21	0	35
Titans	0	10	17	6	0	33

SCORING DRIVES

TEAM	QTR	TIME	SCORING PLAY	IND	TEN
Colts	1	5:42	Gore 1 yd. run (Vinatieri kick)	7	0
Colts	2	12:59	Lowery 69 yd. interception return (Vinatieri kick)	14	0
Titans	2	8:29	Succop 38 yd. field goal	14	3
Titans	2	0:19	Wright 7 yd. pass from Mariota (Succop kick)	14	10
Titans	3	9:51	Andrews 8 yd. run (Succop kick)	14	17
Titans	3	9:36	Green-Beckham 3 yd. pass from Mariota	14	24
Titans	3	3:04	Succop 21 yd. field goal	14	27
Colts	4	6:49	Dorsett 35 yd. pass from Luck (Vinatieri kick)	21	27
Colts	4	5:53	Moncrief 11 yd. pass from Luck (Vinatieri kick)	28	27
Colts	4	2:51	Gore 6 yd. run (Vinatieri kick)	35	27
Titans	4	0:47	Fowler 1 yd. run (two-point run failed)	35	33

TEAM STATISTICS

	Colts	Titans
Total Net Yards	378	433
Net Yards Rushing	133	88
Net Yards Passing	245	345
Total First Downs	20	28
Third Down Efficiency	4-11-36%	4-13-31%
Penalties	11-71	6-55
Fumbles (Number and Lost)	1-0	0-0
Field Goals (Made and Attempted)	0-0	2-2
Red Zone Efficiency	3-3-100%	4-6-67%
Time of Possession	25:01	34:59

STARTERS

COLTS				TITANS			
WR	Johnson	DE	Langford	WR	Douglas	DE	Jones
LT	Castonzo	NT	Parry	TE	Walker	NT	Woods
LG	Mewhort	DT	Anderson	LT	Lewan	DT	Casey
C	Holmes	SLB	Walden	LG	Bell	OLB	Morgan
RG	Thornton	MIKE	Jackson	C	Schwenke	ILB	Brown
RT	Reitz	WILL	Freeman	RG	Meredith	ILB	Williamson
WR	Hilton	RUSH	Newsome	RT	Poutasi	OLB	Orakpo
QB	Luck	LCB	Brown	TE	Stevens	CB	Cox
TE	Fleener	SS	Adams	WR	Wright	SS	Searcy
RB	Gore	FS	Lowery	QB	Mariota	FS	Griffin
WR	Moncrief	RCB	Davis	RB	McCluster	CB	Sensabaugh

WEEK 3 AT TENNESSEE TITANS GAME NOTES

- The Indianapolis Colts erased a 27-14 fourth quarter deficit and went on to win its first game of the season, defeating the Tennessee Titans by a 35-33 margin at Nissan Stadium. The Colts won their eighth consecutive contest against the Titans dating back to 2011 and claimed their 13th victory in the last 14 meetings between the two teams dating back to 2008. Indianapolis improved its all-time series record against Tennessee to 28-13. The game also marked the fourth consecutive road victory for the Colts in Nashville, Tenn. as Indianapolis improved its all-time road record against the Titans to 12-7.
- Under Head Coach Chuck Pagano (2012-15), the Colts have recorded a 15-2 record in regular season games immediately following a loss. Following the win against the Titans, the Colts improved their 2015 record to 1-1.
- The win improved Indianapolis' consecutive victory streak within the AFC South Division to 14 games, which is currently the longest active streak in the NFL. The streak continues a team record, which was set at the conclusion of the 2014 campaign. The previous best was 12, which was set from Nov. 14, 2004 – Oct. 8, 2006.
- The Colts have closed out games strong under Head Coach Chuck Pagano (2012-15), posting a league-leading 20-4 (.833) record in games decided by one possession-or-less during that span.
- Quarterback Andrew Luck completed 18-of-30 passes for 260 yards, two touchdowns and two interceptions for an 82.6 passer rating. The game marked Luck's 13th career fourth quarter or overtime game-winning drive. Luck's two touchdowns marked his 30th career game with multiple touchdown passes. He completed 9-of-11 passes for 121 yards and two touchdowns in the fourth quarter.
- Running back Frank Gore led the team in rushing with 14 carries for 86 yards and two touchdowns. He continued his streak of consecutive games started among active running backs to 63. Gore scored his first touchdown in a Colts uniform when he found the end zone on a one-yard run in the first quarter to give Indianapolis a 7-0 lead. It was the first regular season rushing touchdown from a Colts running back dating back to a Week 13 victory against Washington in 2014. He added the game-winning six-yard touchdown with 2:51 remaining in the fourth quarter. It was Gore's 11th career multiple touchdown game and his first two-touchdown game since Week 8 of the 2013 season against Jacksonville. It also marked the first time since 2013 that a Colts running back tallied two rushing touchdowns in a single game. Gore finished with 86 rushing yards, which is the highest total for a Colts running back in a game since Daniel Herron's 88 yards against the Washington Redskins on Nov. 30, 2014. With 86 rushing yards, he passed O.J. Simpson (11,236) for the 19th-most rushing yards in NFL history.
- Wide receiver Donte Moncrief caught four passes for 32 yards and one touchdown. Following Dwight Lowery's second interception of the game, Andrew Luck found Moncrief for an 11-yard touchdown at the 5:53 mark in the fourth quarter to give Indianapolis a 28-27 lead. It was the third touchdown for Moncrief this season as he has scored in every game thus far.
- Wide receiver Phillip Dorsett caught two passes for 43 yards and one touchdown. Dorsett caught his first career NFL touchdown on a 35-yard pass from Andrew Luck in the fourth quarter.
- Safety Dwight Lowery totaled two tackles, two interceptions (one returned for a touchdown) and two passes defended. His second quarter interception returned for a score was the third of his career and his first since 2010. The score gave the Colts a 14-0 lead. Lowery added his second interception of the game in the fourth quarter, giving the Colts possession at the Titans 11-yard line. The multiple interception game is the first of his career and the first for the Colts dating back to Nov. 16, 2014 (Mike Adams, 2 vs. New England).
- Outside linebacker Robert Mathis finished with one tackle and 1.0 sack. With 1.0 sack, Mathis passed former teammate Dwight Freney for the 20th-most in NFL history.
- Kicker Adam Vinatieri converted 5-of-5 extra points against the Titans. With five points, Vinatieri passed Jason Hanson (2,150) for the third-most points scored in NFL history. With his first extra point of the game in the first quarter, he passed Mike Vanderjagt for the most extra points made in Colts history. Vinatieri finished the game with five bringing his career total to 349. Vinatieri now has a streak of 202 consecutive extra points made dating back to 2010.
- Punter Pat McAfee totaled five punts for a 49.8 average with a long kick of 54 yards and one punt pinned inside the 20-yard line. McAfee also contributed with six kickoff touchbacks and converted a fake punt into a first down.



GAME 4 OCTOBER 4, 2015 LUCAS OIL STADIUM, INDIANAPOLIS, IN

16-13 OT



WEEK 4 VS. JACKSONVILLE JAGUARS GAME NOTES

The Indianapolis Colts evened their record to 2-2 following a 16-13 overtime victory against the Jacksonville Jaguars at Lucas Oil Stadium. The win improved Indianapolis' consecutive victory streak within the AFC South Division to 15 games, which tied the NFL record. Jacksonville took a 10-3 lead in the second quarter following an eight-yard touchdown reception from Allen Hurns. The Colts responded on their next drive when quarterback Matt Hasselbeck found Coby Fleener for a two-yard touchdown reception with 6:04 left in the first half. Indianapolis' defense held the Jaguars scoreless in the second half and following an Adam Vinatieri 32-yard field goal in the fourth quarter to tie the contest, the game went to overtime after Jacksonville kicker Jason Myers missed a 53-yard field goal. Myers had a chance to redeem himself in overtime to win the game, but a 48-yard field goal sailed wide left. On the ensuing Colts possession, Matt Hasselbeck drove the team 53 yards in six plays, setting up Vinatieri's game-winning 27-yard field goal. Hasselbeck made his first start at quarterback dating back to November 4, 2012 and completed 30-of-47 passes for 282 yards and one touchdown for an 87.4 passer rating. Vinatieri converted all three of his field goals and one extra point for 10 points against Jacksonville. He became the franchise's all-time leading scorer and became the first player in NFL history to top 1,000 career points with two different teams.

SCORING SUMMARY

	1	2	3	4	OT	Total
Jaguars	3	10	0	0	0	13
Colts	3	7	0	3	3	16

SCORING DRIVES

TEAM	QTR	TIME	SCORING PLAY	JAX	IND
Colts	1	4:59	Vinatieri 54 yd. field goal	0	3
Jaguars	1	2:49	Myers 20 yd. field goal	3	3
Jaguars	2	11:37	Hurns 8 yd. pass from Bortles (Myers kick)	10	3
Colts	2	6:04	Fleener 2 yd. pass from Hasselbeck (Vinatieri kick)	10	10
Jaguars	2	0:04	Myers 32 yd. field goal	13	10
Colts	4	12:28	Vinatieri 32 yd. field goal	13	13
Colts	OT	4:36	Vinatieri 27 yd. field goal	13	16

TEAM STATISTICS

	Jaguars	Colts
Total Net Yards	431	326
Net Yards Rushing	142	60
Net Yards Passing	289	266
Total First Downs	21	22
Third Down Efficiency	7-18-39%	7-15-47%
Penalties	13-92	4-45
Fumbles (Number and Lost)	3-0	3-2
Field Goals (Made and Attempted)	2-4	3-3
Red Zone Efficiency	1-3-33%	1-4-25%
Time of Possession	36:11	34:13

STARTERS

COLTS			JAGUARS		
WR Johnson	DE	Langford	WR Robinson	LEO	Clemons
LT Castonzo	NT	Parry	TE Harbor	DT	Alualu
LG Mewhort	DT	Anderson	LT Joeckel	DT	Miller
C Holmes	SLB	Walden	LG Beadles	DE	Odrick
RG Thornton	MIKE	Jackson	C Wisniewski	WLB	Smith
RT Reitz	WILL	Freeman	RG Cann	MLB	Posluszny
WR Moncrief	RUSH	Cole	RT Parnell	CB	McCray
WR Hilton	LCB	Brown	TE Lewis	LCB	House
QB Hasselbeck	SS	Adams	WR Hurns	FS	Sample
TE Fleener	FS	Lowery	QB Bortles	SS	Cyprien
RB Gore	RCB	Davis	RB Yeldon	RCB	Colvin

- The Indianapolis Colts evened their record to 2-2 following a 16-13 overtime victory against the Jacksonville Jaguars at Lucas Oil Stadium. With the win, the Colts improved their all-time record against the Jaguars to 21-8 and 11-4 at home. It was also the sixth consecutive victory for Indianapolis over Jacksonville. The Colts have won their last two overtime games (10/28/12 at Tennessee) and improved their home overtime record to 8-9.
- The win improved Indianapolis' consecutive victory streak within the AFC South Division to 15 games, which ties the NFL record and is currently the longest active streak in the league. The streak continues a team record, which was set at the conclusion of the 2014 campaign. The previous best was 12, which was set from Nov. 14, 2004 – Oct. 8, 2006.
- The Colts have closed out games strong under Head Coach Chuck Pagano (2012-15), posting a league-leading 21-4 (.840) record in games decided by one possession-or-less during that span.
- Quarterback Matt Hasselbeck made his first start at quarterback dating back to November 4, 2012 and completed 30-of-47 passes for 282 yards and one touchdown for an 87.4 passer rating. It was his first win as a starter dating back to Oct. 21, 2012 at Buffalo. With 282 passing yards, he reached 35,000 for his career. With 47 attempts, Hasselbeck passed Jim Hart for the 19th-most in NFL history. His 47 attempts tied for the seventh-most in a single game in his career and his 30 completions tied the fourth-most in a single game during his NFL tenure.
- Running back Frank Gore totaled 17 carries for 53 yards and added five receptions for 34 yards. He continued his streak of consecutive games started among active running backs to 64. Gore recorded a 22-yard rush in overtime to set up Adam Vinatieri's game-winning field goal.
- Tight end Coby Fleener caught a career-high nine passes for 83 yards and one touchdown with a long catch of 28 yards. His two-yard touchdown in the second quarter tied the score at 10-10. It was Fleener's first touchdown catch of the season and the 15th of his career.
- Wide receiver T.Y. Hilton contributed with seven receptions for 67 yards and a long catch of 17 yards while Donte Moncrief totaled six catches for 75 yards.
- Inside linebacker D'Qwell Jackson posted a team-leading 17 tackles (10 solo) and one tackle for loss.
- Cornerback Darius Butler logged nine tackles and one forced fumble. It was the fifth forced fumble of his career and his second this season.
- Defensive end Kendall Langford totaled two tackles, 1.0 sack and one pass defended. He recorded his first sack as a member of the Colts and career sack number 16.5 in the second quarter when he dropped Blake Bortles for a nine-yard loss. The sack led to a punt.
- Kicker Adam Vinatieri converted 3-of-3 field goals and one PAT against the Jaguars for 10 points. Vinatieri's 27-yard field goal in overtime was his 25th career game-winning field goal. He tied the record for most overtime field goals made in NFL history with nine. On the kick, he also surpassed Mike Vanderjagt for the most field goals made in Colts history. He converted a 54-yard field goal in the first quarter to give the Colts a 3-0 lead. The field goal tied the third-longest for Vinatieri in the regular season and was his longest since Nov. 10, 2002 at Chicago (57 yards). On the kick he tied Matt Prater, Ryan Longwell, Mason Crosby and Rob Bironas (24) for the 12th-most field goals made from 50-plus yards in NFL history. Following the 54-yard conversion, Vinatieri passed Mike Vanderjagt for the most points scored in Colts history. He also passed John Carney (478) for the fourth-most field goals made in NFL history. Vinatieri tied the game with a 32-yard field goal in the fourth quarter and became the first player in NFL history to eclipse 1,000 points with two different teams (New England). He is also one of only two players in league annals to record 800-or-more points with two different teams. Vinatieri now has a streak of 203 consecutive extra points made dating back to 2010.
- Punter Pat McAfee tallied six punts for a 47.8 average (45.0 net), pinned two punts inside the 20-yard line and registered a long kick of 57 yards.



GAME 5 OCTOBER 8, 2015 NRG STADIUM, HOUSTON, TX

27-20



The Indianapolis Colts set an NFL record for the longest winning streak against one division, earning their 16th consecutive victory over an AFC South opponent as they defeated the Houston Texans, 27-20, on Thursday Night Football at NRG Stadium. Quarterback Matt Hasselbeck started his second consecutive game and threw for 213 yards and two scores, becoming the first 40-year-old quarterback to throw two touchdowns in a game since Mark Brunell in 2010. The Colts jumped out to a 13-0 lead in the first half following a pair of Adam Vinatieri field goals and Andre Johnson's first touchdown of the season. The Texans responded with a field goal and a Hail Mary touchdown reception from Jaelen Strong as time expired in the second quarter to cut Indianapolis' halftime lead to 13-10. The Colts regained a 10-point lead on their first drive of the second half when running back Frank Gore found the end zone from three yards out. Strong brought Houston back within three points following his 11-yard touchdown reception at the end of the third quarter. For the second time in the game, the Colts scored following a Texans touchdown. Johnson caught his second touchdown pass of the game at the 10:28 mark in the fourth quarter, which proved to be the game-winner. Johnson finished with six receptions for 77 yards and two scores while Gore racked up 98 yards on 22 carries with one touchdown. Defensively, safety Mike Adams contributed with two interceptions, including one on Houston's final drive of the game to stall a potential comeback.

SCORING SUMMARY

	1	2	3	4	OT	Total
Colts	10	3	7	7	0	27
Texans	0	10	7	3	0	20

SCORING DRIVES

TEAM	QTR	TIME	SCORING PLAY	IND	HOU
Colts	1	6:28	Vinatieri 48 yd. field goal	3	0
Colts	1	1:22	Johnson 4 yd. pass from Hasselbeck (Vinatieri kick)	10	0
Colts	2	7:37	Vinatieri 42 yd. field goal	13	0
Texans	2	2:08	Novak 36 yd. field goal	13	3
Texans	2	0:00	Strong 42 yd. pass from Hoyer (Novak kick)	13	10
Colts	3	13:02	Gore 3 yd. run (Vinatieri kick)	20	10
Texans	3	4:03	Strong 11 yd. pass from Hoyer (Novak kick)	20	17
Colts	4	10:28	Johnson 2 yd. pass from Hasselbeck (Vinatieri kick)	27	17
Texans	4	6:07	Novak 49 yd. field goal	27	20

TEAM STATISTICS

	Colts	Texans
Total Net Yards	323	444
Net Yards Rushing	110	82
Net Yards Passing	213	362
Total First Downs	22	24
Third Down Efficiency	3-11-27%	8-16-50%
Penalties	7-65	13-125
Fumbles (Number and Lost)	0-0	0-0
Field Goals (Made and Attempted)	2-2	2-2
Red Zone Efficiency	3-4-75%	1-3-33%
Time of Possession	27:33	32:27

STARTERS

COLTS				TEXANS			
WR	Johnson	DE	Langford	WR	Watkins	RDE	Watt
LT	Castonzo	NT	Parry	LT	Taylor	NT	Wilfork
LG	Mewhort	DT	Anderson	LG	Glenn	LDE	Crick
C	Holmes	SLB	Walden	C	Incognito	DB	Bouye
RG	Thornton	MIKE	Jackson	RG	Wood	MIKE	Cushing
RT	Reitz	WILL	Irving	RT	Miller	WILL	Tuggle
WR	Moncrief	RUSH	Cole	TE	Henderson	JACK	Clowney
WR	Hilton	LCB	Toler	WR	Clay	SS	Johnson
QB	Hasselbeck	SS	Adams	QB	Harvin	RCB	Joseph
TE	Allen	FS	Lowery	T	Cassel	FS	Moore
RB	Gore	RCB	Davis	RB	McCoy	LCB	Jackson

WEEK 5 AT HOUSTON GAME NOTES

- The Indianapolis Colts improved to 3-2 on the year following a 27-20 victory against the Houston Texans at NRG Stadium. With the victory, the Colts improved their all-time record against the Texans to 23-4 and 10-4 on the road. Indianapolis has also won the last six meetings against Houston dating back to 2012.

- The win improved Indianapolis' consecutive victory streak within the AFC South Division to 16 games, which set a new NFL record and is currently the longest active streak in the league.

- The Colts have closed out games strong under Head Coach Chuck Pagano (2012-15), posting a league-leading 22-4 (.846) record in games decided by one possession-or-less during that span.

- Quarterback Matt Hasselbeck completed 18-of-29 passes for 213 yards, two touchdowns, no interceptions and a 107.4 passer rating. The win marked the first time Hasselbeck won back-to-back games as a starter dating back to Oct. 11, 2012 – Oct. 21, 2012. Both of his touchdown passes came to Andre Johnson. The first was a four-yard pass in the first quarter to give the Colts a 10-0 lead. The second came on a two-yard pass in the fourth quarter to give Indianapolis a 27-17 advantage. Johnson became the 44th different player Hasselbeck has thrown a touchdown to in his career. He became the first 40-year-old quarterback with two passing touchdowns in a game since Mark Brunell in Week 17 of 2010 with the New York Jets. With 18 completions, Hasselbeck passed Dave Krieg (3,105) for the 19th-most completions in NFL history.

- Running back Frank Gore totaled 22 carries for 98 yards (4.5 avg.) and one touchdown. He tallied his third touchdown of the season on a three-yard rush on the team's opening offensive possession of the second half. With 98 yards, he passed John Riggins (11,352) and Steven Jackson (11,388) for the 17th and 18th-most rushing yards in NFL history. Gore's 98 yards were the most for the Colts in a game dating back to Dec. 16, 2012 (Vick Ballard, 105 vs. Houston). With 22 carries, Gore topped 2,500 rushes for his career.

- Wide receiver Andre Johnson finished with six catches for 77 yards and two touchdowns in his first game against his old team. With six receptions, Johnson passed Isaac Bruce for the eighth-most catches in NFL history. Johnson caught two touchdown receptions, marking the 11th multiple-touchdown game of his career. The last time he caught two touchdown passes came on Nov. 10, 2013 at Arizona.

- Wide receiver T.Y. Hilton caught five passes for 88 yards. Hilton caught a 43-yard pass on a third down with 1:37 remaining in the game to extend the drive and allow Matt Hasselbeck to take a knee for the win.

- Safety Mike Adams compiled four tackles, two interceptions and two passes defended. He notched his second interception of the season when he picked off Houston quarterback Ryan Mallett at the 8:33 mark in the first quarter. The interception led to an Adam Vinatieri 48-yard field goal. Adams' second interception came on a third down at the two-minute mark in the fourth quarter. The pick gave the Colts possession that they would not relinquish, ending the game six plays later. It was the fourth multiple-interception game of Adams' career and the first since 2014 when he accomplished the feat on two occasions. He currently leads the Colts and ranks second in the NFL with three interceptions, trailing Josh Norman of the Carolina Panthers (four).

- Inside linebacker D'Qwell Jackson led the team with 11 tackles (eight solo) while Greg Toler followed with eight solo stops.

- Outside linebacker Erik Walden totaled three tackles and 1.0 sack. The sack was his first of the season and came in the first quarter.

- Kicker Adam Vinatieri converted 2-of-2 field goal attempts and three PATs for nine points against the Texans. He appeared in his 295th career regular season game, which ties Darrell Green for the 12th-most all-time in NFL history. Vinatieri added his first field goal of the game from 48 yards in the first quarter to give the Colts a 3-0 lead. He split the uprights from 42 yards in the second quarter to increase the lead to 13-0. Vinatieri now has a streak of 206 consecutive extra points made dating back to 2010.

- Punter Pat McAfee totaled three punts for a 49.0 average, including two pinned inside the 20-yard line and a long kick of 53 yards. He also added six kickoff touchbacks appearing in his 100th career game.

- Wide receiver Griff Whalen returned two kickoffs for 74 yards and returned two punts for 16 yards. He posted a 50-yard kickoff return to open the third quarter, which was the longest for the team this season. The return led to an eventual Frank Gore touchdown and a 20-10 lead.

INDIVIDUAL RECORDS

National Football League records are indicated by an asterisk. Since the Colts joined the NFL in 1953, the league has increased the number of games played each season from 12 in 1953 to the current 16 in 1978.

Here are the dates that the league increased the number of games played each season:

1953-1960: 12 games 1961-1977: 14 games 1978-2015: 16 games

Note: The 1982 NFL regular season was reduced from 16 games to nine games because of a players' strike. The 1987 season was 15 games due to a players' strike.

• SERVICE •

MOST SEASONS

17	John Unitas, 1956-72
14	Reggie Wayne, 2001-14
14	Peyton Manning, 1998-11
13	Raymond Berry, 1955-67
13	Eugene Daniel, 1984-96
13	Ray Donaldson, 1980-92
13	Marvin Harrison, 1996-08
13	David Lee, 1966-78
13	Gino Marchetti, 1953-64, 66
13	Rohn Stark, 1982-94
13	Dick Szymanski, 1955, 57-68
13	Jeff Saturday, 1999-11

MOST GAMES PLAYED

211	Reggie Wayne, 2001-14
208	Peyton Manning, 1998-10
206	John Unitas, 1956-72
198	Eugene Daniel, 1984-96
197	Rohn Stark, 1982-94
197	Jeff Saturday, 1999-11
192	Justin Snow, 2000-11
190	Marvin Harrison, 1996-08
188	David Lee, 1966-78

MOST CONSECUTIVE GAMES PLAYED

208	Peyton Manning, 1998-10
192	Justin Snow, 2000-11
189	Reggie Wayne, 2001-13
160	Hunter Smith, 1999-08
155	Jerry Logan, 1963-72

• SCORING •

MOST POINTS (CAREER)

1,013	Adam Vinatieri, 2006-15
995	Mike Vanderjagt, 1998-05
783	Dean Biasucci, 1984, 86-94
778	Marvin Harrison, 1996-08
678	Lenny Moore, 1956-67
586	Lou Michaels, 1964-69
498	Reggie Wayne, 2001-14
458	Edgerrin James, 1999-05
408	Raymond Berry, 1955-67
394	Toni Linhart, 1974-79

MOST POINTS (SEASON)

157	Mike Vanderjagt, 2003
145	Mike Vanderjagt, 1999
140	Adam Vinatieri, 2014
139	Adam Vinatieri, 2013
135	Cary Blanchard, 1996
129	Adam Vinatieri, 2010
125	Mike Vanderjagt, 2001
121	Mike Vanderjagt, 2000
121	Mike Vanderjagt, 2005
120	Lenny Moore, 1964
119	Mike Vanderjagt, 2004
118	Adam Vinatieri, 2007
117	Cary Blanchard, 1997
115	Adam Vinatieri, 2012
114	Dean Biasucci, 1988
113	Adam Vinatieri, 2006
112	Raul Allegre, 1983
110	Edgerrin James, 2000

MOST POINTS (SEASON) cont...

109	Toni Linhart, 1976
106	Lou Michaels, 1967
104	Jim Martin, 1963
104	Lou Michaels, 1964
104	Mike Vanderjagt, 1998
103	Mike Vanderjagt, 2002
103	Adam Vinatieri, 2008
102	Lou Michaels, 1968
102	Edgerrin James, 1999
101	Lou Michaels, 1965

MOST POINTS (ROOKIE)

112	Raul Allegre, 1983
102	Edgerrin James, 1999
93	Jim O'Brien, 1970
78	Curtis Dickey, 1980
72	Marshall Faulk, 1994

MOST POINTS (GAME)

24	Lenny Moore vs. Chi, Oct. 4, 1958
24	Lenny Moore vs. LA Rams, Oct. 16, 1960
24	Lenny Moore vs. Min, Oct. 1, 1961
24	Lydell Mitchell vs. Buf, Oct. 12, 1975
24	Eric Dickerson vs. Den, Oct. 31, 1988
24	Joseph Addai vs. Phil, Nov. 26, 2006
20	Reggie Wayne at Den, Oct. 29, 2006

MOST POINTS (ROOKIE-GAME)

24	Joseph Addai vs. Phil, Nov. 26, 2006
18	Billy Vessels vs. LA Rams, Nov. 25, 1965
18	Marshall Faulk vs. Hou, Sept. 4, 1994
18	Marvin Harrison at K.C., Dec. 15, 1996
18	Edgerrin James at Phil, Nov. 21, 1999
18	Edgerrin James at Cle, Dec. 26, 1999
16	Raul Allegre at Phil, Oct. 30, 1983

MOST CONSECUTIVE GAMES SCORING

130	Adam Vinatieri, G1-2006/G16-2014
118	Mike Vanderjagt, G10-1998/G16-2005
58	Lou Michaels, G13-1965/G14-1969
55	Steve Myhra, G8-1957/G14-1961
55	Dean Biasucci, G11-1987/G2-1991
44	Toni Linhart, G13-1974/G14-1977
44	Cary Blanchard, G5-1995/G16-1997
28	Jim O'Brien, G1-1970/G14-1971
27	Raul Allegre, G6-1984/G16-1985
26	Dean Biasucci, G2-5-84, G1-86/G9-87
21	Steve Mike-Mayer, G12-1979/G16-1980

MOST CONSECUTIVE GAMES SCORING (ROOKIE)

14	Jim O'Brien, G1-14, 1970
11	Raul Allegre, G1-11, 1983
10	Buck McPhail, G1-10, 1953
7	Curtis Dickey, G7-13, 1980
5	Alan Ameche, G1-5, 1955
5	Steve Myhra, G8-12, 1957

MOST SEASONS LEADING TEAM

9	Dean Biasucci, 1986-94
8	Mike Vanderjagt, 1998-05
8	Adam Vinatieri, 2006-08, 10-14
5	Lenny Moore, 1956-58, 60, 64
4	Lou Michaels, 1965-68
4	Toni Linhart, 1974, 76-78

MOST CONSECUTIVE SEASONS LEADING TEAM

9	Dean Biasucci, 1986-94
8	Mike Vanderjagt, 1998-05
5	Adam Vinatieri, 2010-14
4	Lou Michaels, 1965-68
3	Lenny Moore, 1956-58
3	Jim O'Brien, 1970-72
3	Toni Linhart, 1976-78
3	Raul Allegre, 1983-85
3	Adam Vinatieri, 2006-08

MOST KICK-SCORING POINTS (GAME)

18	Lou Michaels vs. S.F., Sept. 25, 1966
17	Lou Michaels vs. StL., Oct. 12, 1964
17	Cary Blanchard at Buf, Sept. 21, 1997
17	Mike Vanderjagt vs. Den, Jan. 6, 2002
17	Mike Vanderjagt at Ten, Dec. 7, 2003
16	Lou Michaels at Chi, Nov. 8, 1964
16	Toni Linhart vs. Buf, Dec. 12, 1965
16	Raul Allegre at Phil, Oct. 30, 1983
16	Dean Biasucci at Mia, Nov. 15, 1987
16	Mike Vanderjagt vs. Balt, Oct. 13, 2002
16	Adam Vinatieri vs. Ten, Dec. 1, 2013
16	Adam Vinatieri at NYG, Nov. 3, 2014
15	(6 times) Last: Adam Vinatieri vs. Hou, Nov. 16, 2008

MOST NON KICK-SCORING POINTS (SEASON)

120	Lenny Moore, 1964
110	Edgerrin James, 2000
102	Edgerrin James, 1999
92	Joseph Addai, 2007
90	Lenny Moore, 1961
90	Lydell Mitchell, 1975
90	Eric Dickerson, 1988
90	Marvin Harrison, 2001
90	Marvin Harrison, 2004

MOST SEASONS 100+ POINTS

8	Mike Vanderjagt, 1998-05
7	Adam Vinatieri, 2006-08, 10, 12-14
4	Lou Michaels, 1964-65, 67-68
2	Cary Blanchard, 1996-97
2	Edgerrin James, 1999-00
1	Allegre/Biasucci/Linhart/Martin/Moore

MOST CONSECUTIVE SEASONS 100+ POINTS

8	Mike Vanderjagt, 1998-05
3	Adam Vinatieri, 2006-08
3	Adam Vinatieri, 2012-14
2	Lou Michaels, 1964-65, 67-68
2	Cary Blanchard, 1996-97
2	Edgerrin James, 1999-00

• TOUCHDOWNS •

MOST (CAREER)

128	Marvin Harrison, 1996-08
113	Lenny Moore, 1956-67
82	Reggie Wayne, 2001-14
75	Edgerrin James, 1999-05
68	Raymond Berry, 1955-67
58	Don McCauley, 1971-81
57	Tom Matte, 1961-72

MOST (CAREER) cont...

51	Marshall Faulk, 1994-98
50	Jimmy Orr, 1961-70
48	Joseph Addai, 2006-11

MOST (SEASON)

20	Lenny Moore, 1964
18	Edgerrin James, 2000
17	Edgerrin James, 1999
15	Lenny Moore, 1961
15	Lydell Mitchell, 1975
15	Eric Dickerson, 1988
15	Marvin Harrison, 2001
15	Marvin Harrison, 2004
15	Joseph Addai, 2007

MOST (ROOKIE)

17	Edgerrin James, 1999
13	Curtis Dickey, 1980
12	Marshall Faulk, 1994
10	Dominic Rhodes, 2001
9	(3 times) Last: Rodney Culver, 1992

MOST (GAME)

4	Lenny Moore vs. Chi, Oct. 4, 1958
4	Lenny Moore vs. LA Rams, Oct. 16, 1960
4	Lenny Moore vs. Min, Oct. 1, 1961
4	Lydell Mitchell vs. Buf, Oct. 12, 1975
4	Eric Dickerson vs. Den, Oct. 31, 1988
4	Joseph Addai vs. Phil, Nov. 26, 2006
3	(40 times) Last: Dallas Clark vs. Den, Dec. 13, 2009

MOST (ROOKIE-GAME)

4	Joseph Addai vs. Phil, Nov. 26, 2006
3	Billy Vessels vs. LA Rams, Nov. 25, 1956
3	Marshall Faulk vs. Hou, Sept. 4, 1994
3	Marvin Harrison at K.C., Dec. 15, 1996
3	Edgerrin James at Phil, Nov. 21, 1999
3	Edgerrin James at Cle, Dec. 26, 1999
2	(30 times) Last: Donte Moncrief vs. Was, Nov. 30, 2014

MOST CONSECUTIVE GAMES**SCORING TD**

18	Lenny Moore, G7-9-1963, G1-1964/G1-1965
11	Lydell Mitchell, G6-1975/G2-1976
8	Edgerrin James, G3-10, 2005
7	Raymond Berry, G8-1959/G2-1960
7	Curtis Dickey, G7-13, 1980
6	Lenny Moore, G9-1957/G2-1958
6	Lenny Moore, G6-11, 1961
6	Tom Matte, G2-7, 1969
5	(10 times) Last: Reggie Wayne, G3-7, 2009

MOST CONSECUTIVE GAMES**SCORING TD (ROOKIE)**

7	Curtis Dickey, G7-13, 1980
5	Alan Ameche, G1-5, 1955
4	Lenny Moore, G3-6, 1956
4	Marshall Faulk, G8-11, 1994
4	James Mungro, G11-14, 2002
3	(5 times) Last: Austin Collie, G12-14, 2009

MOST SEASONS LEADING TEAM

6	Lenny Moore, 1956-58, 60-61, 64
5	Marvin Harrison, 1996, 01-02, 04, 06
4	Marshall Faulk, 1994-95, 97-98
4	Edgerrin James, 1999-00, 03, 05
3	Tom Matte, 1967-69
3	Curtis Dickey, 1980-81, 83

MOST CONSECUTIVE SEASONS**LEADING TEAM**

3	Lenny Moore, 1956-58
---	----------------------

MOST CONSECUTIVE SEASONS**LEADING TEAM cont...**

3	Tom Matte, 1967-69
2	(10 times) Last: Marvin Harrison, 2001-02

MOST 10+ TD SEASONS

8	Marvin Harrison, 1999-06
5	Lenny Moore, 1957-58, 60-61, 64
4	Edgerrin James, 1999-00, 03, 05
3	Tom Matte, 1967-69
3	Marshall Faulk, 1994-95, 98
3	Reggie Wayne, 2004, 07, 09
2	Addai/Berry/Clark/Dickey/McCauley/Orr
1	Bulaich/Carr/Dickey/Mitchell/Rhodes/Stokley

MOST CONSECUTIVE 10+ TD SEASONS

8	Marvin Harrison, 1999-06
3	Tom Matte, 1967-69
2	Lenny Moore, 1957-58, 60-61
2	Raymond Berry, 1959-60
2	Don McCauley, 1975-76
2	Curtis Dickey, 1980-81
2	Marshall Faulk, 1994-95
2	Edgerrin James, 1999-00

• POINTS AFTER TOUCHDOWN •**MOST ATTEMPTS (CAREER)**

356	Adam Vinatieri, 2006-15
346	Mike Vanderjagt, 1998-05
270	Lou Michaels, 1964-69
261	Dean Biasucci, 1984, 86-94
195	Toni Linhart, 1974-79
189	Steve Myhra, 1957-61
98	Jim O'Brien, 1970-72
77	Raul Allegre, 1983-85
75	Steve Mike-Mayer, 1979-80
73	Cary Blanchard, 1995-97

MOST ATTEMPTS (SEASON)

60	Mike Vanderjagt, 2004
54	Lou Michaels, 1964
52	Toni Linhart, 1975
52	Mike Vanderjagt, 2005
51	Steve Myhra, 1958
51	Steve Myhra, 1959
51	Toni Linhart, 1976
51	Adam Vinatieri, 2007
51	Adam Vinatieri, 2010

MOST ATTEMPTS (ROOKIE)

38	Jim O'Brien, 1970
26	Tom Feamster, 1956
24	George Hunt, 1973
24	Raul Allegre, 1983
23	Buck McPhail, 1953

MOST MADE (CAREER)

353	Adam Vinatieri, 2006-15
344	Mike Vanderjagt, 1998-05
263	Lou Michaels, 1964-69
255	Dean Biasucci, 1984, 86-94
184	Toni Linhart, 1974-79
180	Steve Myhra, 1957-61
95	Jim O'Brien, 1970-72

MOST MADE (SEASON)

59	Mike Vanderjagt, 2004
53	Lou Michaels, 1964
52	Mike Vanderjagt, 2005
51	Toni Linhart, 1975
51	Adam Vinatieri, 2010
50	Steve Myhra, 1959
50	Adam Vinatieri, 2014
49	Toni Linhart, 1976
49	Adam Vinatieri, 2007
48	Steve Myhra, 1958

MOST MADE (SEASON) cont...

48	Lou Michaels, 1965
48	Lou Michaels, 1968

MOST MADE (ROOKIE)

36	Jim O'Brien, 1970
24	Tom Feamster, 1956
22	George Hunt, 1973
22	Raul Allegre, 1983
21	Buck McPhail, 1953

MOST MADE (GAME)

8	Tom Feamster vs. LA Rams, Nov. 5, 1956
8	Steve Myhra vs. G.B., Nov. 2, 1958
7	Steve Myhra vs. Chi, Oct. 4, 1958
7	Lou Michaels vs. Chi, Sept. 27, 1964
7	Lou Michaels at Atl, Nov. 12, 1967
7	Toni Linhart vs. NYJ, Nov. 16, 1975
7	Toni Linhart vs. Buf, Dec. 12, 1976
7	Raul Allegre vs. Buf, Oct. 6, 1985
7	Dean Biasucci vs. Den, Oct. 31, 1988
7	Mike Vanderjagt at N.O., Sept. 28, 2003
7	Mike Vanderjagt vs. Hou, Nov. 14, 2004
7	Adam Vinatieri vs. Was, Nov. 30, 2014

MOST MADE (ROOKIE-GAME)

8	Tom Feamster vs. LA Rams, Nov. 5, 1956
---	--

MOST CONSECUTIVE PATS

206	Adam Vinatieri, 2010-15
149	Mike Vanderjagt, 2001-04
125	Mike Vanderjagt, 1998-01
103	Lou Michaels, 1964-66
97	Adam Vinatieri, 2007-09
77	Dean Biasucci, 1986-88
73	Cary Blanchard, 1995-97
70	Mike Vanderjagt, 2004-05
62	Jim O'Brien, 1971-72
62	Mike Vanderjagt, 2001-02
56	Toni Linhart, 1975-76

HIGHEST PERCENTAGE (CAREER-50 MIN.)

100.0	Cary Blanchard, 1995-97
99.4	Mike Vanderjagt, 1998-05
99.2	Adam Vinatieri, 2006-15
97.7	Dean Biasucci, 1984, 86-94
97.4	Lou Michaels, 1964-69
97.0	Jim O'Brien, 1970-72
95.2	Steve Myhra, 1957-61
94.7	Steve Mike-Mayer, 1979-80
94.4	Toni Linhart, 1974-79
93.5	Raul Allegre, 1983-85

HIGHEST PERCENTAGE (SEASON-20 ATT.)

100.0	Lou Michaels, 1965
100.0	Jim O'Brien, 1972
100.0	Toni Linhart, 1974
100.0	Dean Biasucci (3), 1987, 92, 94
100.0	Cary Blanchard (3), 1995-97
100.0	Mike Vanderjagt (6), 1998-00, 02-03, 05
100.0	Adam Vinatieri (7) 2006, 08, 10, 11, 12, 13, 14
100.0	Matt Stover, 2009

HIGHEST PERCENTAGE (ROOKIE-SEASON-20 ATT.)

94.7	Jim O'Brien, 1970
92.3	Tom Feamster, 1956
91.7	George Hunt, 1973
91.7	Raul Allegre, 1983
91.3	Buck McPhail, 1953

• FIELD GOALS •

MOST ATTEMPTS (CAREER)

257	Adam Vinatieri, 2006-15
250	Dean Biasucci, 1984, 86-94
248	Mike Vanderjagt, 1998-05
197	Lou Michaels, 1964-69
116	Toni Linhart, 1974-79
105	Cary Blanchard, 1995-97
94	Jim O'Brien, 1970-72
91	Steve Myhra, 1957-61
81	Bert Rechichar, 1953-59
79	Raul Allegre, 1983-85

MOST ATTEMPTS (SEASON)

41	Cary Blanchard, 1997
40	Adam Vinatieri, 2013
40	Cary Blanchard, 1996
39	Steve Myhra, 1961
39	Jim Martin, 1963
39	Lou Michaels, 1966
38	Mike Vanderjagt, 1999
37	Lou Michaels, 1967
37	Mike Vanderjagt, 2003
35	Lou Michaels, 1964
35	Raul Allegre, 1983

MOST ATTEMPTS (ROOKIE)

35	Raul Allegre, 1983
34	Jim O'Brien, 1970

MOST ATTEMPTS (GAME)

6	Toni Linhart vs. NYJ, Nov. 28, 1976
6	Raul Allegre at Phil, Oct. 30, 1983
6	Dean Biasucci vs. Mia, Sept. 25, 1988

MOST ATTEMPTS (ROOKIE-GAME)

6	Raul Allegre at Phil, Oct. 30, 1983
5	Jim O'Brien vs. Phil, Dec. 6, 1970
5	Raul Allegre at Den, Nov. 11, 1983
4	(5 times) Last: Raul Allegre vs. Chi, Sept. 25, 1983

MOST (CAREER)

220	Adam Vinatieri, 2006-15
217	Mike Vanderjagt, 1998-05
176	Dean Biasucci, 1984, 86-94
107	Lou Michaels, 1964-69
87	Cary Blanchard, 1995-97
70	Toni Linhart, 1974-79
57	Raul Allegre, 1983-85
52	Jim O'Brien, 1970-72
44	Steve Myhra, 1957-61

MOST (SEASON-16 MIN.)

37	Mike Vanderjagt, 2003
36	Cary Blanchard, 1996
35	Adam Vinatieri, 2013
34	Mike Vanderjagt, 1999
32	Cary Blanchard, 1997
30	Raul Allegre, 1983
30	Adam Vinatieri, 2014
28	Mike Vanderjagt, 2001
27	Mike Vanderjagt, 1998
26	Dean Biasucci, 1993
26	Adam Vinatieri, 2010
26	Adam Vinatieri, 2012
25	Dean Biasucci, 1988
25	Mike Vanderjagt, 2000
25	Adam Vinatieri, 2006

MOST (ROOKIE)

30	Raul Allegre, 1983
19	Jim O'Brien, 1970
16	George Hunt, 1973

MOST (GAME)

5	Lou Michaels vs. S.F., Sept. 25, 1966
5	Raul Allegre at Phil, Oct. 30, 1983
5	Dean Biasucci vs. Mia, Sept. 25, 1988

MOST (GAME) cont...

5	Cary Blanchard at Buf, Sept. 21, 1997
5	Mike Vanderjagt vs. Den, Jan 6, 2002
5	Mike Vanderjagt vs. Balt, Oct. 13, 2002
5	Mike Vanderjagt at Ten, Dec. 7, 2003
5	Adam Vinatieri vs. Ten, Dec. 1, 2013

MOST (ROOKIE-GAME)

5	Raul Allegre at Phil, Oct. 30, 1983
4	Raul Allegre at Den, Dec. 11, 1983
3	Jim O'Brien at S.D., Sept. 20, 1970
3	Jim O'Brien at NYJ, Oct. 18, 1970
3	Jim O'Brien vs. Phil, Dec. 6, 1970
3	George Hunt at N.E., Oct. 7, 1973
3	George Hunt at Det, Oct. 21, 1973
3	Raul Allegre at N.E., Sept. 4, 1983
3	Raul Allegre at Buf, Sept. 18, 1983
3	Raul Allegre vs. Chi, Sept. 25, 1983

HIGHEST PERCENTAGE (CAREER-30 MIN.)

87.5	Mike Vanderjagt, 1998-05
85.6	Adam Vinatieri, 2006-15
82.9	Cary Blanchard, 1995-97
72.2	Raul Allegre, 1983-85
70.4	Dean Biasucci, 1984, 86-94
61.5	Jim Martin, 1963
60.5	Toni Linhart, 1974-79
55.3	Jim O'Brien, 1970-72
54.0	Lou Michaels, 1964-69

HIGHEST PERCENTAGE (SEASON-20 MIN.)

100.0	Mike Vanderjagt, 2003
96.8	Adam Vinatieri, 2014
92.9	Adam Vinatieri, 2010
92.0	Mike Vanderjagt, 2005
90.0	Cary Blanchard, 1996
89.5	Mike Vanderjagt, 1999
89.3	Adam Vinatieri, 2006
88.9	Dean Biasucci, 1987
87.5	Adam Vinatieri, 2013
87.1	Mike Vanderjagt, 1998
85.7	Raul Allegre, 1983
85.2	Adam Vinatieri, 2011
83.9	Dean Biasucci, 1993

HIGHEST PERCENTAGE (ROOKIE-20 MIN.)

85.7	Raul Allegre, 1983
57.1	George Hunt, 1973
55.9	Jim O'Brien, 1970

HIGHEST PERCENTAGE (GAME-5 MIN.)

100.0	Lou Michaels vs. S.F., Sept. 25, 1966
100.0	Cary Blanchard at Buf, Sept. 21, 1997
100.0	Mike Vanderjagt vs. Den, Jan. 6, 2002
100.0	Mike Vanderjagt at Ten, Dec. 7, 2003
100.0	Adam Vinatieri vs. Ten, Dec. 1, 2013

MOST CONSECUTIVE SUCCESSFUL FGS

42	Mike Vanderjagt, G15-16, 2002/G1, 2004
35	Adam Vinatieri, G 14-16, 2013/G1-16, 2014
28	Mike Vanderjagt, G7-16, 1999/G1-2000
17	Adam Vinatieri, G6-16, 2010
16	Mike Vanderjagt, G2-11, 2000
16	Mike Vanderjagt, G6-15, 2005
15	Adam Vinatieri, G1-2, 6-8, 2006
13	Cary Blanchard, G8-12, 1996
13	Cary Blanchard, G1-6, 1997
12	Adam Vinatieri, G12-16,2006/ G2,2007
11	Jim O'Brien, G1-5, 1971
11	Adam Vinatieri, G4-7, 2013

MOST CONSECUTIVE GAMES

SCORING FIELD GOALS

23	Mike Vanderjagt, G15-16, 2002/G1-4,6, 2004
21	Cary Blanchard, G3-1996/G7-1997
21	Mike Vanderjagt, G3-16, 1999/G7-2000
18	Dean Biasucci, G8-1988/G9-1989
14	Adam Vinatieri, G11-16,2006/G8,2007
14	Adam Vinatieri, G14-16,2013/ G1-G11,2014
12	Toni Linhart, G3-14, 1977
11	Lou Michaels, G13-1965/G9-1966

LONGEST FIELD GOAL

58	Dan Miller at S.D., Dec. 26, 1982
56	Bert Rechichar vs. Chi, Sept. 27, 1953
55	Raul Allegre at Den, Dec. 11, 1983
55	Dean Biasucci at Den, Oct. 15, 1989
55	Dean Biasucci at Mia, Dec. 30, 1990
54	Raul Allegre vs. S.D., Nov. 4, 1984
54	Dean Biasucci at N.E., Nov. 11, 1990
54	Dean Biasucci at Sea, Sept. 29, 1991
54	Mike Vanderjagt at Den, Nov. 24, 2002
54	Adam Vinatieri vs. Jax, Oct. 4, 2015
53	Lou Michaels vs. Dal, Dec. 3, 1967
53	Raul Allegre at Cin, Oct. 2, 1983
53	Dean Biasucci vs. Chi, Sept. 11, 1988
53	Dean Biasucci at Cin, Sept. 12, 1993
53	Mike Vanderjagt at Balt, Nov. 29, 1998
53	Mike Vanderjagt at Mia, Dec. 5, 1999
53	Adam Vinatieri vs. KC, Oct. 9, 2011
53	Adam Vinatieri vs. Min, Sept. 16, 2012
53	Adam Vinatieri vs. Ten, Dec. 9, 2012
53	Adam Vinatieri vs. NE, Nov. 16, 2014

LONGEST FIELD GOAL (ROOKIE)

58	Dan Miller at S.D., Dec. 26, 1982
55	Raul Allegre at Den, Dec. 11, 1983
53	Raul Allegre at Cin, Oct. 2, 1983
50	Dean Biasucci vs. StL, Sept. 16, 1984
48	Jim O'Brien vs. Bos, Oct. 25, 1970

MOST 50+ FIELD GOALS (CAREER)

18	Dean Biasucci, 1984, 86-94
16	Adam Vinatieri, 2006-15
14	Mike Vanderjagt, 1998-05
7	Raul Allegre, 1983-85
7	Cary Blanchard, 1995-97
4	Bert Rechichar, 1953-59
3	Lou Michaels, 1964-69
2	Dan Miller, 1982
1	Martin/Myhra/O'Brien

MOST 50+ FIELD GOALS (SEASON)

6	Dean Biasucci, 1988
6	Mike Vanderjagt, 1998
5	Cary Blanchard, 1996
4	Raul Allegre, 1983
4	Adam Vinatieri, 2012
4	Adam Vinatieri, 2013
3	Raul Allegre, 1984
3	Mike Vanderjagt, 2001
3	Mike Vanderjagt, 2002
3	Adam Vinatieri, 2014

MOST 50+ FIELD GOALS (GAME)

2	Dean Biasucci vs. Mia, Sept. 25, 1988
2	Mike Vanderjagt at Den, Nov. 24, 2002
2	Adam Vinatieri at S.D., Oct. 14, 2013

MOST SEASONS 50+ FIELD GOALS

10	Dean Biasucci, 1984, 86-94
6	Adam Vinatieri, 2008, 11-15
5	Mike Vanderjagt, 1998-99, 01-03
3	Cary Blanchard, 1995-97
2	Rechichar/Michaels/Allegre

MOST CONSC. SEASONS 50+ FGS

10	Dean Biasucci, 1984, 86-94
5	Adam Vinatieri, 2011-15
3	Cary Blanchard, 1995-97
3	Mike Vanderjagt, 2001-03
2	Raul Allegre, 1983-84
2	Mike Vanderjagt, 1998-99

**MOST CONSC. SUCCESSFUL
50+ FIELD GOALS**

7	Adam Vinatieri, 2013-14
6	Cary Blanchard, 1995-96
5	Mike Vanderjagt, 2001-03
4	Raul Allegre, 1983
3	Dean Biasucci, 1986-87
3	Dean Biasucci, 1988
3	Mike Vanderjagt, 1998 (twice)

• RUSHING •**MOST ATTEMPTS (CAREER)**

2188	Edgerrin James, 1999-05
1391	Lydell Mitchell, 1972-77
1389	Marshall Faulk, 1994-98
1258	Eric Dickerson, 1987-91
1200	Tom Matte, 1961-72
1095	Joseph Addai, 2006-11
1069	Lenny Moore, 1956-67
990	Randy McMillan, 1981-86
964	Ian Ameche, 1955-60
800	Curtis Dickey, 1980-85

MOST ATTEMPTS (SEASON)

388	Eric Dickerson, 1988
387	Edgerrin James, 2000
369	Edgerrin James, 1999
360	Edgerrin James, 2005
334	Edgerrin James, 2004
324	Marshall Faulk, 1998
314	Eric Dickerson, 1989
314	Marshall Faulk, 1994
310	Edgerrin James, 2003
301	Lydell Mitchell, 1977

MOST ATTEMPTS (ROOKIE)

369	Edgerrin James, 1999
314	Marshall Faulk, 1994
233	Dominic Rhodes, 2001
226	Joseph Addai, 2006
213	Alan Ameche, 1955
211	Vick Ballard, 2012

MOST ATTEMPTS (GAME)

40	Lydell Mitchell at NYJ, Oct. 20, 1974
38	Edgerrin James at Sea, Oct. 15, 2000
36	Eric Dickerson vs. Buf, Dec. 18, 1988
36	Edgerrin James vs. NYJ, Nov. 16, 2003
35	Lydell Mitchell vs. Mia, Dec. 9, 1973
35	Eric Dickerson vs. S.D., Nov. 8, 1987
34	Lydell Mitchell vs. N.E., Dec. 16, 1973
34	Lydell Mitchell vs. N.E., Dec. 21, 1975
34	Dominic Rhodes at Buf, Nov. 4, 2001
34	Edgerrin James at N.E., Nov. 7, 2005
33	Lydell Mitchell at Atl, Nov. 17, 1974
33	Lydell Mitchell vs. Mia, Oct. 10, 1976
33	Eric Dickerson vs. T.B., Dec. 27, 1987

MOST ATTEMPTS (ROOKIE-GAME)

34	Dominic Rhodes at Buf, Nov. 4, 2001
32	Edgerrin James at N.E., Sept. 19, 1999
31	Dominic Rhodes vs. Den, Jan 6, 2002
29	Dominic Rhodes vs. Atl, Dec. 16, 2001
28	Rodney Culver at N.E., Dec. 6, 1992
28	Edgerrin James at Cle, Dec. 26, 1999
28	James Mungro at Phil, Nov. 10, 2002

MOST SEASONS LEADING TEAM

6	Edgerrin James, 1999-00, 02-05
5	Alan Ameche, 1955-59
5	Tom Matte, 1963, 67-69, 71
5	Lydell Mitchell, 1973-77
5	Eric Dickerson, 1987-91
5	Marshall Faulk, 1994-98
4	Randy McMillan, 1982, 84-86
4	Joseph Addai, 2006-09
3	Lenny Moore, 1960, 62, 64
3	Curtis Dickey, 1980-81, 83

**MOST CONSC. SEASONS
LEADING TEAM**

5	Alan Ameche, 1955-59
5	Lydell Mitchell, 1973-77
5	Eric Dickerson, 1987-91
5	Marshall Faulk, 1994-98
4	Edgerrin James, 2002-05
4	Joseph Addai, 2006-09
3	Tom Matte, 1967-69
3	Randy McMillan, 1984-86
2	Curtis Dickey, 1980-81
2	Edgerrin James, 1999-00
2	Donald Brown, 2010-11

MOST SEASONS 100+ ATTEMPTS

7	Edgerrin James, 1999-05
6	Randy McMillan, 1981-86
6	Joseph Addai, 2006-11
5	Alan Ameche, 1955-59
5	Tom Matte, 1963, 67-69, 71
5	Lydell Mitchell, 1973-77
5	Eric Dickerson, 1987-91
5	Marshall Faulk, 1994-98
4	Curtis Dickey, 1980-81, 83-84
4	Donald Brown, 2010-13

**MOST CONSC. SEASONS
100+ ATTEMPTS**

7	Edgerrin James, 1999-05
6	Randy McMillan, 1981-86
6	Joseph Addai, 2006-11
5	Alan Ameche, 1955-59
5	Lydell Mitchell, 1973-77
5	Eric Dickerson, 1987-91
5	Marshall Faulk, 1994-98

**MOST GAMES WITH ATTEMPTS
(CAREER)**

164	John Unitas, 1956-72
143	Peyton Manning, 1998-11
134	Lenny Moore, 1956-67
127	Tom Matte, 1961-72
126	Don McCauley, 1971-81

MOST YARDS (CAREER)

9226	Edgerrin James, 1999-05
5487	Lydell Mitchell, 1972-77
5320	Marshall Faulk, 1994-98
5194	Eric Dickerson, 1987-91
5174	Lenny Moore, 1956-67
4646	Tom Matte, 1961-72
4045	Alan Ameche, 1955-60
4453	Joseph Addai, 2006-11
3876	Randy McMillan, 1981-86
3490	Curtis Dickey, 1980-85

MOST YARDS (SEASON)

1709	Edgerrin James, 2000
1659	Eric Dickerson, 1988
1553	Edgerrin James, 1999
1548	Edgerrin James, 2004
1506	Edgerrin James, 2005
1319	Marshall Faulk, 1998
1311	Eric Dickerson, 1989
1282	Marshall Faulk, 1994
1259	Edgerrin James, 2003
1200	Lydell Mitchell, 1976
1193	Lydell Mitchell, 1975

MOST YARDS (SEASON) cont...

1159	Lydell Mitchell, 1977
1122	Curtis Dickey, 1983
1104	Dominic Rhodes, 2001
1081	Joseph Addai, 2006
1078	Marshall Faulk, 1995
1072	Joseph Addai, 2007
1054	Marshall Faulk, 1997
1011	Eric Dickerson, 1987

MOST YARDS (ROOKIE)

1553	Edgerrin James, 1999
1282	Marshall Faulk, 1994
1104	Dominic Rhodes, 2001
1081	Joseph Addai, 2006
961	Alan Ameche, 1955
814	Vick Ballard, 2012

MOST YARDS (GAME)

219	Edgerrin James at Sea, Oct. 15, 2000
204	Edgerrin James at Chi, Nov. 21, 2004
198	Norm Bulaich, vs. NYJ, Sept. 19, 1971
196	Eric Dickerson vs. T.B., Dec. 27, 1987
194	Alan Ameche vs. Chi, Sept. 25, 1955
192	Marshall Faulk at Balt, Nov. 29, 1998
185	Lenny Moore vs. G.B., Oct. 28, 1956
178	Lydell Mitchell vs. K.C., Nov. 30, 1975
177	Marshall Faulk vs. St.L. Rams, Oct. 1, 1995
177	Dominic Rhodes vs. Atl, Dec. 16, 2001

MOST YARDS**(ROOKIE-GAME 150+ YARDS)**

194	Alan Ameche vs. Chi, Sept. 25, 1955
185	Lenny Moore vs. G.B., Oct. 28, 1956
177	Dominic Rhodes vs. Atl, Dec. 16, 2001
171	Joseph Addai, vs. Phil, Nov. 26, 2006
153	Alan Ameche vs. Det, Oct. 1, 1955

MOST SEASONS LEADING TEAM

6	Edgerrin James, 1999-00, 02-05
5	Alan Ameche, 1955-59
5	Lydell Mitchell, 1973-77
5	Eric Dickerson, 1987-91
5	Marshall Faulk, 1994-98
4	Tom Matte, 1963, 67-69
4	Randy McMillan, 1982, 84-86
4	Joseph Addai, 2006-09
3	Lenny Moore, 1960, 62, 64
3	Curtis Dickey, 1980-81, 83

MOST CONSC. SEASONS LEADING TEAM

5	Alan Ameche, 1955-59
5	Lydell Mitchell, 1973-77
5	Eric Dickerson, 1987-91
5	Marshall Faulk, 1994-98
4	Edgerrin James, 2002-05
4	Joseph Addai, 2006-09
3	Tom Matte, 1967-69
3	Randy McMillan, 1984-86

MOST 100+ GAMES (CAREER)

49	Edgerrin James, 1999-05
24	Eric Dickerson, 1987-91
16	Lydell Mitchell, 1972-77
14	Marshall Faulk, 1994-98
8	Joseph Addai, 2006-11
7	Alan Ameche, 1955-60
6	Lenny Moore, 1956-67
6	Curtis Dickey, 1980-85
6	Randy McMillan, 1981-86

MOST 100+ GAMES (SEASON)

10	Edgerrin James, 1999
9	Edgerrin James, 2000
9	Edgerrin James, 2005
8	Eric Dickerson, 1988
8	Edgerrin James, 2004
6	Eric Dickerson, 1987
6	Eric Dickerson, 1989

MOST 100+ GAMES (SEASON) cont...

6	Edgerrin James, 2003
5	Lydell Mitchell, 1975
5	Edgerrin James, 2001
5	Dominic Rhodes, 2001

MOST 100+ GAMES (ROOKIE)

10	Edgerrin James, 1999
5	Dominic Rhodes, 2001
4	Marshall Faulk, 1994
3	Alan Ameche, 1955
2	Lenny Moore, 1956
2	Roosevelt Potts, 1993
2	Joseph Addai, 2006

MOST CONSC. 100+ GAMES

5	Edgerrin James, G14-16, 2000/G2, 2001
5	Edgerrin James, G5-9, 2005
4	Eric Dickerson, G8-11, 1987
4	Edgerrin James, G7-10, 1999
4	Edgerrin James, G10-13, 2004
3	Lydell Mitchell, G10-12, 1975
3	Eric Dickerson, G14-15-1987/G1-1988
3	Eric Dickerson, G3-5, 1988
3	Eric Dickerson, G16-1988/G2-1989
3	Edgerrin James, G6-8, 2000
3	Edgerrin James, G4-6, 2001
3	Edgerrin James, G16, 2003/G2, 2004

MOST YARDS TWO RUSHERS (SEASON)

1924	Dickey (1122)/McMillan (802), 1983
1889	Dickerson (1659)/Bentley (230), 1988
1825	James (1709)/Manning (116), 2000
1802	James (1548)/Rhodes (254), 2004
1766	Rhodes (1104)/James (662), 2001

MOST TOUCHDOWNS (CAREER)

64	Edgerrin James, 1999-05
63	Lenny Moore, 1956-67
45	Tom Matte, 1961-72
42	Marshall Faulk, 1994-98
40	Alan Ameche, 1955-60
40	Don McCauley, 1971-81
39	Joseph Addai, 2006-11
32	Eric Dickerson, 1987-91
27	Lydell Mitchell, 1972-77
26	Curtis Dickey, 1980-85

MOST TOUCHDOWNS (SEASON)

16	Lenny Moore, 1964
14	Eric Dickerson, 1988
13	Edgerrin James (3), 1999-00,05
12	Joseph Addai, 2007
11	Tom Matte, 1969
11	Lydell Mitchell, 1975
11	Curtis Dickey, 1980
11	Marshall Faulk (2), 1994-95
11	Edgerrin James, 2003
10	Don McCauley, 1975
10	Joseph Addai, 2009

MOST TOUCHDOWNS (ROOKIE)

13	Edgerrin James, 1999
11	Curtis Dickey, 1980
11	Marshall Faulk, 1994
9	Alan Ameche, 1955
9	Dominic Rhodes, 2001

MOST TOUCHDOWNS (GAME)

4	Eric Dickerson vs. Den, Oct. 31, 1988
4	Joseph Addai vs. Phil, Nov. 26, 2006
3	Alan Ameche at G.B., Oct. 13, 1957
3	Lenny Moore vs. LA Rams, Oct. 16, 1960
3	Tom Matte vs. Wash, Nov. 2, 1969
3	Don McCauley at Mia, Nov. 23, 1975
3	Randy McMillan vs. N.E., Dec. 1, 1985
3	Marshall Faulk vs. Hou, Sept. 4, 1994

MOST TOUCHDOWNS (GAME) cont...

3	Marshall Faulk vs. St.L Rams, Oct. 1, 1995
3	Edgerrin James at Cle, Dec. 26, 1999
3	Edgerrin James at Sea, Oct. 15, 2000
3	Edgerrin James vs. Buf, Dec. 11, 2000
3	Edgerrin James vs. NYJ, Nov. 16, 2003
3	Edgerrin James vs. St.L Rams, Oct. 17, 2005

MOST TOUCHDOWNS (ROOKIE-GAME)

4	Joseph Addai vs. Phil, Nov. 26, 2006
3	Marshall Faulk vs. Hou, Sept. 4, 1994
3	Edgerrin James at Cle, Dec. 26, 1999
2	(23 times) Last: Andrew Luck at Jax, Nov. 8, 2012

MOST GAMES WITH TOUCHDOWNS (CAREER)

54	Lenny Moore, 1956-67
44	Edgerrin James, 1999-05
37	Tom Matte, 1961-72
32	Don McCauley, 1971-81
32	Marshall Faulk, 1994-98
31	Alan Ameche, 1955-60
30	Joseph Addai, 2006-11
24	Lydell Mitchell, 1972-77
22	Curtis Dickey, 1980-85
22	Eric Dickerson, 1987-91

MOST GAMES WITH TOUCHDOWNS (SEASON)

12	Lenny Moore, 1964
9	Lydell Mitchell, 1975
9	Eric Dickerson, 1988
9	Edgerrin James (2), 2000,05
9	Joseph Addai (2), 2007,09
8	(6 times) Last: Edgerrin James, 1999

MOST GAMES WITH TOUCHDOWNS (ROOKIE)

8	Alan Ameche, 1955
8	Curtis Dickey, 1980
8	Edgerrin James, 1999
7	Rodney Culver, 1992
7	Marshall Faulk, 1994
7	Dominic Rhodes, 2001

MOST CONSC. GAMES RUSHING TDS

11	Lenny Moore, G8-9-1963/G9, 1964
9	Lydell Mitchell, G8-14-1975/G1, 1976
7	Curtis Dickey, G9-15, 1980
6	Tom Matte, G2-7, 1969
6	Edgerrin James, G5-10, 2005
5	Alan Ameche, G1-5, 1955
5	Edgerrin James, G6-10, 2000
4	Lenny Moore, G3-6, 1956
4	Jerry Hill, G13-14-1964/G1-2, 1965
4	Don McCauley, G3-6, 1976
4	Marshall Faulk, G2, 5-6, 8, 1996
4	James Mungro, G11-14, 2002
4	Edgerrin James, G2-5, 2004
4	Joseph Addai, G1-4, 2007
3	(13 times) Last: Joseph Addai, G8-10, 2009

MOST CONSC. GAMES RUSHING TDS (ROOKIE)

7	Curtis Dickey, G9-15, 1980
5	Alan Ameche, G1-5, 1955
4	Lenny Moore, G3-6, 1956
4	James Mungro, G11-14, 2002
3	(5 times) Last: Dominic Rhodes, G13-15, 2001

MOST SEASONS LEADING TEAM**(*tied for lead)**

6	Lenny Moore, 1956*,60-61,64, 65*,66*
5	Alan Ameche, 1955,56*,57-59
5	Randy McMillan, 1982*,83-84,86*
5	Marshall Faulk, 1994-98
5	Edgerrin James, 1999-00,03-05
4	Tom Matte, 1967-69,71*
4	Don McCauley, 1973*,76-78
4	Eric Dickerson, 1988-89,90*,91
3	Lydell Mitchell, 1973*,74-75
3	Curtis Dickey, 1980-81,82*
3	Joseph Addai, 2006-07,09

MOST CONSC. SEASONS LEADING TEAM (*tied)

5	Alan Ameche, 1955-59 (56*)
5	Randy McMillan, 1982-86 (82,86*)
5	Marshall Faulk, 1994-98
4	Eric Dickerson, 1988-91 (90*)

HIGHEST AVERAGE (CAREER-300 ATT/4.0)

4.8	Lenny Moore, 1956-67
4.5	Albert Bentley, 1985-91
4.4	Curtis Dickey, 1980-85
4.3	Donald Brown, 2009-13
4.2	Alan Ameche, 1955-60
4.2	Edgerrin James, 1999-05
4.1	Eric Dickerson, 1987-91
4.1	Joseph Addai, 2006-11
4.0	Tony Lorick, 1964-67
4.0	Norm Bulaich, 1970-72
4.0	Dominic Rhodes, 2001-06,08,10

HIGHEST AVERAGE (SEASON-80 ATT)

7.5	Lenny Moore, 1956
7.3	Lenny Moore, 1958
7.0	Lenny Moore, 1961
5.3	Donald Brown, 2013
5.2	George Wonsley, 1985
5.1	Ahmad Bradshaw, 2014
5.1	Tony Lorick, 1964
5.0	Lenny Moore, 1957
4.9	Norm Bulaich, 1971
4.8	Alan Ameche, 1956
4.8	Curtis Dickey, 1981
4.8	Joseph Addai, 2006
4.8	Donald Brown, 2011

HIGHEST AVERAGE (ROOKIE-80 ATT, 4.5+)

7.5	Lenny Moore, 1956
5.1	Tony Lorick, 1964
4.8	Joseph Addai, 2006
4.7	Dominic Rhodes, 2001
4.5	Curtis Dickey, 1980
4.5	Alan Ameche, 1955

HIGHEST AVERAGE (GAME-10 ATT)***ROOKIE**

14.2	*Lenny Moore vs. G.B., Oct. 28, 1956
11.3	Lenny Moore at Det, Oct. 19, 1958
11.3	Marshall Faulk at Balt, Nov. 29, 1998
10.9	*Lenny Moore at Cle, Nov. 11, 1956
10.1	Donald Brown vs. Ten, Dec. 18, 2011
9.6	Curtis Dickey at Den, Sept. 20, 1981
9.3	*Ron Lee vs. Hou, Nov. 1, 1976
9.3	Marshall Faulk vs. StL. Rams, Oct. 1, 1995
9.2	*Alan Ameche vs. Chi, Sept. 25, 1955
9.2	Tom Matte vs. LA Rams, Dec. 15, 1993
9.2	Donald Brown vs. Jax, Dec. 19, 2010
9.1	*Randy McMillan at N.E., Sept. 6, 1981

LONGEST RUSHES (*ROOKIE)

80t	Tom Matte vs. StL., Oct. 12, 1964
80t	Donald Brown vs. Ten, Dec. 18, 2011
79t	*Alan Ameche vs. Chi, Sept. 25, 1955
79t	*Lenny Moore vs. G.B., Oct. 28, 1956
77t	*Dominic Rhodes at K.C., Oct. 25, 2001

LONGEST RUSHES (*ROOKIE) cont...

73t	Lenny Moore vs. S.F., Nov. 30, 1958
72t	*Lenny Moore vs. G.B., Oct. 28, 1956
72	*Edgerrin James at NYG, Nov. 14, 1999
70t	*Lenny Moore at Cle, Nov. 11, 1956
70t	Lydell Mitchell vs. K.C., Nov. 30, 1975
70t	Albert Bentley at LA Raid, Dec. 21, 1986
69t	*Ron Lee vs. Hou, Nov. 1, 1976
68t	Marshall Faulk at Balt, Nov. 29, 1998
67t	Norm Bulaich vs. NYJ, Sept. 19, 1971
67t	Curtis Dickey vs. Dal, Dec. 6, 1981
67t	*Owen Gill vs. Hou, Dec. 22, 1985

• PASSING •**MOST ATTEMPTS (CAREER)**

7210	Peyton Manning, 1998-11
5110	John Unitas, 1956-72
2464	Bert Jones, 1973-81
1929	Andrew Luck, 2012-15
1536	Jack Trudeau, 1986-93
1532	Jeff George, 1990-93
1230	Jim Harbaugh, 1994-97
1154	Mike Pagel, 1982-85
676	Earl Morrall, 1968-71
576	Marty Domres, 1972-75
533	Greg Landry, 1979-81

MOST ATTEMPTS (SEASON)

679	Peyton Manning, 2010
627	Andrew Luck, 2012
616	Andrew Luck, 2014
591	Peyton Manning, 2002
575	Peyton Manning, 1998
571	Peyton Manning (2), 2000,09
570	Andrew Luck, 2013
566	Peyton Manning, 2003
557	Peyton Manning, 2006
555	Peyton Manning, 2008
547	Peyton Manning, 2001
533	Peyton Manning, 1999
515	Peyton Manning, 2007

MOST ATTEMPTS (ROOKIE)

627	Andrew Luck, 2012*
575	Peyton Manning, 1998
417	Jack Trudeau, 1986
334	Jeff George, 1990
237	George Shaw, 1955
233	Chris Chandler, 1988

MOST ATTEMPTS (GAME)

59	Jeff George at Was, Nov. 7, 1993
57	Jack Trudeau at NYJ, Nov. 16, 1986
57	Peyton Manning at Hou, Sept. 12, 2010
56	Peyton Manning at S.D., Nov. 11, 2007
55	Andrew Luck vs. G.B., Oct. 7, 2012
54	Peyton Manning at S.D., Sept. 26, 1999
54	Peyton Manning at NE, Oct. 8, 2000
54	Andrew Luck at Det, Dec. 2, 2012
53	Bert Jones vs. NYJ, Dec. 15, 1974
53	Jack Trudeau vs. NYJ, Sept. 28, 1986
53	Andrew Luck at DEN, Sept. 7, 2014
53	Andrew Luck at CLE, Dec. 7, 2014
52	Peyton Manning vs. N.E., Nov. 1, 1998
52	Peyton Manning at N.E., Nov. 21, 2010
51	Peyton Manning at NYJ, Dec. 3, 2000
51	Peyton Manning vs. S.F., Nov. 25, 2001
51	Peyton Manning at Phil, Nov. 7, 2010
50	Peyton Manning vs. Ten, Nov. 3, 2002
50	Peyton Manning at Jax, Dec. 10, 2006
50	Peyton Manning vs. Hou, Nov. 8, 2009
50	Andrew Luck at N.E., Nov. 18, 2012

MOST ATTEMPTS (ROOKIE-GAME)

57	Jack Trudeau at NYJ, Nov. 16, 1986
55	Andrew Luck vs. G.B., Oct. 7, 2012
54	Andrew Luck at Det., Dec. 2, 2012
53	Jack Trudeau vs. NYJ, Sept. 28, 1986
52	Peyton Manning vs. N.E., Nov. 1, 1998

MOST ATTEMPTS (ROOKIE-GAME) cont...

50	Andrew Luck at N.E., Nov. 18, 2012
44	Jack Trudeau vs. N.O., Oct. 12, 1986
44	Peyton Manning at NYJ, Sept. 20, 1998
44	Peyton Manning vs. NYJ, Nov. 15, 1998

MOST SEASONS LEADING TEAM (ATT/COMP)

15	John Unitas, 1956-67, 69-71
13	Peyton Manning, 1998-10
6	Bert Jones, 1974-77, 80-81
4	Mike Pagel, 1982-85
4	Jeff George, 1990-93
4	Jim Harbaugh, 1994-97

MOST CONSC. SEASONS LEADING TEAM (ATT/COMP)

13	Peyton Manning, 1998-10
12	John Unitas, 1956-67
4	Bert Jones, 1974-77
4	Mike Pagel, 1982-85
4	Jeff George, 1990-93
4	Jim Harbaugh, 1994-97

MOST 40+ ATTEMPT GAMES

59	Peyton Manning, 1998-11
20	Andrew Luck, 2012-15
9	Jack Trudeau, 1986-93
8	John Unitas, 1956-72
8	Bert Jones, 1973-81
8	Jeff George, 1990-93
5	Jim Harbaugh, 1994-97
2	Greg Landry, 1979-81
2	Dan Orlovsky, 2011
1	Domres/Hogeboom/Justin/Painter/Hasselbeck

MOST SEASONS 200+ ATTEMPTS

13	John Unitas, 1957-67, 69-70
13	Peyton Manning, 1998-10
6	Bert Jones, 1974-77, 80-81
4	Mike Pagel, 1982-85
4	Jeff George, 1990-93
4	Jim Harbaugh, 1994-97
3	Jack Trudeau, 1986-87, 89
3	Andrew Luck, 2012-15

CONSC. SEASONS 200+ ATTEMPTS

13	Peyton Manning, 1998-10
11	John Unitas, 1957-67
4	Bert Jones, 1974-77
4	Mike Pagel, 1982-85
4	Jeff George, 1990-93
4	Jim Harbaugh, 1994-97
3	Andrew Luck, 2012-14

MOST GAMES WITH ATTEMPTS (CAREER)

208	Peyton Manning, 1998-11
202	John Unitas, 1956-72
97	Bert Jones, 1973-81
61	Jack Trudeau, 1986-93
52	Jim Harbaugh, 1994-97
51	Andrew Luck, 2012-15

MOST COMPLETIONS (CAREER)

4682	Peyton Manning, 1998-11
2796	John Unitas, 1956-72
1382	Bert Jones, 1973-81
1127	Andrew Luck, 2012-15
874	Jeff George, 1990-93
812	Jack Trudeau, 1986-93
746	Jim Harbaugh, 1994-97
587	Mike Pagel, 1982-85
363	Earl Morrall, 1968-71
308	Greg Landry, 1979-81
293	Marty Domres, 1972-75

MOST COMPLETIONS (SEASON)

450	Peyton Manning, 2010
393	Peyton Manning, 2009

MOST COMPLETIONS (SEASON) cont...

392	Peyton Manning, 2002
380	Andrew Luck, 2014
379	Peyton Manning, 2003
371	Peyton Manning, 2008
362	Peyton Manning, 2006
357	Peyton Manning, 2000
343	Andrew Luck, 2013
343	Peyton Manning, 2001
339	Andrew Luck, 2012
337	Peyton Manning, 2007
336	Peyton Manning, 2004

MOST COMPLETIONS (ROOKIE)

339	Andrew Luck, 2012
326	Peyton Manning, 1998
204	Jack Trudeau, 1986
181	Jeff George, 1990
129	Chris Chandler, 1988
119	George Shaw, 1955
111	Mike Pagel, 1982

MOST COMPLETIONS (GAME)

40	Peyton Manning at Hou, Sept. 12, 2010
38	Peyton Manning at N.E., Nov. 21, 2010
37	Jeff George at Was, Nov. 7, 1993
37	Peyton Manning vs. Ten, Nov. 3, 2002
36	Bert Jones vs. NYJ, Dec. 15, 1974
36	Peyton Manning at Ten, Oct. 11, 2009
36	Peyton Manning vs. Dal, Dec. 5, 2010
35	Andrew Luck at Den, Sept. 7, 2014
34	Peyton Manning at T.B., Oct. 6, 2003
34	Peyton Manning at S.D., Nov. 11, 2007
34	Peyton Manning vs. Hou, Nov. 8, 2009
33	Peyton Manning vs. Oak, Sept. 10, 2000
33	Peyton Manning at Jax, Oct. 3, 2010
32	Peyton Manning at Pit, Oct. 21, 2002
32	Peyton Manning at Den, Oct. 29, 2006
32	Peyton Manning at S.D., Nov. 23, 2008
32	Andrew Luck vs. Bal, Oct. 5, 2014
31	(8 times) Last: Andrew Luck at Jax, Sept. 21, 2014

MOST COMPLETIONS (ROOKIE-GAME)

31	Andrew Luck vs. G.B., Oct. 7, 2012
30	Peyton Manning vs. N.E., Nov. 1, 1998
30	Andrew Luck vs. Mia, Nov. 4, 2012
27	Jack Trudeau at NYJ, Nov. 16, 1986
27	Peyton Manning at Balt, Nov. 29, 1998
27	Andrew Luck at N.E., Nov. 18, 2012
26	Peyton Manning vs. NYJ, Nov. 15, 1998
26	Andrew Luck at Ten, Oct. 28, 2012
24	Jack Trudeau vs. N.O., Oct. 12, 1986
24	Andrew Luck at Det, Dec. 2, 2012

MOST CONSECUTIVE COMPLETIONS

23	Peyton Manning vs. Det/at Jax, Dec. 14-Dec. 18, 2008
17	Bert Jones vs. NYJ, Dec. 15, 1974
17	Peyton Manning vs. Cle/at Ten, Sept. 25-Oct. 2, 2005
17	Peyton Manning vs. Den/at Jax, Dec. 13-Dec. 17, 2009
16	Peyton Manning at Ten, Oct. 11, 2009
15	Peyton Manning vs. StL./at Hou, Oct. 17-Oct. 23, 2005

MOST GAMES WITH COMPLETIONS (CAREER)

208	Peyton Manning, 1998-11
200	John Unitas, 1956-72
96	Bert Jones, 1973-81
61	Jack Trudeau, 1986-93
52	Jim Harbaugh, 1994-97
51	Andrew Luck, 2012-15

MOST GAMES 20+ COMPLETIONS (CAREER)

153	Peyton Manning, 1998-11
33	John Unitas, 1956-72

**MOST GAMES 20+ COMPLETIONS
(CAREER) cont...**

33	Andrew Luck, 2012-15
20	Bert Jones, 1973-81
17	Jeff George, 1990-93
13	Jack Trudeau, 1986-93

MOST CONSC. GAMES 20+ COMPLETIONS

14	Peyton Manning, G1-14, 2010
13	Andrew Luck, G15-16, 2013, G1-11, 2014
12	Peyton Manning, G3-14, 2003
12	Peyton Manning, G3-14, 2009
7	Peyton Manning, G15-16-2000/G1-5- 2001
7	Peyton Manning, G2-8, 2002
7	Peyton Manning, G4-10, 2005
7	Peyton Manning, G4-10, 2006
6	Peyton Manning, G6-11, 2008

MOST SEASONS 150+ COMPLETIONS

13	Peyton Manning, 1998-11
12	John Unitas, 1959-67,69-70
5	Bert Jones, 1975-77,80-81
4	Jeff George, 1990-93
3	Jim Harbaugh, 1995-97
3	Andrew Luck, 2012-14

CONSC. SEASONS 150+ COMPLETIONS

13	Peyton Manning, 1998-10
9	John Unitas, 1959-67
4	Jeff George, 1990-93
3	Bert Jones, 1975-77
3	Jim Harbaugh, 1995-97
3	Andrew Luck, 2012-14

**HIGHEST PERCENTAGE (CAREER-1,000
ATT)**

64.9	Peyton Manning, 1998-11
60.7	Jim Harbaugh, 1994-97
58.4	Andrew Luck, 2012-15
57.0	Jeff George, 1990-93
56.1	Bert Jones, 1973-81
54.7	John Unitas, 1956-72

HIGHEST PERCENTAGE (GAME-15 ATT)

87.5	Peyton Manning vs. Ten, Dec. 30, 2007 (14-16)
85.3	Peyton Manning at Jax, Dec. 18, 2008 (29-34)
85.0	John Unitas at Atl, Nov. 12, 1967 (17-20)
84.2	John Unitas vs. Mia, Dec. 11, 1971 (16-19)
83.3	Peyton Manning vs. Atl, Dec. 14, 2003 (25-30)
82.6	Peyton Manning vs. Cle, Sept. 25, 2005 (19-23)
82.1	Peyton Manning at Det, Nov. 25, 2004 (23-28)
82.1	Peyton Manning at Den, Oct. 29, 2006 (32-39)
81.8	Jim Harbaugh at Buf, Oct. 16, 1994 (18- 22)
81.8	Peyton Manning at Ten, Oct. 11, 2009 (36-44)
81.3	Peyton Manning vs. Cin, Dec. 7, 2008 (26-32)
81.1	Dan Orlovsky at N.E., Dec. 4, 2011 (30-37)
80.6	Peyton Manning vs. Cin, Dec. 18, 2006 (29-36)
80.0	(4 times) Last: Peyton Manning vs. Hou, Dec. 23, 2007 (28-35)

**HIGHEST PERCENTAGE (ROOKIE-GAME-20
ATT)**

75.0	John Unitas vs. LA Rams, Nov. 25, 1956 (18-24)
70.4	Peyton Manning at Atl, Dec. 6, 1998 (19-27)
69.2	Andrew Luck at Jax, Nov. 8, 2012 (18-26)
68.4	Andrew Luck at Ten, Oct 28, 2012 (26-38)
68.2	George Shaw at LA Rams, Dec. 5, 1955 (15-22)
68.0	Mike Pagel at S.D., Dec. 26, 1982 (17-25)
67.7	Jeff George at Cin, Nov. 25, 1990 (21-31)

HIGHEST PERCENTAGE (SEASON-200 ATT)

68.8	Peyton Manning, 2009
67.6	Peyton Manning, 2004
67.3	Peyton Manning, 2005
67.0	Peyton Manning, 2003
66.8	Peyton Manning, 2008
66.3	Peyton Manning, 2002,10
65.4	Peyton Manning, 2007
65.0	Peyton Manning, 2006
63.7	Jim Harbaugh, 1995
62.7	Peyton Manning, 2001
61.7	Andrew Luck, 2014

**HIGHEST PERCENTAGE (ROOKIE-
SEASON-100 ATT)**

56.7	Peyton Manning, 1998
55.6	John Unitas, 1956
55.4	Chris Chandler, 1988
54.2	Jeff George, 1990
54.1	Andrew Luck, 2012
50.2	Mike Pagel, 1982
50.2	George Shaw, 1955

MOST YARDS (CAREER)

54828	Peyton Manning, 1998-11
39768	John Unitas, 1956-72
17663	Bert Jones, 1973-81
13710	Andrew Luck, 2012-15
9647	Jack Trudeau, 1986-93
9551	Jeff George, 1990-93
8705	Jim Harbaugh, 1994-97
7474	Mike Pagel, 1982-85
5666	Earl Morrall, 1968-71
3471	Marty Domres, 1972-75
3402	Greg Landry, 1979-81

MOST YARDS (SEASON)

4761	Andrew Luck, 2014
4700	Peyton Manning, 2010
4557	Peyton Manning, 2004
4500	Peyton Manning, 2009
4413	Peyton Manning, 2000
4397	Peyton Manning, 2006
4374	Andrew Luck, 2012
4267	Peyton Manning, 2003
4200	Peyton Manning, 2002
4135	Peyton Manning, 1999
4131	Peyton Manning, 2001
4040	Peyton Manning, 2007
4002	Peyton Manning, 2008
3822	Andrew Luck, 2013
3747	Peyton Manning, 2005
3739	Peyton Manning, 1998
3481	John Unitas, 1963
3428	John Unitas, 1967
3134	Bert Jones, 1980
3104	Bert Jones, 1976
3099	John Unitas, 1960
3094	Bert Jones, 1981

MOST YARDS (ROOKIE)

4374	Andrew Luck, 2012*
3739	Peyton Manning, 1998
2225	Jack Trudeau, 1986
2152	Jeff George, 1990
1619	Chris Chandler, 1988
1586	George Shaw, 1955

MOST YARDS (GAME)

472	Peyton Manning at K.C., Oct. 31, 2004
440	Peyton Manning vs. Jax, Sept. 25, 2000
433	Peyton Manning at Hou, Sept. 12, 2010
433	Andrew Luck vs. Mia, Nov. 4, 2012
425	Peyton Manning vs. Ten, Dec. 5, 2004
421	Peyton Manning vs. Buf, Sept. 23, 2001
404	Peyton Manning at S.D., Sept. 26, 1999
401	John Unitas vs. Atl, Sept. 17, 1967
401	Peyton Manning vs. NYJ, Nov. 16, 2003
400	Peyton Manning vs. Hou, Sept. 17, 2006
400	Andrew Luck at Pit, Oct. 26, 2014

MOST YARDS (ROOKIE-GAME)

433	Andrew Luck vs. Mia, Nov. 4, 2012*
391	Andrew Luck at Det, Dec. 2, 2012
362	Andrew Luck vs. G.B., Oct. 7, 2012
359	Jack Trudeau at NYJ, Nov. 16, 1986
357	Peyton Manning at Balt, Nov. 29, 1998
334	Andrew Luck at N.E., Nov. 18, 2012
335	Peyton Manning at Sea, Dec. 20, 1998
315	Jack Trudeau vs. N.O., Oct. 12, 1986
314	John Unitas at Det, Nov. 18, 1956

**MOST SEASONS LEADING TEAM
(YDS/TDS)**

14	John Unitas, 1956-67,69-70
13	Peyton Manning, 1998-11
6	Bert Jones, 1974-77,80-81
4	Mike Pagel, 1982-85
4	Jeff George, 1990-93
4	Jim Harbaugh, 1994-97

**MOST CONSC. SEASONS LEADING
TEAM (YDS/TDS)**

13	Peyton Manning, 1998-10
12	John Unitas, 1956-67
4	Bert Jones, 1974-77
4	Mike Pagel, 1982-85
4	Jeff George, 1990-93
4	Jim Harbaugh, 1994-97

MOST 2,000+ SEASONS

13	John Unitas, 1957-67,69-70
13	Peyton Manning, 1998-11
5	Bert Jones, 1975-77,80-81
3	Jeff George, 1990-91,93
3	Jim Harbaugh, 1995-97
3	Andrew Luck, 2012-15
2	Mike Pagel, 1983,85
2	Jack Trudeau, 1986,89

MOST CONSC. 2,000+ SEASONS

13	Peyton Manning, 1998-10
11	John Unitas, 1957-67
3	Bert Jones, 1975-77
3	Jim Harbaugh, 1995-97
3	Andrew Luck, 2012-14

MOST 300+ GAMES (CAREER)

63	Peyton Manning, 1998-11
26	John Unitas, 1956-72
19	Andrew Luck, 2012-15
8	Bert Jones, 1973-81
7	Jeff George, 1990-93
5	Jack Trudeau, 1986-93
2	Earl Morrall, 1968-71
2	Jim Harbaugh, 1994-97
1	Landry/Hogeboom/Justin/Orlovsky

MOST 300+ GAMES (SEASON)

10	Andrew Luck, 2014
9	Peyton Manning, 2009
7	Peyton Manning, 2010
6	Peyton Manning (2), 2004,06
6	Andrew Luck, 2012
5	Peyton Manning (2), 2000-01
4	John Unitas (2) 1960,63
4	Peyton Manning (5), 1998,02-03,05,08

MOST 300+ GAMES (ROOKIE)

6	Andrew Luck, 2012*
4	Peyton Manning, 1998
2	Jack Trudeau, 1986
1	John Unitas, 1956

MOST CONSC. 300+ GAMES

8	Andrew Luck, G3-10, 2014
5	Peyton Manning, G1-5, 2009
3	John Unitas, G12-14, 1963
3	Peyton Manning, G6-8, 2006
3	Peyton Manning, G7-9, 2009

MOST TOUCHDOWNS (CAREER)

399	Peyton Manning, 1998-11
287	John Unitas, 1956-72
122	Bert Jones, 1973-81
91	Andrew Luck, 2012-15
49	Jim Harbaugh, 1994-97
47	Earl Morrall, 1968-71
41	Jack Trudeau, 1986-93
41	Jeff George, 1990-93
39	Mike Pagel, 1982-85
22	Gary Hogeboom, 1986-88
21	George Shaw, 1955-58
21	Marty Domres, 1972-75

MOST TOUCHDOWNS (SEASON)

49	Peyton Manning, 2004
40	Andrew Luck, 2014
33	Peyton Manning (3), 2000,09,10
32	John Unitas, 1959
31	Peyton Manning (2), 2006-07
29	Peyton Manning, 2003
28	Peyton Manning, 2005
27	Peyton Manning (2), 2002,08
26	Earl Morrall, 1968
26	Peyton Manning (3), 1998-99,01

MOST TOUCHDOWNS (ROOKIE)

26	Peyton Manning, 1998
23	Andrew Luck, 2012
16	Jeff George, 1990
10	George Shaw, 1955
9	John Unitas, 1956
8	Jack Trudeau, 1986
8	Chris Chandler, 1988

MOST TOUCHDOWNS (GAME)

6	Peyton Manning at N.O., Sept. 28, 2003
6	Peyton Manning at Det, Nov. 25, 2004
5	Gary Cuozzo at Min, Nov. 4, 1965
5	Gary Hogeboom at Buf, Oct. 4, 1987
5	Peyton Manning vs. Atl, Dec. 14, 2003
5	Peyton Manning vs. G.B., Sept. 26, 2004

MOST TOUCHDOWNS (GAME) cont...

5	Peyton Manning at K.C., Oct. 31, 2004
5	Peyton Manning vs. Hou, Nov. 14, 2004
5	Andrew Luck vs. Was, Nov. 30, 2014
4	(45 times) Last: Andrew Luck at NYG, Nov. 3, 2014

MOST TOUCHDOWNS (ROOKIE-GAME)

4	Andrew Luck at Det, Dec. 2, 2012
3	John Unitas vs. LA Rams, Nov. 25, 1956
3	Jeff George at Cin, Nov. 25, 1990
3	Jeff George vs. Was, Dec. 22, 1990
3	Peyton Manning at S.F., Oct. 18, 1998
3	Peyton Manning vs. NYJ, Nov. 15, 1998
3	Peyton Manning at Balt, Nov. 29, 1998
3	Peyton Manning vs. Cin, Dec. 13, 1998
2	(16 times) Last: Jim Sorgi at Den, Jan. 2, 2005

MOST GAMES WITH TOUCHDOWNS (CAREER)

182	Peyton Manning, 1998-11
144	John Unitas, 1956-72
68	Bert Jones, 1973-81
43	Andrew Luck, 2012-15
31	Mike Pagel, 1982-85
31	Jim Harbaugh, 1994-97
30	Jack Trudeau, 1986-93

MOST GAMES WITH TOUCHDOWNS (SEASON)

15	Peyton Manning (5), 1998, 00,02,04,06
15	Andrew Luck, 2014
14	Peyton Manning (5), 1999, 01,07,08,10
13	Earl Morrall, 1968
13	Peyton Manning, 2009
13	Andrew Luck, 2012
12	John Unitas (3), 1957, 59, 67
12	Bert Jones (2), 1976, 80
12	Peyton Manning (2), 2003, 05
12	Andrew Luck, 2013

MOST GAMES WITH TOUCHDOWNS (ROOKIE)

15	Peyton Manning, 1998
13	Andrew Luck, 2012
9	Jeff George, 1990
8	Chris Chandler, 1988
7	George Shaw, 1955
7	Jack Trudeau, 1986
6	John Unitas, 1956

MOST CONSC. GAMES PASSING TDS

47	John Unitas, G10-1956/G10-1960
27	Peyton Manning, G4-1998/G14-1999
18	Andrew Luck, G13-16-2013/G14-2014
16	Peyton Manning, G16-2003/G15-2004
13	Peyton Manning, G1-13-2000
13	Peyton Manning, G15-16-2000/G11-2001
12	Peyton Manning, G1-12-2006
12	Peyton Manning, G14-16-2006/G9-2007
11	John Unitas, G14-1966/G10-1967
11	Peyton Manning, G16-2001/G10-2002
11	Peyton Manning, G4-14-2005
10	John Unitas, G1-8,10-11-1965
10	Jim Harbaugh, G10-13,15-16-1995/G4-1996

MOST CONSC. GAMES PASSING TDS cont...

10	Peyton Manning, G13-16-2008/G6-2009
----	-------------------------------------

MOST CONSC. GAMES PASSING TDS (ROOKIE)

13	Peyton Manning, G4-16, 1998
7	Andrew Luck, G10-16, 2012
4	Bert Jones, G1-4, 1973
4	Jack Trudeau, G4-7, 1986
4	Jeff George, G9-12, 1990
4	Andrew Luck, G1-4, 2012
3	(4 times) Last: Jeff George, G14-16, 1990

MOST CONSC. GAMES 2+ TD PASSES

13	Peyton Manning, G1-13, 2004
12	John Unitas, G1-12, 1959
8	Peyton Manning, G6-13, 2005
7	John Unitas, G4-8,10-11, 1965
7	Peyton Manning, G10-16, 2010
6	John Unitas, G5-10, 1960
5	John Unitas, G1-5, 1957
5	Peyton Manning, G7-11, 2008
5	Peyton Manning, G2-6, 2009
5	(10 times) Last: Andrew Luck, G6-10, 2014

HIGHEST TD PCT. (CAREER-1000 ATT)

5.62	John Unitas, 1956-72
5.53	Peyton Manning, 1998-11
4.95	Bert Jones, 1973-81
4.72	Andrew Luck, 2012-15
3.98	Jim Harbaugh, 1994-97
3.38	Mike Pagel, 1982-85

HIGHEST TD PCT. (SEASON-200 ATT)

9.86	Peyton Manning, 2004
8.72	John Unitas, 1959
8.20	Earl Morrall, 1968
8.16	John Unitas, 1965
7.97	John Unitas, 1957

HIGHEST TD PCT. (ROOKIE-SEASON-100 ATT)

4.79	Jeff George, 1990
4.55	John Unitas, 1956
4.52	Peyton Manning, 1998
4.22	George Shaw, 1955
3.70	Bert Jones, 1973
3.67	Andrew Luck, 2012

HIGHEST TD PCT. (GAME-20 ATT)

24.00	Peyton Manning at N.O., Sept. 28, 2003
23.53	Peyton Manning at Balt, Dec. 9, 2007
21.43	Peyton Manning at Det, Nov. 25, 2004
20.00	John Unitas at Atl, Nov. 12, 1967
20.00	Gary Hogeboom at Buf, Oct. 4, 1987

HIGHEST TD PCT. (ROOKIE-GAME-20 ATT)

12.50	John Unitas vs. LA Rams, Nov. 25, 1956
11.54	Peyton Manning vs. Cin, Dec. 13, 1998
10.00	Mike Pagel vs. Cin, Dec. 5, 1982
10.00	Peyton Manning at S.F., Oct. 18, 1998
9.68	Jeff George at Cin, Nov. 25, 1990

LONGEST PASSES

90t	Jones to Roger Carr vs. NYJ, Nov. 16, 1975
89t	Unitas to John Mackey at LA Rams, Oct. 30, 1966
89t	Jones to Roger Carr at Buf, Nov. 9, 1975

LONGEST PASSES cont...

88t	Unitas to Tom Matte vs. Atl, Sept. 17, 1967
87t	Painter to Garcon at T.B., Oct. 3, 2011
86t	Manning to Marcus Pollard at N.O., Nov. 18, 2001
85t	Harbaugh to Marshall Faulk vs. Was, Oct. 23, 1994
84t	Trudeau to Bill Brooks at S.F., Oct. 5, 1986
84t	Morrall to Jimmy Orr at Atl, Sept. 22, 1968
83t	Unitas to John Mackey at Min, Sept. 18, 1966
82t	Shaw to Buddy Young at G.B., Oct. 8, 1955
82t	Unitas to Lenny Moore at S.F., Dec. 8, 1957
82t	Chandler to Clarence Verdin at LA Rams, Sept. 17, 1989

LONGEST PASSES (ROOKIE)

84t	Trudeau to Bill Brooks at S.F., Oct. 5, 1986
82t	Shaw to Buddy Young at G.B., Oct. 8, 1955
78t	Manning to Marshall Faulk vs. N.O., Sept. 27, 1998
71t	Sorgi to Reggie Wayne at Den, Jan. 2, 2005
70t	Luck to T.Y. Hilton vs. Hou, Dec. 30, 2012
68t	George to Bill Brooks vs. N.E., Sept. 16, 1990
66t	DeIBello to Bert Rechichar at Phil, Nov. 15, 1953

**HIGHEST AVG. PER ATTEMPT
(CAREER-1,000 ATT)**

7.78	John Unitas, 1956-72
7.60	Peyton Manning, 1998-11
7.17	Bert Jones, 1973-81
7.11	Andrew Luck, 2012-15
7.08	Jim Harbaugh, 1994-97
6.48	Mike Pagel, 1982-85

**HIGHEST AVG. PER ATTEMPT
(SEASON-200 ATT)**

9.26t	John Unitas, 1964
9.18t	John Unitas, 1968
9.17t	Peyton Manning, 2004
9.05t	Bert Jones, 1976

**HIGHEST AVG. PER ATTEMPT
(ROOKIE-SEASON-100 ATT)**

7.57	John Unitas, 1956
6.98	Andrew Luck, 2012
6.95	Chris Chandler, 1988
6.69	George Shaw, 1955
6.50	Peyton Manning, 1998
6.44	Jeff George, 1990

**HIGHEST AVG. PER ATTEMPT
(GAME-20 ATT)**

18.50	John Unitas at Atl, Nov. 12, 1967
15.67	John Unitas vs. Det, Nov. 10, 1963
15.64	John Unitas vs. Min, Dec. 8, 1963
14.65	Peyton Manning at Balt, Dec. 9, 2007

**HIGHEST AVG. PER ATTEMPT
(ROOKIE-GAME-20 ATT)**

12.21	John Unitas vs. LA Rams, Nov. 25, 1956
11.32	Jeff George vs. NYJ, Nov. 18, 1990
10.47	John Unitas at Det, Nov. 18, 1956

**HIGHEST AVG. PER COMP
(CAREER-1,000 ATT)**

14.22	John Unitas, 1956-72
12.78	Bert Jones, 1973-81
12.45	Mike Pagel, 1982-85
12.17	Andrew Luck, 2012-15
11.88	Jack Trudeau, 1986-93
11.71	Peyton Manning, 1998-11

**HIGHEST AVG. PER COMP
(SEASON-200 ATT)**

17.87	John Unitas, 1964
16.31	John Unitas, 1960
15.98	Earl Morrall, 1968
15.43	John Unitas, 1965
15.02	John Unitas, 1959
15.00	Bert Jones, 1976

**HIGHEST AVG. PER COMP
(ROOKIE-SEASON-100 ATT)**

13.62	John Unitas, 1956
13.33	George Shaw, 1955
12.90	Andrew Luck, 2012
12.55	Chris Chandler, 1988
12.53	Bert Jones, 1973
11.89	Jeff George, 1990

**HIGHEST AVG. PER COMP
(GAME-20 ATT)**

22.25	John Unitas vs. S.F., Nov. 26, 1960
22.12	John Unitas vs. Det, Nov. 10, 1963
21.93	John Unitas vs. Chi, Oct. 2, 1960
21.86	Bert Jones at Buf, Nov. 9, 1975
21.85	John Unitas vs. Min, Oct. 1, 1961

**HIGHEST AVG. PER COMP
(ROOKIE-GAME-20 ATT)**

18.47	John Unitas at Det, Nov. 18, 1956
17.79	Jeff George vs. NYJ, Nov. 18, 1990
17.67	Jeff George at N.E., Nov. 11, 1990
16.67	George Shaw vs. S.F., Nov. 27, 1955
16.29	Andrew Luck at Det, Dec. 2, 2012
16.28	John Unitas vs. LA Rams, Nov. 25, 1956

MOST INTERCEPTIONS (CAREER)

246	John Unitas, 1956-72
198	Peyton Manning, 1998-11
97	Bert Jones, 1973-81
62	Jack Trudeau, 1986-93
50	Andrew Luck, 2012-15
47	Mike Pagel, 1982-85
46	Jeff George, 1990-93
40	Earl Morrall, 1968-71
31	George Shaw, 1955-58
31	Marty Domres, 1972-75
26	Jim Harbaugh, 1994-97

**MOST INTERCEPTIONS
(SEASON-200 ATT)**

28	Peyton Manning, 1998
24	John Unitas, 1960
24	John Unitas, 1961
24	John Unitas, 1966
23	John Unitas, 1962
23	Peyton Manning, 2001
21	Bill Troup, 1978
21	Bert Jones, 1980
20	John Unitas, 1969
20	Bert Jones, 1981

**MOST INTERCEPTIONS
(ROOKIE-SEASON-100 ATT)**

28	Peyton Manning, 1998
19	George Shaw, 1955
18	Jack Trudeau, 1986
18	Andrew Luck, 2012
13	Jeff George, 1990
12	Bert Jones, 1973

MOST INTERCEPTIONS**(ROOKIE-SEASON-100 ATT) cont...**

12	Chris Chandler, 1988
----	----------------------

MOST INTERCEPTIONS (GAME)

6	Peyton Manning at S.D., Nov. 11, 2007
5	Fred Enke at G.B., Oct. 18, 1953
5	Fred Enke at Det, Nov. 17, 1953
5	John Unitas vs. S.F., Nov. 26, 1960
5	John Unitas at G.B., Oct. 8, 1961
5	John Unitas at Det, Nov. 20, 1966
5	John Unitas vs. Chi, Nov. 29, 1970
5	Bill Troup vs. Mia, Sept. 10, 1978
4	(17 times) Last: Peyton Manning vs. Dal, Dec. 5, 2010

MOST INTERCEPTIONS (ROOKIE-GAME)

4	George Shaw vs. G.B., Oct. 29, 1955
4	Bert Jones vs. NYJ, Sept. 23, 1973
4	Bert Jones vs. N.O., Sept. 30, 1973
4	Jack Trudeau vs. N.E., Nov. 9, 1986
4	Jack Trudeau at NYJ, Nov. 16, 1986
4	Jeff George vs. N.E., Sept. 16, 1990
3	(11 times) Last: Andrew Luck at Det, Dec. 2, 2012

**FEWEST INTERCEPTIONS
(SEASON-200 ATT)**

4	Jim Harbaugh, 1997 (309)
5	Jim Harbaugh, 1995 (314)
6	John Unitas, 1964 (305)
6	Marty Domres, 1972 (222)
6	Jack Trudeau, 1987 (229)
6	Jeff George, 1993 (407)
6	Jim Harbaugh, 1994 (202)
7	John Unitas, 1958 (263)
7	Mike Pagel, 1982 (221)

**FEWEST INTERCEPTIONS
(ROOKIE-SEASON-100 ATT)**

7	Mike Pagel, 1982 (221)
10	John Unitas, 1956 (198)
12	Bert Jones, 1973 (108)
12	Chris Chandler, 1988 (233)
13	Jeff George, 1990 (334)

**LOWEST INTERCEPTION PCT.
(CAREER-1,000 ATT)**

2.1	Jim Harbaugh, 1994-97
2.6	Andrew Luck, 2012-15
2.7	Peyton Manning, 1998-11
3.0	Jeff George, 1990-93
3.9	Bert Jones, 1973-81
4.0	Jack Trudeau, 1986-93

**LOWEST INTERCEPTION PCT.
(SEASON-200 ATT)**

1.29	Jim Harbaugh, 1997
1.48	Jeff George, 1993
1.59	Jim Harbaugh, 1995
1.60	Andrew Luck, 2013
1.62	Peyton Manning, 2006
1.77	Peyton Manning, 2003

**LOWEST INTERCEPTION PCT.
(ROOKIE-SEASON-100 ATT)**

2.87	Andrew Luck, 2012
3.17	Mike Pagel, 1982
3.89	Jeff George, 1990
4.32	Jack Trudeau, 1986
4.87	Peyton Manning, 1998
5.05	John Unitas, 1956

MOST CONSC. PASSES WITHOUT INTERCEPTION (CAREER)

202	Jeff George, G10-16, 1993
190	Peyton Manning, G13-16, 2006/G2, 2007
179	Jim Harbaugh, G3-9, 1996
179	Jim Harbaugh, G6-7,12-16, 1997
165	Peyton Manning, G16-2009/ G1-4, 2010
155	Paul Justin, G13, 1995/G4, 1997
138	Peyton Manning, G7-11, 2008
134	Peyton Manning, G1-5, 2006
132	John Unitas, G8-13, 1964
132	Bert Jones, G2-8, 1977
128	Marty Domres, G5-11, 1972

HIGHEST RATING (CAREER-1,000 ATT)

94.9	Peyton Manning, 1998-11
86.6	Jim Harbaugh, 1994-97
85.3	Andrew Luck, 2012-15
78.8	John Unitas, 1956-72
78.8	Bert Jones, 1973-81
72.0	Jeff George, 1990-93

HIGHEST RATING (SEASON-200 ATT)

121.1	Peyton Manning, 2004
104.1	Peyton Manning, 2005
102.5	Bert Jones, 1976
101.0	Peyton Manning, 2006
100.7	Jim Harbaugh, 1995
99.9	Peyton Manning, 2009
99.0	Peyton Manning, 2003
98.0	Peyton Manning, 2007
97.4	John Unitas, 1965
96.5	Andrew Luck, 2014
96.4	John Unitas, 1964

HIGHEST RATING (ROOKIE-SEASON-100 ATT)

76.5	Andrew Luck, 2012
74.0	John Unitas, 1956
73.8	Jeff George, 1990
71.2	Peyton Manning, 1998
67.2	Chris Chandler, 1988
62.4	Mike Pagel, 1982

• RECEIVING •**MOST RECEPTIONS (CAREER)**

1102	Marvin Harrison, 1996-08
1070	Reggie Wayne, 2001-14
631	Raymond Berry, 1955-67
427	Dallas Clark, 2003-11
411	Bill Brooks, 1986-92
363	Lenny Moore, 1956-67
356	Edgerrin James, 1999-05
333	Don McCauley, 1971-81
320	John Mackey, 1963-71
303	Jimmy Orr, 1961-70

MOST RECEPTIONS (SEASON)

143	Marvin Harrison, 2002
115	Marvin Harrison, 1999
111	Reggie Wayne, 2010
109	Marvin Harrison, 2001
106	Reggie Wayne, 2012
104	Reggie Wayne, 2007
102	Marvin Harrison, 2000
100	Dallas Clark, 2009
100	Reggie Wayne, 2009
95	Marvin Harrison, 2006

MOST RECEPTIONS (ROOKIE)

65	Bill Brooks, 1986
64	Marvin Harrison, 1996
62	Edgerrin James, 1999
60	Austin Collie, 2009
52	Andre Rison, 1989
52	Marshall Faulk, 1994
50	Randy McMillan, 1981

MOST RECEPTIONS (ROOKIE) cont...

50	Jerome Pathon, 1998
50	T.Y. Hilton, 2012

MOST RECEPTIONS (GAME)

15	Reggie Wayne at Jax, Oct. 3, 2010
14	Marvin Harrison at Cle, Dec. 26, 1999
14	Marvin Harrison vs. Dal, Nov. 17, 2002
14	Dallas Clark vs. Hou, Nov. 8, 2009
14	Reggie Wayne vs. Dal, Dec. 5, 2010
13	Lydell Mitchell vs. NYJ, Dec. 15, 1974
13	Joe Washington at K.C., Sept. 2, 1979
13	Marvin Harrison at S.D., Sept. 26, 1999
13	Marvin Harrison at NE, Oct. 22, 2000
13	Reggie Wayne vs. G.B., Oct. 7, 2012
12	(10 times) Last: Austin Collie at Den, Sept. 26, 2010

MOST RECEPTIONS (GAME) (ROOKIE)

11	Randy McMillan vs. NYJ, Nov. 8, 1981
9	Randy McMillan at Mia, Nov. 1, 1981
9	Bill Brooks at NYJ, Nov. 16, 1986
8	Sean Dawkins vs. Dal, Oct. 10, 1993
8	Marshall Faulk vs. Was, Oct. 23, 1994
8	Austin Collie at Ten, Oct. 11, 2009

MOST CONS. GAMES WITH RECEPTION

190	Marvin Harrison, G1-1996/G16-2008
134	Reggie Wayne, G1-2006/G16-2014
77	Marshall Faulk, G1-1994/G16-1998
64	Dallas Clark, G1-2006/G6-2010
62	Jessie Hester, G3-1990/G16-1993
58	Jimmy Orr, G12-1961/G3-1963/ G6-1963/G13-1965
47	Edgerrin James, G1-1999/ G1-11-2002
45	Lenny Moore, G8-1957/G4-1961
44	Raymond Berry, G1-1959/G12-1961, G1-8, 1962
39	Bill Brooks, G8-1990/G16-1992

MOST GAMES WITH RECEPTIONS (CAREER)

205	Reggie Wayne, 2001-14
190	Marvin Harrison, 1996-08
142	Raymond Berry, 1955-67
116	Lenny Moore, 1956-67
113	Don McCauley, 1971-81
111	John Mackey, 1963-71
104	Marcus Pollard, 1995-04
103	Bill Brooks, 1986-92
110	Dallas Clark, 2003-11

MOST GAMES 10+ RECEPTIONS (CAREER)

16	Marvin Harrison, 1996-08
15	Reggie Wayne, 2001-14
11	Raymond Berry, 1955-67
3	Don McCauley, 1971-81
3	Lydell Mitchell, 1972-77
3	Joe Washington, 1978-80
3	Anthony Johnson, 1990-93
3	Dallas Clark, 2003-11
2	Austin Collie, 2009-12
2	T.Y. Hilton, 2012-15

MOST GAMES 10+ RECEPTIONS (SEASON)

6	Marvin Harrison, 2002
3	Raymond Berry, 1960
3	Joe Washington, 1979
3	Marvin Harrison, 2000
3	Reggie Wayne (3), 2007,09-10
2	Raymond Berry (2), 1958-59
2	Lydell Mitchell, 1974
2	Anthony Johnson, 1991
2	Marvin Harrison (3), 1999,03-04
2	Austin Collie, 2010

MOST SEASONS LEADING TEAM (*tied)

9	Marvin Harrison, 1996-97,99-04,06
8	Raymond Berry, 1957-61,64-66
7	Reggie Wayne, 2005,07-08,09*-12
4	Lydell Mitchell, 1974-77
4	Bill Brooks, 1987-89,91
3	Tom Mitchell, 1971-72,73*
3	Marshall Faulk, 1994*,95,98

MOST CONSC. SEASONS LEADING TEAM (*tied)

6	Marvin Harrison, 1999-04
6	Reggie Wayne, 2007-08,09*-12
5	Raymond Berry, 1957-61
4	Lydell Mitchell, 1974-77
3	Raymond Berry, 1964-66
3	Tom Mitchell, 1971-72,73*
3	Bill Brooks, 1987-89

MOST SEASONS 50+ RECEPTIONS

12	Marvin Harrison, 1996-06,08
11	Reggie Wayne, 2003-12, 14
7	Raymond Berry, 1958-62, 65-66
6	Bill Brooks, 1986-91
5	Edgerrin James, 1999-00, 02-04

CONSC. SEASONS 50+ RECEPTIONS

11	Marvin Harrison, 1996-06
10	Reggie Wayne, 2003-12
6	Bill Brooks, 1986-91
5	Raymond Berry, 1958-62
4	Lydell Mitchell, 1974-77
4	Jessie Hester, 1990-93
4	Sean Dawkins, 1994-97

MOST RECEPTIONS 2 PLAYERS (SEASON)

204	Harrison (143)/James (61), 2002
200	Clark (100)/Wayne (100), 2009
181	Harrison (95)/Wayne (86), 2006
178	Wayne (111)/Garcon (67)/ Tamme (67), 2010
177	Harrison (115)/James (62), 1999

MOST RECEPTIONS 3 PLAYERS (SEASON)

260	Clark (100)/Wayne (100)/Collie (60), 2009
253	Harrison (143)/James (61)/Wayne (49), 2002
245	Wayne (111)/Garcon (67)/Tamme (67), 2010
231	Harrison (86)/Wayne (77)/Stokely (68), 2004
221	Harrison (95)/Wayne (86)/Addai (40), 2006

TRIO OF 50+ SEASONAL RECEIVERS

Brooks (63)/Rison (52)/Bentley (52), 1989
Bentley (71)/Brooks (62)/Hester (54), 1990
Langhorne (85)/Hester (64)/Johnson (55), 1993
Turner (52)/Faulk (52)/Dawkins (51), 1994
Harrison (64)/Faulk (56)/Dawkins (54), 1996
Faulk (86)/Harrison (59)/Pathon (50), 1998
Harrison (102)/James (63)/Pathon (50), 2000
Harrison (94)/Wayne (68)/James (51), 2003
Harrison (86)/Wayne (77)/Stokely (68)/
James (51), 2004
Wayne (82)/Clark (77)/Harrison (60)/
Gonzalez (57), 2008
Clark (100)/Wayne (100)/Collie (60)/
Addai (51), 2009
Wayne (111)/Garcon (67)/Tamme (67)/
Collie (58), 2010
Wayne (106)/Avery (60)/Hilton (50), 2012
Hilton (82)/Wayne (64)/Fleener (51), 2014

MOST YARDS (CAREER)

14580	Marvin Harrison, 1996-08
14345	Reggie Wayne, 2001-14
9275	Raymond Berry, 1955-67
6039	Lenny Moore, 1956-67
5859	Jimmy Orr, 1961-70
5818	Bill Brooks, 1986-92
5126	John Mackey, 1963-71
4887	Dallas Clark, 2003-11
4770	Roger Carr, 1974-81
3684	Jim Mutscheller, 1954-61

MOST YARDS (SEASON)

1722	Marvin Harrison, 2002
1663	Marvin Harrison, 1999
1524	Marvin Harrison, 2001
1510	Reggie Wayne, 2007
1413	Marvin Harrison, 2000
1366	Marvin Harrison, 2006
1355	Reggie Wayne, 2010
1355	Reggie Wayne, 2012
1345	T.Y. Hilton, 2014
1310	Reggie Wayne, 2006
1298	Raymond Berry, 1960
1272	Marvin Harrison, 2003
1264	Reggie Wayne, 2009
1210	Reggie Wayne, 2004
1146	Marvin Harrison, 2005
1145	Reggie Wayne, 2008
1131	Bill Brooks, 1986
1113	Marvin Harrison, 2004
1112	Roger Carr, 1976
1106	Dallas Clark, 2009
1083	T.Y. Hilton, 2013
1077	Brandon Stokley, 2004
1055	Reggie Wayne, 2005
1038	Reggie Langhorne, 1993

MOST YARDS (ROOKIE)

1131	Bill Brooks, 1986
861	T.Y. Hilton, 2012
836	Marvin Harrison, 1996
820	Andre Rison, 1989
726	John Mackey, 1963

MOST YARDS (GAME)

224	Raymond Berry at Was, Nov. 10, 1957
223	T.Y. Hilton at Hou, Oct. 9, 2014
212	Reggie Wayne vs. G.B., Oct. 7, 2012
210	Roger Carr at NYJ, Oct. 24, 1976
203	Reggie Langhorne at Was, Nov. 7, 1993
200	Reggie Wayne vs. Dal, Dec. 5, 2010
198	Roger Carr vs. Cin, Sept. 19, 1976
196	Marvin Harrison at S.D., Sept. 26, 1999
196	Reggie Wayne at Jax, Oct. 3, 2010
195	Raymond Berry at Dal, Oct. 30, 1960
190	Eddie Hinton vs. K.C., Sept. 28, 1970

MOST YARDS (ROOKIE-GAME)

177	Bill Brooks at NYJ, Nov. 16, 1986
144	John Mackey vs. Min, Dec. 8, 1963
135	Andre Rison vs. Cle, Dec. 10, 1989
134	(4 times) Last: Donte Moncrief vs. Was, Nov. 30, 2014

MOST SEASONS LEADING TEAM

9	Marvin Harrison, 1996-97,99-03,05-06
7	Reggie Wayne, 2004,07-12
5	Jimmy Orr, 1962-65,68
5	Bill Brooks, 1986-89,91
4	Raymond Berry, 1957,59-61
3	Roger Carr, 1976,78,80

MOST CONSC. SEASONS LEADING TEAM

6	Reggie Wayne, 2007-12
5	Marvin Harrison, 1999-03
4	Jimmy Orr, 1962-65
4	Bill Brooks, 1986-89

MOST 100+ GAMES (CAREER)

59	Marvin Harrison, 1996-08
43	Reggie Wayne, 2001-14
23	Raymond Berry, 1955-67
18	Jimmy Orr, 1961-70
17	Lenny Moore, 1956-67
16	T.Y. Hilton, 2012-15
10	Roger Carr, 1974-81
9	Bill Brooks, 1986-92
8	John Mackey, 1963-71
7	Dallas Clark, 2003-11
6	Jim Mutscheller, 1954-61
6	Glenn Doughty, 1972-79
6	Brandon Stokley, 2003-06
6	Pierre Garcon, 2009-11

MOST 100+ GAMES (SEASON)

10	Marvin Harrison, 2002
9	Marvin Harrison, 1999
8	Marvin Harrison, 2000
7	Raymond Berry, 1960
6	Marvin Harrison (4), 2001,03,05-06
6	Reggie Wayne, 2007
6	T.Y. Hilton, 2014
5	Lenny Moore, 1958
5	Brandon Stokley, 2004
5	Reggie Wayne (2), 2006,09
5	T.Y. Hilton, 2012
5	T.Y. Hilton, 2013
4	Raymond Berry, 1959
4	Lenny Moore (2), 1959,60
4	Jimmy Orr, 1962
4	Marvin Harrison, 2004
4	Reggie Wayne (3), 2004,08,10

MOST 100+ GAMES (ROOKIE)

5	T.Y. Hilton, 2012
3	Andre Rison, 1989
2	Ray Perkins, 1967
2	Bill Brooks, 1986
2	Marvin Harrison, 1996
2	Anthony Gonzalez, 2007
2	Donte Moncrief, 2014
1	Clark/Dawkins/Dilger/Hinton/Johnson/Mackey/Wilkins/Rogers

MOST CONSC. 100+ GAMES (*ROOKIE)

6	Raymond Berry, G5-10, 1960
4	Marvin Harrison, G12-15, 1999
4	Marvin Harrison, G5-8, 2000
4	Marvin Harrison, G2-5, 2002
4	Marvin Harrison, G9-12, 2002
4	Marvin Harrison, G4-7, 2003
3	Marvin Harrison, G1-3, 1999
3	Marvin Harrison, G1-3, 2000
3	T.Y. Hilton, G6-8, 2014
	*ROOKIE: Bill Brooks, G11-12, 1986; Marvin Harrison, G14-15, 1996

MOST TOUCHDOWNS (CAREER)

128	Marvin Harrison, 1996-08
82	Reggie Wayne, 2001-14
68	Raymond Berry, 1955-67
50	Jimmy Orr, 1961-70
48	Lenny Moore, 1956-67
46	Dallas Clark, 2003-11
40	Jim Mutscheller, 1954-61
38	John Mackey, 1963-71
35	Marcus Pollard, 1995-04
29	Roger Carr, 1974-81

MOST TOUCHDOWNS (SEASON)

15	Marvin Harrison (2), 2001, 04
14	Raymond Berry, 1959
14	Marvin Harrison, 2000
12	Marvin Harrison (3), 1999, 2005-06
12	Reggie Wayne, 2004
11	Jimmy Orr, 1962
11	Roger Carr, 1976

MOST TOUCHDOWNS (SEASON) cont...

11	Marvin Harrison, 2002
11	Dallas Clark, 2007
10	(7 times) Last: Dallas Clark/Reggie Wayne, 09

MOST TOUCHDOWNS (ROOKIE)

8	Bill Brooks, 1986
8	Marvin Harrison, 1996
7	John Mackey, 1963
7	Austin Collie, 2009
7	T.Y. Hilton, 2012

MOST TOUCHDOWNS (GAME)

3	Jim Mutscheller at GBM, Oct. 13, 1957
3	Raymond Berry at Dal, Oct. 30, 1960
3	Raymond Berry vs. G.B., Nov. 6, 1960
3	Lenny Moore vs. Min, Oct. 1, 1961
3	Jimmy Orr vs. Was, Dec. 8, 1962
3	Jimmy Orr vs. LA Rams, Oct. 4, 1964
3	Roger Carr vs. Cin, Sept. 19, 1976
3	Marvin Harrison at K.C., Dec. 15, 1996
3	Ken Dilger vs. Mia, Dec. 8, 1997
3	Marvin Harrison at S.F., Oct. 18, 1998
3	Marvin Harrison at N.E., Sept. 19, 1999
3	Marvin Harrison vs. Min, Dec. 24, 2000
3	Marvin Harrison vs. Buf, Sept. 23, 2001
3	Marvin Harrison vs. Mia, Nov. 11, 2001
3	Marvin Harrison at N.O., Sept. 28, 2003
3	Brandon Stokley at Det, Nov. 25, 2004
3	Marvin Harrison at Det, Nov. 25, 2004
3	Reggie Wayne at Den, Oct. 29, 2006
3	Dallas Clark vs. Den, Dec. 13, 2009
3	T.Y. Hilton at Hou, Nov. 3, 2013

MOST TOUCHDOWNS (ROOKIE-GAME)

3	Marvin Harrison at K.C., Dec. 15, 1996
2	John Mackey vs. Min, Dec. 8, 1963
2	Preston Pearson at LA Rams, Dec. 15, 1968
2	Marshall Johnson at NYJ, Oct. 26, 1975
2	Anthony Gonzalez at Balt, Dec. 9, 2007
2	Austin Collie at Ten, Oct. 11, 2009
2	T.Y. Hilton at N.E., Nov. 18, 2012
2	Da'Rick Rogers at Cin, Dec. 8, 2013
2	Donte Moncrief vs. Was, Nov. 30, 2014

MOST GAMES WITH TOUCHDOWNS (CAREER)

90	Marvin Harrison, 1996-08
73	Reggie Wayne, 2001-14
56	Raymond Berry, 1955-67
39	Lenny Moore, 1956-67
38	Dallas Clark, 2003-11
37	Jimmy Orr, 1961-70
34	Jim Mutscheller, 1954-61
33	John Mackey, 1963-71
33	Marcus Pollard, 1995-04
27	Bill Brooks, 1986-92

MOST GAMES WITH TOUCHDOWNS (SEASON)

11	Marvin Harrison, 2004
10	Raymond Berry, 1959
10	Marvin Harrison, 2000
10	Reggie Wayne, 2004
9	Marvin Harrison, 2001
9	Marvin Harrison, 2005
9	Reggie Wayne (2), 2007,09
8	(4 times) Last: Dallas Clark, 2007
7	(12 times) Last: Dallas Clark, 2009

MOST CONSC. GAMES RECEIVING TDS

7	Raymond Berry, G8-12-1959/G2-1960
5	Jim Mutscheller, G12-1956/G4-1957
5	Jim Mutscheller, G11-12-1958/G3-1959
5	Raymond Berry, G10-11-1958/G3-1959
5	Jimmy Orr, G12-14-1962/G2-1963
5	Raymond Berry, G5-9, 1965
5	Marvin Harrison, G10-14, 2004

**MOST CONSC. GAMES RECEIVING TDS
cont...**

5	Dallas Clark, G2-6, 2007
5	Reggie Wayne, G3-7, 2009
4	(9 times) Last: Austin Collie, G1-4, 2010

MOST SEASONS LEADING TEAM (*tied)

11	Marvin Harrison, 1996-97,98*,99-06
4	Raymond Berry, 1958-60,64*
4	Glenn Doughty, 1973*,74*,75*,77*
3	(9 times) Last: Dallas Clark, 2007,08*,09*

**MOST CONSC. SEASONS LEADING
TEAM (*tied)**

11	Marvin Harrison, 1996-97,98*,99-06
3	Glenn Doughty, 1973*,74*,75*
3	Raymond Berry, 1958-60
3	Jim Mutscheller 1955-57
3	Willie Richardson, 1967-68,69*
3	Dallas Clark, 2007, 08*,09*

LONGEST RECEPTIONS

90t	Carr from Jones vs. NYJ, Nov. 16, 1975
89t	Mackey from Unitas at LA Rams, Oct. 30, 1966
89t	Carr from Jones at Buf, Nov. 9, 1975
88t	Matte from Unitas vs. Atl, Sept. 17, 1967
87t	Garcon from Painter at T.B., Oct. 3, 2011
86t	Pollard from Manning at N.O., Nov. 18, 2001
85t	Faulk from Harbaugh vs. Was, Oct. 23, 1994
84t	Brooks from Trudeau at S.F., Oct. 5, 1986
84t	Orr from Morrall at Atl, Sept. 22, 1968
83t	Mackey from Unitas at Min, Sept. 18, 1966
82t	Young from Shaw at G.B., Oct. 8, 1955
82t	Moore from Unitas at S.F., Dec. 8, 1957
82t	Verdin from Chandler at LA Rams, Sept. 17, 1989

LONGEST RECEPTIONS (ROOKIE)

85t	Faulk from Jim Harbaugh vs. Wash, Oct. 23, 1994
84t	Brooks from Jack Trudeau at S.F., Oct. 5, 1986
80t	Wilkins from Peyton Manning at Phil, Nov. 21, 1999
79t	Moncrief from Andrew Luck vs. Was, Nov. 30, 2014
78t	Womble from Garry Kerkorian vs. S.F., Nov. 28, 1954
74t	Turner from Lamar McHan vs. Min, Dec. 16, 1962
72	Brown from Peyton Manning at Ari, Sept. 27, 2009
70t	Hilton from Andrew Luck vs. Hou, Dec. 30, 2012

HIGHEST AVERAGE (CAREER-100 REC)

19.3	Jimmy Orr, 1961-70
18.8	Roger Carr, 1974-81
17.1	Ray Butler, 1980-85
16.8	Jim Mutscheller, 1954-61
16.6	Lenny Moore, 1956-67
16.2	Glenn Doughty, 1972-79
15.3	Willie Richardson, 1963-69,71
15.2	T.Y. Hilton, 2012-15
14.7	Raymond Berry, 1955-67
14.4	Jessie Hester, 1990-93
14.3	Raymond Chester, 1973-77

HIGHEST AVERAGE (SEASON-30 REC)

25.9	Roger Carr, 1976
21.7	Jimmy Orr, 1964
21.0	Roger Carr, 1978
20.8	Lenny Moore, 1960
20.7	John Mackey, 1963
20.4	John Mackey, 1964
18.9	Willie Richardson, 1968
18.8	Jimmy Orr, 1965
18.7	Lenny Moore, 1958
18.1	Ray Butler, 1981

HIGHEST AVERAGE (ROOKIE-30 REC)

20.7	John Mackey, 1963
17.4	Bill Brooks, 1986
17.2	T.Y. Hilton, 2012
16.9	Ray Butler, 1980
15.8	Andre Rison, 1989
15.6	Anthony Gonzalez, 2007

HIGHEST AVERAGE (GAME-3 REC)

48.8	Raymond Berry at Dal, Oct. 30, 1960
44.7	Donte Moncrief vs. Was, Nov. 30, 2014
42.0	Roger Carr at NYJ, Oct. 24, 1976
42.0	Marcus Pollard at N.O., Nov. 18, 2001
40.0	Torrance Small at Sea, Dec. 20, 1998
39.3	Lenny Moore vs. Chi, Oct. 4, 1958
36.3	Ray Butler vs. Mia, Sept. 27, 1981
36.3	Glenn Doughty at Det, Oct. 21, 1973
36.0	Bill Brooks vs. Den, Oct. 31, 1988
35.7	Lenny Moore vs. Min, Nov. 15, 1964
35.0	Lenny Moore vs. Chi, Oct. 2, 1960
35.0	Marshall Johnson at NYJ, Oct. 26, 1975

HIGHEST AVERAGE (ROOKIE-GAME-3 REC)

44.7	Donte Moncrief vs. Was, Nov. 30, 2014
35.0	Marshall Johnson at NYJ, Oct. 26, 1975
28.8	John Mackey vs. Min, Dec. 8, 1963
28.3	Royce Womble vs. S.F., Nov. 22, 1954
28.3	T.Y. Hilton vs. Jax, Sept. 23, 2012
28.0	John Mackey at Min, Nov. 17, 1963
27.8	Terrence Wilkins at Phil, Nov. 21, 1999
27.8	T.Y. Hilton vs. Hou, Dec. 30, 2012

1,000-YARD SEASONS

8	Marvin Harrison, 1996-2008
8	Reggie Wayne, 2001-14
2	T.Y. Hilton, 2012-15
1	Raymond Berry, 1955-67
1	Roger Carr, 1974-81
1	Bill Brooks, 1986-92
1	Reggie Langhorne, 1992-93
1	Brandon Stokley, 2003-06
1	Dallas Clark, 2003-11

• PLAYS FROM SCRIMMAGE •**MOST ATTEMPTS (CAREER)**

2544	Edgerrin James, 1999-05
1689	Lydell Mitchell, 1972-77
1686	Marshall Faulk, 1994-98
1451	Tom Matte, 1961-72
1432	Lenny Moore, 1956-67
1396	Eric Dickerson, 1987-91
1286	Joseph Addai, 2006-11
1154	Randy McMillan, 1981-86
1112	Marvin Harrison, 1996-08
1103	Don McCauley, 1971-81

MOST ATTEMPTS (SEASON)

450	Edgerrin James, 2000
431	Edgerrin James, 1999
424	Eric Dickerson, 1988
410	Marshall Faulk, 1998
404	Edgerrin James, 2005

MOST ATTEMPTS (SEASON) cont...

385	Edgerrin James, 2004
372	Lydell Mitchell, 1977
366	Marshall Faulk, 1994
361	Edgerrin James, 2003
349	Lydell Mitchell, 1975, 1976

MOST ATTEMPTS (ROOKIE)

431	Edgerrin James, 1999
366	Marshall Faulk, 1994
267	Dominic Rhodes, 2001
266	Joseph Addai, 2006
240	Alan Ameche, 1955

MOST ATTEMPTS (GAME)

42	Lydell Mitchell at NYJ, Oct. 20, 1974
42	Edgerrin James vs. NYJ, Nov. 16, 2003
39	Eric Dickerson vs. Buf, Dec. 18, 1988
39	Edgerrin James at Sea, Oct. 15, 2000
39	Edgerrin James at Jax, Dec. 11, 2005
38	Dominic Rhodes at Buf, Nov. 4, 2001
38	Edgerrin James vs. Mia, Sept. 15, 2002
37	Lydell Mitchell at Sea, Sept. 18, 1977
37	Edgerrin James at Mia, Dec. 17, 2000
37	Edgerrin James at N.E., Nov. 7, 2005
36	Lydell Mitchell vs. Mia, Dec. 9, 1973
36	Lydell Mitchell vs. Mia, Dec. 14, 1975
36	Eric Dickerson vs. S.D., Nov. 8, 1987
36	Marshall Faulk at N.E., Sept. 13, 1998
36	Edgerrin James vs. NYJ, Nov. 12, 2000

MOST ATTEMPTS (ROOKIE-GAME)

38	Dominic Rhodes at Buf, Nov. 4, 2001
34	Edgerrin James vs. Dal, Oct. 31, 1999
33	Rodney Culver at N.E., Dec. 6, 1992
33	Edgerrin James at N.E., Sept. 19, 1999
33	Dominic Rhodes vs. S.F., Nov. 25, 2001
33	Dominic Rhodes vs. Den, Jan. 6, 2002

MOST SEASONS 200+ ATTEMPTS

6	Edgerrin James, 1999-00,02-05
5	Lydell Mitchell, 1973-77
5	Marshall Faulk, 1994-98
4	Eric Dickerson, 1987-89,91
3	Tom Matte, 1968-69,71
3	Curtis Dickey, 1980-81,83
3	Randy McMillan, 1983,85-86
3	Joseph Addai, 2006-07,09

CONSC. SEASONS 200+ ATTEMPTS

5	Lydell Mitchell, 1973-77
5	Marshall Faulk, 1994-98
4	Edgerrin James, 2002-05
3	Eric Dickerson, 1987-89
2	Addai/Ameche/Dickey/James/Matte/McMillan/Washington

MOST YARDS (CAREER)

14608	Marvin Harrison, 1996-08
14345	Reggie Wayne, 2001-14
12065	Edgerrin James, 1999-05
11213	Lenny Moore, 1956-67
9275	Raymond Berry, 1955-67
8124	Marshall Faulk, 1994-98
8010	Lydell Mitchell, 1972-77
7515	Tom Matte, 1961-72
6276	Eric Dickerson, 1987-91
5901	Joseph Addai, 2006-11
5894	Bill Brooks, 1986-92

MOST YARDS (SEASON)

2303	Edgerrin James, 2000
2227	Marshall Faulk, 1998
2139	Edgerrin James, 1999
2036	Eric Dickerson, 1988
2031	Edgerrin James, 2004
1843	Edgerrin James, 2005
1804	Marshall Faulk, 1994
1779	Lydell Mitchell, 1977
1755	Lydell Mitchell, 1976
1737	Lydell Mitchell, 1975
1732	Marvin Harrison, 2002
1667	Marvin Harrison, 1999
1634	Joe Washington, 1979
1605	Curtis Dickey, 1983

MOST YARDS (ROOKIE)

2139	Edgerrin James, 1999
1804	Marshall Faulk, 1994
1406	Joseph Addai, 2006
1328	Dominic Rhodes, 2001
1136	Bill Brooks, 1986
1102	Alan Ameche, 1955

MOST YARDS (GAME)

267	Marshall Faulk at Balt, Nov. 29, 1998
240	Anthony Johnson vs. N.E., Nov. 15, 1992
229	Eric Dickerson vs. T.B., Dec. 27, 1987
228	Edgerrin James at Sea, Oct. 15, 2000
226	Joseph Addai vs. N.E., Nov. 4, 2007
224	Raymond Berry at Was, Nov. 10, 1957
223	T.Y. Hilton at Hou, Oct. 9, 2014
222	Marshall Faulk vs. St.L. Rams, Oct. 1, 1995
220	Marshall Faulk at NYJ, Dec. 7, 1997
220	Edgerrin James vs. Mia, Sept. 15, 2002
219	Lydell Mitchell vs. K.C., Nov. 30, 1975
217	Lenny Moore vs. Phil, Nov. 21, 1965
216	Alan Ameche vs. LA Rams, Nov. 25, 1956
216	Lydell Mitchell at S.D., Nov. 7, 1976
215	Edgerrin James at Chi, Nov. 21, 2004
213	Marshall Faulk vs. Was, Oct. 23, 1994
212	Lenny Moore vs. G.B., Oct. 28, 1956
212	Reggie Wayne vs. G.B., Oct. 7, 2012
210	Lenny Moore vs. Chi, Oct. 29, 1961
210	Roger Carr at NYJ, Oct. 24, 1976
209	Edgerrin James vs. Dal, Oct. 31, 1999
208	Lenny Moore at NYG, Nov. 9, 1958
208	Joseph Addai vs. Phil, Nov. 26, 2006
207	Eric Dickerson vs. Hou, Sept. 4, 1988

MOST YARDS (GAME) cont...

207	Edgerrin James vs. Min, Dec. 24, 2000
206	Edgerrin James at Hou, Dec. 28, 2003
203	Reggie Langhorne at Was, Oct. 7, 1993
202	George Wonsley vs. Det, Sept. 22, 1985
200	Marvin Harrison at S.D., Sept. 26, 1999
200	Reggie Wayne vs. Dal, Dec. 5, 2010

MOST YARDS (ROOKIE-GAME)

213	Marshall Faulk vs. Was, Oct. 23, 1994
212	Lenny Moore vs. G.B., Oct. 28, 1956
209	Edgerrin James vs. Dal, Oct. 31, 1999
208	Joseph Addai vs. Phil, Nov. 26, 2006
199	Edgerrin James vs. K.C., Nov. 7, 1999
199	Edgerrin James at Phil, Nov. 21, 1999
194	Alan Ameche vs. Chi, Sept. 25, 1955

MOST 1,000+ SEASONS

8	Marvin Harrison, 1999-06
8	Reggie Wayne, 2004-14
6	Lenny Moore, 1957-61,64
6	Edgerrin James, 1999-00,02-05
5	Lydell Mitchell, 1973-77
5	Marshall Faulk, 1994-98
3	Tom Matte, 1963,67,69
3	Curtis Dickey, 1980-81,83
3	Eric Dickerson, 1987-89
3	Joseph Addai, 2006-07,09
2	T.Y. Hilton, 2012-15

MOST CONSC. 1,000+ SEASONS

8	Marvin Harrison, 1999-06
7	Reggie Wayne, 2004-10
5	Lenny Moore, 1957-61
5	Lydell Mitchell, 1973-77
5	Marshall Faulk, 1994-98
4	Edgerrin James, 2002-05
3	Eric Dickerson, 1987-89
2	T.Y. Hilton, 2013-14

MOST 100+ GAMES (CAREER)

75	Edgerrin James, 1999-05
59	Marvin Harrison, 1996-07
47	Lenny Moore, 1956-67
43	Reggie Wayne, 2001-14
42	Lydell Mitchell, 1972-77
38	Marshall Faulk, 1994-98
29	Eric Dickerson, 1987-91
24	Raymond Berry, 1955-67
22	Tom Matte, 1961-72
19	Joseph Addai, 2006-11
18	Jimmy Orr, 1961-70
18	Curtis Dickey, 1980-85

MOST 100+ GAMES (SEASON)

15	Edgerrin James, 2000
13	Marshall Faulk, 1998
13	Edgerrin James, 2004
13	Edgerrin James, 2005
12	Edgerrin James, 1999
11	Lydell Mitchell, 1976
11	Lydell Mitchell, 1977
10	Lydell Mitchell, 1975
10	Eric Dickerson, 1988
10	Marvin Harrison, 2002
10	Edgerrin James, 2003

MOST 100+ GAMES (ROOKIE)

12	Edgerrin James, 1999
9	Marshall Faulk, 1994
6	Joseph Addai, 2006
5	Dominic Rhodes, 2001
5	T.Y. Hilton, 2012
4	Randy McMillan, 1981
3	Ameche/Dickey/Lorick/Potts/Rison
2	Brooks/Culver/Gonzalez/Harrison/Moore/Perkins/Vessels/Moncrief

MOST CONSC. 100+ GAMES

16	Lydell Mitchell, G8-14-1975/G1-9-1976
13	Edgerrin James, G1-13, 2005
12	Edgerrin James, G1-12, 2000
10	Edgerrin James, G4-13, 2004
9	Marshall Faulk, G6-14, 1998
9	Edgerrin James, G7-15, 1999
7	Tom Matte, G5-11, 1969
6	Raymond Berry, G5-10, 1960
6	Edgerrin James, G4-6-2001/G1-3-2002
5	Eric Dickerson, G14-16-1988/G1-2-1989
5	Marshall Faulk, G-14-16-1997/G1-2-1998
5	Edgerrin James, G14-16-2000/G1-2-2001
5	Edgerrin James, G10-14, 2003
4	Addai/Dickerson (2)/Dickey/Faulk/Harrison (5)/James/Mitchell (2)/Moore (2)

MOST CONSC. 100+ GAMES (ROOKIE)

9	Edgerrin James, G7-15, 1999
3	Marshall Faulk, G8-10, 1994
3	Tony Lorick, G7-9, 1964
2	Addai/Ameche/Brooks/Harrison/McMillan/Moore/Rhodes

MOST 150+ GAMES (CAREER)

25	Edgerrin James, 1999-05
16	Lenny Moore, 1956-67
13	Marshall Faulk, 1994-98
12	Eric Dickerson, 1987-91
11	Lydell Mitchell, 1972-77
10	Marvin Harrison, 1996-07
8	Raymond Berry, 1955-67
7	Reggie Wayne, 2001-14
6	Albert Bentley, 1985-91
4	Jimmy Orr, 1961-70
4	Tom Matte, 1961-72
4	T.Y. Hilton, 2012-15
3	Addai/Ameche/Carr/Dickey/Rhodes/Washington

MOST 150+ GAMES (SEASON)

7	Edgerrin James, 2000
6	Marshall Faulk, 1998
5	Lenny Moore, 1958
5	Eric Dickerson, 1988
5	Edgerrin James, 2004
4	Eric Dickerson, 1989
4	Edgerrin James, 1999
3	(9 times) Last: T.Y. Hilton, 2014

MOST 150+ GAMES (ROOKIE)

4	Edgerrin James, 1999
3	Marshall Faulk, 1994
3	Dominic Rhodes, 2001
2	Alan Ameche, 1955
1	Addai/Brooks/McMillan/Moore

MOST 1,500+ SEASONS

5	Edgerrin James, 1999-00, 03-05
4	Marshall Faulk, 1994-95, 97-98
3	Lydell Mitchell, 1975-77
3	Marvin Harrison, 1999, 01-02
2	Eric Dickerson, 1988-89
1	Lenny Moore, 1958
1	Joe Washington, 1979
1	Curtis Dickey, 1983

MOST 1,500+ SEASONS cont...

1 Reggie Wayne, 2007

PCT. OF NET YARDAGE SEASONAL LEADERS

43.5 Marshall Faulk, 1998 (2227-5116)
 41.8 Eric Dickerson, 1988 (2036-4870)
 40.9 Marshall Faulk, 1994 (1804-4413)
 38.8 Lydell Mitchell, 1977 (1779-4588)
 38.6 Lydell Mitchell, 1975 (1737-4498)
 37.5 Edgerrin James, 2000 (2303-6141)
 37.4 Edgerrin James, 1999 (2139-5726)
 33.9 Lydell Mitchell, 1974 (1301-3843)
 33.8 Lenny Moore, 1958 (1536-4539)
 33.7 Joe Washington, 1979 (1634-4846)
 33.7 Lydell Mitchell, 1976 (1755-5236)
 32.5 Joe Washington, 1978 (1333-4107)
 32.0 Curtis Dickey, 1983 (1605-5018)

• **SACKS** •
 *(SINCE 1982)

MOST (CAREER)

112.0 Robert Mathis, 2003-15
 107.5 Dwight Freeney, 2002-12
 50.0 Duane Bickett, 1985-93
 40.0 Donnell Thompson, 1981-91
 37.0 Chad Bratzke, 1999-03

MOST (SEASON)

19.5 Robert Mathis, 2013
 16.0 Dwight Freeney, 2004
 13.5 Dwight Freeney, 2009
 13.0 Dwight Freeney, 2002
 12.0 Chad Bratzke, 1999
 11.5 Johnnie Cooks, 1984
 11.5 Robert Mathis, 2005
 11.5 Robert Mathis, 2008
 11.0 (4 times) Last: Robert Mathis, 2010

MOST (ROOKIE)

13.0 Dwight Freeney, 2002
 11.0 Vernon Maxwell, 1983
 6.5 Jonathan Newsome, 2014
 6.0 Duane Bickett, 1985
 5.0 Jon Hand, 1986
 4.5 Ellis Johnson, 1995

MOST (GAME)

4.5 Johnnie Cooks at LA Raid,
 Nov. 25, 1984
 4.0 Chip Banks vs. Cle, Sept. 6, 1992
 4.0 Duane Bickett at NYJ, Nov. 1, 1987
 3.5 Duane Bickett at N.E., Dec. 6, 1992
 3.0 (20 times) Last: Robert Mathis at Jax,
 Sept. 29, 2013

MOST (ROOKIE-GAME)

3.0 Vernon Maxwell vs. Den,
 Sept. 11, 1983
 2.0 (10 times) Last: Jonathan Newsome at
 Ten, Dec. 28, 2014

MOST GAMES SACKS (CAREER)

86 Robert Mathis, 2003-15
 81 Dwight Freeney, 2002-12
 38 Duane Bickett, 1985-93
 38 Donnell Thompson, 1982-91
 32 John Hand, 1986-93

MOST GAMES SACKS (SEASON)

12 Robert Mathis, 2013
 11 Dwight Freeney, 2009
 11 Robert Mathis, 2005
 10 Dwight Freeney, 2002
 9 Dwight Freeney, 2004
 9 Dwight Freeney, 2005

MOST GAMES MULTI-SACKS (CAREER)

27 Robert Mathis, 2003-15
 25 Dwight Freeney, 2002-12
 10 Duane Bickett, 1986-93
 10 Chad Bratzke, 1999-01
 6 (4 times) Last: Ellis Johnson, 1997-01

MOST GAMES MULTI-SACKS (SEASON)

7 Robert Mathis, 2013
 5 Chad Bratzke, 1999
 5 Dwight Freeney, 2004
 4 Robert Mathis, 2006
 4 Robert Mathis, 2008
 3 (14 times) Last: Jonathan Newsome,
 2014

• **INTERCEPTIONS** •

MOST (CAREER)

57 Bobby Boyd, 1960-68
 37 Don Shinnick, 1957-68
 34 Jerry Logan, 1963-72
 34 Eugene Daniel, 1984-96
 32 Andy Nelson, 1957-63
 31 Rick Volk, 1967-75
 27 Milt Davis, 1957-60
 27 Mike Prior, 1987-92
 25 Stan White, 1972-79
 24 Bert Rechichar, 1953-59

MOST (SEASON)

11 Tom Keane, 1953
 10 Milt Davis, 1957
 10 Lyle Blackwood, 1977
 9 Bobby Boyd, 1964
 9 Bobby Boyd, 1965
 8 Andy Nelson, 1958
 8 Ray Brown, 1958
 8 Bobby Boyd, 1968
 8 Charlie Stukes, 1971
 8 Stan White, 1975
 8 Eugene Daniel, 1985
 8 Ray Buchanan, 1994

MOST (ROOKIE)

10 Milt Davis, 1957
 8 Ray Brown, 1958
 7 Bobby Boyd, 1960
 6 Rick Volk, 1967
 6 Eugene Daniel, 1984

MOST (GAME)

3 Bert Rechichar vs. Chi,
 Sept. 27, 1953
 3 Tom Keane at Phil, Nov. 15, 1953
 3 Tom Keane at LA Rams,
 Dec. 4, 1954
 3 Gary Glick at Was, Nov. 26, 1961
 3 Jerry Logan at NYJ, Oct. 18, 1970
 3 Jackie Wallace at N.E.,
 Sept. 12, 1976
 3 Lyle Blackwood vs. NYJ,
 Nov. 20, 1977
 3 Eugene Daniel vs. G.B., Oct. 27, 1985
 3 Leonard Coleman vs. N.O.,
 Oct. 12, 1986
 3 Mike Prior vs. Pho, Dec. 20, 1992

MOST (ROOKIE-GAME)

2 (15 times) Most: Milt Davis (3)/Ray
 Brown (3)/Bobby Boyd (2)/
 Last: Clint Session at S.D.,
 Nov. 11, 2007

MOST GAMES INTERCEPTIONS (CAREER)

48 Bobby Boyd, 1960-68
 31 Jerry Logan, 1963-72
 30 Eugene Daniel, 1984-96
 29 Rick Volk, 1967-75

MOST GAMES INTERCEPTIONS (CAREER) cont...

28 Don Shinnick, 1957-68
 26 Andy Nelson, 1957-63
 24 Mike Prior, 1987-92
 21 Bert Rechichar, 1953-59
 21 Milt Davis, 1957-60
 20 Stan White, 1972-79

MOST GAMES INTERCEPTIONS (SEASON)

8 Bobby Boyd, 1964
 7 Tom Keane, 1953
 7 Milt Davis, 1957
 7 Bobby Boyd, 1962, 65
 7 Ray Buchanan, 1994
 6 (Many times) Last: Mike Prior, 1992

MOST GAMES INTERCEPTIONS (ROOKIE)

7 Milt Davis, 1957
 6 Eugene Daniel, 1984
 5 Ray Brown, 1958
 5 Bobby Boyd, 1960
 5 Rick Volk, 1967

MOST CONSC. GAMES INTERCEPTIONS (CAREER)

5 Ray Buchanan, G10-14, 1994
 4 Carl Taseff, G8-11, 1958
 4 Don Shinnick, G11-12-1959/G1-2-1960
 4 Charlie Stukes, G2-5, 1971
 3 (24 times) Last: Ray Buchanan, G12-14,
 1994

MOST CONSC. GAMES INTERCEPTIONS (ROOKIE)

3 Milt Davis, G1-3, 1957
 3 Don Shinnick, G1-3, 1957
 3 Eugene Daniel, G13-15, 1984
 2 (Many times) Last: Jason David, G12-
 13, 2004

MOST GAMES 2+ INTERCEPTIONS (CAREER)

9 Bobby Boyd, 1960-68
 9 Don Shinnick, 1957-68
 6 Milt Davis, 1957-60
 6 Andy Nelson, 1957-63
 5 Stan White, 1972-79
 4 Tom Keane, 1953-54
 4 Charlie Stukes, 1967-72
 3 Adams/Blackwood/Brown/Daniel/June/
 Thompson

MOST GAMES 2+ INTERCEPTIONS (ROOKIE)

3 Milt Davis, 1957
 3 Ray Brown, 1958
 2 Bobby Boyd, 1960
 1 Braziel/Daniel/Eggers/Jones/Nelson/
 Session/Volk

MOST YARDS RETURNED (CAREER)

994 Bobby Boyd, 1960-68
 518 Rick Volk, 1967-75
 418 Eugene Daniel, 1984-96
 410 Milt Davis, 1957-60
 397 Jerry Logan, 1963-72
 379 Bruce Laird, 1972-81
 372 Lyle Blackwood, 1977-80
 365 Andy Nelson, 1957-63
 351 Mike Prior, 1987-92
 348 Stan White, 1972-79

MOST YARDS RETURNED (SEASON)

225 Keith Taylor, 1989
 221 Ray Buchanan, 1994
 219 Milt Davis, 1957
 199 Andy Nelson, 1958

MOST YARDS RETURNED (SEASON) cont...

185	Bobby Boyd, 1964
163	Bobby Boyd, 1962
163	Lyle Blackwood, 1977
160	Bobby Boyd, 1968
154	Rick Volk, 1968
149	Ray Brown, 1958

MOST YARDS RETURNED (ROOKIE)

219	Milt Davis, 1957
149	Ray Brown, 1958
145	Rick Volk, 1967
132	Bobby Boyd, 1960
94	James Burroughs, 1982

MOST YARDS RETURNED (GAME)***ROOKIE**

121	*Milt Davis at Chi, Nov. 17, 1957
116	Andy Nelson vs. G.B., Nov. 2, 1958
113	Ray Buchanan at N.E., Dec. 11, 1994
107	Kelvin Hayden vs. Cin, Dec. 7, 2008
97	Eugene Daniel vs. NYJ, Oct. 29, 1995
94	*Rick Volk at Chi, Oct. 8, 1967
94	*James Burroughs at Min, Dec. 12, 1982
90	Rick Volk at S.F., Oct. 13, 1968
90	*Steve Emtman at Mia, Oct. 25, 1992
84	*Bobby Boyd vs. Det, Dec. 4, 1960

HIGHEST RETURN AVERAGE (CAREER-12 INT)

22.5	Jason Belser, 1992-00
22.2	Ray Buchanan, 1993-94
19.9	Bruce Laird, 1972-81
19.6	Lyle Blackwood, 1977-80
18.3	Ray Brown, 1958-60
17.4	Bobby Boyd, 1960-68
16.7	Rick Volk, 1967-75
15.2	Milt Davis, 1957-60
14.0	Don Shula, 1953-56

HIGHEST RETURN AVERAGE (SEASON-3 INT)

47.3	Eugene Daniel, 1995
45.0	Kelvin Hayden, 2008
36.5	Lyle Blackwood, 1978
32.1	Keith Taylor, 1989
32.0	Gary Brackett, 2007
31.5	Jackie Wallace, 1975
30.3	Nick Harper, 2003
27.6	Ray Buchanan, 1994
25.7	Wendell Harris, 1965
25.7	Rick Volk, 1968

HIGHEST RETURN AVERAGE (ROOKIE-3 INT)

24.2	Rick Volk, 1967
21.9	Milt Davis, 1957
18.9	Bobby Boyd, 1960
18.6	Ray Brown, 1958
17.7	Jacob Lacey, 2009

HIGHEST RETURN AVERAGE (GAME-2INT) *ROOKIE

60.5	*Milt Davis at Chi, Nov. 17, 1957
58.0	Andy Nelson vs. G.B., Nov. 2, 1958
56.5	Ray Buchanan at N.E., Dec. 11, 1994
53.5	Kelvin Hayden vs. Cin, Dec. 7, 2008
42.0	*Bobby Boyd vs. Det, Dec. 4, 1960
41.0	Keith Taylor vs. Buf, Oct. 8, 1989
39.5	*Milt Davis at S.F., Dec. 8, 1957
37.0	Gary Brackett at Balt, Dec. 9, 2007
31.5	Wendell Harris vs. Det, Oct. 10, 1965
31.0	Darius Butler at Jax, Nov. 8, 2012
27.5	*Ray Brown vs. Chi, Oct. 4, 1958
27.5	Bobby Boyd vs. Atl, Dec. 1, 1968

LONGEST RETURN (*ROOKIE)

97t	Eugene Daniel vs. NYJ, Oct. 29, 1995
94t	*Rick Volk at Chi, Oct. 8, 1967
94t	*James Burroughs at Min, Dec. 12, 1982
90t	Rick Volk at S.F., Oct. 13, 1968
90t	*Steve Emtman at Mia, Oct. 25, 1992
90t	Ray Buchanan at N.E., Dec. 11, 1994
85t	Kelvin Hayden vs. Cin, Dec. 7, 2008
83t	Matt Giordano vs. N.O., Sept. 6, 2007
80t	John Holt vs. S.D., Nov. 30, 1986
80t	Keith Taylor vs. Buf, Oct. 8, 1989

MOST TOUCHDOWNS (CAREER)

5	Jerry Logan, 1963-72
4	Bobby Boyd, 1960-68
3	Milt Davis, 1957-60
3	Andy Nelson, 1957-63
3	Ray Buchanan, 1993-94
3	Eugene Daniel, 1984-96
3	Jason Belser, 1992-00
3	Kelvin Hayden, 2005-10
3	Darius Butler, 2012-14
2	Blackwood/Burris/Curtis/Haymond/June/Lyles/Wallace/White/Powers/Lacey

MOST TOUCHDOWNS (SEASON)***ROOKIE**

3	Ray Buchanan, 1994
2	*Milt Davis, 1957
2	Jerry Logan, 1965, 70
2	Jackie Wallace, 1975
2	Lyle Blackwood, 1978
2	Jason Belser, 1996
2	Cato June, 2005
2	Kelvin Hayden, 2010

*ROOKIES with 1 (Brazier/Burroughs/David/Emtman/Hutchins/Lacey/Volk)

CONSC. GAMES WITH TOUCHDOWNS

2	Ray Buchanan, G13-14, 1994
---	----------------------------

• PUNTING •**MOST (CAREER)**

985	Rohn Stark, 1982-94
838	David Lee, 1966-78
577	Hunter Smith, 1999-08
456	Pat McAfee, 2009-15
277	Chris Gardocki, 1995-98
232	Tom Gilburg, 1961-65
119	Cotton Davidson, 1954, 57
99	Bucky Dilts, 1979
95	Ray Brown, 1958-60
82	Mike Bragg, 1980

MOST (SEASON)

99	Bucky Dilts, 1979
98	Rohn Stark, 1984
92	David Lee, 1978
91	Rohn Stark, 1983
88	Pat McAfee, 2011
86	David Lee, 1975
83	Rohn Stark, 1992, 93
82	David Lee, 1977
82	Mike Bragg, 1980
82	Rohn Stark, 1991

MOST (ROOKIE)

72	Cotton Davidson, 1954
64	Pat McAfee, 2009
58	Hunter Smith, 1999
54	Ray Brown, 1958
51	Dave Sherer, 1959
49	David Lee, 1966

MOST (GAME)

12	David Lee at NYJ, Sept. 25, 1977
12	Chris Gardocki at Buf, Oct. 6, 1996
11	Cotton Davidson at Chi, Oct. 10, 1954
11	Joe Don Looney at S.F., Nov. 29, 1964
11	David Lee at Mia, Nov. 11, 1973
11	David Lee at N.E., Oct. 19, 1975
10	Ray Brown at S.F., Dec. 18, 1960
10	David Lee at Buf, Dec. 1, 1974
10	David Lee at NYG, Dec. 7, 1975
10	Bucky Dilts at K.C., Sept. 2, 1979
10	Rohn Stark at Den, Dec. 11, 1983
10	Rohn Stark at LA Raid, Nov. 25, 1984
10	Rohn Stark at N.E., Oct. 2, 1988
10	Rohn Stark at N.E., Dec. 8, 1991

MOST (ROOKIE-GAME)

11	Cotton Davidson at Chi, Oct. 10, 1954
11	Joe Don Looney at S.F., Nov. 29, 1964
9	Ray Brown at Chi, Nov. 16, 1958
9	David Lee vs. LA Rams, Nov. 27, 1966
8	(3 times) Last: Cotton Davidson vs. Det., Nov. 6, 1954

MOST PUNT YARDS (CAREER)

43162	Rohn Stark, 1982-94
34019	David Lee, 1966-78
25040	Hunter Smith, 1999-08
20915	Pat McAfee, 2009-15
12403	Chris Gardocki, 1995-98

MOST PUNT YARDS (SEASON)

4383	Rohn Stark, 1984
4124	Rohn Stark, 1983
4098	Pat McAfee, 2011
3716	Rohn Stark, 1992
3657	Bucky Dilts, 1979
3595	Rohn Stark, 1993
3584	Rohn Stark, 1985
3583	Chris Gardocki, 1998
3520	Pat McAfee, 2012
3513	David Lee, 1978
3499	Pat McAfee, 2013
3492	Rohn Stark, 1991
3432	Rohn Stark, 1986

MOST PUNT YARDS (ROOKIE)

2837	Pat McAfee, 2009
2678	Cotton Davidson, 1954
2467	Hunter Smith, 1999
2233	David Lee, 1966
2132	Dave Sherer, 1959

MOST PUNT YARDS (GAME)

551	Chris Gardocki at Buf, Oct. 6, 1996
462	Rohn Stark at Den, Dec. 11, 1983
456	Rohn Stark at N.E., Oct. 2, 1988
451	Pat McAfee vs. Atl, Nov. 6, 2011
445	Joe Don Looney at S.F., Nov. 29, 1964
444	Rohn Stark at LA Raid, Nov. 25, 1984
440	Pat McAfee vs. Den, Oct. 20, 2013
425	Cotton Davidson at Chi, Oct. 10, 1954
423	Bucky Dilts at K.C., Sept. 2, 1979
413	Rohn Stark at N.E., Dec. 8, 1991
409	David Lee vs. LA Rams, Nov. 27, 1966
405	Ray Brown at Chi, Nov. 16, 1958

MOST PUNT YARDS (GAME-ROOKIE)

445	Joe Don Looney at S.F., Nov. 29, 1964
425	Cotton Davidson at Chi, Oct. 10, 1954
409	David Lee vs. LA Rams, Nov. 27, 1966
405	Ray Brown at Chi, Nov. 16, 1958
339	Pat McAfee vs. N.E., Nov. 15, 2009

HIGHEST AVERAGE (CAREER-75 MIN)

45.9	Pat McAfee, 2009-15
44.8	Chris Gardocki, 1995-98
43.8	Rohn Stark, 1982-94
43.4	Hunter Smith, 1999-08
41.4	Tom Gilburg, 1961-65

HIGHEST AVERAGE (CAREER-75 MIN) cont...

40.6	David Lee, 1966-78
39.4	Mike Garrett, 1981
39.2	Ray Brown, 1958-60
39.1	Mike Bragg, 1980
36.9	Bucky Dilts, 1979

HIGHEST AVERAGE (SEASON-32 MIN)

48.2	Pat McAfee, 2012
46.7	Pat McAfee, 2014
46.6	Pat McAfee, 2011
46.0	Pat McAfee, 2013
45.9	Rohn Stark, 1985
45.7	Chris Gardocki, 1996
45.6	David Lee, 1966
45.4	Chris Gardocki, 1998
45.3	Rohn Stark, 1983
45.3	Chris Gardocki, 1997
45.3	David Lee, 1969
45.2	Rohn Stark, 1986
45.2	Hunter Smith, 2004
44.8	Rohn Stark, 1992

HIGHEST AVERAGE (ROOKIE-32 MIN)

45.6	David Lee, 1966
44.4	Rohn Stark, 1982 (9-game season)
44.3	Pat McAfee, 2009
43.0	Tom Gilburg, 1961
42.5	Hunter Smith, 1999

HIGHEST AVERAGE (GAME-3 MIN)***ROOKIE**

57.7	Hunter Smith at Hou, Sept. 23, 2007
56.7	Pat McAfee vs. N.E., Nov. 16, 2014
56.5	Hunter Smith at K.C., Sept. 3, 2000
56.3	*David Lee vs. S.F., Sept. 25, 1966
56.2	Rohn Stark vs. Den, Oct. 13, 1985
55.4	Pat McAfee vs. K.C., Oct. 9, 2011
55.3	Pat McAfee vs. PHI, Sept. 15, 2014
54.5	Rohn Stark at N.E., Sept. 4, 1983
54.3	Hunter Smith vs. N.E., Nov. 2, 2008
54.0	Tom Gilburg vs. S.F., Oct. 3, 1965
53.7	*David Lee at Chi, Oct. 9, 1966
53.6	Pat McAfee vs. Min, Sept. 16, 2012

Other 50.0+ Rookie:

Lee at Min, Sept. 18, 1966;
Stark at S.D., Dec. 26, 1982;
Smith vs. Wash, Dec. 19, 1999

40.0+ GAMES (CAREER-3 PUNT MIN)

143	Rohn Stark, 1982-94
96	David Lee, 1966-78
89	Hunter Smith, 1999-08
81	Pat McAfee, 2009-15
46	Chris Gardocki, 1995-98
30	Tom Gilburg, 1961-65

40.0+ GAMES (SEASON-3 PUNT MIN)

16	Pat McAfee, 2011
15	Chris Gardocki, 1998
14	Rohn Stark, 1983
14	Pat McAfee, 2012
14	Pat McAfee, 2013
14	Pat McAfee, 2014
13	Rohn Stark, 1984-85, 92-93
13	Hunter Smith, 2001
12	David Lee, 1979
12	Rohn Stark, 1986, 89-90
12	Chris Gardocki, 1997
11	Chris Gardocki, 1996
11	Hunter Smith, 2004
11	Pat McAfee, 2009

50.0+ GAMES (CAREER-3 PUNT MIN)

15	Rohn Stark, 1982-94
14	Hunter Smith, 1999-08
14	Pat McAfee, 2009-15
6	David Lee, 1966-78
4	Chris Gardocki, 1995-98

50.0+ GAMES (CAREER-3 PUNT MIN) cont...

3	Tom Gilburg, 1961-65
1	Mike Garrett, 1981

50.0+ GAMES (SEASON-3 PUNT MIN)

5	Pat McAfee, 2012
3	Pat McAfee, 2014
3	David Lee, 1966
3	Rohn Stark, 1992
3	Hunter Smith (2), 2001,07
2	Tom Gilburg, 1962
2	Rohn Stark (2), 1983,93
2	Chris Gardocki, 1998
2	Hunter Smith (2), 2000,08
2	Pat McAfee, 2013

PUNTS BLOCKED (CAREER)

11	David Lee, 1966-78
7	Rohn Stark, 1982-94
5	Hunter Smith, 1999-08
3	Pat McAfee, 2009-15
2	Bragg/Dilts
1	Colquitt/Davidson

PUNTS BLOCKED (SEASON)

2	David Lee (3), 1973,77,78
2	Bucky Dilts, 1979
2	Mike Bragg, 1980
2	Rohn Stark (2), 1985,87
2	Hunter Smith, 1999

PUNTS BLOCKED (GAME)

2	David Lee at Mia, Nov. 11, 1973
---	---------------------------------

MOST TOUCHBACKS (CAREER)

111	Rohn Stark, 1982-94
79	David Lee, 1966-78
61	Hunter Smith, 1999-08
34	Pat McAfee, 2009-15
25	Chris Gardocki, 1995-98
11	Tom Gilburg, 1961-65
8	Ray Brown, 1958-60
5	Bragg/Davidson/Dilts

MOST TOUCHBACKS (SEASON)

14	Rohn Stark, 1985
13	Rohn Stark, 1993
12	David Lee, 1967
12	Rohn Stark, 1982
12	Hunter Smith, 2001

MOST TOUCHBACKS (ROOKIE)

12	Rohn Stark, 1982
8	Hunter Smith, 1999
6	Pat McAfee, 2009
4	Brown/Sherer

MOST TOUCHBACKS (GAME)

4	Rohn Stark at Buf, Oct. 20, 1985
4	Rohn Stark vs. Mia, Nov. 6, 1993
4	Rohn Stark at T.B., Sept. 11, 1994
3	(9 times) Stark (4)/Lee (2)/Davidson/Looney/Smith

MOST INSIDE 20 (CAREER, since 1976)

224	Rohn Stark, 1982-94
193	Hunter Smith, 1999-08
152	Pat McAfee, 2009-15
80	Chris Gardocki, 1995-98
56	David Lee, 1966-78

MOST INSIDE 20 (SEASON)

30	Pat McAfee, 2014
27	Pat McAfee, 2013
26	Hunter Smith, 2002
26	Pat McAfee, 2012
24	Rohn Stark, 1990
23	Rohn Stark, 1986
23	Chris Gardocki (2), 1996,98
23	Hunter Smith (2), 2005,08

MOST INSIDE 20 (SEASON) cont...

22	Mike Bragg, 1980
22	Rohn Stark (2), 1992,94
21	(8 times) Last: Pat McAfee, 2011

MOST INSIDE 20 (GAME)

6	Pat McAfee vs. Den, Oct. 20, 2013
5	David Lee at St.L, Dec. 4, 1976
5	Rohn Stark at N.E., Nov. 11, 1990

LONGEST PUNTS

76	David Lee at NYG, Oct. 17, 1971
72	Rohn Stark at Mia, Sept. 23, 1984
72	Chris Gardocki at S.D., Oct. 27, 1997
69	Rohn Stark at Buf, Dec. 2, 1984
69	Chris Gardocki at Buf, Sept. 17, 1995 (twice)
69	Hunter Smith vs. Balt, Oct. 13, 2002
68	David Lee vs. N.O., Dec. 10, 1967
68	Rohn Stark at Den, Dec. 11, 1983
68	Rohn Stark vs. Den, Oct. 13, 1985
67	David Lee at Sea, Nov. 12, 1978
67	Rohn Stark at Buf, Sept. 18, 1983

LONGEST PUNTS (ROOKIE)

64	Joe Don Looney at Det, Oct. 25, 1964
64	David Lee vs. S.F., Sept. 25, 1966
64	David Lee at LA Rams, Oct. 30, 1966
62	Joe Don Looney at LA Rams, Nov. 22, 1964
61	Tom Gilburg vs. LA Rams, Sept. 17, 1961
61	Hunter Smith vs. Wash, Dec. 19, 1999

PUNT RETURNS MOST (CAREER)

156	Clarence Verdin, 1988-93
119	Terrence Wilkins, 1999-01, 03, 06
112	Carl Taseff, 1953-61
109	Howard Stevens, 1975-77
108	Alvin Haymond, 1964-67
83	Rick Volk, 1967-75
78	Nesby Glasgow, 1979-87
74	Troy Walters, 2002-05
71	Bert Rechichar, 1953-59
64	Jerry Logan, 1963-72
60	Bruce Laird, 1972-81

MOST (SEASON) *ROOKIE

44	*Nesby Glasgow, 1979
42	*Dewell Brewer, 1994
41	Alvin Haymond, 1965
41	*Terrence Wilkins, 1999
40	Alvin Haymond, 1966
40	Robbie Martin, 1985
39	Howard Stevens, 1976
36	Howard Stevens, 1975
35	Troy Walters, 2002
34	*Bruce Laird, 1972
34	Howard Stevens, 1977
31	Clarence Verdin, 1990

MOST (GAME)

9	Nesby Glasgow at K.C., Sept. 2, 1979
8	Howard Stevens vs. T.B., Oct. 3, 1976
7	Alvin Haymond vs. Det, Oct. 10, 1965
7	Alvin Haymond vs. LA Rams, Nov. 27, 1966
7	Larry Anderson vs. Den, Sept. 11, 1983
7	Robbie Martin at S.F., Oct. 5, 1986
6	(10 times) Last: Jamie Silva vs. S.F., Nov. 1, 2009

MOST (ROOKIE-GAME)

9	Nesby Glasgow at K.C., Sept. 2, 1979
6	Bruce Laird vs. Buf, Dec. 3, 1972
5	(9 times) Last: Nate Jacquet at NYJ, Dec. 14, 1997
4	(24 times) Last: T.Y. Hilton vs. Buf, Nov. 25, 2012

MOST YARDAGE (CAREER)

1537	Clarence Verdin, 1988-93
1065	Terrence Wilkins, 1999-01, 03, 06
1012	Howard Stevens, 1975-77
911	Alvin Haymond, 1964-67
826	Carl Taseff, 1953-61
643	Nesby Glasgow, 1979-87
594	Jerry Logan, 1963-72
587	Troy Walters, 2002-05
552	Robbie Martin, 1985-86
521	Rick Volk, 1967-75
459	T.Y. Hilton 2012-15
405	Bruce Laird, 1972-81
405	Ron Gardin, 1970-71

MOST YARDAGE (SEASON) *ROOKIE

443	Robbie Martin, 1985
403	Alvin Haymond, 1965
396	Howard Stevens, 1975
396	Clarence Verdin, 1990
388	*Terrence Wilkins, 1999
352	*Nesby Glasgow, 1979
347	Alvin Haymond, 1966
339	*Dewell Brewer, 1994
330	*Ron Gardin, 1970
315	Howard Stevens, 1976
303	*Bruce Laird, 1972
300	*T.Y. Hilton, 2012

MOST YARDS (GAME)

148	Carl Taseff at GBM, Oct. 14, 1956
141	Ray Buchanan vs. S.D., Nov. 3, 1996
124	Clarence Verdin at N.E., Nov. 11, 1990
111	T.Y. Hilton, vs. Buf, Nov. 25, 2012
110	Ron Gardin vs. Mia, Nov. 1, 1970
107	Dewell Brewer vs. Mia, Dec. 18, 1994
106	Robbie Martin vs. Mia, Nov. 17, 1985
102	Marvin Harrison at NYJ, Sept. 8, 1996
97	Alvin Haymond vs. S.F., Sept. 25, 1966
97	Clarence Verdin at Mia, Oct. 25, 1992
96	Clarence Verdin vs. N.E., Nov. 15, 1992

MOST YARDS (GAME-ROOKIE)

111	T.Y. Hilton vs. Buf, Nov. 25, 2012
110	Ron Gardin vs. Mia, Nov. 1, 1970
107	Dewell Brewer vs. Mia, Dec. 18, 1994
102	Marvin Harrison at NYJ, Sept. 8, 1996
87	Leonard Dunlap vs. NYJ, Sept. 19, 1971
75	Nesby Glasgow at N.E., Nov. 18, 1979

HIGHEST AVERAGE (CAREER-30 MIN)

13.5	Ron Gardin, 1970-71
10.7	T.Y. Hilton, 2012-15
9.9	Clarence Verdin, 1988-93
9.7	Robbie Martin, 1985-86
9.3	Howard Stevens, 1975-77
9.2	Jerry Logan, 1963-72
9.1	T.J. Rushing, 2006-09
8.9	Terrence Wilkins, 1999-01, 03, 06
8.6	Griff Whalen, 2013-15
8.4	Alvin Haymond, 1964-67
8.2	Nesby Glasgow, 1979-87

HIGHEST AVERAGE (SEASON-14 MIN)

13.1	T.J. Rushing, 2007
12.9	Clarence Verdin, 1989
12.8	Clarence Verdin, 1990
12.6	Wendell Harris, 1964

HIGHEST AVERAGE (SEASON-14 MIN)

cont...	
11.8	Ron Gardin, 1970
11.5	T.Y. Hilton, 2012
11.2	Clarence Verdin, 1992
11.1	Robbie Martin, 1985
11.0	Howard Stevens, 1975
10.9	Clarence Verdin, 1988
10.4	Terrence Wilkins, 2001

HIGHEST AVERAGE (ROOKIE-14 MIN)

11.8	Ron Gardin, 1970
11.5	T.Y. Hilton, 2012
10.0	Jerry Logan, 1963
9.8	Marvin Harrison, 1996
9.5	Terrence Wilkins, 1999
8.9	Bruce Laird, 1972

HIGHEST AVERAGE (GAME-2 MIN)***ROOKIE**

47.0	T.J. Rushing at Oak, Dec. 16, 2007
37.5	Ron Gardin vs. NYJ, Sept. 19, 1971
37.0	Carl Taseff at GBM, Oct. 14, 1956
36.7	*Ron Gardin vs. Mia, Nov. 1, 1970
32.3	Clarence Verdin at Mia, Oct. 25, 1992
32.0	Alvin Haymond at Min, Nov. 14, 1965
28.2	Ray Buchanan vs. S.D., Nov. 3, 1996
28.0	*Terrence Wilkins at NYG, Nov. 14, 1999
27.8	*T.Y. Hilton vs. Buf, Nov. 25, 2012
27.3	Terrence Wilkins vs. Jax, Sept. 24, 2006
26.8	*Dewell Brewer vs. Mia, Dec. 18, 1994

MOST FAIR CATCHES (CAREER)

56	Rick Volk, 1967-75
54	Clarence Verdin, 1988-93
53	Troy Walters, 2002-05
47	Terrence Wilkins, 1999-01, 03, 06
38	T.J. Rushing, 2006-009
38	Griff Whalen, 2013-15
34	Nesby Glasgow, 1979-87
30	T.Y. Hilton, 2012-15
25	Mike Prior, 1987-92
23	Howard Stevens, 1975-77
22	Alvin Haymond, 1964-67
22	Griff Whalen, 2013-15
20	Ron Gardin, 1970-71

MOST FAIR CATCHES (SEASON)***ROOKIE**

25	Troy Walters, 2005
22	T.J. Rushing, 2009
20	*Ron Gardin, 1970
20	Rick Volk, 1971
18	*T.Y. Hilton, 2012
17	Clarence Verdin, 1993
17	*Terrence Wilkins, 1999
17	Griff Whalen, 2014
15	Nesby Glasgow, 1980
15	Troy Walters, 2002
14	T.J. Rushing, 2007
14	*Blair White, 2010
14	Griff Whalen, 2015

MOST FAIR CATCHES (GAME) *ROOKIE

6	Griff Whalen vs. Cin, Oct. 19, 2014
6	Griff Whalen vs. Jax, Oct. 5, 2015
5	*T.Y. Hilton vs. G.B., Oct. 7, 2012
4	Timmy Brown at NYG, Nov. 2, 1968
4	*Ron Gardin at Mia, Nov. 22, 1970
4	*Marvin Harrison at Buf, Oct. 6, 1996
4	*Brad Pyatt vs. Hou, Oct. 26, 2003
3	(30 times) Last: Griff Whalen at Jax, Sept. 21, 2014.
	*ROOKIE: Blair White vs. Ten, Jan. 2, 2011

LONGEST RETURN (*ROOKIE)

90t	Carl Taseff at GBM, Oct. 14, 1956
90t	T.J. Rushing at Oak, Dec. 16, 2007
84t	Clarence Verdin at Mia, Oct. 25, 1992
82t	Ray Buchanan vs. S.D., Nov. 3, 1996
82t	Terrence Wilkins vs. Jax, Sept. 24, 2006
80t	*Ron Gardin vs. Mia, Nov. 1, 1970
78t	Terrence Wilkins at NYJ, Sept. 9, 2001
75t	*Nesby Glasgow at N.E., Nov. 18, 1979
75t	*Dewell Brewer vs. Mia, Dec. 18, 1994
75t	*T.Y. Hilton vs. Buf, Nov. 25, 2012
73t	Clarence Verdin at Cle, Sept. 19, 1988

MOST TOUCHDOWNS (CAREER)

4	Clarence Verdin, 1988-93
3	Terrence Wilkins, 1999-01, 03, 06
2	Carl Taseff, 1953-62
1	Brewer/Gardin/Glasgow/Hilton/ Logan/Martin/Rushing

MOST TOUCHDOWNS (SEASON)

2	Clarence Verdin, 1992
---	-----------------------

KICKOFF RETURNS MOST (CAREER)

176	Terrence Wilkins, 1999-01,03,06
169	Clarence Verdin, 1988-93
153	Aaron Bailey, 1994-98
148	Albert Bentley, 1985-91
137	Bruce Laird, 1972-81
131	Dominic Rhodes, 2001-06,08,10
84	Nesby Glasgow, 1979-87
67	Larry Anderson, 1982-84
62	Tom Matte, 1961-72
61	Troy Walters, 2002-05

MOST (SEASON)

55	Aaron Bailey, 1997
53	Troy Walters, 2002
52	Terrence Wilkins, 2006
51	Terrence Wilkins, 1999
50	Nesby Glasgow, 1979
50	Clarence Verdin, 1993
48	Dominic Rhodes, 2004
44	Terrence Wilkins, 2001
43	Aaron Bailey, 1996
41	Marshall Johnson, 1978
41	Dominic Rhodes, 2005

MOST (ROOKIE)

51	Terrence Wilkins, 1999
50	Nesby Glasgow, 1979
31	Joe Lefeged, 2011
29	Bruce Laird, 1972
22	Pierre Garcon, 2008
20	Bake Turner, 1962
20	Kim Anderson, 1980
20	Kevin Williams, 1981

MOST (GAME)

9	Brandon James vs. S.D., Nov. 28, 2010
8	Aaron Bailey at S.D., Oct. 26, 1997
8	Terrence Wilkins at Balt, Dec. 2, 2001
8	Dominic Rhodes at K.C., Oct. 31, 2004
7	Nesby Glasgow at N.E., Nov. 18, 1979
7	Albert Bentley at NYJ, Dec. 10, 1988
7	Mark Stock vs. S.D., Nov. 3, 1996
7	Nate Jacquet at Min, Dec. 21, 1997
7	Troy Walters vs. NYG, Dec. 22, 2002

MOST (GAME) cont...

7 Dominic Rhodes vs. S.D.,
Dec. 18, 2005

MOST (ROOKIE-GAME)

9 Brandon James vs. S.D., Nov. 28, 2010
7 Nesby Glasgow at N.E., Nov. 18, 1979
7 Nate Jacquet at Min, Dec. 21, 1997
6 Bruce Laird vs. NYJ, Sept. 24, 1972
6 Nesby Glasgow vs. N.E., Oct. 28, 1979
6 Stacey Simmons at Phi, Sept. 30, 1990
6 Dominic Rhodes at K.C., Oct. 25, 2001
6 Pierre Garcon at Ten, Oct. 27, 2008

MOST YARDAGE (CAREER)

4017 Terrence Wilkins, 1999-01,03,06
3501 Aaron Bailey, 1994-98
3420 Clarence Verdin, 1988-93
3406 Bruce Laird, 1972-81
3175 Albert Bentley, 1985-91
3062 Dominic Rhodes, 2001-06,08,10
1904 Nesby Glasgow, 1979-87
1369 Jim Duncan, 1969-71
1367 Tom Matte, 1961-72
1351 Larry Anderson, 1982-84

MOST YARDAGE (SEASON)

1272 Terrence Wilkins, 2006
1206 Aaron Bailey, 1997
1188 Dominic Rhodes, 2004
1150 Troy Walters, 2002
1134 Terrence Wilkins, 1999
1126 Nesby Glasgow, 1979
1050 Clarence Verdin, 1993
1041 Aaron Bailey, 1996
1007 Terrence Wilkins, 2001
927 Marshall Johnson, 1978

MOST YARDAGE (ROOKIE)

1134 Terrence Wilkins, 1999
1126 Nesby Glasgow, 1979
843 Bruce Laird, 1972
578 Joe Lefeged, 2011
544 Brad Pyatt, 2003
504 Bake Turner, 1962

MOST YARDAGE (GAME)

236 Dominic Rhodes vs. S.D.,
Dec. 26, 2004
213 Aaron Bailey vs. Sea, Sept. 14, 1997
199 Aaron Bailey at Cin, Dec. 22, 1996
195 Alvin Haymond vs. Phi, Nov. 21, 1965
188 Troy Walters vs. NYG, Dec. 22, 2002
182 Dominic Rhodes at K.C.,
Oct. 31, 2004

MOST YARDAGE (GAME-ROOKIE)

181 Bruce Laird vs. NYJ, Sept. 24, 1972
177 Brad Pyatt at T.B., Oct. 6, 2003
155 Lenny Lyles vs. Was, Oct. 26, 1958
153 Terrence Wilkins vs. Mia,
Oct. 10, 1999
150 Pierre Garcon at Ten, Oct. 27, 2008
150 Brandon James vs. S.D.,
Nov. 28, 2010

HIGHEST AVERAGE (CAREER-30 MIN)

32.6 Jim Duncan, 1969-71
27.9 Johnny Sample, 1958-60
27.5 Buddy Young, 1953-55
27.4 Lenny Lyles, 1958, 61-69
26.8 Preston Pearson, 1967-68
26.5 Cotton Speyrer, 1972-74
26.4 Alvin Haymond, 1964-67
25.6 Tony Lorick, 1964-67
24.9 Bruce Laird, 1972-81
24.1 Lenny Moore, 1956-67

HIGHEST AVERAGE (SEASON-14 MIN)

35.4 Jim Duncan, 1970
35.1 Preston Pearson, 1968
32.0 Josh Cribbs, 2014
30.7 Alvin Haymond, 1965
29.5 Jim Duncan, 1969
29.2 Cotton Speyrer, 1973
29.1 Bruce Laird, 1972
28.8 Johnny Sample, 1960
28.6 Brad Pyatt, 2003
26.9 Johnny Sample, 1959
26.3 Joe Washington, 1978
26.3 Bruce Laird, 1974

HIGHEST AVERAGE (ROOKIE-14 MIN)

29.1 Bruce Laird, 1972
28.6 Brad Pyatt, 2003
25.4 Dominic Rhodes, 2001
25.2 Bake Turner, 1962
24.6 Joe Don Looney, 1964

HIGHEST AVERAGE (GAME-2 MIN)

66.0 Aaron Bailey at Jax, Dec. 10, 1995
63.5 Preston Pearson at S.F.,
Oct. 13, 1968
62.0 Cotton Speyrer vs. Buf,
Nov. 25, 1973
59.5 Johnny Sample vs. Chi, Oct. 2, 1960
58.5 Lenny Lyles vs. Chi, Oct. 4, 1958
56.0 Joe Washington at N.E.,
Sept. 18, 1978
53.0 Deji Karim vs. Hou, Dec. 30, 2012
51.7 Lenny Lyles vs. Was, Oct. 26, 1958
47.5 Bruce Laird at N.E., Nov. 6, 1972
46.7 Jim Duncan at Mia, Nov. 22, 1970
46.3 Ronald Humphrey at Pit,
Sept. 18, 1994

LONGEST RETURNS

104t Buddy Young at Phi, Nov. 15, 1953
103t Lenny Lyles vs. Chi, Oct. 4, 1958
102t Preston Pearson at Det, Nov. 10, 1968
101t Lenny Lyles vs. Was, Oct. 26, 1958
101t Cotton Speyrer vs. Buf, Nov. 25, 1973
101t Deji Karim vs. Hou, Dec. 30, 2012

MOST TOUCHDOWNS (CAREER)

2 Lenny Lyles, 1958, 61-69
2 Preston Pearson, 1967-68
2 Jim Duncan, 1969-71
2 Aaron Bailey, 1994-97
2 Dominic Rhodes, 2001-06,08,10

MOST TOUCHDOWNS (SEASON)

2 Lenny Lyles, 1958
2 Preston Pearson, 1968

TOUCHDOWNS ON OPENING KICKOFF COLTS

104 Buddy Young at Phi, Nov. 11, 1953
96 Preston Pearson at S.F.,
Oct. 13, 1968
95 Ronald Humphrey at Pit,
Sept. 18, 1994
95 Aaron Bailey at Jax, Dec. 10, 1995

OPPONENTS

99 Allen Carter vs. N.E., Dec. 21, 1975
99 Jacoby Ford at Oak, Dec. 26, 2010
95 Sammy Martin vs. N.E.,
Nov. 27, 1988
89 Darren Sproles at S.D., Nov. 11, 2007
84 Jerome Mathis at Hou,
Sept. 23, 2007

LONGEST NON-SCORING RETURN

Colts: 90 Kendall Williams at Cin,
Oct. 2, 1983
90 Brad Pyatt at T.B., Oct. 6, 2003
Opp: 96 Joe Arenas at S.F., Dec. 16, 1956

• FUMBLES •**MOST RECOVERIES (SEASON)**

6 Barney Poole, 1953
6 Stan White, 1973

MOST RECOVERIES (GAME)

2 (22 times) Last: Josh Mallard vs. Dal,
Nov. 17, 2002

MOST CONSECUTIVE GAMES RECOVERIES

3 Fred Cook, G8-10, 1975
2 (41 times) Last: D'Qwell Jackson, G11-
12, 2014

LONGEST FUMBLE RETURNS

95t Chukie Nwokorie at NYJ, Sept. 9, 2001
78t Quentin Coryatt at Pit, Sept. 18, 1994
75t Tony Bennett vs. Hou, Sept. 4, 1994
68t Gary Brackett at Hou, Oct. 5, 2008
64t Stan White vs. Buf, Dec. 12, 1976
60t Larry Tripplett vs. Ten, Dec. 4, 2005
56t Rodney Culver vs. Mia, Sept. 5, 1993
54t Chris Goode vs. Mia, Oct. 28, 1990
52t Johnnie Cooks at N.E., Sept. 4, 1983
49t Fred Cook vs. NYJ, Nov. 16, 1975
48t Bernard Holsey vs. Buf, Dec. 11, 2000
47t Jamaal Anderson vs. Pit,
Sept. 25, 2011
44t Derrel Luce at Pit, Dec. 9, 1978
41t Larry Anderson vs. Den,
Sept. 11, 1983

COLTS LARGEST COMEBACKS

Deficit	Date	Opponent	Trailed/Qtr.	Result
*28	1/4/14	Kansas City	10-38/3rd	W 45-44
21	11/9/75	@ Buffalo	7-28/2nd	W 42-35
21	9/10/95	@ N.Y. Jets	3-24/3rd	W 27-24 OT
21	10/8/95	@ Miami	3-24/3rd	W 27-24 OT
21	10/6/03	@ Tampa Bay	14-35/4th	W 38-35 OT
20	11/30/58	San Francisco	7-27/3rd	W 35-27
18	12/18/77	New England	3-21/3rd	W 30-24
18	10/9/77	Miami	10-28/2nd	W 45-28
18	9/15/96	@ Dallas	3-21/2nd	W 25-24
18	10/7/12	Green Bay	3-21/3rd	W 30-27
18	11/3/13	@ Houston	6-24/3rd	W 27-24
17	10/12/58	@ Green Bay	0-17/2nd	W 24-17
17	11/29/70	Chicago	0-17/2nd	W 21-20
17	12/27/92	@ Cincinnati	0-17/3rd	W 21-17
17	10/17/05	St. Louis	0-17/2nd	W 45-28
17	10/5/08	@ Houston	10-27/4th	W 31-27
17	11/15/09	New England	14-31/4th	W 35-34
17	11/29/09	@ Houston	0-17/2nd	W 35-27

*Postseason

COLTS LARGEST LEADS LOST

Lead	Date	Opponent	Ahead / Qtr.	Result
26	9/21/97	@ Buffalo	26-0/2nd	L 35-37
24	10/20/57	@ Detroit	27-3/3rd	L 27-31
21	10/27/57	Green Bay	21-0/4th	L 21-24
21	10/18/98	@ San Francisco	21-0/2nd	L 31-34
21	9/19/99	@ New England	28-7/2nd	L 28-31
21	9/10/00	Oakland	21-0/2nd	L 31-38
19	12/11/83	@ Denver	19-0/4th	L 19-21
17	9/9/79	Tampa Bay	17-0/2nd	L 26-29
17	10/9/88	@ Buffalo	17-0/2nd	L 23-34
17	10/9/11	Kansas City	24-7/2nd	L 24-28
14	10/1/78	Philadelphia	14-0/4th	L 14-17
14	12/8/91	@ New England	17-3/3rd	L 17-23 OT
14	9/18/94	@ Pittsburgh	14-0/2nd	L 21-31
14	10/23/94	Washington	17-3/2nd	L 27-41
14	11/29/98	@ Baltimore	24 -10/2nd	L 31-38
14	12/6/98	@ Atlanta	21-7/2nd	L 21-28
14	11/18/01	@ New Orleans	14-0/1st	L 20-34
14	12/3/06	@ Tennessee	14-0/2nd	L 17-20

TEAM RECORDS

• WON-LOSS-TIE •

MOST WINS (SEASON)

14	2005	11	1976
14	2009	11	2012
13	1968	11	2013
13	1999	11	2014
13	2007	10	1965
12	1964	10	1971
12	2003	10	1975
12	2004	10	1977
12	2006	10	2000
12	2008	10	2002
11	1967	10	2010
11	1970		

MOST CONSECUTIVE WINS

23	11/2/08 vs. N.E. to 12/17/09 at Jax
13	9/11/05 at Balt to 12/11/05 at Jax
11	9/20/64 at G.B. to 11/29/64 vs. S.F.
11	10/26/75 at N.Y.J. to 9/19/76 vs. Cin
11	10/17/99 at N.Y.J. to 12/26/99 at Cle

MOST CONSECUTIVE HOME WINS

13	10/12/08 vs. Balt to 12/13/09 vs. Den
12	1/1/06 vs. Ariz to 10/7/07 vs. T.B.
11	11/8/04 vs. Min to 12/4/05 vs. Ten

MOST CONSECUTIVE ROAD WINS

11	11/9/08 at Pit to 12/17/09 at Jax
7	9/23/68 at Atl to 12/15/68 at L.A. Rams
7	9/11/05 at Balt to 12/11/05 at Jax

MOST CONSECUTIVE GAMES WITHOUT LOSS

23	11/2/08 vs. N.E. to 12/17/09 at Jax
15	12/18/66 at S.F. to 12/10/67 vs. N.O.

MOST LOSSES (SEASON)

15	1991
----	------

MOST CONSECUTIVE LOSSES

14	9/13/81 vs. Buf to 12/13/81 at Was
----	------------------------------------

MOST CONSECUTIVE HOME LOSSES

9	9/22/74 vs. G.B. to 10/12/75 vs. Buf
---	--------------------------------------

MOST CONSECUTIVE ROAD LOSSES

12	9/20/81 at Den to 12/26/82 at S.D.
----	------------------------------------

MOST TIED GAMES (SEASON)

2	1967
---	------

MOST CONSECUTIVE TIES

2	10/15/67 vs. L.A. Rams to 10/22/67 at Min
---	---

• SCORING •

COLTS (SEASON)

MOST		FEWEST	
522	2004	113	1982
458	2014	131	1954
450	2007	143	1991
447	2003	182	1953
439	2005	189	1993

OPP (SEASON)

MOST		FEWEST	
533	1981	140	1971
486	2001	144	1968
444	1998	198	1967
430	2011	203	1958
421	1978	221	1977
414	1984		

COLTS MOST (QUARTER)

31	vs. Mia 12/14/97
28	(7 times)
27	(3 times)
24	(7 times)
23	at Balt 12/9/07

OPP MOST (QUARTER)

28	vs. Cle 12/1/91
28	at St.L 12/30/01
28	at Pit 10/26/14
27	at N.E. 11/18/79
25	vs. Mia 10/10/99
24	(8 times)
22	at Min 12/21/97
21	(38 times)

COLTS MOST (HALF)

45	vs. Den 10/31/88 (1)
42	vs. LA Rams 11/25/56 (2)
38	vs. GBM 10/13/57 (2)
37	at Balt 12/9/07 (1)
35	(9 times)

OPP MOST (HALF)

38	at Chi 10/21/56 (2)
37	vs. Chi 11/25/62 (2)
37	at N.E. 11/23/80 (2)
35	vs. NYJ 11/3/85 (1)
35	at St.L 12/30/01 (1)
35	at Pit 10/26/14 (1)

COLTS MOST (GAME)

58	vs. Buf 12/12/76
56	vs. LA Rams 11/25/56
56	vs. G.B. 11/2/58
55	vs. Den 10/31/88
55	at N.O. 9/28/03

OPP MOST (GAME)

62	at N.O. 10/23/11
59	at N.E. 11/18/12
58	at Chi 10/21/56
57	vs. Chi 11/25/62
52	at Min 9/28/69
51	at Pit 10/26/14
50	vs. N.E. 11/18/84

LARGEST VICTORY MARGIN

56	vs. G.B. 11/2/58
52	vs. Chi 9/27/64
44	vs. Atl 12/1/68
43	at Buf 10/10/71
42	at Atl 11/12/67
41	vs. Mia 12/14/97

LARGEST DEFEAT MARGIN

57	vs. Chi 11/25/62
55	at N.O. 10/23/11
48	vs. LA Rams 9/26/54
44	at Mia 11/11/73
43	at LA Rams 12/5/53
42	(2 times)
35	at N.E. 11/18/12
35	at Dal 12/21/14

MOST POINTS BOTH TEAMS

89	vs. Chi 10/4/58
85	at Chi 10/21/56
85	at Pit 10/26/14
83	at N.E. 11/18/12
82	at Cin 11/20/05
80	at K.C. 10/31/04
79	at Buf 11/9/75
79	vs. G.B. 11/16/97
78	(3 times)

FEWEST POINTS BOTH TEAMS

6	vs. Buf 12/1/74
6	vs. NYJ 10/11/87
6	at N.E. 12/6/92
9	vs. NYJ 10/11/92

MOST SHUTOUTS (SEASON)

COLTS: 3	1968/1971
OPP: 3	1972

MOST CONS. SHUTOUTS (OPP)

2	(9/4 - 9/10/78)
2	(11/21 - 11/28/82)
2	(11/1 - 11/8/92)

COLTS MOST CONS. GAMES SCORING

341	1/2/94 to present
104	10/24/54 to 11/18/62
90	12/12/65 to 10/8/72
61	11/27/83 to 11/15/87
55	11/29/87 to 9/8/91

OPP MOST CONS. GAMES SCORING

176	12/21/97 to 12/18/08
161	11/1/76 to 10/4/87
85	9/13/09 to 10/19/14
81	12/13/92 to 12/14/97
68	10/31/88 to 11/29/92
65	9/27/53 to 10/26/58

• TOUCHDOWNS •

COLTS (SEASON)

MOST		FEWEST	
66	2004	12	1982
54	1964/07	14	1954
53	1958/14	14	1991
53	2005/09	16	1993
52	1975	22	1974

OPP (SEASON)

MOST		FEWEST	
68	1981	16	1968
57	2001	18	1971
54	1978	21	1967
52	1998	25	1966
50	1984	25	1970

COLTS MOST (GAME)

8	vs. LA Rams 11/25/56
8	vs. G.B. 11/2/58
7	(10 times)
6	(27 times)

OPP MOST (GAME)

8	at Chi 10/21/56
8	vs. Chi 11/25/62
8	at N.O. 10/23/11
8	at N.E. 11/18/12
7	at Min 9/28/69
7	at Pit 10/26/14
6	(23 times)

COLTS RUSH TDS (SEASON)

MOST		FEWEST	
29	1964	3	1991
28	1975	4	1954
26	1976	4	1982
24	1958	4	1993
23	1971/88	7	53/66/98

OPP RUSH TDS (SEASON)

MOST		FEWEST	
30	1981	5	1967
23	1991	6	1968
21	1953	6	1970
21	1954	6	1987
21	1978	7	1966

COLTS MOST RUSHING (GAME)

5	at Det 10/19/58
5	vs. Was 11/2/69
5	vs. Hou 11/1/76
5	vs. Buf 10/6/85
5	vs. Den 10/31/88
4	(16 times) Last: vs. Phi 11/26/06

OPP MOST RUSHING (GAME)

5	vs. Cle 11/1/59
5	vs. Oak 9/10/00
4	(11 times) Last: vs. NE 11/16/14

COLTS PASS TDS (SEASON)

MOST		FEWEST	
51	2004	6	1982
42	2014	9	1954
34	2009	9	1974
33	1959/00/10	10	(3 times)
32	2007		
31	1965/05/06		

OPP PASS TDS (SEASON)

MOST		FEWEST	
37	1981	6	2008
31	1983	8	1960
31	1984	9	1958
30	2001	9	1968
29	1978	9	1971

COLTS MOST PASSING (GAME)

6	at N.O. 9/28/03
6	at Det. 11/25/04
5	vs. G.B. 11/2/58
5	at Dal 10/30/60
5	vs. Min 12/16/62
5	at Min 11/14/65
5	vs. Det 10/16/66
5	vs. Buf 10/4/87
5	vs. Atl 12/14/03
5	vs. G.B. 9/26/04
5	at K.C. 10/31/04
5	vs. Hou 11/14/04
5	vs. Was 11/30/14

OPP MOST PASSING (GAME)

7	at Min 9/28/69
6	vs. NYJ 9/24/72
6	at Pit 10/26/14
5	at Chi 10/21/56
5	at S.D. 12/26/82
5	at Pit 9/8/85
5	at N.O. 10/23/11
5	at Dal 12/21/14

MOST RETURN TDS (SEASON)

COLTS		OPP	
7	1994	8	1973
6	1968/70	7	2001
5	(11 times)	6	1977/80/10
4	(5 times)	5	(6 times)
			4 (12 times)

MOST DEFENSIVE TDS (SEASON)

COLTS		OPP	
5	1975/94	6	1973/2001
4	(11 times)	5	2014
3	(8 times)	4	(9 times)
			3 (9 times)

MOST KICK RETURN TDS (SEASON)

COLTS		OPP	
3	1970/89	4	2007
2	(10 times)	3	1977/79/06
			2 (9 times)

POINTS AFTER TOUCHDOWNS**COLTS (SEASON)**

MOST		FEWEST	
64	2004	11	1982
53	1964	12	1954
52	2005	14	1991
51	1975/10	15	1993
50	2009/14	21	1997

COLTS (GAME)

8	vs. LA 11/25/56
8	vs. GB 11/2/58

OPP (SEASON)

MOST		FEWEST	
65	1981	15	1968
53	1978	17	1971
52	2001	21	1967
49	2011	24	2005
47	1984	25	66/70/08

OPP (GAME)

8	at N.O. 10/23/11
8	at N.E. 11/18/12
7	at Chi 10/21/56
7	at Min 9/28/69
7	at Pit 10/26/14

FIELD GOALS**COLTS (SEASON)**

MOST		FEWEST	
37	2003	3	1956
36	1996	5	1958
35	2013	6	1959
34	1999	7	1953
32	1997	7	1957

OPP (SEASON)

MOST		FEWEST	
33	2008	5	1971
32	1989	6	1958
32	1990	6	1975
31	2010	8	1956
30	2001/09	9	(3 times)

COLTS MOST (GAME)

5	at LA Rams 12/4/54
5	vs. S.F. 9/25/66
5	at Phi 10/30/83
5	vs. Mia 9/25/88
5	at Buf 9/21/97
5	vs. Den 1/6/02
5	vs. Balt 10/13/02
5	at Ten 12/7/03
5	vs. Ten 12/1/13

OPP MOST (GAME)

5	at Was 11/18/73
5	at N.E. 12/3/89
5	vs. Cin 9/3/95
5	at SD 10/26/97
5	vs. NYJ 12/23/01
5	vs. Mia 12/31/06
5	at Min 9/14/08
5	at Balt 11/22/09
5	vs. S.D. 11/28/10

COLTS MOST ATT (SEASON)

41	1997
40	1996/2013
39	1961/63/66/72
38	1999
37	1967

OPP MOST ATT (SEASON)

43	1989/90
38	1995/08
37	1998
36	2001/09/10
35	1970/86/06

COLTS FEWEST ATT (SEASON)

14	1958
16	1956
17	1978
18	(5 times)

OPP FEWEST ATT (SEASON)

10	1975
14	1955
16	1953
17	1958

COLTS MOST ATT (GAME)

7	at LA Rams 12/4/54
6	(7 times)

OPP MOST ATT (GAME)

7	at N.E. 12/3/89
6	at NYJ 11/29/81
6	at Buf 9/9/90
6	at S.D. 10/26/97
6	vs. NYJ 12/23/01
6	at Min 9/14/08
6	at Bal 11/22/09

• TOTAL FIRST DOWNS •**COLTS (SEASON)**

MOST		FEWEST	
379	2004	152	1982
376	2006	157	1953
371	2014	169	1954
366	2010	206	1955
363	2005	216	1956

OPP (SEASON)

MOST		FEWEST	
406	1981	166	1971
343	1984/2011	188	1958
341	1998	195	1959
338	1980	195	1960
336	1989	197	1982

COLTS MOST (GAME)

34	vs. Hou 9/17/06
33	vs. NYJ 12/15/74
33	vs. Hou 12/23/07
32	at Mia 11/15/87
31	(4 times) Last: vs. Ten 9/28/14

OPP MOST (GAME)

36	at S.F. 10/18/98
36	at N.O. 10/23/11
34	at Min 9/28/69
34	at Phi 11/15/81
34	at Pit 10/26/14
33	at Mia 9/15/85
33	at K.C. 10/31/04
33	vs. NE 11/16/14
32	at Pit 9/18/94

COLTS FEWEST (GAME)

4	at Mia 11/11/73
5	at N.E. 11/11/90
6	at LA Rams 12/5/53
6	vs. Det 11/6/54

OPP FEWEST (GAME)

3 vs. S.F. 11/22/59
 4 at Buf 10/10/71
 5 vs. S.F. 10/13/63
 5 vs. StL 9/17/72
 6 (2 times)

MOST BOTH TEAMS

60 at Pit 10/26/14
 57 vs. NYJ 12/15/74
 56 at K.C. 10/31/04
 55 at Hou 11/29/09
 54 at Mia 11/15/87
 53 at N.E. 11/18/12
 52 vs. LA Rams 11/25/56
 52 at Buf 9/21/97
 52 at Ten 9/19/04
 52 vs. S.D. 12/26/04
 52 vs. Hou 9/17/06
 52 vs. Den 9/30/07

FEWEST BOTH TEAMS

19 at Buf 12/1/74
 19 at N.E. 11/11/90
 21 at Mia 11/11/73
 22 (5 times)

RUSHING**COLTS (SEASON)**

MOST	FEWEST
153 1988	55 1991
146 1983	62 1982
133 1976	64 1960
131 1975	66 1954
131 1985	69 2009/11

OPP (SEASON)

MOST	FEWEST
162 1981	60 1971
153 1978	65 1959
151 1993	69 1957
150 2006	70 1958
140 1980/91	70 1969

COLTS MOST (GAME)

18 at Det 10/19/58
 18 vs. S.F. 11/22/59
 18 vs. Buf 10/6/85
 18 vs. Den 9/30/07
 16 (6 times)

OPP MOST (GAME)

19 vs. Mia 10/29/72
 19 vs. Dal 12/6/81
 18 at G.B. 10/18/53
 17 (4 times)

COLTS FEWEST (GAME)

0 vs. LA Rams 11/27/66
 0 at N.E. 11/11/90
 0 vs. Phi 12/19/93
 0 vs. Ariz 1/1/06
 0 vs. S.D. 11/28/10
 0 vs. Stl 11/10/13
 0 at Dal 12/21/14
 1 (18 times)

OPP FEWEST (GAME)

0 vs. Chi 10/5/57
 0 vs. S.F. 10/13/63
 0 at Buf 10/10/71
 0 at T.B. 9/11/94
 0 at Ariz 9/27/09
 1 (15 times)

PASSING**COLTS (SEASON)**

MOST	FEWEST
253 2010	66 1953
251 2014	79 1963
241 2006/09	80 1982
238 2004	90 1954
236 2014	92 1955

OPP (SEASON)

MOST	FEWEST
214 1981	89 1982
209 2004	95 1953
203 2009	95 1971
195 2001	98 1955
194 1984	98 1960

COLTS MOST (GAME)

23 at Jax 10/3/10
 22 vs. NYJ 12/15/74
 22 at N.E. 11/21/10
 22 vs. Mia 11/4/12
 22 at Jax 9/21/14
 21 (6 times) Last: vs. Ten 9/28/14

OPP MOST (GAME)

25 at Pit 10/26/14
 24 at Min 9/28/69
 24 at Mia 9/15/85
 23 vs. Mia 12/9/84
 22 at S.F. 10/18/98
 21 vs. Buf 10/8/89

COLTS FEWEST (GAME)

1 at Cle 9/16/73
 1 vs. Buf 10/13/74
 1 at Mia 11/23/75
 2 (7 times)

OPP FEWEST (GAME)

1 at GBM 11/24/91
 1 at Hou 9/22/02
 2 (6 times)
 3 (7 times)

PENALTY**COLTS (SEASON)**

MOST	FEWEST
47 2004	10 1982
42 2012	11 1956
40 2014	12 1962
38 1999	13 (3 times)
36 1979	

OPP (SEASON)

MOST	FEWEST
34 1980	8 1996
33 2012	11 1960/71
32 1983/03	11 2009
31 2014	12 1958
30 1981	12 1959
30 1995	

COLTS MOST (GAME)

9 vs. Pit 10/30/77
 7 vs. G.B. 11/2/58
 7 vs. Det 11/19/67
 7 vs. Buf 12/17/78
 7 vs. Pit 9/14/80
 7 at Ten 9/19/04
 7 at Phi 11/7/10
 7 at Pit 10/26/14

OPP MOST (GAME)

6 (9 times)
 5 vs. Was 11/30/14
 5 at Cin 12/8/13

• NET YARDS •**COLTS (SEASON)**

MOST	FEWEST
6506 2014	2483 1982
6475 2004	2716 1953
6141 2000	2934 1954
6092 2010	3464 1955
6070 2006	3506 1973

OPP (SEASON)

MOST	FEWEST
6793 1981	2852 1971
5988 2012	3284 1958
5935 2011	3296 1982
5929 2004	3317 1960
5911 1978	3377 1968

COLTS MOST (GAME)

595 at Atl 11/12/67
 576 vs. Min 12/16/62
 574 vs. LA Rams 11/25/56
 567 vs. Ten 12/5/04
 555 vs. Buf 9/23/01

OPP MOST (GAME)

639 at Pit 10/26/14
 622 at Min 9/28/69
 597 at S.F. 12/13/53
 590 at K.C. 10/31/04
 583 at Dal 9/4/78
 574 at Phi 11/15/81

COLTS FEWEST (GAME)

69 vs. Det 11/6/54
 70 at LA Rams 12/5/53
 86 at N.E. 10/23/77
 88 at Buf 11/28/82
 99 at S.D. 11/1/92

OPP FEWEST (GAME)

49 at Buf 10/10/71
 89 vs. T.B. 10/3/76
 94 at N.E. 12/6/92
 97 at Was 11/26/61
 113 vs. Was 9/25/60

MOST BOTH TEAMS

1095 at K.C. 10/31/04
 1087 at Pit 10/26/14
 997 vs. LA Rams 11/25/56
 985 vs. NYJ 9/24/72
 964 at G.B. 11/15/59
 943 at Cin 11/20/05

FEWEST BOTH TEAMS

328 at Buf 12/1/74
 346 at NYJ 11/11/84
 355 vs. NYJ 10/29/95
 359 at N.E. 12/6/92
 373 at Buf 10/20/85

• OFFENSIVE PLAYS •**COLTS (SEASON)**

MOST	FEWEST
1117 1979	596 1982
1109 2012	840 1964
1105 2014	849 1966
1088 2010	851 1968
1056 1980	860 1970

OPP (SEASON)

MOST	FEWEST
1116 1984	605 1982
1111 1981	746 1971
1109 1989	818 1967
1090 1994	827 1963
1084 2009	847 1973

COLTS MOST (GAME)

89 vs. G.B. 10/7/12
 88 at S.F. 9/22/63
 88 vs. Mia 12/14/75
 87 vs. Den 11/10/74
 86 vs. T.B. 10/3/76

OPP MOST (GAME)

88 vs. N.E. 10/29/89
 86 at T.B. 10/4/92
 85 vs. Dal 12/6/81
 84 at Min 9/28/69
 84 vs. Buf 12/13/87
 84 at Mia 9/21/09

COLTS FEWEST (GAME)

35 at Mia 9/21/09
 37 vs. Den 12/21/03
 38 at Buf 11/28/82
 41 vs. Mia 10/28/90
 41 at N.E. 10/8/00

OPP FEWEST (GAME)

34 vs. NYJ 11/16/03
 38 vs. Ten 12/28/08
 39 at S.F. 9/22/63
 40 at Chi 9/21/75
 40 vs. T.B. 10/7/07

• RUSHING •**ATTEMPTS****COLTS (SEASON)**

MOST		FEWEST	
601	1983	293	1982
566	1977	335	1990
565	1976	345	1960
545	1988	354	1991
536	1973/75	364	1954

OPP (SEASON)

MOST		FEWEST	
662	1978	325	1959
607	1981	331	1958
575	1993	348	1982
574	1980	352	1971
559	1984	375	1957/68

COLTS MOST (GAME)

60 vs. S.F. 11/22/59
 58 at NYJ 10/20/74
 58 at Atl 11/17/74
 57 at NYJ 11/11/84
 53 vs. Hou 11/1/76
 53 at Phi 10/30/83

OPP MOST (GAME)

66 vs. Dal 12/6/81
 58 at N.E. 12/26/93
 56 at G.B. 10/18/53
 56 at Buf 11/28/82
 53 at Mia 10/27/74

COLTS FEWEST (GAME)

10 vs. Ariz 1/1/06
 10 vs. Ten 12/30/07
 10 at Hou 9/12/10
 10 at Pit 10/26/14
 10 at Dal 12/21/14
 11 vs. Was 12/22/90
 11 at Mia 9/21/09

OPP FEWEST (GAME)

11 at Buf 10/10/71
 11 at NYJ 12/7/97
 12 at Den 12/11/83
 12 vs. T.B. 10/7/07
 12 at Ariz 9/27/09
 12 at Jax 11/8/12
 12 vs. Cin 10/19/14
 13 vs. Oak 10/10/04

YARDS**COLTS (SEASON)**

MOST		FEWEST	
2695	1983	1044	1982
2439	1985	1102	1992
2309	1976	1169	1991
2249	1988	1274	2008
2217	1975	1275	1954

OPP (SEASON)

MOST		FEWEST	
3010	1978	1113	1971
2768	2006	1174	1957
2665	1981	1291	1958
2566	1998	1339	1968
2521	1993	1400	1969

COLTS MOST (GAME)

318 vs. G.B. 10/28/56
 316 at Det 10/19/58
 305 at Cle 11/11/56
 299 vs. Hou 12/22/85
 281 vs. Buf 10/6/85

OPP MOST (GAME)

375 at Jax 12/10/06
 354 vs. Dal 12/6/81
 352 at K.C. 12/23/12
 315 at Mia 11/11/73
 313 at Min 9/13/64
 303 at G.B. 10/18/53
 303 vs. LA Rams 11/22/53

COLTS FEWEST (GAME)

1 at Dal 12/21/14
 4 vs. Det 9/22/91
 11 vs. Ariz 1/1/06
 18 vs. Stl 11/10/13
 19 vs. LA Rams 9/26/54
 19 vs. N.E. 11/16/14
 24 vs. S.D. 12/18/05
 24 vs. S.D. 11/28/10

OPP FEWEST (GAME)

4 at Buf 10/10/71
 15 vs. Pit 11/3/57
 17 vs. T.B. 10/7/07
 20 vs. G.B. 10/28/56
 20 at Cle 10/14/96

MOST BOTH TEAMS

548 vs. LA Rams 11/22/53
 510 vs. Dal 12/6/81
 469 at Chi 10/16/55
 454 at LA Rams 12/9/61
 449 vs. Den 9/30/07

FEWEST BOTH TEAMS

87 at Den 9/26/10
 97 vs. Pit 10/31/71
 106 vs. Cle 9/6/92
 109 vs. N.E. 11/1/98
 115 at NYJ 10/18/70
 117 at Pit 11/9/08

AVERAGE**COLTS (SEASON)**

BEST		LEAST	
5.1	1956	2.9	1992
5.0	1985	3.3	1979
4.7	1958	3.3	1970
4.6	1961	3.3	1991
4.5	1983/01	3.4	96/08

OPP (SEASON)

MOST		FEWEST	
5.3	2006	3.1	1957
5.2	1953	3.2	1971
5.1	2012	3.5	1969
4.8	1959	3.5	1995
4.7	1998	3.6	(6 times)

COLTS BEST (GAME)

8.52 at Bal 11/29/98
 8.00 at GBM 11/13/54
 7.95 vs. G.B. 10/28/56
 7.80 vs. Dal 12/6/81
 7.77 at LA Rams 10/9/61

OPP BEST (GAME)

8.93 at Jax 12/10/06
 8.12 at Min 11/17/63
 8.00 at Det 11/25/04
 8.00 at K.C. 12/23/12
 7.77 vs. LA Rams 11/22/53

COLTS LEAST (GAME)

0.10 at Dal 12/21/14
 0.29 vs. Det 9/22/91
 1.10 vs. Ariz 1/1/06
 1.12 vs. LA Rams 9/26/54
 1.19 vs. N.E. 11/16/14
 1.29 at LA Rams 12/5/53
 1.30 vs. Stl 11/10/13
 1.31 at LA Rams 12/4/54

OPP LEAST (GAME)

0.36 at Buf 10/10/71
 0.50 vs. Pit 11/3/57
 0.96 vs. Det. 9/29/57
 1.11 vs. G.B. 10/28/56
 1.11 at Cle 10/14/62

• PASSING •**ATTEMPTS****COLTS (SEASON)**

MOST		FEWEST	
679	2010	266	1955
661	2014	279	1956
628	2012	283	1982
601	2009	300	1973
594	1993	313	1954

OPP (SEASON)

MOST		FEWEST	
598	1994	246	1982
583	2009	297	1956
569	1995	298	1960
561	1999	312	1974
557	2004	313	1972

COLTS MOST (GAME)

59 at Was 11/7/93
 57 at NYJ 11/16/86
 57 at Hou 9/12/10
 56 at S.D. 11/11/07
 54 vs. NYJ 12/15/74
 54 at S.D. 9/26/99
 54 at N.E. 10/8/00
 54 at Det 12/2/12

OPP MOST (GAME)

62 at NYJ 10/18/70
 57 vs. Hou 9/4/94
 57 at Den 9/26/10
 56 at Min 9/28/69
 56 vs. Ten 12/18/11
 54 at Bal 9/11/05
 54 at Ariz 9/27/09

COLTS FEWEST (GAME)

7 at LA Rams 12/18/65
 8 vs. Mia 12/9/73
 11 at Atl 11/17/74
 12 vs. Chi 9/25/55
 12 at G.B. 9/20/64

OPP FEWEST (GAME)

9 at Hou 10/23/05
 11 at N.E. 12/26/93
 12 vs. Chi 11/3/63
 12 at Buf 10/13/91
 12 vs. Buf 11/12/06

COMPLETIONS**COLTS (SEASON)**

MOST	FEWEST
450 2010	126 1953
410 2014	134 1955
402 2009	137 1973
393 2008	142 1982
392 2002	158 1956

OPP (SEASON)

MOST	FEWEST
372 2009	138 1982
364 2004	144 1960
356 2010	158 1955
354 1994	161 1961
351 2011	165 1953/56

COLTS MOST (GAME)

40 at Hou 9/12/10
 38 at N.E. 11/21/10
 37 at Was 11/7/93
 37 vs. Ten 11/3/02
 36 vs. NYJ 12/15/74
 36 vs. N.E. 10/20/96
 36 at Ten 10/11/09
 36 vs. Dal 12/5/10
 35 at Den 9/7/14
 34 at T.B. 10/6/03
 34 at S.D. 11/11/07
 34 vs. Hou 11/8/09

OPP MOST (GAME)

40 at Pit 10/26/14
 38 vs. Ten 12/18/11
 37 at Den 9/26/10
 36 at Min 9/28/69
 34 at NYJ 10/18/70
 34 vs. Buf 10/8/89
 34 vs. G.B. 9/26/04
 34 at Bal 9/11/05
 33 vs. Sea 10/4/09
 33 at S.F. 10/18/98
 32 at Ariz 9/27/09
 32 vs. Hou 11/8/09

COLTS FEWEST (GAME)

3 at LA Rams 12/18/65
 3 vs. Cle 9/26/71
 3 vs. Buf 12/17/78
 3 at Buf 11/28/82
 4 (3 times)

OPP FEWEST (GAME)

4 vs. Was 10/26/58
 4 vs. T.B. 10/3/76
 5 (7 times)

YARDS**COLTS (SEASON-GROSS)**

MOST	FEWEST
5062 2014	1613 1982
4732 2004	1625 1953
4700 2010	1746 1973
4605 2009	1795 1955
4413 2000	1995 1954

OPP (SEASON-GROSS)

MOST	FEWEST
4232 2004	1920 1982
4228 1981	2027 1971
3977 2012	2068 1960
3933 1986	2248 1958
3932 2014	2288 1955

COLTS MOST (GAME-GROSS)

472 at K.C. 10/31/04
 469 vs. Min 12/16/62
 440 vs. Jax 9/25/00
 433 at Hou 9/12/10
 433 vs. Mia 11/4/12

OPP MOST (GAME-GROSS)

538 at Min 9/28/69
 522 at Pit 10/26/14
 496 vs. NYJ 9/24/72
 476 at Den 9/26/10
 469 vs. T.B. 10/16/88
 407 vs. Chi 11/25/62

COLTS FEWEST (GAME-GROSS)

21 at Cle 11/11/56
 35 vs. Mia 12/9/73
 44 vs. Buf 10/18/74
 49 vs. Cle 9/26/71
 53 vs. LA Rams 11/22/53

OPP FEWEST (GAME-GROSS)

46 vs. Was 10/26/58
 46 at Buf 12/1/74
 47 vs. Hou 10/14/79
 48 at Hou 10/23/05
 50 at GBM 11/24/91

MOST BOTH TEAMS (GROSS)

922 at Pit 10/26/14
 872 vs. NYJ 9/24/72
 861 at K.C. 10/31/04
 801 at Den 9/26/10
 787 vs. G.B. 9/26/04
 762 vs. Was 11/30/14
 733 at Min 9/28/69

FEWEST BOTH TEAMS (GROSS)

124 vs. Buf 12/17/78
 128 at Buf 11/28/82
 142 at Mia 11/23/75
 144 at N.E. 10/19/75

COLTS (SEASON-NET)

MOST	FEWEST
4894 2014	1257 1953
4623 2004	1439 1982
4609 2010	1475 1973
4515 2009	1631 1955
4308 2006	1659 1954

OPP (SEASON-NET)

MOST	FEWEST
4128 1981	1726 1960
3892 2004	1739 1971
3788 2012	1823 1982
3739 1986	1913 1961
3711 2013	1993 1958

COLTS MOST (GAME-NET)

472 at K.C. 10/31/04
 451 vs. Min 12/16/62
 440 vs. Jax 9/25/00
 426 at Atl 11/12/67
 419 vs. Atl 9/17/67
 419 at Hou 9/12/10
 419 vs. Mia 11/4/12

OPP MOST (GAME-NET)

530 at Min 9/28/69
 522 at Pit 10/26/14
 490 vs. NYJ 9/24/72
 472 at Den 9/26/10
 444 vs. T.B. 10/16/88
 431 at Cle 10/26/81

COLTS FEWEST (GAME-NET)

1 vs. Buf 10/13/74
 4 at Cle 9/16/73
 5 at Cle 11/11/56
 9 vs. LA Rams 11/22/53
 11 at N.E. 10/23/77

OPP FEWEST (GAME-NET)

6 at Hou 10/23/05
 13 vs. T.B. 10/3/76
 16 vs. Was 10/26/58
 23 at N.E. 12/6/92
 27 vs. Hou 10/14/79

MOST BOTH TEAMS (NET)

907 at Pit 10/26/14
 859 at K.C. 10/31/04
 822 vs. NYJ 9/24/72
 797 at Den 9/26/10
 778 vs. G.B. 9/26/04
 715 vs. NYG 12/22/02

FEWEST BOTH TEAMS (NET)

54 at N.E. 10/19/75
 81 at Mia 11/23/75
 86 vs. Buf 12/17/78
 109 vs. Hou 10/14/79
 112 at Buf 10/14/73

COMPLETION PERCENTAGE**COLTS (SEASON)**

BEST	WORST
67.38 2005	39.50 1953
67.18 2008	45.67 1973
66.98 2004	49.87 1983
66.96 2003	50.00 1960
66.89 2009	50.12 1984

OPP (SEASON)

BEST	WORST
71.2 2011	45.87 1961
68.40 2008	46.28 1958
67.39 2005	47.38 1977
66.54 2010	48.32 1960
65.35 2004	48.72 1959

COLTS BEST (GAME-20 ATT)

85.3 at Jax 12/18/08 (29-34)
83.9 vs. Atl 12/14/03 (26-31)
83.3 at Buf 10/16/94 (20-24)
82.6 vs. Cle 9/25/05 (19-23)
82.1 at Den 10/29/06 (32-39)
81.8 at Ten 10/11/09 (36-44)
81.3 vs. Cin 12/7/08 (26-32)
81.1 at N.E. 12/4/11 (30-37)
80.6 vs. Cin 12/18/06 (29-36)
80.0 vs. G.B. 11/16/97 (24-30)
80.0 vs. N.E. 10/22/00 (16-20)

OPP BEST (GAME-20 ATT)

90.5 at Dal 12/21/14 (18-20)
88.6 at N.O. 10/23/11 (31-35)
86.4 at N.O. 11/18/01 (19-22)
86.2 vs. Oak 10/28/73 (25-22)
85.7 at Hou 9/21/80 (18-21)
84.6 vs. Hou 9/17/06 (22-26)
82.8 vs. Jax 12/2/07 (24-29)

SACKS ALLOWED**COLTS (SEASON)**

MOST	FEWEST
62 1997	13 2009
58 1984	14 1999/04/08
57 1991	15 2006
53 1986	16 2010
52 1979	

OPP (SEASON)

MOST	FEWEST
59 1975	11 1982
57 1964	13 1981
56 1976	20 2000
47 1966	21 1974
47 1977	21 1993

COLTS MOST (GAME)

12 vs. StL 10/26/80
10 vs. T.B. 9/9/79
8 at Buf 12/1/74
8 vs. N.E. 11/26/78
8 vs. Sea 9/14/97
8 at Det 11/23/97
7 (17 times) Last: vs. Cin 11/9/97

OPP MOST (GAME)

11 at LA Rams 11/22/64
11 vs. Cle 9/6/92
10 at Buf 11/13/77
10 at K.C. 11/2/80
9 at Buf 10/10/71
9 vs. Buf 12/11/00
8 (7 times) Last: at NYJ 12/7/97

YARDS LOST - SACKS**COLTS (SEASON)**

MOST	FEWEST
487 1991	86 2008
480 1978	89 2006
436 1984	90 2009
424 1990	91 2010
418 1997	95 2005

OPP (SEASON)

MOST	FEWEST
496 1975	97 1982
489 1964	100 1981
461 1976	121 1993
407 1961	155 1959
401 1966	157 2006

COLTS YDS LOST SACKS (GAME)

91 vs. N.E. 11/26/78
73 vs. K.C. 9/28/70
73 vs. Stl 10/26/80
72 at Buf 12/1/74
72 vs. Cle 2/1/91

OPP YDS LOST SACKS (GAME)

102 at LA Rams 11/22/64
97 at Min 9/23/62
76 at Buf 10/10/71
75 at Min 11/17/63
74 at NYJ 10/26/75
74 vs. T.B. 10/3/76

• TURNOVERS •**PASSES HAD INTERCEPTED****COLTS (SEASON)**

MOST	FEWEST
30 1978	8 1975
29 1961	9 1964/06
28 1998	10 76/82/03/04/13
27 1953/66/69	11 58/95/96/05

OPP (SEASON)

MOST	FEWEST
40 1959	5 1982
35 1958	8 1998
32 1967	8 2011
30 1960	9 1990
30 1977	

COLTS MOST (GAME)

8 vs. NYJ 9/23/73
6 at G.B. 10/8/61
6 vs. Mia 9/10/78
6 at S.D. 11/11/07
5 (9 times)

OPP MOST (GAME)

7 vs. LA Rams 12/4/54
7 vs. Chi 10/2/60
6 (4 times)
5 (14 times)

MOST BOTH TEAMS

9 at Phi 11/15/53
9 at NYJ 10/18/70
9 vs. NYJ 9/23/73

FUMBLES**COLTS (SEASON)**

MOST	FEWEST
41 1986	10 1998
38 1978	11 2009
37 1972	13 1967/06/08
36 1979	14 2005/07/10/13
36 1987	

OPP (SEASON)

MOST	FEWEST
43 1987	11 2012
42 1953	11 1982
41 1986	14 1970
37 2002	15 2011
36 1978/04	16 2000/01

COLTS MOST (GAME)

7 vs. Mia 10/23/83
6 at NYJ 11/14/71
6 vs. NYJ 9/28/86
6 at NYJ 11/16/86
6 vs. Jax 11/23/14

OPP MOST (GAME)

8 at N.E. 10/7/73
7 (6 times)
6 (8 times)

FUMBLES LOST**COLTS (SEASON)**

MOST	FEWEST
25 1963	4 2013
22 1972	5 98/07/08/09
21 1953	7 2004
21 1979	8 55/67/88/05/10
20 1986/93	

OPP (SEASON)

MOST	FEWEST
27 1953	3 2012
25 1987	6 1982
22 1973	8 1961
21 1976	8 1967
20 1978/88	8 2000

COLTS MOST (GAME)

5 at Det 10/20/57
5 at G.B. 9/29/63
4 (13 times)

OPP MOST (GAME)

5 vs. LA Rams 11/23/58
4 (12 times)

TOTAL TURNOVERS**COLTS (SEASON)**

MOST	FEWEST
48 1953	14 2013
47 1978	17 04/08
44 1962	18 1975
42 1961	19 1964
40 1979	19 2005
	19 2006
	19 2007

OPP (SEASON)

MOST	FEWEST
56 1953	11 1982
52 1958	15 2012
49 1959	17 2011
47 1977	19 1998
45 1987	21 93/10

COLTS MOST (GAME)

8 at G.B. 10/8/61 (6i/2f)
8 vs. Cle 9/26/71 (5i/3f)
8 vs. NYJ 9/23/73 (8i)

OPP MOST (GAME)

9 vs. LA Rams 11/23/58 (5f/4i)
9 at LA Rams 12/4/54 (7i/2f)
8 at S.F. 11/29/54 (5i/3f)
8 vs. Chi 10/2/60 (7i/1f)
8 at Phi 11/15/63 (6i/2f)

TURNOVER DIFFERENTIAL**COLTS (SEASON)**

BEST	WORST
+30 1958	-18 1961
+26 1959	-14 1969
+23 1975	-14 1993
+22 1964	-14 1998
+21 1977	-13 1974
	-13 2001

• PENALTIES •

COLTS (SEASON)

MOST		FEWEST	
137	1979	51	1960
122	1992	52	1967
120	1983	52	1982
106	1981/97/ 98/04	53	1956
		55	1958

OPP (SEASON)

MOST		FEWEST	
130	1999	58	1963
128	2012	59	1960
123	2003	59	1964
121	1996	59	1982
119	2005	60	57/58

COLTS MOST (GAME)

16	at Den 12/11/83
15	at Buf 9/18/83
14	at K.C. 9/2/79
14	at Buf 9/21/97
13	(3 times)
12	(9 times)

OPP MOST (GAME)

19	vs. Buf 9/23/01
17	vs. Pit 10/30/77
16	vs. Chi 12/5/65
15	vs. Chi 11/21/54
15	at NYJ 9/8/96
15	vs. S.D. 11/3/96
15	at N.E. 9/19/99
14	(9 times)
13	(10 times)
12	(12 times)

COLTS FEWEST (GAME)

0	vs. S.F. 10/26/69
0	at GBM 9/10/66
0	vs. NYJ 10/30/94
0	at K.C. 12/15/96
0	at Cle 12/26/99

OPP FEWEST (GAME)

0	at LA Rams 12/18/65
0	vs. Stl 10/12/64

YARDS PENALIZED

COLTS (SEASON)

MOST		FEWEST	
1239	1979	433	1982
986	1983	458	1967
958	1992	483	1973
943	1995	504	1960
914	1980	507	1956

OPP (SEASON)

MOST		FEWEST	
1208	2012	466	1982
1093	1999	486	1956
1032	1970	538	1960
1014	1979	543	2008
1006	1978	546	1957

COLTS MOST (GAME)

153	at Buf 9/18/83
151	at Buf 10/19/86
127	at Chi 10/16/55
126	at Mia 10/15/87

OPP MOST (GAME)

148	vs. Chi 11/21/54
146	vs. N.E. 11/4/07
142	vs. Chi 12/5/65
139	vs. Dal 10/15/72
135	vs. S.D. 11/3/96
135	vs. N.E. 9/19/99

• PUNTS •

COLTS (SEASON)

MOST		FEWEST	
101	1979	42	1961
98	1984	46	1982
94	1978	48	2006
91	1983	49	1966
88	2011	49	1967
86	1975	49	1968

OPP (SEASON)

MOST		FEWEST	
95	1979	41	1982
90	2014	47	73/06
88	1971	48	1981
83	1975/99/14	50	1959
82	1987/00	52	2004

COLTS MOST (GAME)

12	at NYJ 9/25/77
12	at Buf. 10/6/96
11	at Chi 10/10/54
11	at S.F. 11/29/64
11	at Mia 11/11/73
11	at N.E. 10/19/75
10	(8 times)

OPP MOST (GAME)

11	vs. NYJ 9/19/71
11	at K.C. 9/2/79
11	at Buf 10/6/96
11	vs. Hou 12/1/02
11	vs. Cin 10/19/14
10	vs. Den 9/11/83
10	at N.E. 11/11/90
10	at N.E. 12/6/92

MOST BOTH TEAMS

23	at Buf. 10/6/96
21	at K.C. 9/2/79
20	vs. Den 9/11/83
20	vs. Hou 12/1/02

COLTS FEWEST (GAME)

0	vs. Cle 11/1/59
0	vs. Det 11/19/67
0	at S.D. 11/7/76
0	vs. N.E. 9/1/91
0	vs. Buf 9/23/01
0	vs. Ten 12/5/04
0	at Hou 10/23/05

OPP FEWEST (GAME)

0	at S.F. 12/13/53
0	vs. G.B. 11/6/60
0	at Dal 9/4/78
0	at Phi 11/15/81
0	at Buf 9/9/90
0	vs. Jax 12/2/07

AVERAGE

COLTS (SEASON)

BEST		WORST	
47.57	2012	34.47	1957
46.70	2014	36.21	1979
46.57	2011	37.14	1974
45.66	1996	37.19	1954
45.57	1966	37.29	1958

OPP (SEASON)

BEST		WORST	
47.50	2014	35.74	1978
47.04	2012	36.21	1977
46.41	1960	36.89	1976
46.06	1997	37.17	1987
45.60	2013	37.40	1973

• INTERCEPTION RETURN YARDS •

COLTS (SEASON)

MOST		FEWEST	
577	1959	75	1985
514	1958	87	1974
493	1975	97	1998
483	1968	106	1969
453	1967	116	1973

OPP (SEASON)

MOST		FEWEST	
545	2001	111	1975
529	1978	117	1983
469	1953	119	1964
461	1992	119	2011
438	1966	125	2003

COLTS MOST (GAME)

144	vs. G.B. 11/2/58
138	at Chi 11/17/57
136	at S.F. 10/13/68
135	vs. Cle 12/10/89
126	at N.E. 12/11/94

OPP MOST (GAME)

162	at Den 11/27/77
161	at G.B. 10/19/08
143	vs. S.D. 11/4/84
132	vs. N.E. 11/15/92
129	vs. NYJ 12/15/74

COLTS MOST TDS (SEASON)

4	1959/65/68/75/96/12
3	1967/70/94
2	57/63/66/78/89/97/00/03/04/05/ 08/09/10/11

OPP MOST TDS (SEASON)

6	2001
4	1973/92/10
3	1953/58/66/69/74/78/08/12/14
2	1956/59/67/84/89/94/98/99

• PUNT RETURNS •

COLTS (SEASON)

MOST		FEWEST	
53	1963	12	1981
48	1955	14	1982
48	1964	22	2008
45	1965	23	1960/06
45	1966	24	73/04/05
45	2014		

OPP (SEASON)

MOST		FEWEST	
62	1984	15	1960
55	1983	18	1961
53	1978	19	1963
52	1986	19	1968
51	1975/89	21	1967

COLTS MOST (GAME)

9	at LA Rams 11/22/64
9	at K.C. 9/2/79
8	vs. Det 10/10/65
8	vs. NYJ 9/19/71
8	vs. T.B. 10/3/76
8	at N.E. 11/11/90

OPP MOST (GAME)

9	vs. LA Rams 11/27/66
8	vs. Buf 10/13/74
8	vs. Den 10/22/78
8	vs. S.D. 11/26/89
7	(7 times)

YARDS**COLTS (SEASON)**

MOST		FEWEST	
485	1963	56	1981
453	1964	78	1982
449	1985	108	2011
447	1996	127	1960
439	1975	129	1973

OPP (SEASON)

MOST		FEWEST	
642	1983	48	1960
600	1984	62	1968
572	1985	71	1955
558	1989	109	1957
550	2011	119	1963

COLTS MOST (GAME)

164	vs. NYJ 9/19/71
148	at GBM 10/14/56
141	vs. S.D. 11/3/96
124	at N.E. 11/11/90
111	vs. Buf 11/25/12

OPP MOST (GAME)

145	vs. Stl 11/10/13
123	at K.C. 11/2/80
117	vs. N.E. 11/15/09
117	at N.E. 11/18/12
114	at G.B. 12/7/68
110	at N.E. 11/10/85

COLTS LEAST (GAME)

-8	at S.D. 10/23/88
-5	at Pit 11/22/92
-5	at S.D. 11/11/07
-3	(4 times)

OPP LEAST (GAME)

-5	vs. Hou 9/13/92
-4	vs. Phi 12/6/70
-3	(8 times)

COLTS MOST TDS (SEASON)

2	1992
1	(14 times)

OPP MOST TDS (SEASON)

2	1956
1	(22 times)

FAIR CATCHES**MOST (SEASON)**

COLTS		OPP	
34	1971	24	1979
26	1970	22	2010
25	2005/13/14	21	73/00/11
24	1992/10/11	18	1992
23	2009	17	2002

COLTS MOST (GAME)

6	vs. Cin 10/19/14
6	vs. Jax 10/4/15
5	vs. Det 12/7/69
5	at N.E. 10/3/71
5	vs. LA Rams 11/8/71
5	vs. G.B. 10/7/12
4	(12 times)

OPP MOST (GAME)

6	at S.F. 10/13/68
5	at Mia 11/11/79
4	(8 times)
3	(23 times)

• KICKOFF RETURN •**COLTS (SEASON)**

MOST		FEWEST	
84	1981/01	31	2011
74	1978	32	1971
74	1986	34	1958
71	1998	38	1959/68/14
70	1979		

OPP (SEASON)

MOST		FEWEST	
93	2003	19	2011
92	2004	25	1982
89	2005	26	2014
87	2001	29	1954
83	1999	33	1991

COLTS MOST (GAME)

9	at Chi 10/21/56
9	at N.E. 11/18/79
9	at Buf 9/21/97
9	at Bal 12/2/01
9	vs. S.D. 11/28/10
8	(10 times)

OPP MOST (GAME)

10	vs. Buf 12/12/76
10	vs. Den 10/31/88
9	at N.O. 9/28/03
9	vs. Ten 12/5/04
8	(23 times)

YARDS**COLTS (SEASON)**

MOST		FEWEST	
1832	2001	578	2011
1651	1981	679	1971
1648	1978	753	1982
1545	2004	792	1959
1510	2003	864	1958

OPP (SEASON)

MOST		FEWEST	
2029	06/07	538	1982
2006	2001	551	1993
1999	2003	573	1991
1978	2005	584	2011
1960	2004	587	2014

COLTS MOST (GAME)

274	vs. NYJ 9/24/72
252	vs. S.D. 12/26/04
219	at Dal 9/4/78
213	vs. Sea 9/14/97
204	at Chi 10/21/56
204	vs. Cin 10/11/81

OPP MOST (GAME)

268	at Sea 10/15/00
266	at Hou 10/23/05
249	vs. NYJ 11/16/03
233	at Hou 9/23/07
230	vs. Chi 10/4/58
230	vs. N.E. 12/21/75

COLTS LEAST (GAME)

0	(19 times)
---	------------

OPP LEAST (GAME)

-2	at G.B. 10/19/08
0	(31 times)

COLTS MOST TDS (SEASON)

2	1958/68
1	(18 times)

OPP MOST TDS (SEASON)

3	2007
2	1977/03/06
1	(18 times)

• OPPONENTS BEST GAMES •**SCORING****MOST POINTS**

33	Paul Hornung at G.B. 10/8/61
30	Jim Brown vs. Cle 11/1/59
30	Paul Hornung vs. G.B. 12/12/65
24	Marshall Faulk at Stl 12/30/01
24	Jonas Gray vs. N.E. 11/16/14
21	Gordy Soltau at S.F. 12/13/53
20	Gordy Soltau vs. S.F. 11/29/53

MOST KICK-SCORING POINTS

18	Nate Kaeding vs. S.D. 11/28/10
17	Greg Davis at S.D. 10/26/97
17	John Hall vs. NYJ 12/23/01
17	Shayne Graham at Hou 12/16/12
16	Curt Knight at Was 11/18/73
16	Jason Staurovsky vs. N.E. 12/3/89
16	Doug Pelfrey vs. Cin 9/3/95
16	Olindo Mare vs. Mia 12/31/06

MOST TOUCHDOWNS

5	Jim Brown vs. Cle 11/1/59
5	Paul Hornung vs. G.B. 12/12/65
4	Paul Hornung at G.B. 10/8/61
4	Marshall Faulk at Stl. 12/30/01
4	Jonas Gray vs. N.E. 11/16/14

MOST PATS

8	John Kasay at N.O. 10/23/11
8	Stephen Gostkowski at N.E. 11/18/12
7	George Blanda at Chi 10/21/56
7	Fred Cox at Min 9/28/69
7	Shaun Suisham at Pit 10/26/14

MOST PAT ATTEMPTS

8	George Blanda at Chi 10/21/56
8	John Kasay at N.O. 10/23/11
8	Roger Leclerc vs. Chi 11/25/62
7	Fred Cox at Min 9/28/69
7	Shaun Suisham at Pit 10/26/14

MOST FIELD GOALS

5	Curt Knight at Was 11/18/73
5	Jason Staurovsky at N.E. 12/3/89
5	Doug Pelfrey vs. Cin 9/3/95
5	Greg Davis at S.D. 10/26/97
5	John Hall vs. NYJ 12/23/01
5	Olindo Mare vs. Mia 12/31/06
5	Ryan Longwell at Min 9/14/08
5	Billy Cundiff at Bal 11/22/09
5	Nate Kaeding vs. S.D. 11/28/10
5	Shayne Graham at Hou 12/16/12

MOST FIELD GOAL ATTEMPTS

7	Jason Staurovsky at N.E. 12/3/89
6	Pat Leahy at NYJ 11/29/81
6	Greg Davis at S.D. 10/26/97
6	Scott Norwood at Buf 9/9/90
6	John Hall vs. NYJ 12/23/01
6	Ryan Longwell at Min 9/14/08
6	Billy Cundiff at Bal 11/22/09

LONGEST FIELD GOAL

60	Rob Bironas at Ten 12/3/06
59	Josh Scobee at Jax 10/3/10
59	Sebastian Janikowski at Oak 12/26/10
56	Chip Lohmiller vs. Was 12/22/90
56	Kris Brown vs. Hou 11/8/09
55	Jason Hanson at Det 11/23/97
54	Rob Bironas vs. Ten 12/30/07
54	Sebastian Janikowski at Oak 12/26/10

RUSHING**MOST ATTEMPTS**

37	Jonas Gray vs. N.E. 11/16/14
35	Curtis Martin at N.E. 11/24/96
33	Rodney Hampton at NYG 12/12/93
33	Fred Jackson at Buf 1/3/10
33	Arian Foster at Hou 9/12/10
32	Jim Brown vs. Cle 11/1/59
32	O.J. Simpson vs. Buf 10/12/75
32	Pete Johnson at Cin 12/7/80
32	Ricky Watters at Sea 12/20/98
32	Priest Holmes at K.C. 10/31/04
32	Ron Dayne at Hou 12/24/06
32	Shonn Greene at NYJ 10/14/12

MOST YARDS

231	Arian Foster at Hou 9/12/10
226	Jamaal Charles at K.C. 12/23/12
216	Barry Sanders at Det 11/23/97
212	Fred Jackson at Buf 1/3/10
205	Dan Towler vs. LA Rams 11/22/53
203	Curtis Martin at NYJ 12/3/00

HIGHEST AVG. (7 ATT. MIN)

14.6	Dan Towler vs. LA Rams 11/22/53
14.6	Fred Taylor at Jax 12/10/06
13.3	Floyd Reid vs. G.B. 10/31/53
12.7	Nick Pietrosante at Det 10/23/60
12.2	Tommy Mason at Min 11/17/63

LONGEST RUSH

86t	Jamaal Charles at K.C. 12/23/12
83t	Michael Turner vs. S.D. 12/18/05
81t	Rick Casares at Chi 10/16/55
80t	Barry Sanders at Det 11/23/97
78t	O.J. Simpson at Buf 10/14/73
78t	Kenneth Davis at Buf 10/6/91

MOST TOUCHDOWNS

5	Jim Brown vs. Cle 11/1/59
4	Jonas Gray vs. N.E. 11/16/14
3	(14 times) Last: Shonn Green 10/14/10 at NYJ

PASSING**MOST ATTEMPTS**

62	Joe Namath at NYJ 10/18/70
57	Kyle Orton at Den 9/26/10
52	Kurt Warner at Ari 9/27/09
52	Eli Manning at NYG 11/3/14
51	Steve Young at S.F. 10/18/98
50	Kent Graham at NYG 11/14/99
50	Blake Bortles vs. Jax 10/4/15

MOST COMPLETIONS

40	Ben Roethlisberger at Pit 10/26/14
37	Kyle Orton at Den 9/26/10
34	Joe Namath at NYJ 10/18/70
33	Steve Young at S.F. 10/18/98
33	Seneca Wallace vs. Sea 10/4/09
32	Matt Schaub vs. Hou 11/8/09
31	(7 times) Last: Colt McCoy vs. Was 11/30/14

MOST YARDS

522	Ben Roethlisberger at Pit 10/26/14
496	Joe Namath vs. NYJ 9/24/72
476	Kyle Orton at Den 9/26/10
469	Vinny Testaverde vs. T.B. 10/16/88
449	Joe Kapp at Min 9/28/69
444	Brian Sipe at Cle 10/25/81

HIGHEST COMP. PCT. (MIN. 20 ATT.)

90.0	Tony Romo at Dal 12/21/14 (18-20)
88.6	Drew Brees at N.O. 11/23/11 (31-35)
86.4	Aaron Brooks at N.O. 11/18/01 (19-22)
86.2	Ken Stabler vs. Oak 10/28/73 (25-29)
85.7	Ken Stabler at Hou 9/21/80 (18-21)
85.0	Joe Theismann at Was 10/7/84 (17-20)
84.6	David Carr vs. Hou 9/17/06 (22-26)

HIGHEST COMP. PCT. (MIN. 20 ATT.) cont...

81.6	Ben Roethlisberger 10/26/14 (40-49) at Pit
------	--

LONGEST COMPLETION

99t	Karl Sweetan to Pat Studstill vs. Det 10/16/66
95t	Todd Collins to Quinn Early vs. Buf 12/1/96
92t	Roger Staubach to Tony Dorsett at Dal 9/4/78
91t	Tom Brady to David Patten vs. N.E. 10/21/01
88t	Jim Plunkett to Randy Vataha vs. N.E. 12/19/71
85t	Norm Snead to Leroy Jackson vs. Was 12/8/62

MOST TD PASSES

7	Joe Kapp at Min 9/28/69
6	Joe Namath vs. NYJ 9/24/72
6	Ben Roethlisberger at Pit 10/26/14
5	Dan Fouts at S.D. 12/26/82
5	Mark Malone at Pit 9/8/85
5	Drew Brees at N.O. 10/23/11
4	(19 times) Last: Tony Romo at Dal 12/21/14

MOST INTERCEPTIONS

7	Zeke Bratkowski vs. Chi 10/2/60
6	Norm Van Brocklin at LA Rams 12/4/54
6	Joe Namath at NYJ 10/18/70
5	(6 times) Last: Terry Bradshaw vs. Pit 10/30/77
4	(27 times) Last: Tom Brady at N.E. 11/5/06

MOST ATTS NO INTS (GAME)

51	Steve Young at S.F. 10/18/98
50	Blake Bortles vs. Jax 10/4/15
49	Ben Roethlisberger at Pit 10/26/14
48	Dan Marino at Mia 9/15/85
47	Donovan McNabb at Phil 11/10/02
47	Colt McCoy vs. Was 11/30/14
45	Drew Bledsoe at N.E. 9/19/99
45	Seneca Wallace vs. Sea 10/4/09

RECEPTIONS**MOST RECEPTIONS**

21	Brandon Marshall vs. Den 12/13/09
13	Al Toon vs. NYJ 11/6/88
13	Calvin Johnson at Det 12/2/12
12	Eddie Bell at NYJ 10/18/70
12	Henry Ellard at LA Rams 9/17/89
12	Keith Byars at Phi 9/30/90
12	Ben Coates vs. N.E. 11/27/94
12	Jabar Gaffney at Den 9/26/10
12	Andre Johnson vs. Hou 12/30/12

MOST YARDS

231	Dave Parks vs. S.F. 10/3/65
230	Henry Ellard at LA Rams 9/17/89
229	Andre Johnson vs. Hou 11/3/13
210	Drew Hill vs. Hou 12/22/85
206	Cris Collinsworth at Cin 10/2/83
204	Rich Caster vs. NYJ 9/24/72
204	Amani Toomer vs. NYG 12/22/02

AVG. GAIN (3 REC. MIN)

50.3	Jack Snow vs. LA Rams 10/15/67
48.0	Harlon Hill at Chi 10/10/54
41.7	Stanley Morgan at N.E. 9/18/78
41.7	Raghib Ismail at Oak 10/22/95
41.3	Nat Moore vs. Mia 10/10/76
40.7	Leroy Jackson vs. Was 12/8/62
40.7	Gary Garrison at S.D. 9/20/70

TOUCHDOWNS

3	(21 times) Last: Julius Thomas at Den 9/7/14
---	--

INTERCEPTIONS**MOST INTERCEPTIONS**

3	Jim David vs. Det 10/6/56
3	Jack Christiansen at Det 11/7/53
3	Jack Butler vs. Pit 11/3/57
3	Jim Kerr at Was 11/26/61
3	Johnny Robinson vs. K.C. 9/28/70
3	Rich Sowell vs. NYJ 9/23/73
3	Antonio Cromartie at S.D. 11/11/07

MOST RETURN YARDS

105	Henry Jones at Buf 9/20/92
99	Aaron Rouse at G.B. 10/19/08
92	Erik McMillan at NYJ 10/1/89
87	Bobby Dillon at GBM 10/14/56
87	Dave Robinson vs. G.B. 12/12/65
87	Alfonzo Dennard at N.E. 11/18/12

LONGEST RETURN

99t	Aaron Rouse at G.B. 10/19/08
92t	Eric McMillan at NYJ 10/1/89
87t	Dave Robinson vs. G.B. 12/12/65
87t	Alfonzo Dennard at N.E. 11/18/12
82t	Henry Jones at Buf 9/20/92
82t	Chris Singleton vs. N.E. 11/15/92

TOUCHDOWNS

2	Henry Jones at Buf 9/20/92
---	----------------------------

PUNTING**MOST (GAME)**

11	Steve O'Neal vs. NYJ 9/19/71
11	Bob Grupp at K.C. 9/2/79
11	Chris Mohr at Buf 10/6/96
11	Chad Stanley vs. Hou 12/1/02
11	Kevin Huber vs. Cin 10/19/14
10	Luke Prestridge vs. Den 9/11/83
10	Brian Hansen at N.E. 11/11/90
10	Shawn McCarthy at N.E. 12/6/92

MOST YARDS

558	Kevin Huber vs. Cin 10/19/14
511	Bob Grupp at K.C. 9/2/79
450	Steve O'Neal vs. NYJ 9/19/71
444	Chris Mohr at Buf 10/6/96
435	Chad Stanley vs. Hou 12/1/02

BEST AVG. (4-MIN)

55.6	Tom Tupa vs. N.E. 9/7/97
55.5	Shane Lechler vs. Oak 10/10/04
54.7	Brett Kern at Ten 12/28/14
54.5	Shane Lechler at Hou 10/9/14
53.5	Bryan Anger vs. Jax 9/23/12
53.3	Boyd Dowler at G.B. 10/9/60
53.0	Dustin Colquitt vs. K.C. 10/10/10
52.4	Shane Lechler vs. Oak 10/14/01

LONGEST PUNT

79	Chuck Ramsey vs. NYJ 10/15/78
79	Brett Kern at Ten 12/28/14
76	Larry Barnes at S.F. 12/8/57
76	Bobby Walden at Min 10/22/67
75	Craig Hentrich at Ten 10/27/08

PUNT RETURNS**MOST (GAME)**

8	Rick Upchurch vs. Den 10/22/78
8	Phil McConkey vs. S.D. 11/26/89
7	Danny Reece vs. T.B. 9/9/79
7	Dino Hall at Cle 10/26/81
7	Willie Drewery at Hou 11/23/86
7	Chris Hale at Buf 9/20/92
7	Eric Guliford at Car 12/3/95

MOST YARDS

145	Tavon Austin vs. Stl 11/10/13
123	J.T. Smith at K.C. 11/2/80
117	Wes Welker vs. N.E. 11/15/09
117	Julian Edelman at N.E. 11/18/12
111	Antwaan Randle-El vs. Was 10/22/06
107	Ricky Smith at N.E. 9/4/83
107	Eric Guliford at Car 12/3/95

LONGEST RETURN

98t	Tavon Austin vs. Stl 11/10/13
91t	Nate Burleson vs. Min 11/8/04
87t	Antwaan Randle-El vs. Was 10/22/06
80t	Stanley Morgan at N.E. 11/18/79
80	Desmond Howard vs. Det 10/29/00
78t	Mike Thomas vs. Jax 12/19/10

HIGHEST AVG. (2 MIN)

58.5	Julian Edelman at N.E. 11/18/12
55.5	Antwaan Randle-El vs. Was 10/22/06
48.0	Nate Burleson vs. Min 11/8/04
45.5	Jake Scott at Mia 11/22/70
44.0	Willie Wood at G.B. 10/8/61

MOST FAIR CATCHES

4	Kermit Alexander at S.F. 10/13/68
4	Thom Darden at Cle 9/16/73
4	Rod Woodson vs. Pit 10/6/91
4	Rod Woodson at Pit 11/22/92
4	Walter Stanley at N.E. 12/6/92
4	Jeff Ogden at Mia 12/17/00
4	Quan Cosby vs. Cin 11/14/10
4	Keshawn Martin at Hou 10/9/14

KICKOFF RETURNS**MOST (GAME)**

8	Allen Rossum at Phi 11/21/99
8	Chris Johnson vs. Stl 10/17/05
8	Tab Perry at Cin 11/20/05
7	(14 times) Last: Marc Mariani at Ten 12/9/10

MOST YARDS

266	Jerome Mathis at Hou 10/23/05
242	Jonathan Carter vs. NYJ 11/16/03
233	Jerome Mathis at Hou 9/23/07
211	Roell Preston vs. G.B. 11/16/97
206	Allen Carter vs. N.E. 12/21/75

LONGEST RETURN

106t	Brad Smith vs. NYJ 12/27/09
103t	Tom Wilson vs. LA Rams 11/25/56
103t	Herb Adderley at G.B. 11/18/62
103t	Justin Miller at NYJ 10/1/06
102t	Curtis Brown at Buf 9/24/78
101t	Lance Rentzel at Min 11/14/65
101t	Raymond Clayborn vs. N.E. 12/18/77

LONGEST NON-SCORING RETURN

96	Joe Arenas at S.F. 12/16/56
----	-----------------------------

HIGHEST AVG. (2 MIN)

67.3	Lenny Lyles at S.F. 12/18/60
62.0	Willie Galimore vs. Chi 10/4/58
61.5	Tom Wilson vs. LA Rams 11/25/56
60.0	Lance Rentzel at Min 11/14/65

FUMBLE RETURNS**LONGEST**

80t	Phil Wise at NYJ 12/2/73
78t	Darrell Green at Was 11/7/93
75t	Derrol Ray at NYJ 9/7/80

• OPPONENTS CAREER BEST •**MOST POINTS**

207	Pat Leahy N.Y. Jets
143	Steve Christie T.B./Buf
140	Josh Scobee Jacksonville
138	Paul Hornung Green Bay
122	Adam Vinatieri New England
117	Olindo Mare Mia/N.O./Sea/Car
103	John Smith New England

MOST TOUCHDOWNS (R-P-Rt)

16	Paul Hornung Green Bay (13-3-0)
16	Andre Reed Buffalo (0-16-0)
14	Stanley Morgan New England (0-13-1)
14	Maurice Jones-Drew Jax (10-3-1)
13	Rick Casares Chicago (11-2-0)
13	Jim Taylor G.B./N.O. (12-1-0)

MOST PATS

69	Pat Leahy N.Y. Jets
52	John Smith New England
47	Adam Vinatieri New England
42	George Blanda Chi/Oak

MOST PAT ATTEMPTS

75	Pat Leahy N.Y. Jets
57	John Smith New England
47	Adam Vinatieri New England
44	Uwe Von Schamann Miami
43	George Blanda Chi./Oak.
43	Garó Yepremian Det./Mia.

MOST FGS

46	Pat Leahy N.Y. Jets
35	Steve Christie T.B./Buf.
35	Josh Scobee Jacksonville
29	Rob Bironas Tennessee
27	Olindo Mare Mia./N.O./Sea./Car.
25	Adam Vinatieri New England

MOST FG ATTS

62	Pat Leahy N.Y. Jets
45	Josh Scobee Jacksonville
44	Steve Christie T.B./Buf.
36	Tommy Davis San Francisco
36	Rob Bironas Tennessee
34	Garó Yepremian Det./Mia.
32	Olindo Mare Mia./N.O./Sea./Car.

MOST CONSECUTIVE FGS

18	Tony Franklin Phi./N.E.
15	Adam Vinatieri* New England
13	Nate Kaeding* San Diego
13	Olindo Mare Miami
12	John Smith New England
12	Rob Bironas Tennessee

MOST 50+ FGS

5	Rob Bironas Tennessee
4	Josh Scobee Jacksonville
4	Shayne Graham Houston
3	Jason Hanson Detroit
2	John Carney S.D./N.O.
2	Steve Christie T.B./Buf.
2	Sebastian Janikowski Oakland
2	Nate Kaeding San Diego
2	Chip Lohmiller Washington
2	Pete Stoyanovich Mia./K.C.

MOST RUSHING ATTEMPTS

345	Curtis Martin N.E./N.Y.J.
304	Thurman Thomas Buffalo
271	Maurice Jones-Drew Jacksonville
251	Jim Taylor G.B./N.O.
250	O.J. Simpson Buffalo
246	Fred Taylor Jacksonville

MOST RUSHING YARDS

1645	Curtis Martin N.E./N.Y.J.
1428	Maurice Jones-Drew Jacksonville
1251	Fred Taylor Jacksonville
1230	Thurman Thomas Buffalo
1197	O.J. Simpson Buffalo
1032	Jim Taylor Green Bay

MOST RUSHING TOUCHDOWNS

13	Paul Hornung Green Bay
12	Jim Taylor G.B./N.O.
11	Rick Casares Chicago
10	Antowain Smith Buf./N.E.
10	Maurice Jones-Drew Jacksonville
8	John Riggins N.Y.J./Was
8	Y.A. Tittle N.Y.G./S.F
8	Domanick Davis Houston
8	Arian Foster Houston

MOST 100+ GAMES

9	Curtis Martin N.E./N.Y.J.
8	Maurice Jones-Drew Jacksonville
7	Freeman McNeil N.Y. Jets
6	O.J. Simpson Buffalo
6	Fred Taylor Jacksonville
5	Thurman Thomas Buffalo
5	Arian Foster Houston

MOST PASSING ATTEMPTS

1030	Dan Marino Miami
518	Drew Bledsoe N.E./Buf.
512	John Brodie San Francisco
500	Joe Ferguson Buffalo
500	Jim Kelly Buffalo

MOST PASSING COMPLETIONS

624	Dan Marino Miami
315	Drew Bledsoe N.E./Buf.
300	Jim Kelly Buffalo
275	John Brodie San Francisco
264	Tom Brady New England
259	Joe Ferguson Buffalo

MOST PASSING YARDS

7537	Dan Marino Miami
3752	Jim Kelly Buffalo
3667	Joe Ferguson Buffalo
3622	Drew Bledsoe N.E./Buf.
3570	Steve Grogan New England

MOST PASSING TOUCHDOWNS

54	Dan Marino Miami
31	Joe Ferguson Buffalo
28	Jim Kelly Buffalo
26	Tom Brady New England
25	Drew Bledsoe N.E./Buf.
23	Vinny Testaverde Bal./Cle./N.Y.J./T.B.
21	John Brodie San Francisco
21	Steve Grogan New England

MOST PASSES INTERCEPTED

29	John Brodie San Francisco
27	Bart Starr Green Bay
24	Y.A. Tittle S.F./N.Y.G.
24	Steve Grogan New England
22	Bill Wade L.A./Chi.

MOST 300+ GAMES

7	Dan Marino Miami
5	Warren Moon Hou./Sea.
4	Bill Wade L.A./Chi.
3	Joe Namath N.Y. Jets
3	Brian Sipe Cleveland
3	Brett Favre Green Bay

MOST RECEPTIONS

128	Andre Reed Buffalo
125	Andre Johnson Houston
79	Al Toon N.Y. Jets
79	Stanley Morgan New England
74	Irving Fryar N.E./Mia./Phi/Was

MOST RECEPTION YARDS

1718	Andre Reed Buffalo
1621	Andre Johnson Houston
1615	Stanley Morgan New England
1094	Billy Wilson San Francisco
1072	Tony Martin Atl./Mia./S.D.
1031	Wesley Walker N.Y. Jets
1013	Nat Moore Miami

MOST TOUCHDOWN RECEPTIONS

16	Andre Reed Buffalo
13	Stanley Morgan New England
11	Nat Moore Miami
10	Andre Johnson Houston
8	Wesley Walker N.Y. Jets
8	Billy Wilson San Francisco
8	Billy Howton G.B./Dal.
8	Howard Cassady Detroit
8	Tony Martin Atl./Mia./S.D.
8	Bill McColl Chicago

MOST 100+ GAMES

8	Stanley Morgan New England
6	Andre Johnson Houston
5	Tony Martin S.D./Atl./Mia.
4	Harlon Hill Chicago
4	Jimmy Smith Jacksonville

MOST INTERCEPTIONS

11	Bobby Dillon Green Bay
10	Jack Christiansen Detroit
9	Dick LeBeau Detroit
8	Michael Haynes N.E./Oak.
7	(4 others)

MOST INTERCEPTION YARDS

181	Bobby Dillon Green Bay
172	Herb Adderley Green Bay
140	Michael Haynes N.E./Oak.
139	Hank Gremminger Green Bay
137	Glenn Blackwood Miami

MOST TOUCHDOWNS

2	Kevin Burnett Dal./S.D.
2	Henry Jones Buffalo
2	Ty Law New England
2	Otis Smith N.E./N.Y.J.

MOST PUNTS

106	Chris Mohr Buf./Atl.
83	John Kidd Buf./S.D./Mia./N.Y.J.
81	Tommy Davis San Francisco
78	Rich Camarillo N.E./Ari./Hou.
78	Reggie Roby Mia./Was./S.F.
77	Brian Hansen N.O./N.E./Cle./N.Y.J.

MOST PUNT YARDS

4278	Chris Mohr Buf./Atl.
3603	Tomy Davis San Francisco
3574	John Kidd Buf./S.D./Mia./N.Y.J.
3445	Reggie Roby Mia./Was./S.F.
3425	Brian Hansen N.O./N.E./Cle./N.Y.J.

HIGHEST AVERAGE (MIN. 25 ATT.)

48.4	Shane Lechler Oak./Hou.
46.5	Boyd Dowler Green Bay
47.7	Kevin Huber, Cincinnati
46.5	Yale Lary Detroit
45.8	Brian Moorman Buffalo
45.2	Mark Royals Jax./Mia./Pit./N.O.

MOST TOUCHBACKS

12	Chris Mohr Buffalo
11	Rich Camarillo N.E./Ari./Hou.
9	Yale Lary Detroit
9	Lee Johnson Cin./Cle./N.E./Ten.
8	Tom Tupa Cle./N.E./N.Y.J./T.B.
8	Craig Hentrich G.B./Ten.

MOST INSIDE 20

27	Rich Camarillo N.E./Ari./Hou.
26	John Kidd Buf./S.D./Mia./N.Y.J.
26	Chris Mohr Buf./Atl.
24	Reggie Roby Mia./Was./S.F.
22	Tom Tupa Cle./N.E./N.Y.J./T.B.

PLAYOFF RECORDS

COLTS INDIVIDUAL CAREER AND SINGLE-GAME PLAYOFF RECORDS (*Denotes Super Bowl)

• SERVICE •

MOST GAMES:

21	Reggie Wayne, 2002-14
19	Peyton Manning, 1998-11
	Jeff Saturday, 1999-11
18	Justin Snow, 2000-11
	Robert Mathis, 2003-13
17	Dwight Freeney, 2002-12
16	Raheem Brock, 2002-09
	Ryan Diem, 2002-11
	Marvin Harrison, 1996-08
15	Gary Brackett, 2003-10
	Hunter Smith, 1999-08
13	Tarik Glenn, 1997-06
	Antoine Bethea, 2006-13
	Adam Vinatieri 2006-14
12	Dallas Clark, 2003-11

• SCORING •

MOST POINTS

CAREER:

117	Adam Vinatieri, 2006-14
56	Reggie Wayne, 2001-14
54	Mike Vanderjagt, 1998-05
30	Edgerrin James, 1999-05
26	Jim O'Brien, 1970-72

GAME:

Colts:	18	Tom Matte at Cleveland 12/29/68 (3 TD rushing)
	15	Adam Vinatieri at Baltimore 1/13/07
	14	Adam Vinatieri vs. Cincinnati 1/4/15
	12	(16 times) Last: LaVon Brazill at New England 1/11/14
Opp:	24	LeGarrette Blount at New England 1/11/14 (4 TD rushing)
	18	Gary Collins at Cleveland 12/27/64 (3 TD receiving) Dave Casper vs. Oakland 12/24/77 (3 TD receiving) LeGarrette Blount at New England 1/18/15 (3 TD rushing)
	16	Adam Vinatieri at New England 1/18/04
	14	Ryan Succop vs. Kansas City 1/4/14
	14	Stevan Ridley at New England 1/11/14
	13	Al Del Greco vs. Tennessee 1/16/00
	12	(11 times) Last: Knile Davis vs. Kansas City 1/4/14

MOST TOUCHDOWNS

CAREER:

9	Reggie Wayne, 2001-14
5	Edgerrin James, 1999-05
4	Dallas Clark, 2003-11
	Joseph Addai, 2006-11
3	Tom Matte, 1961-72
	Peyton Manning, 1998-11
	Brandon Stokley, 2003-06

MOST TOUCHDOWNS

GAME:

Colts:	3	Tom Matte at Cleveland 12/29/68 (3 TD rushing)
	2	(13 times) Last: LaVon Brazill at New England 1/11/14
Opp:	4	LeGarrette Blount at New England 1/11/14 (4 TD rushing)
	3	Gary Collins at Cleveland 12/27/64 (3 TD receiving) Dave Casper vs. Oakland 12/24/77 (3 TD receiving) LeGarrette Blount at New England 1/18/15 (3 TD rushing)
	2	(10 times) Last: LaDainian Tomlinson vs. New York Jets 1/8/11

MOST POINTS KICK-SCORING

CAREER:

117	Adam Vinatieri, 2006-14
54	Mike Vanderjagt, 1998-05
26	Jim O'Brien, 1970-72
25	Matt Stover, 2009
21	Lou Michaels, 1964-69
	Cary Blanchard, 1995-97

MOST POINTS KICK-SCORING

GAME:

Colts:	15	Adam Vinatieri at Baltimore 1/13/07
	14	Adam Vinatieri vs. Cincinnati 1/4/15
	12	Adam Vinatieri vs. New England 1/21/07
	12	Matt Stover vs. NY Jets 1/24/10
	11	Mike Vanderjagt vs. Denver 1/4/04
		Adam Vinatieri vs. Kansas City 1/6/07
		Adam Vinatieri vs. Chicago 2/4/07*
Opp:	16	Adam Vinatieri at New England 1/18/04
	14	Ryan Succop vs. Kansas City 1/4/14
	13	Al Del Greco vs. Tennessee 1/16/00
	11	John Hall at New York Jets 1/4/03
		Garrett Hartley vs. New Orleans 2/7/10*

MOST FIELD GOALS

CAREER:

30	Adam Vinatieri, 2006-14
11	Mike Vanderjagt, 1998-05
6	Jim O'Brien, 1970-72
	Matt Stover, 2009
4	Lou Michaels, 1964-69
	Cary Blanchard, 1995-97

GAME:

Colts:	5	Adam Vinatieri at Baltimore 1/13/07
	4	Adam Vinatieri vs. Cincinnati 1/4/15
	3	Cary Blanchard at Pittsburgh 1/14/96
		Mike Vanderjagt vs. Tennessee 1/16/00

GAME: cont...

		Mike Vanderjagt at Miami 12/30/00
		Adam Vinatieri vs. Kansas City 1/6/07
		Adam Vinatieri vs. New England 1/21/07
		Adam Vinatieri vs. Chicago 2/4/07*
		Matt Stover vs. NY Jets 1/24/10
		Adam Vinatieri vs. NY Jets 1/8/11
		Adam Vinatieri at Baltimore 1/6/13
Opp:	5	Adam Vinatieri at New England 1/18/04
	4	Al Del Greco vs. Tennessee 1/16/00
	3	Pat Summerall vs. New York Giants 12/27/59
		Jim Turner vs. New York Jets 1/12/69*
		Garrett Hartley vs. New Orleans 2/7/10*

MOST FIELD GOAL ATTEMPTS

CAREER:

34	Adam Vinatieri, 2006-14
14	Jim O'Brien, 1970-72
	Mike Vanderjagt, 1998-05
8	Lou Michaels, 1964-69
7	Cary Blanchard, 1995-97
	Matt Stover, 2009

GAME:

Colts:	5	Adam Vinatieri at Baltimore 1/13/07 (5-5)
	4	Jim O'Brien vs. Oakland 1/3/71 (2-4)
		Cary Blanchard at Pittsburgh 1/14/96 (3-4)
		Mike Vanderjagt at Miami 12/30/00 (3-4)
		Adam Vinatieri vs. Chicago 2/4/07* (3-4)
		Adam Vinatieri at Baltimore 1/6/13 (3-4)
		Adam Vinatieri vs. Cincinnati 1/4/15 (4-4)
Opp:	5	Adam Vinatieri at New England 1/18/04 (5-5)
	4	Al Del Greco vs. Tennessee 1/16/00 (4-4)
	3	(8 times) Last: Garrett Hartley vs. New Orleans 2/7/10* (3-3)

LONGEST FIELD GOAL

Colts:	53	Adam Vinatieri vs. Cincinnati 1/4/15
	52	Adam Vinatieri at Baltimore 1/6/13
	51	Adam Vinatieri at Baltimore 1/13/07
	50	Mike Vanderjagt at Miami 12/30/00
		Adam Vinatieri vs. Kansas City 1/6/07
		Adam Vinatieri vs. New York Jets 1/8/11
	48	Adam Vinatieri vs. Kansas City 1/6/07

LONGEST FIELD GOAL cont...

		Adam Vinatieri at Baltimore 1/13/07
Opp:	57	Mike Nugent vs. Cincinnati 1/4/15
	54	John Carney at San Diego 12/31/95
	51	Matt Stover at Baltimore 1/13/07
	50	Norm Johnson at Pittsburgh 12/29/96
	49	Al Del Greco vs. Tennessee 1/16/00

MOST PATs**CAREER:**

27	Adam Vinatieri, 2006-14
21	Mike Vanderjagt, 1998-05
9	Lou Michaels, 1964-69
	Cary Blanchard, 1995-97
8	Jim O'Brien, 1970-72

GAME:

Colts:	7	Mike Vanderjagt vs. Denver 1/9/05
	6	Adam Vinatieri vs. Kansas City 1/4/14
	5	Cary Blanchard at San Diego 12/31/95
		Mike Vanderjagt vs. Denver 1/4/04
		Mike Vanderjagt at Kansas City 1/11/04
Opp:	6	Stephen Gostkowski at New England 1/18/15
	5	Matt Bahr at Cleveland 1/9/88
		John Hall at New York Jets 1/4/03
		Ryan Succop vs. Kansas City 1/4/14
		Stephen Gostkowski at New England 1/11/14
	4	(7 times) Last: Nate Kaeding vs. San Diego 1/13/08

MOST POINT AFTER ATTEMPTS**CAREER:**

27	Adam Vinatieri, 2006-14
21	Mike Vanderjagt, 1998-05
9	Lou Michaels, 1964-69
	Cary Blanchard, 1995-97
8	Jim O'Brien, 1970-72

GAME:

Colts:	7	Mike Vanderjagt vs. Denver 1/9/05
	6	Adam Vinatieri vs. Kansas City 1/4/14
	5	Cary Blanchard at San Diego 12/31/95
		Mike Vanderjagt vs. Denver 1/4/04
		Mike Vanderjagt at Kansas City 1/11/04
Opp:	6	Stephen Gostkowski at New England 1/18/15
	5	Matt Bahr at Cleveland 1/9/88
		John Hall at New York Jets 1/4/03
		Ryan Succop vs. Kansas City 1/4/14
		Stephen Gostkowski at New England 1/11/14
	4	(7 times) Last: Nate Kaeding vs. San Diego 1/13/08

• RUSHING •**MOST ATTEMPTS****CAREER:**

158	Joseph Addai, 2006-11
157	Edgerrin James, 1999-05
98	Dominic Rhodes, 2001-06,08,10

GAME:

Colts:	26	Lydell Mitchell at Pittsburgh 12/27/75 (26-63)
		Edgerrin James at Kansas City 1/11/04 (26-125)
	25	Norm Bulaich vs. Cincinnati 12/26/70 (25-116)
		Joseph Addai vs. Kansas City 1/6/07 (25-122)
Opp:	40	Lamar Smith at Miami 12/30/00
	30	Matt Snell vs. New York Jets 1/12/69* (30-121)
		LeGarrette Blount at New England 1/18/15
	27	Jim Brown at Cleveland 12/27/64 (27-114)
		Franco Harris at Pittsburgh 12/27/75 (27-153)

MOST YARDS**CAREER:**

621	Joseph Addai, 2006-11
616	Edgerrin James, 1999-05
407	Dominic Rhodes, 2001-06,08,10

GAME:

Colts:	147	Zack Crockett at San Diego 12/31/95 (13-147)
	125	Edgerrin James at Kansas City 1/11/04 (26-125)
	122	Joseph Addai vs. Kansas City 1/6/07 (25-122)
	116	Tom Matte vs. New York Jets 1/12/69* (11-116)
		Norm Bulaich vs. Cincinnati 12/26/70 (25-116)
Opp:	209	Lamar Smith at Miami 12/30/00 (40-209)
	176	Priest Holmes at Kansas City 1/11/04 (24-176)
	166	LeGarrette Blount at New England 1/11/14
	162	Eddie George vs. Tennessee 1/16/00 (26-162)
	153	Franco Harris at Pittsburgh 12/27/75 (27-153)
	148	LeGarrette Blount at New England 1/18/15
	144	Corey Dillon at New England 1/16/05 (23-144)

HIGHEST AVERAGE (min. 15 carries)**CAREER:**

8.1	Zack Crockett, 1995-97
4.4	John Unitas, 1956-72
4.2	Alan Ameche, 1955-60
	Tom Matte, 1961-72
	Dominic Rhodes, 2001-06,08,10

GAME:

Colts:	11.3	Zack Crockett at San Diego 12/31/95
	10.6	Tom Matte vs. New York Jets 1/12/69*
	5.5	Jerry Hill at Cleveland 12/29/68
Opp:	7.5	Thomas Jones vs. Chicago 2/4/07*
	7.3	Franco Harris vs. Pittsburgh 12/19/76
		Priest Holmes at Kansas City 1/11/04

MOST RUSHING TOUCHDOWNS**CAREER:**

5	Edgerrin James, 1999-05
4	Joseph Addai, 2006-11
3	Tom Matte, 1961-72
	Peyton Manning, 1998-11

GAME:

Colts:	3	Tom Matte at Cleveland 12/29/68
	2	Alan Ameche at New York Giants 12/28/58
		Edgerrin James at Kansas City 1/11/04
		Norm Bulaich vs. Oakland 1/3/71
		Don Nottingham at Cleveland 12/26/71
		Ron Lee vs. Oakland 12/24/77
		Zack Crockett at San Diego 12/31/95
Opp:	4	LeGarrette Blount at New England 1/11/14
	3	LeGarrette Blount at New England 1/18/15
	2	Reggie Harrison vs. Pittsburgh 12/19/76
		Jerome Bettis at Pittsburgh 12/29/96
	2	Kordell Stewart at Pittsburgh 12/29/96
		Lamar Smith at Miami 12/30/00
		LaMont Jordan at NY Jets 1/4/03
		Priest Holmes at Kansas City 1/11/04
		Darren Sproles at San Diego 1/3/09
		LaDainian Tomlinson vs. NY Jets 1/8/11

LONGEST RUSH

Colts:	66t	Zack Crockett at San Diego 12/31/95
	58t	Tom Matte vs. New York Jets 1/12/69*
	36t	Dominic Rhodes vs. Chicago 2/4/07*
Opp:	73t	LeGarrette Blount at New England 1/11/14
	68t	Eddie George vs. Tennessee 1/16/00
	52	Thomas Jones vs. Chicago 2/4/07*
	50	Franco Harris vs. Pittsburgh 12/19/76

LONGEST RUSHING TOUCHDOWN

Colts:	66	Zack Crockett at San Diego 12/31/95
	33	Zack Crockett at San Diego 12/31/95
	13	Ron Lee vs. Oakland 12/24/77
	12	Tom Matte at Cleveland 12/27/68
Opp:	73t	LeGarrette Blount at New England 1/11/14
	68	Eddie George vs. Tennessee 1/16/00
	31	Jon Witman at Pittsburgh 12/29/96
	30	Clarence Davis vs. Oakland 12/24/77

• PASSING •

MOST ATTEMPTS

CAREER:

718	Peyton Manning, 1998-11
260	Andrew Luck, 2012-14
226	John Unitas, 1956-72

Game:

Colts:	54	Andrew Luck at Baltimore 1/6/13 (28-54-288-0-1)
	48	Peyton Manning vs. San Diego 1/13/08 (33-48-402-3-2)
	47	Peyton Manning at New England 1/18/04 (23-47-237-1-4)
		Peyton Manning vs. New England 1/21/07 (27-47-349-1-1)
	45	Peyton Manning vs. New Orleans 2/7/10* (31-45-333-1-1)
		Andrew Luck vs. Kansas City 1/4/14 (29-45-443-4-3)
	44	Peyton Manning vs. Baltimore 1/16/10 (30-44-246-2-1)
		Andrew Luck vs. Cincinnati 1/4/15 (31-44-376-1-0)
	43	Andrew Luck at Denver 1/11/15 (27-43-265-2-2)
Opp:	47	Stan Humphries at San Diego 12/31/95 (23-47-292-2-4)
	46	Alex Smith vs. Kansas City 1/4/14 (30-46-363-4-0)
		Peyton Manning vs. Indianapolis 1/11/15 (26-46-211-1-0)
	44	Joe Kapp vs. Minnesota 12/22/68 (26-44-287-2-2)
	41	Neil O'Donnell at Pittsburgh 1/14/96 (25-41-205-1-1)
	40	Kenny Stabler vs. Oakland 12/24/77 (21-40-345-3-2)

MOST COMPLETIONS

CAREER:

453	Peyton Manning, 1998-11
147	Andrew Luck, 2012-14
120	John Unitas, 1956-72

GAME:

Colts:	33	Peyton Manning vs. San Diego 1/13/08 (33-48-402-3-2)
	31	Peyton Manning vs. New Orleans 2/7/10* (31-45-333-1-1)
	31	Andrew Luck vs. Cincinnati 1/4/15 (31-44-376-1-0)
	30	Peyton Manning vs. Kansas City 1/6/07 (30-38-268-1-3)
		Peyton Manning vs. Baltimore 1/16/10 (30-44-246-2-1)
Opp:	32	Drew Brees vs. New Orleans 2/7/10* (32-39-288-2-0)
	30	Alex Smith vs. Kansas City 1/4/14 (30-46-363-4-0)
	26	Joe Kapp vs. Minnesota 12/22/68 (26-44-287-2-2)
		Peyton Manning vs. Indianapolis 1/11/15 (26-46-211-1-0)
	25	Neil O'Donnell at Pittsburgh 1/14/96 (25-41-205-1-1)
	24	Jake Plummer vs. Denver 1/9/05 (24-34-284-2-1)

MOST YARDS

CAREER:

5389	Peyton Manning, 1998-11
1829	Andrew Luck, 2012-14
1663	John Unitas, 1956-72

GAME:

Colts:	458	Peyton Manning vs. Denver 1/9/05 (27-33-458-4-1)
--------	-----	--

GAME: cont...

	436	Andrew Luck vs. Kansas City 1/4/14 (29-45-436-4-3)
	402	Peyton Manning vs. San Diego 1/13/08 (33-48-402-3-2)
	377	Peyton Manning vs. Denver 1/4/04 (22-26-377-5-0)
		Peyton Manning vs. NYJ 1/24/10 (26-39-377-3-0)
	376	Andrew Luck vs. Cincinnati 1/4/15 (31-44-376-1-0)
	349	John Unitas at New York Giants 12/28/58 (26-40-349-1-1)
		Peyton Manning vs. New England 1/21/07 (27-47-349-1-1)
Opp:	363	Alex Smith vs. Kansas City 1/4/14 (30-46-363-4-0)
	345	Kenny Stabler vs. Oakland 12/24/77 (21-40-345-3-2)
	292	Stan Humphries at San Diego 12/31/95 (23-47-292-2-4)
	288	Drew Brees vs. New Orleans 2/7/10* (32-39-288-2-0)

HIGHEST COMPLETION PERCENTAGE (Min. 50 Att/Career, 15 Att/Game)

CAREER:

63.1	Peyton Manning, 1998-11
56.5	Andrew Luck, 2012-14
53.1	John Unitas, 1956-72

GAME:

Colts:	84.6	Peyton Manning vs. Denver 1/4/04 (22-26-377-5-0)
	81.8	Peyton Manning vs. Denver 1/9/05 (27-33-458-4-1)
	78.9	Peyton Manning vs. Kansas City 1/6/07 (30-38-268-1-3)
Opp:	82.1	Drew Brees vs. New Orleans 2/7/10* (32-39-288-2-0)
	77.8	Terry Bradshaw vs. Pittsburgh 12/19/76 (14-18-264-3-1)
	76.7	Jake Plummer vs. Denver 1/4/04 (23-30-181-1-2)

MOST TOUCHDOWN PASSES

CAREER:

29	Peyton Manning, 1998-11
9	Andrew Luck, 2012-14
7	John Unitas, 1956-72

GAME:

Colts:	5	Peyton Manning vs. Denver 1/4/04 (22-26-377-5-0)
	4	Peyton Manning vs. Denver 1/9/05 (27-33-458-4-1)
	4	Andrew Luck vs. Kansas City 1/4/14 (29-45-436-4-3)
	3	Peyton Manning at Kansas City 1/11/04 (22-30-304-3-0)
		Peyton Manning vs. San Diego 1/13/08 (33-48-402-3-2)
		Peyton Manning vs. New York Jets 1/24/10 (26-39-377-3-0)
Opp:	4	Alex Smith vs. Kansas City 1/4/14 (30-46-363-4-0)
	3	Frank Ryan at Cleveland 12/27/64 (11-18-206-3-1)
		Terry Bradshaw vs. Pittsburgh 12/19/76 (14-18-264-3-0)
		Kenny Stabler vs. Oakland 12/24/77 (21-40-345-3-2)
		Bernie Kosar at Cleveland 1/9/88 (20-31-229-3-1)
		Chad Pennington at New York Jets 1/4/03 (19-25-222-3-0)
		Philip Rivers vs. San Diego 1/13/08 (14-19-264-3-1)
		Tom Brady at New England 1/18/15 (23-35-226-3-1)

GAME: cont...

2	(8 times) Last: Joe Flacco at Baltimore 1/6/13 (12-23-282-2-0)
---	--

MOST PASSES HAD INTERCEPTED

CAREER:

19	Peyton Manning, 1998-11
12	Andrew Luck, 2012-14
10	John Unitas, 1956-72

GAME:

Colts:	4	Peyton Manning at New England 1/18/04 (23-47-237-1-4)
	4	Andrew Luck at New England 1/11/14 (20-41-331-2-4)
	3	Earl Morrall vs. New York Jets 1/12/69* (6-17-71-0-3)
		John Unitas at Miami 1/2/72 (20-36-224-0-3)
		Peyton Manning vs. Kansas City 1/6/07 (30-38-268-1-3)
	3	Andrew Luck vs. Kansas City 1/4/14 (29-45-436-4-3)
	2	(9 times) Last: Andrew Luck at New England 1/18/15 (12-33-126-0-2)
Opp:	4	Stan Humphries at San Diego 12/31/95 (23-47-292-2-4)
	3	George Blanda vs. Oakland 1/3/71 (17-32-271-2-3)
		Craig Morton vs. Dallas 1/17/71* (12-26-127-1-3)
		Bill Nelsen at Cleveland 12/26/71 (9-21-104-0-3)
		Steve Bono at Kansas City 1/7/96 (11-25-122-1-3)
		Jay Fiedler at Miami 12/30/00 (19-34-185-1-3)

LONGEST PASS PLAY

Colts:	87t	Peyton Manning to Brandon Stokley vs. Denver 1/4/04
	75t	John Unitas to John Mackey vs. Dallas 1/17/71*
	72t	Peyton Manning to Reggie Wayne at San Diego 1/3/09
	68t	John Unitas to Ray Perkins vs. Oakland 1/3/71
Opp:	80t	Mark Sanchez to Braylon Edwards vs. NYJ 1/24/10
	79t	Alex Smith to Donnie Avery vs. Kansas City 1/4/14
	76t	Terry Bradshaw to Frank Lewis vs. Pittsburgh 12/19/76
	75t	Bob Griese to Paul Warfield at Miami 1/2/72

• RECEIVING •

MOST RECEPTIONS

CAREER:

93	Reggie Wayne, 2001-14
65	Marvin Harrison, 1996-08
64	Dallas Clark, 2003-11

GAME:

Colts:	13	T.Y. Hilton vs. Kansas City 1/14/14 (13-224, 2 TDs)
	12	Raymond Berry at New York Giants 12/28/58 (12-178, 1 TD)
	11	Pierre Garcon vs. New York Jets 1/24/10 (11-151, 1 TD)
	10	Reggie Wayne vs. Denver 1/9/05 (10-221, 2 TDs)
		Joseph Addai vs. Chicago 2/4/07* (10-66)
		Daniel Herron vs. Cincinnati 1/4/15 (10-85)
	9	Dallas Clark vs. Kansas City 1/6/07 (9-103)

GAME: cont...

9	Joseph Addai vs. San Diego 1/13/08 (9-67)
	Reggie Wayne at Baltimore 1/6/13 (9-114)
Opp: 10	Ronnie Harmon at San Diego 12/31/95 (10-133)
9	Bob Schnelker vs. New York Giants 12/27/59 (9-175, 1 TD)
	Ray Rice vs. Baltimore 1/16/10 (9-60)
	Julian Edelman at New England 1/18/15 (9-98)

MOST YARDS**CAREER:**

1254	Reggie Wayne, 2001-14
883	Marvin Harrison, 1996-08
847	Dallas Clark, 2003-11

GAME:

Colts: 224	T.Y. Hilton vs. Kansas City 1/4/14 (13-224, 2 TDs)
221	Reggie Wayne vs. Denver 1/9/05 (10-221, 2 TDs)
178	Raymond Berry at New York Giants 12/28/58 (12-178, 1 TD)
151	Pierre Garcon vs. New York Jets 1/24/10 (11-151, 1 TD)
148	Willie Richardson vs. Minnesota 12/22/68 (6-148)
144	Brandon Stokley vs. Denver 1/4/04 (4-144)
Opp: 175	Bob Schnelker vs. New York Giants 12/27/59 (9-175, 1 TD)
150	Dwayne Bowe vs. Kansas City 1/4/14 (8-150, 1 TD)
145	Anquan Boldin at Baltimore 1/6/13 (5-145, 1 TD)
133	George Sauer vs. New York Jets 1/12/69* (8-133)
	Ronnie Harmon at San Diego 12/31/95 (10-133)
130	Gary Collins at Cleveland 12/27/64 (5-130, 3 TD)
125	Paul Warfield at Miami 1/2/72 (2-125, 1 TD)
113	Cliff Branch vs. Oakland 12/24/77 (6-113)

HIGHEST AVERAGE**(Min. 10 Rec., 2 Rec/Game)****CAREER:**

21.1	Eddie Hinton, 1969-72
18.9	Lenny Moore, 1956-67
18.9	Willie Richardson, 1963-69, 71

GAME:

Colts: 42.0	Lenny Moore vs. New York Giants 12/27/59 (3-126, 1 TD)
	40.0 Ray Perkins vs. Oakland 1/3/71 (2-80, 1 TD)
	John Mackey vs. Dallas 1/17/71* (2-80, 1 TD)
Opp: 62.5	Paul Warfield at Miami 1/2/72 (2-125, 1 TD)
51.5	Frank Lewis vs. Pittsburgh 12/19/76 (2-103, 1 TD)
50.0	Braylon Edwards vs. New York Jets 1/24/10 (2-100, 1 TD)

MOST TOUCHDOWN RECEPTIONS**CAREER:**

9	Reggie Wayne, 2001-14
4	Dallas Clark, 2003-11
3	Brandon Stokley, 2003-06
	Pierre Garcon, 2008-11

MOST TOUCHDOWN RECEPTIONS**CAREER: cont...**

2	Austin Collie, 2009-12
	Marvin Harrison, 1996-08
	John Mackey, 1963-71
	Floyd Turner, 1994-95
	T.Y. Hilton, 2012-14
	LaVon Brazill, 2012-13

GAME:

Colts: 2	Marvin Harrison vs. Denver 1/4/04
	Brandon Stokley vs. Denver 1/4/04
2	Reggie Wayne vs. Denver 1/9/05
	T.Y. Hilton vs. Kansas City 1/4/14
	LaVon Brazill at New England 1/11/14
Opp: 3	Gary Collins at Cleveland 12/27/64
	Dave Casper vs. Oakland 12/24/77
2	Lynn Swann vs. Pittsburgh 12/19/76

LONGEST RECEPTION

Colts: 87t	Brandon Stokley from Peyton Manning vs. Denver 1/4/04
75t	John Mackey from John Unitas vs. Dallas 1/17/71*
72t	Reggie Wayne from Peyton Manning at San Diego 1/3/09
68t	Ray Perkins from John Unitas vs. Oakland 1/3/71
64t	T.Y. Hilton from Andrew Luck vs. Kansas City 1/4/14
60	Lenny Moore from John Unitas at New York Giants 12/28/58
Opp: 80t	Braylon Edwards from Mark Sanchez vs. New York Jets 1/24/10
79t	Donnie Avery from Alex Smith vs. Kansas City 1/4/14
76t	Frank Lewis from Terry Bradshaw vs. Pittsburgh 12/19/76
75t	Paul Warfield from Bob Griese at Miami 1/2/72
62t	Kyle Rote from Charlie Conerly at New York Giants 12/28/58
56t	Richie Anderson from Chad Pennington at New York Jets 1/4/03
56t	Darren Sproles from Philip Rivers vs. San Diego 1/13/08

• YARDS FROM SCRIMMAGE •**MOST ATTEMPTS****CAREER:**

204	Joseph Addai, 2006-11
185	Edgerrin James, 1999-05
109	Dominic Rhodes, 2001-06,08,10

GAME:

Colts: 32	Joseph Addai vs. Kansas City 1/6/07 (25 rush/7 rec.)
31	Daniel Herron at Denver 1/11/15 (23 rush/8 rec.)
30	Lydell Mitchell at Pittsburgh 12/27/75 (26 rush/4 rec.)
29	Joseph Addai vs. Chicago 2/4/07* (19 rush/10 rec.)
Opp: 43	Lamar Smith at Miami 12/30/00 (40 rush/3 rec.)
34	Matt Snell vs. New York Jets 1/12/69* (30 rush/4 rec.)

GAME: cont...

30	Jim Brown at Cleveland 12/27/64 (27 rush/3 rec.)
	LeGarrette Blount at New England 1/18/15 (30 rush)

MOST YARDS**CAREER:**

1254	Reggie Wayne, 2001-14
919	Joseph Addai, 2006-11
883	Marvin Harrison, 1996-08

GAME:

Colts: 224	T.Y. Hilton vs. Kansas City 1/4/14 (224 rec.)
221	Reggie Wayne vs. Denver 1/9/05 (221 rec.)
178	Raymond Berry at New York Giants 12/28/58 (178 rec.)
157	Zack Crockett at San Diego 12/31/95 (147 rush/10 rec.)
Opp: 227	Lamar Smith at Miami 12/30/00 (209 rush/18 rec.)
208	Priest Holmes at Kansas City 1/11/04 (176 rush/32 rec.)
176	Eddie George vs. Tennessee 1/16/00 (162 rush/14 rec.)
175	Bob Schnelker vs. New York Giants 12/27/59 (175 rec.)

• PUNTING •**MOST PUNTS****CAREER:**

60	David Lee, 1966-78
52	Hunter Smith, 1999-08
39	Pat McAfee, 2009-14

GAME:

Colts: 12	David Lee vs. Oakland 12/24/77
9	David Lee at Pittsburgh 12/27/75
8	Tom Gilburg at Green Bay 12/26/65
	Chris Gardocki at Pittsburgh 12/29/96
Opp: 9	Ron Widby vs. Dallas 1/17/71*
8	Dave Lewis vs. Cincinnati 12/26/70
8	Ray Guy vs. Oakland 12/24/77
	Kevin Huber vs. Cincinnati 1/4/15

MOST PUNT YARDS**CAREER:**

2397	David Lee, 1966-78
2288	Hunter Smith, 1999-08
1830	Pat McAfee, 2009-14

GAME:

Colts: 438	David Lee vs. Oakland 12/24/77
361	David Lee at Pittsburgh 12/27/75
340	Hunter Smith vs. Tennessee 1/16/00
Opp: 380	Kevin Huber vs. Cincinnati 1/4/15
377	Ron Widby vs. Dallas 1/17/71*
374	Ray Guy vs. Oakland 12/24/77
316	Mike Scifres at San Diego 1/3/09

**HIGHEST PUNTING AVERAGE
(Min. 2/Career, 3 Att/Game)****CAREER:**

46.9 Pat McAfee, 2009-14
44.0 Hunter Smith, 1999-08
41.1 Chris Gardocki, 1995-97

GAME:

Colts: 52.8 Hunter Smith vs. New England 1/21/07 (4-211)
51.8 Pat McAfee at New England 1/11/14 (5-259)
51.5 Pat McAfee vs. Cincinnati 1/4/15 (4-206)
50.8 Raymond Brown at New York Giants 12/28/58 (4-203)
50.0 Chris Gardocki at Pittsburgh 1/14/96 (4-200)
Opp: 59.0 Mike Scifres vs. San Diego 1/13/08 (3-177)
52.7 Mike Scifres at San Diego 1/3/09 (6-316)
52.3 Dustin Colquitt vs. Kansas City 1/6/07 (6-314)

MOST TOUCHBACKS**CAREER:**

7 David Lee, 1966-78
6 Hunter Smith, 1999-08

GAME:

Colts: 2 David Lee at Pittsburgh 12/27/75
2 Pat McAfee vs. Cincinnati 1/4/15
Opp: 4 Sean Weatherford vs. New York Jets 1/8/11
3 Ray Guy vs. Oakland 12/24/77

MOST PUNTS BLOCKED**CAREER:**

1 David Lee, 1966-78

GAME:

Colts: 1 David Lee vs. Oakland 12/24/77
Opp: None

LONGEST PUNT**GAME:**

Colts: 68 Pat McAfee vs. Cincinnati 1/4/15
63 Hunter Smith at San Diego 1/3/09
60 Hunter Smith at San Diego 1/3/09
58 Rohn Stark at Cleveland 1/9/88
Hunter Smith vs. New England 1/21/07
Pat McAfee at New England 1/11/14
Pat McAfee at New England 1/18/15
Opp: 67 Mike Scifres at San Diego 1/3/09
66 Dustin Colquitt vs. Kansas City 1/6/07
Mike Scifres vs. San Diego 1/13/08

• PUNT RETURNS •**MOST RETURNS****CAREER:**

15 Terrence Wilkins, 1999-01,03,06
13 Ron Gardin, 1970-71
12 Rick Volk, 1967-75

GAME:

Colts: 7 Ron Gardin vs. Cincinnati 12/26/70
5 Rick Volk at Miami 1/2/72
Jahine Arnold at Pittsburgh 12/29/96
Josh Cribbs vs. Cincinnati (1/4/15)
4 (7 times) Last: T.J. Rushing vs. Baltimore 1/16/10
Opp: 5 Neil Colzie vs. Oakland 12/24/77
Jahine Arnold at Pittsburgh 12/29/96
Antwaan Randle El vs. Pittsburgh 1/15/06
4 Tamarick Vanover at Kansas City 1/7/96
Jacoby Jones at Baltimore 1/6/13

MOST YARDS**CAREER:**

167 Terrence Wilkins, 1999-01, 03,06
79 T.J. Rushing, 2006-09
71 Ray Buchanan, 1993-96

GAME:

Colts: 52 Ray Buchanan at San Diego 12/31/95
46 T.J. Rushing vs. San Diego 1/13/08
42 Terrence Wilkins vs. Chicago 2/4/07*
Opp: 77 Jahine Arnold at Pittsburgh 12/29/96
72 Darren Sproles at San Diego 1/3/09
71 Leroy Kelly at Cleveland 12/26/71
Julian Edelman at New England 1/18/15

**HIGHEST AVERAGE
(Min. 4 Returns, 2/Game)****CAREER:**

11.8 Ray Buchanan, 1993-96
11.1 Terrence Wilkins, 1999-01, 03, 06
10.3 Howard Stevens, 1975-77

GAME:

Colts: 26.0 Ray Buchanan at San Diego 12/31/95 (2-52)
15.3 T.J. Rushing vs. San Diego 1/13/08 (3-46)
14.0 Terrence Wilkins vs. Chicago 2/4/07* (3-42)
Opp: 24.0 Darren Sproles at San Diego 1/3/09 (3-72)
23.7 Leroy Kelly at Cleveland 12/26/71 (3-71)
Julian Edelman at New England 1/18/15 (3-71)
17.7 Andre Hastings at Pittsburgh 1/14/96 (3-53)

LONGEST RETURN GAME:

Colts: 46 Ray Buchanan at San Diego 12/31/95
24 Terrence Wilkins vs. Tennessee 1/16/00
22 T.J. Rushing vs. San Diego 1/13/08

LONGEST RETURN GAME: cont...

Opp: 48 Leroy Kelly at Cleveland 12/26/71
45 Julian Edelman at New England 1/18/15
34 Jacoby Jones at Baltimore 1/6/13
33 Andre Hastings at Pittsburgh 1/14/96

• KICKOFF RETURNS •**MOST RETURNS****CAREER:**

20 Terrence Wilkins, 1999-00,03,06
19 Dominic Rhodes, 2001-06,08,10
12 Chad Simpson, 2008-09

GAME:

Colts: 6 Albert Bentley at Cleveland 1/9/88
5 (6 times) Last: Chad Simpson vs. New Orleans 2/7/10*
Opp: 7 Dante Hall at Kansas City 1/11/04
6 (4 times) Last: Ellis Hobbs vs. New England 1/21/07

MOST YARDS**CAREER:**

417 Dominic Rhodes, 2001-06,08,10
386 Terrence Wilkins, 1999-01,03,06
258 Chad Simpson, 2008-09

GAME:

Colts: 134 Marshall Johnson vs. Oakland 12/24/77
129 T.J. Rushing vs. San Diego 1/13/08
121 Dominic Rhodes at New England 1/18/04
114 Albert Bentley at Cleveland 1/9/88
111 Chad Simpson vs. New Orleans 2/7/10*
Opp: 220 Ellis Hobbs vs. New England 1/21/07
208 Dante Hall at Kansas City 1/11/04
169 Carl Garrett vs. Oakland 12/24/77

**HIGHEST AVERAGE
(Min. 3/Career, 2/Game)****CAREER:**

44.7 Marshall Johnson, 1975-80
30.0 LaVon Brazill, 2012-13
29.0 Josh Cribbs, 2014
27.8 Preston Pearson, 1967-68
27.7 Charlie Pittman, 1971

GAME:

Colts: 44.7 Marshall Johnson vs. Oakland 12/24/77 (3-136, 1 TD)
33.5 Josh Cribbs vs. Cincinnati (2-67)
30.0 LaVon Brazill vs. Kansas City 1/4/14 (3-90)
29.5 Preston Pearson vs. New York Jets 1/12/69* (2-59)
29.0 Charlie Pittman at Miami 1/2/72 (2-58)
27.7 Chad Simpson vs. New York Jets 1/24/10 (3-83)

HIGHEST AVERAGE**(Min. 3/Career, 2/Game)****CAREER: cont...**

Opp: 36.7 Ellis Hobbs vs. New England
1/21/07 (6-220)

33.8 Carl Garrett vs. Oakland
12/24/77 (5-169)

30.0 Phil King vs. New York Giants
12/27/59 (2-60)

30.0 Jacoby Jones at Baltimore
1/6/13 (2-60)

LONGEST RETURN**GAME:**

Colts: 87t Marshall Johnson vs. Oakland
12/24/77

38 Charlie Pittman at Miami
1/2/72

Albert Bentley at Cleveland
1/9/88

Josh Cribbs vs. Cincinnati 1/4/15

Opp: 92t Dante Hall at Kansas City
1/11/04

Devin Hester vs. Chicago 2/4/07*

80 Ellis Hobbs vs. New England
1/21/07

• **SACKS** •
***(SINCE 1982)**

MOST SACKS**CAREER:**

9.0 Dwight Freeney, 2002-12

6.5 Robert Mathis, 2003-14

3.0 Larry Tripplett, 2002-05

GAME:

2.0 Dwight Freeney vs. Kansas City
1/6/07

2.0 Dwight Freeney at San Diego
1/3/09

2.0 Robert Mathis at San Diego
1/3/09

• **INTERCEPTIONS** •

MOST INTERCEPTIONS**CAREER:**

5 Jerry Logan, 1963-72

Rick Volk, 1967-75

4 Antoine Bethea, 2006-13

3 Mike Curtis, 1965-75

Kelvin Hayden, 2005-10

GAME:

Colts: 2 Johnny Sample vs. New York
Giants 12/27/59

Rick Volk at Cleveland 12/26/71

Lloyd Mumphord at Pittsburgh
12/27/75

Bruce Laird vs. Oakland
12/24/77

Jason Belser at San Diego
12/31/95

Chad Cota at Miami 12/30/00

David Macklin vs. Denver 1/4/04

Opp: 3 Ty Law at New England 1/18/04

2 Randy Beverly vs. New York Jets
1/12/69*

Chuck Howley vs. Dallas
1/17/71*

Ty Law vs. Kansas City 1/6/07

Ed Reed at Baltimore 1/13/07

Husain Abdullah vs. Kansas City
1/4/14

MOST RETURN YARDS**CAREER:**

112 Rick Volk, 1967-75

76 Johnny Sample, 1958-60

72 Eugene Daniel, 1984-96

GAME:

Colts: 76 Johnny Sample vs. New York
Giants 12/27/59

68 Jason Belser at San Diego
12/31/95

67 Lloyd Mumphord at Pittsburgh
12/27/75

Opp: 74 Tracy Porter vs. New Orleans
2/7/10*

62 Dick Anderson at Miami 1/2/71

48 Frank Minnifield at Cleveland
1/9/88

HIGHEST AVERAGE (Minimum 3)**CAREER:**

22.4 Rick Volk, 1967-75

20.0 Kelvin Hayden, 2005-10

13.2 Jerry Logan, 1963-72

GAME (MIN. 2):

Colts: 38.0 Johnny Sample vs. New York
Giants 12/27/59

34.0 Jason Belser at San Diego
12/31/95

33.5 Lloyd Mumphord at
Pittsburgh
12/27/75

Opp: 21.5 Ty Law vs. Kansas City
1/6/07

11.0 Chuck Howley vs. Dallas
1/17/71*

LONGEST RETURN-TD RETURNS**GAME:**

Colts: 61t Bruce Laird vs. Oakland
12/24/77

59t Eugene Daniel at Pittsburgh
12/29/96

58t Lloyd Mumphord at Pittsburgh
12/27/75

56t Kelvin Hayden vs. Chicago
2/4/07*

42t Johnny Sample vs. New York
Giants 12/27/59

Opp: 74t Tracy Porter vs. New Orleans
2/7/10*

62t Dick Anderson at Miami
1/2/72

48t Frank Minnifield at Cleveland
1/9/88

39t Asante Samuel vs. New England
1/21/07

38t Ed Reed vs. Baltimore
1/16/10

• **FUMBLES** •

FUMBLE RETURNS FOR TOUCHDOWNS

Colts: 60 Mike Curtis vs. Minnesota
12/22/68

25 Don Shinnick at Green Bay
12/26/65

Opp: 93 Andy Russell at Pittsburgh
12/27/75

• **COLTS** •

TEAM PLAYOFF RECORDS
(*DENOTES SUPER BOWL)

SCORING**MOST POINTS**

Colts: 49 vs. Denver 1/9/05

45 vs. Kansas City 1/4/14

41 vs. Denver 1/4/04

38 at Kansas City 1/11/04

vs. New England 1/21/07

35 at San Diego 12/31/95

Opp: 45 at New England 1/18/15

44 vs. Kansas City 1/4/14

43 at New England 1/11/14

42 at Pittsburgh 12/29/96

41 at New York Jets 1/4/03

40 vs. Pittsburgh 12/19/76

38 at Cleveland 1/9/88

37 vs. Oakland 12/24/77

FEWEST POINTS

Colts: 0 at Cleveland 12/27/64

at Miami 1/2/72

at New York Jets 1/4/03

3 at New England 1/16/05

Opp: 0 at Cleveland 12/29/68

vs. Cincinnati 12/26/70

3 at Cleveland 12/26/71

vs. Baltimore 1/16/10

MOST POINTS BOTH TEAMS

89 vs. Kansas City 1/4/14 (Colts
45, Chiefs 44)

73 vs. Denver 1/9/05 (Colts 49,
Broncos 24)

72 vs. New England 1/21/07 (Colts 38,
Patriots 34)

69 at Kansas City 1/11/04 (Colts
38, Chiefs 31)

68 vs. Oakland 12/24/77 (Raiders
37, Colts 31, 2 OT)

65 at New England 1/11/14
(Patriots 43, Colts 22)

59 at Cleveland 1/9/88 (Browns
38, Colts 21)

FEWEST POINTS BOTH TEAMS

17 vs. Cincinnati 12/26/70 (Colts
17, Bengals 0)

at Kansas City 1/7/96 (Colts
10, Chiefs 7)

21 at Miami 1/2/72 (Dolphins 21,
Colts 0)

at Baltimore 1/13/07 (Colts 15,
Ravens 6)

23 (5 times) Last: vs. Baltimore
1/16/10 (Colts 20, Ravens 3)

MOST TOUCHDOWNS

Colts: 7 vs. Denver 1/9/05

6 vs. Kansas City 1/4/14

5 at San Diego 12/31/95

vs. Denver 1/4/04

at Kansas City 1/11/04

Opp: 6 at New England 1/11/14

at New England 1/18/15

5 vs. Pittsburgh 12/19/76

vs. Oakland 12/24/77

at Cleveland 1/9/88

at Pittsburgh 12/29/96

at New York Jets 1/4/03

vs. Kansas City 1/4/14

4 (5 times) Last: vs. San Diego
1/13/08

MOST RUSHING TOUCHDOWNS

Colts: 4 at Cleveland 12/29/68
 3 at San Diego 12/31/95
 vs. Denver 1/9/05
 2 (7 times) Last: vs. New England 1/21/07
 Opp: 6 at New England 1/11/14
 5 at Pittsburgh 12/29/96
 3 at Pittsburgh 12/27/75
 at San Diego 1/3/09
 at New England 1/18/15
 2 (7 times) Last: vs. NY Jets 1/8/11

MOST PASSING TOUCHDOWNS

Colts: 5 vs. Denver 1/4/04
 4 vs. Denver 1/9/05
 4 vs. Kansas City 1/4/14
 3 at Kansas City 1/11/04
 vs. San Diego 1/13/08
 vs. New York Jets 1/24/10
 Opp: 4 vs. Kansas City 1/4/14
 3 at Cleveland 12/27/64
 vs. Pittsburgh 12/19/76
 vs. Oakland 12/24/77
 at Cleveland 1/9/88
 at New York Jets 1/4/03
 vs. San Diego 1/13/08
 at New England 1/18/15

MOST DEFENSIVE TOUCHDOWNS

Colts: 1 vs. New York Giants 12/28/58
 at Green Bay 12/26/65
 vs. Minnesota 12/22/68
 vs. Oakland 12/24/77
 at Pittsburgh 12/29/96
 vs. Chicago 2/4/07*
 Opp: 1 vs. Miami 1/2/72
 vs. Pittsburgh 12/27/75
 at Cleveland 1/9/88
 vs. New England 1/21/07
 vs. New Orleans 2/7/10*

MOST PATs/ATTEMPTS

Colts: 7/7 vs. Denver 1/9/05
 6/6 vs. Kansas City 1/4/14
 5/5 at San Diego 12/31/95
 vs. Denver 1/4/04
 at Kansas City 1/11/04
 Opp: 6/6 at New England 1/18/15
 5/5 at Cleveland 1/9/88
 at New York Jets 1/4/03
 vs. Kansas City 1/4/14
 at New England 1/11/14
 4/5 vs. Pittsburgh 12/19/76
 4/4 (7 times) Last: vs. San Diego 1/13/08

MOST FIELD GOALS

Colts: 5 at Baltimore 1/13/07
 4 vs. Cincinnati 1/4/15
 3 (9 times) Last: at Baltimore 1/6/13
 Opp: 5 at New England 1/18/04
 4 vs. Tennessee 1/16/00
 3 vs. New York Giants 12/27/59
 vs. New York Jets 1/12/69*
 vs. New Orleans 2/7/10*
 vs. Kansas City 1/4/14

MOST FIELD GOAL ATTEMPTS

Colts: 5 at Baltimore 1/13/07
 4 (6 times) Last: vs. Cincinnati 1/4/15
 Opp: 5 at New England 1/18/04
 4 vs. Tennessee 1/16/00
 3 (9 times) Last: vs. Kansas City 1/4/14

FIRST DOWNS**MOST**

Colts: 32 vs. New England 1/21/07
 29 vs. San Diego 1/13/08
 28 vs. Kansas City 1/6/07
 27 (4 times) Last: vs. New York Jets 1/24/10
 Opp: 30 vs. Kansas City 1/4/14
 29 vs. Pittsburgh 12/19/76
 28 vs. Oakland 12/24/77
 at New England 1/18/15
 27 at San Diego 12/31/95
 26 at Miami 12/30/00
 at New York Jets 1/4/03
 at San Diego 1/3/09

FEWEST

Colts: 8 at Pittsburgh 12/29/96
 9 at Green Bay 12/26/65
 10 at Pittsburgh 12/19/76
 at New York Jets 1/4/03
 Opp: 11 at Cleveland 12/27/64
 7 vs. Cincinnati 12/26/70
 vs. Kansas City 1/6/07
 10 at New York Giants 12/28/58
 vs. Dallas 1/17/71*
 11 at Cleveland 12/26/71
 vs. Chicago 2/4/07*

MOST BOTH TEAMS

58 vs. Kansas City 1/4/14 (Colts 28, Chiefs 30)
 51 at Kansas City 1/11/04 (Colts 27, Chiefs 24)
 50 vs. Oakland 12/24/77 (Raiders 28, Colts 22)
 49 vs. New England 1/21/07 (Colts 32, Patriots 17)
 vs. San Diego 1/13/08 (Colts 29, Chargers 20)
 48 at Cleveland 1/9/88 (Browns 25, Colts 23)

FEWEST BOTH TEAMS

23 vs. Cincinnati 12/26/70 (Colts 16, Bengals 7)
 24 vs. Dallas 1/17/71* (Colts 14, Cowboys 10)
 26 at Pittsburgh 12/27/75 (Steelers 16, Colts 10)
 27 at Cleveland 12/26/71 (Colts 16, Browns 11)
 28 at Baltimore 1/13/07 (Colts 15, Ravens 13)

MOST RUSHING

Colts: 13 at Cleveland 12/29/68
 vs. Kansas City 1/6/07
 12 vs. Cincinnati 12/26/70
 vs. Chicago 2/4/07*
 10 vs. Oakland 12/24/77
 at San Diego 12/31/95
 at Kansas City 1/11/04
 Opp: 16 at Pittsburgh 12/29/96
 at Miami 12/30/00
 14 at New England 1/18/15
 13 at Pittsburgh 12/27/75
 at New York Jets 1/4/03
 at New England 1/11/14
 12 vs. Pittsburgh 12/19/76

FEWEST RUSHING

Colts: 0 at Pittsburgh 12/29/96
 at New England 1/16/05
 2 vs. Minnesota 12/22/68
 at New York Jets 1/4/03
 3 vs. New York Giants 12/27/59
 vs. Tennessee 1/16/00
 vs. Baltimore 1/16/10
 at New England 1/11/14
 Opp: 2 at Cleveland 12/29/68
 vs. Cincinnati 12/26/70
 vs. Kansas City 1/6/07
 vs. Baltimore 1/16/10
 3 at New York Giants 12/28/58
 vs. Chicago 2/4/07*
 vs. New Orleans 2/7/10*

MOST PASSING

Colts: 23 vs. Kansas City 1/4/14
 21 vs. San Diego 1/13/08
 20 vs. New England 1/21/07
 19 vs. New York Jets 1/24/10
 18 vs. Denver 1/9/05
 17 at New York Giants 12/28/58
 vs. Denver 1/4/04
 at Kansas City 1/11/04
 at New England 1/16/05
 Opp: 20 at San Diego 12/31/95
 17 vs. Minnesota 12/22/68
 vs. Oakland 12/24/77
 16 vs. New Orleans 2/7/10*
 vs. Kansas City 1/4/14
 15 vs. Pittsburgh 12/19/76
 at New England 1/18/0

FEWEST PASSING

Colts: 2 at Green Bay 12/26/65
 4 at Cleveland 12/27/64
 vs. Cincinnati 12/26/70
 at Pittsburgh 12/27/75
 6 vs. Dallas 1/17/71*
 Opp: 3 at Pittsburgh 12/27/75
 4 at Miami 1/2/72
 5 (5 times) Last: vs. Kansas City 1/6/07

MOST BY PENALTY

Colts: 4 vs. Dallas 1/17/71*
 vs. Pittsburgh 12/19/76
 vs. Oakland 12/24/77
 vs. San Diego 1/13/08
 at New England 1/18/15
 3 (6 times) Last: at Baltimore 1/6/13
 Opp: 3 at Cleveland 12/27/64
 at Green Bay 12/26/65
 vs. Oakland 12/24/77
 at Pittsburgh 1/14/96
 vs. Pittsburgh 1/15/06
 at San Diego 1/3/09
 at Denver 1/11/15
 2 (6 times) Last: vs. San Diego 1/13/08

NET YARDS**MOST NET YARDS**

Colts: 536 vs. Kansas City 1/4/14
 530 vs. Denver 1/9/05
 482 vs. Cincinnati 1/4/15
 479 vs. Denver 1/4/04
 461 vs. New York Jets 1/24/10
 455 vs. New England 1/21/07
 452 at New York Giants 12/28/58
 Opp: 526 vs. Pittsburgh 12/19/76
 513 vs. Kansas City 1/4/14
 491 vs. Oakland 12/24/77
 439 at Baltimore 1/6/13
 434 at Miami 12/30/00
 429 at San Diego 12/31/95

NET YARDS**MOST NET YARDS cont...**

Opp: 419 at New England 1/11/14
411 vs. San Diego 1/13/08

FEWEST NET YARDS

Colts: 146 at Pittsburgh 12/29/96
154 at Pittsburgh 12/27/75
170 vs. Pittsburgh 12/19/76
175 at Green Bay 12/26/65
176 at New York Jets 1/4/03
Opp: 126 vs. Kansas City 1/6/07
139 vs. Cincinnati 12/26/70
165 at Cleveland 12/26/71

MOST YARDS

Colts: 191 vs. Chicago 2/4/07*
188 vs. Kansas City 1/6/07
187 vs. Oakland 12/24/77
184 at Cleveland 12/29/68
178 at San Diego 12/31/95
Opp: 258 at Miami 12/30/00
234 at New England 1/11/14
231 at Pittsburgh 12/29/96
225 vs. Pittsburgh 12/19/76
211 at Pittsburgh 12/27/75
210 at New England 1/16/05

FEWEST YARDS

Colts: 41 at Pittsburgh 12/29/96
42 vs. Baltimore 1/16/10
44 vs. San Diego 1/13/08
46 at New England 1/16/05
50 vs. Minnesota 12/22/68
Opp: 44 vs. Kansas City 1/6/07
51 vs. New Orleans 2/7/10*
56 at Cleveland 12/29/68
63 vs. Cincinnati 12/26/70
69 at Cleveland 12/26/71

MOST ATTEMPTS

Colts: 50 vs. Oakland 12/24/77
47 at Green Bay 12/26/65
vs. Cincinnati 12/26/70
43 at Cleveland 12/26/71
42 vs. Chicago 2/4/07*
Opp: 51 at Pittsburgh 12/29/96
48 at Miami 12/30/00
47 vs. Oakland 12/24/77
46 at New England 1/11/14
43 vs. New York Jets 1/12/69*
at Pittsburgh 12/27/75

FEWEST ATTEMPTS

Colts: 14 at New York Jets 1/4/03
vs. Pittsburgh 1/15/06
15 at Pittsburgh 12/29/96
at New England 1/16/05
18 vs. San Diego 1/13/08
19 vs. New Orleans 2/7/10*
vs. Kansas City 1/4/14
at New England 1/18/15
Opp: 17 vs. Kansas City 1/6/07
18 vs. New Orleans 2/7/10*
19 vs. Chicago 2/4/07*
vs. Baltimore 1/16/10
20 at Baltimore 1/13/07
at Denver 1/11/15

MOST ATTEMPTS BOTH TEAMS

97 vs. Oakland 12/24/77 (Colts 50, Raiders 47)
86 at Green Bay 12/26/65 (Colts 47, Packers 39)
84 at Pittsburgh 12/27/75 (Steelers 43, Colts 41)
71 at Miami 12/30/00 (Dolphins 48, Colts 23)

FEWEST ATTEMPTS BOTH TEAMS

37 vs. New Orleans 2/7/10* (Colts 19, Saints 18)
44 vs. Baltimore 1/16/10 (Colts 25, Ravens 19)
45 vs. Denver 1/9/05 (Colts 24, Broncos 21)
46 vs. Cincinnati 1/4/15 (Colts 21, Bengals 25)
47 at Pittsburgh 1/14/96 (Steelers 24, Colts 23)
48 vs. San Diego 1/13/08 (Chargers 30, Colts 18)
vs. Denver 1/11/15 (Broncos 20, Colts 28)

TOTAL PLAYS**MOST PLAYS**

Colts: 87 at Baltimore 1/6/13
83 at New York Giants 12/28/58
82 vs. Oakland 12/24/77
81 vs. Chicago 2/4/07*
80 vs. Kansas City 1/6/07
vs. New England 1/21/07
Opp: 89 vs. Oakland 12/24/77
84 at Miami 12/30/00
81 at Green Bay 12/26/65
80 at San Diego 12/31/95
vs. Kansas City 1/4/14
76 at New England 1/18/15
75 vs. Minnesota 12/22/68

FEWEST PLAYS

Colts: 46 at New York Jets 1/4/03
47 at Cleveland 12/27/64
52 at Pittsburgh 12/29/96
at New England 1/18/15
53 vs. Minnesota 12/22/68
vs. Pittsburgh 12/19/76
Opp: 45 at Miami 1/2/72
vs. Kansas City 1/6/07
46 vs. Cincinnati 12/26/70
48 vs. Chicago 2/4/07*
51 at Baltimore 1/13/07

MOST PLAYS BOTH TEAMS

171 vs. Oakland 12/24/77 (Raiders 89, Colts 82)
145 at New England 1/18/04 (Colts 76, Patriots 69)
145 vs. Kansas City 1/4/14 (Colts 65, Chiefs 80)
143 at Baltimore 1/6/13 (Colts 87, Ravens 56)
141 at Green Bay 12/26/65 (Packers 81, Colts 60)
139 at Miami 12/30/00 (Dolphins 84, Colts 55)
vs. New England 1/21/07 (Colts 80, Patriots 59)
at San Diego 1/3/09 (Chargers 74, Colts 65)
at Denver 1/11/15 (Colts 71, Broncos 68)

FEWEST PLAYS BOTH TEAMS

107 at Cleveland 12/27/64 (Browns 60, Colts 47)
112 vs. Cincinnati 12/26/70 (Colts 66, Bengals 46)
vs. Denver 1/4/04 (Broncos 58, Colts 54)
113 at Miami 1/2/72 (Colts 68, Dolphins 45)
115 vs. Dallas 1/17/71* (Cowboys 59, Colts 56)
115 at New York Jets 1/4/03 (Jets 69, Colts 46)

• PASSING •**MOST YARDS**

Colts: 458 vs. Denver 1/9/05
436 vs. Kansas City 1/4/14
402 vs. San Diego 1/13/08
394 vs. Denver 1/4/04
377 vs. New York Jets 1/24/10
368 vs. Cincinnati 1/4/15
349 at New York Giants 12/28/58
vs. New England 1/21/07
Opp: 345 vs. Oakland 12/24/77
363 vs. Kansas City 1/4/14
312 vs. San Diego 1/13/08
308 vs. Pittsburgh 12/19/76
302 vs. New York Jets 1/24/10
288 vs. New Orleans 2/7/10*

FEWEST YARDS

Colts: 40 at Green Bay 12/26/65
95 at Cleveland 12/27/64
100 at Pittsburgh 12/27/75
112 at Kansas City 1/7/96
126 at New England 1/18/15
137 at New York Jets 1/4/03
Opp: 93 vs. Cincinnati 12/26/70
103 at Pittsburgh 12/27/75
107 vs. Kansas City 1/6/07
112 vs. Tennessee 1/16/00

MOST YARDS BOTH TEAMS

799 vs. Kansas City 1/4/14 (Colts 436, Chiefs 363)
742 vs. Denver 1/9/05 (Colts 458, Broncos 284)
714 vs. San Diego 1/13/08 (Colts 402, Chargers 312)
679 vs. New York Jets 1/24/10 (Colts 377, Jets 302)
621 vs. New Orleans 2/7/10* (Colts 333, Saints 288)
606 at New England 1/18/15 (Colts 209, Patriots 397)
581 vs. New England 1/21/07 (Colts 349, Patriots 232)

FEWEST YARDS BOTH TEAMS

203 at Pittsburgh 12/27/75 (Steelers 103, Colts 100)
238 vs. Cincinnati 12/26/70 (Colts 145, Bengals 93)
264 at Kansas City 1/7/96 (Chiefs 152, Colts 112)
274 at Cleveland 12/26/71 (Colts 143, Browns 131)

MOST ATTEMPTS

Colts: 54 at Baltimore 1/6/13
48 vs. San Diego 1/13/08
47 at New England 1/18/04
vs. New England 1/21/07
45 vs. New Orleans 2/7/10*
vs. Kansas City 1/4/14
44 vs. Baltimore 1/16/10
44 vs. Cincinnati 1/4/15
Opp: 47 at San Diego 12/31/95
46 vs. Kansas City 1/4/14
at Denver 1/11/15
44 vs. Minnesota 12/22/68
41 at Green Bay 12/26/65
at Pittsburgh 1/14/96
40 vs. Oakland 12/24/77

FEWEST ATTEMPTS

Colts: 12 at Green Bay 12/26/65
17 vs. Cincinnati 12/26/70
20 at Cleveland 12/27/64
21 at Cleveland 12/26/71

FEWEST ATTEMPTS cont...

Opp: 8 at Miami 1/2/72
 13 at Pittsburgh 12/27/75
 18 at New York Giants 12/28/58
 at Cleveland 12/27/64
 21 vs. Oakland 1/3/71

MOST ATTEMPTS BOTH TEAMS

91 vs. Kansas City 1/4/14 (Colts 45, Chiefs 46)
 89 at Denver 1/11/15 (Colts 43, Broncos 46)
 84 at New England 1/18/04 (Colts 47, Patriots 37)
 vs. New Orleans 2/7/10* (Colts 45, Saints 39)
 81 vs. New England 1/21/07 (Colts 47, Patriots 34)
 79 vs. Baltimore 1/16/10 (Colts 44, Ravens 35)
 vs. Cincinnati 1/4/15 (Colts 44, Bengals 35)
 78 at San Diego 1/3/09 (Colts 42, Chargers 36)
 77 at Baltimore 1/6/13 (Colts 54, Ravens 23)

FEWEST ATTEMPTS BOTH TEAMS

35 at Pittsburgh 12/27/75 (Colts 22, Steelers 13)
 38 at Cleveland 12/27/64 (Colts 20, Browns 18)
 vs. Cincinnati 12/26/70 (Bengals 21, Colts 17)
 44 at Miami 1/2/72 (Colts 36, Dolphins 8)
 48 (2 times) Last: at Cleveland 12/26/71 (Browns 27, Colts 21)

MOST COMPLETIONS

Colts: 33 vs. San Diego 1/13/08
 31 vs. Kansas City 1/6/07
 vs. New Orleans 2/7/10*
 vs. Cincinnati 1/4/15
 30 vs. Baltimore 1/16/10
 29 vs. Kansas City 1/4/14
 28 at Baltimore 1/6/13
 27 vs. Denver 1/9/05
 at New England 1/16/05
 vs. New England 1/21/07
 at Denver 1/11/15
 Opp: 32 vs. New Orleans 2/7/10*
 30 vs. Kansas City 1/4/14
 26 vs. Minnesota 12/22/68
 at Denver 1/11/15
 25 at Pittsburgh 1/14/96
 24 vs. Denver 1/9/05

FEWEST COMPLETIONS

Colts: 5 at Green Bay 12/26/65
 6 vs. Cincinnati 12/26/70
 8 at Pittsburgh 12/27/75
 11 (4 times) Last: vs. Pittsburgh 12/19/76
 Opp: 4 at Miami 1/2/72
 8 vs. Cincinnati 12/26/70
 at Pittsburgh 12/27/75
 11 at Cleveland 12/27/64

MOST COMPLETIONS BOTH TEAMS

63 vs. New Orleans 2/7/10* (Saints 32, Colts 31)
 59 vs. Kansas City 1/4/14 (Colts 29, Chiefs 30)
 53 at Denver 1/11/15 (Colts 27, Broncos 26)
 51 vs. Denver 1/9/05 (Colts 27, Broncos 24)
 51 at Baltimore 1/6/13 (Colts 28, Ravens 23)

MOST COMPLETIONS BOTH TEAMS cont...

50 vs. San Diego 1/13/08 (Colts 33, Chargers 17)
 vs. Baltimore 1/16/10 (Colts 30, Ravens 20)
 49 vs. Denver 1/4/04 (Colts 26, Broncos 23)
 vs. Cincinnati 1/4/15 (Colts 31, Bengals 18)

FEWEST COMPLETIONS BOTH TEAMS

14 vs. Cincinnati 12/26/70 (Bengals 8, Colts 6)
 16 at Pittsburgh 12/27/75 (Colts 8, Steelers 8)
 22 vs. Dallas 1/9/66# (Cowboys 15, Colts 7)
 23 at Cleveland 12/27/64 (Colts 12, Browns 11)
 vs. Dallas 1/17/71* (Cowboys 12, Colts 11)

MOST TOUCHDOWNS

Colts: 5 vs. Denver 1/4/04
 4 vs. Denver 1/9/05
 vs. Kansas City 1/4/14
 3 at Kansas City 1/11/04
 vs. San Diego 1/13/08
 vs. New York Jets 1/24/10
 Opp: 4 vs. Kansas City 1/4/14
 3 (6 times) Last: at New England 1/18/15

MOST TIMES THROWN ATTEMPTING TO PASS

Colts: 6/50 vs. Oakland 12/24/77
 5/45 vs. Pittsburgh 12/19/76
 5/43 vs. Pittsburgh 1/15/06
 5/28 at Pittsburgh 12/27/75
 4/35 at New York Giants 12/28/58
 vs. Minnesota 12/22/68
 at Pittsburgh 12/29/96
 Opp: 5/48 vs. Oakland 1/3/71
 5/35 at Cleveland 12/26/71
 4/34 at Cleveland 12/29/68
 4/27 at San Diego 1/3/09
 4/25 vs. Kansas City 1/6/07

MOST YARDS LOST ATTEMPTING TO PASS

Colts: 57 vs. New York Giants 12/28/58
 50 vs. Oakland 12/24/77
 45 vs. Pittsburgh 12/19/76
 43 vs. Pittsburgh 1/15/06
 Opp: 48 vs. Oakland 1/3/71
 45 vs. New York Giants 12/27/59
 35 at Cleveland 12/26/71
 34 at Cleveland 12/29/68

MOST INTERCEPTIONS

Colts: 4 vs. New York Jets 1/12/69*
 at New England 1/18/04
 at New England 1/11/14
 3 vs. Dallas 1/17/71*
 at Miami 1/2/72
 vs. Kansas City 1/6/07
 vs. Kansas City 1/4/14
 Opp: 4 at San Diego 12/31/95
 3 (6 times) Last: at Miami 12/30/00

• PUNTING •

MOST
 Colts: 13 vs. Oakland 12/24/77
 9 at Pittsburgh 12/27/75
 8 at Green Bay 12/26/65
 at Pittsburgh 12/29/96
 6 (10 times) Last: vs. Baltimore 1/16/10

MOST cont...

Opp: 9 vs. Dallas 1/17/71*
 8 vs. Cincinnati 12/26/70
 vs. Oakland 12/24/77
 vs. Cincinnati 1/4/15
 6 (8 times) Last: at Denver 1/11/15

FEWEST

Colts: 0 vs. Denver 1/4/04
 at Kansas City 1/11/04
 1 at New England 1/18/04
 vs. San Diego 1/13/08
 vs. Kansas City 1/4/14
 Opp: 0 at Kansas City 1/11/04
 1 vs. Pittsburgh 12/19/76
 at Cleveland 1/9/88
 2 (7 times) Last: vs. Kansas City 1/4/14

MOST YARDS

Colts: 438 vs. Oakland 12/24/77
 361 at Pittsburgh 12/27/75
 340 vs. Tennessee 1/16/00
 339 at Pittsburgh 12/29/96
 330 at Green Bay 12/26/65
 Opp: 380 vs. Cincinnati 1/4/15
 377 vs. Dallas 1/17/71*
 374 vs. Oakland 12/24/77
 316 at San Diego 1/3/09
 314 vs. Kansas City 1/6/07
 313 vs. Cincinnati 12/26/70

HIGHEST AVERAGE

Colts: 52.8 vs. New England 1/21/07
 51.8 at New England 1/11/14
 51.5 vs. Cincinnati 1/4/15
 50.8 at New York Giants 12/28/58
 50.0 at Pittsburgh 1/14/96
 49.6 at New England 1/18/15
 49.0 vs. San Diego 1/13/08
 48.6 vs. Tennessee 1/16/00
 Opp: 59.0 vs. San Diego 1/13/08
 52.7 at San Diego 1/3/09
 52.3 vs. Kansas City 1/6/07
 52.0 vs. Tennessee 1/16/00
 51.4 vs. New England 1/21/07

• PENALTIES •**MOST**

Colts: 10 at Denver 1/11/15
 9 vs. Pittsburgh 1/15/06
 at San Diego 1/3/09
 vs. Cincinnati 1/4/15
 8 vs. Oakland 12/24/77
 7 vs. Pittsburgh 12/19/76
 at Cleveland 1/9/88
 vs. Tennessee 1/16/00
 Opp: 12 vs. Pittsburgh 12/19/76
 10 vs. Dallas 1/17/71*
 vs. San Diego 1/13/08
 9 vs. Tennessee 1/16/00
 9 at Baltimore 1/6/13

FEWEST

Colts: 1 at Miami 12/30/00
 at Kansas City 1/11/04
 vs. New York Jets 1/24/10
 2 vs. Oakland 1/3/71
 at Miami 1/2/72
 at New York Jets 1/4/03
 vs. New York Jets 1/8/11
 3 (8 times) Last: at New England 1/18/15

FEWEST cont...

Opp: 1 vs. Cincinnati 12/26/70
at Miami 1/2/72
2 (6 times) Last: at Denver
1/11/15
3 (9 times) Last: vs. New York
Jets 1/8/11

MOST BOTH TEAMS

19 vs. Pittsburgh 12/19/76 (Steelers 12,
Colts 7)
16 vs. Tennessee 1/16/00 (Titans 9, Colts
7)
15 vs. Oakland 12/24/77 (Colts 8, Raiders
7)
vs. San Diego 1/13/08 (Chargers 10,
Colts 5)
vs. Cincinnati 1/4/15 (Colts 9, Bengals
6)
14 vs. Dallas 1/17/71* (Cowboys 10, Colts
4)
14 at Baltimore 1/6/13 (Ravens 9, Colts 5)

FEWEST BOTH TEAMS

3 at Miami 1/2/72 (Colts 2, Dolphins 1)
4 vs. Oakland 1/3/71 (Colts 2, Raiders 2)
5 (5 times) Last: vs. New York Jets
1/8/11 (Jets 3, Colts 2)

MOST YARDS

Colts: 82 vs. Oakland 12/24/77
75 at Cleveland 1/9/88
74 at San Diego 1/3/09
67 vs. Pittsburgh 1/15/06
at Denver 1/11/15
66 vs. Cincinnati 1/4/15
63 vs. Cincinnati 12/26/70
Opp: 133 vs. Dallas 1/17/71*
88 vs. Pittsburgh 12/19/76
79 vs. San Diego 1/13/08
78 vs. Tennessee 1/16/00
70 at Baltimore 1/6/13
65 vs. Oakland 12/24/77

FEWEST YARDS

Colts: 5 at Kansas City 1/11/04
vs. New York Jets 1/24/10
10 vs. Oakland 1/3/71
at Miami 12/30/00
at New York Jets 1/4/03
vs. New York Jets 1/8/11
15 at New York Giants 12/28/58
at Cleveland 12/29/68
Opp: 5 vs. Cincinnati 12/26/70
8 vs. Pittsburgh 1/15/06
at Denver 1/11/15
12 at Miami 1/2/72
13 vs. Kansas City 1/6/07
15 at New England 1/18/04
vs. New York Jets 1/8/11
vs. Kansas City 1/4/14

MOST YARDS BOTH TEAMS

164 vs. Dallas 1/17/71* (Cowboys 133,
Colts 31)
147 vs. Pittsburgh 12/19/76 (Steelers 88,
Colts 59)
vs. Oakland 12/24/77 (Colts 82,
Raiders 65)
138 vs. Tennessee 1/16/00 (Titans 78, Colts
60)
133 vs. San Diego 1/13/08 (Chargers 79,
Colts 54)
114 at San Diego 1/3/09 (Colts 74,
Chargers 40)

FEWEST YARDS BOTH TEAMS

25 vs. New York Jets 1/8/11 (Jets 15,
Colts 10)
30 vs. Oakland 1/3/71 (Raiders 20, Colts
10)
32 at Miami 1/2/72 (Colts 20, Dolphins
12)
34 vs. Kansas City 1/4/14 (Colts 19,
Chiefs 15)
35 at Kansas City 1/11/04 (Chiefs 30,
Colts 5)
at New England 1/18/04 (Colts 20,
Patriots 15)

• FUMBLES •**MOST FUMBLES**

Colts: 5 vs. Dallas 1/17/71* (5/4)
4 at Kansas City 1/7/96 (4/0)
3 vs. Denver 1/4/04 (3/1)
at New England 1/16/05 (3/2)
at Baltimore 1/13/07 (3/0)
Opp: 6 at New York Giants 12/28/58
(6/4)
at Cleveland 12/26/71 (6/2)
4 vs. Oakland 12/24/77 (4/2)
vs. Chicago 2/4/07* (4/3)
3 at Green Bay 12/26/65 (3/2)
at Pittsburgh 12/27/75 (3/2)
vs. Baltimore 1/16/10 (3/2)
at New England 1/11/14 (3/0)

MOST FUMBLES LOST

Colts: 4 vs. Dallas 1/17/71* (5/4)
2 (5 times) Last: vs. Chicago
2/4/07* (2/2)
Opp: 4 at New York Giants 12/28/58
(6/4)
3 vs. Chicago 2/4/07* (4/3)
2 (8 times) Last: at Baltimore
1/6/13 (2/2)

FEWEST FUMBLES

Colts: 0 (12 times) Last: at Denver
1/11/15
1 (16 times) Last: at New England
1/18/15
Opp: 0 (8 times) Last: vs. New
Orleans 2/7/10*
1 (20 times) Last: vs. at New
England 1/18/15

FEWEST FUMBLES LOST

Colts: 0 (25 times) Last: at New England
1/18/15
1 (15 times) Last: vs. Cincinnati
1/4/15
Opp: 0 (19 times) Last: at New England
1/18/15
1 (18 times) Last: at Denver
1/11/15

MOST FUMBLES BOTH TEAMS

8 at New York Giants 12/28/58 (Giants
6, Colts 2)
at Cleveland 12/26/71 (Browns 6,
Colts 2)
6 vs. Dallas 1/17/71* (Colts 5, Cowboys
1)
vs. Chicago 2/4/07* (Bears 4, Colts 2)
5 (3 times) Last: at Baltimore 1/13/07

FEWEST FUMBLES BOTH TEAMS

0 at Miami 12/30/00
vs. New Orleans 2/7/10*
1 (11 times) Last: at New England
1/18/15 (Colts 1)
2 (9 times) Last: vs. New York Jets
1/24/10 (Colts 2)

MOST FUMBLES LOST BOTH TEAMS

6 at New York Giants 12/28/58 (Giants
4, Colts 2)
5 vs. Dallas 1/17/71* (Colts 4, Cowboys
1)
vs. Chicago 2/4/07* (Bears 3, Colts 2)
4 at Cleveland 12/26/71 (Colts 2,
Browns 2)
3 (4 times) Last: at Baltimore 1/6/13
(Ravens 2, Colts 1)

FEWEST FUMBLES LOST BOTH TEAMS

0 (14 times) Last: at New England
1/18/15
1 (12 times) Last: at Denver 1/11/15
(Broncos 1)