

NEW ENGLAND PATRIOTS

GAME RELEASE



REGULAR SEASON WEEK 5

NEW ENGLAND PATRIOTS AT DALLAS COWBOYS



MEDIA SCHEDULE

WEDNESDAY, OCTOBER 7

9:00 a.m.	Media Check-In and Media Workroom
9:45-10:00 a.m.	Patriots Head Coach Bill Belichick Press Availability (Media Workroom) Media Availability (Open Locker Room)
11:30 a.m.-12:15 p.m.	Patriots QB Tom Brady Press Availability
TBD	Media Meal Provided
Approx. 12:15 p.m.	Media Access to Practice (Upper Grass Fields. Access limited until team drills begin.)
Approx. 12:45 p.m.	Media Access to Practice (Upper Grass Fields. Access limited until team drills begin.)
Dallas Cowboys Conference Calls to New England	
2:40-2:50 p.m.	Cowboys head coach Jason Garrett (Media Workroom)
3:30-3:40 p.m.	Cowboys player TBD (Media Workroom)

THURSDAY, OCTOBER 8

10:45 a.m.	Media Check-In and Media Workroom
11:30 a.m.-12:15 p.m.	Media Availability (Open Locker Room) Media Access to Practice (Upper Grass Fields. Access limited until team drills begin.)
Approx. 12:45 p.m.	Media Access to Practice (Upper Grass Fields. Access limited until team drills begin.)

FRIDAY, OCTOBER 9

8:30 a.m.	Media Check-In and Media Workroom
9:00-9:10 a.m.	Patriots Head Coach Bill Belichick Press Availability (Media Workroom) Media Access to Practice (Upper Grass Fields. Access limited until team drills begin.)
Approx. 11:30 a.m.	Media Access to Practice (Upper Grass Fields. Access limited until team drills begin.)
1:15-2:00 p.m.	Media Availability (Open Locker Room)

SATURDAY, OCTOBER 10

No media availability - Team Travel to Dallas

SUNDAY, OCTOBER 11

4:25 p.m. ET Patriots at Dallas Cowboys

2015 PATRIOTS SCHEDULE

REGULAR SEASON (3-0)

Thurs., Sept. 10	Pittsburgh	28-21	W
Sun., Sept. 20	at Buffalo	40-32	W
Sun., Sept. 27	Jacksonville	51-17	W
Sun., Oct. 4	BYE WEEK		
Sun., Oct. 11	at Dallas	4:25 p.m.	CBS*
Sun., Oct. 18	at Indianapolis	8:30 p.m.	NBC*
Sun., Oct. 25	N.Y. Jets	1:00 p.m.	CBS*
Thurs., Oct. 29	Miami	8:25 p.m.	CBS/NFLN
Sun., Nov. 8	Washington	1:00 p.m.	FOX*
Sun., Nov. 15	at N.Y. Giants	4:25 p.m.	CBS*
Mon., Nov. 23	Buffalo	8:30 p.m.	ESPN
Sun., Nov. 29	at Denver	8:30 p.m.	NBC*
Sun., Dec. 6	Philadelphia	4:25 p.m.	FOX*
Sun., Dec. 13	at Houston	1:00 p.m.	CBS*
Sun., Dec. 20	Tennessee	1:00 p.m.	CBS*
Sun., Dec. 27	at N.Y. Jets	1:00 p.m.	CBS*
Sun., Jan. 3	at Miami	1:00 p.m.	CBS*

*Game time and network subject to possible flexible scheduling adjustment

2015 AFC EAST STANDINGS

TEAM	W	L	T	PCT.	PF	PA
NEW ENGLAND	3	0	0	1.000	119	70
New York Jets	3	1	0	.750	95	55
Buffalo Bills	2	2	0	.500	110	92
Miami Dolphins	1	3	0	.250	65	101

GAME SUMMARY

NEW ENGLAND PATRIOTS (3-0) at DALLAS COWBOYS (2-2)

Sunday, Oct. 11, 2015 • AT&T Stadium (80,000) • 4:25 p.m. ET

The New England Patriots return from their bye week and will look to start the season with a 4-0 record for the eighth time in team history and for the first time since 2013. The Patriots have started the year with a 4-0 record three other times in the Bill Belichick-Tom Brady era (2004, 2007 and 2013).

Tom Brady will look to become just the third quarterback in NFL history with at least four 4-0 starts to a season in NFL history. Fran Tarkenton started 4-0 four times in his career and Peyton Manning now has seven 4-0 starts to a season.

The Patriots will make their first visit to AT&T Stadium, which opened in 2009. Since realignment in 2002, the Patriots have the best inter-conference record in the NFL, touting a 42-10 mark vs. NFC teams. Pittsburgh is second with a 37-16-1 record, while Indianapolis is third at 34-18.

The Patriots also have the best October record since 2000. New England is an NFL-best 45-16 in October since 2000, including a 27-4 mark at home and 18-12 on the road.

Dallas is one of eight teams that Tom Brady has an undefeated regular-season record against as a starting quarterback. Brady is 3-0 as a starter against the Cowboys.

BROADCAST INFORMATION

TELEVISION: This week's game will be broadcast by CBS and can be seen locally on WBZ-TV Channel 4 in Boston. Jim Nantz will handle play-by-play duties with Phil Simms as the color analyst. Tracy Wolfson will work the sidelines. The game will be produced by Lance Barrow and directed by Mike Arnold.

NATIONAL RADIO: This week's game will be broadcast to a national audience on Westwood One Sports. John Sadak and Mark Malone will call the game.

LOCAL RADIO: 98.5 FM, The Sports Hub, is the flagship station for the Patriots Radio Network. Play-by-play broadcaster Bob Succi will call the action along with former Patriots quarterback Scott Zolack, who will provide color analysis. Produced by Marc Cappello.

INTER-CONFERENCE SUCCESS

BEST INTER-CONFERENCE RECORD SINCE 2002

Since realignment in 2002, the Patriots are 42-10 vs. NFC teams, the best inter-conference record in the NFL.

Team	Inter-conference record
New England	42-10
Pittsburgh	37-16-1
Indianapolis	34-18
Baltimore	33-19
Denver	32-22
Cincinnati	31-19-2
Tennessee	31-22

WEEK 5 HIGHLIGHTS

PAGE 14: The Patriots hold the NFL's best record in the month of October dating back to 2000.

PAGE 22: Bill Belichick is inching closer to an NFL record held by former Cowboys head coach Tom Landry.

PAGE 31: With a win at Dallas on Sunday, Belichick will jump ahead of former Dolphins head coach Don Shula in all-time winning pct.

PAGE 47: Rob Gronkowski can reach 60 TDs faster than any tight end in NFL history and become the fifth player at his position to reach the 60-TD plateau.

MEDIA CONTACTS

PATRIOTS MEDIA RELATIONS OFFICE: 508-384-4203

Stacey James, Vice President of Media Relations, staceyj@patriots.com, 508-326-6868

Aaron Salkin, Director of Media Relations, aarons@patriots.com, 508-326-6870

Michael Jurovaty, Asst. Director of Media Relations, mjurovaty@patriots.com, 508-326-6187

Cecily Faenza, Social Media Manager, cecilyf@patriots.com, 774-254-7917

Travis Basciotta, Media Relations Coord., travisb@patriots.com, 508-431-7773

Jeremie Smith, Corporate Communications Coord., jeremies@patriots.com, 508-549-0492

GILLETTE STADIUM • ONE PATRIOT PLACE • FOXBOROUGH, MA 02035

TEL: 508-384-9105 • FAX: 508-543-9053

PATRIOTS.COM • HTTP://MEDIA.PATRIOTS.COM





2015 OFFENSIVE STATISTICS

WON 3, LOST 0

09/10 W 28-21	Pittsburgh	66,829
09/20 W 40-32	at Buffalo	70,858
09/27 W 51-17	Jacksonville	66,829
10/11	at Dallas	
10/18	at Indianapolis	
10/25	New York Jets	
10/29	Miami	
11/08	Washington	
11/15	at New York Giants	
11/23	Buffalo	
11/29	at Denver	
12/06	Philadelphia	
12/13	at Houston	
12/20	Tennessee	
12/27	at New York Jets	
01/03	at Miami	

	N.E.	Opp.
TOTAL FIRST DOWNS	88	61
Rushing	21	20
Passing	58	38
Penalty	9	3
3rd Down: Made/Att	21/35	17/40
3rd Down Pct.	60.0	42.5
4th Down: Made/Att	0/2	3/4
4th Down Pct.	0.0	75.0
POSSESSION AVG.	30:51	29:09
TOTAL NET YARDS	1339	1106
Avg. Per Game	446.3	368.7
Total Plays	210	186
Avg. Per Play	6.4	5.9
NET YARDS RUSHING	261	351
Avg. Per Game	87.0	117.0
Total Rushes	71	72
NET YARDS PASSING	1078	755
Avg. Per Game	359.3	251.7
Sacked/Yards Lost	6/34	13/80
Gross Yards	1112	835
Att./Completions	133/96	101/66
Completion Pct.	72.2	65.3
Had Intercepted	0	5
PUNTS/AVERAGE	5/49.0	12/44.3
NET PUNTING AVG.	5/41.6	12/38.6
PENALTIES/YARDS	22/213	29/331
FUMBLES/BALL LOST	3/2	4/0
TOUCHDOWNS	14	9
Rushing	5	3
Passing	9	6
Returns	0	0

* SCORE BY PERIODS	Q1	Q2	Q3	Q4	OT	PTS
TEAM	24	34	37	24	0	119
OPPONENTS	7	12	15	36	0	70

* SCORING	TD-Ru	Pa	Rt	K-PAT	FG	S	PTS
Gostkowski	0	0	0	0	14/14	7/	7 0 35
Gronkowski	4	0	4	0			0 24
Blount	3	3	0	0			0 18
Edelman	2	0	2	0			0 12
Lewis	2	2	0	0			0 12
Amendola	1	0	1	0			0 6
Chandler	1	0	1	0			0 6
K. Martin LG	1	0	1	0			0 6
K. Martin TM	1	0	1	0			0 6
TEAM	14	5	9	0	14/14	7/	7 0 119
OPPONENTS	9	3	6	0	5/	6	3/ 5 0 70

2-Pt Conv: TM 0-0, OPP 1-3
 SACKS: Collins 3.5, Cha. Jones 3, Sheard 2,
 Hightower 1.5, Branch 1, M. Brown 1,
 Ninkovich 1, TM 13, OPP 6
 FUM/LOST: Lewis 2/1, Brady 1/1

* PASSING	Att	Cmp	Yds	Cmp%	Yds/Att	TD	TD%	Int	Int%	Long	Sack/Lost	Rating
Brady	133	96	1112	72.2	8.36	9	6.8	0	0.0	52	6/	34 119.6
TEAM	133	96	1112	72.2	8.36	9	6.8	0	0.0	52	6/	34 119.6
OPPONENTS	101	66	835	65.3	8.27	6	5.9	5	5.0	59t	13/	80 90.2

* RUSHING	No.	Yds	Avg	Long	TD
Lewis	30	146	4.9	13	2
Blount	20	82	4.1	22	3
Edelman	2	21	10.5	12	0
White	2	8	4.0	5	0
Amendola	1	3	3.0	3	0
Bolden	6	2	0.3	3	0
Brady	8	1	0.1	2	0
Garoppolo	2	-2	-1.0	-1	0
TEAM	71	261	3.7	22	5
OPPONENTS	72	351	4.9	28	3

* RECEIVING	No.	Yds	Avg	Long	TD
Edelman	30	279	9.3	22t	2
Gronkowski	16	308	19.3	52	4
Lewis	15	179	11.9	40	0
Dobson	9	101	11.2	24	0
Amendola	8	92	11.5	29	1
Chandler	6	49	8.2	17	1
White	4	26	6.5	11	0
K. Martin LG	3	33	11.0	13t	1
K. Martin TM	3	33	11.0	13t	1
Bolden	2	14	7.0	12	0
Williams	1	15	15.0	15	0
Blount	1	14	14.0	14	0
Cadet	1	2	2.0	2	0
TEAM	96	1112	11.6	52	9
OPPONENTS	66	835	12.7	59t	6

* INTERCEPTIONS	No.	Yds	Avg	Long	TD
Harmon	2	20	10.0	20	0
McCourty	1	27	27.0	27	0
Butler	1	9	9.0	9	0
Ryan	1	0	0.0	0	0
TEAM	5	56	11.2	27	0
OPPONENTS	0	0	---	---	0

* PUNTING	No.	Yds	Avg	Net	TB	In	Lg	B
Allen	5	245	49.0	41.6	1	1	67	0
TEAM	5	245	49.0	41.6	1	1	67	0
OPPONENTS	12	531	44.3	38.6	0	3	57	0

* PUNT RETURNS	Ret	FC	Yds	Avg	Long	TD
Amendola	6	3	58	9.7	28	0
Edelman	2	0	10	5.0	8	0
TEAM	8	3	68	8.5	28	0
OPPONENTS	2	2	17	8.5	14	0

* KICKOFF RETURNS	No.	Yds	Avg	Long	TD
Williams	1	8	8.0	8	0
TEAM	1	8	8.0	8	0
OPPONENTS	6	108	18.0	25	0

* FIELD GOALS	1-19	20-29	30-39	40-49	50+
Gostkowski	0/ 0	3/ 3	0/ 0	3/ 3	1/ 1
TEAM	0/ 0	3/ 3	0/ 0	3/ 3	1/ 1
OPPONENTS	0/ 0	1/ 1	0/ 0	2/ 4	0/ 0
Gostkowski: () (46G, 21G, 50G, 25G) (46G, 20G, 46G)					
OPP: (44N, 46N, 44G, 24G) () (40G)					

Gostkowski: () (46G,21G,50G,25G) (46G,20G,46G)

OPP: (44N,46N,44G,24G) () (40G)



2015 DEFENSIVE STATISTICS

Tackle Statistics based on Play-by-Play

PLAYER Name	TACKLES			SACKS			INTERCEPTIONS				FUMBLES				SP. TEAMS				
	TT	UT	A	S	Yds	QH	Int	Yds	TD	PD	FF	FR	Yds	TD	TT	UT	A	FF	FR
Dont'a Hightower	22	17	5	1.5	9.5	2	0	0	0	0	0	0	0	0	0	0	0	0	0
Jamie Collins	20	17	3	3.5	12.5	3	0	0	0	0	2	0	0	0	0	0	0	0	0
Malcolm Butler	15	11	4	0.0	0.0	0	1	9	0	1	0	0	0	0	0	0	0	0	0
Devin McCourty	12	9	3	0.0	0.0	0	1	27	0	1	0	0	0	0	1	1	0	0	0
Chandler Jones	11	8	3	3.0	26.0	5	0	0	0	0	0	0	0	0	0	0	0	0	0
Bradley Fletcher	10	7	3	0.0	0.0	0	0	0	0	0	1	0	0	0	0	0	0	0	0
Patrick Chung	9	6	3	0.0	0.0	0	0	0	0	0	0	0	0	0	1	1	0	0	0
Tarell Brown	8	6	2	0.0	0.0	0	0	0	0	0	0	0	0	0	0	0	0	0	0
Rob Ninkovich	8	7	1	1.0	6.0	3	0	0	0	0	0	0	0	0	0	0	0	0	0
Logan Ryan	8	7	1	0.0	0.0	0	1	0	0	1	0	0	0	0	0	0	0	0	0
Jabaal Sheard	7	6	1	2.0	13.0	3	0	0	0	0	0	0	0	0	0	0	0	0	0
Sealver Siliga	6	4	2	0.0	0.0	0	0	0	0	0	0	0	0	0	0	0	0	0	0
Jerod Mayo	6	3	3	0.0	0.0	0	0	0	0	0	0	0	0	0	0	0	0	0	0
Duron Harmon	4	3	1	0.0	0.0	0	2	20	0	2	0	0	0	0	0	0	0	0	0
Alan Branch	4	4	0	1.0	5.0	0	0	0	0	0	1	0	0	0	0	0	0	0	0
Malcom Brown	4	3	1	1.0	8.0	1	0	0	0	3	0	0	0	0	0	0	0	0	0
Justin Coleman	3	2	1	0.0	0.0	0	0	0	0	0	0	0	0	0	0	0	0	0	0
Jonathan Freeny	3	2	1	0.0	0.0	0	0	0	0	0	0	0	0	0	1	0	1	0	0
Jordan Richards	2	2	0	0.0	0.0	0	0	0	0	1	0	0	0	0	0	0	0	0	0
Dominique Easley	2	1	1	0.0	0.0	0	0	0	0	0	0	0	0	0	0	0	0	0	0
Geneo Grissom	1	0	1	0.0	0.0	0	0	0	0	0	0	0	0	0	1	0	1	0	0
Rufus Johnson	1	1	0	0.0	0.0	0	0	0	0	0	0	0	0	0	0	0	0	0	0
Ryan Allen	0	0	0	0.0	0.0	0	0	0	0	0	0	0	0	0	1	1	0	0	0
Dekoda Watson	0	0	0	0.0	0.0	0	0	0	0	0	0	0	0	0	1	1	0	0	0
Matthew Slater	1	1	0	0.0	0.0	0	0	0	0	0	0	0	0	0	1	1	0	0	0
Nate Ebner	0	0	0	0.0	0.0	0	0	0	0	0	0	0	0	0	2	1	2	0	0
	167	127	40	13.0	80.0	17	5	56	0	9	4	0	0	0	9	6	4	0	0

FUMBLES - LOST (3-2)				
	Own			
	No.	Lost	Rec	O.B.
Tom Brady	1	1	0	0
Rob Gronkowski	0	0	1	0
Dion Lewis	2	1	0	0
	3	2	1	0

MISC. OFFENSIVE STATS				
	Tkl	Ast	FF	FR
Tom Brady	1	0	0	0
Josh Kline	1	0	0	0
	2	0	0	0

KEY	
TT-Total Tackles	Int/Yds-Interceptions/Yards Returned
UT-Unassisted Tackles	PD-Passes Defensed
A-Assisted Tackles	FF-Forced Fumbles

BLOCKED KICKS			
	XP	FG	P
Totals	0	0	0



NEW ENGLAND PATRIOTS 2015 STATS PACK

PATRIOTS PARTICIPATION

Player	Regular Season				PIT	at BUF	JAX	at DAL	at IND	NYJ	BUF	WAS	at NYG	BUF	at DEN	PHI	at HOU	TEN	at NYJ	at MIA
	GP	GS	DNP	INA																
Allen, Ryan	3	0	0	0	sub	sub	sub													
Amendola, Danny	3	3	0	0	WR	WR	WR													
Andrews, David	3	3	0	0	C	C	C													
Blount, LeGarrette	2	0	1	0	sub	sub	sub													
Bolden, Brandon	3	0	0	0	sub	sub	sub													
Brady, Tom	3	3	0	0	QB	QB	QB													
Branch, Alan	3	2	0	0	sub	DT	DT													
Brown, Malcom	3	1	0	0	DT	sub	sub													
Brown, Tarell	2	2	1	0	RCB	RCB	dnp													
Butler, Malcolm	3	3	0	0	LCB	LCB	LCB													
Cadet, Travaris	1	0	0	2	X	sub	X													
Cannon, Marcus	3	0	0	0	sub	sub	sub													
Cardona, Joe	3	0	0	0	sub	sub	sub													
Chandler, Scott	3	1	0	0	TE	sub	sub													
Chung, Patrick	3	3	0	0	S	S	S													
Coleman, Justin	1	0	0	2	X	X	sub													
Collins, Jamie	3	3	0	0	LB	LB	LB													
Dobson, Aaron	3	2	0	0	sub	WR	WR													
Easley, Dominique	2	1	0	1	DT	X	sub													
Ebner, Nate	2	0	0	1	sub	X	sub													
Edelman, Julian	3	3	0	0	WR	WR	WR													
Fletcher, Bradley	2	0	0	1	sub	sub	X													
Flowers, Trey	0	0	0	3	X	X	X													
Freemy, Jonathan	3	0	0	0	sub	sub	sub													
Garoppolo, Jimmy	1	0	2	0	dnp	dnp	sub													
Gostkowski, Stephen	3	0	0	0	sub	sub	sub													
Grissom, Geneo	3	0	0	0	sub	sub	sub													
Gronkowski, Rob	3	3	0	0	TE	TE	TE													
Harmon, Duron	3	1	0	0	DB	sub	sub													
Harper, Chris	1	0	0	0	sub	PS														
Hightower, Dont'a	3	3	0	0	LB	LB	LB													
Hoomanawanui, M.	2	0	0	1	sub	sub	X													
Jackson, Tre'	3	2	0	0	RG	sub	RG													
Johnson, Rufus	1	0	0	2	X	sub	X													
Jones, Chandler	3	3	0	0	RE	RE	RE													
Kline, Josh	3	3	0	0	LG	RG	LG													
Lewis, Dion	3	3	0	0	RB	RB	RB													
Martin, Eric	1	0	0	0	sub	PS														
Martin, Keshawn	1	0	0	1	sub	X	sub													
Mason, Shaq	3	1	0	0	sub	LG	sub													
Mayo, Jerod	3	2	0	0	sub	LB	LB													
McCourty, Devin	3	3	0	0	S	S	S													
Ninkovich, Rob	3	3	0	0	LE	LE	LE													
Richards, Jordan	3	0	0	0	sub	sub	sub													
Ryan, Logan	3	1	0	0	sub	sub	RCB													
Sheard, Jabaal	3	0	0	0	sub	sub	sub													
Siliga, Sealver	3	2	0	0	sub	DT	DT													
Slater, Matthew	3	0	0	0	sub	sub	sub													
Solder, Nate	3	3	0	0	LT	LT	LT													
Thornton, Khyri	0	0	0	1	X	PS														
Vollmer, Sebastian	3	3	0	0	RT	RT	RT													
Watson, Dekoda	2	0	0	0	sub	sub	sub													
Wendell, Ryan	0	0	0	3	X	X	X													
White, James	2	0	0	1	sub	X	sub													
Williams, Michael	3	0	0	0	sub	sub	sub													
Wilson, Tavon	1	0	0	2	X	sub	X													
Totals	135	66	4	21																

X - inactive / CAPS - starters / sub - played / dnp - did not play / PS - Practice Squad

KEY:

Not on active roster



NEW ENGLAND PATRIOTS 2015 STATS PACK

GAME-BY-GAME STARTERS

2015 OFFENSIVE STARTERS BY GAME												
Date	Opponent	WR	LT	LG	C	RG	RT	TE	WR	QB	RB	TE
09/10	Pittsburgh	D. Amendola	N. Solder	J. Kline	D. Andrews	T. Jackson	S. Vollmer	R. Gronkowski	J. Edelman	T. Brady	D. Lewis	S. Chandler
09/20	at Buffalo	D. Amendola	N. Solder	S. Mason	D. Andrews	J. Kline	S. Vollmer	R. Gronkowski	J. Edelman	T. Brady	D. Lewis	A. Dobson (WR)
09/27	Jacksonville	D. Amendola	N. Solder	J. Kline	D. Andrews	T. Jackson	S. Vollmer	R. Gronkowski	J. Edelman	T. Brady	D. Lewis	A. Dobson (WR)
10/11	at Indianapolis											
10/18	at Dallas											
10/25	N.Y. Jets											
10/29	Miami											
11/08	Washington											
11/15	at N.Y. Giants											
11/23	Buffalo											
11/29	at Denver											
12/06	Philadelphia											
12/13	at Houston											
12/20	Tennessee											
12/27	at N.Y. Jets											
01/03	at Miami											
2015 DEFENSIVE STARTERS BY GAME												
Date	Opponent	LE	DT	DT	RE	LB	LB	LB	LCB	RCB	S	S
09/10	Pittsburgh	R. Ninkovich	D. Easley	M. Brown	Cha. Jones	J. Collins	D. Hightower	D. Harmon (DB)	M. Butler	T. Brown	D. McCourty	P. Chung
09/20	at Buffalo	R. Ninkovich	A. Branch	S. Siliga	Cha. Jones	J. Collins	D. Hightower	J. Mayo	M. Butler	T. Brown	D. McCourty	P. Chung
09/27	Jacksonville	R. Ninkovich	A. Branch	S. Siliga	Cha. Jones	J. Collins	D. Hightower	J. Mayo	M. Butler	L. Ryan	D. McCourty	P. Chung
10/11	at Indianapolis											
10/18	at Dallas											
10/25	N.Y. Jets											
10/29	Miami											
11/08	Washington											
11/15	at N.Y. Giants											
11/23	Buffalo											
11/29	at Denver											
12/06	Philadelphia											
12/13	at Houston											
12/20	Tennessee											
12/27	at N.Y. Jets											
01/03	at Miami											





2015 NEW ENGLAND PATRIOTS ROSTER

AS OF OCTOBER 6, 2015

ALPHABETICAL ROSTER

#	NAME	POS	HT	WT	BORN	YR	COLLEGE	H.S. HOMETOWN
6	Allen, Ryan	P	6-2	220	2/28/1990	3	Louisiana Tech	Salem, Ore.
80	Amendola, Danny	WR	5-11	190	11/2/1985	7	Texas Tech	The Woodlands, Texas
60	Andrews, David	C	6-3	295	7/10/1992	R	Georgia	Johns Creek, Ga.
29	Blount, LeGarrette	RB	6-0	250	12/5/1986	6	Oregon	Perry, Fla.
38	Bolden, Brandon	RB	5-11	220	1/26/1990	4	Mississippi	Baton Rouge, La.
58	Bostic, Jonathan	LB	6-1	245	5/5/1991	3	Florida	Wellington, Fla.
12	Brady, Tom	QB	6-4	225	8/3/1977	16	Michigan	San Mateo, Calif.
97	Branch, Alan	DL	6-6	350	12/29/1984	9	Michigan	Rio Ranch, N.M.
90	Brown, Malcom	DL	6-2	320	2/2/1994	R	Texas	Brenham, Texas
25	Brown, Tarell	CB	5-11	190	1/6/1985	8	Texas	Mesquite, Texas
21	Butler, Malcolm	CB	5-11	190	3/2/1990	2	West Alabama	Vicksburg, Miss.
61	Cannon, Marcus	OL	6-5	335	5/6/1988	5	Texas Christian	Odessa, Texas
49	Cardona, Joe	LS	6-3	245	4/16/1992	R	Navy	El Cajon, Calif.
88	Chandler, Scott	TE	6-7	260	7/23/1985	8	Iowa	Southlake, Texas
23	Chung, Patrick	S	5-11	215	8/19/1987	7	Oregon	Racho Cucamonga, Calif.
22	Coleman, Justin	DB	5-11	188	3/27/1993	R	Tennessee	Brunswick, Ga.
91	Collins, Jamie	LB	6-3	250	10/20/1989	3	Southern Mississippi	McCall Creek, Miss.
17	Dobson, Aaron	WR	6-3	205	7/23/1991	3	Marshall	Dunbar, W.V.
99	Easley, Dominique	DL	6-2	285	4/28/1992	2	Florida	Staten Island, N.Y.
43	Ebner, Nate	DB	6-0	220	12/14/1988	4	Ohio State	Dublin, Ohio
11	Edelman, Julian	WR	5-10	200	5/22/1986	7	Kent State	Redwood City, Calif.
24	Fletcher, Bradley	CB	6-0	205	6/25/1986	7	Iowa	Youngstown, Ohio
98	Flowers, Trey	DL	6-2	265	8/16/1993	R	Arkansas	Huntsville, Al.
55	Freemy, Jonathan	LB	6-2	255	6/15/1989	4	Rutgers	Coconut Creek, Fla.
10	Garoppolo, Jimmy	QB	6-2	225	11/2/1991	2	Eastern Illinois	Arlington, Ill.
3	Gostkowski, Stephen	K	6-1	215	1/28/1984	10	Memphis	Madison, Miss.
92	Grissom, Geneo	DL	6-4	265	6/4/1992	R	Oklahoma	Hutchinson, Kan.
87	Gronkowski, Rob	TE	6-6	265	5/14/1989	6	Arizona	Pittsburgh, Pa.
30	Harmon, Duron	DB	6-1	205	1/24/1991	3	Rutgers	Magnolia, Del.
72	Hicks, Akiem	DL	6-5	324	11/16/1989	4	Regina	Fair Oaks, Calif.
54	Hightower, Dont'a	LB	6-3	265	3/12/1990	4	Alabama	Lewisburg, Tenn.
63	Jackson, Tre'	G	6-4	320	12/14/1992	R	Florida State	Jesup, Ga.
59	Johnson, Rufus	LB	6-5	280	8/28/1990	1	Tarleton State	Dallas, Texas
95	Jones, Chandler	DE	6-5	265	2/27/1990	4	Syracuse	Endicott, N.Y.
67	Kline, Josh	OL	6-3	300	12/29/1989	3	Kent State	Mason, Ohio
33	Lewis, Dion	RB	5-8	195	9/27/1990	4	Pittsburgh	Blairtown, N.J.
82	Martin, Keshawn	WR	5-11	194	3/15/1990	4	Michigan State	Westland, Mich.
69	Mason, Shaq	OL	6-1	310	8/28/1993	R	Georgia Tech	Columbia, Tenn.
51	Mayo, Jerod	LB	6-1	250	2/23/1986	8	Tennessee	Hampton, Va.
32	McCourtly, Devin	DB	5-10	195	8/13/1987	6	Rutgers	Montvale, N.J.
50	Ninkovich, Rob	DE	6-2	260	2/1/1984	10	Purdue	Blue Island, Ill.
37	Richards, Jordan	DB	5-11	210	1/21/1993	R	Stanford	Folsom, Calif.
26	Ryan, Logan	CB	5-11	195	2/9/1991	3	Rutgers	Voorhees, N.J.
93	Sheard, Jabaal	DL	6-3	260	5/10/1989	5	Pittsburgh	Hollywood, Fla.
96	Siliga, Sealver	DL	6-2	325	4/26/1990	4	Utah	West Jordan, Utah
18	Slater, Matthew	WR	6-0	205	9/9/1985	8	UCLA	Anaheim, Calif.
77	Solder, Nate	T	6-8	325	4/12/1988	5	Colorado	Buena Vista, Colo.
74	Thornton, Khyri	DL	6-3	315	11/21/1989	2	Southern Mississippi	Panama City, Fla.
76	Vollmer, Sebastian	T	6-8	325	7/10/1984	7	Houston	Kaarst, Germany
62	Wendell, Ryan	OL	6-2	300	3/4/1986	7	Fresno State	Pomona, Calif.
28	White, James	RB	5-10	205	2/3/1992	2	Wisconsin	Ft. Lauderdale, Fla.
85	Williams, Michael	TE	6-6	304	9/8/1990	2	Alabama	Reform, Ala.
27	Wilson, Tavon	DB	6-0	215	3/19/1990	4	Illinois	Washington, D.C.

NUMERICAL ROSTER

#	NAME	POS
3	Stephen Gostkowski	K
6	Ryan Allen	P
10	Jimmy Garoppolo	QB
11	Julian Edelman	WR
12	Tom Brady	QB
17	Aaron Dobson	WR
18	Matthew Slater	WR
21	Malcolm Butler	CB
22	Justin Coleman	DB
23	Patrick Chung	S
24	Bradley Fletcher	CB
25	Tarell Brown	CB
26	Logan Ryan	CB
27	Tavon Wilson	DB
28	James White	RB
29	LeGarrette Blount	RB
30	Duron Harmon	DB
32	Devin McCourtly	DB
33	Dion Lewis	RB
37	Jordan Richards	DB
38	Brandon Bolden	RB
43	Nate Ebner	DB
49	Joe Cardona	LS
50	Rob Ninkovich	DE
51	Jerod Mayo	LB
54	Dont'a Hightower	LB
55	Jonathan Freemy	LB
58	Jonathan Bostic	LB
59	Rufus Johnson	LB
60	David Andrews	C
61	Marcus Cannon	OL
62	Ryan Wendell	OL
63	Tre' Jackson	G
67	Josh Kline	OL
69	Shaq Mason	OL
72	Akiem Hicks	DL
74	Khyri Thornton	DL
76	Sebastian Vollmer	T
77	Nate Solder	T
80	Danny Amendola	WR
82	Keshawn Martin	WR
85	Michael Williams	TE
87	Rob Gronkowski	TE
88	Scott Chandler	TE
90	Malcom Brown	DL
91	Jamie Collins	LB
92	Geneo Grissom	DL
93	Jabaal Sheard	DL
95	Chandler Jones	DE
96	Sealver Siliga	DL
97	Alan Branch	DL
98	Trey Flowers	DL
99	Dominique Easley	DL

PRACTICE SQUAD

#	NAME	POS	HT	WT	BORN	YR	COLLEGE	H.S. HOMETOWN
68	Clausell, Blaine	OL	6-6	339	1/31/1992	R	Mississippi State	Mobile, Ala.
44	Cleveland, Asante	TE	6-5	260	3/21/1992	2	Miami (Fla.)	Sacramento, Calif.
31	Dixon, Brandon	DB	5-11	203	4/26/1990	2	Northwest Missouri State	Pompano Beach, Fla.
71	Fleming, Cameron	OL	6-6	320	9/3/1992	2	Stanford	Houston, Texas
48	Fleming, Darius	LB	6-2	250	7/19/1989	4	Notre Dame	Chicago, Ill.
14	Harper, Chris	WR	5-11	185	12/7/1993	R	California	Encino, Calif.
64	Hickey, Sean	OL	6-6	306	9/29/1991	R	Syracuse	Murrysville, Pa.
16	Hill, Austin	WR	6-3	212	7/17/1991	R	Arizona	Corona, Calif.
36	King, Brandon	LB	6-2	220	6/8/1993	R	Auburn	Alabaster, Ala.
45	Martin, Eric	LB	6-2	250	7/21/1991	3	Nebraska	Moreno Valley, Calif.

PRACTICE SQUAD

#	NAME	POS
14	Chris Harper	WR
16	Austin Hill	WR
31	Brandon Dixon	DB
36	Brandon King	LB
44	Asante Cleveland	TE
45	Eric Martin	LB
48	Darius Fleming	LB
64	Sean Hickey	OL
68	Blaine Clausell	OL
71	Cameron Fleming	OL

RESERVE/P.U.P.

#	NAME	POS	HT	WT	BORN	YR	COLLEGE	H.S. HOMETOWN
52	Fletcher, Dane	LB	6-2	245	9/14/1986	6	Montana State	Bozeman, Mont.
94	Jones, Chris	DT	6-1	295	7/12/1990	3	Bowling Green	Brownsville, Ind.
19	LaFell, Brandon	WR	6-3	210	11/4/1986	6	Louisiana State	Houston, Texas

RESERVE/P.U.P.

#	NAME	POS
19	Brandon LaFell	WR
52	Dane Fletcher	LB
94	Chris Jones	DT

RESERVE/INJURED LIST

#	NAME	POS	HT	WT	BORN	YR	COLLEGE	H.S. HOMETOWN
86	Derby, AJ	TE	6-5	255	9/20/1991	R	Arkansas	Iowa City, Iowa
46	Develin, James	FB	6-3	255	7/23/1988	3	Brown	Gilbertsville, Pa.
35	Gaffney, Tyler	RB	6-0	220	4/20/1991	2	Stanford	San Diego, Calif.
13	Gibson, Brandon	WR	6-0	210	8/13/1987	7	Washington State	Puyallup, Wash.
34	Roberts, Darryl	DB	6-0	190	11/26/1990	R	Marshall	Lakeland, Fla.
*66	Stork, Bryan	C	6-4	310	11/15/1990	2	Florida State	Vero Beach, Fla.
84	Tyms, Brian	WR	6-3	205	2/21/1989	3	Florida A&M	Ft. Lauderdale, Fla.

*Designation to return

RESERVE/INJURED LIST

#	NAME	POS
13	Brandon Gibson	WR
34	Darryl Roberts	DB
35	Tyler Gaffney	RB
46	James Develin	FB
84	Brian Tyms	WR
86	AJ Derby	TE
*66	Bryan Stork	C

*Designation to return

HEAD COACH: BILL BELICHICK

ASSISTANTS: Josh Boyer, Cornerbacks; Moses Cabrera, Assistant Strength and Conditioning; Brian Daboll, Tight Ends; Brendan Daly, Defensive Line; Dave DeGuglielmo, Offensive Line; Ivan Fears, Running Backs; Brian Flores, Safeties; Patrick Graham, Linebackers; Joe Judge, Special Teams; Josh McDaniels, Offensive Coordinator/Quarterbacks; Harold Nash, Head Strength and Conditioning; Chad O'Shea, Receivers; Matt Patricia, Defensive Coordinator; Ray Ventrone, Asst. Special Teams.



2015 NUMERICAL ROSTER

October 6, 2015

3	Stephen Gostkowski	K	6-1	215	31	10	Memphis	D4b-06
6	Ryan Allen	P	6-2	220	25	3	Louisiana Tech	FA-13
10	Jimmy Garoppolo	QB	6-2	225	23	2	Eastern Illinois	D2-14
11	Julian Edelman	WR	5-10	200	29	7	Kent State	D7a-09
12	Tom Brady	QB	6-4	225	38	16	Michigan	D6b-00
17	Aaron Dobson	WR	6-3	205	24	3	Marshall	D2b-13
18	Matthew Slater	WR	6-0	205	30	8	UCLA	D5-08
21	Malcolm Butler	CB	5-11	190	25	2	West Alabama	FA-14
22	Justin Coleman	DB	5-11	188	22	R	Tennessee	FA-15
23	Patrick Chung	S	5-11	215	28	7	Oregon	FA-13
24	Bradley Fletcher	CB	6-0	205	29	7	Iowa	UFA(PHI)-15
25	Tarell Brown	CB	5-11	190	30	8	Texas	FA-15
26	Logan Ryan	CB	5-11	195	24	3	Rutgers	D3a-13
27	Tavon Wilson	DB	6-0	215	25	4	Illinois	D2-12
28	James White	RB	5-10	205	23	2	Wisconsin	D4b-14
29	LeGarrette Blount	RB	6-0	250	28	6	Oregon	FA-14
30	Duron Harmon	DB	6-1	205	24	3	Rutgers	D3b-13
32	Devin McCourty	DB	5-10	195	28	6	Rutgers	D1-10
33	Dion Lewis	RB	5-8	195	25	4	Pittsburgh	FA-15
37	Jordan Richards	DB	5-11	210	22	R	Stanford	D2-15
38	Brandon Bolden	RB	5-11	220	25	4	Mississippi	FA-12
43	Nate Ebner	DB	6-0	220	26	4	Ohio State	D6-12
49	Joe Cardona	LS	6-3	245	23	R	Navy	D5-15
50	Rob Ninkovich	DE	6-2	260	31	10	Purdue	FA-09
51	Jerod Mayo	LB	6-1	250	29	8	Tennessee	D1-08
54	Dont'a Hightower	LB	6-3	265	25	4	Alabama	D1b-12
55	Jonathan Freeny	LB	6-2	255	26	4	Rutgers	FA-15
58	Jonathan Bostic	LB	6-1	245	24	3	Florida	TR (CHI)-15
59	Rufus Johnson	LB	6-5	280	25	1	Tarleton State	FA-15
60	David Andrews	C	6-3	295	23	R	Georgia	FA-15
61	Marcus Cannon	OL	6-5	335	27	5	Texas Christian	D5a-11
62	Ryan Wendell	OL	6-2	300	29	7	Fresno State	FA-08
63	Tre' Jackson	G	6-4	320	22	R	Florida State	D4b-15
67	Josh Kline	OL	6-3	300	25	3	Kent State	FA-13
69	Shaq Mason	OL	6-1	310	22	R	Georgia Tech	D4c-15
72	Akiem Hicks	DL	6-5	324	25	4	Regina	TR (NO)-15
74	Thornton, Khyri	DL	6-3	315	25	2	Southern Mississippi	CW(GB)-15
76	Sebastian Vollmer	T	6-8	325	31	7	Houston	D2d-09
77	Nate Solder	T	6-8	325	27	5	Colorado	D1-11
80	Danny Amendola	WR	5-11	190	29	7	Texas Tech	UFA(STL)-13
82	Keshawn Martin	WR	5-11	194	25	4	Michigan State	TR (HOU)-15
85	Michael Williams	TE	6-6	304	25	2	Alabama	TR (DET)-15
87	Rob Gronkowski	TE	6-6	265	26	6	Arizona	D2a-10
88	Scott Chandler	TE	6-7	260	30	8	Iowa	FA-15
90	Malcom Brown	DL	6-2	320	21	R	Texas	D1-15
91	Jamie Collins	LB	6-3	250	25	3	Southern Mississippi	D2a-13
92	Geneo Grissom	DL	6-4	265	23	R	Oklahoma	D3-15
93	Jabaa Sheard	DL	6-3	260	26	5	Pittsburgh	UFA(CLE)-15
95	Chandler Jones	DE	6-5	265	25	4	Syracuse	D1a-12
96	Sealver Siliga	DL	6-2	325	25	4	Utah	FA-13
97	Alan Branch	DL	6-6	350	30	9	Michigan	FA-14
98	Trey Flowers	DL	6-2	265	22	R	Arkansas	D4a-15
99	Dominique Easley	DL	6-2	285	23	2	Florida	D1-14

PRACTICE SQUAD

#	NAME	POS	HT	WT	AGE	YR	COLLEGE	ACQ.
14	Chris Harper	WR	5-11	185	21	R	California	FA-15
16	Austin Hill	WR	6-3	212	24	R	Arizona	FA-15
31	Brandon Dixon	DB	5-11	203	25	2	Northwest Missouri State	FA-15
36	Brandon King	LB	6-2	220	22	R	Auburn	FA-15
44	Asante Cleveland	TE	6-5	260	23	2	Miami (Fla.)	TR (SF)-15
45	Eric Martin	LB	6-2	250	24	3	Nebraska	FA-14
48	Darius Fleming	LB	6-2	250	26	4	Notre Dame	FA-14
64	Sean Hickey	OL	6-6	306	24	R	Syracuse	FA-15
68	Blaine Clausell	OL	6-6	339	23	R	Mississippi State	FA-15
71	Cameron Fleming	OL	6-6	320	23	2	Stanford	D4c-14

RESERVE/P.U.P.

#	NAME	POS	HT	WT	AGE	YR	COLLEGE	(IR date)
19	Brandon LaFell	WR	6-3	210	28	6	Louisiana State	UFA(CAR)-14
52	Dane Fletcher	LB	6-2	245	29	6	Montana State	UFA(TB)-15
94	Chris Jones	DT	6-1	295	25	3	Bowling Green	CW(TB)-13

RESERVE/INJURED LIST

#	NAME	POS	HT	WT	AGE	YR	COLLEGE	(IR date)
13	Brandon Gibson	WR	6-0	210	28	7	Washington State	(8/24/2015)
34	Darryl Roberts	DB	6-0	190	24	R	Marshall	(9/1/2015)
35	Tyler Gaffney	RB	6-0	220	24	2	Stanford	(8/13/2015)
46	James Develin	FB	6-3	255	27	3	Brown	(9/1/2015)
84	Brian Tyms	WR	6-3	205	26	3	Florida A&M	(8/25/2015)
86	AJ Derby	TE	6-5	255	24	R	Arkansas	(8/5/2015)
*66	Bryan Stork	C	6-4	310	24	2	Florida State	(9/9/2015)

* Designation to return



2015 POSITIONAL ROSTER

October 6, 2015

DEFENSE (28)								
#	NAME	POS	HT	WT	BORN	YR	COLLEGE	H.S. HOMETOWN
DEFENSIVE LINE (11)								
97	Branch, Alan	DL	6-6	350	12/29/1984	9	Michigan	Rio Rancho, N.M.
90	Brown, Malcom	DL	6-2	320	2/2/1994	R	Texas	Brenham, Texas
99	Easley, Dominique	DL	6-2	285	4/28/1992	2	Florida	Staten Island, N.Y.
98	Flowers, Trey	DL	6-2	265	8/16/1993	R	Arkansas	Huntsville, Ala.
92	Grissom, Geno	DL	6-4	265	6/4/1992	R	Oklahoma	Hutchinson, Kan.
72	Hicks, Akiem	DL	6-5	324	11/16/1989	4	Regina	Fair Oaks, Calif.
95	Jones, Chandler	DE	6-5	265	2/27/1990	4	Syracuse	Endicott, N.Y.
50	Ninkovich, Rob	DE	6-2	260	2/1/1984	10	Purdue	Blue Island, Ill.
93	Sheard, Jabaa	DL	6-3	260	5/10/1989	5	Pittsburgh	Hollywood, Fla.
96	Siliga, Sealver	DL	6-2	325	4/26/1990	4	Utah	West Jordan, Utah
74	Thornton, Khyri	DL	6-3	315	11/21/1989	2	Southern Mississippi	Panama City, Fla.
LINEBACKER (6)								
58	Bostic, Jonathan	LB	6-1	245	5/5/1991	3	Florida	Wellington, Fla.
91	Collins, Jamie	LB	6-3	250	10/20/1989	3	Southern Mississippi	McCall Creek, Miss.
55	Freeny, Jonathan	LB	6-2	255	6/15/1989	4	Rutgers	Coconut Creek, Fla.
54	Hightower, Dont'a	LB	6-3	265	3/12/1990	4	Alabama	Lewisburg, Tenn.
59	Johnson, Rufus	LB	6-5	280	8/28/2990	1	Tarleton State	Dallas, Texas
51	Mayo, Jerod	LB	6-1	250	2/23/1986	8	Tennessee	Hampton, Va.
DEFENSIVE BACK (11)								
25	Brown, Tarell	CB	5-10	190	1/6/1985	8	Texas	Mesquite, Texas
21	Butler, Malcolm	CB	5-11	190	3/2/1990	2	West Alabama	Vicksburg, Miss.
23	Chung, Patrick	S	5-11	215	8/19/1987	7	Oregon	Rancho Cucamonga, Calif.
22	Coleman, Justin	DB	5-11	188	3/27/1993	R	Tennessee	Brunswick, Ga.
43	Ebner, Nate	DB	6-0	220	12/14/1988	4	Ohio State	Dublin, Ohio
24	Fletcher, Bradley	CB	6-0	205	6/25/1986	7	Iowa	Youngstown, Ohio
30	Harmon, Duron	DB	6-1	205	1/24/1991	3	Rutgers	Magnolia, Del.
32	McCourty, Devin	DB	5-10	195	8/13/1987	6	Rutgers	Montvale, N.J.
37	Richards, Jordan	DB	5-11	210	1/21/1993	R	Stanford	Folsom, Calif.
26	Ryan, Logan	CB	5-11	195	2/9/1991	3	Rutgers	Voorhees, N.J.
27	Wilson, Tavon	DB	6-0	215	3/19/1990	4	Illinois	Washington, D.C.
OFFENSE (22)								
#	NAME	POS	HT	WT	BORN	YR	COLLEGE	H.S. HOMETOWN
OFFENSIVE LINE (8)								
60	Andrews, David	C	6-3	295	7/10/1992	R	Georgia	Johns Creek, Ga.
61	Cannon, Marcus	OL	6-5	335	5/6/1988	5	Texas Christian	Odessa, Texas
63	Jackson, Tre'	G	6-4	320	12/14/1992	R	Florida State	Jesup, Ga.
67	Kline, Josh	OL	6-3	300	12/29/1989	3	Kent State	Mason, Ohio
69	Mason, Shaq	OL	6-1	310	8/28/1993	R	Georgia Tech	Columbia, Tenn.
77	Solder, Nate	T	6-8	325	4/12/1988	5	Colorado	Buena Vista, Co.
76	Vollmer, Sebastian	T	6-8	325	7/10/1984	7	Houston	Kaarst, Germany
62	Wendell, Ryan	OL	6-2	300	3/4/1986	7	Fresno State	Pomona, Calif.
QUARTERBACK (2)								
12	Brady, Tom	QB	6-4	225	8/3/1977	16	Michigan	San Mateo, Calif.
10	Garoppolo, Jimmy	QB	6-2	225	11/2/1991	2	Eastern Illinois	Arlington Heights, Ill.
WIDE RECEIVER (5)								
80	Amendola, Danny	WR	5-11	190	11/2/1985	7	Texas Tech	The Woodlands, Texas
17	Dobson, Aaron	WR	6-3	205	7/23/1991	3	Marshall	Dunbar, W.V.
11	Edelman, Julian	WR	5-10	200	5/22/1986	7	Kent State	Redwood City, Calif.
82	Martin, Keshawn	WR	5-11	194	3/15/1990	4	Michigan State	Westland, Mich.
18	Slater, Matthew	WR	6-0	205	9/9/1985	8	UCLA	Anaheim, Calif.
RUNNING BACK (4)								
29	Blount, LeGarrette	RB	6-0	250	12/5/1986	6	Oregon	Perry, Fla.
38	Bolden, Brandon	RB	5-11	220	1/26/1990	4	Mississippi	Baton Rouge, La.
33	Lewis, Dion	RB	5-8	195	9/27/1990	4	Pittsburgh	Blairstown, N.J.
28	White, James	RB	5-10	205	2/3/1992	2	Wisconsin	Ft. Lauderdale, Fla.
TIGHT END (3)								
88	Chandler, Scott	TE	6-7	260	7/23/1985	8	Iowa	Southlake, Texas
87	Gronkowski, Rob	TE	6-6	265	5/14/1989	6	Arizona	Pittsburgh, Pa.
85	Williams, Michael	TE	6-6	304	9/8/1990	2	Alabama	Reform, Ala.
SPECIALISTS (3)								
#	NAME	POS	HT	WT	BORN	YR	COLLEGE	H.S. HOMETOWN
SPECIALISTS (3)								
6	Allen, Ryan	P	6-2	220	2/28/1990	3	Louisiana Tech	Salem, Ore.
49	Cardona, Joe	LS	6-3	245	4/16/1992	R	Navy	El Cajon, Calif.
3	Gostkowski, Stephen	K	6-1	215	1/28/1984	10	Memphis	Madison, Miss.
RESERVE/P.U.P. (3)								
#	NAME	POS	HT	WT	BORN	YR	COLLEGE	H.S. HOMETOWN
RESERVE/P.U.P. (3)								
52	Fletcher, Dane	LB	6-2	245	9/14/1986	6	Montana State	Bozeman, Mont.
94	Jones, Chris	DT	6-1	295	7/12/1990	3	Bowling Green	Brownsburg, Ind.
19	LaFell, Brandon	WR	6-3	210	11/4/1986	6	Louisiana State	Houston, Texas
RESERVE/INJURED (7)								
#	NAME	POS	HT	WT	BORN	YR	COLLEGE	H.S. HOMETOWN
RESERVE/INJURED (7)								
86	Derby, AJ	TE	6-5	255	9/20/1991	R	Arkansas	Iowa City, Iowa
46	Develin, James	FB	6-3	255	7/23/1988	3	Brown	Gilbertsville, Pa.
36	Gaffney, Tyler	RB	6-0	220	4/20/1991	2	Stanford	San Diego, Calif.
13	Gibson, Brandon	WR	6-0	210	8/13/1987	7	Washington State	Puyallup, Wash.
28	Roberts, Darryl	DB	6-0	190	11/26/1990	R	Marshall	Lakeland, Fla.
*66	Stork, Bryan	C	6-4	310	11/15/1990	2	Florida State	Vero Beach, Fla.
84	Tyms, Brian	WR	6-3	205	2/21/1989	3	Florida A&M	Ft. Lauderdale, Fla.

* Designation to return



HOW THE PATRIOTS WERE BUILT

UPDATED: October 6, 2015

YEAR	DRAFTED (28)	VETERAN FREE AGENTS (12)	WAIVERS (1) / TRADES (4)	ROOKIE AND FIRST-YEAR FREE AGENTS (8)
2000	Tom Brady (6b)			
2006	Stephen Gostkowski (4b)			
2008	Jerod Mayo (1) Matthew Slater (5)			Ryan Wendell (fa)
2009	Sebastian Vollmer (2d) Julian Edelman (7a)	Rob Ninkovich (5) (NO)		
2010	Devin McCourty (1) Rob Gronkowski (2a)			
2011	Nate Solder (1) Marcus Cannon (5a)			
2012	Chandler Jones (1a) Dont'a Hightower (1b) Tavon Wilson (2) Nate Ebner (6)			Brandon Bolden (fa)
2013	Jamie Collins (2a) Aaron Dobson (2b) Logan Ryan (3a) Duron Harmon (3b)	Danny Amendola (fa) (DAL) Sealver Siliga (fa) (SF)		Ryan Allen (fa) Josh Kline (fa)
2014	Dominique Easley (1) Jimmy Garoppolo (2) James White (4b)	LeGarrette Blount (fa) (TEN) Alan Branch (2) (ARI) Patrick Chung (2) (NE)		Malcolm Butler (fa)
2015	Malcom Brown (1) Jordan Richards (2) Geneo Grissom (3) Trey Flowers (4a) Tre' Jackson (4b) Shaq Mason (4c) Joe Cardona (5)	Tarell Brown (5) (SF) Scott Chandler (4) (SD) Bradley Fletcher (3) (STL) Jonathan Freeny (fa) (MIA) Dion Lewis (5) (PHI) Jabaal Sheard (2) (CLE)	Jonathan Bostic (2) (tr-CHI) Akiem Hicks (3) (tr-NO) Keshawn Martin (4) (tr-HOU) Michael Williams (7) (tr-DET) Khyri Thornton (3) CW (GB)	David Andrews (fa) Justin Coleman (fa) (MIN) Rufus Johnson (6) (NO)

NOTE: Team in parenthesis is the player's prior team
(#) – indicates round drafted
(fa) – indicates non-drafted free agents

Reserve/Injured (7)

AJ Derby (6b) - 2015
James Develin (fa) (CIN)
Tyler Gaffney (6) CW (CAR)
Brandon Gibson (6) (PHI)
Darryl Roberts (7a)
*Bryan Stork (4a)
Brian Tyms (fa) (SF)
*Designation to return

Reserve/P.U.P (3)

Dane Fletcher (fa) (NE)
Chris Jones (6) (HOU) CW (TB)
Brandon LaFell (3) (CAR)



2015 TRANSACTIONS

UPDATED: OCTOBER 6, 2015

JANUARY, 2015

3/5/2015	Barker, Chris	Signed to a future contract
3/5/2015	Bequette, Jake	Signed to a future contract
3/5/2015	Green, Justin	Signed to a future contract
3/5/2015	Gilbert, Garrett	Signed to a future contract
3/5/2015	Hauptmann, Caylin	Signed to a future contract
3/5/2015	Johnson, Antonio	Signed to a future contract
3/5/2016	Johnson, Rufus	Signed to a future contract
3/5/2015	Krause, Jonathan	Signed to a future contract
3/5/2015	Lewis, Dion	Signed to a future contract
3/5/2015	Martin, Eric	Signed to a future contract
3/5/2015	Skinner, Deontae	Signed to a future contract
3/5/2015	Swanson, Daxton	Signed to a future contract

MARCH, 2015

3/2/2015	Gostkowski, Stephen	Designated Franchise Player
3/6/2015	Ott, Tyler	Signed
3/11/2015	Tyms, Brian	Re-signed
3/11/2015	Dorsey, Kevin	Signed
3/11/2015	Gibson, Brandon	Signed
3/12/2015	Chekwa, Chimdi	Signed
3/12/2015	Freely, Jonathan	Signed
3/12/2015	Sheard, Jabaal	Signed
3/13/2015	White, Chris	Re-signed

APRIL, 2015

4/30/2015	Brown, Malcom	Drafted
-----------	---------------	---------

MAY, 2015

5/1/2015	Richards, Jordan	Drafted
5/1/2015	Grissom, Geneo	Drafted
5/2/2015	Flowers, Trey	Drafted
5/2/2015	Jackson, Tre'	Drafted
5/2/2015	Mason, Shaq	Drafted
5/2/2015	Cardona, Joe	Drafted
5/2/2015	Wells, Matthew	Drafted
5/2/2015	Derby, AJ	Drafted
5/2/2015	Roberts, Darryl	Drafted
5/2/2015	Dickson, Xzavier	Drafted
5/5/2015	Dennard, Alfonzo	Released
5/5/2015	Ott, Tyler	Released
5/5/2015	Skinner, Deontae	Released
5/7/2015	Buchanan, Michael	Released
5/7/2015	Dorsey, Kevin	Released
5/8/2015	Derby, AJ	Signed/Draft Choice
5/8/2015	Dickson, Xzavier	Signed/Draft Choice
5/8/2015	Flowers, Trey	Signed/Draft Choice
5/8/2015	Jackson, Tre'	Signed/Draft Choice
5/8/2015	Mason, Shaq	Signed/Draft Choice
5/8/2015	Richards, Jordan	Signed/Draft Choice
5/8/2015	Roberts, Darryl	Signed/Draft Choice
5/8/2015	Wells, Matthew	Signed/Draft Choice
5/8/2015	Andrews, David	Signed
5/8/2015	Gardner, Devin	Signed
5/8/2015	Harper, Chris	Signed
5/8/2015	Jean, Jimmy	Signed
5/8/2015	King, Brandon	Signed
5/8/2015	Patterson, Eric	Signed
5/8/2015	Taylor, Vince	Signed
5/9/2015	Grissom, Geneo	Signed/Draft Choice
5/11/2015	Arrington, Kyle	Released
5/11/2015	Davis, Fred	Signed
5/11/2015	Hughes, Kevin	Signed
5/12/2015	Watson, Dekoda	Signed
5/18/2015	Spikes, Brandon	Signed
5/18/2015	Chekwa, Chimidi	Released
5/18/2015	Gardner, Devin	Released
5/18/2015	Gordon, Cam	Released
5/26/2015	Fletcher, Dane	Signed
5/26/2015	D'Orazio, Zach	Signed

JUNE, 2015

6/4/2014	Cardona, Joe	Signed/Draft Choice
6/8/2015	Spikes, Brandon	Released
6/8/2015	Cox, Derek	Signed
6/9/2015	Patterson, Eric	Released
6/11/2015	Lynch, D.J.	Signed
6/11/2015	Mundine, Jimmay	Signed
6/11/2015	Stokes, Logan	Signed
6/11/2015	Gilbert, Garrett	Released
6/11/2015	D'Orazio, Zach	Released
6/11/2015	Wright, Tim	Released
6/12/2015	Flynn, Matt	Signed

JUNE, 2015

6/18/2015	Stokes, Logan	Released
6/19/2015	Brown, Malcom	Signed/Draft Choice
6/19/2015	Davis, Fred	Released

JULY, 2015

7/23/2015	D'Orazio, Zach	Signed
7/27/2015	Brown, Tarell	Signed

AUGUST, 2015

8/1/2015	Cox, Derek	Released
8/1/2015	Green, Justin	Released
8/1/2015	Lynch, DJ	Released
8/3/2015	Gunn, Harland	Claimed off Waivers (ATL)
8/3/2015	Hughes, Kevin	Released
8/3/2015	Taylor, Vince	Released
8/4/2015	Fort, L.J.	Signed
8/4/2015	Gordon, Cameron	Signed
8/4/2015	Kettani, Eric	Signed
8/4/2015	Pataial'i, A.J.	Signed
8/5/2015	Derby, AJ	Placed on Reserve/Injured
8/6/2015	Asper, Mark	Signed
8/6/2015	Brodine, Mason	Signed
8/6/2015	Gunn, Harland	Released
8/10/2015	Creedy, Tony	Signed
8/10/2015	Lindley, Ryan	Signed
8/10/2015	Stokes, Logan	Signed
8/10/2015	Brodine, Mason	Released
8/10/2015	Flynn, Matt	Released
8/10/2015	White, Chris	Released
8/11/2015	Groy, Ryan	Acquired Via Trade (CHI)
8/11/2015	Wells, Matthew	Traded to Chicago
8/13/2015	Gaffney, Tyler	Placed on Reserve/Injured
8/14/2015	Walker, Casey	Signed
8/18/2015	Cleveland, Asante	Acquired Via Trade (SF)
8/18/2015	Devey, Jordan	Traded to San Francisco
8/18/2015	Fort, L.J.	Released
8/18/2015	Martin, Chris	Claimed off Waivers (MIA)
8/18/2015	Stokes, Logan	Released
8/24/2015	Lynch, D.J.	Signed
8/24/2015	Gibson, Brandon	Placed on Reserve/Injured
8/25/2015	Wayne, Reggie	Signed
8/25/2015	Kettani, Eric	Released
8/25/2015	Tyms, Brian	Placed on Reserve/Injured
8/26/2015	Williams, Michael	Acquired via Trade (DET)
8/26/2015	Jean, Jimmy	Released
8/27/2015	Asper, Mark	Released
8/27/2015	Gordon, Cameron	Released
8/27/2015	Johnson, Antonio	Released
8/28/2015	Bequette, Jake	Placed on Reserve/Injured
8/31/2015	Boyce, Josh	Released
8/31/2015	Krause, Jonathan	Released
8/31/2015	Mundine, Jimmay	Released
8/31/2015	Vellano, Joe	Released
8/31/2015	Watson, Dekoda	Released

SEPTEMBER, 2015

9/1/2015	Saunders, Jalen	Acquired via Trade (NO)
9/1/2015	Daniels, DaVaris	Claimed off Waivers (MIN)
9/1/2015	Fletcher, Dane	Placed on Reserve/P.U.P.
9/1/2015	Jones, Chris	Placed on Reserve/P.U.P.
9/1/2015	Develin, James	Placed on Reserve/Injured
9/1/2015	Roberts, Darryl	Placed on Reserve/Injured
9/1/2015	Barker, Chris	Released
9/1/2015	Lynch, D.J.	Released
9/4/2015	Coleman, Justin	Signed
9/4/2015	Bequette, Jake	Released from Reserve/Injured
9/4/2015	Creedy, Tony	Released
9/4/2015	D'Orazio, Zach	Released
9/4/2015	Daniels, DaVaris	Released
9/4/2015	Groy, Ryan	Released
9/4/2015	Hauptmann, Caylin	Released
9/4/2015	Lindley, Ryan	Released
9/4/2015	Martin, Chris	Released
9/4/2015	Morris, James	Released
9/4/2015	Pataial'i, A.J.	Released
9/4/2015	Walker, Casey	Released
9/5/2015	Cleveland, Asante	Released
9/5/2015	Coleman, Justin	Released
9/5/2015	Dickson, Xzavier	Released
9/5/2015	Fleming, Darius	Released
9/5/2015	Gray, Jonas	Released
9/5/2015	King, Brandon	Released
9/5/2015	McClain, Robert	Released
9/5/2015	Moore, Zach	Released



2015 TRANSACTIONS

SEPTEMBER, 2015 (continued)

9/5/2015	Saunders, Jalen	Released
9/5/2015	Swanson, Daxton	Released
9/5/2015	Wayne, Reggie	Released
9/5/2015	LaFell, Brandon	Placed on Reserve/P.U.P.
9/6/2015	Thornton, Khyri	Claimed off Waivers (GB)
9/6/2015	Fleming, Cameron	Released
9/7/2015	Barker, Chris	Signed to the practice squad
9/7/2015	Clausell, Blaine	Signed to the practice squad
9/7/2015	Cleveland, Asante	Signed to the practice squad
9/7/2015	Dickson, Xzavier	Signed to the practice squad
9/7/2015	Fleming,, Darius	Signed to the practice squad
9/7/2015	King, Brandon	Signed to the practice squad
9/7/2015	Palmer, Nathan	Signed to the practice squad
9/7/2015	Staten, Jimmy	Signed to the practice squad
9/7/2015	Swanson, Daxton	Signed to the practice squad
9/7/2015	Thompkins, Kenbrell	Signed to the practice squad
9/8/2015	Fleming, Cameron	Signed to the practice squad
9/8/2015	Dickson, Xzavier	Released from the practice squad
9/9/2015	Coleman, Justin	Signed off Seattle practice squad
9/9/2015	Stork, Bryan	Placed on Reserve/Injured (designated to return)
9/9/2015	Singleton, Alex	Signed to the practice squad
9/9/2015	Barker, Chris	Released from the practice squad
9/12/2015	Martin, Eric	Released
9/15/2015	Harper, Chris	Released
9/16/2015	Watson, Dekoda	Signed
9/16/2015	Martin, Eric	Signed to the practice squad
9/16/2015	Singleton, Alex	Released from the practice squad
9/16/2015	Staten, Jimmy	Released from the practice squad
9/17/2015	Martin, Keshawn	Acquired via Trade (HOU)
9/17/2015	Thornton, Khyri	Released
9/17/2015	Harper, Chris	Signed to the practice squad
9/18/2015	Staten, Jimmy	Signed to the practice squad
9/18/2015	Palmer, Nathan	Released from the practice squad
9/19/2015	Barker, Chris	Signed to the practice squad
9/19/2015	Thornton, Khyri	Signed to the practice squad
9/19/2015	Staten, Jimmy	Released from the practice squad
9/19/2015	Swanson, Daxton	Released from the practice squad
9/25/2015	Vellano, Joe	Signed to the practice squad
9/25/2015	Martin, Eric	Released from the practice squad
9/29/2015	Bostic, Jonathan	Acquired via Trade (CHI)
9/29/2015	Cadet, Travaris	Released
9/30/2015	Watson, Dekoda	Released
9/30/2015	Barker, Chris	Released from the practice squad
9/30/2015	Thompkins, Kenbrell	Released from the practice squad
9/30/2015	Vellano, Joe	Released from the practice squad

OCTOBER, 2015

10/1/2015	Hicks, Akiem	Acquired via Trade (NO)
10/1/2015	Hoomanawanui, M.	Traded to New Orleans
10/1/2015	Thornton, Khyri	Signed from the practice squad
10/1/2015	Dixon, Brandon	Signed to the practice squad
10/1/2015	Hickey, Sean	Signed to the practice squad
10/1/2015	Hill, Austin	Signed to the practice squad
10/1/2015	Martin, Eric	Signed to the practice squad



UNOFFICIAL DEPTH CHART

Unofficial depth chart compiled by Patriots media relations

OFFENSE

WR: 80 Danny Amendola	18 Matthew Slater	82 Keshawn Martin
LT: 77 Nate Solder	61 Marcus Cannon	
LG: 67 Josh Kline	<u>69 Shaq Mason</u>	
C: <u>60 David Andrews</u>	62 Ryan Wendell	
RG: 62 Ryan Wendell	67 Josh Kline	<u>63 Tre' Jackson</u>
RT: 76 Sebastian Vollmer	61 Marcus Cannon	
TE: 87 Rob Gronkowski	88 Scott Chandler	85 Michael Williams
WR: 11 Julian Edelman	17 Aaron Dobson	
QB: 12 Tom Brady	10 Jimmy Garoppolo	
RB: 29 LeGarrette Blount	28 James White	
RB: 33 Dion Lewis	38 Brandon Bolden	

DEFENSE

LE: 50 Rob Ninkovich	72 Akiem Hicks	<u>92 Geneo Grissom</u>
DT: 97 Alan Branch	99 Dominique Easley	74 Khyri Thornton
DT: 96 Sealver Siliga	<u>90 Malcom Brown</u>	
RE: 95 Chandler Jones	93 Jabaal Sheard	<u>98 Trey Flowers</u>
LB: 91 Jamie Collins	58 Jonathan Bostic	
LB: 51 Jerod Mayo	55 Jonathan Freeny	
LB: 54 Dont'a Hightower	59 Rufus Johnson	
RCB: 25 Tarell Brown	26 Logan Ryan	<u>22 Justin Coleman</u>
LCB: 21 Malcolm Butler	24 Bradley Fletcher	
S: 23 Patrick Chung	30 Duron Harmon	<u>37 Jordan Richards</u>
S: 32 Devin McCourty	27 Tavon Wilson	43 Nate Ebner

SPECIAL TEAMS

K: 3 Stephen Gostkowski		
P: 6 Ryan Allen		
H: 6 Ryan Allen		
PR: 11 Julian Edelman	80 Danny Amendola	
KR: 80 Danny Amendola	33 Dion Lewis	82 Keshawn Martin
LS: <u>49 Joe Cardona</u>		

PRONUNCIATION GUIDE

Danny Amendola	am-men-DOLE-uh	Jerod Mayo	je-ROD
LeGarrette Blount	LUH-gare-et BLUNT	Jabaal Sheard	juh-BALL SHEERD
Tarell Brown	tuh-RELL	Sealver Siliga	SIL-ver SEE-ling-gah
Dominique Easley	DAW-min-eeek	Nate Solder	SOLD-er
Stephen Gostkowski	gost-COW-ski	Ryan Wendell	when-DELL
Geneo Grissom	GEE-no	Tavon Wilson	TAY-von
Dont'a Hightower	don-TAY		



PATRIOTS

vs. Cowboys

SERIES HISTORY



The New England Patriots and Dallas Cowboys will meet for the 12th time in team history and the first since the Patriots beat Dallas, 20-16 on Oct. 16, 2011 at Gillette Stadium. The Patriots will travel to Dallas for the first time since 2007 and make their first ever visit to AT&T Stadium, which opened in 2009.

The Cowboys hold a 7-4 series lead, including 3-3 in Foxborough and 4-1 in Dallas.

The Cowboys won the first seven games of the series from 1971-1996, but the Patriots have claimed victories in the last four games. The Patriots first win against Dallas was a 13-6 decision at Foxboro Stadium on Dec. 5, 1999. The series dates back to 1971, when the Cowboys beat the Patriots in the first game ever played at Texas Stadium in Irving, Texas.

REGULAR SEASON - COWBOYS 7, PATRIOTS 4

Date	Result	Score	H/A	Stadium
10/24/71	L	21-44	A	Texas Stadium
11/16/75	L	31-34	H	Schaefer Stadium
12/03/78	L	10-17	A	Texas Stadium
09/21/81	L	21-35	H	Schaefer Stadium
11/22/84	L	17-20	A	Texas Stadium
11/15/87	L (OT)	17-23	H	Sullivan Stadium
12/15/96	L	6-12	A	Texas Stadium
12/05/99	W	13-6	H	Foxboro Stadium
11/16/03	W	12-0	H	Gillette Stadium
10/14/07	W	48-27	A	Texas Stadium
10/16/11	W	20-16	H	Gillette Stadium

SERIES BREAKDOWN

SERIES TRENDS

Overall Record	4-7
Record in New England	3-3
Record in Foxboro Stadium	1-3
Record in Gillette Stadium	2-0
Record in Dallas	1-4
Bill Belichick vs. Dallas	4-1 (3-0 with New England)
Jason Garrett vs. New England	0-1

PASSING PERFORMANCES

Tom Brady is scheduled to start at quarterback against Dallas for the fourth time in his career. He has a 3-0 record against the Cowboys.

TOM BRADY VS. DALLAS COWBOYS (3-0)

Date	H/A	A	C	Yd	%	TD	I	Rating	W/L	Score
11/16/03	H	34	15	212	.441	0	0	64.8	W	12-0
10/14/07	A	46	31	388	.674	5	0	129.6	W	48-27
10/16/11	H	41	27	289	.659	2	2	82.3	W	20-16
Totals		121	73	889	.603	7	2	95.4		3-0

TALE OF THE TAPE

2015 Regular Season	New England	Dallas
Record	3-0	2-2
Divisional Standings	1st	1stT
Total Yards Gained	1,339	1,477
Total Offense (Rank)	446.3 (1)	369.3 (11)
Rush Offense	87.0 (27)	107.8 (16)
Pass Offense	359.3 (1)	261.5 (8)
Points Per Game	39.7 (1)	23.8 (15t)
Touchdowns Scored	14	11
Third Down Conversion Pct.	60.0	34.1
Team Passer Rating	119.6	103.3
Total Yards Allowed	1,106	1,391
Total Defense (Rank)	368.7 (20)	347.8 (14)
Rush Defense	117.0 (23)	91.8 (9)
Pass Defense	251.7 (18)	256.0 (19)
Points Allowed/Game	23.3 (17)	25.3 (19t)
Touchdowns Allowed	9	11
Third Down Defense (Pct.)	42.5	44.2
Field Goals Made/Attempted	14/14	6/6
Possession Avg.	30:51	33:09
Sacks Allowed/Yards Lost	6/34	8/56
Sacks Made/Yards	13/80	6/37
Passing TD/Int. (Off.)	9/0	5/3
Passing TD/Int. (Def.)	6/5	5/2
Penalties Against/Yards	22/213	32/238
Punts/Avg.	5/49.0	17/46.5
Takeaway/Giveaway Ratio	+3 (9t)	-3 (22t)

LAST MEETING: PATRIOTS 20, DALLAS 16

October 16, 2011 ★ Gillette Stadium

	1	2	3	4	Final
Dallas	3	7	3	3	— 16
New England Patriots	3	10	0	7	— 20

The New England Patriots offense and defense came up big just in time to pull out a 20-16 come-from-behind victory over the visiting Dallas Cowboys to improve to a 5-1 record.

The Patriots faced a 16-13 deficit and Dallas had the ball with 3:36 left in the game, before New England's offense and defense came through for an exciting fourth-quarter comeback. First, New England's defense forced a Dallas three-and-out to give the Patriots the ball back with 2:31 left in the game. Then, after a Dallas punt, the Patriots offense drove 80 yards in 10 plays to take a 20-16 lead on an 8-yard touchdown pass from Tom Brady to Aaron Hernandez with 22 seconds left in the game. Brady was 8-of-9 for 78 yards on the game-winning drive.

The Patriots won despite two interceptions and their first two lost fumbles of the season. Despite the turnovers, Brady still finished with 27 completions on 41 attempts for 289 yards and two touchdowns. Hernandez caught eight passes for 68 yards, while Rob Gronkowski caught seven passes for 74 yards.

The win was the 31st straight home win by Brady and the 20th straight regular season home win for the Patriots.

CB Kyle Arrington helped set up the Patriots first points when he intercepted a QB Tony Romo pass at the Dallas 43-yard line to end the Cowboys' first offensive drive. That helped set up a 31-yard field goal by K Stephen Gostkowski. The Cowboys tied the game on a 48-yard field goal after CB Terrence Newman intercepted Brady at the New England 23-yard line. New England fumbled on the ensuing kickoff, but Dallas gave the ball right back to the Patriots after Vince Wilfork forced a fumble that was recovered by Gerard Warren. The Patriots responded with an 11-play, 72-yard drive that resulted in a 26-yard field goal for a 6-3 second quarter lead.



PATRIOTS

vs. Cowboys

PATRIOTS VS. NFC

The Patriots have been successful against NFC teams in recent seasons, compiling a 45-11 (.803) regular-season record against the conference since 2001. Including the postseason, the Patriots are 49-13 (.790) against the NFC with a 4-2 Super Bowl record since 2001.

The Patriots were 3-1 against the NFC last season, beating Chicago (51-23) and Detroit (34-9) at home and Minnesota on the road (30-7) before losing at Green Bay (21-26).

The Patriots are 10-2 against the NFC East in the regular season since realignment in 2002. The Patriots only losses were a 20-17 defeat at Washington in 2003 and a 24-20 loss at home against the New York Giants. The Patriots have squared off against the NFC East in three seasons, finishing 3-1 in 2003, 4-0 in 2007 and 3-1 in 2011.

In addition to this week's game against Dallas, the Patriots will host the Washington Redskins on Nov. 8, travel to the New York Giants on Nov. 15 and host the Philadelphia Eagles on Dec. 6.

PATRIOTS WICKED GOOD IN OCTOBER

The Patriots are an NFL-best 45-16 in the month of October since the 2000 season. The Patriots are 27-4 (.871) at home during that time in October and 18-12 on the road.

MOST WINS IN OCTOBER SINCE 2000

Team	W	L	T	Pct.
New England Patriots	45	16	0	.738
Pittsburgh Steelers	42	17	0	.712
New York Giants	40	19	0	.678
Indianapolis Colts	38	19	0	.667
New Orleans Saints	38	23	0	.623
Green Bay Packers	36	21	0	.632

CONNECTIONS

NEW ENGLAND TIES

★ Cowboys **CB Byron Jones** attended St Paul Catholic HS in Bristol, Conn., where he was a two-sport athlete in football and track and field. He later attended Connecticut from 2011-14, where he recorded 223 total tackles, eight interceptions and two touchdowns.

★ Cowboys **offensive assistant Marc Colombo** hails from Bridgewater, Mass., and played on the offensive line for four years at Boston College, where he earned All-Big East conference honors as a senior in 2001 playing both tackle positions for an offense that produced 4,361 yards and ranked in the top-20 nationally in rushing.

★ Cowboys **G Mackenzy Bernadeau** attended Waltham High School, before moving on to Bentley University in his hometown of Waltham, Mass., where he started 37 games before suffering a knee injury in the sixth game of his senior season. He is the second Bentley player to ever be drafted and the only one to make an NFL roster.

★ Cowboys **strength and conditioning coach Mike Woicik** graduated from Westwood High School in Westwood, Mass., before attending Boston College where he earned a bachelor's degree in history. He continued his education at Springfield (Mass.) College where he earned his master's in physical education.

DALLAS TIES

★ Patriots **CB Tarell Brown** attended North Mesquite (Texas) HS, 20 minutes east of Dallas, where he was a three-year starter at CB and two-year starter at RB, rushing for 3,011 yards and 42 TDs in his final two seasons. Later, Brown attended Texas, where he finished his career with 169 tackles, three interceptions, one sack, one fumble recovery, two forced fumbles and 20 passes defended. Also amassed 315 yards on 17 kickoff returns. As part of Texas' 2005-06 National Championship Team his senior year, Brown did not allow any TD catches and his main pass coverage assignments had just three catches for over 20 yards during his 11 starts.

CONNECTIONS (CONT'D)

★ Patriots **TE Scott Chandler** was an all-district and honorable mention and all-state as a senior at Southlake Carroll HS, 30 miles southeast of Dallas. Chandler helped his team to a 16-0 record and the Class 5A Division II state title by catching 68 passes for 1,203 yards and 18 touchdowns as a senior.

★ Patriots **LB Rufus Johnson** played in 20 games with 19 starts in two seasons (2011-12) at Tarleton State, just under two hours outside of Dallas. Johnson finished his career with 96 tackles, 33 tackles for loss, 15½ sacks, three passes defended and one forced fumble.

★ Patriots **DL Malcom Brown** started 26-of-39 games over his three-year career at Texas and finished with 165 tackles, 8½ sacks, 29 tackles for loss, two forced fumbles, two fumble recoveries and six passes defended. As a junior in 2014, Brown was a consensus first-team Big-12 and All America selection.

★ Patriots **OL Marcus Cannon** appeared in 49 games at Texas Christian, starting the final 36 contests that he appeared in – 24 at right offensive tackle and 12 on the left side.

FORMER COWBOYS

★ In 2009, Patriots **TE Scott Chandler** began the year with Dallas before being released at the end of training camp. He spent the majority of the 2009 season on the Cowboys practice squad.

FORMER PATRIOTS

★ Cowboys **secondary coach Jerome Henderson** was selected by the Patriots in the second round of the 1991 NFL Draft. He played for four seasons (1991-93, 1996) as a defensive back for the Patriots, including Super Bowl XXXI.

- Cowboys **QB Matt Cassel** began his NFL career with the Patriots in 2005. During his final season with the Patriots in 2008, Cassel took over for the injured Tom Brady and led the team to an 11-5 record.

★ Cowboys **strength and conditioning coach Mike Woicik** served as strength and conditioning coach for the Patriots from 2000-2010, where he helped the Patriots to three Super Bowl championships.

FORMER NFL TEAMMATES

★ Patriots **WR Keshawn Martin** and Cowboys **FB Tyler Clutts** were offensive teammates with the Texans in 2012.

★ Patriots **LB Jon Bostic** and Cowboys **S Danny McCray** were defensive teammates with the Bears in 2014.

★ Patriots **DT Akiem Hicks** and Cowboys **CB Corey White** were defensive teammates for the Saints for three seasons (2012-14).

★ In 2009, Cowboys **safeties coach Joe Baker** and **assistant head coach/special teams coordinator Rich Bisaccia** worked with Patriots **pro scout Steve Cargile**, when both coaches held their respective roles for Tampa Bay where Cargile played safety.

★ From 2009-11, Cowboys **secondary coach Jerome Henderson** tutored Patriots **special teams assistant Ray Ventrone** when Henderson tutored the Browns defensive backs and Ventrone played safety. Cowboys **defensive ends coach Ben Bloom** and **linebackers coach Matt Eberflus** also worked on the Browns defensive staff in 2010.

★ Cowboys **offensive assistant Marc Colombo** started all 16 games at tackle for the Dolphins in 2011, where he was tutored by Patriots **offensive line coach Dave DeGuglielmo** who served in the same capacity for the Dolphins and Patriots **tight ends coach Brian Daboll** who held the role of offensive coordinator for Miami.

FORMER COLLEGE TEAMMATES

★ Cowboys **C Travis Frederick** (2009-12) blocked for Patriots **RB James White** (2010-13) when they were offensive teammates at Wisconsin.

★ **Tommy West**, the father of Cowboys defensive assistant Turner West, was the head coach of Memphis for nine years and tutored Patriots **K Stephen Gostkowski** when he attended the school.



PATRIOTS

Last Game

PATRIOTS 51, JACKSONVILLE 17

September 27, 2015 ★ Gillette Stadium

	1	2	3	4	Final
Jacksonville Jaguars	0	3	7	7	— 17
New England Patriots	10	10	17	14	— 51

Quarterback Tom Brady and K Stephen Gostkowski achieved major career milestones in the New England Patriots 51-17 victory over the Jacksonville Jaguars at Gillette Stadium. It was the most points ever given up in a game by Jacksonville. The Patriots improved to a 3-0 record for the ninth time in team history and for the fifth time under Bill Belichick.

Brady threw for 358 yards and two touchdowns to become the fourth NFL player to reach 400 career touchdown passes. Brady reached 400 on a 1-yard touchdown pass to WR Danny Amendola in the second quarter. Gostkowski delivered six extra points to run his streak to 425 straight extra points, surpassing Matt Stover (422) for the NFL record. Gostkowski reached his milestone with an extra point in the third quarter.

The Patriots scored on each of their first nine possessions and then downed the ball to run out the clock on their 10th possession. It is the first time in team history that the Patriots scored on every possession and then ended the game by running out the clock with kneel downs. The last time an NFL team scored on every possession and then ended the game by running out the clock with kneel downs was on Dec. 9, 2013, when Chicago scored on its first eight possessions and then downed the ball on its ninth and final possession in a 45-28 win vs. Dallas.

The Patriots offense produced 35 first downs and 471 yards, with TE Rob Gronkowski leading the team with 104 yards on four receptions and RB LeGarrette Blount scoring three 1-yard touchdown runs.

The Patriots built a 20-3 halftime lead and extended their lead to 37-10 with a 17-point third quarter before Blount scored the final two touchdowns for a 51-17 final.

Jacksonville was flagged seven times for 114 yards, including back-to-back pass interference penalties in the third quarter. The first cost the Jaguars 52 yards; the second negated an interception and 82-yard return, instead putting the Patriots on the Jacksonville 1-yard line. Blount punched it in on the next play to conclude a 1-play, 67-yard drive, 66 of which came off penalties.



PATRIOTS OFF TO HOT START

The New England Patriots improved to 3-0 with their 51-17 win over Jacksonville. The Patriots are 3-0 for the ninth time in team history, and for the fifth time since Bill Belichick became head coach in 2000. The Patriots also started 3-0 in 1964, 1974, 1997, 1999, 2002, 2004, 2007 and 2013.

MOVING THE CHAINS I

The Patriots had 35 first downs against Jacksonville, tying the team record for most first downs in a game. New England also had 35 first downs in a 31-21 win over Denver on Oct. 7, 2012.

MOVING THE CHAINS II

The Patriots have a total of 88 first downs through three games in 2015, the highest total through three games for any team in NFL history. The previous record was 86 first downs by Buffalo through the first three games of the 1991 season. The Patriots' previous team record for most first downs through three games was 85 in 2011 (a total that now ranks third in NFL annals).

SCORING AT A HISTORIC RATE

The Patriots have scored 119 points through three games in 2015, setting a team record for the most points in the first three games of a season. The previous record was 115 points through the first three games of the 2002 season.

NO PLACE LIKE HOME

The Patriots improved to 103-19 all-time at Gillette Stadium. Their .844 home winning percentage since Gillette Stadium opened in 2002 is the best in the NFL.

HOLDING THE HALFTIME LEAD

The Patriots led the Jaguars 20-3 at halftime and won the game 51-17. It marked the Patriots' 76th straight victory when holding a halftime lead at home, dating back to 2000. New England is now 68-0 when leading at halftime in games at Gillette Stadium.

NON-DIVISION AFC SUCCESS AT HOME

The Patriots have now won 20 straight home games against non-division AFC opponents. Their last loss at Gillette Stadium to a non-division AFC team was a 33-10 loss vs. Pittsburgh on Nov. 30, 2008.

PATS REMAIN UNDEFEATED VS. JAGS AT HOME

The Patriots improved to 4-0 all-time at home against Jacksonville. The Jaguars are one of four teams the Patriots own an undefeated regular season home record. The Patriots are 4-0 against Baltimore, 4-0 against Chicago and 2-0 against Houston.

OFFENSE HANGS ANOTHER 40

The Patriots scored at least 40 points for the second straight week after finishing with 51 points against Jacksonville. The 2014 Patriots tied a team mark with the 2012 team with five games with 40 or more points. Before Week 3, the last time the Patriots broke the 50-point mark was on Oct. 26, 2014, in a 51-23 win over Chicago. New England's 34-point margin of victory against Jacksonville was the Patriots' largest margin of victory since the Patriots also had a 34-point win on Dec. 22, 2013, in a 41-7 win at Baltimore.

THIRD-DOWN EFFICIENCY

The Patriots converted 11-of-14 third-down opportunities against Jacksonville (78.6 percent). New England's 78.6 percent third-down conversion percentage ranks as the second-best in team history, trailing only the franchise record 81.8 percent (9-of-11) third down conversion rate in a 42-20 win at Indianapolis on Nov. 16, 2014. The Patriots' 11 third-down conversions against the Jaguars also ranks second in team history, trailing only the 12 conversions in a 36-7 win at Chicago on Dec. 12, 2010.

NINE STRAIGHT SCORES

The Patriots scored on each of their first nine possessions and then downed the ball to run out the clock on their 10th possession. It is the first time in team history that the Patriots scored on every possession and then ended the game by running out the clock with kneel downs. The last time an NFL team scored on every possession and then ended the game by running out the clock with kneel downs was on Dec. 9, 2013, when Chicago scored on its first eight possessions and then downed the ball on its ninth and final possession in a 45-28 win vs. Dallas.

PATS DON'T PUNT

The Patriots did not punt against Jacksonville. It is the fourth time in team history that the Patriots did not punt in a game and the first time since Nov. 12, 1978 vs. Houston.



PATRIOTS

Last Game

INDIVIDUAL NOTES

BRADY THROWS 400TH TD PASS

Tom Brady became the fourth NFL player to reach 400 career touchdowns on a 1-yard touchdown pass to WR Danny Amendola in the second quarter. Brady finished the game with 401 career touchdown passes.

MOST CAREER TOUCHDOWN PASSES (REGULAR SEASON ONLY) BOLD INDICATES ACTIVE PLAYERS

RANK	NAME	TOUCHDOWNS
1.	Peyton Manning	535
2.	Brett Favre	508
3.	Dan Marino	420
4.	Tom Brady	401
5.	Drew Brees	398
6.	Fran Tarkenton	342
7.	John Elway	300
8.	Warren Moon	291
9.	Johnny Unitas	290
10.	Vinny Testaverde	275

BRADY TOPS 400 CLUB IN TD/INT RATIO

NFL All-Time Rank in Parentheses

Player	Touchdowns	Interceptions	Ratio
Tom Brady	401 (4)	143 (61)	2.80 (2)
Peyton Manning	535 (1)	237 (12)	2.26 (3)
Dan Marino	420 (3)	252 (8)	1.67 (17)
Brett Favre	508 (2)	336 (1)	1.51 (26)

BRADY THIRD IN ALL-TIME TDS

Tom Brady's first touchdown pass of the day was the 453rd scoring pass of his career, including regular season and playoff games and finished with 454 career combined touchdown passes. With his first touchdown of the day, Brady moved past Dan Marino (452) and into third in NFL history for most combined regular season and playoff touchdowns. Additionally, Brady now ranks second in NFL history for most combined regular season and playoff touchdowns with a single team, passing Marino (452 with Miami) and trailing only Brett Favre (481 with Green Bay). Brady's career total of 454 regular season touchdowns ranks fourth in NFL history and his total of 53 playoff touchdowns are the most in NFL history.

ALL-TIME TOUCHDOWN PASS LEADERS (INCLUDING PLAYOFFS)

Player	Years	Team(s)	Total TD	Reg. Season	Playoffs
Peyton Manning	1998-Present	IND/DEN	573	535	38
Brett Favre	1991-2010	ATL/GB/NYJ/MIN	552	508	44
Tom Brady	2000-Present	NE	454	401	53
Dan Marino	1983-1999	MIA	452	420	32
Drew Brees	2001-Present	SD/NO	424	400	24
Fran Tarkenton	1961-1978	MIN/NYG	353	342	11
John Elway	1983-1998	DEN	327	300	27
Joe Montana	1979-1994	SF/KC	318	273	45

MOST TOUCHDOWN PASSES WITH ONE TEAM (INCLUDING PLAYOFFS)

Player	Years	Team(s)	Total TD	Reg. Season	Playoffs
Brett Favre	1992-2007	GB	481	442	39
Tom Brady	2000-Present	NE	454	401	53
Dan Marino	1983-1999	MIA	452	420	32
Peyton Manning	1998-2010	IND	428	399	29

BRADY TIES ARMSTRONG RECORD

Brady played in his 212th game against Jacksonville and is now tied with Bruce Armstrong for the most games played in team history. Brady has started in 210 of the 2012 games he has played and needs two more starts to match Armstrong's 212 starts for the most in team history.

BRADY OFF TO A HOT START

Tom Brady has completed 96-of-133 passes for 1,112 yards and nine touchdowns with zero interceptions through the first three games. Brady's 96 completions through three games are the most by any player in NFL history in the first three games of a season. Brady is the third player in NFL history to begin a season with nine or more touchdown passes with no interceptions through his team's first three games, joining Peyton Manning (twice) and Don Meredith.

MOST COMPLETIONS THROUGH A TEAM'S FIRST THREE GAMES

Player	Team	Year	Completions
Tom Brady	New England	2015	96
Tom Brady	New England	2011	93
Tom Brady	New England	2002	93
Drew Brees	New Orleans	2011	89
Peyton Manning	Denver	2013	89

MOST TD PASSES WITHOUT AN INT THROUGH A TEAM'S FIRST THREE GAMES

Player	Team	Year	Most TDs without an INT
Peyton Manning	Denver	2013	12
Aaron Rodgers	Green Bay	2015	10
Tom Brady	New England	2015	9
Peyton Manning	Indianapolis	2010	9
Don Meredith	Dallas	1966	9

BRADY UNDEFEATED VS. JAGUARS

Jacksonville is one of eight NFL teams that Tom Brady has an undefeated regular season record against as a starting quarterback. Brady is now 5-0 in his career in games started against Jacksonville in the regular season. He is also 2-0 in the playoffs against the Jaguars.

BRADY'S BEST WIN PERCENTAGE AS A STARTER AGAINST SPECIFIC TEAMS

TEAM	RECORD
Jacksonville Jaguars	5-0
Atlanta Falcons	4-0
Chicago Bears	4-0
Dallas Cowboys	3-0
Detroit Lions	4-0
Minnesota Vikings	4-0
Philadelphia Eagles	3-0
Tampa Bay Buccaneers	3-0

BRADY HANGS ANOTHER 50

Brady led the Patriots to a 51-17 victory over Jacksonville, the eighth time that the Patriots have scored at least 50 points in a game started by Brady, the most by a quarterback in NFL history. Pro Football Hall of Famer Len Dawson has the second most with six.

DATE	OPPONENT	SCORE
10/28/07	vs. Washington	52-7
11/18/07	at Buffalo	56-10
10/18/09	vs. Tennessee	59-0
9/30/12	at Buffalo	52-28
11/18/12	vs. Indianapolis	59-24
11/03/13	vs. Pittsburgh	55-31
10/26/14	vs. Chicago	51-23
9/27/15	vs. Jacksonville	51-17



PATRIOTS

Last Game

GOSTKOWSKI BREAKS NFL RECORD

Stephen Gostkowski set the NFL record for most consecutive extra points by going 6-for-6 to extend his streak to 425 consecutive extra points.

MOST CONSECUTIVE (KICKING) POINTS AFTER TOUCHDOWN

425	Stephen Gostkowski, New England, 2006-present
422	Matt Stover, Baltimore, 1996-2008; Indianapolis, 2009
371	Jason Elam, Denver, 1993-2002
371	Jeff Wilkins, St. Louis, 1999-2007
360	Jay Feely, Atlanta, 2002-04; N.Y. Giants, 2005-06; Miami, 2007; N.Y. Jets, 2008-09; Arizona, 2010-2013, Chicago, 2014

EDELMAN'S STREAK LIVES ON

WR Julian Edelman increased his streak to seven straight games with at least seven receptions, dating back to the last four games he played in 2014, and the first three games of 2015. He had 11 receptions in the win vs. Pittsburgh in the season-opener, 11 receptions vs. Buffalo and eight receptions vs. Jacksonville.

EDELMAN'S TOP TEN LIST

Julian Edelman finished with eight receptions and now has 296 receptions with the Patriots, to move past Gino Cappelletti into 10th place on the Patriots all-time reception list. Rob Gronkowski is in ninth place with 324 receptions.

GRONK GOES OVER 100 AGAIN

Rob Gronkowski had his third back-to-back week with 100 yards receiving after finishing with four receptions for 101 yards. He had seven receptions for 113 yards at Buffalo (9/20/15). It is his 17th 100-yard receiving day, extending his Patriots record for most 100-yard receiving days by a Patriots tight end.

MOST 100-YARD GAMES BY AN NFL TIGHT END

<i>Player</i>	<i>100-Yard Games</i>
Tony Gonzalez	31
Kellen Winslow	24
Jackie Smith	22
Antonio Gates	21
Jason Witten	20
Shannon Sharpe	19
Rob Gronkowski	17

BRADY NETS 66TH 300-YARD GAME

Tom Brady registered his 66th 300-yard game and his 13th time with back-to-back 300-yard games. He had 466 yards at Buffalo on Sept. 20 and 358 yards passing against Jacksonville.

BLOUNT HAS CAREER DAY

LeGarrette Blount had three rushing touchdowns against Jacksonville, which ties the second-highest total in team history, trailing only Jonas Gray's four rushing scores at Indianapolis on Nov. 16, 2014. The Patriots have also seen three-touchdown performances in the running game from Sam Cunningham (10/20/74), Tony Collins (9/18/83), Mose Tatupu (12/11/83), Curtis Martin (11/3/96), and Corey Dillon (12/3/06). The game against Jacksonville was the first time Blount has had three or more rushing touchdowns with the Patriots in the regular season, but he has achieved the feat twice in the playoffs, scoring four times on the ground in the 2013 divisional playoffs against Indianapolis and tallying three rushing scores in the 2014 AFC Championship Game against the Colts.

ADDITIONAL DEFENSIVE HIGHLIGHTS

- ★ Jabaal Sheard sacked Jaguars QB Blake Bortles for a 6-yard loss on third down in the first quarter, setting up a Jacksonville punt on the next play. The sack was Sheard's second of the season.
- ★ Jamie Collins sacked Bortles in the second quarter and forced a fumble on the play. Jacksonville recovered the ball. The sack gave Collins a team-leading total of 3.5 sacks in 2015, and was the second time in as many weeks that Collins forced a fumble on a sack. Last week in Buffalo, Collins had 2.5 sacks and a forced fumble.
- ★ Dominique Easley smothered Jacksonville RB Bernard Pierce for a 3-yard loss on a pass play on the final play of the first half.

LINEUP NOTES

JUSTIN COLEMAN MAKES NFL DEBUT

Rookie DB Justin Coleman made his NFL debut on special teams and on defense.

KESHAWN MARTIN MAKES HIS PATRIOTS DEBUT

★ WR Keshawn Martin saw his first action in a Patriots uniform late in the second quarter on offense. His first reception was a 13-yarder from Tom Brady. Martin also scored his first touchdown with the Patriots on a 13-yard catch in the third quarter.

SECOND ROUND PICK JORDAN RICHARDS SEES FIRST ACTION ON DEFENSE

★ 2015 second-round draft pick DB Jordan Richards saw his first action on defense after being utilized only on special teams in the first two games.



WHAT TO WATCH FOR

2015

PATRIOTS

*The Patriots can match the Oakland Raiders (1973-1977) as only the second team in NFL history to advance to five straight AFC Championship games.

*The Patriots will look to become the ninth team to repeat as Super Bowl champions and the first team to do so since New England won back-to-back Super Bowls in 2003 and 2004. The Patriots will try to match Pittsburgh as the only other NFL team with back-to-back Super Bowl wins two separate times.

*The Patriots have won six straight division titles (2009-14) and can match the Los Angeles Rams (1973-79) for the most consecutive division titles in NFL history if they win the AFC East in 2015.

BILL BELICHICK

*Bill Belichick (6) needs to reach one more Super Bowl as a head coach to break a tie with Don Shula (6) for the most conference titles.

*Belichick has four Super Bowl wins as a head coach to match Pittsburgh's Chuck Noll for the most wins. With one more Super Bowl win, Belichick will have the most wins by a head coach in Super Bowl history.

*Belichick (14 straight) needs to lead the Patriots to one more winning season to break a tie with Curly Lambeau (14) for the second most consecutive winning seasons all-time to the 20 by Tom Landry.

*Belichick is one of five head coaches to win six consecutive division titles (2009-14) - Paul Brown (1950-55), Tom Landry (1966-71), Bud Grant (1973-78) and Chuck Noll (1974-79) - and needs one more division title in 2015 to have seven, the most consecutive division titles among all head coaches.

*Belichick has 12 division titles as a head coach and needs one more to tie Tom Landry and Don Shula for 13, the most division titles among all head coaches.

TOM BRADY

CONSISTENT WINNER

Tom Brady has 163 career regular-season wins with the Patriots, the most wins by a starting quarterback with one team.

QUARTERBACK	TEAM	CAREER WINS
Tom Brady	New England	163
Brett Favre	Green Bay	160
John Elway	Denver	148
Dan Marino	Miami	147
Peyton Manning	Indianapolis	141

*Brady is in his 16th season with the Patriots, tying former Patriots QB Steve Grogan (1975-90) for most seasons with the Patriots.

*Brady became the fourth NFL player to ever reach 400 career touchdown passes on a second quarter TD pass vs. Jacksonville (9/27).

*If Brady reaches 30 or more touchdown passes in 2015, he will become just the fourth player in NFL history with at least 30 or more touchdown passes in six seasons.

*If Brady reaches 4,000 passing yards in 2015, he will be just the third player in NFL history with at least eight 4,000-yard passing seasons.

TOM BRADY (CONT.)

*Brady has played in 212 career games with the Patriots to match Bruce Armstrong (212) for most games played in Patriots history. He has started in 210 games and needs to start in three more to move past Armstrong (212) for most starts in Patriots history.

*Tom Brady made his 14th opening day start with the Patriots in 2015. The only NFL quarterbacks with more opening day starts with one team are John Elway (16 with Denver), Dan Marino (16 with Miami) and Brett Favre (15 with Green Bay).

STEPHEN GOSTKOWSKI

*Stephen Gostkowski has led the NFL in scoring in each of the last three seasons (2012-14). He can become just the third NFL player to lead the NFL in scoring in at least four consecutive seasons, joining Don Hutson (1940-44) and Gino Cappelletti (1963-66).

*If Stephen Gostkowski leads the NFL in scoring in 2015, he will join Don Hutson (5) and Gino Cappelletti (5) as the only NFL players to lead the NFL in scoring in five seasons. Gostkowski has led the NFL in scoring in 2008, 2012, 2013 and 2014.

*Gostkowski has 250 career field goals and needs 14 field goals to move past Adam Vinatieri (263) for the most field goals in team history.

*Gostkowski moved past Matt Stover (422) and is first in NFL history with 425 consecutive extra points.

ROB GRONKOWSKI

EXCLUSIVE COMPANY

60

Rob Gronkowski enters this week's game with 59 total touchdowns and needs one more to become the second Patriots player to ever reach 60 career touchdowns.

Most Touchdowns by Patriots Player

Player	Touchdowns
Stanley Morgan	68 (67-rec, 1-rt)
Rob Gronkowski	59 (58-rec, 1 rush)
Ben Coates	50 (50-rec)
Randy Moss	50 (50-rec)

*Rob Gronkowski has 59 overall touchdowns and needs 10 touchdowns to move past Stanley Morgan (68) to become the all-time leader in touchdowns scored for the Patriots. He needs one more touchdown to become the second Patriots player with 60 touchdowns.

*Gronkowski (58) needs 10 receiving touchdowns to move past Stanley Morgan (67) to become the all-time leader in receiving touchdowns for the Patriots.

*Gronkowski (59) needs one more TD to become the fifth NFL tight end with at least 60 touchdowns, joining Tony Gonzalez (111), Antonio Gates (99), Shannon Sharpe (62) and Jerry Smith (60).

*Gronkowski (4,687) needs 313 receiving yards in 2015 to become the seventh New England Patriots player to reach 5,000 career receiving yards.

INDIVIDUAL & TEAM NOTES





ROBERT KRAFT

News & Notes

Since Robert Kraft purchased the team in 1994, the Patriots have experienced one of the most dramatic turnarounds in the history of sports. Now in his 22nd season of ownership, Kraft has transformed one of the league's least successful clubs into what observers view as a model NFL franchise. In the five seasons immediately preceding his purchase (1989-93), the Patriots were a moribund team, winning just 19 of 80 games (.238 pct.) and logging the worst record in the NFL over that span. When he bought the franchise on Jan. 21, 1994, Kraft



announced his intention to bring a championship to New England, a tall order considering the team's previous success rate. But under Kraft's leadership, the Patriots have won more division titles (14), conference crowns (7) and Super Bowl championships (4) than any other NFL team. Super Bowl XLIX was the seventh Super Bowl appearance since Kraft purchased the team, a period during which no other team has earned more than four berths. In Kraft's 21 seasons, the Patriots have qualified for the playoffs 16 times, more than doubling the franchise's accomplishments during its first 34 seasons.

	Pre-Kraft 1960-93	Pre-Kraft 1989-93	Kraft Era 1994-13
Overall Record	225-276-9	19-61	256-119
Winning Pct.	.450	.238	.683
Super Bowl Titles	0	0	4
Conference Titles	1	0	7
Division Titles	3	0	14
Playoff Seasons	6	0	16
Playoff Record	4-6	-	24-12
Home Playoff Games	1	0	20
Home Playoff Record	0-1	-	17-3

A CHAMPIONSHIP TRADITION

MULTIPLE LEAGUE CHAMPIONSHIPS SINCE 2001

TEAM	LEAGUE	TITLES
Los Angeles Galaxy	MLS	5
New England Patriots	NFL	4
Los Angeles Lakers	NBA	4
San Antonio Spurs	NBA	4
Boston Red Sox	MLB	3
San Francisco Giants	MLB	3

HIGHEST WINNING PERCENTAGE IN MAJOR PROFESSIONAL SPORTS SINCE 1994 (Regular Season)

TEAM	LEAGUE	PCT.
San Antonio Spurs	NBA	.685
New England Patriots	NFL	.684
Detroit Red Wings	NHL	.657
Green Bay Packers	NFL	.649
Pittsburgh Steelers	NFL	.628
Los Angeles Lakers	NBA	.614

232 GAME SELLOUT STREAK

In the early 1990's, the Patriots seemed destined for relocation until Robert Kraft's purchase of the team rejuvenated local interest. In 1991, the season ticket base was just 17,635, barely enough to support the club. Now, the season tickets are capped and more than 50,000 fans are on a season ticket waiting list. The Patriots have sold out 232 consecutive home games, including playoff and preseason games (dating back to the 1994 season opener).

SINCE ROBERT KRAFT PURCHASED THE TEAM IN 1994

TOTAL VICTORIES SINCE 1994 (Regular Season)

New England Patriots	232
Green Bay Packers	220
Pittsburgh Steelers	213
Denver Broncos	207
Indianapolis Colts	207

TOTAL VICTORIES SINCE 1994 (Incl. Postseason)

New England Patriots	256
Green Bay Packers	237
Pittsburgh Steelers	230
Indianapolis Colts	221
Denver Broncos	218
Philadelphia Eagles	198

MOST HOME VICTORIES SINCE 1994 (Incl. Postseason)

New England Patriots	147
Green Bay Packers	141
Pittsburgh Steelers	132
Denver Broncos	128
Indianapolis Colts	124

WINNING PERCENTAGE SINCE 1994 (Incl. Postseason)

TEAM	W	L	T	PCT.
New England Patriots	256	119	0	.683
Green Bay Packers	237	133	1	.640
Pittsburgh Steelers	230	137	1	.626
Denver Broncos	218	142	0	.606
Indianapolis Colts	221	148	0	.599
Baltimore Ravens	184	146	1	.557
Philadelphia Eagles	198	163	2	.548

SUPER BOWL CHAMPIONSHIPS SINCE 1994

New England Patriots	4
Baltimore Ravens	2
Green Bay Packers	2
Pittsburgh Steelers	2
Denver Broncos	2
N.Y. Giants	2

CONFERENCE CHAMPIONSHIPS SINCE 1994

New England Patriots	7
Pittsburgh Steelers	4
Denver Broncos	3
Green Bay Packers	3
N.Y. Giants	3
Seattle Seahawks	3

DIVISION CHAMPIONSHIPS SINCE 1994

New England Patriots	14
Green Bay Packers	11
Pittsburgh Steelers	11
Indianapolis Colts	10

PLAYOFF VICTORIES SINCE 1994

New England Patriots	24
Pittsburgh Steelers	17
Green Bay Packers	17
Baltimore Ravens	15
Indianapolis Colts	14
San Francisco 49ers	12

PLAYOFF GAMES PLAYED SINCE 1994

New England Patriots	36
Green Bay Packers	31
Indianapolis Colts	29
Pittsburgh Steelers	28
Philadelphia Eagles	23
Baltimore Ravens	23
San Francisco 49ers	21

PLAYOFF SEASONS SINCE 1994

New England Patriots	16
Indianapolis Colts	16
Green Bay Packers	16
Pittsburgh Steelers	13
Philadelphia Eagles	12

PLAYOFF WINNING PERCENTAGE SINCE 1994

TEAM	W	L	PCT.
New England Patriots	24	12	.667
Baltimore Ravens	15	8	.652
N.Y. Giants	10	6	.625
Pittsburgh Steelers	17	11	.607
St. Louis Rams	6	4	.600
New Orleans Saints	7	5	.583



ROBERT KRAFT

Chairman & CEO

ESTABLISHING A WINNING TRADITION

Kraft's winning percentage with the Patriots (.682) since taking over the team in 1994 is the highest among all owners/ownership groups with at least 200 wins (regular and postseason). He is just one of five owners with at least 200 wins and a winning percentage over .600.

OWNER	TEAM	YEARS	WINNING PCT.
Robert Kraft	Patriots	1994-present	.683
Eddie DeBartalo, Jr.	49ers	1977-1999	.636
Clint Murchison, Jr.	Cowboys	1960-1983	.634
Joe Robbie	Dolphins	1966-1989	.609
Pat Bowlen	Denver	1984-2015	.608

ALL-TIME POSTSEASON WINS BY AN OWNER

Robert Kraft has 24 career postseason wins, which is tied for the third-most in NFL history.

WINS	OWNERSHIP
33	The Rooney Family, Pittsburgh (1933-present)
30	Green Bay Packers (1919-present)
24	Robert Kraft, New England (1994-present)
24	the Mara Family, N.Y. Giants (1925-present)
22	Eddie DeBartalo, Jr., San Francisco (1977-1999)
21	Al Davis, Oakland/Los Angeles (1972-2011)

QB STABILITY

Since 1994, the Patriots have had 15 quarterbacks on their active roster. Of this group, only four quarterbacks have started a regular-season or post-season game for the club, the fewest total of any team in the NFL. Only Drew Bledsoe and Tom Brady - have started on Opening Weekend for New England.

TEAM	STARTING QBs SINCE 1994	OPENING DAY QBs SINCE 1994
New England	4	2
Green Bay	5	2
N.Y. Giants	8	6
Pittsburgh	10	6
Houston**	10	3
Indianapolis	12	5
San Diego	12	6
Cincinnati	12	8
New Orleans	14	7
Seattle	15	6
Carolina	15	8
Kansas City	16	5
San Francisco	16	6
Baltimore*	16	8
Buffalo	16	9
Jacksonville	17	5
Tennessee	17	7
Denver	17	7
Philadelphia	17	8
Tampa Bay	17	10
Detroit	18	5
Atlanta	18	6
N.Y. Jets	18	8
Dallas	20	5
Minnesota	20	9
Miami	20	9
St. Louis	21	6
Washington	22	13
Chicago	24	9
Arizona	24	11
Oakland	24	11
Cleveland	25	12

* Since 1996
** Since 2002

A MODEL OF CONSISTENCY

With Belichick in his 15th season as head coach, the Patriots have had just three head coaches since 1994, the fewest number by far of any AFC East team.

AFC EAST TEAM	HEAD COACHES SINCE 1994
New England	3
N.Y. Jets	8
Buffalo	9
Miami	10

COACHING CONSISTENCY

Since Kraft took ownership of the team in 1994, the Patriots have had just three head coaches - Bill Parcells (1994-1996), Pete Carroll (1997-1999) and current head coach Bill Belichick (2000-present). The only team with fewer head coaches since 1994 is the Pittsburgh Steelers, who have had two - Bill Cowher (1992-2006) and Mike Tomlin (2007-present).

TEAM	HEAD COACHES SINCE 1994
Pittsburgh	2
New England	3
Baltimore Ravens*	3
Houston Texans**	3
N.Y. Giants	3

* Since 1996
** Since 2002

NFL Average of new head coaches per team since 1994	Patriots
5.9	3

MILESTONE WIN FOR KRAFT

The victory over the New York Jets (12/21/14) was the 250th win under Robert Kraft. His 250 wins in his first 368 total games tied Chicago's George Halas for the fastest an owner has reached 250 victories.

CONTINUITY BREEDS SUCCESS

New England is the second team (1970s Pittsburgh Steelers) in NFL history - and first in 35 years - to win four Super Bowls with the same owner (Robert Kraft), head coach (Bill Belichick) and quarterback (Tom Brady).

KRAFT PRODUCES MORE WINS THAN EVERY OTHER PATRIOTS OWNER COMBINED

The Patriots have 256 wins overall under Robert Kraft. He has produced more victories than every other Patriots owner combined. Under Kraft, the Patriots are 256-119 overall since he purchased the team in 1994. Kraft's predecessors in the owner's office went 225-276-9 in the 34 years prior to his purchase of the team.



BILL BELICHICK COACHING CAPSULE TOM LANDRY


Bill Belichick and Tom Landry have enjoyed wildly successful NFL coaching careers.

With a record of 12-4 in 2014, Bill Belichick helped lead the Patriots to their 14th consecutive winning season (2001-14). Belichick's streak is bested only by legendary Dallas Cowboys head coach Tom Landry, who set the NFL record with 20 consecutive winning seasons from 1966-85 (16 since the 1970 NFL merger).

With over 50 years of coaching experience between the two of them, Belichick and Landry came from similar beginnings. Both made a name for themselves as defensive coaches for the New York Giants. Landry spent five years at the helm of the Giants defense, where he invented the 4-3 defense, widely used among NFL teams today.

During Belichick's tenure as defensive coordinator, he oversaw one of the best linebacking corps in league history and helped the Giants to Super Bowl titles in 1986 and 1990.

Throughout their careers, Belichick and Landry have found success by shining in the postseason. They rank first and second respectively in postseason wins with Belichick totaling 22 and Landry close behind at 20. Landry, Belichick and Don Shula are the only head coaches in NFL history to coach in more than 30 postseason games. Landry is tied with Don Shula for the league record with 36, followed by Belichick at 31.



BELICHICK VS LANDRY

BILL BELICHICK		TOM LANDRY
21 years	HEAD COACHING TENURE	29 years
236	NFL CAREER WINS	270
.667	WIN PERCENTAGE	.612
14	CONSECUTIVE WINNING SEASONS	20*
12	11-WIN SEASONS	10
9	CONFERENCE CHAMPIONSHIPS	10*
31	POSTSEASON GAMES PLAYED	36#
22*	POSTSEASON WINS	20
.710	POSTSEASON WIN PERCENTAGE	.556
6#	SUPER BOWL APPEARANCES	5
4#	SUPER BOWL CHAMPIONSHIPS	2

*NFL record

ties NFL record



SIDELINE STYLE

Tom Landry's sharp suits and trademark fedora were a great fit in North Texas, but he may not have been able to be so fashion forward in Foxboro, where hoodies are the outfit of choice.


When asked what he loved about the south, Landry quipped:

"I like the south because it's so much warmer on the sideline than it is up north."



DYNAMIC DUOS

Just like every Batman needs a Robin, every successful NFL head coach needs a quarterback. During their careers Belichick and Landry were blessed with great ones. In the 16 years that they've worked together, Belichick and Tom Brady have been the winningest head coach/quarterback duo in NFL history. For 11 years in Dallas, Landry worked with Roger Staubach, who made six Pro Bowls in his nine years as a starter and wreaked havoc both with his arm and with his legs, rushing for 2,264 yards and 20 TDs in his career.





STADIUM UPGRADES

GILLETTE STADIUM

PATRIOTS GAME DAY EXPERIENCE REMAINS A CUT ABOVE

Since the team played its inaugural regular-season game at Gillette Stadium against the Steelers in September 2002, the Patriots organization has continued to renovate and install new amenities to ensure that fan satisfaction remains at the forefront of the venue. In 2015, the Kraft family has made some of its most significant and innovative capital improvements to date, with the addition of three new facilities within the stadium: the Optum Field Lounge, the Cross Insurance Pavilion and Business Center and the DraftKings Fantasy Sports Zone, as well as a major expansion to the signature bridge and the addition of more in-bowl LED ribbon boards.

OPTUM FIELD LOUNGE

Offering a game day experience unlike any other, the Optum Field Lounge brings its members closer to the action than ever before with an on-field, outdoor patio and lounge located in the south end zone. Inside, members will enjoy an upscale, climate-controlled space featuring a 9-foot-by-32-foot high-resolution media wall, HD screens, premium food and bar service and private restrooms. On game days, Patriots season ticket members, who have also paid an Optum Field Lounge membership fee, can come and go between their seats and the venue throughout the game. Members can access the lounge beginning three hours prior to kickoff and stay one hour after the game. On non-game days, the space will be utilized for a variety of events, functions and parties, including dinner receptions and business meetings.



CARMAX BRIDGE

Since opening Gillette Stadium in 2002, the iconic bridge and lighthouse have stood to represent the home of the Patriots while paying homage to its deep New England roots. The newly expanded CarMax bridge is four times wider and gives fans plenty of room to gather on game days to hang out and watch the action while improving the concourse's foot traffic.



CROSS INSURANCE PAVILION

A first of its kind function facility, the Cross Insurance Pavilion & Business Center will be utilized on game days for exclusive pregame hospitality events 2 ½ hours prior to kickoff on Patriots game days. Then, 30 minutes prior to kickoff, the venue will transform into a gathering area open to all ticketed fans inside the stadium. On non-game days, the space and open floor plan will host a variety of functions, from trade shows, car displays and business meetings to proms, galas and dinner receptions. The new venue features a pre-function mezzanine area, outdoor terrace and access to the stadium's main concourse. Inside features 24-foot high ceilings, state-of-the-art audio visual capabilities with Bose sound system, a 24-foot video screen and LED HDTVs and classic furnishings with mahogany finish.



DRAFTKINGS FANTASY SPORTS ZONE

Among the most innovative amenities offered at the stadium is the DraftKings Fantasy Sports Zone located in the southwest corner of the main concourse. This high-tech sports bar offers excellent food choices, DraftKings beer selections of the day and an impressive array of nearly 40 HDTVs to capture all of the NFL and fantasy football action in real time. This venue will keep football and fantasy sports fans up to date with live fantasy scoring updates and the NFL RedZone. Additionally, when the weather is nice, the sports zone is open to the field. During inclement games, the glass front wall closes to keep the space warm and dry while still connecting fans to the action on the field. The DraftKings Fantasy Sports Zone is open to all ticketed patrons inside the stadium.



LED RIBBON BOARDS

Information is power! With the addition of more LED ribbon boards, Patriots fans will be the most powerful in the league. Fantasy information, scores from around the league and real-time stats are just some of the information to which fans will have access. Taking it to the next level, starting in 2015 fans will know things like who is the fastest player on the field at any given time and which players are lined up for the start of plays.



PATRIOTS

Team Notes



DIVISIONAL DOMINANCE

The New England Patriots own a 68-19 (.782) record in regular-season AFC East games since the beginning of the 2001 season, compiling the best intra-division record of any team in the NFL.

NFL'S TOP DIVISIONAL RECORDS SINCE 2001

Team	W	L	T	Pct.
New England	68	19	0	.782
Indianapolis	65	23	0	.739
Green Bay	62	24	1	.718
Pittsburgh	61	27	0	.685

AFC EAST DIVISIONAL RECORDS SINCE 2001

Team	W	L	T	Pct.	Div. Titles	Years
New England	68	19	0	.782	12	2001, 03-07, 09-14
N.Y. Jets	41	46	0	.471	1	2002
Miami	36	52	0	.409	1	2008
Buffalo	31	57	0	.352	0	—

The New England Patriots have won 11 division titles and have 11 playoff berths since realignment in 2002, the most in the NFL.

MOST DIVISION TITLES SINCE 2002 REALIGNMENT

Team	Division Titles	Playoff Berths
New England	11	11
Indianapolis	9	12
Green Bay	8	10
Philadelphia	6	8
Pittsburgh	6	8

ROAD WARRIORS

Since the start of the 2000 season, the Patriots have the best regular-season road record in the NFL.

TEAM	RECORD	PCT.
New England	79-42	.653
Philadelphia	75-47-1	.614
Indianapolis	74-48	.607
Pittsburgh	70-52	.574

DECADE OF DOMINANCE

The Patriots record of 125-38 (.767) over the past 10 seasons is the best in the NFL. Over the past 10 years, only six NFL teams have posted a winning percentage of .600 or better. The Patriots are the only team over .700

BEST RECORDS SINCE 2005

Team	W	L	T	Pct.
New England	125	38	0	.767
Indianapolis	112	52	0	.683
Pittsburgh	103	61	0	.628
Green Bay	102	61	1	.625
Denver	99	65	0	.604
San Diego	99	65	0	.604
Baltimore	97	67	0	.591

THE GREAT EIGHT

The Patriots have the most overall wins among the original eight AFL teams.

OVERALL VICTORY TOTAL OF ORIGINAL AFL TEAMS (REGULAR AND POSTSEASON)

TEAM	W	L	T
New England Patriots	481	395	9
Denver Broncos	468	401	10
Oakland Raiders	464	408	11

A DOZEN W'S

The Patriots won 12 games in 2014. It is the ninth time in team history that the team has won at least 12 games in a season and the fifth straight season with at least 12 wins.

TEAMS WITH 4 CONSECUTIVE 12-WIN SEASONS SINCE 1970 MERGER

Indianapolis Colts	7 (2003-09)
New England Patriots	5 (2010-14)
Dallas Cowboys	4 (1992-95)

12-WIN SEASONS SINCE 1970 MERGER

1. San Francisco	13
2. Dallas	11
3. Denver	10
4t. New England	9
4t. Pittsburgh	9
6. Indianapolis	8

PROTECTING THE BALL

Since 2008, the Patriots lead the NFL with 45 games without turning the ball over. The Patriots are 41-4.

ZERO TURNOVER GAMES (SINCE 2008)

Rk	Team	Zero-Turnover Games
1	New England	45
2	Green Bay	39
3	San Francisco	35
4	Baltimore	33
5	Indianapolis	30

BOUNCE BACK PATS

Since the beginning of 2003, the Patriots are 37-4 (.902) in regular-season games following a loss, including 10 straight wins following a defeat since 2012. The Patriots have dropped back-to-back regular season games just four times since 2003 (2006, 2009, 2011 and 2012). As a starter in his career, Tom Brady is 38-8 in games following a loss.

SECOND-HALF LOCKDOWN

The Patriots have won 76 straight home games when leading at halftime, adding to their NFL record. The last Patriots loss at home after leading at halftime was on Dec. 24, 2000 (vs. Miami), when the Patriots lost 27-24 after leading 21-17 at halftime. New England has never lost a game at Gillette Stadium when leading at halftime, going 68-0 since 2002.



PATRIOTS

Team Notes



TURNOVERS A PLUS

The Patriots led the AFC in turnover ratio and total takeaways for three straight seasons (2010-12). The Patriots led the NFL in turnover ratio in 2010 and 2012 and finished second in the NFL in total takeaways in 2012 and 2010. The Patriots finished third in the AFC with +9 turnover ratio in 2013 and finished tied for second in the NFL with a +12 turnover ratio in 2014.

Year	Turnover Ratio	Total Takeaways
2012	+28	38
2011	+17	34
2010	+25	41

STINGY DEFENSE SHINES AGAIN

The Patriots defense allowed 19.6 points per game in 2014, marking the ninth season since 2001 that the team kept opponents to under 20 points per game, second most in the NFL over that span.

SEASONS ALLOWING 20 POINTS PER GAME OR FEWER SINCE 2001

Team	Seasons	Years
Baltimore	10	2001, 2003-06, 2008-11, 2014
New England	9	2001, 2003-04, 2006-10, 2014
Pittsburgh	9	2001, 2004-08, 2010-12
Miami	8	2001-03, 2005-06, 2008, 2011-12
Tampa Bay	7	2001-05, 2007, 2010

BLOCK PARTY

The Patriots blocked five kicks in 2014, one shy of the record six blocked in 1975. The four blocked field goals is a single season team record.

PATRIOTS BLOCKED KICKS IN 2014

- ★ Field Goal blocked by Chandler Jones, 9/14 at Minnesota (returned for TD by Chandler Jones)
- ★ Field Goal blocked by Chris Jones, 10/16 vs. NY Jets
- ★ Punt blocked by Brandon Bolden, 12/7 at San Diego
- ★ Field Goal blocked by Jamie Collins, 12/14 vs. Miami (returned for TD by Kyle Arrington)
- ★ Field goal blocked by Vince Wilfork, 12/21 at N.Y. Jets

MOST BLOCKED KICKS IN PATRIOTS HISTORY

Season	Tot	XP	FG	Punt
1975	6	2	3	1
2014	5	0	4	1
1973	5	1	3	1
1974	4	3	1	0
1977	4	1	3	0
2002	4	1	3	0
1986	4	0	1	3



TAKING CARE OF BALL PAYS OFF

The Patriots threw just nine interceptions in 2014. Since 2002, the Patriots are an NFL-best 97-13 when throwing no interceptions.

TEAM	GAMES WITH 0 INTS	W-L-T	WIN PCT.
New England	110	97-13-0	.882
Kansas City	99	61-38-0	.616
Jacksonville	98	59-39-0	.602
San Francisco	94	71-22-1	.761
Indianapolis	93	79-14-0	.849
Philadelphia	93	67-26-0	.720
Baltimore	89	75-14-0	.843
Denver	88	70-18-0	.795
San Diego	88	69-19-0	.784
Tennessee	87	64-23-0	.736

40+ TIES TEAM RECORD

The Patriots scored 40 or more points five times in 2014, tying the 2012 team for the franchise record for most 40-plus point games in a single season. New England had four 40-plus point games in 2007 and 2008. The NFL record for most 40-point games in a single season is six by seven teams, most recently by Denver in 2013.

PATRIOTS HISTORY/MOST GAMES WITH 40+ POINTS IN A SEASON

2014	5
2012	5
2008	4
2007	4
2010	3
1996	3
1963	3
1961	3

PATRIOTS LIGHT UP SCOREBOARD

The Patriots finished the 2014 season with 52 touchdowns, marking the eighth time in franchise history that New England has scored at least 50 touchdowns in a season. New England totaled 468 points in 2014, a total that ranks fifth in team history and fourth in the league that year.

MOST PATRIOTS TD/SEASON

75 in 2007
67 in 2012
65 in 2010
61 in 2011
52 in 2014
52 in 1980
52 in 1961
50 in 2009

MOST PATRIOTS PTS /SEASON

589 in 2007
557 in 2012
518 in 2010
513 in 2011
468 in 2014
444 in 2013

RUSH TO VICTORY

40-1

Since 2000, New England is 40-1 in the regular season when a Patriot eclipses 100 yards rushing after Jonas Gray had his first career 100-yard rushing performance, gaining 201 yards at Indianapolis (11/16/14). The only loss during the Bill Belichick era came at Miami on Dec. 20, 2004, when Corey Dillon rushed for 121 yards on 26 carries and the Patriots lost to the Dolphins, 29-28. Since then, New England is 27-0 with a 100-yard rusher.



PATRIOTS

Team Notes

PROLIFIC COMBINATION

57

Rob Gronkowski and Tom Brady have connected on 57 touchdown passes, the second-most touchdown connections between a quarterback and a tight end in NFL history.

Quarterback	Tight End	Team	TD Connections
Philip Rivers	Antonio Gates	San Diego	72
Tom Brady	Rob Gronkowski	New England	57
Drew Brees	Jimmy Graham	New Orleans	51
Drew Bledsoe	Ben Coates	New England	45
Peyton Manning	Dallas Clark	Indianapolis	44
Sonny Jurgensen	Jerry Smith	Washington	43
Dan Fouts	Kellen Winslow	San Diego	41
John Elway	Shannon Sharpe	Denver	41

HISTORIC SCORING CLIP

The Patriots had a historic scoring output over a three-game span in October and November 2014. New England tied a team record by scoring 40 or more points in three consecutive games from Oct. 26 to Nov. 16. The Patriots also scored 40 or more in three straight games in 2007. The Patriots have scored 40 or more points 62 times in team history, including 35 times since Bill Belichick became head coach in 2000, and 17 times since 2010.

PATRIOTS HISTORY / MOST CONSECUTIVE GAMES WITH 40+ POINTS

Gm	Year	Game 1	Game 2	Game 3
3	2014	10/26/14 (51-23 v. CHI)	11/02/14 (43-21 v. DEN)	11/16/14 (42-20 @ IND)
3	2007	10/14/07 (48-27 @ DAL)	10/21/07 (49-28 @ MIA)	10/28/07 (52-7 v. WAS)
2	1962	09/21/62 (41-16 v. DEN)	10/06/62 (43-14 @ NYT)	
2	2002	09/15/02 (44-7 @ NYJ)	09/22/02 (41-38 v. KC)	
2	2008	12/14/08 (49-26 @ OAK)	12/21/08 (47-7 v. ARZ)	
2	2010	11/25/10 (45-24 @ DET)	12/06/10 (45-3 v. NYJ)	
2	2012	11/18/12 (59-24 v. IND)	11/22/12 (49-19 @ NYJ)	
2	2015	09/20/15 (40-32 @ BUF)	09/27/15 (51-17 vs. JACK)	

SCORING FLURRY

The Patriots scored three touchdowns in a 57-second span during the final two minutes of the first half against Chicago on Oct. 26, 2014 to turn a 17-7 lead into a 38-7 cushion. It was the fastest three-touchdown flurry in the NFL since the Patriots had three touchdowns in 52 seconds against the New York Jets on Nov. 22, 2012. The Patriots are one of three teams to score three touchdowns in under a minute since the 1970 merger, and are the only team to have achieved the feat twice.

NFL TEAMS TO SCORE THREE TDs IN LESS THAN 1 MINUTE

2014 New England Patriots vs. Chicago Bears (10-26-14)
 2012 New England Patriots at New York Jets (11-22-12)
 2002 Seattle Seahawks vs. Minnesota Vikings (9-29-02)
 1998 Atlanta Falcons vs. Carolina Panthers (10-4-98)

HOW THE PATRIOTS SCORED THREE TOUCHDOWNS IN 57 SECONDS:

- ★ Rob Gronkowski got the scoring started by hauling in a 2-yard touchdown pass from Tom Brady with 1:57 left in the first half to make the score 24-7 and cap off a 10-play, 80-yard drive.
- ★ After the Patriots defense forced a quick three-and-out, a 42-yard Julian Edelman punt return gave New England possession at the Chicago 9-yard line, and Brady found Brandon LaFell for a 9-yard touchdown on the next play to give the Patriots a 31-7 lead with 1:07 left in the first half.
- ★ On the Bears' first play following the LaFell touchdown, Zach Moore forced a Jay Cutler fumble that was recovered by Rob Ninkovich and returned for a 15-yard touchdown and a 38-7 Patriots lead with 55 seconds left in the first half.

2015 NOTES OF INTEREST

BILL BELICHICK

- ★ Bill Belichick (236) moved past Curly Lambeau (229) for fourth place all-time on the NFL wins list. Tom Landry is in third place with 270 total wins.
- ★ Belichick (22) moved past Tom Landry (20) and now has the most postseason wins by any head coach.
- ★ Belichick has led the Patriots to 14 consecutive winning records (2001-14), tied with Curly Lambeau (1934-47) for second all-time, behind 20 by Tom Landry (1966-85).

TOM BRADY

- ★ Tom Brady (4,109) reached 4,000 yards in 2014 for his seventh 4,000-yard passing season. He joined Peyton Manning (14) and Drew Brees (9) as the only players with at least seven 4,000-yard seasons.
- ★ Brady has 163 regular season wins with the Patriots, the most wins by a quarterback with one team. Brett Favre is second with 160 wins with Green Bay.
- ★ Brady (210) is one of nine NFL quarterbacks with 200 career starts. His 155 wins in his first 200 starts are the most in NFL history. Peyton Manning is second with 136 wins in his first 200 starts.

JULIAN EDELMAN

- ★ Edelman led the team with 92 receptions, which was eighth in the NFL in 2014.
- ★ Edelman returned a second-quarter punt 84 yards for a touchdown vs. Denver Nov. 2, 2014 and now has a franchise-best four punt returns for a touchdown.
- ★ Edelman has a 12.1 career punt return average, tied with Rick Upchurch for second, behind to Devin Hester (12.3 avg.) in the NFL since the 1970 merger.

ROB NINKOVICH

- ★ Rob Ninkovich has 13 fumble recoveries since 2010, the most of any player in the NFL over that time. J.J. Watt is second with 11.
- ★ Ninkovich recorded his eighth sack of the season vs. Miami (12/14) and has had at least eight sacks in three consecutive seasons, becoming the first Patriots player to have at least eight sacks in three consecutive seasons since Pro Football Hall of Famer Andre Tippett achieved the feat from 1985-97 (1985, 16 1/2, 1986, 9 1/2 and 1987 12 1/2).

STEPHEN GOSTKOWSKI

- ★ Stephen Gostkowski led the NFL with 156 points. It was the third straight season that he has led the NFL in scoring (2012, 2013 and 2014). He also led the NFL in scoring in 2008. He joins Don Hutson (5) and Gino Cappelletti (5) as the only NFL players to lead the NFL in scoring in at least four seasons.
- ★ Gostkowski made 94.6 percent of his field goals in 2014 (35-of-37), setting a new team record for field goal percentage in a single season. The previous best was 93.9 by Adam Vinatieri (31-of-33) in 2004.



PATRIOTS

Notes of Interest

TEAM

PATRIOTS 2015 CAPTAINS

The Patriots 2015 team captains were elected by their teammates.

OFFENSE

★ QB Tom Brady, T Nate Solder and OL Ryan Wendell

DEFENSE

★ LB Jerod Mayo, S Devin McCourty and DL Rob Ninkovich

SPECIAL TEAMS

★ Matthew Slater

Brady was chosen as a captain for the 14th straight season. Mayo is serving his seventh season as a captain. McCourty and Slater are captains for a fifth time. Ninkovich is a captain for the second time, while Solder and Wendell are first time team captains.

SIXTH STRAIGHT TITLE

The Patriots have won six straight AFC East titles, the longest streak in AFC East history. The Patriots have won 12 of the last 14 division crowns and join the Los Angeles Rams (7-1973-79), Pittsburgh Steelers (6-1974-79) and the Minnesota Vikings (6-1973-78) as the only teams since the merger with at least six straight division titles.

MOST CONSECUTIVE DIVISION TITLES

Team	Division	Titles	Years
Los Angeles Rams	NFC West	7	1973-79
New England Patriots	AFC East	6	2009-14
Pittsburgh Steelers	AFC Central	6	1974-79
Minnesota Vikings	NFC Central	6	1973-78
Dallas Cowboys	NFL Capitol/NFC East	6	1966-71
Cleveland Browns	American/Eastern Conf.	6	1950-55
New England Patriots	AFC East	5	2003-07
Indianapolis Colts	AFC South	5	2003-07
Dallas Cowboys	NFC East	5	1992-96
San Francisco 49ers	NFC West	5	1986-90
Chicago Bears	NFC Central	5	1984-88
Oakland Raiders	AFC West	5	1972-76

SUCCESS WITH BALL SECURITY

Last year, the Super Bowl champion Patriots and the NFC North champion Packers had only 13 giveaways, tied for the third fewest giveaways in a 16-game season in NFL history.

SEASON EAM FEWEST GIVEAWAYS IN 16-GAME SEASON

2011 San Francisco	10
2010 New England	10
2014 Green Bay	13
2014 New England	13
2008 Miami	13
2008 New York Giants	13

BILL BELICHICK

WINNING SEASONS

Belichick (14 straight winning seasons) tied Curly Lambeau (14) for the second-most consecutive winning seasons all time, trailing only Tom Landry with 20.

SUPER STATUS

Bill Belichick won his sixth conference title in 2014 to reach the Super Bowl, tying Miami's Don Shula for the most Super Bowl appearances by a head coach. His four Super Bowl titles tied Chuck Noll for the most Super Bowl titles by a head coach.

POSTSEASON SUCCESS

Belichick (22 playoff wins) passed Tom Landry (20) for the most postseason wins as a head coach.

MOVING ON UP

Belichick (236 overall career wins) moved past Curly Lambeau (229) for sole possession of fourth place on the NFL's all-time list.

CAREER WINS

Bill Belichick has 214 career regular-season wins, fifth all-time in NFL history.

HEAD COACH	CAREER WINS
Don Shula	328
George Halas	318
Tom Landry	250
Curly Lambeau	226
Bill Belichick	214

TOM BRADY

TOUCHDOWN TOM

Brady currently is fourth all-time with 401 career touchdowns and is one of five NFL player to reach 400 touchdown passes.

300-YARD GAMES

Brady is third all-time with 66 career 300-yard passing games. Drew Brees (88) and Peyton Manning (92) are the only quarterbacks in front of him.

30 TD PASSES

Brady (33) reached 30 touchdown passes in 2014 and is just the fourth player in NFL history with at least 30 or more touchdown passes in five seasons.



PATRIOTS

Notes of Interest

4,000-YARD PASSING SEASON

Brady (4,109) reached 4,000 passing yards in 2014. It is his seventh 4,000-yard season to join Peyton Manning (14) and Drew Brees (9) as the only players with at least seven 4,000-yard seasons.

PLAYER OF THE WEEK

Brady (24) needs three more AFC Offensive Player of the Week honors to tie Peyton Manning (27) for the most player of the week honors in NFL history.

12-WIN SEASONS

Since entering the NFL in 2000, Tom Brady's teams have reached 12 regular-season wins in nine different seasons, second all-time, behind Peyton Manning.

STARTING QB'S WITH THE MOST 12-WIN REGULAR SEASONS IN NFL HISTORY

PLAYER	SEASONS
Peyton Manning	11
Tom Brady	9
Brett Favre	6
John Elway	4
Jim Kelly	4

RECORD TITLE HOLDER

Tom Brady earned his NFL record 12th division championship in 2014.

QUARTERBACK	CAREER DIVISION TITLES
Tom Brady	12
Peyton Manning	11
Joe Montana	9

STEPHEN GOSTKOWSKI

KICKING INTO THE RECORD BOOKS

Gostkowski became the Patriots all-time scoring leader, passing Adam Vinatieri (1,158), with a 35-yard field goal vs. Miami (12/14).

PATRIOTS ALL-TIME LEADING SCORERS

1. Stephen Gostkowski	1,214
2. Adam Vinatieri	1,158
3. Gino Cappelletti	1,130
4. John Smith	692
5. Tony Franklin	442

NFL SCORING LEADER #1

Stephen Gostkowski has led the NFL in scoring in each of the last three seasons (2012-14) after finishing with 156 total points in 2014. He is just the fifth NFL player to lead the NFL in scoring in at least three consecutive seasons, joining Don Hutson (1940-44), and Gino Cappelletti (1963-66), Pat Harder (1947-49) and Paul Hornung (1959-61).

NFL SCORING LEADER #2

Stephen Gostkowski led the NFL with 156 points and joins Don Hutson (5) and Gino Cappelletti (5) as the only NFL players to lead the NFL in scoring in at least four seasons. Gostkowski has led the NFL in scoring in 2008, 2012, 2013 and 2014.

ROB GRONKOWSKI

GRONK REACHES 1,000

Gronkowski (1,124) reached 1,000 receiving yards for the second time in his career. He is the ninth NFL tight end with at least two career 1,000 yard seasons.

2 FAST 2 FIFTY

Rob Gronkowski reached 50 career touchdown receptions in his 59th NFL game vs. Denver (11/2) to tie Randy Moss for the second-fastest player in NFL history to reach 50 touchdown receptions. Pro Football Hall of Famer Lance Alworth (54 games) is the only NFL player to reach the milestone in fewer games.

PLAYER GAMES TO REACH 50 TD RECEPTIONS

Lance Alworth	54
Rob Gronkowski	59
Randy Moss	59
Jerry Rice	61
Tommy McDonald	63
Bob Hayes	66

END ZONE MILITIA

Gronkowski became the first tight end in NFL history to have three consecutive 10-plus touchdown seasons (10 in 2010, 18 in 2011 and 12 in 2012) and the first tight end in NFL history with four seasons of double-digit touchdowns when he scored his 10th touchdown in the win at San Diego (12/7/14). Antonio Gates ended his 2014 season with 12 touchdowns and also has four seasons with 10 or more touchdowns.

NFL TIGHT ENDS WITH MOST 10-PLUS TOUCHDOWN SEASONS

Rob Gronkowski	4 (10 in 2010, 18 in 2011, 11 in 2012 and 11 in 2014)
Antonio Gates	4 (13 in 2004, 10 in 2005, 10 in 2010 and 12 in 2014)
Tony Gonzalez	3
Jimmy Graham	3
Dallas Clark	2
Vernon Davis	2
Shannon Sharpe	2
Wesley Walls	2
Julius Thomas	2

ALL-TIME TDS

Gronkowski now has 59 total touchdowns (58 receiving and 1 rushing) and ranks second in team history to the 68 total touchdowns by Stanley Morgan.

RECEPTIONS STREAK

Gronkowski has a streak of 68 consecutive regular-season games with a reception - every regular season game of his career since 2010.

LONGEST CURRENT STREAKS OF CONSECUTIVE GAMES WITH A RECEPTION BY TIGHT ENDS

107 Jason Witten (Dallas)
107 Owen Daniels (Houston/Baltimore/Denver)
101 Heath Miller (Pittsburgh)
68 Rob Gronkowski



PATRIOTS

Sustaining Success

PATRIOTS ARE MOST FREQUENT SUPER BOWL TEAM OVER LAST 30 YEARS

The Patriots have won eight conference championships since the 1985 season and have more conference titles than any other team over the last 30 years (since 1983). Additionally, the Patriots' seven conference titles over the last 25 years are three more than the next closest team and New England's seven conference championships in the last 20 years are also more than any other team. New England also has more conference titles over the last 15 years (6) than any other team.

Most Super Bowl Wins in Last 10 Years (2004-2014)

New England	2
Pittsburgh	2
N.Y. Giants	2
5 Other Teams	1

Most Super Bowl Wins in Last 20 Years (1994-2014)

New England	4
Pittsburgh	2
Green Bay	2
N.Y. Giants	2
Baltimore	2
Denver	2
7 Other Teams	1

Most Super Bowl Wins in Last 30 Years (1984-2014)

New England	4
N.Y. Giants	4
San Francisco	4
Dallas	3
5 Other Teams	2
6 Other Teams	1

Most Conference Championships in Last 7 Years (2007-2014)

New England	3
Pittsburgh	2
N.Y. Giants	2
8 Other Teams	1

Most Conference Championships in Last 10 Years (2004-2014)

New England	4
Pittsburgh	3
Indianapolis	2
N.Y. Giants	2
Seattle	2
8 Other Teams	1

Most Conference Championships in Last 15 Years (1999-2014)

New England	6
Pittsburgh	3
N.Y. Giants	3
Seattle	2
Indianapolis	2
St. Louis Rams	2
Baltimore	2

Most Conference Championships in Last 20 Years (1994-2014)

New England	7
Pittsburgh	4
Green Bay	3
N.Y. Giants	3
5 Other Teams	2

Most Conference Championships in Last 25 Years (1989-2014)

New England	7
Buffalo	4
N.Y. Giants	4
Pittsburgh	4
San Francisco	4
Dallas	3
Green Bay	3

Most Conference Championships in Last 30 Years (1984-2014)

New England	8
Denver	6
N.Y. Giants	5
San Francisco	5
Buffalo	4
Pittsburgh	4
Dallas	3
Green Bay	3

WHAT HAVE YOU DONE FOR ME LATELY?

Since the 2011 season, the Patriots have maintained their spot atop the NFL in terms of regular season winning percentage and regular season points scored. Since the beginning of the 2011 season, the Patriots have the NFL's highest winning percentage and have scored the most points in the NFL. The Patriots also are tied for the NFL's second highest winning percentage since 2012 and have scored the second-most points since 2012.

HIGHEST WINNING PERCENTAGE SINCE 2011

TEAM	W	L	T	PCT.	PF	PA
New England	52	15	0	.776	2101	1394
Green Bay	50	17	1	.743	2009	1542
Denver	50	18	0	.735	1975	1501
San Francisco	45	22	1	.669	1537	1224
Seattle	42	23	0	.662	1631	1116
Cincinnati	44	23	1	.654	1651	1369
Pittsburgh	41	27	0	.603	1575	1354
Baltimore	41	27	0	.603	1598	1368

HIGHEST WINNING PERCENTAGE SINCE 2012

TEAM	W	L	T	PCT.	PF	PA
Denver	42	10	0	.808	1666	1111
New England	39	12	0	.765	1588	1052
Seattle	38	14	0	.731	1310	801
Cincinnati	35	16	1	.683	1307	1046
Green Bay	35	16	1	.683	1449	1183
Indianapolis	35	17	0	.673	1278	1172
San Francisco	32	19	1	.625	1157	995
Carolina	30	21	1	.587	1170	1049
Dallas	30	22	0	.577	1377	1285

HIGHEST WINNING PERCENTAGE SINCE 2013

TEAM	W	L	T	PCT.	PF	PA
Denver	29	7	0	.806	1185	822
New England	27	8	0	.771	1031	721
Seattle	27	9	0	.750	898	566
Cincinnati	25	10	1	.708	916	726
Green Bay	24	11	1	.681	1016	847
Arizona	24	12	0	.667	837	696
Indianapolis	24	12	0	.667	921	798

MOST POINTS SCORED SINCE 2011

Team	Points
New England	2101
Green Bay	2009
Denver	1975
New Orleans	1909
Dallas	1746
Atlanta	1692
Philadelphia	1670
Cincinnati	1651
Seattle	1631

MOST POINTS SCORED SINCE 2012

Team	Points
Denver	1666
New England	1588
Green Bay	1449
Dallas	1377
New Orleans	1362
Seattle	1310
Cincinnati	1307
Atlanta	1290
Indianapolis	1278

MOST POINTS SCORED SINCE 2013

Team	Points
Denver	1185
New England	1031
Green Bay	1016
Dallas	1001
Philadelphia	994
Indianapolis	921
Cincinnati	916
Pittsburgh	911



INSIDE

The Numbers

BY THE NUMBERS

2

Stephen Gostkowski executed a successful onside kick in a victory vs. Cleveland (12/8/13) for only the second time in team history. The first came when Jim Lee Hunt recovered a Gino Cappelletti kick at the end of the first half in a 26-10 win vs. the NY Jets (9/27/64).

3

DE Chandler Jones set a career high with 3 sacks in the win at Buffalo on Sept. 20, 2015. It marked his sixth multiple sack game.

3

The Patriots are off to a 3-0 start in 2015 for the ninth time in team history.

5

The Patriots became the first team in NFL history in 2014 to earn five straight first round byes. Dallas and San Francisco earned four straight byes from 1992 through 1995.

5

The Patriots blocked five total kicks in 2014 with four field goals and one punt and returned two of the blocked field goals for touchdowns.

8

The Patriots scored 40 or more points in back-to-back wins (40 and 51) in 2015 for the eighth time in team history.

9

The Patriots have nine rookies, including seven draft picks and two rookie free agents that are on the 53-man roster in 2015.

9

The Patriots scored on each of their first nine drives before taking a knee to run out the clock in the win vs. Jacksonville (9/27), the first time in team history that has occurred.

10

The Patriots lead the NFL with 10 first round byes since the current NFL playoff format was instituted in 1990.

11

Julian Edelman opened the 2015 season with back-to-back games with 11 receptions.

12

The Patriots have now had at least one rookie free agent make the team in 12 straight seasons (David Andrews, Justin Coleman and Chris Harper), the second-longest streak to 16 by Indianapolis.

14

The Patriots have gone 14 straight seasons without being swept by a division opponent, the longest such streak since the 1970 NFL merger.

20

The Patriots have now won 20 straight home games against non-division AFC opponents. Their last loss to a non-division AFC team was a 33-10 loss vs. Pittsburgh on Nov. 30, 2008.

40-1

Since 2000, the Patriots are 40-1 when a Patriots player eclipses 100 yards rushing. The only loss during the Bill Belichick era was on Dec. 20, 2004 in a 29-28 Miami win. Since then, the Patriots are 27-0 with a 100-yard rusher.

42-10

Since realignment in 2002, the Patriots have the best inter-conference record in the NFL.

57

Rob Gronkowski and Tom Brady have connected on 57 touchdown passes. It is the second-most connections between a quarterback and a tight end in NFL history and tied for ninth overall.

68

The Patriots have the best divisional record in the NFL since 2001 with a 68-19 (.782) record.

76

The Patriots have won 76 straight home games when leading at halftime, adding to their NFL record. The last time the Patriots lost at home after leading at halftime was on Dec. 24, 2000, vs. Miami when they lost 27-24 after leading 21-17 at halftime.

227

WR Julian Edelman has 227 receptions over the last three seasons (2013-15), third most in the NFL during that time.

TOM BRADY BY THE NUMBERS

6

Brady won his sixth conference title to pass John Elway (5) for most Super Bowl appearances by a quarterback and matched DL Mike Lodish for the most Super Bowls played. Lodish played in six (four with Buffalo and two with Denver).

TOM BRADY BY THE NUMBERS (continued)

4

Brady joined Terry Bradshaw and Joe Montana as the only QBs with four Super Bowl wins. Only Hall of Fame DL Charles Haley (5) has more in NFL history.

9

Brady set an NFL record with his ninth start in a Conference Championship Game in 2014. Charlie Waters and Jack Reynolds are second with eight starts.

12

The number of division championships won by Tom Brady, the most division titles ever by a quarterback. Peyton Manning is second with 11.

16

Brady set a Super Bowl record with 16 straight pass completions in Super Bowl XLVI vs. the New York Giants.

19

The longest streak of consecutive pass completions by Brady in a regular season game (Sept. 10, 2015 vs. Pittsburgh), a team record.

85.7

Brady is 48-8 in his career in December and has the best win percentage in December for any quarterback since the merger in 1970.

92.6

The percent of quarterback keepers converted by Brady (100 of 108) for first downs (75-of-79 on third-and-2 or less and 25-of-29 on fourth-and-2 or less).

163

Brady has 163 career regular-season wins with the Patriots, the most wins by a starting quarterback with one team. Brett Favre is second with 160 with Green Bay.

THE KRAFT ERA

4

The number of Super Bowl championships the Patriots have won since Robert Kraft purchased the team in 1994. That mark is the highest total in the NFL over that span.

7

The number of conference championships the Patriots have won since Robert Kraft purchased the team in 1994, setting a new NFL record for most conference championships as an owner.

14

The number of division championships won by the Patriots since Kraft purchased the team in 1994.

16

The number of playoff seasons earned by the Patriots in the 21 seasons since Robert Kraft purchased the team.

36

The number of playoff games the Patriots have appeared in since 1994, the most in the NFL. Green Bay has the second most with 31.

232

The number of consecutive home games that have been sold out, including all playoff and preseason games dating back to the 1994 season opener.

256

The number of games the Patriots have won since Robert Kraft purchased the franchise in 1994. Prior to Kraft's ownership, the team had won 225 total games in its entire history from 1960-93.

THE BELICHICK ERA

4

Bill Belichick has won four Super Bowls as a head coach to match Chuck Noll for the most Super Bowl wins by a head coach in NFL history.

4

Bill Belichick is the first coach to lead his team to four 500-point seasons (2007, 2010, 2011, 2012).

4

Bill Belichick (236) passed Curly Lambeau (229) for sole possession of fourth place on the NFL wins list.

9

Super Bowl XLIX was Belichick's ninth Super Bowl overall, including six as a head coach and three as an assistant coach.

12

The number of 11-win seasons by Bill Belichick, second to Don Shula's 13.



BILL BELICHICK

NEWS & NOTES



21ST SEASON AS HEAD COACH • 41ST NFL SEASON

Overall Record: 236-118 (.667) • **Regular Season:** 214-109 (.662) • **Postseason:** 22-9 (.710)

With Patriots overall (2000-15): 199-73 (.732)

Super Bowl Titles: 6 (86, 90, 01, 03, 04, 14) • **Conf. Titles:** 9 (86, 90, 96, 01, 03, 04, 07, 11, 14)

Division Titles: 19 (75, 78, 86, 89, 90, 96, 98, 01, 03, 04, 05, 06, 07, 09, 10, 11, 12, 13, 14)

Bill Belichick is the only head coach in NFL history to win three Super Bowl titles in a four-year span. He has won more regular season games (123) and more games overall (136) during a 10-year stretch (2002-2011) than any other coach in NFL history. In the 2007 season, Belichick led the Patriots to the fourth undefeated and untied regular season in NFL history and the first since the NFL established a 16-game schedule in 1978. His 41 consecutive years as an NFL coach are second in NFL history to 43 by Tennessee's Dick LeBeau.



AMONG THE GREATS

Bill Belichick has recorded 236 career wins, which is fourth all-time in NFL history. Belichick owns a career winning percentage of .667, which is tied with Don Shula for second all-time, behind George Halas (.682).

TOP WINNING PERCENTAGE AMONG HEAD COACHES WITH AT LEAST 160 WINS (INCL. POSTSEASON)

HEAD COACH	TEAM(S)	YEARS	W	L	T	PCT.
George Halas	CHI	1920-29, 33-41, 46-55, 58-67	324	151	31	.682
BILL BELICHICK	CLE/NE	1991-95, 00-15	236	118	0	.667
Don Shula	BAL/MIA	1963-95	347	173	6	.667
Curly Lambeau	GB/CHI/WAS	1921-53	229	134	22	.630

NOTE: Winning percentage calculated using current NFL rules, counting a tie as a half-win, half-loss.

MOVING ON UP

Bill Belichick is in fourth place on the NFL wins list with 234 career wins.

MOST WINS NFL COACHES

HEAD COACH	TEAM(S)	YEARS	W	L	T
Don Shula	BAL/MIA	1963-95	347	173	6
George Halas	CHI	1920-29, 33-41, 46-55, 58-67	324	151	31
Tom Landry	DAL	1960-88	270	178	6
BILL BELICHICK	CLE/NE	1991-95, 00-14	236	118	0
Curly Lambeau	GB/CHI/WAS	1921-53	229	134	22

NOTE: Winning percentage calculated using current NFL rules, counting a tie as a half-win, half-loss.

SUPER SUCCESS

Bill Belichick has won four Super Bowls to match Chuck Noll for the most Super Bowl wins by a head coach. He is the only coach to win four Super Bowls in the post-1993 salary cap era.

MOST SUPER BOWL VICTORIES

HEAD COACH	TEAM	TITLES	SEASONS
Bill Belichick	New England	4	2001, 2003, 2004, 2014
Chuck Noll	Pittsburgh	4	1974, 1975, 1978, 1979
Joe Gibbs	Washington	3	1982, 1987, 1991
Bill Walsh	San Francisco	3	1981, 1984, 1988

NOTE: Sorted by most recent championship. Super Bowls have determined NFL champion since 1966.

A WINNING EXTENSION

Bill Belichick has led the Patriots to a winning record for 14 consecutive seasons (2001-2014). The only other NFL coach to have at least 10 consecutive winning seasons with one team since the 1970 merger was Tom Landry, who led the Dallas Cowboys to 16 consecutive winning seasons (1970-1985).

ELITE COMPANY

Bill Belichick is one of five NFL head coaches to win four or more championships since the league began postseason play in 1933, but the only one to win three in four years. Belichick joined an exclusive club in which each of the four other members has been enshrined in the Pro Football Hall of Fame.

HEAD COACHES WITH FOUR OR MORE NFL TITLES (Listed alphabetically)

HEAD COACH	CHAMPIONSHIP TEAM(S)
Bill Belichick	Patriots (SB XXXVI, XXXVIII, XXXIX, XLIX)
George Halas	Chicago Bears (1921, 33, 40, 41, 46, 63)
Curly Lambeau	Green Bay Packers (1929, 30, 31, 36, 39, 44)
Vince Lombardi	Green Bay Packers (1961, 62, 65, SB I, II)
Chuck Noll	Pittsburgh Steelers (SB IX, X, XIII, XIV)



BILL BELICHICK

NEWS & NOTES

CAREER MILESTONE FOR BELICHICK

Belichick (213) reached 200 career regular-season wins with the victory over Minnesota (9/14/14) to become just the sixth NFL head coach to achieve that feat, joining Don Shula (328), George Halas (318), Tom Landry (250), Curly Lambeau (226) and Marty Schottenheimer (200).

NUMBER OF GAMES TO 200 REGULAR SEASON WINS

282 Don Shula
288 George Halas
300 Curly Lambeau
306 Bill Belichick
319 Tom Landry
327 Marty Schottenheimer

Head Coach	Teams	W-L-T (regular season)
Don Shula	Colts/Dolphins	328-156-6
George Halas	Bears	318-148-6
Tom Landry	Cowboys	250-162-6
Curly Lambeau	Packers/Cardinals/Redskins	226-132-22
Bill Belichick	Browns/Patriots	214-109-0

MANNING ON BELICHICK

Peyton Manning on Bill Belichick

"Coach Belichick is the best coach that I've ever competed against. I think it's safe to say he'll go down as the greatest NFL coach of all-time. His teams are always well-coached, always well-disciplined, and you know it's going to be a 60-minute fight. To me, that speaks to his coaching."

BETTER THAN AVERAGE

Bill Belichick has led the Patriots to 14 straight winning seasons (2001-2014). Belichick's 14 straight winning seasons are tied for second all-time with Curly Lambeau (1934-47), behind 20 by Tom Landry (1966-85).

MOST CONSECUTIVE SEASONS WITH A WINNING RECORD

HEAD COACH	TEAM	YEARS
Tom Landry	Dallas	20 - 1966-1985
Bill Belichick	New England	14 - 2001-2014
Curly Lambeau	Green Bay	14 - 1934-1947
Curly Lambeau	Green Bay	12 - 1921-1932
George Halas	Chicago	10 - 1933-1942
John Madden	Oakland	10 - 1969-1978

BELICHICK'S PATRIOTS RENAISSANCE

Once head coach Bill Belichick implemented his coaching design on the Patriots, his approach has given him the best record of any NFL head coach who has coached over 40 games since 2001 (including the postseason).

NFL COACHES' RECORDS SINCE 2001					
COACH	TEAM	W	L	T	PCT.
Bill Belichick	New England	194	62	0	.758
Tony Dungy	Tampa Bay/Indianapolis	101	41	0	.711
Jim Harbaugh	San Francisco	49	22	1	.688
Bill Cowher	Pittsburgh	70	35	1	.665
Mike McCarthy	Green Bay	105	55	1	.655
Chuck Pagano	Indianapolis	38	20	0	.655
John Harbaugh	Baltimore	83	48	0	.634
Mike Tomlin	Pittsburgh	89	52	0	.631
Pete Carroll	Seattle	59	35	0	.628

ABOVE THE CENTURY MARK

Bill Belichick has an overall record of 236-118. He joins Don Shula and George Halas as the only coaches with 100 more wins than losses.

MOST WINS NFL COACHES		
HEAD COACH	TEAM(S)	RECORD
Don Shula	BAL, MIA	347-173-6
George Halas	Chicago	324-151-31
Bill Belichick	CLE, NE	236-118-0

500+ FOR THREE STRAIGHT YEARS

Bill Belichick is the first head coach in NFL history to lead a team to three straight 500-point seasons (2010-2012). The Patriots are the first franchise in NFL history to score 500 or more points in four seasons (2007-589, 2010-518, 2011-513 and 2012-557). St. Louis is the only other team to have done it three times (1999-526, 2000-540, 2001-503).

PLAYOFF SUCCESS

MOST PLAYOFF WINS BY AN NFL HEAD COACH		
HEAD COACH	TEAM(S)	WINS
Bill Belichick	Cleveland Browns, NE Patriots	22
Tom Landry	Dallas Cowboys	20
Don Shula	Baltimore Colts, Miami Dolphins	19
Joe Gibbs	Washington Redskins	17
Chuck Noll	Pittsburgh Steelers	16

11 ON 12

Bill Belichick now has twelve 11-win seasons, including 11 with the Patriots. Don Shula is the only coach that has more with thirteen 11-win seasons.

NFL HEAD COACHES WITH THE MOST 11-WIN SEASONS

Don Shula	13
Bill Belichick	12
Tom Landry	10



BILL BELICHICK

NEWS & NOTES

POSTSEASON PROWESS

BEST POSTSEASON RECORDS IN NFL HISTORY (minimum of 10 games)

COACH	TEAM(S)	W	L	PCT.
Vince Lombardi	GB/WAS	9	1	.900
Tom Flores	Oakland	8	3	.727
Bill Walsh	San Francisco	10	4	.714
Bill Belichick	CLE/NE	22	9	.710
Joe Gibbs	Washington	17	7	.708
Jimmy Johnson	DAL/MIA	9	4	.692

MOST POSTSEASON GAMES AS A HEAD COACH

HEAD COACH	GAMES
Tom Landry (Dallas)	36
Don Shula (Baltimore/Miami)	36
Bill Belichick (Cleveland/New England)	31

3X COACH OF THE YEAR

The Associated Press named Bill Belichick the NFL's Coach of the Year in 2010, the third time that Belichick earned the honor. He was also named Coach of the Year following the 2003 and 2007 seasons, joining Don Shula (4-time winner) and Chuck Knox as the only three-time winners.

BELICHICK ADDED TO HIS RECORD IN 2014

Bill Belichick has coached the Patriots to 12 straight seasons with 10 or more wins after reaching his 10th win of the 2014 season at San Diego (12/7/14), adding to his NFL record streak. In 2011, Belichick became the first coach in NFL history with nine straight seasons with at least 10 victories. George Seifert has the second most consecutive 10-win seasons with eight from 1989-1996 for San Francisco.

DIVISION TITLES RECORD

Bill Belichick guided the Patriots to the AFC East title in 2014. His 12 division titles are the most by a head coach since the 1970 merger. Don Shula is second with 11 division titles since the merger.

FIRST WITH 14 WINS IN 4 SEASONS

Bill Belichick guided the Patriots to an NFL-best 14-2 record in 2010, becoming the first head coach ever to win at least 14 regular-season games in four separate seasons. Only four other coaches — San Francisco's George Seifert (3), Washington's Joe Gibbs (2), Chicago's Mike Ditka (2) and Miami's Don Shula (2) — have more than one 14-win season.

NINE SB APPEARANCES ARE A RECORD

Super Bowl XLIX was Bill Belichick's ninth Super Bowl in his career, the most appearances by an NFL coach in history.

MOST SUPER BOWL APPEARANCES AS A HEAD COACH OR ASSISTANT

HEAD COACH	SUPER BOWLS
Bill Belichick	9 (six as a head coach)
Dan Reeves	7 (four as a head coach)
Don Shula	6 (six as head coach)
Tom Landry	5 (five as a head coach)
Chuck Noll	5 (four as a head coach)
Marv Levy	5 (four as a head coach)

GOOD IN DECEMBER

Bill Belichick is 54-10 (.844) in December with New England, the best record in December among head coaches with one team in NFL history (min. 25 games). George Seifert is second (27-6, .818).

9 CONFERENCE CHAMPIONSHIP GAMES

Bill Belichick reached his ninth conference championship game as a head coach in 2014, second to the 10 by Tom Landry.

Head Coach	Conference Championships
Tom Landry	10
Bill Belichick	9
Don Shula	7
Chuck Noll	7
John Madden	6
Bill Cowher	6





TOM BRADY

NEWS & NOTES



CAREER NOTES

Tom Brady has quarterbacked the Patriots to victories in 163 of his 210 career regular season starts, compiling a .776 winning percentage and giving him the best record of any quarterback in the Super Bowl era (since 1966). Brady's 155 career wins in his first 200 starts are the most in NFL history. Peyton Manning is second with 136 wins in his first 200 career starts.

RECORDING SUCCESS

TOP WINNING PERCENTAGE IN SUPER BOWL ERA (Since 1966, Minimum 50 Starts, Regular Season Only)

PLAYER	TEAM(S)	YEARS	W	L	T	PCT.
TOM BRADY	NE	2000-15	163	47	0	.776
Roger Staubach	DAL	1969-79	85	29	0	.746
Russell Wilson	SEA	2012-15	38	14	0	.731
Joe Montana	SF/KC	1979-94	117	47	0	.713

ACTIVE QUARTERBACKS WINNING PERCENTAGE (Minimum 32 Starts (two full seasons), Regular Season Only)

QUARTERBACK	TEAM(S)	W	L	T	PCT.
TOM BRADY	NE	163	47	0	.776
Russell Wilson	SEA	38	14	0	.731
Peyton Manning	IND/DEN	183	77	0	.704
Aaron Rodgers	GB	74	33	0	.692
Ben Roethlisberger	PIT	108	53	0	.671
Andrew Luck	IND	34	17	0	.667
Andy Dalton	CIN	44	23	1	.654
Joe Flacco	BAL	73	43	0	.629
Tony Romo	DAL	77	48	0	.616
Matt Ryan	ATL	70	44	0	.614

NINE AFC CHAMPIONSHIP GAME APPEARANCES

The Patriots played in their ninth conference championship game in the Tom Brady - Bill Belichick era (since 2001 with Brady starting at QB) in 2014. By omitting the season Brady missed due to injury in 2008, the Patriots have made nine title games in 13 seasons with Brady as the starter..

FIVE 30-TD SEASONS

Brady has five 30-touchdown seasons overall. The only other Patriots quarterback to have a 30-touchdown season was Vito "Babe" Parilli in 1964 when he led the AFL with 31. Brady is the fourth quarterback in NFL history to have 30 or more touchdown passes in at least five seasons and the fifth quarterback in NFL history with three or more straight seasons with 30 or more touchdowns.

MOST SEASONS WITH 30-PLUS TOUCHDOWN PASSES

Brett Favre	9
Peyton Manning	9
Drew Brees	7
TOM BRADY.....	5
Dan Marino	4
Aaron Rodgers	4
Tony Romo.....	4
Philip Rivers.....	4
Kurt Warner.....	3

THREE OR MORE STRAIGHT 30 TOUCHDOWN SEASONS

Drew Brees.....	7 (2008-2014)
Brett Favre	5 (1994-98)
Peyton Manning.....	5 (2009-10, 12-14)
TOM BRADY.....	3 (2010-2012)
Dan Marino	3 (1984-86)

300-YARD AVG. IN THREE SEASONS

Brady averaged 301.7 yards per game in 2012. Brady (300.4 in 2007 and 327.2 in 2011) joins Drew Brees as the first NFL players to average 300 yards per game in at least three seasons.

MOST SEASONS AVERAGING 300 OR MORE YARDS PER GAME

- 5 Drew Brees (2014, 2013, 2012, 2011, 2008) • **3 Tom Brady (2012, 2011, 2007)** • 2 Dan Fouts (1982, 1981)

PILING UP THE WINS

Brady is one of three NFL quarterbacks with at least 160 career wins.
(Regular season only)

RK	NAME	W	L	T	PCT.
1.	Brett Favre	186	112	0	.624
2.	Peyton Manning	183	77	0	.704
3.	Tom Brady	163	47	0	.776
4.	John Elway	148	82	1	.643
5.	Dan Marino	147	93	0	.613
6.	Fran Tarkenton	124	109	6	.531
7.	Johnny Unitas	119	64	4	.647
8.	Drew Brees	118	86	0	.578
9.	Joe Montana	117	47	0	.713
10.	Ben Roethlisberger	108	53	0	.671
11.	Terry Bradshaw	107	51	0	.677
12.	Warren Moon	102	101	0	.510

BRADY ONE OF SEVEN

NFL RECORD FOR MOST PASSING YARDS PER GAME (Minimum 50 Games)

PLAYER	TEAM	YARDS/GAME
Drew Brees.....	SD/NO	278.1
Peyton Manning.....	IND/DEN	271.8
Kurt Warner	STL/ARI	260.8
Aaron Rodgers.....	GB	259.4
Matt Ryan.....	ATL	257.6
Tom Brady	NE	256.5
Dan Marino	Miami	253.6



TOM BRADY

NEWS & NOTES

THREE 35-TD SEASONS

Brady is one of five NFL players to have at least 35 touchdown passes in three different seasons. Brady had 33 touchdowns in 2014.

QBS WITH THE MOST 35+ PASSING TOUCHDOWNS IN NFL HISTORY

PLAYER	35+ TD SEASONS
Peyton Manning	4 (49 in 2004, 37 in 2012, 55 in 2013, 39 in 2014)
Tom Brady	3 (50 in 2007, 36 in 2010 and 39 in 2011)
Brett Favre	3 (38 in 1995, 39 in 1996 and 35 in 1997)
Drew Brees	3 (46 in 2011, 43 in 2012 and 39 in 2013)
Aaron Rodgers	3 (45 in 2011, 39 in 2012 and 38 in 2014).

BRADY AT 4,000

Brady (4,109) reached 4,000 passing yards for the seventh time in his career in 2014. He joins Peyton Manning (14) and Drew Brees (9) as the only quarterbacks with at least seven 4,000-yard seasons.

ALL-TIME 4,000 YARD PASSING SEASONS

14	Peyton Manning
9	Drew Brees
7	Tom Brady
6	Dan Marino
6	Brett Favre
6	Philip Rivers
5	Aaron Rodgers

Additionally, Brady owns seven of the nine 4,000-yard passing seasons in team history

PATRIOTS TOP PASSING YARDS/SEASON

Yards	Player	Year
5,235	Tom Brady	2011
4,827	Tom Brady	2012
4,806	Tom Brady	2007
4,555	Drew Bledsoe	1994
4,398	Tom Brady	2009
4,343	Tom Brady	2013
4,110	Tom Brady	2005
4,109	Tom Brady	2014
4,086	Drew Bledsoe	1996

23 CAREER 4-TD GAMES

Brady has thrown four or more touchdowns in a game 23 times with 18 four-touchdown games, three five-touchdown games and two six-touchdown games. The Patriots are 22-1 when Brady throws four or more TD passes.

MOST GAMES WITH 4+ TOUCHDOWN PASSES

PLAYER	4+ TD GAMES
1. Peyton Manning	35
2. Drew Brees	26
3. Tom Brady	23
3. Brett Favre	23
5. Dan Marino	21
6. Johnny Unitas	17

MOST GAMES WITH 4+ TDS AND NO INTERCEPTIONS

PLAYER	GAMES
Tom Brady	18
Peyton Manning	18
Drew Brees	18
4. Brett Favre	12

SIX FOR SIX-PLUS

Brady has thrown six touchdowns in a game two times and is one of six NFL players to have thrown at least six touchdowns in a game two times. Brady threw six touchdowns at Miami (10/21/07) and vs. Tennessee (10/18/09).

NFL PLAYERS WITH AT LEAST TWO 6+TD GAMES

PLAYER	6+ TD GAMES
Peyton Manning	3 (2 6 TD games and 1 7 TD Game)
George Blanda	2 games with 7 touchdowns
Y.A. Tittle	2 (1 game with 7 and 1 with 6 TDs)
Tom Brady	2 games with 6 touchdowns
Charley Johnson	2 games with 6 touchdowns
Ben Roethlisberger	2 games with 6 touchdowns
Aaron Rodgers	2 games with 6 touchdowns



50,000 YARDS

Tom Brady (54,370) became the sixth NFL quarterback to reach 50,000 passing yards in the win vs. Cincinnati on Oct. 5, 2014. He moved past John Elway into fifth place all-time in the win vs. Denver on Nov. 2.

Player	Passing yards
1. Brett Favre	71,838
2. Peyton Manning	70,659
3. Dan Marino	61,361
4. Drew Brees	57,002
5. Tom Brady	54,370
6. John Elway	51,475
7. Warren Moon	49,325
8. Fran Tarkenton	47,003
9. Vinny Testaverde	46,233
10. Drew Bledsoe	44,611

A GOOD RATIO

Brady ranks first in touchdown-to-interception ratio among quarterbacks with 400 career TD passes. He ranks second in TD-to-INT ratio overall, behind only Aaron Rodgers.

BRADY TOPS 400 CLUB IN TD/INT RATIO

NFL All-Time Rank in Parentheses

Player	Touchdowns	Interceptions	Ratio
Tom Brady	401 (4)	143 (61)	2.80 (2)
Peyton Manning	536 (1)	239 (12)	2.24 (3)
Drew Brees	400 (5)	196 (28)	2.04 (7)
Dan Marino	420 (3)	252 (8)	1.67 (17)
Brett Favre	508 (2)	336 (1)	1.51 (28)

400-TD CLUB

Tom Brady is one of five NFL players with at least 400 career touchdowns.

MOST CAREER TOUCHDOWN PASSES

(regular season only) Bold indicates active players

RANK	NAME	TOUCHDOWNS
1.	Peyton Manning	536
2.	Brett Favre	508
3.	Dan Marino	420
4.	Tom Brady	401
5.	Drew Brees	400
6.	Fran Tarkenton	342
7.	John Elway	300
8.	Warren Moon	291
9.	Johnny Unitas	290
10.	Vinny Testaverde	275



TOM BRADY

NEWS & NOTES

ECLIPSING 3K

Brady once again reached 3,000 yards in 2014 for his 12th 3,000-yard season.

NFL RECORD FOR MOST 3,000-YARD SEASONS

18	Brett Favre
16	Peyton Manning
13	Dan Marino
12	John Elway
12	Drew Brees
12	Tom Brady

FRANCHISE LEADING PASSER

PATRIOTS ALL-TIME LEADING PASSERS

PLAYER	YEARS	ATT	COMP	YARDS
Tom Brady	2000-15	7,301	4,647	54,370
Drew Bledsoe	1993-01	4,518	2,544	29,657
Steve Grogan	1975-90	3,593	1,879	26,886

NFL FRANCHISE WINS LEADER

Tom Brady has 163 career regular-season wins with the Patriots, surpassing Brett Favre (160 wins with Green Bay) for the most wins by a starting quarterback with one team. Brady made his 208th career start against Pittsburgh (9/10) when he won his 161st game. It took Favre 253 starts to reach 160 wins.

MOST WINS AS A STARTING QUARTERBACK FOR ONE TEAM

Player	Wins	Team
Tom Brady	163	New England
Brett Favre	160	Green Bay
John Elway	148	Denver
Dan Marino	147	Miami
Peyton Manning	141	Indianapolis

BRADY RACKS UP PASSING YARDS

Brady has 66 NFL games with 300 or more yards passing and the Patriots are 55-11 in those games. He is one of five players with sixty 300-yard games.

NFL QUARTERBACK 300-YARD GAMES (* ACTIVE)

PLAYER 300-YARD GAMES

Peyton Manning*	92
Drew Brees*	88
Tom Brady*	66
Dan Marino	63
Brett Favre	62
Kurt Warner	52
Dan Fouts	51
Warren Moon	49
Tony Romo*	46

Brady had a career-best eleven 300-yard games in the 2011 season, tied for third in NFL history behind Drew Brees (13 in 2011) and Peyton Manning (12 in 2013).

TOP QB HOME STARTING RECORDS (MIN. 75 STARTS) SINCE 1970 MERGER (INCLUDES POSTSEASON)

PLAYER	TEAM(S)	W	L	T	PCT.
Tom Brady	NE	106	17	0	.862
Terry Bradshaw	PIT	75	14	0	.843
John Elway	DEN	104	25	0	.806

TOM BRADY'S RECORD AS A STARTER

	REG. SEASON	PLAYOFFS	TOTAL
Overall	163-47	21-8	184-55
Home:.....	92-14	14-3	106-17
Road:.....	71-33	7-5*	78-38
By Yardage Total			
Less than 200:.....	35-15	4-1	39-16
200-299:.....	73-21	11-5	84-26
300 or more:.....	55-11	6-2	61-13
Other Records			
On Artificial Turf:.....	99-14	10-5	109-19
Temp Below 40:.....	34-5	11-2	45-7
Thanksgiving or later:.....	61-13	21-8	82-21
Leading at Halftime:.....	125-15	14-4	139-19
Leading after 3 Qtrs:.....	134-8	13-3	147-11
Overtime:.....	9-2	1-0	10-2
Passer rating >100.0:.....	91-6	10-0	101-6

*Includes six Super Bowls at neutral sites

BRADY'S COMEBACKS

Brady has engineered 47 career game-winning performances to lead his team to a victory from a fourth-quarter deficit or tie.

DATE	OPP.	SCORE	TIME REMAINING		PASSING STATISTICS							FINAL
			IN REG.	ATT	CMP	YDS	TD	INT				
02/01/15	SEA**	14-24	15:00	15	13	124	2	0				28-24
01/10/15	BAL*	28-28	15:00	8	9	72	1	0				35-31
12/21/14	at NYJ	10-13	15:00	6	3	26	0	1				17-13
12/07/14	at SD	13-14	15:00	8	7	112	1	0				23-14
12/08/13	CLE	3-19	15:00	20	16	142	2	0				27-26
12/01/13	at HOU	21-24	15:00	12	8	87	0	0				34-31
11/24/13	DEN	21-24	15:00	19	12	100	1	0			(ot)	34-31
10/13/13	NO	23-27	1:13	5	7	70	1	0				30-27
09/08/13	at BUF	20-21	4:31	7	7	36	0	0				23-21
10/21/12	NYJ	23-26	1:37	9	13	95	0	0			(ot)	29-26
09/30/12	at BUF	21-21	15:00	7	4	78	2	0				52-28
01/22/12	BAL*	16-20	15:00	6	3	20	0	1				23-20
12/24/11	MIA	17-17	15:00	11	8	120	0	0				27-24
10/16/11	DAL	13-16	5:13	9	11	87	1	0				20-16
12/19/10	GB	21-27	13:49	6	5	82	1	0				31-27
11/25/10	at DET	24-24	15:00	5	5	86	2	0				45-24
10/17/10	BAL	10-20	14:53	24	16	156	1	1			(ot)	23-20
09/14/09	BUF	13-24	5:32	13	11	112	2	0				25-24
12/29/07	at NYG	23-28	15:00	12	8	130	1	0				38-35
12/03/07	at BAL	17-24	14:25	17	7	113	1	0				27-24
11/25/07	PHI	24-28	15:00	16	11	109	0	0				31-28
11/04/07	at IND	10-20	9:42	10	8	144	2	0				24-20
01/14/07	at SD*	13-21	8:35	14	9	122	1	1				24-21
12/03/06	DET	13-21	13:07	15	14	101	0	0				28-21
11/26/06	CHI	10-10	14:46	7	6	98	1	0				17-13
09/10/06	BUF	14-17	15:00	6	3	58	0	1				19-17
11/13/05	at MIA	15-16	2:53	2	2	76	1	0				23-16
10/30/05	BUF	7-16	10:07	4	4	69	0	0				21-16
10/09/05	at ATL	28-28	3:52	2	2	17	0	0				31-28
09/25/05	at PIT	10-13	14:19	12	12	167	0	0				23-20
02/06/05	PHI**	14-14	15:00	4	2	33	0	0				24-21
10/03/04	at BUF	17-17	15:00	4	2	8	1	0				31-17
02/01/04	CAR**	29-29	1:08	5	4	47	0	0				32-29
01/10/04	TEN*	14-14	15:00	11	6	27	0	0				17-14
11/30/03	at IND	31-31	10:21	6	3	31	1	0				38-34
11/23/03	at HST	13-20	3:11	14	10	133	1	0			(ot)	23-20
11/03/03	at DEN	23-26	2:51	4	5	58	1	0				30-26
10/19/03	at MIA	13-13	15:00	10	7	147	1	0			(ot)	19-13
10/05/03	TEN	24-27	4:40	1	1	15	0	0				38-30
12/29/02	MIA	13-24	4:59	13	8	69	1	0			(ot)	27-24
11/10/02	at CHI	19-30	5:16	14	9	116	2	0				33-30
09/22/02	KC	38-38	0:00	5	4	46	0	0			(ot)	41-38
02/03/02	STL**	17-17	1:21	8	5	53	0	0				20-17
01/19/02	OAK*	3-13	15:00	27	20	138	0	0			(ot)	16-13
12/16/01	at BUF	6-9	5:57	13	9	116	0	0			(ot)	12-9
12/02/01	at NYJ	14-16	15:00	7	6	56	0	0				17-16
10/14/01	SD	16-26	8:48	18	13	130	1	0			(ot)	29-26

^Statistics are from the time noted until the end of the game * Divisional Playoffs ** Super Bowl



TOM BRADY

NEWS & NOTES

BRADY IS STREAKING

Tom Brady has a streak of 111 consecutive starts and is the only quarterback in NFL history with two separate streaks of 100-plus starts.

MOST CONSECUTIVE STARTS BY AN NFL QB (INCLUDING POSTSEASON)

Games	QB
321	Brett Favre (1992-2010)
227	Peyton Manning (1998-2011)
181	Eli Manning (2004-present)
157	Philip Rivers (2006-present)
131	Joe Flacco (2008-present)
128	Tom Brady (2001-2008)
123	Ron Jaworski (1977-1984)
111	Tom Brady (2009-present)
110	Joe Ferguson (1977-1984)

LATE GAME WINNER

Brady now has seven career games in which he threw a game-winning touchdown pass in the final minute of the game to turn a Patriots deficit into a Patriots win.

11/10/02 at Chicago* **W** **33-30**

The Patriots trailed 30-25 when Brady threw a 20-yard touchdown to David Patten with 21 seconds left to give the Patriots a 33-30 win.

*-Champaign, Ill.

11/3/03 at Denver **W** **30-26**

The Patriots trailed 26-23 when Brady threw an 18-yard touchdown to David Givens with 30 seconds left to give the Patriots a 30-26 win.

12/3/07 at Baltimore **W** **27-24**

The Patriots trailed 24-20 when Brady threw an 8-yard touchdown to Jabar Gaffney with 44 seconds left to give the Patriots a 27-24 win.

9/14/09 vs. Buffalo **W** **25-24**

The Patriots trailed 24-19 when Brady threw a 16-yard touchdown to Ben Watson with 50 seconds left to give the Patriots a 25-24 win.

10/16/11 vs. Dallas **W** **20-16**

The Patriots trailed 16-13 when Brady threw an 8-yard touchdown pass to Aaron Hernandez with 22 seconds left to give the Patriots a 20-16 win.

10/13/13 vs. New Orleans **W** **30-27**

The Patriots trailed 27-23 when Brady threw a 17-yard touchdown pass to Kenbrell Thompson with five seconds left to give the Patriots a 30-27 win.

12/08/13 vs. Cleveland **W** **27-26**

The Patriots trailed 26-21 when Brady threw a 1-yard touchdown pass to Danny Amendola with 31 seconds left to give the Patriots a 27-26 win.

37 GAME-WINNING DRIVES

Brady has 37 game-winning drives in the fourth quarter or overtime in the regular season.

MOST GAME-WINNING DRIVES IN THE FOURTH QUARTER OR OVERTIME (Regular Season)

PLAYER	TEAMS	4TH QTR GAME-WINNING DRIVES
1. Peyton Manning	IND/DEN	52
2. Dan Marino	Miami	47
3. Brett Favre	GB/NYJ/MIN	43
4. John Elway	Denver	40
5. Tom Brady	New England	37
6. Warren Moon	HOU/MIN/SEA/KC	35
7. Drew Brees	SD/NO	34

RECORD TITLE HOLDER

Tom Brady earned his NFL record 12th division championship in 2014.

QUARTERBACK	CAREER DIVISION TITLES
Tom Brady	12
Peyton Manning	11
Joe Montana	9

12-WIN SEASONS

Since entering the NFL in 2000, Tom Brady's teams have reached 12 regular-season wins in nine different seasons, second all-time, behind Peyton Manning.

STARTING QB'S WITH THE MOST 12-WIN REGULAR SEASONS IN NFL HISTORY

PLAYER	SEASONS
Peyton Manning	11
Tom Brady	9
Brett Favre	6
John Elway	4
Jim Kelly	4

MOST WINS IN 200 STARTS

Brady had 155 career regular-season wins in his first 200 regular-season starts (155-45, .775). Brady has more wins than any other quarterback in his first 200 regular-season starts. Peyton Manning is second with 136 victories in his first 200 starts.

MOST WINS BY A STARTING QB THROUGH 200 REGULAR SEASON STARTS

Quarterback	Wins Through 200 Starts
Tom Brady	155
Peyton Manning	136
Dan Marino	125
John Elway	124

SIXTH TO REACH 4,000 COMPLETIONS

Tom Brady (4,647) is one of six players in NFL history to reach 4,000 completions.

MOST PASS COMPLETIONS IN NFL HISTORY

1. Brett Favre	6,300
2. Peyton Manning	6,025
3. Drew Brees	5,024
4. Dan Marino	4,967
5. Tom Brady	4,647
6. John Elway	4,123
7. Warren Moon	3,988

THIRD FASTEST TO 4,000 COMPLETIONS

Tom Brady has now completed 4,647 passes over his career in the regular season, becoming just the sixth player (third fastest) in NFL history to achieve the feat.

GAMES PLAYED TO 4,000 CAREER COMPLETIONS

Drew Brees	169
Peyton Manning	183
Tom Brady	187
Dan Marino	193
Brett Favre	196
John Elway	227



TOM BRADY

NEWS & NOTES

BRADY HAS FIFTH-BEST QB RATING

PLAYER	YEARS	TEAM	RATING
Aaron Rodgers	2005-14	Green Bay	106.7
Tony Romo	2004-14	Dallas	97.6
Peyton Manning	1998-14	IND/DEN	97.2
Steve Young	1985-99	TB/SF	96.8
Tom Brady	2000-14	Patriots	96.3
Philip Rivers	2004-14	San Diego	96.0

MOST TD THROWS COACH/QB TANDEM

Tom Brady has thrown 401 career touchdowns under head coach Bill Belichick, the most touchdowns among any head coach/starting quarterback tandem.

MOST TDS/QB TANDEMS (Regular Season Only)

Quarterback/Head Coach	Team	Touchdowns
Tom Brady/Bill Belichick	NE	401
Dan Marino/Don Shula	MIA	352
Drew Brees/Sean Payton	NO	281
Len Dawson/Hank Stram	KC	232

BRADY BEATS EVERYBODY

Since the win vs. Denver on Nov. 2, 2014, no NFL team can claim a winning record against Tom Brady. Conversely, Peyton Manning has a losing record against five teams and Brett Favre had a losing record against seven teams in his career. Brady has a career .500 record against six teams and a winning regular-season record against 25 teams.

He is undefeated against eight teams – Atlanta (4-0), Chicago (4-0), Dallas (3-0), Detroit (4-0), Jacksonville (5-0), Minnesota (4-0), Philadelphia (3-0) and Tampa Bay (3-0). Brady is most successful against Buffalo, with a 24-3 career record and the non-divisional team he has beaten the most is Indianapolis (9-3).

NO PLACE LIKE HOME

Tom Brady made his 100th home start against Chicago on Oct. 26, 2014. The win over Chicago gave Brady an 87-13 home record in his first 100 home starts, the best in NFL history since the merger among a quarterback with at least 50 starts.

BEST HOME REGULAR SEASON STARTING RECORDS (MINIMUM 40 STARTS)

Player	Record
Tom Brady	92-14 (.868)
Terry Bradshaw	67-12 (.848)
Roger Staubach	49-10 (.831)
Aaron Rodgers	44-9 (.830)
John Elway	92-23 (.805)
Joe Flacco	45-11 (.804)

BEST HOME REGULAR SEASON STARTING RECORD IN FIRST 100 STARTS

Player	Record
Tom Brady	87-13 (.870) in his first 100 starts at home
Brett Favre	82-18 (.820) in his first 100 starts at home
John Elway	77-23 (.770) in his first 100 starts at home
Peyton Manning	74-26 (.740) in his first 100 starts at home

WINNINGEST COACH/QB TANDEM

Bill Belichick and Tom Brady have the best winning percentage among a head coach/starting quarterback tandem since the 1970 merger. The tandem's 163 wins are the most wins by any coach-QB tandem since the 1970 AFL-NFL merger.

WINNINGEST COACH/QB TANDEMS SINCE 1970

(Regular Season Only – by winning percentage)

Quarterback/Head Coach	Team	W	L	T	Pct.
Tom Brady/Bill Belichick	NE	163	47	0	.776
Ken Stabler/John Madden	OAK	60	19	1	.756
Jim McMahon/Mike Ditka	CHI	46	15	0	.754
Peyton Manning/Tony Dungy	IND	73	24	0	.753

WINNINGEST COACH/QB TANDEMS SINCE 1970

(Regular Season Only – by victories)

Quarterback/Head Coach	Team	W	L	T	Pct.
Tom Brady/Bill Belichick	NE	163	47	0	.776
Dan Marino/Don Shula	MIA	116	68	0	.630
Terry Bradshaw/Chuck Noll	PIT	107	51	0	.601

MOST STARTS UNDER ONE HC

Tom Brady made his 185th career start at Carolina on Nov. 18, 2013, all under Bill Belichick. It is the most starts by a quarterback under one head coach in NFL history. Brady surpassed Dan Marino, who had 184 career starts under head coach Don Shula. Brady now has 210 career starts under Belichick.

12 GAMES WITH 300 YARDS, 4 TDS & 0 INTS

Tom Brady had his 12th NFL game with 300 yards, four touchdowns and no interceptions vs. Chicago (10/26/14), second in NFL history to the 15 such games by Drew Brees.

BRADY BEATS BUFFALO

Tom Brady owns a 24-3 record against the Buffalo Bills. He has more wins against Buffalo than any other NFL team. The New York Jets are second with 20 wins. Brady's 24 wins against Buffalo are the second most wins by a quarterback against an opponent.

MOST WINS BY A STARTING QUARTERBACK AGAINST AN OPPONENT

Player	Wins
Brett Favre	26 wins against Detroit
Tom Brady	24 wins against Buffalo
Brett Favre	23 wins against Chicago
Dan Marino	22 wins against Indianapolis

NFL RECORD FOR ATTEMPTS BETWEEN INTS

Tom Brady attempted 358 consecutive regular season passes without an interception, a streak spanning from Oct. 17, 2010-Sept. 1, 2011. Brady eclipsed Bernie Kosar's record of 308 pass attempts on Dec. 26, 2010 at Buffalo.

MOST CONSECUTIVE PASS ATTEMPTS WITHOUT AN INTERCEPTION

Attempts	Player (Team)	Years
358	Tom Brady (Patriots)	2010-11
308	Bernie Kosar (Cleveland)	1990-91
294	Bart Starr (Green Bay)	1964-65
279	Jeff George (IND/ATL)	1993-94
277	Rich Gannon (Oakland)	2001
271	Jason Campbell (Washington)	2007-08



TOM BRADY

NEWS & NOTES

SECOND IN DISTINCT HONOR

Tom Brady has earned 24 AFC Player of the Week honors, second in NFL history Peyton Manning's 27 honors. Brady was named AFC Offensive Player of the Month for September in 2015 and is tied with Manning for the most player of the month honors.

CAREER PLAYER OF THE WEEK AWARDS

Player	Career	Team	POW Awards
Peyton Manning	1998-present	Colts/Broncos	27
Tom Brady	2000-present	Patriots	24
Dan Marino	1983-1999	Dolphins	18
Brett Favre	1991-2010	Packers, Jets, Vikings	16
John Elway	1983-1998	Broncos	15

BRADY SHINES ON MONDAY NIGHT

Brady has thrown 43 touchdown passes on "Monday Night Football", the third-most in NFL history.

CAREER TOUCHDOWN PASSES ON MONDAY NIGHT FOOTBALL

Player	TD Passes on MNF	Games
Dan Marino	74	38
Brett Favre	69	38
Tom Brady	43	19
Steve Young	42	25
Peyton Manning	38	18
Joe Montana	36	20

THREE TD; NO INT

Tom Brady is second in NFL history with 43 games with three or more touchdowns and no interceptions. The Patriots are 42-1 (.977) in such games.

PLAYER MOST GAMES WITH 3+ TD PASSES AND 0 INT.

Peyton Manning	51
Tom Brady	43
Brett Favre	36
Drew Brees	35
Aaron Rodgers	32

GREAT WHEN IT'S LATE

Tom Brady has the most wins of any starting quarterback in the final four games of the regular season since the 1970 merger.

QUARTERBACK	W-L RECORD	WIN PCT.
Philip Rivers	30-6	.833
Tom Brady	43-9	.827
Roger Staubach	24-6	.800
Joe Montana	35-12	.745
Steve McNair	28-10	.737

200 GAME CLUB

Tom Brady played in his 200th NFL game for the Patriots in the win vs. the N.Y. Jets (10/16) and is one of three Patriots with 200 games played. He is tied with Bruce Armstrong for most games played for the Patriots.

Player	Games Played
Tom Brady	212
Bruce Armstrong	212
Julius Adams	206

SECOND PATRIOT WITH 200 STARTS

Tom Brady (210) is the second New England Patriots player to start in at least 200 games. Patriots Hall of Fame OL Bruce Armstrong started in 212 games during his career.

ELITE COMPANY

Tom Brady (210 starts in the regular season and 29 postseason starts) and Pro Football Hall of Famer Jerry Rice (284 regular season starts and 29 postseason starts) are the only NFL players with at least 200 regular-season starts and at least 25 postseason starts.

MOST VALUABLE PLAYERS

MOST ASSOCIATED PRESS NFL MVP AWARDS

Peyton Manning 5*

Brett Favre 3

Tom Brady 2* (2007 and 2010)

Joe Montana 2

Aaron Rodgers 2*

Johnny Unitas 2

Kurt Warner 2

Steve Young 2

*Active

200-PLUS STARTS

Tom Brady is one of nine NFL quarterbacks with at least 200 career starts in the regular season.

MOST NFL STARTS BY AN NFL QUARTERBACK

Player	Starts
Brett Favre	298
Peyton Manning	260
Dan Marino	240
Fran Tarkenton	239
John Elway	231
Vinny Testaverde	214
Tom Brady	210
Warren Moon	203
Drew Brees	204



BRADY GOES LONG

Brady owns seven of the nine 4,000-yard passing seasons in Patriots history. Brady had 4,109 passing yards in 2014.

PATRIOTS TOP PASSING YARDS/SEASON

YARDS	PLAYER	YEAR
5,235	Tom Brady	2011
4,827	Tom Brady	2012
4,806	Tom Brady	2007
4,555	Drew Bledsoe	1994
4,398	Tom Brady	2009
4,343	Tom Brady	2013
4,110	Tom Brady	2005
4,109	Tom Brady	2014
4,086	Drew Bledsoe	1996



TOM BRADY

NEWS & NOTES



BRADY THROWS FOR SECOND-HIGHEST TOTAL

Tom Brady threw for 466 yards at Buffalo (09/20/14), marking the seventh time in Brady's career that he has eclipsed the 400-yard mark, the second-highest single-game mark of his career and the most ever against Buffalo, eclipsing the 464 yards by George Blanda in 1961.

MOST PASSING YARDS IN A GAME IN PATRIOTS HISTORY

Player	Date	Opp	Att	Cmp	Yds	TD	Int
Tom Brady	9/12/11	MIA	48	32	517	4	1
Tom Brady	9/20/15	BUF	59	38	466	3	0
Tom Brady	12/16/12	SF	65	36	443	1	2
Tom Brady	11/03/13	PITT	33	23	432	4	0
Drew Bledsoe	11/13/94	MIN	70	45	426	3	0
Drew Bledsoe	11/23/98	MIA	54	28	423	2	2
Tom Brady	9/18/11	SD	40	31	423	3	0

50-YARD DOUBLE DOWN

Brady has thrown at least two 50-yard passes in the same game eight times in his career. His career best came in 2009 with three 50-yard strikes in one game.

BRADY'S GAMES WITH AT LEAST TWO 50-YARD PASSES

10/9/05 @ Atlanta

-55t (3Q) Bethel Johnson
-51 (1Q) Deion Branch

1/14/06 @ Denver *AFC Divisional Playoff Round

-73 (4Q) Deion Branch
-51 (2Q) Andre' Davis

12/31/06 @ Tennessee

-62t (3Q) Reche Caldwell
-52 (1Q) Corey Dillon

12/9/07 vs. Pittsburgh

-63t (2Q) Randy Moss
-56t (3Q) Jabar Gaffney >Flea-flicker w/R. Moss

11/15/09 @ Indianapolis

-63t (2Q) Randy Moss
-55 (1Q) Randy Moss

12/06/09 @ Miami

-58t (1Q) Randy Moss
-58 (2Q) Wes Welker
-81t (3Q) Sam Aiken

11/22/12 @ NY Jets

-83t (2Q) Shane Vereen
-56t (2Q) Julian Edelman

11/03/13 vs. Pittsburgh

-57 (2Q) Danny Amendola
-81t(4Q) Aaron Dobson

THE BRADY SIX

Tom Brady was the seventh quarterback selected in the 2000 NFL Draft

QUARTERBACKS TAKEN IN THE 2000 NFL DRAFT

Rd	Pick	Player	Taken By
1	18	Chad Pennington	NY Jets
3	65	Giovanni Carmazzi	San Francisco
3	75	Chris Redman	Baltimore
5	163	Tee Martin	Pittsburgh
6	168	Marc Bulger	New Orleans
6	183	Spergon Wynn	Cleveland
6	199	Tom Brady	New England

BRADY HANGS 50

Brady and the Patriots knocked off Jacksonville, 51-17, on Sept. 27, 2015, the eighth time that New England scored at least 50 points in a game started by Brady, the most in NFL history. Pro Football Hall of Famer Len Dawson (6) is second. Brady eight 50-point games are more than 20 current teams have in their entire history.

Date	Opponent	Score
10/28/07	vs. Washington	52-7
11/18/07	at Buffalo	56-10
10/18/09	vs. Tennessee	59-0
9/30/12	at Buffalo	52-28
11/18/12	vs. Indianapolis	59-24
11/03/13	vs. Pittsburgh	55-31
10/26/14	vs. Chicago	51-23
9/27/15	vs. Jacksonville	51-17

SPREADING THE WEALTH

Brady completed passes to 10 different receivers in the win at Buffalo (10/12/14). It was the 10th time in his career he has completed passes to 10 different receivers in a game and the first time since 12/8/13 vs. Cleveland.

300 IN A HALF

Brady had his fourth 300-yard half and his third 300-yard second half after throwing for 323 yards in the second half vs. Cleveland on Dec. 8, 2013.

YARDS	GAME	HALF
367	vs. San Francisco (12-16-12)	2nd half
345	vs. Tennessee (10-18-09)	1st half
323	vs. Cleveland (12-08-13)	2nd half
306	at Miami (9-12-11)	2nd half



TOM BRADY

PLAYOFF NOTES

BRADY MOVES UP POSTSEASON LISTS

Tom Brady threw three touchdown passes in the 2014 AFC Divisional Playoff game vs. Baltimore (01/10/15) to move past Joe Montana (45) for the most touchdown passes in the postseason with 46. He added three more touchdowns in the AFC title win and four in the Super Bowl. Brady had a franchise record of 367 yards against the Ravens. He became the all-time postseason passing leader in the AFC title win.

NFL ALL-TIME LEADERS: POSTSEASON TOUCHDOWN PASSES

PLAYER	TEAM	TOUCHDOWNS
Tom Brady	New England	53
Joe Montana	San Fran./Kansas City	45
Brett Favre	Green Bay/Minnesota	44
Peyton Manning	Indianapolis/Denver	38
Dan Marino	Miami	32
Kurt Warner	St. Louis/Arizona	31
Terry Bradshaw	Pittsburgh	30

NFL ALL-TIME LEADERS: POSTSEASON TD PASSES, SINGLE GAME

PLAYER	TEAM	GAME	TOUCHDOWNS
Tom Brady	NE	AFC-D: NE vs. DEN '11	6
Daryle Lamonica	OAK	AFC-D: OAK vs. HOU '69	6
Steve Young	SF	SB: SF vs. SD '94	6

NFL ALL-TIME LEADERS: POSTSEASON PASSING YARDS

PLAYER	TEAM	YARDS
Tom Brady	New England	7,345
Peyton Manning	Indianapolis/Denver	6,800
Brett Favre	Green Bay/Minnesota	5,855
Joe Montana	San Fran./Kansas City	5,772
John Elway	Denver	4,964
Dan Marino	Miami	4,510

NFL ALL-TIME LEADERS: POSTSEASON COMPLETIONS

PLAYER	TEAM	COMPLETIONS
Tom Brady	New England	683
Peyton Manning	Indianapolis/Denver	598
Brett Favre	Green Bay/Minnesota	481
Joe Montana	San Fran./Kansas City	460

NFL ALL-TIME LEADERS: POSTSEASON COMP. PCT., SINGLE GAME

PLAYER	TEAM	GAME	COMP PCT.
Tom Brady	NE	AFC-D: NE vs. JAX '07	92.9 (26-28)
Phil Simms	NYG	SB: NYG vs. DEN, '86	88.0 (22-25)
Kurt Warner	ARI	NFC-WC: ARI vs. GB '09	87.9 (29-33)

MOST 300-YARD GAMES, POSTSEASON HISTORY

PLAYER	TEAM	300-YARD GAMES
Peyton Manning	Indianapolis/Denver	9
Tom Brady	New England	8
Joe Montana	SF/Kansas City	6
Kurt Warner	STL/Arizona	6
Drew Brees	San Diego/New Orleans	6
Dan Fouts	San Diego	5

NFL ALL-TIME LEADERS: POSTSEASON TD PASSES, CONSECUTIVE GAMES

PLAYER	TEAM	GAMES
Brett Favre	GB/MIN	20 (1995-2009)
Tom Brady	NE	18 (2001-2011)
Dan Marino	MIA	13 (1983-1995)

BRADY IN POSTSEASON

With the win in Super Bowl XLIX and another MVP Award, Brady is now tied for most Super Bowl wins as a QB and most Super Bowl MVP awards.

NFL ALL-TIME LEADERS/PLAYOFF VICTORIES AS STARTING QUARTERBACK

PLAYER	TEAM(S)	PLAYOFF WINS
Tom Brady	New England	21
Joe Montana	S.F./K.C.	16
Terry Bradshaw	Pittsburgh	14
John Elway	Denver	14
Brett Favre	GB/MIN	13

QB's WITH 3 OR MORE SUPER BOWL VICTORIES

PLAYER	TEAM	WINS
Tom Brady	NE	4
Terry Bradshaw	PIT	4
Joe Montana	SF	4
Troy Aikman	DAL	3

PLAYERS WITH MULTIPLE SUPER BOWL MVP AWARDS

PLAYER	TEAM	MVPS
Tom Brady	NE	3
Joe Montana	SF	3
Terry Bradshaw	PIT	2
Bart Starr	GB	2
Eli Manning	NYG	2

BRADY HAS MOST PLAYOFF WINS

Tom Brady is the winningest quarterback in NFL playoff history among signal callers who have made at least 10 starts.

MOST PLAYOFF WINS BY STARTING QB IN NFL HISTORY

PLAYER	TEAM	PLAYOFF WINS
Tom Brady	New England	21
Joe Montana	San Fran./K.C.	16
Terry Bradshaw	Pittsburgh	14
John Elway	Denver	14
Brett Favre	Green Bay	13
Troy Aikman	Dallas	11
Roger Staubach	Dallas	11
Peyton Manning	Indianapolis/Denver	11

HIGHEST PLAYOFF WIN PCT. BY STARTING QB IN NFL HISTORY (Minimum 10 Starts)

PLAYER	TEAM	W	L	PCT
Bart Starr	Green Bay	9	1	.900
Jim Plunkett	Oak./L.A. Raiders	8	2	.800
Terry Bradshaw	Pittsburgh	14	5	.737
Troy Aikman	Dallas	11	4	.733
Tom Brady	New England	21	8	.724
Joe Montana	San Fran./K.C.	16	7	.696
Kurt Warner	St. Louis/Arizona	9	4	.692
John Elway	Denver	14	7	.667
Ben Roethlisberger	Pittsburgh	10	5	.667
Joe Flacco	Baltimore	10	5	.667

MOST PLAYOFF STARTS BY A QUARTERBACK

PLAYER	TEAM	STARTS
Tom Brady	New England	29
Peyton Manning	Indianapolis/Denver	24
Brett Favre	Green Bay/Minnesota	24
Joe Montana	San Fran./Kansas City	23
John Elway	Denver	21

BRADY IN THE SUPER BOWL

Brady is the all-time leader in Super Bowl passing yards (1,605) and with his four touchdowns in Super Bowl XLIX, to increased his Super Bowl touchdown total to 13, to move past Joe Montana (11) for the most touchdown passes in Super Bowl history. Brady's six Super Bowl starts are the most among all quarterbacks in NFL history.

SUPER BOWL PASSING YARDS

PLAYER	ATT	COMP	YARDS
Tom Brady	247	164	1,605
Kurt Warner	132	83	1,156
Joe Montana	122	83	1,142
John Elway	152	76	1,128
Terry Bradshaw	84	49	932

SUPER BOWL PASSING TOUCHDOWNS

PLAYER	APPEARANCES	TDS
Tom Brady	6	13
Joe Montana	4	11
Terry Bradshaw	4	9
Roger Staubach	4	8
Kurt Warner	3	6

SUPER BOWL STARTS BY A QUARTERBACK

STARTING QB	TEAM	#	APPEARANCES
Tom Brady	NE	6	XXXVI, XXXVIII, XXXIX, XLII, XLVI, XLIX
John Elway	DEN	5	XXI, XXII, XXIV, XXXII, XXXIII
Terry Bradshaw	PIT	4	IX, X, XIII, XIV
Jim Kelly	BUF	4	XXV, XXVI, XXVII, XXVIII
Joe Montana	SF	4	XVI, XIX, XXIII, XXIV
Roger Staubach	DAL	4	VI, X, XII, XIII

POSTSEASON GP RECORD APPROACHING

Super Bowl XLIX was Tom Brady's 29th NFL postseason game, matching Jerry Rice for the second-most postseason games. He needs to play in one more postseason game to tie Adam Vinatieri for the all-time lead with 30 postseason games.



PATRIOTS OFFENSIVE NOTES

WR DANNY AMENDOLA

WEARING TROY BROWN'S #80 JERSEY

When Danny Amendola joined the Patriots in the 2013 offseason, he was assigned jersey #80, the same number worn by Patriots' Hall of Famer Troy Brown, who finished his career as the team's all-time leading receiver and is punt returner.

Said Amendola on wearing Brown's jersey #80: "I talked to [Troy Brown] a little bit before I came here. I told him he's one of the greatest ever, and it's an honor to wear No. 80. I'm going to try to represent it the best I can."

RB BRANDON BOLDEN

BETTER THAN AVERAGE

RB Brandon Bolden's 8.6-yard average at Buffalo (9/30/12) is tied for the third highest ever in a single game for the Patriots among running backs with at least 15 rushing attempts. Bolden earned the FedEx Ground Player of the Week for his performance.

HIGHEST RUSHING AVERAGE/SINGLE GAME (MIN. 15 RUSHING ATTEMPTS)

Player	Average
Curtis Martin	9.6 (17-164 vs. Washington, Oct. 13, 1996)
Tony Collins	9.2 (23-212 vs. N.Y. Jets, Sept. 18, 1983)
Sammy Morris	8.6 (16-138 vs. Denver, Oct. 20, 2008)
Jim Nance	8.6 (17-146 at Houston, Dec. 11, 1966)
Brandon Bolden	8.6 (16-137 at Buffalo, Sept. 30, 2012)
Stevan Ridley	8.5 (15-127 at St. Louis, Oct. 28, 2012)

FOOTBALL FAMILY TRADITION

Bolden's grandfather, Frank Pitts, played 10 years in the NFL (1965-74) as a receiver for Kansas City, Cleveland and Oakland. He was with Kansas City for two Super Bowls, losing Super Bowl I and winning Super Bowl IV. Said Bolden about his grandfather, "I remember being six years old, him popping in a highlight film of Super Bowl I and IV. I've seen that tape at least 500 times."

BOLDEN BLOCK PARTY

Brandon Bolden blocked his first NFL punt in the second quarter at San Diego (12/7/14) to give the Patriots a first down at the Chargers 25-yard line. It was the Patriots first blocked punt since Patrick Chung blocked a punt at Miami on Oct. 4, 2010.

WR JULIAN EDELMAN

EDELMAN VERY RECEPTIVE

Julian Edelman has 227 receptions over the last three seasons (2013-15), are the third most in the NFL over that time frame.



Player	Receptions
Antonio Brown (PIT)	273
Demaryius Thomas (DEN)	236
Julian Edelman (NE)	227
Pierre Garcon (IND/WAS)	205

RECORD RETURNER

WR Julian Edelman set a franchise record with his fourth career punt returned for a touchdown when he returned a punt 84 yards for a touchdown vs. Denver on Nov. 2, 2014. He set a franchise record with a 94-yard punt return touchdown vs. Miami (1/2/11). The previous longest punt return was an 89-yard touchdown return by Mike Haynes vs. Buffalo (11/7/76). He also returned punts for touchdowns vs. Kansas City (11/21/11 - 72 yards) and vs. Indianapolis (11/18/12 - 68 yards). Edelman is now tied for second-most punt return touchdowns in the NFL since 2010.

Most Punt Return Touchdowns/Patriots Career

4 Julian Edelman
3 Troy Brown
3 Irving Fryar
2 Mike Haynes

MOST PUNT RETURN TOUCHDOWNS IN THE NFL SINCE 2010

Devin Hester	CHI/ATL	7
Julian Edelman	NE	4
Patrick Peterson	ARZ	4
Darren Sproles	SD/NO/PHI	4
Tavon Austin	STL	3
Ted Ginn, Jr.	SF/CAR/ARZ	3
Dexter McCluster	TEN	3
Leodis McKelvin	BUF	3
Antonio Brown	PIT	3
Micah Hyde	GB	3
Travis Benjamin	CLE	3

ANOTHER TEAM RECORD

Edelman had a 47-yard run in the fourth quarter vs. Indianapolis (11/18/12). It is the longest run ever by a Patriots receiver, topping Troy Brown's 35-yard run vs. Tampa Bay on (9/3/00).



PATRIOTS OFFENSIVE NOTES

NOT YOUR AVERAGE RETURNER

Edelman has returned 134 punts for 1,626 yards during his career and is first in team history and tied for sixth in NFL history with a 12.1 average. Edelman finished first in the AFC and second in the NFL with a 12.0 punt return average in 2014. Philadelphia's Darren Sproles (13.0) was first in the NFL.

HIGHEST PUNT RETURN AVERAGE, PATRIOTS CAREER (20 Returns)

Player	Punt Rt Avg.	Year
Julian Edelman	12.1	2009-15 (134-1,626)
Mack Herron	12.0	1973-75 (74-888)
Carl Garrett	11.3	1969-72 (43-487)
Wes Welker	10.4	2007-12 (114-1,185)

HIGHEST PUNT RETURN AVERAGE IN THE NFL (75 Returns)

Player	Punt Rt Avg.	Year
George McAfee (Chicago)	12.8 (112-1,431)	(1940-41, 1945-1950)
Jack Christiansen (Detroit)	12.8 (85-1,084)	(1951-58)
Claude Gibson (SD/OAK)	12.6 (110-1,381)	(1961-65)
Devin Hester (Chicago/Atlanta)	12.3 (282-3,481)	(2006-present)
Bill Dudley (PITT/DEN/WAS)	12.2 (124-1,515)	(1942-53)
Julian Edelman (NE)	12.1 (134-1,626)	(2009-present)
Rick Upchurch (DEN)	12.1 (248-3,008)	(1975-83)
Desmond Howard (WAS/JAC/GB/OAK/DET)	11.9 (244-2,895)	(1992-2002)
Billy Johnson (HOU/ATL/WAS)	11.8 (282-3,317)	(1974-88)

FROM STANDOUT QB TO WR

Edelman began his college football career with a year at the College of San Mateo (Calif.) before transferring to Kent State where as a senior he completed 56 percent of his passes (153 of 275 passes for 1,820 yards) with 13 touchdowns. He was also the leading rusher, gaining 1,551 yards on 215 attempts (an average of 7.5 yards per carry) and scoring 13 touchdowns. His offensive numbers broke Kent State's single-season record for total offense set by Joshua Cribbs in 2003. Said head coach Bill Belichick on the versatility of Edelman: "He played the quarterback position in college at Kent State and all the positions really that he's played in the NFL – covering kicks, returning kicks, slot receiver, outside receiver, slot defender – he didn't do any of those things in college. I think that really speaks to his versatility and how much he's grown as a player and how many things he's learned how to do that he really didn't have much experience with in college. I'd say that's pretty unusual, especially to be as competent in them as he is."

EDELMAN'S BIG RETURN

Julian Edelman had an 84-yard punt return for a touchdown in the second quarter vs. Denver on Nov. 2, 2014. It was Edelman's 13th career punt return of 30 yards or more.

MOST 30-YARD PUNT RETURNS IN PATRIOTS HISTORY

Player	30-yard returns
Troy Brown	14
Julian Edelman	13
Irving Fryar	13
Mike Haynes	13

EDELMAN HITS THE CENTURY MARK

Edelman finished the 2013 season fourth in the NFL with 105 receptions to join Wes Welker (2007-09, 11-12) and Troy Brown (2001) as the only Patriots to reach 100 receptions in a season. Edelman averaged 6.4 receptions per game in 2013. Edelman finished eighth in the NFL in 2014 with 92 receptions despite missing the final two games. He joins Troy Brown and Wes Welker as the only Patriots with consecutive 90-catch seasons.

PATRIOTS PLAYERS WITH 100 RECEPTIONS

Player	Receptions	Season
Wes Welker	123	2009
Wes Welker	122	2011
Wes Welker	118	2012
Wes Welker	112	2007
Wes Welker	111	2008
Julian Edelman	105	2013
Troy Brown	101	2001

BEST PUNT RETURN AVERAGE IN A SEASON

Edelman has the two best punt return averages in a single season in New England history. In 2010, Edelman led the AFC and finished second in the NFL with a 15.3 punt return average. Chicago's Devin Hester led the NFL with a 17.1-yard average.

PATRIOTS BEST PUNT RETURN AVERAGE/SEASON (MIN. 15 RETURNS)

PLAYER	PR AVG.	YEAR
Julian Edelman	15.5	2012
Julian Edelman	15.3	2010
Mack Herron	14.8	1974
Troy Brown	14.2	2001

EDELMAN TAKES HIS FATHER'S ADVICE

If there is one thing Julian Edelman has never lacked, it's athletic ability. A dual-threat quarterback at Kent State and former baseball standout in high school, Edelman once wowed Toronto Blue Jays players with his impressive footwork while fielding ground balls in an appearance at batting practice in 2011.

This natural ability may have been overlooked by NFL scouts, who let him fall to the Patriots in the seventh round of the 2009 NFL Draft. Edelman remains focused on the lessons his father, Frank Edelman, taught him at a young age. "I'm still constantly trying to learn," Edelman told *The Boston Herald*. "My dad always put it in my head, when you're green, you're growing, when you're ripe, you're lost. When you're done learning, you're done."



PATRIOTS OFFENSIVE NOTES

RETURNS PILING UP

Julian Edelman is in fourth place in team history with 134 punt returns.

MOST PUNT RETURNS IN PATRIOTS HISTORY

Player	Punt Returns
1. Troy Brown	252
2. Irving Fryar	206
3. David Meggett	142
4. Julian Edelman	134
5. Wes Welker	114
6. Mike Haynes	111

Edelman is in third place in team history with 1,626 punt return yards.

MOST PUNT RETURN YARDS IN PATRIOTS HISTORY

Player	Punt Return Yards
1. Troy Brown	2,625
2. Irving Fryar	2,055
3. Julian Edelman	1,626
3. David Meggett	1,438
5. Wes Welker	1,185

EDELMAN ECLIPSES 1,000-YARDS

Edelman finished the 2013 season with 1,056 receiving yards to become the 10th Patriots player to register a 1,000-yard season. He finished the 2014 season with 972 yards despite missing the final two games.

1,000-YARD RECEIVING SEASONS IN PATRIOTS HISTORY

Player	Yards	Season
Wes Welker	1,569	2011
Randy Moss	1,493	2007
Stanley Morgan	1,491	1986
Wes Welker	1,354	2012
Wes Welker	1,348	2009
Rob Gronkowski	1,327	2011
Randy Moss	1,264	2009
Troy Brown	1,199	2001
Wes Welker	1,175	2007
Ben Coates	1,174	1994
Wes Welker	1,165	2008
Terry Glenn	1,147	1999
Terry Glenn	1,132	1996
Rob Gronkowski	1,124	2014
Julian Edelman	1,056	2013
Stanley Morgan	1,029	1981
Irving Fryar	1,014	1991
Harold Jackson	1,013	1979
Randy Moss	1,008	2008
Stanley Morgan	1,002	1979



EDELMAN GOES LONG

WR Julian Edelman set a career-high with a 69-yard touchdown in the fourth quarter at San Diego (12/7/14). His previous best was a 56-yard touchdown at the New York Jets on Nov. 22, 2012. Edelman's 69-yard touchdown was the longest of the season for the Patriots. Tom Brady threw a 56-yard touchdown pass to WR Brandon LaFell at Buffalo on Oct. 12.

EDELMAN GOES OVER 100

Edelman finished with eight receptions for a career-high 141 yards at San Diego (12/7/14) for his fifth career 100-yard game and his first of the 2014 season.



GARAPPOLO FIRSTS


Jimmy Garoppolo saw his first game action at Kansas City (9/29/14) and engineered a 7-play, 81-yard drive that included a 37-yard pass to WR Brandon LaFell before he culminated the drive with a 13-yard touchdown pass to TE Rob Gronkowski.



PATRIOTS OFFENSIVE NOTES

TE ROB GRONKOWSKI

RECEIVING YARDS RECORD



Rob Gronkowski finished the 2011 season with 1,327 receiving yards, surpassing San Diego's Kellen Winslow's 1980 record of 1,290 receiving yards for most receiving yards in a season by a tight end. He is the ninth NFL tight end and the first Patriots tight end with two 1,000-yard seasons.

MOST RECEIVING YARDS BY TIGHT END IN THE NFL

Player	Yards	Year
Rob Gronkowski	1,327	2011
Jimmy Graham (NO)	1,310	2011
Kellen Winslow (SD)	1,290	1980
Tony Gonzalez (KC)	1,258	2004
Todd Christensen (Raiders)	1,247	1983
Jimmy Graham (NO)	1,215	2013
Jackie Smith (STL)	1,205	1967
Tony Gonzalez (KC)	1,203	2000
Pete Retzlaff (PHI)	1,190	1965
Ben Coates (NE)	1,174	1994

MOST RECEIVING YARDS BY A PATRIOTS TIGHT END

Player	Yards	Year
Rob Gronkowski	1,327	2011
Ben Coates	1,174	1994
Rob Gronkowski	1,124	2014
Ben Coates	915	1995
Aaron Hernandez	910	2011
Marv Cook	808	1991
Don Hasselbeck	808	1981

MOST RECEPTIONS BY A PATRIOTS TIGHT END

Player	Rec.	Year
Ben Coates	96	1994
Rob Gronkowski	90	2011
Ben Coates	84	199
Rob Gronkowski	82	2014
Marv Cook	82	1991

BRADY TO GRONK ON REPEAT

THE MOST TD CONNECTIONS BETWEEN A QB AND A TE IN NFL HISTORY

Quarterback	Tight End	Team	TD Connections
Philip Rivers	Antonio Gates	San Diego	72
Tom Brady	Rob Gronkowski	New England	57
Drew Brees	Jimmy Graham	New Orleans	51
Drew Bledsoe	Ben Coates	New England	45
Peyton Manning	Dallas Clark	Indianapolis	44
Sonny Jurgensen	Jerry Smith	Washington	43
Dan Fouts	Kellen Winslow	San Diego	41
John Elway	Shannon Sharpe	Denver	41

GRONKOWSKI JOINS ELITE TE CLUB

Rob Gronkowski eclipsed 1,000 yards receiving and 10+ touchdowns for the second time in his career in 2014, joining Jimmy Graham as the only other tight end in NFL history with two 1,000-yard and double-digit TD seasons.

TIGHT ENDS WITH TWO 1,000-YARD RECEIVING AT 10+TD SEASONS

Player, Team	Season	Rec. Yards	Touchdowns
Rob Gronkowski, NE	2011	1,327	17
Jimmy Graham, NO	2011	1,310	11
Jimmy Graham, NO	2013	1,215	16
Rob Gronkowski, NE	2014	1,124	12

300 RECEPTIONS FOR GRONK

TE Rob Gronkowski reached 300 career receptions and now has 324 receptions. He is the ninth Patriots player to reach 300 career receptions. Gronkowski is ninth on the Patriots reception list. WR Deion Branch is eighth with 328 receptions.

SPECIAL CONNECTION

Rob Gronkowski and Tom Brady have connected on 57 touchdown passes, for the most touchdown connections in Patriots history.

THE MOST TD CONNECTIONS IN PATRIOTS HISTORY

Quarterback	Player	TD Connections
Tom Brady	Rob Gronkowski	57
Drew Bledsoe	Ben Coates	45
Tom Brady	Randy Moss	39
Steve Grogan	Stanley Morgan	39

GRONKOWSKI IS STREAKING

Gronkowski has caught at least one pass in all 68 regular-season games that he has played in his career. The only game that Gronkowski has played in at the NFL level where he did not have at least one reception was the 2012 AFC Divisional Playoff game vs. Houston when he left the game in the first quarter with an injury.

LONGEST CURRENT STREAKS OF CONSECUTIVE GAMES WITH A RECEPTION BY TIGHT ENDS

107 Jason Witten (Dallas)
107 Owen Daniels (Houston/Baltimore/Denver)
101 Heath Miller (Pittsburgh)
68 Rob Gronkowski (New England)

TIGHT END TD RECORD I

Gronkowski set an NFL record for most touchdowns by a tight end with 18 overall touchdowns in 2011 (17 receiving and 1 rushing). In addition to his 17 touchdown receptions, Gronkowski scored on a lateral in the third quarter vs. Indianapolis (12/4/11), credited as his first career rushing play.

MOST TOTAL TDs BY A TIGHT END IN A SINGLE NFL SEASON

18	Rob Gronkowski	NE	2011	(17 pass, 1 rush)
16	Jimmy Graham	NO	2013	(16 pass)
13	Vernon Davis	SF	2013	(13 pass)
13	Vernon Davis	SF	2009	(13 pass)
13	Antonio Gates	SD	2004	(13 pass)

MOST TD RECEPTIONS BY A TIGHT END IN A SINGLE NFL SEASON

17	Rob Gronkowski	NE	2011
16	Jimmy Graham	NO	2013
13	Vernon Davis	SF	2013
13	Vernon Davis	SF	2009
13	Antonio Gates	SD	2004



PATRIOTS OFFENSIVE NOTES

FIRST TIGHT END TO SCORE A RUSH TD

Gronkowski scored a 2-yard touchdown on a lateral from Tom Brady in the third quarter vs. Indianapolis (12/4/11), becoming the first tight end in Patriots history to score a rushing touchdown. Gronkowski is the first NFL tight end to score a rushing touchdown since Tennessee's Bo Scaife had a 31-yard scoring run against Baltimore on Nov. 12, 2006. He is the first tight end since the 1970 merger to have two receiving touchdowns and a rushing touchdown in the same game.



GRONKOWSKI REACHES CAREER MILESTONE

Rob Gronkowski reached 50 career touchdown receptions in his 59th career regular-season game to tie Randy Moss for the second-fastest player in NFL history to reach 50 touchdown receptions. Pro Football Hall of Famer Lance Alworth (54 games) is the fastest player in NFL annals to reach the milestone. Gronkowski also surpassed the record for fewest games by a tight end to reach 50 career touchdown catches.

NFL RECORD / FEWEST GAMES TO REACH 50 TOUCHDOWN CATCHES

Player	Games to reach 50 TD Rec.
Lance Alworth	54
Rob Gronkowski	59
Randy Moss	59
Jerry Rice	61
Tommy McDonald	63
Bob Hayes	66

DIVIDE AND GRONK-ER

Rob Gronkowski has 59 career touchdowns overall (58 receiving, 1 rushing), which ranks second in team history to the 68 total touchdowns by Stanley Morgan. He stands alone with the most TDs by a Patriots tight end. Gronkowski needs one more touchdown to become the second Patriots player with 60 career touchdowns.

MOST CAREER TOUCHDOWNS BY A PATRIOTS PLAYER

Player	Touchdowns
1. Stanley Morgan	68 (67 rec, 1 ret)
2. Rob Gronkowski	59 (58, rec, 1 rush)
3. Ben Coates	50
4. Randy Moss	50
5. Sam Cunningham	49
6. Jim Nance	46
7. Tony Collins	44

MOST TOUCHDOWN RECEPTIONS BY A PATRIOTS PLAYER

Player	Touchdowns
1. Stanley Morgan	67
2. Rob Gronkowski	58
2. Ben Coates	50
2. Randy Moss	50

MOST RECEIVING TOUCHDOWNS BY A PATRIOTS TIGHT END

Player	TD	Years
Rob Gronkowski	58	2010-Present
Ben Coates	50	1991-99
Russ Francis	28	1975-80, 87-88
Ben Watson	20	2004-09

TIGHT END TD RECORD II

Gronkowski became the first tight end in NFL history to have three consecutive 10-plus touchdown seasons (10 in 2010, 18 in 2011 and 11 in 2012). He also became the first tight end in NFL history with four seasons of 10 touchdowns after catching his 10th touchdown pass of the 2014 season at San Diego on Dec. 7, 2014. Antonio Gates reached four seasons with 10-touchdowns after recording his 10th touchdown the following week.

NFL TIGHT ENDS WITH MOST 10-PLUS TOUCHDOWN SEASONS

Rob Gronkowski	4 10 in 2010, 18 in 2011, 11 in 2012 and 12 in 2014
Antonio Gates	4 (13 in 2004, 10 in 2005, 10 in 2010 and 12 in 2014)
Tony Gonzalez	3
Jimmy Graham	3
Dallas Clark	2
Vernon Davis	2
Shannon Sharp	2
Wesley Walls	2
Julius Thomas	2

SPECIAL CONNECTION

BRADY TO GRONK TIED FOR 9TH PLACE ALL-TIME

Quarterback	Receiver	Touchdown Connections
Peyton Manning	Marvin Harrison	112
Steve Young	Jerry Rice	85
Dan Marino	Mark Clayton	79
Philip Rivers	Antonio Gates	72
Drew Brees	Marques Colston	68
Peyton Manning	Reggie Wayne	67
Jim Kelly	Andre Reed	65
Johnny Unitas	Raymond Berry	63
Tom Brady	Rob Gronkowski	57
Brett Favre	Antonio Freeman	57



PATRIOTS OFFENSIVE NOTES

FASTEST TE TO 50 TD

Gronkowski recorded his 50th career touchdown reception in his 59th career game - 33 games (or two full seasons) earlier than the next fastest tight end. Antonio Gates reached 50 touchdown receptions in 92 games. Additionally, Gronkowski is the fifth player in NFL history to have 50 or more touchdown catches in his first five seasons, joining Jerry Rice, Randy Moss, Lance Alworth and Andre Rison.

THREE STRAIGHT 10-TD SEASONS

Gronkowski had three straight 10-touchdown seasons (10 in 2010, 18 in 2011 and 11 in 2012). Gronkowski joins Randy Moss (2007, 2008 and 2009) and Corey Dillon (2004, 2005, 2006) as the only Patriots with three straight 10-plus touchdown seasons. He is the first Patriots with four 10-plus touchdown seasons overall after reaching 12 touchdowns in 2014.

CONSECUTIVE 10-PLUS TD SEASONS / PATRIOTS HISTORY

3 Rob Gronkowski - 2010, 2011, 2012

3 Randy Moss - 2007, 2008, 2009

3 Corey Dillon - 2004, 2005, 2006

2 BenJarvus Green-Ellis - 2010, 2011

2 Curtis Martin - 1995, 1996

MOST 10-PLUS TOUCHDOWN SEASONS / PATRIOTS HISTORY

4 Rob Gronkowski - 2010, 2011, 2012 and 2014

3 Randy Moss - 2007, 2008, 2009

3 Corey Dillon - 2004, 2005, 2006

2 BenJarvus Green-Ellis - 2010, 2011

2 Curtis Martin - 1995, 1996

2 Stanley Morgan - 1979, 1986

DOUBLE-DIGIT TD SEASONS

Gronkowski is the first tight end in NFL history to have three straight 10-plus touchdown seasons.

CONSECUTIVE 10-PLUS TD SEASON BY A TE/NFL HISTORY

3 Rob Gronkowski 10 in 2010, 18 in 2011, 11 in 2012

2 Antonio Gates 13 in 2004 and 10 in 2005

60 TD CLUB

Rob Gronkowski has 59 total touchdowns (58 receiving and 1 rushing) and needs one more to become just the fifth tight end to record at least 60 career touchdowns. He will reach the feat in just 69 games, the fastest among all of the tight ends that have 60 career touchdowns.

NFL TIGHT ENDS WITH AT LEAST 60 TOUCHDOWNS

Player	Touchdowns	Games to 60 touchdowns
Tony Gonzalez	111	154
Antonio Gates	99	110
Shannon Sharpe	62	199
Jerry Smith	60	151

GRONKOWSKI REACHES 1,000 YARDS

Rob Gronkowski finished the 2014 season with 1,124 receiving yards, tops among NFL tight ends. It is his second career 1,000-yard season. He had an NFL tight end record of 1,327 yards in 2011. Gronkowski is the first New England tight end to record two 1,000-yard seasons and the ninth NFL tight end with at least two career 1,000-yard seasons

NFL TIGHT ENDS WITH AT LEAST TWO 1,000-YARD SEASONS

Tony Gonzalez	4
Jason Witten	4
Kellen Winslow, Sr.	3
Shannon Sharpe	3
Todd Christensen	3
Rob Gronkowski	2
Antonio Gates	2
Jimmy Graham	2
Ozzie Newsome	2

MOST TD CATCHES BY A PATS TE

MOST TD CATCHES IN A SEASON BY A PATRIOTS TE

Player	Year	Rec	Yds	Avg	Lg	TD
Rob Gronkowski	2011	90	1327	14.7	52t	17
Rob Gronkowski	2014	82	1,124	13.7	46t	12
Rob Gronkowski	2012	55	790	14.4	41	11
Rob Gronkowski	2010	42	546	13	28	10
Ben Coates	1996	62	682	11	84t	9

Gronkowski finished the 2011 season with 90 receptions, posting the 15th season with 90 or more receptions by a tight end in NFL history

GRONKOWSKI TIES CAREER HIGH

With his three touchdowns against Pittsburgh, Gronkowski tied the Patriots record for most games with three or more touchdowns with four such games. The record is shared with Randy Moss.

MOST OVERALL GAMES WITH THREE OR MORE TOUCHDOWNS

4 Rob Gronkowski

4 Randy Moss

2 Billy Lott

2 Curtis Martin

2 Larry Garron

2 Sam Cunningham

GRONKOWSKI TIES CAREER HIGH

Since entering the NFL in 2010, Gronkowski has four games with three or more receiving touchdowns (including the playoffs), the most in the NFL during that span.

THE PLAYERS WITH THE MOST GAMES WITH THREE OR MORE RECEIVING TOUCHDOWNS SINCE 2010:

PLAYER	TEAM	GAMES W/3+ REC. TDS SINCE 2010
Rob Gronkowski	New England	4
Victor Cruz	New York Giants	2
Vincent Jackson	San Diego, Tampa Bay	2
Brandon Marshall	Miami, Chicago, New York Jets	2
Jordy Nelson	Green Bay	2
Demaryius Thomas	Denver	2

SECOND TO ONE

Gronkowski finished the 2011 season with 18 overall touchdowns (17 receiving, 1 rushing), passing Curtis Martin (17 overall in 1996) for the second highest single-season total in Patriots history.

PATRIOTS RECORD BOOK / MOST TOUCHDOWNS IN A SEASON

Player	Season	TDs
Randy Moss	2007	23
Rob Gronkowski	2011	18
Curtis Martin	1996	17

FINDING A WAY TO SCORE

Rob Gronkowski has the highest touchdown per reception percentage in NFL history among players with at least 200 receptions and 50 touchdowns since the 1970 merger.

Player	Team	Rec	TD	Pct.
Rob Gronkowski, New England		324	58	17.9
Mike Quick, Philadelphia		363	61	16.8
Wesley Walker, New York Jets		438	71	16.2
Randy Moss, MIN, OAK, NE, TEN, SF		982	156	15.9



PATRIOTS OFFENSIVE NOTES

SCORING EARLY AND OFTEN

Gronkowski has 59 touchdowns in 68 career games through four-plus seasons, averaging 0.868 touchdowns per game, which is good for the eighth highest touchdown per game rate in NFL history.

MOST TDS PER GAME (MIN: 50 GAMES)

Player	TDs	Games	Rate
Jim Brown	126	118	1.068
LaDainian Tomlinson	162	170	0.953
Steve Van Buren	77	83	0.928
Shaun Alexander	112	123	0.911
Don Hutson	105	116	0.905
Arian Foster	65	73	0.890
Adrian Peterson	94	108	0.870
Rob Gronkowski	59	68	0.868

ALL-PURPOSE PLAYER

In 2011, Gronkowski became the second tight end in NFL history to rush for a touchdown, catch a touchdown, record a tackle and return a kickoff in the same season. Bo Scaife was the first to accomplish the feat in 2006 with Tennessee.

MOST TDS SINCE 2010

Gronkowski's 58 touchdown receptions since the start of the 2010 season are the most in the NFL.

MOST TOUCHDOWN RECEPTIONS SINCE 2010

Player	Touchdowns
Rob Gronkowski	58
Dez Bryant	56
Calvin Johnson	54
Jimmy Graham	53

MOST TOUCHDOWNS RECEPTIONS BY A TIGHT END SINCE 2010

Player	Touchdowns
Rob Gronkowski	58
Jimmy Graham	53
Antonio Gates	40
Vernon Davis	33
Jason Witten	32
Tony Gonzalez	29
Greg Olsen	29

GRONKOWSKI HAS 17 CAREER 100-YARD GAMES

Gronkowski registered his 17th career 100-yard game in the win vs. Jacksonville on Sept. 27, 2015. He owns the team record for most 100-yard games by a tight end and ranks seventh all time on the tight ends list.

MOST 100-YARD GAMES BY A PATRIOTS TIGHT END

Player	100-Yard Games
Rob Gronkowski	17
Ben Coates	9

MOST 100-YARD GAMES BY A TIGHT END

Player	100-Yard Games
Tony Gonzalez	31
Kellen Winslow	24
Jackie Smith	22
Antonio Gates	21
Jason Witten	20
Shannon Sharpe	19
Rob Gronkowski	17

END ZONE DOUBLE DOWN

Gronkowski's seven games with two or more touchdowns in 2011 are an NFL record for a tight end. Antonio Gates (San Diego in 2004) and Jerry Smith (Washington in 1967) each had four two-touchdown games. Gronkowski has 14 such games in his NFL career.

MOST GAMES WITH 2+ TD RECEPTIONS/SEASON

8	Randy Moss (Patriots)	2007
7	Rob Gronkowski (Patriots)	2011
7	Cris Carter (Minnesota)	1995
7	Jerry Rice (San Francisco)	1987

FOUR 3+ TD GAMES

With his three touchdowns against Pittsburgh, Gronkowski tied the Patriots record for most games with three or more touchdowns with four such games. The record is shared with Randy Moss.

MOST OVERALL GAMES WITH THREE OR MORE TOUCHDOWNS (REGULAR SEASON)

4	Rob Gronkowski
4	Randy Moss
2	Billy Lott
2	Curtis Martin
2	Larry Garron
2	Sam Cunningham

FOUR 3+ TD GAMES

Since being chosen 42nd overall in Round 2 of the 2010 NFL Draft, Gronkowski has four games with three or more receiving touchdowns (including the playoffs), the most in the NFL during that span.

Player	Team	Games with three or more Rec. TDs.
Ron Gronkowski	Patriots	4
Victor Cruz	NY Giants	2
Vincent Jackson	San Diego, Tampa Bay	2
Brandon Marshall	Miami, Chicago, NY Jets	2
Jordy Nelson	Green Bay	2
Demaryius Thomas	Denver	2

ALL IN THE FAMILY

Gronkowski grew up playing football against his brothers in the backyard. Two of his brothers have NFL playing experience. Dan Gronkowski, finished the 2011 season with Cleveland after spending part of the season with the Patriots. He also spent time with Detroit (2009) and Denver (2010). Chris was with San Diego in 2013 after spending 2012 with Denver, 2010 with Dallas and 2011 with Indianapolis. The Gronkowskis are among 23 different sets of three brothers to have played in the NFL and join nine other families with at least three brothers in the NFL playing at the same time.

Family	Brothers	Yr. in NFL at Same Time
Gronkowski	Rob, Dan, Chris	2010-2011
Baldinger	Brian, Gary, Rich	1986-88, 90-92
Browner	Joey, Keith, Ross	1984-87
Olsen	Merlin, Phil, Orrin	1976
Saul	Rich, Bill, Ron	1970
Richardson	Gloster, Tom, Willie	1969
Rooney	Bill, Cobb, Joe	1924-27
Kinderdine	Hobby, Shine, Walt	1924
Nesser	Al, Frank, Fred, John, Phil, Ted	1921



PATRIOTS OFFENSIVE NOTES

IN GOOD COMPANY

In 2011, Rob Gronkowski joined Dallas Clark, Jimmy Graham, Tony Gonzalez and Todd Christiansen, as the only tight ends in NFL history with 90-plus receptions, 1,000-plus yards and 10-plus touchdown receptions in a single season.

TIGHT ENDS WITH 90-PLUS RECEPTIONS, 1000-PLUS YARDS AND 10-PLUS TOUCHDOWNS IN A SEASON

Player	Rec.	Yards	TDs	Year
Rob Gronkowski (NE)	90	1,327	17	2011
Jimmy Graham (NO)	99	1,310	11	2011
Dallas Clark (IND)	100	1,106	10	2009
Tony Gonzalez (KC)	96	1,058	10	2008
Todd Christiansen (LAR)	92	1,247	12	1983



LAFELL FINDS THE END ZONE

WR Brandon LaFell scored his first touchdown with the Patriots on a 44-yard touchdown pass from Tom Brady in the third quarter at Kansas City [9/29/14].

HITTING THE CENTURY MARK

LaFell finished the game against Kansas City [9/29/14] with six receptions for 119 yards for his first 100-yard day as a Patriot and the third 100-yard day of his career. He had his fourth career 100-yard day vs. Chicago [10/26], setting a career-high with 11 receptions for 124 yards.

TWICE AS NICE

WR Brandon LaFell scored two touchdowns on an 18-yard pass and a 56-yard pass in the fourth quarter at Buffalo on Oct. 12, 2014. It was his second two-touchdown game of his career. He had two touchdowns with Carolina vs. the New York Giants on Sept. 22, 2013. He added his third two-touchdown game at Green Bay on Nov. 30.

CAREER DAY FOR LAFELL

Brandon LaFell had 11 receptions for 124 yards vs. Chicago [10/26/14], setting career highs in each category. LaFell's 11 topped his previous career high of seven receptions last season for Carolina when they played New England on Nov. 18, 2013. His 124 yards topped his previous career high of 119 yards, set at Kansas City on Sept. 29, 2014.

LAFELL REWRITES PERSONAL RECORD BOOK

Brandon LaFell set career high season marks in receptions, yards and touchdowns in 2014. He finished the 2014 season with 74 receptions for 953 yards and seven touchdowns. LaFell's previous high in receptions was 49 in 2013, his previous best in yards was 677 in 2012 and his previous best in touchdowns was five in 2013.



LIKE FATHER LIKE SON

Matthew Slater is one of 10 sons of Hall of Fame members to be drafted in NFL history.

HALL OF FAME FATHERS WITH SONS DRAFTED IN THE NFL

Jackie Slater (class of 2001) – son, Matthew Slater (NE)

Bobby Bell (class of 1983) – son, Bobby Bell (NYJ)

Tony Dorsett (class of 1994) – son, Anthony Dorsett (HOU)

Bob Griese (class of 1990) – son, Brian Griese (DEN)

Russ Grimm (class of 2010) – son, Cody Grimm (TB)

Howie Long (class of 2000) – son, Chris Long (STL)

son, Kyle Long (CHI)

Bruce Matthews (class of 2007) – son, Jake Matthews (ATL)

Don Shula (class of 1997) – son, Mike Shula (TB)

Kellen Winslow (class of 1995) – son, Kellen Winslow (CLE)

ALL-STAR COMBINATION

Matthew Slater was voted to his fourth straight Pro Bowl in 2014. His father, Jackie Slater, went to seven Pro Bowls. The Slater family's 11 combined Pro Bowls are the second most among father-son contingents to have been voted to at least one Pro Bowl each.

MOST FATHER AND SON PRO BOWL SELECTIONS

Players	Pro Bowls
Archie [2], Peyton [14] and Eli Manning [3]	19
Jackie [7] and Matthew Slater [4]	11

SLATER'S EMERGENCE WAS SPECIAL

Bill Belichick acknowledged Matthew Slater's role as a gunner on special teams: "Matt is one of the best in the league," Belichick said. "Any time the punt return team has to double somebody, that makes it one less guy they can use somewhere else in the return. He almost always draws two guys out there unless they're in an eight-man rush. Most of the time, there's two guys out there — fourth-and-short, where they're trying to protect the box — but he draws a lot of double teams, and deservedly so. He does an outstanding job of covering punts."

ELECTED TEAM LEADER

Patriots wide receiver Matthew Slater has been named to four straight Pro Bowls (2011-14) for his special teams work, but perhaps more revealing of his value to New England is the fact that he was elected a captain by his teammates for the fifth straight season in 2015.

The special teams ace was willing to share his advice on being a great captain with high school football players in a story published by *The Boston Globe*. "I think first and foremost, you have to be able to put others before yourself. Being a captain and leadership is about serving, and to me, that means a great deal of sacrifice — putting aside personal agendas for the greater common goal. Leadership is equated with sacrifice. I think you have to be willing to do whatever it takes for the unit to succeed. I think you need to lead by example. A lot of times, it's about what you do, not what you say."



PATRIOTS OFFENSIVE NOTES

SLATER ON BILL BELICHICK

"Guys have really bought into what we're trying to do here and believing in the goals that we've set to accomplish. We try not to acknowledge all the noise and hype surrounding ballgames. We prepare ourselves to have success by the way we work day-in and day-out on the field and in the meeting room, but it definitely starts with our leadership on this team."



NATE SOLDIER MAKES A GOOD CHOICE

It only took a day for Nate Solder to decide to change from his lifelong position of tight end to tackle after playing his freshman year at Colorado as a tight end. "My coaches came to me and said, 'You'd be an all right tight end, but you'd be an even better tackle,'" he told the *Boston Globe*. "I've always wanted to be great, so that's why I moved to tackle."

He added over 30 pounds after his redshirt freshman season and was named the team's starting left tackle. He played in 2,540 of 2,542 offensive plays over the next three seasons at Colorado and became an immediate contributor on the Patriots offensive line at right tackle as a rookie before moving to left tackle.



RYAN WENDELL LEADS THE NFL IN PLAY SNAPS IN 2012

Ryan Wendell played a league-high 1,249 snaps in 2012 and it helped earn him a spot on the *USA Today* All-Joe team. Said Wendell: "I think first it says a lot about the organization, our training staff and our strength training coaches, that they do everything they can all season and all off-season and during the spring to keep us healthy throughout the whole season. I think it says more about them than it does about me individually."

PATRIOTS



PATRIOTS DEFENSIVE NOTES

LB JAMIE COLLINS

JAMIE COLLINS' JOURNEY



The road to the NFL has been anything but easy for linebacker and 2013 second-round draft pick Jamie Collins. The youngest of five siblings growing up in Meadville, Miss., Collins lost both of his parents when he was six years old and was raised by one of his sisters, who was in her mid 20s.

Collins turned to football as an outlet to help him through the tough times. "It means a lot. It's my living," Collins told *The Boston Herald*. "It kept me on track." Collins' resiliency in dealing with adversity has made a lasting impact on fellow Mississippi native Stevan Ridley, who grew up 30 miles west of Meadville in Natchez, Miss., and got to know Collins through a family friend. "What I've known about him, he really has been a strong person," Ridley told the *Herald*. "Anybody that's gone through the things that he's gone through and can still find a way to be successful on the football field, you have to be mentally tough. That's what he's kind of done as a teammate here. He's come in here and accepted his role and did a pretty good job as a rookie."

COLLINS RECORDS FIRST INT

LB Jamie Collins intercepted a Kyle Orton pass in the win at Buffalo (10/12/14), marking his first regular-season interception. He had his second of the year at the Jets on Dec. 21, 2014. His first career pick came in the 2013 AFC Divisional Playoff vs. Indianapolis (1/11/14).

COLLINS SETS CAREER HIGH

LB Jamie Collins set a career high with 2 1/2 sacks in the win at Buffalo on Sept. 20, 2015. It was his second career multi-sack game. He registered his first NFL two-sack game with at San Diego (12/7/14).

TEAM LEADER

Collins had a standout second season in 2014. He led the team in total tackles (109), forced fumbles (4) and fumble recoveries (2), and tied for the team lead in interceptions (2).

LB DONT'A HIGHTOWER

WEARING BRUSCHI'S JERSEY #54

As a first round draft pick, Dont'a Hightower is used to high expectations. Hightower went to training camp with jersey #45 but was switched to jersey #54 prior to the start of his rookie year in 2012. Former LB Tedy Bruschi wore #54 for 13 seasons.

Hightower understands the importance of the number and hopes to live up to its legacy. "I definitely feel honored to be able to wear this number," Hightower said. "I've read that Tedy didn't want it to be retired and he hoped another



linebacker would come in and be able to wear this number and be able to play as well. I feel honored. Tedy was a great player, and he means a lot to this organization. I'm definitely proud to be able to wear this number."

HIGHTOWER HAS A CAREER FIRST


LB Dont'a Hightower registered his first career two-sack game at Minnesota (09/14/14).

HIGHTOWER SETS CAREER HIGH

LB Dont'a Hightower registered a 9-yard sack of Green Bay QB Aaron Rodgers (11/30/14) in the second quarter to set a career high with 4 1/2 sacks in 2014. He finished the year with 6.0. His previous best was four sacks as a rookie in 2012.

DE CHANDLER JONES

FOLLOWING IN BROTHERS' FOOTSTEPS



Chandler Jones has two brothers, Arthur, a fifth-round NFL Draft selection by the Baltimore Ravens in 2010 (currently with the Indianapolis Colts), who was a Syracuse defensive tackle, and Jon "Bones" Jones, a UFC fighter and the former Lightweight Champion.



PATRIOTS DEFENSIVE NOTES

RACKING UP SACKS

Chandler Jones reached a career high with 11½ sacks in 2013. He had six sacks as a rookie in 2012 and had six sacks in 2014.

MOST SACKS IN THE FIRST THREE SEASONS/PATRIOTS HISTORY

Player	Seasons	Sacks
Garin Veris	1985-87	28.0 (10.0, 11.0, 7.0)
Andre Tippett	1982-84	27 (0, 8.5, 18.5)
Willie McGinest	1994-96	25 (4.5, 11, 9.5)
Chandler Jones	2012-14	23.5 (6.0, 11.5, 6.0)
Chris Slade	1993-95	22.5 (9.0, 9.5, 4.0)
Brent Williams	1993-95	20 (7.0, 5.0, 8.0)

JONES PILED UP SACKS IN 2013

Jones finished the 2013 season with 11½ sacks on the year. The Patriots have now had a player finish with 10 or more sacks in a season 15 times in team history.

PATRIOTS 10-PLUS SACK SEASONS

Sacks	Player	Year
12.0	Tony McGee	1977
10.0	Bobby Hamilton	1977
11.5	Tony McGee	1978
10.5	Tony McGee	1979
18.5	Andre Tippett	1984
16.5	Andre Tippett	1985
10.0	Garin Veris	1985
11.0	Garin Veris	1986
12.5	Andre Tippett	1987
11.0	Willie McGinest	1995
12.5	Mike Vrabel	2007
10.0	Tully Banta-Cain	2009
10.0	Mark Anderson	2011
10.0	Andre Carter	2011
11.5	Chandler Jones	2013

JONES ACHIEVES TRIFECTA

DL Chandler Jones blocked a second-quarter Minnesota (9/14/14) 48-yard field goal attempt, recovered the loose ball and returned it 58 yards for a touchdown. It was the fifth blocked field goal returned for a touchdown in Patriots history and the first returned for a touchdown since S Patrick Chung blocked a field goal attempt that was returned 35 yards for a touchdown by DB Kyle Arrington at Miami on Oct. 4, 2010. It is the second field goal block by Jones. He blocked a 39-yard attempt vs. Miami on Oct. 27, 2013. It was Jones' second career touchdown. He recovered an errant shotgun snap squibbed into the end zone at Baltimore on Dec. 22, 2013.

DEFENSIVE PLAYER OF THE WEEK

Chandler Jones was named AFC Defensive Player of the Week for his performance in the Patriots' 30-7 victory at Minnesota on Sept. 14, 2014. It was the first time in Jones' career that he has received an AFC Player of the Week honor. He was named AFC Defensive Player of the Month for November last season and NFL Defensive Rookie of the Month in September 2012.

Jones blocked a 48-yard field goal attempt and returned it 58 yards for a touchdown to give New England a 24-7 halftime lead at Minnesota (9/14). He also finished the game with eight total tackles and his fifth career two-sack game.

The last time the Patriots earned an AFC Defensive Player of the Week honor was Week 10 of the 2011 season when Andre Carter tied a team record with four sacks at N.Y. Jets (11/13/11).

JONES SNAPS A SELFIE

When training camp practice ends at Gillette Stadium, the first wave of players quickly head into the locker room to shower and recover from the tough workout, but Chandler Jones is almost never among them. He is autographing footballs, snapping selfies and chatting with as many fans as he can before he makes his way into the building to rest his body and escape the heat. The Super Bowl Champion defensive end enjoys engaging his fans because he remembers a time when he was the one cheering from a distance.

"I feel like it was just yesterday when I was one of those fans," Jones said to ESPN's Mike Reis. "I didn't have access to an NFL team, but I was the guy that was on Twitter that was like, 'Oh my God, he tweeted me' or 'He shouted me out.' I was that person. So for me to have an opportunity to do that to people, I try to do that whenever I can. You see fans out there, they're sitting in the rain, they're sitting in the heat, sweating, they're drenched, and they're just yelling your name the whole practice. The least I can do is go over there and say hi and take some selfies and sign a few things. I love it. It's great."



THIRD TEAM'S A CHARM

Chris Jones had an early introduction to failure in the NFL. Taken behind 37 other defensive linemen in the 2013 NFL Draft, the defensive tackle was cut by two teams over a span of just 11 days. After selecting him in the sixth round with the 198th overall pick, the Houston Texans cut Jones on Aug. 31. Jones signed with the Tampa Bay Buccaneers on Sept. 1, but lasted only 10 days, as the Buccaneers released him on Sept. 10. Rather than be deterred by these early disappointments, however, Jones maintained a positive outlook when he signed with the Patriots on Sept. 11, and it has paid off in a big way. Thrust into a starting role after key injuries to the defensive line, Jones finished his rookie season with six sacks.

Jones' sudden success may have come as a surprise to some, but not to Dave Clawson, Jones' college coach at Bowling Green. Jones was part of Clawson's first recruiting class and blossomed into an All-American and two-time captain for the Falcons. "It's hard to talk about Chris without getting a little bit emotional," Clawson told the *The Boston Herald*, "because he was that special of a player and person in our program."

JONES SAVES THE DAY; EARNS AFC HONORS

Chris Jones blocked a 58-yard field goal attempt by the Jets on the final play of the game to preserve New England's 27-25 win (10/16/14). It was the first blocked field goal for the Patriots since Chandler Jones blocked a 48-yard try by Minnesota's Blair Walsh earlier this season. He was named AFC Special Teams Player of the Week for his performance in the victory.



PATRIOTS DEFENSIVE NOTES



SURE TACKLER

Jerod Mayo had his fifth straight 100-tackle season and his second season with over 180 total tackles after finishing the 2012 season with 184 tackles, the fifth-highest single season tackle total in franchise history. Mayo registered at least 10 tackles in 10 games, including a season-high of 20 vs. the New York Jets (10/28/12).

PATRIOTS SINGLE SEASON TACKLE LEADERS ALL-TIME

Year	Player	Tackles
1983	LB Clayton Weishuhn	229
1984	LB Steve Nelson	207
2010	LB Jerod Mayo	193
1980	LB Steve Nelson	186
2012	LB Jerod Mayo	184

TEAM LEADER

Jerod Mayo has led the Patriots in tackles in every season he has played except for the 2013 and 2014 seasons when he was limited to six games each year due to injury.

Most years Leading the Patriots in Tackles

5 Jerod Mayo (2008, 2009, 2010, 2011, 2012)

5 Vincent Brown (1991, 1992, 1993, 1994, 1995)

5 Steve Nelson (1979, 1980, 1982, 1984, 1985)



DOUBLE TROUBLE: DB DEVIN McCOURTY

After being selected by the Patriots in the first round of the 2010 NFL Draft, DB Devin McCourty became part of a select group in league history. McCourty's identical twin brother, Jason, is a cornerback with Tennessee, selected in the sixth round of the 2009 NFL Draft. The two are the 12th set of twins to play in the NFL. Devin redshirted for the 2005 season and therefore was a year behind his brother in eligibility. McCourty is the second twin to suit up for the Patriots, after CB Kato Serwanga was a member of the team from 1998-2000. His twin brother, Wasswa, played for San Francisco and Minnesota from 1999-2001. According to McCourty's mother, the two can only be told apart by tiny scars on their faces left by chickenpox. The McCourty twins are one of two active sets of twins playing in the NFL.

Current Twins Playing in the NFL

Devin (NE) and Jason McCourty (TEN)

Maurkice (PIT) and Mike Pouncey (MIA)

McCOURTY GOES LONG

Devin McCourty had a 104-yard kickoff return for a touchdown vs. N.Y. Jets (10/21/12), the second longest kickoff return in team history. Ellis Hobbs has the longest in team history with a 108-yard return for a touchdown at N.Y. Jets on Sept. 9, 2007. He was named AFC Special Teams Player of the Week for his performance.

Longest Kickoff return in Patriots History

Ellis Hobbs 108TD at New York Jets (9-9-07)

Devin McCourty 104TD vs. New York Jets (10-21-12)

IN GOOD COMPANY

Devin McCourty earned Associated Press All-Pro Second Team honors at safety in 2013. He also earned Second Team All-Pro Honors as a rookie in 2010 when he played cornerback. McCourty joins Pro Football Hall of Famers Rod Woodson and Ronnie Lott as the only NFL players to earn All-Pro honors at both safety and cornerback.

McCOURTY REGISTERS CAREER LONG

DB Devin McCourty returned a first quarter interception 60 yards to the Minnesota (09/14/14) 1-yard line to set up a Patriots touchdown. It is the longest interception return of his career. He had a 50-yard return as a rookie in 2010 at Detroit (11/25) on Thanksgiving Day.



A NOSE FOR THE FOOTBALL

Ninkovich has more opponent fumble recoveries (13) over the last five seasons (2010-2014) than any other NFL player. J.J. Watt is second during that time with 11 opponent fumble recoveries.





PATRIOTS DEFENSIVE NOTES

CAREER DAY IN BUFFALO

Ninkovich finished with a three-sack game for the first time in his career in the win at Buffalo (10/12/14). He has had two two-sack performances - vs. Miami (1/2/11) and at Carolina (11/18/13).

WHERE DID HE COME FROM?

Rob Ninkovich's journey to the Patriots was not easy. He entered the league as a fifth-round pick by the Saints in 2006 and was waived four times by New Orleans and Miami before landing in New England on Aug. 2, 2009. He spent the 2009 offseason trying to make the New Orleans team as a long snapper. Before coming to the Patriots, he had appeared in just eight games over three seasons. He doubled that total in his first year in New England, appearing in 15 games in 2009 and his role on the team has grown since, earning a starting role at linebacker in 2010 and 2011 before moving to a starting role on the defensive line in 2011.

CRAZY EIGHTS

Ninkovich raised his 2014 total to a team-high of 8.0 sacks in 2014. Ninkovich has had at least 8.0 sacks in three consecutive seasons (8.0 in 2012, 8.0 in 2013 and 8.0 in 2014), becoming the first Patriots player to have at least 8.0 sacks in three consecutive seasons since Pro Football Hall of Famer Andre Tippett achieved the feat from 1985-87 (1985, 16 1/2, 1986, 9 1/2 and 1987, 12 1/2).

NINKOVICH SCORED AS A TE IN COLLEGE

Ninkovich played some at tight end in college at Purdue and caught two touchdown passes with a 2-yard touchdown pass from Buffalo QB Kyle Orton and a 1-yard touchdown pass from former New York Giants and Indianapolis QB Curtis Painter.

DB LOGAN RYAN AND DB DURON HARMON

CLASSMATES REUNITE IN NEW ENGLAND

Defensive backs Logan Ryan and Duron Harmon are used to working together. Ryan and Harmon began their college football careers together as members of the same recruiting class at Rutgers University and developed a close friendship during their four years in Piscataway, N.J. As fate would have it, Ryan and Harmon would begin their NFL journeys together as well when the Patriots selected the two defensive backs just eight picks apart in the third round of the 2013 NFL Draft.

Reunited once again, the former Scarlet Knights are excited and eager to make their mark, just as they did at Rutgers. "We talked before the draft and said how good it would be to play on the same team again, and for it to happen again, it's exciting and it's a blessing," Harmon told *The Boston Globe*. "It's great [we're contributing], because at the end of the day you want to play, and to contribute to a team like this, it's fun."

RYAN'S FIRST PICK FOR SIX

Ryan returned his first NFL interception 79 yards for a touchdown N.Y. Jets on Oct. 20, 2013. The last Patriots player to return their first career interception for a touchdown was Kyle Arrington in 2010. The last rookie Patriots player to return their first career interception for a touchdown was James Sanders in 2005:

PATRIOTS PLAYERS TO RETURN THEIR FIRST CAREER INT FOR A TD

Season	Player	INT TD Yds
2013	Logan Ryan	79
2010	Gary Guyton	59
2010	Kyle Arrington	36
2005	James Sanders	39
2003	Asante Samuel	55
1999	Andy Katzenmoyer	59
1996	Willie McGinest	46
1992	Chris Singleton	82
1967	John Charles	35
1963	Jim Hunt	78
1961	Don Webb	27

RYAN RETURNS... TO SCHOOL

When Logan Ryan decided to leave Rutgers and enter the NFL Draft after his redshirt junior season in 2012, he made a promise to his parents that after his rookie year, he would return to school and earn his degree.

Ryan kept his promise and graduated in the spring of 2014 with a degree in labor relations and a minor in psychology.

"I committed to Rutgers, not only as a football player, but as a student, so I was going to make sure I finished that end too," Ryan told NJ.com.

"It's a big accomplishment in my life. I held my word to my parents and stuck with it and I'm fortunate. It took a lot of work, but I was able to go back and finish and walk in graduation."

FIRST NFL SACK RESULTS IN TURNOVER

Ryan forced a fumble on his first NFL sack vs. Miami (10/27/13), a week after returning his first career interception for a touchdown. Ryan strip-sacked Ryan Tannehill, forcing a fumble recovered by Rob Ninkovich that led in to a touchdown. The play marked the second time in as many weeks that a Ryan turnover led to Patriots points.

DL JABAAL SHEARD

SHEARD ON MCGINEST

Jabaal Sheard may be a new face in the Patriots locker room, but he's certainly familiar with Patriots legend, Willie McGinest. Sheard, who is typically soft-spoken around the microphones, was very excited to express his admiration for McGinest following the veteran linebacker's induction to the Patriots Hall of Fame on August 5.

"That's a guy that I watch film on still to this day," Sheard said to the *Boston Globe*. **"How he used to rush, how he'd attack, how he was relentless. It's amazing to be out here with him. The heart he had, that dog. He would get after the quarterback, get after the run. He was so into the team, whatever they asked him to do, he would do it."**

It makes sense that Sheard would feel a connection to McGinest, given the players' similarities. Before coming to New England as a defensive lineman, Sheard played outside linebacker for Cleveland in Mike Pettine's hybrid 3-4 system. By adding Sheard to his roster, Bill Belichick brings flexibility and, hopefully some of that McGinest magic, back to the Patriots front seven.



PATRIOTS SPECIAL TEAMS NOTES


K STEPHEN GOSTKOWSKI

CONSECUTIVE EXTRA POINTS

Stephen Gostkowski is first in NFL history for most consecutive extra points made.

Most Consecutive [Kicking] PATS

425	Stephen Gostkowski, NE, 2006-present
422	Matt Stover, BAL, IND 1996-2009
371	Jason Elam, DEN, 1993-2002
371	Jeff Wilkins, STL, 1999-2007
360	Jay Feely, ATL, NYG, MIA, NYJ, ARI, CHI, 2002-14



FRANCHISE SCORING LEADER

K Stephen Gostkowski became the Patriots all-time leader in points, passing Adam Vinatieri (1,158), in the win vs. Miami (12/14/14). Gostkowski entered the game needing five points to take the lead and reached the milestone on a 35-yard field goal in the third quarter. Gostkowski now has 1,214 total points.

<u>Player</u>	<u>Points</u>
Stephen Gostkowski	1,214
Adam Vinatieri	1,158
Gino Cappelletti	1,130

NFL POINTS LEADER IN 2014

Stephen Gostkowski finished first in the NFL in 2014 with 156 points, second only to his team record of 158 points in 2013. Gostkowski led the NFL in scoring in 2014 for the third straight season. He is the first NFL player with three seasons of 150 or more points.

Patriots Record for Most Points in a Season

158	Stephen Gostkowski, 2013
156	Stephen Gostkowski, 2014
155	Gino Cappelletti, 1964 (includes 7 TDs)
153	Stephen Gostkowski, 2012
148	Stephen Gostkowski, 2008
147	Gino Cappelletti, 1961
143	Stephen Gostkowski, 2011

NFL Record for Most Points by a Kicker

166	David Akers (SF) in 2011
164	Gary Anderson (MIN) in 1998
163	Jeff Wilkins (STL) in 2003
161	Mark Moseley (WAS) in 1983
158	Stephen Gostkowski (NE) in 2013
157	Mike Vanderjagt (Indianapolis) in 2003
156	Stephen Gostkowski (NE) in 2014
153	Stephen Gostkowski (NE) in 2012

FOUR-TIME LEAGUE LEADER

Gostkowski led the NFL for the third straight season in 2014. He led the NFL with 156 total points in 2014, 158 total points in 2013, 153 points in 2012 and 148 points in 2008. He is one of three players to lead the NFL in scoring for at least four seasons.

He joins Don Hutson, Gino Cappelletti, Pat Harder and Paul Hornung as the fifth player to lead the NFL in scoring for at least three straight seasons.

NFL Record for Most Seasons Leading the League in Scoring

5	Don Hutson Green Bay (1940-44)
5	Gino Cappelletti Patriots (1961, 1963-66)
4	Stephen Gostkowski (2008, 2012-14)
3	Earl Clark, Portsmouth (1932), Detroit (1935-36)
3	Pat Harder, Chicago Cardinals (1947-49)
3	Paul Hornung, Green Bay (1959-61)

GOSTKOWSKI BREAKS HIS OWN TEAM RECORD

Gostkowski led the NFL in 2014 with 35 field goals, the third-highest field goal total in team history. Gostkowski tied for the NFL lead with Baltimore's Justin Tucker with 38 field goals in 2013, breaking his own franchise record for most field goals in a season. He originally set the franchise record with 36 field goals in 2008.

MOST FIELD GOALS MADE IN A SEASON/PATRIOTS

<u>Player</u>	<u>Field Goals</u>	<u>Year</u>
Stephen Gostkowski	38	2013
Stephen Gostkowski	36	2008
Stephen Gostkowski	35	2014
Tony Franklin	32	1986
Adam Vinatieri	31	2004
Adam Vinatieri	31	1998

ON THE MARK IN 2014

Gostkowski made 94.6 percent of his field goals in 2014 (35-of-37), setting a new team record for field goal percentage in a single season.

PATRIOTS BEST FIELD GOAL PCT./SEASON

(Minimum 30 Attempts)				
<u>Player</u>	<u>Years</u>	<u>FGM</u>	<u>FGA</u>	<u>Pct.</u>
Stephen Gostkowski	2014	35	37	.946
Adam Vinatieri	2004	31	33	.939
Stephen Gostkowski	2013	38	41	.927
Stephen Gostkowski	2008	36	40	.900
Adam Vinatieri	2002	27	30	.900

FIFTH-MOST FGs IN A SEASON

MOST FIELD GOALS MADE IN A SEASON/NFL

<u>Player</u>	<u>Field Goals</u>	<u>Year</u>
David Akers (San Francisco)	44	2011
Neil Rackers (Arizona)	40	2005
Olindo Mare (Miami)	39	1999
Jeff Wilkins (St. Louis)	39	2003
Stephen Gostkowski (Patriots)	38	2013
Justin Tucker (Baltimore)	38	2013



PATRIOTS SPECIAL TEAMS NOTES

EVEN STEPHEN

Since joining the Patriots as a fourth-round draft choice in 2006, Gostkowski has connected on 87.1 percent of his regular-season field goal attempts, the best field goal percentage in Patriots history.

PATRIOTS ALL-TIME LEADERS / FIELD GOAL PCT.

(Minimum 50 Attempts)

Player	Years	FGM	FGA	Pct.
Stephen Gostkowski	2006-15	250	287	.871
Adam Vinatieri	1996-05	263	321	.819
Matt Bahr	1993-95	55	72	.764

1,000-POINT BENCHMARK

Stephen Gostkowski [1,214] reached the 1,000 point mark in only his 119th career game. He is the only kicker in NFL history to reach 1,000 career points in less than 120 career games played.

KICKERS TO REACH 1,000 POINTS IN FEWEST GAMES:

Player	Points	Games
Stephen Gostkowski	1,009	119
Mike Vanderjagt	1,004	126
Jason Elam	1,003	132
Ryan Longwell	1,002	136
Jan Stenerud	1,002	136

ON THE MARK

Stephen Gostkowski's 87.1 field goal percentage is the third-best among NFL kickers all-time. (Minimum 100 field goals)

Player	Years	FGM	FGA	Pct.
Dan Bailey	2011-15	120	133	90.2
Justin Tucker	2012-15	107	119	89.9
Stephen Gostkowski	2006-15	250	287	87.1
Mike Vanderjagt	1998-06	230	266	86.5
Steven Hauschka	2008-15	139	161	86.3
Nate Kaeding	2004-12	181	210	86.2
Robbie Gould	2005-15	252	293	86.0
Rob Bironas	2005-13	239	279	85.7
Matt Bryant	2002-15	292	341	85.6
Shayne Graham	2001-14	266	311	85.5
Connor Bath	2008-14	116	136	85.3

MOST 50-YARD FIELD GOALS IN TEAM HISTORY

Gostkowski is 14-of-18 from 50 yards or more as a member of the Patriots and has the most 50-yard field goals in New England history.

PATRIOTS RECORD FOR MOST 50 YARD FIELD GOALS

Player	Years	FGM	FGA	Pct.
Stephen Gostkowski	2006-15	14	18	77.7
Adam Vinatieri	1996-2005	8	17	47.1
Tony Franklin	1984-87	3	6	50.0

TWO FROM 50-PLUS

Gostkowski drilled a 51-yard field goal and a 53-yarder vs. Arizona (9/16/12) and connected on two 53-yard field goals at Houston on (12/1/13). He is the first Patriots player to have two 50-yard field goals in the same game.

GOSTKOWSKI KICKS CAREER-LONG FG

Gostkowski connected on a career-long 54-yard field goal vs. New Orleans (10/13/13). His previous long was a 53-yard field goal, which he has done six times – at Buffalo (10/12/14), vs. Tampa Bay (9/22/13), vs. Arizona (9/16/12), at Denver (10/11/09) and twice at Houston (12/01/13).

MOST 50-YARD FGs IN A SEASON

Gostkowski was 5-of-6 on 50 yard field goals in 2013, the most by a Patriots player in a single season. Matt Bahr (2 in 1995), Greg Davis (2 in 1989), Tony Franklin (2 in 1985), Adam Vinatieri (2 in 1998) and Gostkowski (2 in 2009 and 2012) had two in a season. The NFL record for most successful 50-yard field goals in a season is 10 by Blair Walsh in 2012 with Minnesota.

200 FIELD GOAL PLATEAU

Stephen Gostkowski's 50-yard field goal in the fourth quarter vs. Cleveland (12/8/13) was his 200th field goal for the Patriots, joining Adam Vinatieri (262) as the only players in Patriots history with 200 or more field goals. Gostkowski now has 250 career field goals.

AFC SPECIAL TEAMS PLAYER OF THE MONTH

Gostkowski was named AFC Special Teams Player of the Month for September by the National Football League in 2015. It is the third time in his career that he has received the AFC Special Teams Player of the Month honor. Gostkowski was a perfect 7-of-7 on field goal attempts and 14-for-14 on extra points. He also finished the month of September first in the NFL with 35 total points and 18 touchbacks.

GOSTKOWSKI EXTENDS TEAM MARK

Gostkowski has now scored at least one point in 126 games, a franchise record. He broke a tie with Adam Vinatieri and John Smith for the all-time lead with 102 consecutive games scoring in the win vs. Denver on Nov. 24, 2013.

Patriots Record for Most Consecutive Games Scored

126	Stephen Gostkowski (12/17/06-present)
101	Adam Vinatieri (11/24/96-12/29/02)
101	John Smith (09/28/75-10/02/80)

GOSTKOWSKI GAME WINNERS

Gostkowski has five career regular-season game-winning kicks and one in the playoffs.

GOSTKOWSKI'S CAREER GAME-WINNING FIELD GOALS

TIME LEFT	DISTANCE	FINAL SCORE	OPP	DATE
3:12 4th	53	34-31	HOU	12/01/2013
1:56, OT	31	34-31	DEN	11/24/2013
0:05, 4th	35	23-21	BUF	09/08/2013
1:56, OT	35	23-20	BAL	10/17/2010
11:02 OT	48	29-26	NYJ	10/21/2012
1:10, 4th	31	24-21	SD	01/14/2007*

*Postseason

KICKING A CAREER HIGH

Stephen Gostkowski made five field goals vs. Cincinnati (10/5/14), setting a new career high for most field goals in a game. His previous career high was four field goals. Gostkowski's five field goals tie the second highest single-game total in Patriots history, trailing only Gino Cappelletti's six successful field goals on Oct. 4, 1964. The last time a Patriots player had five field goals in a game was on Nov. 14, 2004, when Adam Vinatieri had five field goals vs. Buffalo.



PATRIOTS REFERENCE NOTES

IN A RUSH FOR THE END ZONE

Since 2003, the Patriots are one of only three teams (San Diego and Kansas City) to average more than one rushing touchdown per game, with 216 scores in 195 games.

RUSHING TOUCHDOWNS SINCE 2003 (REGULAR SEASON)

New England	216
San Diego	198
Kansas City	196
Minnesota	192
Philadelphia	184
N.Y. Giants	181
Atlanta	179

ANNUAL ACHIEVEMENT

The Patriots won more than half of their games for the 14th straight year after improving to a 9-2 record with the win vs. Detroit on Nov. 23, 2014. They are the first team to win more than half of their games in 14 straight seasons since free agency began in 1993.

MOST CONSECUTIVE WINNING SEASONS (since 1970 merger)

San Francisco (1983-98)	16
Dallas (1970-85)	16
New England (2001-14)	14
Oakland (1970-80)	11

MOST CONSECUTIVE WINNING SEASONS ALL-TIME

Dallas (1966-85)	20
San Francisco (1983-98)	16
Oakland (1965-80)	16
Chicago (1930-44)	15
New England (2001-14)	14
Green Bay (1934-47)	14
Cleveland (1957-69)	13

TO THE NINES

The Patriots are the only team in the NFL to have recorded nine or more wins in each of the last 14 seasons.

MOST SEASONS OF 9+ WINS SINCE 2001

New England	14
Indianapolis	12
Green Bay	10
Philadelphia	10
Baltimore	10
Pittsburgh	10

PATRIOTS WIN 10 AGAIN IN 2014

New England reached at least 10 regular-season wins for 12 consecutive seasons, joining San Francisco (16) as the only teams to accomplish the feat.

Team	Years	Consecutive Seasons with 10+ Wins
San Francisco	1983-1998	16
New England	2003-present	12
Indianapolis	2002-2010	9

FORCING THE ISSUE

The Patriots lead the NFL with a +170 turnover margin since the 1994 season.

NFL TURNOVER MARGIN SINCE 1994

Rank	Team	Turnover Margin
1.	New England	+172
2.	Green Bay	+91
3.	Kansas City	+90

WHAT'S THE POINT?

During the past 15 seasons, the Patriots defense has always ranked higher in points allowed than in yards allowed except for 2007, when both ranked fourth.

	<u>Avg. Points Allowed</u>	<u>Avg. Yds Allowed</u>
2014	19.5 (8)	344.1 (13)
2013	21.1 (10)	373.1 (26)
2012	20.7 (9t)	373.3 (25)
2011	21.4 (15)	411.1 (31)
2010	19.6 (8)	365.5 (25)
2009	17.8 (5)	320.2 (11)
2008	19.3 (8)	309.0 (10)
2007	17.1 (4)	288.3 (4)
2006	14.8 (2)	294.4 (6)
2005	21.1 (17)	330.2 (26)
2004	16.3 (2t)	310.6 (9)
2003	14.9 (1)	291.6 (7)
2002	21.6 (17)	336.1 (23)
2001	17.0 (6)	334.5 (24)
2000	21.1 (17)	334.6 (20)

NFL'S ROAD WARRIORS

Since the start of the 2000 season, the Patriots have the best regular-season road record.

TEAM	RECORD	PCT.
New England	79-42	.653
Philadelphia	75-46-1	.619
Indianapolis	74-48	.607
Pittsburgh	70-52	.574

DIVISIONAL DOMINANCE I

The Patriots have the highest winning percentage vs. division opponents from November until the end of the season since 2002.

Team	W	L	T	Pct.
New England	34	9	0	.791
Indianapolis	36	10	0	.783
Green Bay	35	13	1	.724
San Diego	32	13	0	.711
Pittsburgh	36	15	0	.706



PATRIOTS REFERENCE NOTES

DIVISIONAL DOMINANCE II

The New England Patriots own a 68-19 (.782) record in regular season AFC East games since the beginning of the 2001 season, compiling the best intra-division record of any team in the NFL.

NFL'S TOP DIVISIONAL RECORDS SINCE 2001

Team	W	L	T	Pct.
New England Patriots	68	19	0	.782
Indianapolis Colts	65	23	0	.739
Green Bay Packers	62	24	1	.718
Pittsburgh Steelers	61	28	0	.685

AFC EAST DIVISIONAL RECORDS SINCE 2001

Team	W	L	T	Pct.	Div. Titles	Years
New England	68	19	0	.782	12	2001, 03-07, 09-14
New York Jets	41	46	0	.471	1	2002
Miami	36	52	0	.409	1	2008
Buffalo	31	57	0	.352	0	—

NOTES: The Indianapolis Colts were members of the AFC East in 2001 and compiled a 3-5 divisional record that season. In 2002, the Patriots and Jets both finished with a 9-7 overall record and a 4-2 divisional record, but the Jets claimed the division title by virtue of having a better record against common opponents. In 2008, the Patriots and Dolphins both finished with an 11-5 overall record and a 4-2 divisional record, but Miami qualified for the playoffs due to a better conference record (8-4 to 7-5).

STRONG IN THE SECOND HALF

Since 2001, the Patriots have done a remarkable job of finishing the season strong, compiling an NFL-best 86-22 (.796) record in games on or after Thanksgiving.

PATRIOTS BEFORE AND AFTER THANKSGIVING SINCE 2001

Season	Pre-Thanksgiving	Post-Thanksgiving	Overall
2001	5-5 (.500)	9-0 (1.000)	14-5*
2002	6-5 (.545)	3-2 (.600)^	9-7
2003	9-2 (.818)	8-0 (1.000)	17-2*
2004	9-1 (.900)	8-1 (.889)	17-2*
2005	6-4 (.600)	5-3 (.625)	11-7*
2006	7-3 (.700)	7-2 (.777)	14-5*
2007	10-0 (1.000)	8-1 (.889)	18-1*
2008	7-4 (.636)	4-1 (.800)	11-5
2009	7-3 (.700)	3-4 (.429)	10-7*
2010	8-2 (.800)	6-1 (.857)^	14-3*
2011	7-3 (.700)	8-1 (.889)	15-4*
2012	7-3 (.700)	6-2 (.750)^	13-5*
2013	8-3 (.727)	5-2 (.833)	13-5*
2014	9-2 (.818)	6-2 (.750)	15-4*
Totals	105-40 (.724)	86-22 (.796)	191-62

*-Includes playoffs ^Includes games played on Thanksgiving

BEST RECORDS IN GAMES PLAYED ON OR AFTER THANKSGIVING SINCE 2001

(Includes regular-season and playoff games)

Team	W	L	T	Pct.
New England	86	22	0	.796
Pittsburgh	67	32	0	.677
Green Bay	62	37	0	.626
San Diego	55	34	0	.618
Philadelphia	59	38	0	.608

NFL'S BEST AT HOME

Since their state-of-the-art facility opened at the beginning of the 2002 season, the Patriots own the NFL's best record at home overall. The Patriots own an overall record of 90-16 (.849) at Gillette Stadium in regular season games and a 103-19 (.844) record including playoffs.

BEST HOME RECORDS SINCE 2002 (including playoffs)

Team	W	L	T	Pct.
New England	103	19	0	.844
Indianapolis	87	30	0	.744
Seattle	84	32	0	.724
Baltimore	81	28	0	.743
Pittsburgh	81	33	1	.709
Green Bay	80	34	1	.700
Denver	76	37	0	.673
San Diego	72	39	0	.649
Minnesota	68	40	0	.630
Atlanta	67	43	0	.609
Philadelphia	67	47	0	.588

SHARP AT GILLETTE

The Patriots concluded a 20-game home winning streak with a 24-20 loss to the New York Giants on Nov. 6, 2011. It was the longest home win streak in team history. The Patriots own an overall record of 90-16 (.849) at Gillette Stadium in regular season games. The NFL record for most consecutive home victories is 27, achieved by Miami from 1971-74.

HIGHEST HOME WINNING PCT. SINCE 1970 (MINIMUM 25 GAMES):

Team	Stadium	W-L-T	WIN PCT.
New England	Gillette Stadium	90-16-0	.849
Miami	Orange Bowl	101-22-1	.819
Minnesota	Metropolitan Stadium	64-23-1	.733
LA Rams	Memorial Coliseum	53-20-2	.726
Pittsburgh	Heinz Field	82-31-1	.724

LONGEST HOME WINNING STREAK/PATRIOTS HISTORY (REG. SEASON)

Streak	First Win	Last Win
20	Dec. 12, 2008	Oct. 16, 2011
18	Dec. 29, 2002	Sept. 8, 2005
16	Dec. 30, 2012	Dec. 28, 2014
12	Nov. 26, 2006	Sept. 7, 2008
10	Sept. 18, 1976	Oct. 30, 1977



PATRIOTS REFERENCE NOTES

TOP 10 OFFENSE IN 2013

The Patriots snapped a streak of seven straight seasons in the top 10 in offense when they finished 11th in 2014. Since the 1970 merger, the Patriots offense has finished in the top 10 a total of 17 times, including eight times under Bill Belichick.

Year	Rank
2014	11 (365.5)
2013	7 (384.5)
2012	1 (427.9)
2011	2 (428.0)
2010	8 (363.8)
2009	3 (397.3)
2008	5 (365.4)
2007	1 (411.3)

TOP OFFENSE

The Patriots had finished in the top-10 in offense for seven straight seasons (2007-13), second only to the nine straight by New Orleans (2006-14).

The NFL record for the most consecutive seasons finishing in the top-10 in offense since the merger in 1970 is the San Francisco 49ers with 15 (1982-96).

MODEL OF CONSISTENCY

The Patriots have 29 winning seasons since the 1970 merger.

MOST WINNING SEASONS SINCE THE 1970 MERGER

1. Pittsburgh	32
2. Dallas	30
3. New England	29
3. Miami	29
5. Minnesota	27
5. Denver	27
7. San Francisco	26

PATRIOTS REACH 6,000 TOTAL YARDS

The Patriots finished seventh in the NFL with 6,152 total yards in 2013. It was the fifth time in team history and third straight season that the Patriots reached 6,000 yards in a season. The Patriots offense had 5,848 yards in 2014.

Patriots Most Total Net Yards/Season

6,848 in 2011
6,846 in 2012
6,580 in 2007
6,357 in 2009
6,152 in 2013

A COMEBACK FOR THE AGES

The Patriots came back from a 24-point deficit to defeat the Broncos, 34-31, in overtime in a Sunday Night Football matchup on Nov. 24, 2013, marking the largest comeback win in team history, after trailing 24-0 at halftime.

New England's previous best comeback win was from a 23-0 deficit to win, 38-23, vs. Seattle (9/16/84). The Patriots also came back from 22 points down to win at the New York Giants, 23-22 (12/21/96). The Patriots have come from 21 points down to win four times, most recently vs. Buffalo (1/1/12).

PATRIOTS





PATRIOTS

PLAYOFF NOTES

PATRIOTS IN THE PLAYOFFS

The Patriots have qualified for the playoffs 22 times in their 55-year history. Sixteen of those playoff berths have come in the 21 seasons since Robert Kraft purchased the team in 1994, a dramatic contrast to the six total playoff berths the team earned in its first 34 years of existence. The Patriots have won 17 division crowns, including 12 in the last 14 seasons, and have qualified as a Wild Card team on four occasions (1976, 1985, 1994 and 1998). The Patriots also qualified for the playoffs in 1982 as part of a 16-team tournament following a players' strike.

PATRIOTS PLAYOFF SEASONS (22)

Year	How Qualified	Seed	Record	Result
2014	Division Champions	1	3-0	Super Bowl Champions
2013	Division Champions	2	1-1	AFC Championship Game
2012	Division Champions	2	1-1	AFC Championship Game
2011	Division Champions	1	2-1	AFC Champions
2010	Division Champions	1	0-1	AFC Divisional Round
2009	Division Champions	3	0-1	Wild Card Round
2007	Division Champions	1	2-1	AFC Champions
2006	Division Champions	4	2-1	AFC Championship Game
2005	Division Champions	4	1-1	AFC Divisional Round
2004	Division Champions	2	3-0	Super Bowl Champions
2003	Division Champions	1	3-0	Super Bowl Champions
2001	Division Champions	2	3-0	Super Bowl Champions
1998	Wild Card	6	0-1	Wild Card Round
1997	Division Champions	3	1-1	AFC Divisional Round
1996	Division Champions	2	2-1	AFC Champions
1994	Wild Card	5	0-1	Wild Card Round
1986	Division Champions	3	0-1	AFC Divisional Round
1985	Wild Card	5	3-1	AFC Champions
1982*	16-Team Format	7	0-1	First Round
1978	Division Champions	2	0-1	AFC Divisional Round
1976	Wild Card	4	0-1	AFC Divisional Round
1963	Division Champions	-	1-1	AFL Championship Game

*Strike Year

28-18 Record

ALL-TIME PLAYOFF RESULTS

The Patriots have compiled a 28-18 record in their 46 playoff games and their .609 playoff winning percentage is the second-best in NFL history among teams that have played at least 15 playoff games. New England has qualified for eight Super Bowls [XX, XXXI, XXXVI, XXXVIII, XXXIX, XLII, XLVI and XLIX] and one AFL Championship Game in 1963.

PATRIOTS PLAYOFF RECORD BY ROUND

Round	Record
First Round*	0-1
Wild Card Round	4-3
Divisional Round	12-6
AFC Championship	8-3
AFL Championship	0-1
Super Bowl	4-4
Total	28-18

*1982 Strike Season

ALL-TIME BEST NFL PLAYOFF RECORDS (Minimum 15 Postseason Games)

Team	Wins	Losses	Win Pct.
Baltimore Ravens	15	8	.652
New England/Boston Patriots	28	18	.609
Green Bay Packers	31	20	.608
Pittsburgh Steelers	33	22	.600
San Francisco 49ers	30	20	.600
Oakland/L.A. Raiders	25	18	.581
Dallas Cowboys	34	26	.567

MOST POSTSEASON WINS ALL-TIME

Team	Wins
Dallas Cowboys	34
Pittsburgh Steelers	33
Green Bay Packers	31
San Francisco 49ers	30
New England Patriots	28
Oakland Raiders	25

TITLE TOWN

The Patriots have now won the AFC East for six straight seasons, besting the five straight the team won from 2003-07 for the longest streak in AFC East division history. The Patriots have won 12 of the last 14 division crowns. The Patriots have won 14 division titles in the 21 seasons since Robert Kraft bought the team in 1994.

MOST CONSECUTIVE AFC EAST TITLES

Team	Streak	Years
New England Patriots	6	2009-14
New England Patriots	5	2003-07
Buffalo Bills	4	1988-91
Miami Dolphins	4	1981, 1983-85*
Miami Dolphins	4	1971-74
Baltimore Colts	3	1975-77
Buffalo Bills	3	1964-66@

*Due to 1982 strike, the NFL played just a nine-game season and the standings were not divided into divisions that season.

@AFL

The Patriots are one of six teams to win six consecutive division titles in NFL history, trailing just the Los Angeles Rams, who won seven straight NFC West titles from 1973-79.

MOST CONSECUTIVE DIVISION TITLES

Team	Division	Titles	Years
Los Angeles Rams	NFC West	7	1973-79
New England Patriots	AFC East	6	2009-14
Pittsburgh Steelers	AFC Central	6	1974-79
Minnesota Vikings	NFC Central	6	1973-78
Dallas Cowboys	NFL Capitol/NFC East	6	1966-71
Cleveland Browns	American/Eastern Conf.	6	1950-55
New England Patriots	AFC East	5	2003-07
Indianapolis Colts	AFC South	5	2003-07
Dallas Cowboys	NFC East	5	1992-96
San Francisco 49ers	NFC West	5	1986-90
Chicago Bears	NFC Central	5	1984-88
Oakland Raiders	AFC West	5	1972-76

HOME DOMINANCE

The Patriots have a 17-4 (.810) all-time record in home playoff games. The Patriots' .800 winning percentage at home in the postseason is second among teams with at least 10 home playoff games.

TEAM	RECORD	PCT.
Seattle	11-2	.846
New England	17-4	.810
Oakland	19-5	.792
Green Bay	17-5	.773
Buffalo	10-3	.769
Washington	13-4	.765
Denver	15-5	.750
Dallas	20-8	.714



PATRIOTS

PLAYOFF NOTES

PATRIOTS NEAR THE TOP WITH 29 WINNING SEASONS SINCE THE NFL MERGER

The Patriots have 29 winning seasons since the 1970 merger.

MOST WINNING SEASONS THE 1970 MERGER

Pittsburgh	32
Dallas	30
New England	29
Miami	29
Minnesota	27
Denver	27
San Francisco	26

NFL MARK FOR MOST FIRST-ROUND BYES

The Patriots earned a first-round bye in the 2014 NFL playoffs and lead the NFL with 10 first-round byes since the current NFL playoff format was instituted in 1990. The Patriots earned a first-round bye for the fifth consecutive season, becoming the first team in NFL history to do so. Dallas and San Francisco earned four straight byes from 1992 through 1995.

MOST SEASONS EARNING A BYE SINCE 12-TEAM PLAYOFF FORMAT IN 1990

New England	10
Pittsburgh	8
San Francisco	8
Denver	7

ANNUAL ACHIEVEMENTS

The Patriots won more than half of their games for the 14th straight year with a 12-4 record in 2014. They are the first team to win more than half of their games in 14 straight seasons since free agency began in 1993.

The Patriots are the third team to win more than half of their games in 14 straight seasons since the 1970 AFL-NFL merger, joining the 49ers (16 straight from 1983-98) and the Cowboys (16 straight from 1970-85).

The Patriots have now won nine or more games in 18 of the 21 seasons Robert Kraft has owned the team.

MOST CONSECUTIVE WINNING SEASONS (SINCE 1970 NFL MERGER)

<u>Team</u>	<u>Winning Seasons</u>
San Francisco 49ers (1983-98)	16
Dallas Cowboys (1970-85)	16
New England Patriots (2001-14)	14
Oakland Raiders (1970-80)	11

PATRIOTS WIN 10+ FOR THE 12th STRAIGHT YEAR

New England reached at least 10 regular-season wins for the 12th consecutive season in 2014. San Francisco (16) is the only other team to accomplish the feat.

MOST SEASONS OF 10+ WINS SINCE 2001

<u>Team</u>	<u>Years</u>	<u>Consecutive Seasons With 10+ Wins</u>
San Francisco	1983-1998	16
New England	2003-13	12

PATRIOTS WIN 12+ FOR THE 5th STRAIGHT YEAR

New England reached at least 12 regular-season wins for the fifth consecutive season in 2014. It is the ninth time in team history that the team has won at least 12 games in a season and the fifth straight season with at least 12 wins.

CONSECUTIVE SEASONS OF 12+ WINS SINCE 1970 MERGER

<u>Team</u>	<u>Years</u>	<u>Consecutive Seasons With 10+ Wins</u>
Indianapolis	2003-09	7
New England	2010-14	5
Dallas	1992-95	4

12+ WIN SEASONS SINCE 1970 MERGER

San Francisco	13
Dallas	11
Denver	10
New England	9
Pittsburgh	9
Indianapolis	8

WINNING TANDEM

Bill Belichick and Tom Brady are the winningest coach and quarterback tandem in the postseason and continued to build on their success in 2014.

<u>Quarterback/Head Coach</u>	<u>Postseason wins</u>
Bill Belichick/Tom Brady	21
Chuck Noll/Terry Bradshaw	14
Tom Landry/Roger Staubach	11



PATRIOTS FOOTBALL Network

The **Patriots Football Network (PFN)** is the full portfolio of media offerings from the three-time Super Bowl Champion New England Patriots. PFN provides Patriots content produced both in-house and with media partners spanning print, television, radio and the Internet.

PATRIOTS ALL ACCESS

The Emmy Award-winning "Patriots All-Access" airs weekly throughout the season on WBZ-TV Channel 4 in Boston and regional affiliates in Hartford, Providence and Springfield, Mass., Burlington, Vt., Portland and Bangor, Maine. "Patriots All-Access" features exclusive behind-the-scenes access and in-depth weekly features on Patriots players and personnel. Hosted by WBZ's Steve Burton, the show features weekly sit-downs with Bill Belichick, including the popular "Belestrator" segment where the coach breaks down upcoming opponents.

"Patriots All-Access" airs Fridays from 7-8 p.m. on **WBZ-TV** and Sunday from 9-10 a.m. on **myTV38** in Boston. **Check local listings for airtime.**

Check your local listings for airtime.



TOTALLY PATRIOTS



Totally Patriots is a unique, one-of-a-kind Patriots show aimed for the next generation of Patriots fans. This weekly, youth-oriented football show allows school-aged fans unprecedented access to their favorite players, enabling them to ask questions in a relaxed informal setting.

PATRIOTS TODAY AND PATRIOTS THIS WEEK

PATRIOTS TODAY: Available daily at Patriots.com.

PATRIOTS THIS Week: Insider information. Passionate debate. Timely analysis. That's what "Patriots This Week" delivers. Former Patriots quarterback Scott Zolak joins fellow former Patriots Jermaine Wiggins and Matt Chatham for this fast-paced, half-hour of football talk. From breaking down the previous contest to game planning the next opponent, there's no better way to get ready for football than "Patriots This Week" — every Saturday night at 10:30 p.m. on Comcast SportsNet

PATRIOTS.COM

NEWS

Patriots.com features daily updates and exclusive content from the writers of Patriots Football Weekly, offering everything from breaking news to player features and the popular "Ask PFV" postings.

VIDEO

The first professional sports team website to offer streaming video provides Patriots fans with a variety of exclusive video content. Visitors can choose their channel and watch exclusive video from news to cheerleaders. Patriots.com also features video of every Patriots press conference, including postgame press conferences and Coach Belichick's weekday media updates.

AUDIO

Patriots Web Radio programming is available exclusively on Patriots.com beginning at noon each day, Monday through Friday. Kicking off the programming lineup is PFW In Progress, a daily online program that features candid commentary from the writers of Patriots Football Weekly. Following PFW In Progress is Patriots Playbook, hosted by John Rooke, featuring items from around the NFL. Fantasy Football Champs and Football Nation round out the Patriots.com radio lineup. Patriots.com also offers streaming audio of every Patriots press conference, as well as archives of Patriots.com Radio shows and exclusive podcasts.

PATRIOTS MONDAY ON WEEI

WEEI Sports Radio broadcasts Patriots Monday each week, offering fans unique insight and analysis from Coach Belichick and Tom Brady in addition to other Patriots players. WEEI will broadcast Patriots Monday live from Gillette Stadium each Monday, kicking off with Dennis & Callahan at 6 a.m.

PATRIOTS FRIDAY ON WAAF

WAAF broadcasts Patriots Friday each week, offering fans a look ahead at the weekend's game, match ups and rivalries. Various Patriots players will be featured on air. WAAF will broadcast Patriots Fridays each week throughout the season with Greg Hill from the Hill-Man Morning Radio Show.

98.5 THE SPORTS HUB PATRIOTS RADIO NETWORK

98.5 The Sports Hub is the Patriots' flagship station, broadcasting every Patriots game across its FM radio network and featuring broadcasting duo Bob Socci and Scott Zolak. Three hours prior to kickoff, during halftime and after the game, Marc Bertrand and Chris Gasper will be serving up all the pregame and postgame news and notes, including live sound from the postgame press conferences.



FLAGSHIP STATION

WBZ-FM...Boston	98.5 FM
Massachusetts	
WBZ-FM...Boston	98.5 FM
WAQY...Springfield	102.1 FM
WBEC...Pittsfield	1420 AM
WPKZ...Fitchburg	1280 AM
WNAW...North Adams	1230 AM
WBSM...New Bedford	1420 AM
WPVQ...Greenfield	95.3 FM
WSAR...Fall River	1480 AM
WWFX...Worcester	100.1 FM
WXTK...Hyannis	95.1 FM
WMRC...Milford	1490 AM
Maine	
WBLM...Portland	102.9 FM
WEBB...Augusta	98.5 FM
WEZQ...Bangor	92.9 FM
WEGP...Presque Isle	1390 AM

Connecticut

WTIC...Hartford	1080 AM
WINY...Putnam	1350 AM
WMOS...New London	102.3 FM
WGCH...Greenwich	1490 AM
WINE...Brookfield	940 AM

New Hampshire

WFNQ...Nashua	106.3 FM
WPKQ...North Conway	103.7 FM
WSAK...Hampton	102.1 FM
WSHK...Portsmouth/Dover	105.3 FM
WNNH...Concord	99.1 FM
WLNH...Laconia	98.3 FM
WEMJ...Laconia	1490 AM
WINQ...Keene	98.7 FM
WXXX...Lebanon	100.5 FM

Vermont

WCPV...Burlington	101.3 FM
WDVT...Rutland	94.5 FM
WIKI...Newport	1490 AM
WKVT...Brattleboro	92.7 FM
WRFK...Barre/Montpelier	107.1 FM
WSTJ...St. Johnsbury	1340 AM

Rhode Island

WPRO...Providence	630 AM
WEAN...Providence	99.7 FM

New York

WINU...Albany	104.9 FM
WENU...Glens Falls	1410 AM
WHTK...Rochester	1280 AM



SECOND WINNINGEST PRO SPORTS TEAM SINCE 1994

PATRIOTS ARE SECOND WINNINGEST PRO SPORTS FRANCHISE SINCE 1994

Since the 1994 season, the Patriots have won 68.4 percent of their regular season games (232-107), compiling the second-highest winning percentage in major American professional sports over that period. Since 1994, there have been 145 franchises that have fielded teams in the five major American sports leagues (NFL, MLB, NBA, NHL and MLS).

HIGHEST WINNING PERCENTAGE IN MAJOR AMERICAN PROFESSIONAL SPORTS, 1994-PRESENT

(Regular Season – Includes National Football League, Major League Baseball, National Basketball Association, National Hockey League and Major League Soccer)

Records updated through games of October 4, 2015

Rk	Team	Lg	W	L	T/OTL	Pct.
1	San Antonio Spurs	NBA	1146	527	0	0.685
2	New England Patriots	NFL	232	107	0	0.684
3	Detroit Red Wings	NHL	922	428	222	0.657
4	Green Bay Packers	NFL	220	119	1	0.649
5	Pittsburgh Steelers	NFL	213	126	1	0.628
6	Los Angeles Lakers	NBA	1027	647	0	0.614
7	Indianapolis Colts	NFL	207	133	0	0.609
7	Denver Broncos	NFL	207	133	0	0.609
9	New Jersey Devils	NHL	834	522	216	0.599
10	Seattle Sounders FC	MLS	108	67	53	0.590
11	New York Yankees	MLB	2057	1436	0	0.589
12	Dallas Stars	NHL	813	542	217	0.586
13	Colorado Avalanche/Quebec Nordiques	NHL	814	553	205	0.583
14	Philadelphia Flyers	NHL	787	531	241	0.582
15	Utah Jazz	NBA	973	701	0	0.581
16	Dallas Mavericks	NBA	963	711	0	0.575
17	Miami Heat	NBA	949	715	0	0.570
18	Los Angeles Galaxy	MLS	295	208	123	0.569
18	St. Louis Blues	NHL	783	565	223	0.569
18	Phoenix Suns	NBA	953	721	0	0.569
18	Oklahoma City/Seattle Thunder	NBA	952	722	0	0.569
22	Boston Bruins	NHL	766	563	243	0.565
23	Atlanta Braves	MLB	1972	1524	0	0.564
24	San Jose Sharks	NHL	776	579	217	0.563
25	Pittsburgh Penguins	NHL	788	592	191	0.562
26	Houston Rockets	NBA	938	736	0	0.560
27	Vancouver Canucks	NHL	768	583	221	0.559
28	Indiana Pacers	NBA	928	745	0	0.555
29	Philadelphia Eagles	NFL	187	151	1	0.553
29	Ottawa Senators	NHL	760	594	218	0.553
31	Baltimore Ravens	NFL	169	138	1	0.550
32	Washington Capitals	NHL	752	603	216	0.547
33	Boston Red Sox	MLB	1903	1595	0	0.544
34	Nashville Predators	NHL	604	494	170	0.543
34	St. Louis Cardinals	MLB	1898	1597	0	0.543
34	San Francisco 49ers	NFL	184	155	1	0.543
37	Portland TrailBlazers	NBA	906	768	0	0.541
37	Dallas Cowboys	NFL	184	156	0	0.541
39	Anaheim Ducks	NHL	740	615	217	0.540
39	Montreal Canadiens	NHL	739	614	219	0.540
41	Minnesota Wild	NHL	520	436	158	0.538
42	Chicago Blackhawks	NHL	724	609	230	0.537
43	New York Rangers	NHL	744	630	198	0.536
44	Los Angeles Dodgers	MLB	1862	1635	0	0.532
45	Houston Dynamo	MLS	123	103	94	0.531
46	Los Angeles/Anaheim/CA Angels	MLB	1850	1649	0	0.529
46	Seattle Seahawks	NFL	180	160	0	0.529
48	Chicago Fire	MLS	230	198	135	0.528
48	Buffalo Sabres	NHL	725	636	211	0.528
50	Minnesota Vikings	NFL	178	161	1	0.525

NOTES: This analysis uses NFL rules when calculating winning percentage, counting ties as a half-win and a half-loss. For NHL teams, overtime losses (OTL) and ties from 2001-2004 (the NHL abolished ties in 2005-2006 and instituted a shootout system) are counted as ties when calculating winning percentage.

HIGHEST WINNING PERCENTAGE AMONG BOSTON-AREA MAJOR PROFESSIONAL SPORTS TEAMS, 1994-PRESENT

(Rankings listed below are each team's overall ranking among the 145 major American pro sports teams)

Records updated through games of October 4, 2015

Rank	Team	Lg.	W	L	T/OTL	Pct.
2	New England Patriots	NFL	232	107	0	0.684
22	Boston Bruins	NHL	766	563	243	0.565
33	Boston Red Sox	MLB	1903	1595	0	0.544
87	Boston Celtics	NBA	819	854	0	0.490
100	New England Revolution	MLS	238	266	123	0.478