



BANK OF AMERICA STADIUM (73,778) | AUGUST 28, 2015 • 7:30 PM | PANTHERS.COM / @PANTHERSPR

NEW ENGLAND PATRIOTS (1-1) AT CAROLINA PANTHERS (2-0)

PANTHERS HOST DEFENDING SUPER BOWL CHAMPION PATRIOTS

STATISTICAL SNAPSHOT

Here are the 2014 regular season averages and NFL rankings for the Carolina Panthers and the New England Patriots in some key statistical categories:

	Carolina		New England	
	Avg.	Rank	Avg.	Rank
OFFENSE				
Total Yards Per Game	346.7	16th	365.5	11th
Rushing Yards Per Game	127.3	7th	107.9	18th
Rushing Yards Per Attempt	4.3	13th	3.9	22nd
Passing Net Yards Per Game	219.4	19th	257.6	9th
Sacks Per Pass Play	7.2%	21st	4.1%	3rd
Sacks Allowed	42	n/a	26	n/a
Third Down Efficiency	41.9%	12th	44.3%	6th
Points Per Game	21.2	19th	29.3	4th
DEFENSE				
Total Yards Per Game	339.8	10th	344.1	13th
Rushing Yards Per Game	112.0	16th	104.3	9th
Rushing Yards Per Attempt	4.5	27th	4.0	9th
Passing Net Yards Per Game	227.8	11th	239.8	17th
Sacks Per Pass Play	6.6%	16th	6.5%	19th
Sacks	40	n/a	40	n/a
Third Down Efficiency	42.4%	22nd	40.2%	16th
Points Per Game	23.4	21st	19.6	8th

THIS WEEK'S MEDIA SCHEDULE

Tues., Aug. 25	Practice 9:25-11:35 a.m. Coach Rivera and players available on field after practice
Wed., Aug. 26	Practice 9:25-11:35 a.m. Coach Rivera and players available on field after practice
Thurs., Aug. 27	No Availability
Fri., Aug. 28	Carolina vs. New England, 7:30 p.m. Bank of America Stadium

BROADCAST INFORMATION



TELEVISION
Panthers TV Network
(WCCB-TV in Charlotte)

Play-by-Play: Mick Mixon
Color Analyst: Mike Rucker
Sideline: Jordan Gross



RADIO FLAGSHIP
WBT-AM
(1110 AM in Charlotte)

Play-by-Play: Jim Szoke
Color Analyst: Eugene Robinson
Sideline: Sharon Thorsland

THE SERIES

The Panthers continue the preseason with the team's second consecutive home game as the New England Patriots visit Bank of America Stadium on Friday. The game marks the eighth preseason meeting between the teams and the second in as many years. The teams previously met in the preseason for four consecutive years between 1999-2002 and again in 2004, 2007 and 2014. The Panthers and Patriots have met six times in the regular season and playoffs, including in Super Bowl XXXVIII.

BY THE NUMBERS (regular season & postseason)

Record vs. Patriots:	3-3
Last regular season game:	Car 24, NE 20 (11/18/13)
Panthers largest winning margin:	10 at Car (9/18/05)
Patriots largest winning margin:	32 at Car (1/6/02)
Current series streak:	1 game, Car (2013-)
Panthers longest win streak:	1 game, twice (1995, 2005, 2013)
Patriots longest win streak:	2 games (2002-04)
Most Points, Panthers:	29, Super Bowl XXXVIII (2/1/04)
Most Points, Patriots:	38 at Car (1/6/02)
Most Points, both teams:	61, Super Bowl XXXVIII (2/1/04)
Fewest Points, Panthers:	6 at Car (1/6/02)
Fewest Points, Patriots:	17, twice, last at Car (09/18/05)
Fewest Points, both teams:	30 at N.E. (12/13/09)



PRESEASON GAME 3: NEW ENGLAND PATRIOTS AT CAROLINA PANTHERS



PANTHERS BESTS VS. NEW ENGLAND

Rushing yards:	168, Richard Huntley at Car (1/6/02)
Receiving yards:	140, Muhsin Muhammad, Super Bowl XXXVIII (2/1/04)
Receptions:	7, twice, last Brandon LaFell at Car (11/18/13)
Passing yards:	323, Jake Delhomme, Super Bowl XXXVIII (2/1/04)



Muhsin Muhammad's 140 receiving yards in Super Bowl XXXVIII (2/1/04) are the most ever by a Panthers player vs. the New England Patriots.

PANTHERS PRESEASON RECORDS

With a pair of one-point victories in the first two weeks of the preseason, the Panthers are 2-0 in the preseason. Here is a look at the Panthers previous preseason records.

Year	Preseason Record
1995	3-2
1996	2-2
1997	0-4
1998	2-2
1999	2-2
2000	0-4
2001	2-2
2002	1-3
2003	4-0
2004	4-0
2005	2-2
2006	4-0
2007	1-3
2008	2-2
2009	0-4
2010	1-3
2011	1-3
2012	2-2
2013	3-1
2014	2-2
2015	? (2-0 through two games)

NOTABLE CONNECTIONS

- Panthers general manager Dave Gettleman was born in Boston and attended Springfield College.
- Panthers assistant strength and conditioning coach Jason Benguche played at Springfield College and coached at Massachusetts during the 2005 spring semester.
- Panthers linebacker Luke Kuechly played collegiately at Boston College.
- Panthers defensive tackle Kyle Love played for the Patriots from 2010-12.
- Panthers tight end Scott Simonson attended Assumption College in Worcester, Mass.
- Panthers running back Jordan Todman is from Dartmouth, Mass., and attended the University of Conn.
- Patriots running back Travaris Cadet attended Appalachian State University
- Patriots running back Tony Creecy is from Durham, N.C. and attended NC State University.
- Patriots offensive line coach Dave Deguglielmo coached at the University of South Carolina from 1999-2003.
- Patriots running back Tyler Gaffney was a sixth-round draft choice of the Panthers in 2014.
- Patriots wide receiver Brandon LaFell was drafted by the Panthers in 2010 and spent four seasons with the Panthers from 2010-2013.
- Patriots corner back Robert McClain played for the Panthers in 2010
- Patriots linebacker Dekoda Watson is from Aiken, S.C.



Panthers linebacker Luke Kuechly is one of several Panthers with New England area connections as he played college football at Boston College.

THE HEAD COACHES



Ron RIVERA

NFL: 19th season
Panthers: 5th season
Regular Season: 32-31-1 (.508)
Postseason: 1-2 (.333)

Ron Rivera became the fourth coach in Carolina Panthers history on January 11, 2011.

In four seasons with Carolina, Rivera has guided the team to two NFC South Division titles and two playoff appearances, reaching the divisional round both times. In 2014, Rivera led the Panthers to their second consecutive NFC South championship and the team's first playoff win since 2005. The Panthers became the first team in NFC South history to win consecutive division championships since realignment in 2002 and the first team since 1970 to overcome a six-game losing streak and win their division.

Since 2011, Rivera's 15-3 record in December is tied for best in the NFL (Bill Belichick, Pete Carroll). In 2013, Rivera was named NFL Coach of the Year by the Associated Press after directing Carolina to 12 wins, the NFC South title and its first playoff appearance since 2008. Taking over a team that went 2-14 in 2010, Rivera coached the Panthers to six wins in 2011, seven in 2012 and 12 in 2013.

Before joining the Panthers in 2011, Rivera coached the San Diego Chargers (2007-2010) and Chicago Bears (2004-06, 1997-98) and Philadelphia Eagles (1999-2003). In 2006, the Bears defense led the NFL with 44 takeaways, helping propel Chicago to an appearance in Super Bowl XLI.

Rivera is just the third Latino head coach in NFL history, joining Tom Flores with the Oakland Raiders (1979-1987) and Seattle Seahawks (1992-94) and Tom Fears with the New Orleans Saints (1967-1970).

A second-round draft choice in 1984 by Chicago, Rivera played nine seasons with the Bears. Primarily an outside linebacker, he was a member of the Super Bowl XX championship team in 1985.

An All-American at the University of California, Rivera finished his career as the school's all-time leader in sacks with 22 and tackles with 336.

Born January 7, 1962 in Fort Ord, Calif. He and his wife, Stephanie, have two children – Christopher and Courtney.

RIVERA COACHING HISTORY

2011-	Carolina Panthers	Head Coach
2008-10	San Diego Chargers	Defensive Coordinator
2007-08	San Diego Chargers	Inside Linebackers
2004-06	Chicago Bears	Defensive Coordinator
1999-2003	Philadelphia Eagles	Linebackers
1997-98	Chicago Bears	Defensive Quality Control



Bill BELICHICK

NFL: 41st season
Patriots: 16th season
Regular Season: 211-109 (.659)
Postseason: 22-9 (.710)

Bill Belichick is in his 41st season as an NFL coach and his 16th season as head coach of the New England Patriots.

Belichick has led the Patriots to 14 consecutive winning seasons (2001-14). The only other NFL coach to have at least 10 consecutive winning seasons with one team since the 1970 merger was Tom Landry, who led the Dallas Cowboys to 16 consecutive winning seasons (1970-1985).

Through 15 seasons with New England, Belichick has delivered four Super Bowl championships, six conference titles, 12 division crowns and 21 playoff victories, while posting an overall record of 196-73.

Belichick won his fourth Super Bowl title last season with the Patriots 28-24 victory over Seattle to match Pittsburgh's Chuck Noll for the most Super Bowl wins by a head coach.

He is one of five NFL head coaches to win four or more championships since the league began postseason play in 1933. Belichick is the only of those five to win three titles in a four-year span with Super Bowl wins in 2001 and back-to-back Super Bowl wins in 2003 and 2004.

Belichick launched his coaching career in 1975 with the Baltimore Colts and continued as an assistant coach with Detroit (1976-77), Denver (1978) and the New York Giants (1979-1990). Belichick was named head coach of the Cleveland Browns in 1991. Belichick then spent three seasons with the New York Jets from 1997 to 1999.

BELICHICK COACHING HISTORY

2000-	New England Patriots	Head Coach
1997-99	New York Jets	Assistant Head Coach/ Secondary
1996	New England Patriots	Assistant Head Coach/ Secondary
1991-95	Cleveland Browns	Head Coach
1989-90	New York Giants	Defensive Coordinator/ Secondary
1985-88	New York Giants	Defensive Coordinator
1983-84	New York Giants	Linebackers
1981-82	New York Giants	Special Teams/Linebackers
1979-80	New York Giants	Special Teams
1978	Denver Broncos	Assistant Special Teams/ Asst. to Def. Coordinator
1977	Detroit Lions	Assistant Special Teams/ Tight Ends/ Wide Receivers
1976	Detroit Lions	Assistant Special Teams
1975	Baltimore Colts	Special Assistant

THIS WEEK IN THE NFC SOUTH

NFC South action in Week Three of the preseason kicks off on Friday as Carolina hosts New England. On Saturday, Tampa Bay hosts Cleveland and Atlanta travels to Miami. The NFC South schedule concludes on Sunday as New Orleans hosts Houston in a nationally-televised game on FOX.

In the 2015 regular season, the NFC South will face the NFC East (32-32 in 2014) and the AFC South (25-39 in 2014). Carolina will also play the first-place teams in the NFC North (Green Bay, 12-4) and the NFC West (Seattle, 12-4).

THIS WEEK'S NFC SOUTH SCHEDULE

Friday	New England at Carolina	7:30 p.m.
Saturday	Atlanta at Miami	7 p.m.
Saturday	Cleveland at Tampa Bay	7 p.m.
Sunday	Houston at New Orleans	4 p.m.

2014 NFC SOUTH STANDINGS

	W	L	T	PCT.	PF	PA
Carolina	7	8	1	.469	339	374
New Orleans	7	9	0	.438	401	424
Atlanta	6	10	0	.375	381	417
Tampa Bay	2	14	0	.125	277	410

MEDIA INFORMATION / CONTACTS

Panthers.com – For the most up-to-date information on the Carolina Panthers, please visit the team's official web site at www.panthers.com. Updated daily, the web site has the most extensive information on upcoming games and the most comprehensive news on the Panthers.

Panthers Communications Department

Steven Drummond, Communications Director (704) 358-7448
steven.drummond@panthers.nfl.com

Ryan Anderson, Communications Manager (704) 358-7473
ryan.anderson@panthers.nfl.com

Chelsea Parker, Communications Coordinator (704) 358-7093
chelsea.parker@panthers.nfl.com

Trip Foreman, Communications Intern (704) 358-7449
trip.foreman@panthers.nfl.com

Brooke Skelley, Communications Intern (704) 358-7449
brooke.skelley@panthers.nfl.com

Media Website – The Panthers media website can be accessed at <http://media.panthers.com> or by going to Panthers.com and clicking on "Media Only" in the News section. It is password protected and will be available to the media and others to whom are provided the username and password.

URL – <http://media.panthers.com>

Username – panthersmedia (all lowercase)

Password – carolina (all lowercase)

Twitter – Follow the Panthers communications department on Twitter at @PanthersPR.

2015 PANTHERS SCHEDULE

PRESEASON (2-0)

Friday	Aug. 14	@ Buffalo	W, 25-24
Saturday	Aug. 22	MIAMI	W, 31-30
Friday	Aug. 28	NEW ENGLAND	7:30 PTVN/TWC
Thursday	Sept. 3	@ Pittsburgh	7:30 p.m.PTVN/TWC

REGULAR SEASON

Sunday	Sept. 13	@ Jacksonville	1 p.m.	FOX
Sunday	Sept. 20	HOUSTON	1 p.m.	CBS
Sunday	Sept. 27	NEW ORLEANS	1 p.m.	FOX
Sunday	Oct. 4	@ Tampa Bay	1 p.m.	FOX
Sunday	Oct. 11	BYE		
Sunday	Oct. 18	@ Seattle	4:05 p.m.*	FOX
Sunday	Oct. 25	PHILADELPHIA	8:30 p.m.	NBC
Monday	Nov. 2	INDIANAPOLIS	8:30 p.m.	ESPN
Sunday	Nov. 8	GREEN BAY	1 p.m.*	FOX
Sunday	Nov. 15	@ Tennessee	1 p.m.*	FOX
Sunday	Nov. 22	WASHINGTON	1 p.m.*	FOX
Thursday	Nov. 26	@ Dallas	4:30 p.m.*	CBS
Sunday	Dec. 6	@ New Orleans	1 p.m.*	FOX
Sunday	Dec. 13	ATLANTA	1 p.m.*	FOX
Sunday	Dec. 20	@ New York Giants	1 p.m.*	FOX
Sunday	Dec. 27	@ Atlanta	1 p.m.*	FOX
Sunday	Jan. 3	TAMPA BAY	1 p.m.*	FOX

POSTSEASON (2016)

Sat-Sun	Jan 9-10	Wild Card Playoffs	
Sat-Sun	Jan 16-17	Divisional Playoffs	
Sunday	Jan 24	Conference Championships	
Sunday	Jan 31	Pro Bowl	Honolulu, Hawaii
Sunday	Feb 7	Super Bowl 50	Santa Clara, Calif.

All times are Eastern Standard Time

CAPS = HOME GAMES

*Subject to Flex Scheduling – Potential for time change

2015 OPPONENTS

In addition to home and away games against NFC South foes Atlanta, New Orleans and Tampa Bay in 2015, Carolina will play all four teams from both the NFC East and AFC South. The Panthers' remaining two 2015 intraconference opponents are based on the 2014 standings. Carolina will host Green Bay and play at Seattle since all three teams finished first in their respective divisions. Dates and times will be announced by the NFL in the spring.

2015 OPPONENTS

HOME	AWAY
Atlanta Falcons (6-10)	Atlanta Falcons (6-10)
New Orleans Saints (7-9)	New Orleans Saints (7-9)
Tampa Bay Buccaneers (2-14)	Tampa Bay Buccaneers (2-14)
Philadelphia Eagles (10-6)	Dallas Cowboys (12-4)
Washington Redskins (4-12)	New York Giants (6-10)
Houston Texans (9-7)	Jacksonville Jaguars (3-13)
Indianapolis Colts (11-5)	Tennessee Titans (2-14)
Green Bay Packers (12-4)	Seattle Seahawks (12-4)

A few notes on Carolina's 2015 opponents:

- The Panthers will play six games against teams that finished the year with a .500 or better record but just four against teams that made the playoffs.
- Carolina has the sixth-easiest strength of schedule (.434) based on 2014 records but the toughest schedule among NFC South teams. Atlanta has the easiest (.406), with Tampa Bay (.422) fourth and New Orleans (.426) fifth.
- The Panthers have compiled an 8-17 regular season record versus the NFC East since division realignment in 2002. They are 4-0 all-time against the division in playoff games.
- The Panthers are 5-7 against the AFC South.
- Carolina will face the Seahawks for the fourth consecutive season after hosting them each of the past three years. It will mark the teams' fifth meeting in the last six years after they only played three times in the franchise's first 15 seasons.
- Indianapolis' visit to Bank of America Stadium will pit Panthers quarterback Cam Newton - the No. 1 overall selection in the 2011 NFL Draft - against Colts quarterback Andrew Luck, the No. 1 pick in the 2012 draft.

2014 TEAM LEADERS

Scoring:	Graham Gano	121 (29 FG, 34 PAT)
Total Touchdowns:	Kelvin Benjamin	9 (9 receiving)
Pass Attempts:	Cam Newton	448
Pass Completions:	Cam Newton	262
Completion Percentage (min. 50 att):	Derek Anderson	67.0%
Passing Yards:	Cam Newton	3,127
Passing Touchdowns:	Cam Newton	18
Passer Rating (min. 50 att):	Derek Anderson	105.2
Rushing Yards:	Jonathan Stewart	809
Rushing Attempts:	Jonathan Stewart	175
Rushing Touchdowns:	Cam Newton	5
Yards Per Rush (min. 32 att):	Cam Newton	5.2
Receptions:	Greg Olsen	84
Receiving Yards:	Kelvin Benjamin, Greg Olsen	1,008
Receiving Touchdowns:	Kelvin Benjamin	9
Yards Per Reception (min. 16 rec):	Corey Brown	14.1
Total Yards From Scrimmage:	Kelvin Benjamin, Greg Olsen	1,008 (1,008 receiving)
Tackles:	Luke Kuechly	166
Sacks:	Charles Johnson	8.5
Interceptions:	Roman Harper	4
Punt Returns:	Corey Brown	16
Punt Return Average (min. 10 ret):	Corey Brown	9.6
Kickoff Returns:	Corey Brown	12
Kickoff Return Average (min. 10 ret):	Fozzy Whittaker	23.8
Gross Punting Average:	Brad Nortman	44.9

NEW TO THE PANTHERS IN 2015

KEY PLAYER ACQUISITIONS

WR JARRETT BOYKIN – FA '15

A Charlotte, N.C., native, Boykin joins the Panthers after three seasons with Green Bay. His best season came in 2013 when he played in 16 games with eight starts for the Packers and posted career highs in receptions with 49, receiving yards with 681 and receiving touchdowns with three.

S KURT COLEMAN – UFA '15 (KC)

Coleman, a veteran of six NFL seasons, joined the Panthers after one season with the Kansas City Chiefs. He led the team with three interceptions to go along with six passes defended, and was a member of a unit that ranked second in the NFL in passing defense.

WR TED GINN, JR. – FA '15

A veteran of eight NFL seasons, Ginn returned to the Panthers this season after one season in Arizona. In his first stint with Carolina, Ginn posted 36 receptions for 556 yards and a career-high five receiving touchdowns - his most productive season as a receiver since 2008. He set a team record with a 12.2-yard punt return average and his 11.1-yard career average is fourth among active players.

T MICHAEL OHER – FA '15

Oher, a veteran of six NFL seasons, joins the Panthers after one season with Tennessee. Prior to playing for Tennessee, Oher spent five seasons with Baltimore (2009-13), starting all 80 regular season games he played and helping the Ravens win Super Bowl XLVII after the 2012 season.

CB CHARLES TILLMAN – UFA '15 (CHI)

A two-time Pro Bowl selection (2011, 2012) and 2013 Walter Payton NFL Man of the Year, Tillman comes to Carolina after 12 seasons with Chicago. Tillman is the only player since 2003 with 30 interceptions and 30 forced fumbles and ranks second in the NFL since 2003 with 42.

RB JORDAN TODMAN – FA '15

A contributor on offense and special teams, Todman joins the Panthers from Jacksonville where he played since 2012. Last season, Todman ranked fifth in the AFC and eighth in the NFL with a 25.6-yard kickoff return average on an AFC-leading 38 returns for 972 yards, the third most in team history.

LB JASON TRUSNIK – UFA '15 (MIA)

A veteran of eight NFL seasons, Trusnik joins the Panthers after spending the past four seasons with Miami. Trusnik ranked among the team's special teams tackles leaders each season and saw increased action on defense in 2014, making starts at all three linebacker positions.

CB TEDDY WILLIAMS – FA '15

Williams joins the Panthers after spending 2014 with Chicago and Jacksonville, contributing as a cornerback and on special teams. A former college sprinter, Williams has played on offense, defense and special teams during his career and his speed was on display in 2013 when his lone touchdown came on a 51-yard catch as a wide receiver.

2015 NFL DRAFT CHOICES

LB SHAQ THOMPSON, WASHINGTON D1 '15 (25)

Thompson was a three-year starter and three-time All-Pac 12 honoree at Washington. Played in 40 games with 38 starts at Washington before entering the NFL following his junior season. A versatile athlete, Thompson earned the 2014 Paul Hornung Award, given to the nation's most versatile player as he was a first-team All-Pac 12 selection at both linebacker and all-purpose/special teams, making 10 starts at linebacker and three at running back, and scoring six touchdowns – four on defense and two on offense. Thompson finished his career at Washington with 233 tackles, 15 tackles for loss, 3.5 sacks, three forced fumbles, five fumble recoveries, five interceptions and 16 passes defended.

WR DEVIN FUNCHESS, MICHIGAN D2 '15 (41)

A two-time All-Big Ten Conference selection, Funchess played in 37 games with 25 starts at Michigan before entering the NFL following his junior season. Funchess finished his career at wide receiver after playing tight end as a sophomore and freshman. Funchess totaled 126 receptions for 1,715 yards and 15 touchdowns at Michigan, catching at least one pass in each of his final 24 games. He also produced five career 100-yard receiving efforts. In his final season, Funchess led the Wolverines with 62 catches, 733 receiving yards and four receiving touchdowns.

t DARYL WILLIAMS, OKLAHOMA D4 '15 (102)

Williams was a three-year starter and three-time All-Big 12 Conference honoree at Oklahoma. He played in 45 games with 37 starts, making all but one start at right tackle. In his final season, Williams provided protection for a unit that allowed the fewest sacks in the nation with eight and cleared paths for the offense to lead the conference and rate 10th in the nation in rushing with an average of 261.2 yards per game.

RB CAMERON ARTIS-PAYNE, AUBURN D5A '15 (174)

Artis-Payne totaled 2,218 yards and 19 touchdowns on 394 carries in two seasons at Auburn after playing two seasons at Alan Hancock College. At Auburn Artis-Payne produced 11 100-yard rushing performances and, in his final season, led the SEC with 1,608 yards, the third-most in school history, and scored a team-leading 13 touchdowns. He also ranks as Hancock's all-time leading rusher with 3,412 yards and 43 touchdowns.

LB DAVID MAYO, TEXAS STATE D5B '15 (169)

Mayo was the Sun Belt Conference Defensive Player of the Year in his final year at Texas State, ranking second in the nation and leading the conference with 154 tackles, an average of 12.8 per game. He was the only FBS player in 2014 and the first player in conference history to amass 20 or more tackles in two games during the same season.

WHAT TO LOOK FOR IN 2015

- The Panthers defense will look to rank in the top 10 for the fourth consecutive season. The Panthers are one of three teams (Seattle, San Francisco) to rank in the top 10 in each of the past three seasons.
- Linebacker Thomas Davis (831 from 2005-14) needs 123 tackles to pass Mike Minter (953 from 1997-2006) for the most in team history. Davis has averaged 132 tackles per year since 2012.
- Defensive end Charles Johnson will attempt to record his sixth consecutive season with at least 8.5 sacks. No other player in franchise history has produced more than three consecutive seasons of 8.5 sacks (Julius Peppers, 2004-06; Mike Rucker (2001-03).
- With 10 sacks this season, defensive end Charles Johnson would become the second player in team history with double-digit sacks in four or more seasons (Julius Peppers).
- Cornerback Charles Tillman has 42 career forced fumbles and needs four interceptions to reach 40 career interceptions to become the first player since forced fumbles were officially kept in 1994 to reach 40 in both categories.
- Quarterback Cam Newton needs three 300-yard passing games to tie Jake Delhomme (11 from 2003-09) for the most in team history.
- Tight end Greg Olsen needs 54 catches and 696 receiving yards to pass Wesley Walls (324 for 3,902 from 1996-2002) for the most by a tight end in Panthers history. Olsen has averaged 67 catches and 801 yards per season since 2011.
- Linebacker Luke Kuechly will look to lead the NFL in tackles (based on press box statistics) for the second consecutive season and the third time in four years. Kuechly led the NFL in tackles in 2012 and 2014.
- Kicker Graham Gano will attempt to lead the NFL in kickoff touchback percentage for the third consecutive season. Since 2013, Gano leads the NFL with 124 kickoff touchbacks.
- With his first regular season start, linebacker Thomas Davis will become the 10th player in team history to start in 100 career games.
- Running back Jonathan Stewart (90) and long snapper J.J. Jansen (96) can reach the 100 career games played as a Panther milestone in 2015.



Linebacker Luke Kuechly will look to lead the NFL in tackles for the third time in four seasons.

OLSEN EARNS ED BLOCK COURAGE AWARD

Tight end Greg Olsen is the Carolina Panthers 2014 Ed Block Courage Award winner. The award honors one player from each NFL team that shows courage on and off the field. Olsen was selected for the award in a vote by his teammates.

In 2014, Olsen produced the best year of his career, earning his first career Pro Bowl selection, and breaking his own Panthers records for receiving yards and receptions by a tight end with a team-leading 84 for 1,008. The performance came while Olsen and his wife Kara are dealing with tremendous challenges off the field.

Olsen's son, TJ, was born in 2012 with a rare congenital heart defect called Hypoplastic Left Heart Syndrome (HLHS), a severe underdevelopment of the left side of the heart. Since that time, TJ has had to undergo four separate heart surgeries, including two during the 2014 season.

Throughout portions of the 2014 season, Olsen has had to balance attending practice and meetings with sleeping at the hospital by TJ's side and being a father to his other children, Tate and Talbot, TJ's twin sister. The eight-year NFL veteran did so effectively, being named a team captain for the first time in his career, and emerging as one of the top tight ends in the NFL, ranking among the League leaders in receptions, receiving yards and receiving touchdowns. He has exhibited commitment and durability as well, having played in 126 consecutive games, a streak dating to his rookie year in 2007.

Off the field, Olsen and his family have started the HEARTestYard Initiative with Levine Children's Hospital at Carolinas Medical Center in Charlotte, N.C. The program provides services including in-home, private nursing care, physical therapy and speech therapy, free of charge, to families of babies affected by congenital heart disease.

The Ed Block Courage Award is named in honor of Ed Block, the longtime head athletic trainer of the Baltimore Colts who was a pioneer in his profession and a respected humanitarian.

Recent winners of the Panthers' Ed Block Courage award include Ryan Kalil (2013), Thomas Davis (2011) and Jordan Gross (2010).



Greg Olsen earned his first career Pro Bowl selection in the midst of personal hardships.

DAVIS NAMED WALTER PAYTON NFL MAN OF THE YEAR

Panthers linebacker Thomas Davis was named the 2014 Walter Payton NFL Man of the Year. The award recognizes a player's off-the-field community service as well as his playing excellence. The announcement was made during the fourth annual NFL Honors.

Davis is a four-time Walter Payton Man of the Year nominee, and was a finalist in 2013 – the team's first.

Davis faced more than his share of challenges growing up in Shellman, Ga. In his acceptance speech, he challenged his fellow NFL players to make a difference in the lives of children in their communities.

"To the guys in this league, I just want to say to you, 'Let's take charge. Dare to be different,'" Davis said. "We are a village. Let's step up and be a village of guys that make a difference. Let's change this world.

"We're well-compensated for what we do. Let's show these kids how much we care about them."

Davis, who was also one of eight finalists for the inaugural Art Rooney Sportsmanship Award, received a \$50,000 donation in his name to a charity of his choice from the NFL Foundation and Nationwide. The two other Man of the Year finalists – Green Bay Packers quarterback Aaron Rodgers and San Francisco 49ers wide receiver Anquan Boldin – received \$10,000 donations in their names.

"So often in my career, I've been the guy that's come up just short," Davis said, "but receiving this award signifies and encompasses everything that I've been able to accomplish and all that I had to go through."

Jarrett and Brittney Payton, the late Walter Payton's children, honored Davis on-field before kickoff of Super Bowl XLIX.

2014 was another strong season for linebacker Davis, who started in all 15 games he played and finished with his third consecutive 100-tackle season. Davis, a four-year team captain, totaled 129 tackles, 2.5 sacks, two forced fumbles, one fumble recovery and six passes defended. He was a key component of the Panthers 10th-ranked defense, helping the team become the first franchise to claim consecutive NFC South titles. Davis ranks second on the Panthers all-time tackles list with 831.

Off the field, Davis puts his shoulder in to as many charities as he does opposing team ball carriers. In 2007, he and his wife Kelly founded the Thomas Davis Defending Dreams Foundation (TDDDF), a non-profit dedicated to providing and promoting free programs that enhance the quality of life for more than 2,000 underprivileged children and their families annually. Since its inception, the foundation has distributed more than \$500,000 in aid. The foundation's cornerstone program, the Youth Leadership Academy, is a 14-week after-school mentoring program for low-income middle school students.

Davis annually provides two college scholarships for graduating high school seniors who have completed the Youth Leadership Academy program. Through TDDDF, Davis also hosts annual programs including a back-to-school supply giveaway, a Thanksgiving meal for members of a local women's shelter and a Christmas gift giveaway for underprivileged children, in Charlotte, N.C., parts of South Carolina and in Davis' hometown in Georgia.

Davis is an avid proponent of keeping youth active and healthy. In June 2013, he led the construction of the first and only playground in his rural hometown of Shellman. In addition, his annual free football camp provides more than 350 children with instruction in football basics and life skills. Davis is active in the Panthers' PLAY 60 efforts and is a frequent visitor at the local pediatric hospital.

In April 2014, Davis received the Call to Courage Award, given annually to a Christian athlete who displays exemplary character through both adversity and triumph.



Thomas and his wife Kelly founded the Thomas Davis Defending Dreams Foundation, dedicated to providing and promoting free programs that enhance the quality of life for more than 2,000 underprivileged children and their families annually.



Linebacker Thomas Davis accepts the Walter Payton NFL Man of the Year Award at the fourth annual NFL Honors (1/1/15).

Davis was chosen from among the 32 team nominees for the award, all of whom receive a \$5,000 donation to the charity of their choice. The selection panel is comprised of NFL Commissioner Roger Goodell, former NFL Commissioner Paul Tagliabue, Connie Payton, Pro Football Hall of Fame members Frank Gifford and Anthony Muñoz, 2013 winner Charles Tillman, and *Sports Illustrated* football writer Peter King.

Davis joins an esteemed list of winners of the annual award. Recent winners of the Walter Payton NFL Man of the Year Award include Tillman of the Chicago Bears, Jason Witten of the Dallas Cowboys and Matt Birk, then of the Baltimore Ravens (2011).

The winner of the Walter Payton NFL Man of the Year Award will receive the Gladiator statue, an original art creation by the noted sculptor, Daniel Schwartz.

KUECHLY & OLSEN ARE PRO BOWL PANTHERS



Linebacker Luke Kuechly posted seven tackles in his second career Pro Bowl.

Linebacker Luke Kuechly and tight end Greg Olsen were named to the 2015 Pro Bowl. This is the second consecutive Pro Bowl selection for Kuechly and the first for Olsen.



Kuechly, in his third NFL season, started every game in 2014 for the Panthers' 10th-ranked defense. The 2012 Defensive Rookie of the Year and 2013 Defensive Player of the Year, Kuechly led the Panthers with 166 tackles and had a career-high 12 passes defended. He added a career-high 3.0 sacks, an interception, a forced fumble and a fumble recovery. He posted nine games with double-digit tackles.

"It's always an honor to be recognized by fellow players, coaches and fans. I don't take this for granted," Kuechly said. "A lot of the credit goes to my teammates, coaches and Carolina Panthers organization. Without those guys this wouldn't be possible."

Among tight ends, Olsen finished third in the NFL with 84 receptions and second with 1,008 yards. Both marks are Panthers tight end records, surpassing his own team records of 843 yards (2012) and 73 catches (2013). He also added six receiving touchdowns. Olsen, in his eighth NFL season and fourth with the Panthers, is the only active NFL tight end with five or more touchdowns in every season since 2008. He started every game this season and totaled three 100-yard games, tied for the most by a tight end (Rob Gronkowski).

"It's a tremendous honor to be selected to the Pro Bowl and be recognized by your peers, the coaches and the fans," Olsen said. "It's something that every player thinks about at one point in time."

Olsen and Kuechly were pitted against each other after being selected to opposite teams during the Pro Bowl Draft. Kuechly was selected by Team Michael Irvin and Olsen was selected by team Cris Carter.

The 2015 Pro Bowl, played Sunday, January 25, 2015, from University of Phoenix Stadium in Glendale, Arizona, site of Super Bowl XLIX, ended with Team Irvin earning a 32-28 victory.

In the victory, Olsen finished with three catches for 52 yards and two touchdowns. Kuechly posted seven tackles.

"It's been a once-in-a-lifetime opportunity," said Olsen. "It's been amazing."

On Team Carter's first drive of the game, Olsen got behind Baltimore Ravens linebacker Elvis Dumervil and caught a 17-yard pass from Indianapolis Colts quarterback Andrew Luck in the corner of the end zone.

Olsen notched his second touchdown early in the third quarter when he reeled in a 10-yard back-shoulder pass from New Orleans Saints quarterback Drew Brees. The pass was initially ruled incomplete, but a replay challenge showed that Olsen, who was battling Cleveland Browns cornerback Joe Haden, got both feet inbounds.

"I was very fortunate that I was chosen to be here," Olsen said. "The entire week has just been a dream come true."



Tight end Greg Olsen scored two touchdowns in his first career Pro Bowl.

2014 PANTHERS AWARD WINNERS

Thomas Davis (LB)

NFL Walter Payton Man of the Year

Kony Ealy (DE)

PFWA All-Rookie

Luke Kuechly (LB)

Pro Bowl; AP All-Pro First Team; PFWA All-NFL; PFWA All-NFC

Greg Olsen (TE)

Pro Bowl; PFWA-ALL-NFC

WOFFORD'S BERSIN MAKES HISTORY



Brenton Bersin

In 2014, wide receiver Brenton Bersin, a Charlotte, N.C. native, joined Panthers owner Jerry Richardson as the only players in Wofford College history to make an NFL regular season roster.

Richardson played his final NFL contest in 1960, and Bersin ended a nearly 54-year drought for the school.

Bersin played in 15 games, earning his first career start in Week Eight vs. Seattle (10/26/14). Bersin finished the season with 13 catches for 151 yards and a touchdown and added 14 punt returns for 86 yards and seven kickoff returns for 167 yards. His 49-yard kickoff return vs. Seattle (10/26/14) was the longest for the Panthers since Kealoha Pilares' 76-yard return at Indianapolis (11/27/11).

Bersin's 1-yard touchdown reception in Week Seven at Green Bay (10/19/14) is the first touchdown catch by a player from


Jerry Richardson at Wofford

Wofford since Richardson had a touchdown as a member of the Baltimore Colts at Dallas (10/30/60).

As a junior at Wofford in 2010, Bersin's nine touchdown catches tied the Wofford single-season record set by Richardson in 1958.

Bersin, played four seasons at Wofford (2008-11), the 1,600-student school in Spartanburg, S.C., that has hosted the Panthers training camp for each of the team's 20 seasons. In his collegiate career, Bersin played in 46 games with 33 starts and totaled 77 catches for 1,567 yards and 15 touchdowns.

Bersin was a member of the Panthers practice squad in 2013 and attended training camp with the team as a rookie in 2012.



WILKS AT HOME IN CHARLOTTE



Steven Wilks

Assistant head coach/secondary coach Steve Wilks connections to the Carolinas run deep. When Wilks was hired by the Panthers prior to the 2012 season, it was a homecoming for the Charlotte native.

In the 1980s Wilks starred at quarterback for West Charlotte and played collegiately at Appalachian State before spending one season with the Charlotte Rage of the Arena Football League in 1993. He began his coaching career at Johnson C. Smith University in 1995.

Following 11 years coaching on the college level, Wilks entered the NFL coaching ranks in 2006 when he joined Panthers head coach Ron Rivera in Chicago. With Rivera serving as defensive coordinator and Wilks leading the Bears secondary, Chicago won the NFC Championship and advanced to Super Bowl XLI. The two reunited in 2010 in San Diego, helping the Chargers lead the NFL in total defense and pass defense.

Wilks has been an important part of the Panthers coaching staff. In 2014, Wilks' secondary helped the Panthers rank 10th in the NFL in total defense, the third consecutive season the team has ranked in the top 10. In 2013, he directed a unit that helped the Panthers finish second in the NFL in total defense and sixth in passing defense.



Wilks (9) played quarterback at West Charlotte.

CANADIAN CONNECTION




David Foucault

French-Canadian offensive tackle David Foucault (FOO-coe), the fifth overall selection in the 2014 Canadian Football League Draft by the Montreal Alouettes, played five games for the Panthers in 2014 after making the team's 53-man roster following the preseason. He earned his first career start in Week Nine vs. New Orleans (10/30/14).

The 6-foot-8-inch, 305-pound lineman was one of two rookies from Canadian colleges to make NFL active rosters, joining offensive guard Laurent Duvernay-Tardif of McGill University who was a sixth-round pick of the Kansas City Chiefs. He joined the Panthers as a free agent after participating in the team's rookie minicamp in May on a tryout basis.

Foucault is the first player from the University of Montreal to make an NFL roster. He played four seasons for the Carabins, moving to the offensive line in 2011 after starting on the defensive line in 2010. Foucault played in the 2013 CIS (Canadian Interuniversity Sport) East-West Bowl after helping the team average 6.0 yards per rush. In 2012, he opened holes in for the conference's leading rusher.

A FAMILIAR FACE



Ricky Proehl

Ricky Proehl spent 17 seasons as an NFL player, including three with the Carolina Panthers from 2003-05. In 2014, Proehl is in his fifth season as a member of the coaching staff, serving as wide receivers coach for the third consecutive season.

In his career, Proehl played in 244 games with 110 starts for Phoenix/Arizona, St. Louis, Seattle, Chicago, Carolina and Indianapolis. Proehl was a member of four Super Bowl teams, including championship teams with the Rams and Colts. He finished his career with 669 catches for 8,878 yards and 54 touchdowns.

Proehl caught a touchdown from 16 different players, second-most in NFL history behind Irving Fryar (19).

PLAYERS WHO THREW A TOUCHDOWN PASS TO RICKY PROEHL

	TDs		
Steve Beuerlein	10	Marc Bulger	2
Kurt Warner	8	Jay Schroeder	2
Jake Delhomme	7	Tony Banks	1
Erik Kramer	7	John Friesz	1
Timm Rosenbach	4	Stan Gelbaugh	1
Chris Chandler	3	Rick Mirer	1
Trent Green	3	Tom Tupa	1
Steve Bono	2	Chris Weinke	1

In three seasons with the Panthers, Proehl tallied 86 catches for 1,327 yards and eight touchdowns and was a member of two playoff teams. He is responsible for one of the most well-known plays in franchise history when in the 2003 season opener vs. Jacksonville, his first game with Carolina, Proehl caught a 12-yard touchdown on fourth down with 16 seconds left to cap a come-from-behind win and propel the Panthers on their Super Bowl run.

BOYKIN BACK HOME



David Foucault

Jarrett Boykin returned to his hometown this offseason when he signed with the Panthers. The fourth-year wide receiver played his high school football at Butler in Matthews, N.C., just outside Charlotte, earning first-team All-State honors as a senior.

Boykin's best professional season came in 2013 when he posted career highs in receptions with 49, receiving yards with 681 and receiving touchdowns with three.

He broke out in the final 11 games of that season, racking up 48 catches, 638 yards and three touchdowns in that time.

Boykin is one of three wide receivers from the Charlotte area on the Panthers roster, joining Brenton Bersin (Charlotte Latin HS) and Avius Capers (Independence HS). Capers also played collegiately at Johnson C. Smith in Charlotte.

A DECEMBER TO REMEMBER

The month of December was critical to the Panthers' success in 2014. The Panthers entered the month with a 3-8-1 record, but earned a 4-0 record in the season's final four weeks to finish 7-8-1 and win the NFC South Division. Carolina is the first team in history to win the NFC South in consecutive years.

December has historically been strong for the Panthers under head coach Ron Rivera as his 15-3 record in the month is tied for best in the NFL since 2011.

HEAD COACHES / BEST RECORDS IN DECEMBER SINCE 2011

	W	L	T	PCT.
Ron Rivera	15	3	0	.833
Bill Belichick	15	3	0	.833
Pete Carroll	15	3	0	.833
Chuck Pagano	11	3	0	.786
John Fox	14	4	0	.778



Ron Rivera's 15-3 record in December is tied for the best in the NFL since 2011.

OFFENSIVE LINE SHUFFLE

In 2014, the Panthers started eight different offensive line combinations in the regular season. The Panthers were one of five teams to start at least that many combinations, joining Indianapolis (11), Chicago (8), New England (8) and San Francisco (8).

In one stretch from Week Six at Cincinnati (10/12/14) to Week Thirteen at Minnesota (11/30/14), the Panthers started seven different offensive lines in seven games (the Panthers had a bye week in Week Twelve). Only center Ryan Kalil started all 16 games along the line in 2014.

MOST OFFENSIVE LINE COMBINATIONS IN THE NFL, 2014

O-Line

Combos	Team
11	Indianapolis
8	Carolina
8	Chicago
8	New England
8	San Francisco

The Panthers found offensive line consistency at the end of the season, starting the same line in the final five games of the regular season and both playoff contests.

The consistency helped improve the offense as the Panthers rushing for an NFL-leading 975 yards in the season's final five weeks. The Panthers finished with a 4-1 record in those games.

In the season's final five weeks, the Panthers saw a significant rise in offensive rankings, improving in yards per game, rush yards per game, yards per carry, third down efficiency, and points per game.

OFFENSE AFTER WEEK 12	Avg.	NFL Rank
Total Yards Per Game	327.2	22nd
Rushing Yards Per Game	96.4	25th
Rushing Yards Per Attempt	3.7	27th
Third Down Efficiency	40.1%	20th
Points Per Game	19.5	24th

OFFENSE AFTER WEEK 17	Avg.	NFL Rank
Total Yards Per Game	346.7	16th
Rushing Yards Per Game	127.3	7th
Rushing Yards Per Attempt	4.3	13th
Third Down Efficiency	41.9%	12th
Points Per Game	21.2	19th



In a season of moving parts along the Panthers' offensive line, only center Ryan Kalil started all 16 games at the same position.

WEGHER PRODUCING IN PRESEASON

Undrafted rookie running back Brandon Wegher has scored three times in two games for the Panthers this preseason. Wegher's three total touchdowns are the most by any player in the preseason.

Wegher, who will be featured on the second season of NFL Network's "Undrafted" series as he seeks to make a 53-man roster, rushed for touchdowns of four and nine yards vs. Miami (8/22/15) after scoring on a 42-yard catch and run at Buffalo (8/14/15).

Wegher played his final two seasons at Morningside College after playing for the University of Iowa as a freshman in 2009. He holds Morningside career records with 3,815 rushing yards, 52 total touchdowns and 48 rushing touchdowns.

Last season, as a senior, Wegher set National Association of Intercollegiate Athletics (NAIA) single-season records with 2,610 rushing yards on 327 attempts, 43 total touchdowns, 39 rushing touchdowns and 8.0 yards per rushing attempt (minimum of 250 carries). He led the NAIA with an average of 233.8 all-purpose yards per game.

NFL PRESEASON LEADERS, TOTAL TOUCHDOWNS

Player	Total TDs	Rush TDs	Rec. TDs	Ret. TDs
Brandon Wegher, Car.	3	2	1	0
Kenjon Barner, Phi.	3	1	0	2
Brandin Cooks, N.O.	2	0	2	0
Michael Floyd, Atl.	2	2	0	0
Branden Oliver, S.D.	2	2	0	0

ROOKIE REVIVAL

In Week Sixteen vs. Cleveland (12/21/14), Carolina started seven rookies, a franchise record for a single-game, and tied with Jacksonville for the most rookie starters in a game in 2014.

Offensively, the Panthers opened the game with rookie wide receivers Corey Brown and Kelvin Benjamin and offensive guards Andrew Norwell and Trai Turner. Defensively, two rookies in the secondary, cornerback Bene Benwikere and safety Tre Boston, earned the start while rookie linebacker Adarius Glanton was in the lineup for an injured A.J. Klein.

In Weeks Fourteen-Sixteen, the Panthers started seven, six (vs. Tampa Bay, 12/21/14) and five rookies (at New Orleans, 12/7/14), all franchise records at the time.

ROOKIE STARTERS IN WEEK 16 VS. CLEVELAND (12/21/14)

Pos	Player	College	How Acquired
WR	Kelvin Benjamin	Florida State	D-1
WR	Corey Brown	Ohio State	UDFA
G	Andrew Norwell	Ohio State	UDFA
G	Trai Turner	LSU	D-3
LB	Adarius Glanton	Florida Atlantic	UDFA
CB	Bene Benwikere	San Jose State	D-5
S	Tre Boston	North Carolina	D-4

The same seven rookies also started the Panthers NFC Wildcard contest vs. Arizona (1/3/15).

A RUNNING HISTORY

The Panthers rushed for 100 or more yards in each of the final 11 weeks of the 2014 season.

Historically, the Panthers have had a strong running attack. Since 2008, the Panthers have produced 15,339 rushing yards, most in the NFL.

NFL TEAM RUSHING LEADERS, 2008-14

Team	Rushing Yards
Carolina	15,339
New York Jets	15,160
Minnesota	15,035
Kansas City	14,628
Philadelphia	14,366

STEWART STAYS HOT IN PLAYOFFS

After rushing for 486 yards in the regular season's final five weeks, running back Jonathan Stewart continued his hot streak in the Wildcard Playoffs vs. Arizona (1/3/15) rushing for 123 yards and a touchdown on 24 carries. It marked Stewart's third 100-yard rushing game in his last five games.

Stewart's 123 yards are the second-highest postseason rushing total in Panthers history.

PANTHERS SINGLE-GAME RUSH YARDS LEADERS, POSTSEASON

Player	Yds	Att	TD	Game
DeShaun Foster	151	27	0	at NY-G (1/8/06)
Jonathan Stewart	123	24	1	Ari. (1/3/15)
Stephen Davis	104	26	1	Dal. (1/3/04)
Anthony Johnson	104	26	0	Dal. (1/5/97)
DeShaun Foster	95	21	0	at St.L (1/10/04)



Jonathan Stewart's 123 rushing yards vs. Arizona (1/3/15) are the second-most in Panthers' postseason history.

SUCCESS ON THE GROUND

The Panthers found success in the run game down the stretch in 2014, rushing for an NFL-leading 975 yards in the season's final five weeks. The Panthers tallied 120 more rushing yards in each of those games after having 120-plus rushing yards in just one of the season's first 11 games.

The Panthers earned a 4-1 record in the final five games, winning four consecutive to end the year and win the NFC South division.

NFL RUSHING LEADERS, SINCE WEEKS 13-17

Player	Yards
Carolina	975
Seattle	896
San Francisco	862
New York Jets	779
Cincinnati	765

STEWART BACK IN ACTION

In the final five weeks of the 2014 regular season, running back Jonathan Stewart rushed for 486 yards, the second-most in the NFL. The Panthers went 4-1 in that time and Stewart rushed for 100 or more yards twice, first in Week Fourteen at New Orleans (12/7/14) and then in Week Sixteen vs. Cleveland (12/21/14).

NFL RUSHING LEADERS, SINCE WEEK 13

Player	Yards
DeMarco Murray, Dal.	491
Jonathan Stewart. Car.	486
Jeremy Hill, Cin.	481
C.J. Anderson, Den.	481
Eddie Lacy, G.B.	467

At New Orleans, Stewart rushed for 155 yards and one touchdown, a career-long 69-yarder. The 155 yards were the second-most of Stewart's career behind his 206 yards at the New York Giants (12/27/09). It marked Stewart's first 100-yard rushing game since he had 137 vs. Arizona (12/19/10). Versus Cleveland (12/21/14), Stewart rushed for 122 yards, marking the 11th 100-yard game of his career. In the final five games, Stewart averaged 97.2 yards per game.

The sixth-year back from Oregon stands second in franchise history with 1,041 rushing attempts, 4,825 rushing yards and 11 games with 100 or more rushing yards. He is third in team history with 30 career rushing touchdowns.



In Week Sixteen vs. Cleveland (12/21/14), running back Jonathan Stewart rushed for 122 yards, marking the 11th 100-yard game of his career.

NEWTON MOVES UP PASSING YARDS LIST

With 205 passing yards in Week Seven at Green Bay (10/19/14), quarterback Cam Newton passed Steve Beuerlein (12,690 from 1996-2000) for second-most in team history.

PANTHERS CAREER LEADERS, PASSING YARDS

Player	Yards	Att	Cmp	TD
Jake Delhomme, 2003-09	19,258	2,669	1,580	120
Cam Newton, 2011-14	14,426	1,923	1,144	82
Steve Beuerlein, 1996-2000	12,690	1,723	1,041	86
Kerry Collins, 1995-98	8,306	1,340	694	47

Newton also passed Beuerlein for second in pass attempts and pass completions this season. Newton passed Beuerlein (1,723) for second in pass attempts in Week Nine vs. New Orleans (10/30/14) and passed Beuerlein (1,041) for second in pass completions in Week Ten at Philadelphia (11/10/14).

Newton's 306 passing yard performance at Philadelphia tied Beuerlein (8) for the second-most 300-yard passing games in team history.

Newton's 59.49 career completion percentage (1,144-of-1,923) ranks second in Panthers history behind Beuerlein's 60.41 percentage (1,041-of-1,723) from 1996-2000.

NEWTON NAMED NFC PLAYER OF THE WEEK

Quarterback Cam Newton was named NFC Offensive Player of the Week for his performance in the Panthers 41-10 win in Week Fourteen at New Orleans (12/7/14).

Newton completed 21 of 33 passes (63.6 percent) for 226 yards with three touchdowns and no interceptions for a 114.0 passer rating. He added 83 rushing yards and a touchdown.

In his career, Newton has four games with at least 200 passing yards and 80 rushing yards with multiple touchdown passes and a rushing TD. That is the most such games in NFL history and only two other players – Mike Vick and Russell Wilson – have done it twice.

The performance was Newton's fourth with at least three touchdown passes and a rushing touchdown. Since entering the NFL in 2011, his four such games are the most in the NFL.

Newton led a Carolina offense that amassed 497 total net yards (271 rushing, 226 passing), the most since December 30, 2012 (530 yards).

Entering his fifth season from Auburn, Newton has won three Player of the Week Awards (Week 13, 2011 and Week 12, 2012). With three Offensive Player of the Week Awards, Newton is tied with running back Stephen Davis for the most in franchise history.



Quarterback Cam Newton and running back Jonathan Stewart combined for 1,348 of the Panthers' 2,036 rushing yards in 2014.

GAME-WINNING DRIVES

In Week Sixteen vs. Cleveland (12/28/14), quarterback Cam Newton directed his eighth career game-winning drive (defined as a drive that puts the team ahead for good in the fourth quarter or overtime). It was his second of the season as he also led the Panthers on a game-winning drive in Week Five vs. Chicago (10/5/14).

CAM NEWTON, GAME-WINNING DRIVES vs. Jacksonville (9/25/11)

Directed the Panthers 55 yards on five plays in 2:24...During game-winning possession, completed all three pass attempts for 47 yards and scrambled once for seven yards, capped by a 16-yard touchdown pass to tight end Greg Olsen.

at Philadelphia (11/26/12)

Guided the Panthers 40 yards on seven plays in 3:36 to set up a 23-yard field goal by Graham Gano...During game-winning possession, completed two-of-three passes for 31 yards and picked up seven yards rushing on two carries.

at San Francisco (11/10/13)

Led the Panthers 9 yards on seven plays in 3:30 to set up a 53-yard field goal by Graham Gano.

vs. New England (11/18/13)

Directed the Panthers 83 yards on 13 plays in 5:33...During game-winning possession, completed five-of-eight pass attempts for 57 yards and rushed once for 15 yards, capped by a 25-yard touchdown pass to wide receiver Ted Ginn, Jr.

at Miami (11/24/13)

Led the Panthers 80 yards on 12 plays in 3:30...During game-winning possession, completed five-of-seven passes for 34 yards and rushed three times for 16 yards...Converted key fourth down attempt from Carolina's 20-yard line with pass to Steve Smith...Capped drive with 1-yard touchdown pass to tight end Greg Olsen.

vs. New Orleans (12/22/13)

Directed the Panthers 65 yards on five plays in 32 seconds...During game-winning possession, completed three-of-five passes (including a spike) for 65 yards, including a 14-yard touchdown pass to wide receiver Domenik Hixon.

vs. Chicago (10/5/14)

After a fumble by Chicago, directed the Panthers 23 yards on six plays in 2:00...During game-winning possession, completed two-of-three passes for 17 yards, including a six-yard touchdown pass to tight end Greg Olsen.

vs. Cleveland (12/28/14)

Led the Panthers 66 yards on seven plays in 2:52...During the game-winning possession, completed three-of-four passes for 44 yards and rushed twice for 19 yards, capped by a nine-yard touchdown pass to Stewart.

DUAL-THREAT QUARTERBACK

Quarterback Cam Newton has proved to be a dual-threat, effectively passing and rushing. In 2014, Newton had 3,127 passing yards and 539 rushing yards. He is the only player in NFL history to start a career with four consecutive seasons with 3,000 or more passing yards and 500 or more rushing yards. times. He is one of just three players in NFL history, along with Peyton Manning of the Indianapolis Colts from 1998-2001 and Andy Dalton of the Cincinnati Bengals from 2011-14, to have at least 3,000 passing yards in each of first four seasons.

Newton has used his legs and right arm to produce 16,997 combined rushing and passing yards, the fourth-most in NFL history through a player's first 62 games.

MOST COMBINED YARDS RUSH & PASS / FIRST 62 GAMES

Player	Total Yards	Pass Yards	Rush Yards
Matthew Stafford	18,197	17,803	394
Daunte Culpepper	17,254	15,222	2,032
Marc Bulger	17,010	16,768	242
Cam Newton	16,997	14,426	2,571

Newton is the first player in NFL history to have 10,000 passing and 2,000 rushing yards in his first four seasons.

Newton's 539 rushing yards marked his fourth consecutive season of at least 500 rushing yards. Newton joined Randall Cunningham and Michael Vick (six each) as the only quarterbacks with four or more 500-yard rushing seasons in a career.

Newton's best day running the ball came in Week Six at Cincinnati (10/12/14) when he rushed a career-high 17 times for 107 yards. The 107 rushing yards at Cincinnati were the second-most of Newton's career behind the 117 he had vs. Atlanta (12/9/12). Newton added a season-high 284 passing yards vs. Cincinnati.

In addition to his rushing touchdown at Cincinnati, Newton added two passing touchdowns. Newton is the only quarterback in NFL history to pass for at least 250 yds with two touchdowns and rush for at least 100 yards with a touchdown in a game. He has accomplished the feat twice: at Cincinnati (10/12/14) and vs. Atlanta (12/9/12).

Newton produced another memorable game in Week Fourteen at New Orleans (12/7/14), passing for 226 yards and three touchdowns and rushing for 83 yards and a touchdown as the Panthers gained 497 total net yards, including 271 rushing yards. Both marks are the third-highest in team history.

Newton has four career games with at least 200 passing yards, multiple touchdown passes, at least 80 rushing yards and a touchdown run. His four such games are the most in NFL history. Only two other players have accomplished the feat multiple times: Michael Vick (two) and Russell Wilson (two).

Newton has produced 115 total touchdowns (82-pass, 33-rush), tied for sixth-most in NFL history through a player's first 62 games. Newton has 24 career games with a passing touchdown and a touchdown run.

NEWTON RUSHES INTO THE END ZONE

Quarterback Cam Newton has made a habit of finding the end zone with his legs as his 33 rushing touchdowns are the most by a quarterback through his first four seasons in NFL history.

Newton's 33 career rushing touchdowns are tied for 10th-most all-time among quarterbacks with John Elway (16 seasons), Otto Graham (six seasons) and Y.A. Tittle (15 seasons).

Newton scored a team-leading 14 rushing touchdowns in 2011, the most-ever by a quarterback in NFL history, surpassing the previous mark of 12 by Grogan in 1976.

Since he entered the NFL in 2011, only three running backs have more rushing touchdowns than Newton.

NFL LEADERS, RUSHING TOUCHDOWNS, 2011-14

Player	TDs
Marshawn Lynch, Sea.	48
Arian Foster, Hou.	34
Adrian Peterson, Min.	34
LeSean McCoy, Phi.	33
Cam Newton, Car.	33



Quarterback Cam Newton's first of five rushing touchdowns in 2014 came in Week Six at Cincinnati (10/12/14).

NEWTON MOVES THE CHAINS

Quarterback Cam Newton has been successful moving the chains with his legs since entering the NFL in 2011, with 192 of his 467 rushes going for first downs. The 41.1 rushing first down percentage is the top mark in the NFL during that time.

NFL LEADERS, RUSHING FIRST DOWN PERCENTAGE, 2011-14

Player	1st Pct.	1st	Att
Cam Newton, Car.	41.1	192	467
Russell Wilson, Sea.	34.4	106	308
Mike Tolbert, Car.	26.8	84	313
LeSean McCoy, Phi.	25.0	275	1,099
Jamaal Charles, K.C.	24.5	187	762
Jonathan Stewart, Car.	24.0	110	458
DeMarco Murray	24.0	224	934

Newton led the NFL in rushing first down percentage in each of the past four seasons (2011-14), including a career-high mark of 43.69 percent (45-of-103) in 2014.

OLSEN AMONG NFL'S TOP TIGHT ENDS

Tight end Greg Olsen earned his first Pro Bowl selection after a career year in 2014. Olsen finished the regular season third among tight ends with 84 receptions, second with 1,008 yards and tied for seventh with six receiving touchdowns.

Olsen led the team in receptions, tied for the team lead in receiving yards and finished second in receiving touchdowns.

2014 NFL RECEIVING YARDS LEADERS, TIGHT ENDS

Player	Rec.	Yds	TD
Rob Gronkowski, N.E.	82	1124	12
Greg Olsen, Car.	84	1,008	6
Martellus Bennett, Chi.	90	916	6
Delanie Walker, Ten.	63	890	4
Jimmy Graham, N.O.	85	889	10

Olsen tallied 10 catches in consecutive games in Weeks Fourteen and Fifteen. In Week Fifteen vs. Tampa Bay (12/14/14), he produced 110 yards for his third 100 yard game of the season and fourth of his Panthers career, passing Wesley Walls (3 from 1996-2002) for most 100 yard games as a Carolina tight end.

In Week Ten at Philadelphia (11/10/14), Olsen set a career high with 119 receiving yards. It marked his second 100-yard receiving game this season after tallying 105 yards in Week Seven at Green Bay (10/19/14).

In Week Five vs. Chicago (10/5/14), Olsen caught six passes for 72 yards and two touchdowns, marking the third multi-touchdown game of his career. He last scored twice vs. Denver (11/11/12).



Tight end Greg Olsen tallied the third multi-touchdown game of his career in Week Five vs. Chicago (10/5/14).

OLSEN LEADS THE WAY AT TIGHT END

In 2014, tight end Greg Olsen totaled 1,008 receiving yards and 84 receptions, new Panthers tight end records, surpassing his own team records of 843 yards (2012) and 73 catches (2013).

He twice produced a career-best and Panthers tight end record-tying 10 catches. The performances came in back-to-back weeks – Week Fourteen at New Orleans (12/7/14) and Week Fifteen vs. Tampa Bay (12/14/14). Olsen's 20 receptions are the second-most in a two-game span in Panthers history behind Muhsin Muhammad's 21 over two games in 2000.

Olsen's six touchdown catches this season make him the only active NFL tight end with five or more touchdowns in every season since 2008.

Olsen owns the top three single-season reception totals and three of the top four single-season receiving yards totals by a tight end in team history.


PANTHERS SINGLE-SEASON RECEPTIONS LEADERS, TIGHT ENDS

Player	Rec.	Yds	TD	Season
Greg Olsen	84	1,008	6	2014
Greg Olsen	73	816	6	2013
Greg Olsen	69	843	5	2012
Wesley Walls	63	822	12	1999

2014 marks the sixth time in the past seven seasons that Olsen has registered at least 500 yards receiving, and his third consecutive with at least 800. This is also the fifth 50-catch season of his career.

Since entering the NFL in 2007, Olsen ranks among the top 10 players at his position in receptions (fourth – 465), receiving yards (fifth – 5,188) and receiving touchdowns (seventh – 42).

OLSEN A CONSISTENT PRESENCE



Greg Olsen

Tight end Greg Olsen has been a consistent presence in NFL lineups since his rookie year in 2007. Olsen has played in 126 consecutive regular season games, the second-longest streak among active tight ends behind Dallas' Jason Witten (187).

A first-round choice (31st overall) by Chicago in 2007, Olsen missed the first two games of that season with a knee injury sustained in the preseason. He made his NFL debut vs. Dallas (9/23/07) and has

not missed a game since.

CONSECUTIVE GAMES PLAYED, ACTIVE TIGHT ENDS

Player	Games	Streak Began
Jason Witten, Dal.	187	2003
Greg Olsen, Car.	126	2007
Logan Paulsen, Was.	74	2010
Martellus Bennett, Chi.	51	2011

OLSEN MOVES UP RECEIVING CHARTS

Tight end Greg Olsen joined the Panthers in 2011 after a trade with the Chicago Bears in exchange for a third-round draft choice. Since then, Olsen has totaled 271 receptions for 3,207 yards and 22 touchdowns, putting him among the team's all-time leaders in those categories.

With 62 yards in Week Six at Cincinnati (10/12/14) Olsen passed Mark Carrier (2,547 from 1995-98) for fourth on the Panthers all-time receiving yards list.

With 69 receiving yards in Week Three vs. Pittsburgh (9/21/14), Olsen passed Brandon LaFell (2,385 from 2010-13) for fifth all-time in team history.

Olsen's 271 receptions and 22 touchdowns also rank fourth in team history.

PANTHERS CAREER REC. YARDS LEADERS

Player	Yds	Rec	TD	Seasons
Steve Smith, WR	12,197	836	67	2001-13
M. Muhammad, WR	9,255	696	50	1996-2009
Wesley Walls, TE	3,902	324	44	1996-2002
Greg Olsen, TE	3,207	271	22	2011-2014
Mark Carrier, WR	2,547	176	13	1995-98
Brandon LaFell, WR	2,385	167	13	2010-2013



In 2014, Greg Olsen became the first 1,000-yard tight end in Panthers' history and is the team's fourth all-time leading receiver.

ANDERSON FILLS IN FOR NEWTON



Derek Anderson

Quarterback Derek Anderson was called upon in Week One at Tampa Bay (9/7/14) to start for Cam Newton who missed the game with injured ribs.

The start was Anderson's first since 2010 when he led the Arizona Cardinals against the St. Louis Rams (12/5/10). The win was the first for Anderson as a starter since he led the Cardinals to victory against Oakland (9/26/10).

Anderson completed 24-of-34 passes (70.6 percent) for 230 yards and two touchdowns with no interceptions to post a 108.7 passer rating, the sixth-best of his career as a starter. His 70.6 completion percentage was the fourth-best mark of his career as a starter.

Anderson again filled in for Newton in Week Fifteen vs. Tampa Bay (12/14/14), after Newton missed the game with a back injury suffered in a car accident. Anderson led the Panthers to a 19-17 victory by completing 25-of-40 passes for 277 yards and one touchdown. The 91.4 passer rating is the 10th-best of Anderson's career as a starter.

In his two games as a starter in 2014, Anderson produced a 99.3 passer rating, completing 49-of-74 passes for 507 yards and three touchdowns.

DEREK ANDERSON, TOP PASSER RATING AS A STARTER

Game	Rate	Yards	Att	Cmp	TD	Int
at St.L (10/28/07)	143.0	248	25	18	3	0
Mia. (10/14/07)	142.5	245	25	18	3	0
NY-G (10/13/08)	121.3	310	29	18	2	0
Cin. (9/16/07)	121.0	328	33	20	5	1
Bal. (9/30/07)	109.5	204	18	10	2	1
at T.B. (9/7/14)	108.7	230	34	24	2	0
Hou. (11/25/07)	96.5	253	35	24	2	1
at Jac. (10/26/08)	95.6	246	27	14	1	0
at Min. (11/07/10)	91.7	179	26	15	1	0
T.B. (12/14/14)	91.4	40	25	277	1	0



Quarterback Derek Anderson celebrates with teammates Luke Kuechly and Kelvin Benjamin after leading the team to a victory in Week Fifteen vs. Tampa Bay (12/14/14).

WEBB PLAYING WELL IN PRESEASON



Joe Webb

Panthers quarterback Joe Webb is the team's leading passer in the preseason, tallying a 106.0 passer rating. In addition, Webb is seeing action on special teams as well.

Webb has led the Panthers to two one-point victories in the first two weeks of the preseason. He has completed 20-of-32 passes for 238 yards and two touchdowns without an interception in the preseason.

At Buffalo (8/14/15), Webb led the Panthers on a 91-yard touchdown drive on the team's final possession to earn a 25-24 victory. On the drive, Webb rushed for eight yards and completed all four of his pass attempts, including a 42-yard touchdown completion to running back Brandon Wegher. After the touchdown, Webb connected with wide receiver Paul Browning on a two-point conversion to seal the victory.

Versus Miami (8/22/15), Webb led the Panthers to three touchdown drives in the second half to secure a 31-30 victory. For the game, Webb completed 12-of-17 passes for 131 yards and one touchdown to produce a 112.6 passer rating.

Last season, in his first season with Carolina, Webb played in seven games, serving as a backup quarterback and seeing action at wide receiver and on special teams. In Week Seventeen at Atlanta (12/28/14), Webb made a touchdown-saving tackle on a 66-yard kickoff return by Devin Hester.

BROWN ENDS PR-TD DROUGHT



Corey Brown

Wide receiver Corey Brown's 79-yard punt return for a touchdown in the first quarter of the Week Five matchup vs. Chicago (10/5/14) was the Panthers first punt return touchdown in the regular season since Steve Smith's 53-yarder at the New York Giants (12/28/03), an NFL-worst drought of 164 games.

The return happened in odd fashion as Brown was interfered with before he fielded the punt and he, along with the ball, fell to the ground. But Brown got up and found the loose ball. He then ran 79 yards down the sideline for a touchdown to give Carolina a 7-0 lead.

The 79-yard return is the third-longest punt return in Panthers history.

Brown played in 13 games with three starts in 2014, contributing on offense in addition to special teams. His 14.1-yard per catch average led the team as he totaled 21 catches for 296 yards and two touchdowns. Brown also rushed eight times for 98 yards. He was one of a franchise-record seven rookies to start in Week Sixteen vs. Cleveland (12/21/14).

OLSEN & BENJAMIN GO FOR 1,000

Wide receiver Kelvin Benjamin and tight end Greg Olsen finished the 2014 regular season tied for the team lead with 1,008 receiving yards, becoming the first pair of Panthers to each gain 1,000 receiving yards in a single season since Muhsin Muhammad and Patrick Jeffers in 1999.

That season, Muhammad finished with 1,253 yards and Jeffers had 1,082.

Olsen and Benjamin are the fifth and sixth players to reach 1,000 yards in a season for Carolina, joining Steve Smith, Muhsin Muhammad, Patrick Jeffers, Raghil Ismail and Mark Carrier.

PANTHERS 1,000-YARD RECEIVERS

Player	Years with 1,000 RECEIVING YARDS
Mark Carrier	1995 (1,002)
Raghil Ismail	1998 (1,024)
Patrick Jeffers	1999 (1,082)
Muhsin Muhammad	1999 (1,253); 2000 (1,183); 2004 (1,405)
Steve Smith	2003 (1,110); 2005 (1,563); 2006 (1,166); 2007 (1,002); 2008 (1,421); 2011 (1,394); 2012 (1,174)
Kelvin Benjamin	2014 (1,008)
Greg Olsen (TE)	2014 (1,008)

COTCHERY RETURNS TO CAROLINAS

Receiver Jerricho Cotchery returned to North Carolina last season signing with the Panthers. A former record-setting receiver at NC State University, Cotchery joined the Panthers after three seasons (2011-13) with the Pittsburgh Steelers.

In 2014, Cotchery ranked third on the team with 48 catches, 580 yards. He added his only touchdown catch of the season in Week Fifteen vs. Tampa Bay (12/14/14).

In 2013, Cotchery led the Steelers with a career-high 10 touchdowns, all of which came in the red zone, including eight in the last nine games. His 10 touchdowns tied for 10th in the NFL. Cotchery finished the season with 46 catches for 602 yards and tied for fourth in the NFL with 78.3 percent of his receptions resulting in first downs.

Cotchery began his career with the New York Jets, playing seven seasons (2004-10) with the team. He posted back-to-back seasons of 82 catches in 2006 and 2007 with the Jets, tallying more than 1,000 receiving yards in 2007.



Jerricho Cotchery's two-yard touchdown catch put the Panthers ahead for good in the team's victory in Week Fifteen vs. Tampa Bay (12/14/14).

DEFENSE IN TOP 10 FOR THIRD YEAR IN A ROW

Carolina's defense ranked 10th in the NFL in 2014, becoming one of three teams to field a top 10 defense in each of the last three seasons (2012-14). San Francisco and Seattle have also had top 10 defenses each of the last three seasons.

TOP 10 DEFENSES IN EACH OF THE LAST THREE SEASONS, 2012-14

Team	2012	2013	2014	Avg Yds Allowed
Seattle	4th	1st	1st	282.3
San Francisco	3rd	5th	5th	310.9
Carolina	10th	2nd	10th	324.7

Despite ranking as low as 27th in total defense, 28th in rushing defense and 26th in passing defense at different points in the season, the unit's performance down the stretch helped the Panthers finish the season ranked 10th in the NFL in total defense (339.8), 16th in rushing defense (112.0) and 11th in passing defense (227.8).

The Panthers' improved defense down the stretch was instrumental in the team's four-game winning streak to end the regular season. In the season's final four weeks, Carolina ranked fifth in total defense, 11th in rush defense, sixth in pass defense and second in points allowed over the final four weeks of season.

DEFENSE AFTER WEEK 13	Avg.	NFL Rank
Total Yards Per Game	360.3	17th
Rushing Yards Per Game	116.8	19th
Passing Yards Per Game	243.5	17th
Points Per Game	27.6	29th

DEFENSE AFTER WEEK 17	Avg.	NFL Rank
Total Yards Per Game	339.8	10th
Rushing Yards Per Game	112.0	16th
Passing Yards Per Game	227.8	11th
Points Per Game	23.4	21st



Carolina's defense finished in the top 10 for the third consecutive year. The Panthers are one of three teams to finish with a top 10 defense each of the last three seasons.

PANTHERS DEFENSE SETS NFL PLAYOFF RECORD

The Carolina Panthers held the Arizona Cardinals to an NFL postseason record 78 total yards in the Wildcard Playoffs (1/3/15), breaking a 56-year old record of 86 yards by the New York Giants against the Cleveland Browns in 1958.

FEWEST NET YARDS ALLOWED IN A GAME, POSTSEASON HISTORY

	Tot Net Yards	Opponent
Carolina (1/3/15)	78	Arizona
New York Giants (12/21/58)	86	Cleveland
Philadelphia (12/19/48)	99	Chicago Cardinals
Philadelphia (12/18/49)	109	Los Angeles Rams
Washington (12/19/43)	112	New York Giants

The 78 total net yards allowed are the lowest in any game, including the regular season, since the San Diego Chargers limited the Kansas City Chiefs to 67 yards on December 12, 2010. Panthers head coach Ron Rivera was the Chargers' defensive coordinator at the time.



The Panthers broke a 56-year old record for fewest total net yards allowed in a postseason game with the performance in the NFC Wildcard game vs. Arizona (1/3/15).

EALY EARNS PFWA ALL-ROOKIE HONORS

Defensive end Kony Ealy, a second-round draft choice (60th overall) in 2014 from Missouri, was named the Professional Football Writers of America All-Rookie team.

Ealy played in 15 games for Carolina and finished the season with 12 tackles, 4.0 sacks (tied for third on the team), nine quarterback pressures and one forced fumble.

Ealy played his best down the stretch as he tallied a sack in each of the final three games of the regular season. His forced fumble came on a strip-sack in Week Fifteen vs. Tampa Bay



Kony Ealy sacks quarterback Bryan Hoyer in Week Sixteen vs. Cleveland (12/21/14).

KUECHLY & DAVIS A FORMIDABLE DUO

Luke Kuechly and Thomas Davis have earned the reputation as one of the best linebacker duos in football from coaches, players and media members and their play in 2014 backed that up.

Kuechly and Davis were among the defensive league leaders based on statistics compiled by the football analytics website, *Football Outsiders*. The site ranked players by their total number of "Defeats" – a total of all tackles for a loss, including sacks; any tackle or pass defended to prevent a conversion on third or fourth down; any turnover or a batted pass that leads to an interception.

Kuechly and Davis were two of just 16 players in the NFL with at least 24 "Defeats," one of two sets of teammates on the list (Detroit had three players), and the only pair of linebackers on the list.

MOST DEFEATS, 2014 (tabulated by Football Outsiders)

Player	Pos	Passes	Runs	Total Defeats
J.J. Watt, Hou.	DE	26	17	43
Lavonte David, T.B.	OLB	19	23	42
DeAndre Levy, Det.	OLB	22	14	36
Justin Houston, K.C.	OLB	25	8	33
C.J. Mosley, Bal.	ILB	18	12	30
Connor Barwin, Phi.	OLB	20	8	28
Luke Kuechly, Car.	ILB	16	12	28
Jason Pierre-Paul, NY-G	DE	19	8	27
Lawrence Timmons, Pit.	ILB	12	15	27
Carlos Dunlap, Cin.	DE	15	11	26
Ndamukong Suh, Det.	DT	13	13	26
Khalil Mack, Oak.	OLB	8	17	25
Mario Williams, Buf.	DE	18	7	25
Ezekiel Ansah, Det.	DE	12	12	24
Thomas Davis, Car.	OLB	16	8	24
Aaron Donald, St.L	DT	12	12	24



Luke Kuechly and Thomas Davis combined for 52 "Defeats" in 2014. They are two of just 16 players that finished 2014 with 24 or more big defensive plays.

KUECHLY IS A TACKLING MACHINE

Based on press box statistics, linebacker Luke Kuechly led the NFL in tackles for the second time in three seasons, recording 153 in 2014. He totaled six double-digit tackle games and narrowly led Detroit's DeAndre Levy who was credited with 151. His performance earned him a Pro Bowl selection and Associated Press All-Pro honors for the second consecutive season.

Kuechly also led the NFL in tackles in 2012, becoming the first rookie since San Francisco's Patrick Willis in 2007 to lead the NFL in tackles. He finished fourth in 2013 with 156.

Since entering the NFL in 2012, press box crews have credited Kuechly with 473 tackles, the most in the NFL.

NFL TACKLE LEADERS, 2012-14 (Press Box Stats)

Player	Tot	Sol	Ast
Luke Kuechly, Car.	473	295	178
Lavonte David, T.B.	429	319	110
D'Qwell Jackson, Ind.	400	221	179
Curtis Lofton, N.O.	393	264	129
Chad Greenway, Min.	375	237	138

After film review, Panthers' coaches credited Kuechly with 166 tackles in 2014, the fifth-most in team history. In his first three NFL seasons, Kuechly owns three of the top five single-season tackle totals in team history, including a team record 205 stops as a rookie in 2012.

PANTHERS SINGLE-SEASON LEADERS, TACKLES (Coaches Film Review)

Player	Tackles	Seasons
Luke Kuechly	205	2012
Luke Kuechly	176	2013
James Anderson	174	2011
Jon Beason	169	2009
Luke Kuechly	166	2014

In three seasons, coaches have credited Kuechly with 547 tackles. He needs just eight tackles to pass Mike Rucker (553 from 1997-2007) for fifth-most all-time in team history.



Linebacker Luke Kuechly has been among the NFL's tackle leaders in each of his three seasons. No one has more than his 473 stops in the last three seasons.

DPOY & DROY PUT KUECHLY IN SELECT GROUP

Luke Kuechly was named Associated Press NFL Defensive Player of the Year in 2013 one season after earning Associated Press Defensive Rookie of the Year in 2012.

Kuechly is just the second player to win Defensive Player of the Year and Defensive Rookie of the Year in his first two seasons. New York Giants linebacker Lawrence Taylor won both awards as a rookie in 1981 and repeated as Defensive Player of the Year in 1982 (and later in 1986).

Kuechly is one of eight players in NFL history to win Defensive Rookie of the Year and Defensive Player of the Year in a career.

NFL PLAYERS TO WIN DEFENSIVE ROY & POY IN A CAREER

Player	DROY	DPOY
Joe Greene	1969	1972, 1974
Jack Lambert	1974	1976
Lawrence Taylor	1981	1981, 1982, 1986
Dana Stubblefield	1993	1997
Charles Woodson	1998	2009
Brian Urlacher	2000	2005
Terrell Suggs	2003	2011
Luke Kuechly	2012	2013



Luke Kuechly accepts his Associated Press Defensive Player of the Year Award at the NFL Honors show (2/1/14).

BREAK IT UP

Linebacker Luke Kuechly was effective in pass coverage in 2014, totaling 11 passes defended according to press box statistics. The 11 passes defended are the second-most among linebackers this season.

NFL LEADERS, PASSES DEFENSED, LINEBACKERS (Press Box Stats)

Player	PD
Alec Ogletree, St.L	12
Luke Kuechly, Car.	11
Julius Peppers, G.B.	11
Brandon Marshall, Den.	9
Clay Matthews, G.B.	9
Daryl Smith, Bal.	9

KUECHLY IS THE MAN IN THE MIDDLE

Luke Kuechly has made a difference for the Panthers defense since arriving to the team as the ninth overall choice in the 2012 NFL Draft. Carolina is one of three teams to field a top 10 defense in each of the last three seasons (2012-14).

In the 48 games (2012-14) since Kuechly arrived in Carolina, he has helped the team rank fifth in the NFL in total defense (324.7 yards per game), seventh in rushing defense (103.0) and seventh in passing defense (221.7).

In comparison, the Panthers defense ranked 16th in total defense, 22nd in rushing defense and 10th in passing defense in the 48 games prior to Kuechly.

PANTHERS DEFENSIVE RANKINGS

48 Games With Kuechly:

	Rank	Avg.
Yds/Game	5th	324.7
Rush Yds/Game	7th	103.0
Rush Yds/Game	7th	221.7

Since moving to the middle linebacker position in Week Five of 2012, Kuechly has been on the field for nearly every play for the Panthers defense. Kuechly has played in 2,748 of a possible 2,811 snaps (97.8%) at middle linebacker.

Kuechly played all 769 of the Panthers defensive snaps in the final 12 games of the 2012 season and saw action in 990 of the Panthers 1,014 defensive snaps (97.6) in 2013. In 2014, Kuechly played in 989 of the Panthers 1,028 defensive snaps (96.2).

In Kuechly's 44 career games in the middle, he has averaged 11.70 tackles per game (515), recorded six sacks, seven interceptions, 20 passes defended, a forced fumble and four fumble recoveries (based on coaches' film review).



Linebacker Luke Kuechly has helped the Panthers finish in the top 10 in defense for each of the last three seasons (2012-14).

DAVIS PERFORMING AT HIGH LEVEL

2014 was another strong season for linebacker Thomas Davis who started all 15 games he played and finished with his third consecutive 100-tackle season. Based on coaches' film review, Davis totaled 129 tackles, 2.5 sacks, two forced fumbles, one fumble recovery and six passes defended.

Davis has averaged 132 tackles per season over the last three seasons (398 from 2012-14), including a career-high 151 in 2013 when he also set or tied career highs in sacks (4.0), interceptions (2) and passes defended (8).

In his past 43 games, all starts, beginning in Week Five of 2012 vs. Seattle (10/7/12), Davis averaged 9.07 tackles (390 tackles). He had 16 double-digit tackle games in that span.

Davis stands second on the Panthers all-time tackles, trailing only Mike Minter's 953 from 1997-2006.

PANTHERS CAREER LEADERS, TACKLES

Player	Tackles	Seasons
Mike Minter	953	1997-2006
Thomas Davis	831	2005-14
Jon Beason	701	2007-13
Chris Gamble	558	2004-12
Mike Rucker	553	1997-2007



Linebacker Thomas Davis has averaged 132 tackles per season in the last three years and is 122 tackles short of the Panthers all-time lead.

KNOCK IT LOOSE

With his sack-forced fumble in Week Thirteen at Minnesota (12/30/14), defensive end Charles Johnson was credited with his 17th career forced fumble, breaking a tie with Mike Minter (1997-2006) for second-most in team history.

Thirteen of Johnson's 17 career forced fumbles came after he became a full-time starter in 2010. Since 2010, Johnson is the only NFC player with 50 or more sacks (52.5) and 13 or more forced fumbles (13).

PANTHERS CAREER LEADERS, FORCED FUMBLES

Player	FF	Seasons
Julius Peppers	29	2002-09
Charles Johnson	17	2007-14
Mike Minter	16	1997-2006
Mike Rucker	14	1999-2007

JOHNSON FINISHES ON THE RISE

Defensive end Charles Johnson led the Panthers with 8.5 sacks in 2014, his fifth consecutive season with eight or more sacks. He has been the Panthers leader in sacks in four of the last five seasons (2010-12, 2014).

All of Johnson's 8.5 sacks came in the final 12 games. Including the playoffs, he finished with 10.5 sacks over his last 14 games.

Football analytics website, *Pro Football Focus*, credited Johnson with 53 quarterback hurries in the regular season, tied with Seattle's Michael Bennett for best among 4-3 defensive ends and one behind J.J. Watt's 54 (the leader among 3-4 ends).

Johnson rose to No. 2 on the Panthers all-time sacks list in 2014, passing Mike Rucker (55.5) with a sack in Week Six at Cincinnati (10/12/14). Johnson has 62.5 career sacks, trailing only Julius Peppers (81.0) in Panthers' annals.

PANTHERS CAREER SACK LEADERS

Player	Sacks	Seasons
Julius Peppers	81.0	2002-09
Charles Johnson	62.5	2007-14
Mike Rucker	55.5	1999-2007
Kevin Greene	41.5	1996, 1998-99

Since becoming a full-time starter in 2010, Johnson's 52.5 sacks are tied for fifth in the NFL.

NFL SACK LEADERS, 2010-14

Player	Sacks
DeMarcus Ware, Den.	62.5
Jared Allen, Chi.	62.0
Cameron Wake, Mia.	57.5
J.J. Watt, Hou.	57.0 *
Tamba Hali, K.C.	52.5
Charles Johnson, Car.	52.5
Mario Williams, Buf.	51.5

* Since 2011.

Johnson is one of three players in team history with at least three double-digit sack seasons (Kevin Greene, Julius Peppers).

PANTHERS WITH 10+ SACKS IN THREE OR MORE SEASONS

Player	Years with 10+ sacks
Kevin Greene	1996 (14.5); 1998 (15); 1999 (12.0)
Julius Peppers	2002 (12.0); 2004 (11.0); 2005 (10.5); 2006 (13.0); 2008 (14.5); 2009 (10.5)
Charles Johnson	2010 (11.5); 2012 (12.5), 2013 (11.0)



Defensive end Charles Johnson ranks second in Panthers history with 62.5 career sacks, trailing only Julius Peppers (81.0, 2002-09).

JOHNSON SETS TEAM PLAYOFF SACKS MARK

Defensive end Charles Johnson recorded two sacks in the Wildcard Playoff vs. Arizona (1/3/15). The two sacks are the most by a player in a single-game in Panthers postseason history, surpassing the previous high of 1.5 by Brentson Buckner at Philadelphia (1/18/04).



Defensive end Charles Johnson sacked quarterback Ryan Lindley on back-to-back plays in the NFC Wildcard game vs. Arizona (1/3/15) to set a Panthers postseason record.

ADDISON HAS CAREER YEAR

Defensive end Mario Addison produced the best season of his career in 2014, setting or tying career highs in games played (16), tackles (21), sacks (6.5), forced fumbles (1) and fumble recoveries (2).

His 6.5 sacks were second on the team and outpaced the sack total (3.5) from the first three seasons of his career combined.

Addison posted a career-high 2.5 sacks in Week Two vs. Detroit (9/14/14). The 2.5 sacks bettered his previous career high of one sack and equaled his 2013 season total.



Mario Addison posted a career-high 2.5 sacks in Week Two vs. Detroit (9/14/14).

EDWARDS PROVIDES PUSH IN MIDDLE



Dwan Edwards

In 2014, defensive tackle Dwan Edwards tallied four sacks, the second-most of his 11-year NFL career and surpassing his total from all of 2013.

Edwards has been a solid pass rusher for the Panthers since joining the team in 2012. In 41 games with Carolina, Edwards has 13 sacks after totaling 5.5 in his previous 83 career games.

In his first season with Carolina in 2012, Edwards posted a career-high 6.0 sacks, the third-most among defensive tackles that season.

TILLMAN A DISRUPTIVE FORCE

Veteran cornerback Charles Tillman, who joined the Panthers secondary in the offseason, is well known for his ability to force turnovers.

Since entering the NFL in 2003, Tillman has totaled 36 interceptions and 42 forced fumbles which puts him in select company. Since forced fumbles were officially kept in 1994, Tillman is one of three players with 30 or more interceptions and 30 or more forced fumbles in a career. No player has reached both 40 interceptions and 40 forced fumbles.

PLAYERS WITH 30 INTERCEPTIONS & 30 FORCED FUMBLES SINCE 1994

Player	INT	FF
Charles Woodson, 1998-	60	32
Brian Dawkins, 1996-2012	37	36
Charles Tillman, 2003-	36	42

The 2013 Walter Payton NFL Man of the Year, led the NFL with 10 forced fumbles in 2012, including four in a single game at Tennessee (11/4/12). Tillman's 10 forced fumbles in 2012 are the most by a defensive back since the statistic was kept in 1994.



Charles Tillman has forced 42 fumbles and recorded 36 interceptions since entering the NFL in 2003.

NORMAN BREAKS OUT IN 2014

After playing in just seven games in 2013, cornerback Josh Norman produced the best season of his career in 2014.

Norman produced career highs in interceptions (2), passes defended (11), forced fumbles (1) and fumble recoveries (1) while playing in 14 games with 10 starts.

Norman's 11 passes defended ranked second on the team behind Luke Kuechly's 12. He was one of just three players on the team with multiple interceptions and trailed only Roman Harper (4) for the team lead.

Norman was among the NFL's best cornerbacks in the final six weeks of the season according to football analytics website, *Pro Football Focus*.

In that time frame, Norman allowed 11 completions on 29 targets into his coverage. His 37.9 percent completion percentage allowed was best out of the 79 cornerbacks who saw at least 20 targets in that six-week span. The 48.3 Passer Rating against him during that stretch was seventh-best

2014 NFL CORNERBACK LEADERS, COMPLETION PCT AGAINST, WEEKS 12-17 (tabulated by Pro Football Focus)

Player	Targets	Rec. Allowed	Cmp %
Josh Norman, Car.	29	11	37.9%
Vontae Davis, Ind.	20	8	40.0%
Richard Sherman, Sea.	20	8	40.0%
Chris Culliver, S.F.	22	9	40.9%
Joe Haden, Cle.	41	17	41.5%

2014 NFL CORNERBACK LEADERS, PASSER RATING AGAINST, WEEKS 12-17 (tabulated by Pro Football Focus)

Player	Passer Rtg
Richard Sherman, Sea.	15.2
Tharold Simon, Sea.	21.0
Vontae Davis, Ind.	21.9
Adam Jones, Cin.	28.2
Stephon Gilmore, Buf.	45.2
Kareem Jackson, Hou.	46.1
Josh Norman, Car.	48.3
Rashaan Melvin, Bal.	48.5
Brice McCain, Pit.	49.8
Chris Culliver, S.F.	50.0



Cornerback Josh Norman had the best season of his career in 2014, establishing career highs in interceptions and passes defended.

YOUNG SECONDARY STEPS UP

Young players became a hallmark of the Panthers secondary near the end of the 2014 season as nine-year NFL veteran Roman Harper was joined by rookie safety Tre Boston, rookie cornerback Bené Benwikere and third-year cornerback Josh Norman.

Norman started 10 games in 2014 and ranked second on the team with 11 passes defended behind Luke Kuechly's 12. He finished tied for second on the team with two interceptions.

Benwikere began the season as the Panthers nickel corner, but was moved outside and become the starting corner opposite Norman in the final four games. Despite missing six games due to an ankle sprain, Benwikere contributed seven passes defended and an interception on the year.

Boston started at safety the final four games as well and paired nicely with Harper, tallying a game-high and team-high nine tackles in Week Fifteen vs. Tampa Bay (12/14/14).

The young group helped the Panthers rank sixth in pass defense over the final four weeks of the season.



Cornerback Josh Norman is one of three young starters in the Panthers secondary, joined by safety Tre Boston and cornerback Bené Benwikere.

SAFETY ZONE



Roman Harper

Safety Roman Harper joined the Panthers from the New Orleans before 2014 and started all 16 games for the Panthers last season.

Harper totaled 57 tackles, eight passes defended and a career-high four interceptions, including one returned for a touchdown. It marks the third time in his nine-year career that he has posted multiple interceptions (2007 – 3; 2012 – 2).

Since 2006, Harper is the only defensive back in the NFL with 15 or more sacks (18), 15 or more forced fumbles (15) and 10 or more interceptions (11).

In Week Seventeen at Atlanta (12/28/14), Harper intercepted a Matt Ryan pass and returned it 31 yards for a touchdown, marking the second time in Harper's career he returned an interception for a touchdown. His first came in 2007 as a member of the Saints at Atlanta (12/10/07).

In Week Fourteen at New Orleans (12/7/14), Harper tied his career high with three passes defended.

LOTULELEI & SHORT ARE STRONG IN MIDDLE

Young defensive tackles Star Lotulelei and Kawann Short have emerged as mainstays in the middle of the Panthers' defensive line.

The linemates, drafted in consecutive rounds in 2013 – Lotulelei in the first (14th overall) and Short in the second (44th) – have played 30 of a possible 32 regular games for the Panthers in the last two seasons with the only two games missed due to an ankle injury suffered by Lotulelei in 2014.

Short emerged as a starter in 2014, opening the final nine games of the season and tallying 3.5 sacks and 12 quarterback hurries.

Despite dealing with an injury, Lotulelei started 13 of 14 games played and compiled two sacks and seven quarterback pressures. The two sacks came in Week Seventeen at Atlanta (12/28/14), marking a single-game career high and contributing to a season high six sacks for the team.



Second-year defensive linemen Star Lotulelei (98) and Kawann Short (99) have emerged as the Panthers defensive tackle duo.

HARPER EARNS NFC PLAYER OF THE WEEK

Safety Roman Harper was named NFC Defensive Player of the Week for his performance in the Panthers 34-3 victory over Atlanta in Week Seventeen (12/28/14).

Harper had six tackles and a 31-yard interception-return touchdown. With the victory, Carolina won the NFC South for the second consecutive season.

With the Panthers leading 10-3 in the second quarter, Harper extended the team's advantage by picking off a pass and returning it 31 yards for a touchdown to give Carolina a 17-3 lead with 4:18 remaining in the first half.

Harper was part of a defensive unit that limited the Falcons to three points and 288 total net yards. Carolina's secondary recorded two interception-return touchdowns as Harper (31 yards) and rookie Tre Boston (84) each scored for the Panthers. It marked the first time in franchise history the team returned two interceptions for touchdowns in a game.

In his ninth year from Alabama, this is Harper's third career Player of the Week Award and first with the Panthers. He previously was honored in Weeks Two and Ten in 2011 with the New Orleans Saints.

Harper is the third safety in franchise history to be named Defensive Player of the Week, joining Pat Terrell (Week 11, 1996) and Deon Grant (Week 3, 2002).



Panthers safety Roman Harper celebrates after his 31-yard interception return at Atlanta (12/28/14). The return gave the Panthers a 17-3 lead.

GANO GETS HIS KICKS

In 2014, kicker Graham Gano again proved his worth in the field position game as 61 of Gano's 79 kickoffs resulted in touchbacks. The 77.2 percent touchback rate was best in the League and his 61 kickoffs were the most in the NFC.

2014 NFL LEADERS, TOUCHBACK PERCENTAGE

Player	KOs	TBs	TB%
Graham Gano, Car.	79	61	77.2
Pat McAfee, Ind.	96	70	72.9
Sam Martin, Det.	74	53	71.6
Brandon McManus, Den.	91	64	70.3
Justin Tucker, Bal.	60	86	69.8

His performance on kickoffs continued a trend started in 2013. In the past two seasons (2013-14), Gano leads the NFL with 124 kickoff touchbacks.

In 2013, 63 of Gano's 79 kickoffs resulted in touchbacks. His 79.7 touchback percentage was the top mark in the NFL that season and is the highest percentage in a season since Brad Daluiso in 1992 (81.3 percent).

In 2014, Gano converted 29 of 35 field goal attempts and all 34 extra point attempts to total 121 points, his most since joining the Panthers in 2012.

In Week Fifteen vs. Tampa Bay (12/14/14), Gano converted four field goals, tying his single-game career high. In Week Eleven vs. Atlanta (11/16/14), Gano's 63-yard attempt was blocked ending a streak of seven consecutive made from 50 yards or more.



Kicker Graham Gano produced touchbacks on 61 of his 79 kickoffs in 2014. His 124 touchbacks on kickoffs since 2013 are the most in the NFL.

NORTMAN RECORDS TOP GAMES

In 2014, punter Brad Nortman had two of the top three gross average performances of his three-year career.

In Week Seven at Green Bay (10/19/14), Nortman averaged 53.9 yards on seven punts including a 67-yarder, the third-longest of his career. In Week Three vs. Pittsburgh (9/21/14), Nortman averaged 52.5 yards per kick, the third-highest mark of his career. The performance included a 65-yard punt, tied for the fourth-longest of his career.

NORTMAN'S TOP SINGLE-GAME GROSS PUNTING AVERAGES

Avg.	Game
56.71	@ Mia. 11/24/13 (7-397)
53.86	@ G.B. 10/19/14 (7-377)
52.50	Pitt. 9/21/14 (4-210)
51.40	@ Buf. 9/15/13 (5-257)
51.33	St.L 10/20/13 (3-154)

In Week Seventeen at Atlanta (12/28/14), Nortman was instrumental in flipping field position against Atlanta's Devin Hester. Nortman's 72-yard punt in the third quarter pinned the Falcons at their own six-yard line. On the ensuing position, the Panthers returned an interception for a touchdown for the final score, going up 34-3.

Nortman's 44.94-yard gross average in 2014 is the fifth-highest in Panthers franchise history. Nortman also owns the franchise records with a 47.78-yard gross average and a 41.56-yard net average set in 2013.

PANTHERS SINGLE-SEASON GROSS PUNTING AVERAGE LEADERS

Player	Avg.	No	Yds	Season
Brad Nortman	47.77	70	3,344	2013
Todd Sauerbrun	47.52	93	4,419	2001
Jason Baker	45.74	98	4,483	2006
Todd Sauerbrun	45.53	104	4,735	2002
Brad Nortman	44.94	72	3,236	2014



Punter Brad Nortman produced two of the top three gross punting averages of his career in 2014.

GOOD RETURNS FROM GINN

Ted Ginn, Jr. returns to the Panthers in 2014 after one season in Arizona. In 2013, Ginn set a Panthers franchise record and ranked sixth in the NFL in punt return average (12.2), becoming the first Panthers punt returner to rank in the top 10 since Mark Jones in 2008 who finished seventh with an 11.4-yard average.

PANTHERS SINGLE-SEASON PUNT RETURN LEADERS

Player	Avg.	Ret	Yds	Season
Ted Ginn, Jr.	12.15	26	316	2013
Winslow Oliver	11.50	52	598	1996
Mark Jones	11.40	39	443	2008
Eric Guliford	11.00	43	475	1995

Since entering the NFL in 2007, Ginn's 8,461 combined kick return yards stand fifth in the NFL. He has returned seven of those kicks for touchdowns.

COMBINED KICK RETURN YARDAGE LEADERS, 2007-14

Player	Tot Yds	Punt Yds	KO Yds	Tot Ret TD
Josh Cribbs	10,844	2,319	8,525	9
Leon Washington	9,170	1,696	7,474	8
Devin Hester, Atl.	8,985	2,881	6,104	14
Darren Sproles, Phi.	8,787	2,004	6,783	7
Ted Ginn, Jr., Car.	8,461	2,018	6,443	7
Jacoby Jones, S.D.	7,200	2,673	4,527	5

Ginn has consistently ranked among the League's leading return men. In each of the last five seasons, Ginn has stood fifth or higher in the NFC in punt return average. His 11.09-yard career punt return average ranks fourth in the NFL among active players.

NFL PUNT RETURN LEADERS, ACTIVE PLAYERS

Player	PR Avg.	Returns	Yards	TDs
Devin Hester, Atl.	12.34	282	3,481	14
Julian Edelman, N.E.	12.24	132	1,616	4
Dwayne Harris, Dal.	11.09	87	965	2
Ted Ginn, Jr., Car.	11.09	182	2,018	4
Dexter McCluster, K.C.	11.03	101	1,114	3



GINN RETURNS TO PANTHERS OFFENSE



Ted Ginn, Jr.

Panthers wide receiver Ted Ginn, Jr. rejoins the team in 2015 after spending 2014 with the Arizona Cardinals.

Ginn had one of his most productive seasons on offense in 2013 with the Panthers. Ginn recorded five receiving touchdowns, including a 25-yard game-winner vs. New England (11/18/13). The five touchdowns are the most of his career, surpassing two in 2007 and 2008.

Ginn ended 2013 with 36 catches for 556 yards, his best season catching the ball since he had 56 catches for 790 yards and two touchdowns in 2008, his second year in the NFL. His production in 2013 outpaced his receiving totals of 47 catches, 574 receiving yards and one receiving touchdown achieved in his previous three seasons (2010-12) with San Francisco and his lone season in Arizona (2014) combined.

TED GINN, JR. TOP RECEIVING SEASONS OF CAREER, 2007-14

Season	Team	Yds	Rec	Avg	TD
2008	Mia.	790	56	14.1	2
2013	Car.	556	36	15.4	5
2009	Mia.	454	38	11.9	1
2007	Mia.	420	34	12.4	2
2011	S.F.	220	19	11.6	0
2014	Ari.	190	14	13.6	0
2010	S.F.	163	12	13.6	1
2012	S.F.	1	2	0.5	0

Four of Ginn's five touchdown catches in 2013 went for 25 or more yards, including two of 40 or more yards.

CAROLINA ON MY MIND

The Carolina Panthers roster and coaching staff had a distinctive local feel in 2015. Four coaches and 11 players either hailed from North Carolina or South Carolina or played collegiately in the Carolinas.

Coaches with ties to the Carolinas (4)

Coach	Position
Joe Kenn	Strength and Conditioning
Ricky Proehl	Wide Receivers
Cameron Turner	Assistant Wide Receivers
Steve Wilks	Assistant Head Coach / Secondary

Hometown/College

Wake Forest University
Wake Forest University
The Citadel
Charlotte, N.C. / Appalachian State



Players with ties to the Carolinas (10)

Player	Position	Hometown/College
Brenton Bersin	Wide Receiver	Charlotte, N.C. / Wofford College
Tre Boston	Safety	University of North Carolina
Jarrett Boykin	Wide Receiver	Matthews, N.C.
Damiere Byrd	Wide Receiver	University of South Carolina
Avius Capers	Wide Receiver	Charlotte, N.C. / Johnson C. Smith
Jerricho Cotchery	Wide Receiver	North Carolina State University
Josh Norman	Cornerback	Greenwood, S.C. / Coastal Carolina University
De'Andre Presley (PUP)	Wide Receiver/Cornerback	Appalachian State University
Kevin Reddick	Linebacker	New Bern, N.C. / University of North Carolina
Mike Tolbert	Fullback	Coastal Carolina University

ROSTER RUNDOWN

Here's a look at Carolina's 90-man roster entering Week Three of the preseason.

Rookies and first-year players	28
Players with three years or less NFL experience	54
Players age 30 or older	12
Players drafted by Carolina	22
Average age	26.0

Other roster notables

Original Draftees	22-Artis-Payne, Benjamin, Benwikere, Boston, Davis, Ealy, Funchess, Johnson, Kalil, Klein, Kuechly, Lotulelei, Mayo, Newton, Norman, Nortman, Short, Silatolu, Stewart, Thompson, Turner, D. Williams.
Oldest Player on roster	Colin Cole - 35 years old (06/24/80)
Youngest Player on roster	Devin Funchess - 21 years old (05/21/94)
Most experience	13 seasons - Charles Tillman
Tallest player(s) on roster	David Foucault - 6' 8"
Shortest player(s) on roster	Damiere Byrd, Avius Capers, Mike Tolbert - 5' 9"
The college that is represented the most:	Five players - Ohio State
Players not from FBS schools	13-Brenton Bersin (Wofford College), Paul Browning (Colorado State-Pueblo), Rakim Cox (Villanova), Brian Folkerts (Washburn), Kenny Horsley (Mesabi Range CC), David Foucault (Montreal); Josh Norman (Coastal Carolina), De'Andre Presley (Appalachian State), Amini Silatolu (Midwestern State), Scott Simonson (Assumption College), Mike Tolbert (Coastal Carolina), Jason Trusnik (Ohio Northern), Brandon Wegher (Morningside College)

CAROLINA PANTHERS 2015 TRANSACTIONS

6-Jan	TE	Mike McNeill	Reserve/Future Signing
13-Jan	CB	Lou Young	Reserve/Future Signing
13-Jan	T	Martin Wallace	Reserve/Future Signing
13-Jan	DT	Micanor Regis	Reserve/Future Signing
13-Jan	RB	Darrin Reaves	Reserve/Future Signing
13-Jan	LB	Horace Miller	Reserve/Future Signing
13-Jan	S	Kimario McFadden	Reserve/Future Signing
13-Jan	WR	Marcus Lucas	Reserve/Future Signing
13-Jan	TE	Kevin Greene	Reserve/Future Signing
13-Jan	G	Derek Dennis	Reserve/Future Signing
14-Jan	WR	Stephen Hill	Reserve/Future Signing
15-Jan	WR	Mike Brown	Reserve/Future Signing
17-Feb	G	Chris Scott	Extension Signing
17-Feb	S	Thomas DeCoud	Released
3-Mar	DT	Colin Cole	Extension Signing
6-Mar	TE	Greg Olsen	Extension Signing
6-Mar	T	Michael Oher	Free Agent Signing
9-Mar	QB	Joe Webb	Extension Signing
9-Mar	WR	Ted Ginn, Jr.	Free Agent Signing
10-Mar	DT	Dwan Edwards	Extension Signing
11-Mar	RB	DeAngelo Williams	Released
12-Mar	TE	Ed Dickson	Free Agent Re-Signing
13-Mar	CB	Teddy Williams	Free Agent Signing
16-Mar	TE	Mike McNeill	Released
16-Mar	S	Kurt Coleman	Unrestricted Free Agent Signing (KC)
27-Mar	T	Jonathan Martin	Waiver Claim (SF)
27-Mar	WR	Jarrett Boykin	Free Agent Signing
30-Mar	RB	Jordan Todman	Free Agent Signing
31-Mar	LB	Jason Trusnik	Unrestricted Free Agent Signing (MIA)
1-Apr	LB	Horace Miller	Waived
1-Apr	G	Derek Dennis	Waived
9-Apr	CB	Charles Tillman	Unrestricted Free Agent Signing (CHI)
30-Apr	LB	Shaq Thompson	Drafted (1)
1-May	WR	Devin Funchess	Drafted (2)
2-May	T	Daryl Williams	Drafted (4)
2-May	LB	David Mayo	Drafted (5a)
2-May	RB	Cameron Artis-Payne	Drafted (5b)
8-May	LB	Brian Blechen	Undrafted Rookie Signing
8-May	WR	Damiere Byrd	Undrafted Rookie Signing
8-May	DT	Darius Cummings	Undrafted Rookie Signing
8-May	S	Dean Marlowe	Undrafted Rookie Signing
8-May	DE	Arthur Miley	Undrafted Rookie Signing
8-May	DE	Steve Miller	Undrafted Rookie Signing
8-May	CB	Gary Peters	Undrafted Rookie Signing
8-May	DT	Terry Redden	Undrafted Rookie Signing
8-May	RB	Brandon Wegher	Undrafted Rookie Signing
8-May	P	Matt Wile	Undrafted Rookie Signing
11-May	FB	Lee Ward	Undrafted Rookie Signing
11-May	TE	Jamie Childers	Free Agent Signing
11-May	DE	Rakim Cox	Free Agent Signing
11-May	G	Jordan McCray	Free Agent Signing
11-May	C	Ronald Patrick	Free Agent Signing
11-May	DT	Darius Cummings	Waived
20-May	G	Edmund Kugbila	Waived
20-May	DT	Chas Alexiuh	Free Agent Signing
21-May	S	Kimario McFadden	Waived
21-May	S	Marcus Ball	Free Agent Signing
2-Jun	CB	Jacquel Skinner	Free Agent Signing
2-Jun	TE	Kevin Greene	Waived
3-Jun	QB	Cam Newton	Extension Signing
10-Jun	P	Matt Wile	Waived
10-Jun	TE	Scott Simonson	Free Agent Signing
15-Jun	CB	Jocquel Skinner	Waived
15-Jun	CB	Chris Houston	Free Agent Signing
15-Jun	LB	Thomas Davis	Extension Signing
17-Jun	G	Ronald Patrick	Waived
17-Jun	G	Tyrone Green	Placed on Injured Reserve (Achilles)
17-Jun	G	Ricky Henry	Free Agent Signing
28-Jul	T	Tony Hills	Free Agent Signing
28-Jul	T	Davonte Wallace	Free Agent Signing
28-Jul	RB	Darrin Reaves	Waived
30-Jul	TE	Brandon Williams	Declared Physically Unable To Perform
30-Jul	WR/CB	De'Andre Presley	Declared Physically Unable To Perform
30-Jul	P	Matt Wile	Free Agent Signing
30-Jul	CB	Gary Peters	Waived
30-Jul	T	Jonathan Martin	Reserve/Did Not Report
30-Jul	WR	Avius Capers	Free Agent Signing
2-Aug	WR	Stephen Hill	Waived/Injured
2-Aug	WR	Paul Browning	Free Agent Signing
3-Aug	WR	Stephen Hill	Placed on Injured Reserve (Knee)
4-Aug	CB	Chris Houston	Retired
5-Aug	P	Matt Wile	Waived
5-Aug	T	Jonathan Martin	Retired
5-Aug	DT	Kenny Horsley	Free Agent Signing
5-Aug	CB	T.J. Heath	Free Agent Signing
17-Aug	P	Matt Wile	Free Agent Signing
17-Aug	TE	Jamie Childers	Waived/Injured
18-Aug	TE	Jamie Childers	Placed on Injured Reserve (arm)
20-Aug	TE	Jamie Childers	Waived/injury settlement
24-Aug	TE	Dallas Walker	Free Agent Signing
24-Aug	DE	Frank Alexander	Waived/Injured

CAROLINA PANTHERS UNOFFICIAL DEPTH CHART

OFFENSE

WR	19 Ted Ginn, Jr.	11 Brenton Bersin	15 Jarrett Boykin	12 Mike Brown 81 Avius Capers <u>7 Paul Browning</u> 13 Kelvin Benjamin 63 David Foucault 71 Davonte Wallace
LT	73 Michael Oher	78 Nate Chandler	66 Amini Silatolu	
LG	68 Andrew Norwell	66 Amini Silatolu	65 Ricky Henry	
C	67 Ryan Kalil	64 Brian Folkerts	62 Jordan McCray	
RG	70 Trai Turner	79 Chris Scott	73 Martin Wallace	
RT	74 Mike Remmers	<u>60 Daryl Williams</u>	75 Tony Hills	
TE	88 Greg Olsen	<u>84 Ed Dickson</u>	47 Richie Brockel	80 Scott Simonson 83 Marcus Lucas 85 Dallas Walker (86 Brandon Williams) <u>18 Damiere Byrd</u> (10 De'Andre Presley)
WR	16 Corey Brown	82 Jerricho Cotchery	<u>17 Devin Funchess</u>	
QB	1 Cam Newton	3 Derek Anderson	14 Joe Webb	
FB	35 Mike Tolbert	47 Richie Brockel	<u>46 Lee Ward</u>	
RB	28 Jonathan Stewart	43 Fozzy Whittaker	30 Jordan Todman	<u>34 Cameron Artis-Payne</u> <u>32 Brandon Wegher</u>

DEFENSE

LDE	95 Charles Johnson	96 Wes Horton	<u>71 Arthur Miley</u>	77 Rakim Cox
LDT	98 Star Lotulelei	91 Colin Cole	61 Kyle Love	<u>62 Terry Redden</u>
RDT	99 Kawann Short	92 Dwan Edwards	72 Micanor Regis	65 Chas Alecxih 69 Kenny Horsley
RDE	94 Kony Ealy	97 Mario Addison	<u>76 Steve Miller</u>	
SLB	56 A.J. Klein	<u>54 Shaq Thompson</u>	93 Jason Trusnik	
MLB	59 Luke Kuechly	<u>55 David Mayo</u>	53 Ben Jacobs	
WLB	58 Thomas Davis	57 Adarius Glanton	<u>50 Brian Blechen</u>	52 Kevin Reddick
LCB	31 Charles Tillman	25 Bené Benwikere	21 Teddy Williams	26 T.J. Heath
RCB	24 Josh Norman	37 Carrington Byndom	23 Melvin White	22 Lou Young
SS	41 Roman Harper	38 Robert Lester	<u>29 Dean Marlowe</u>	
FS	33 Tre Boston	20 Kurt Coleman	42 Colin Jones	36 Marcus Ball

SPECIAL TEAMS

PK	9 Graham Gano	<u>6 Matt Wile</u>	
P	8 Brad Nortman	<u>6 Matt Wile</u>	
KO	9 Graham Gano		
H	8 Brad Nortman		
PR	19 Ted Ginn, Jr.	11 Brenton Bersin	16 Corey Brown
KOR	19 Ted Ginn, Jr.	43 Fozzy Whittaker	30 Jordan Todman
LS	44 J.J. Jansen		

ROOKIES Underlined PHYSICALLY UNABLE TO PERFORM (paranthesis)

PANTHERS COACHING STAFF

Ron Rivera (head coach); Steve Wilks (assistant head coach/secondary); Sean McDermott (defensive coordinator); Mike Shula (offensive coordinator); Bruce DeHaven (special teams coordinator); Jason Benguche (assistant strength and conditioning); Ray Brown (assistant offensive line); Ken Dorsey (quarterbacks); Curtis Fuller (assistant special teams/nickelbacks) Pete Hoener (tight ends); Al Holcomb (linebackers); Joe Kenn (strength and conditioning); John Matsko (offensive line); Sam Mills III (assistant defensive line); Ricky Proehl (wide receivers); Russ Purnell (special teams assistant); Richard Rodgers (assistant defensive backs); Jim Skipper (running backs); Cameron Turner (assistant wide receivers); Eric Washington (defensive line).

PANTHERS PRONUNCIATION

Chas ALEXIH ah-LEX-ee	Graham GANO guh-KNOW
BENÉ BENWIKERE Ben-ay Ben-WICK-urr-rhee	Luke KUECHLY KEEK-lee
Brian BLECHEN bleckin	Star LOTULELEI lo-TOO-leh-lay
Carrington BYNDOM BINE-dum	MICANOR Regis muh-connor
DAMIERE Byrd duh-MEER	KAWANN Short KAY-won
RAKIM Cox ra-kim	Amini SILATOLU sill-uh-TOE-lou
KONY EALY COE-knee EE-lee	TRAI Turner Trey
David FOUCAULT FOO-coe	Brandon WEGHER WAY-gir
Devin FUNCHESS FUN-chess	Matt WILE like 'while'

CAROLINA PANTHERS ALPHABETICAL ROSTER

No	Name	Pos	Ht	Wt	DOB	Age	Exp	College	Hometown	How Acq	GP/GS/DNP/IA
97	Addison, Mario	DE	6-3	260	09/06/87	27	5	Troy	Tarrant, Ala.	FA '12	0/0/0/0
65	Alecxi, Chas	DT	6-4	295	02/10/89	26	1	Pittsburgh	Lancaster, Pa.	FA '15	0/0/0/0
3	Anderson, Derek	QB	6-6	230	06/15/83	32	11	Oregon State	Scappoose, Ore	FA '11	0/0/0/0
34	Artis-Payne, Cameron	RB	5-10	220	06/23/90	25	R	Auburn	Harrisburg, Pa.	D5b '15	0/0/0/0
36	Ball, Marcus	S	6-1	220	07/21/87	28	2	Memphis	Stone Mountain, Ga.	FA '15	0/0/0/0
13	Benjamin, Kelvin	WR	6-5	245	02/05/91	24	2	Florida State	Belle Glade, Fla.	D1 '14	0/0/0/0
25	Benwikere, Bené	CB	6-0	195	09/03/91	23	2	San Jose State	Gardena, Calif.	D5 '14	0/0/0/0
11	Bersin, Brenton	WR	6-3	210	05/09/90	25	2	Wofford College	Charlotte, N.C.	FA '13	0/0/0/0
50	Blechen, Brian	LB	6-2	225	09/30/91	23	R	Utah	Moorpark, Calif.	FA '15	0/0/0/0
33	Boston, Tre	S	6-1	210	06/25/92	23	2	North Carolina	Fort Myers, Fla.	D4 '14	0/0/0/0
15	Boykin, Jarrett	WR	6-2	215	11/04/89	25	4	Virginia Tech	Matthews, N.C.	FA '15	0/0/0/0
47	Brockel, Richie	TE/FB	6-1	255	07/24/86	29	4	Boise State	Phoenix, Ariz.	FA '11	0/0/0/0
16	Brown, Corey	WR	5-11	185	12/16/91	23	2	Ohio State	Upper Darby, Pa.	FA '14	0/0/0/0
12	Brown, Mike	WR	5-10	200	02/09/89	26	3	Liberty	Charlottesville, Va.	FA '15	0/0/0/0
7	Browning, Paul	WR	6-2	220	08/05/92	23	R	Colorado State-Pueblo	Widefield, Colo.	FA '15	0/0/0/0
37	Byndom, Carrington	CB	6-0	180	07/07/92	23	1	Texas	Lufkin, Texas	FA '14	0/0/0/0
18	Byrd, Damiere	WR	5-9	175	01/27/93	22	R	South Carolina	Erial, N.J.	FA '15	0/0/0/0
81	Capers, Avius	WR	5-9	200	05/30/92	23	R	Johnson C. Smith	Charlotte, N.C.	FA '15	0/0/0/0
78	Chandler, Nate	T	6-4	315	06/01/89	26	4	UCLA	San Diego, Calif.	FA '12	0/0/0/0
91	Cole, Colin	DT	6-2	325	06/24/80	35	9	Iowa	Fort Lauderdale, Fla.	FA '13	0/0/0/0
20	Coleman, Kurt	S	5-11	200	04/01/88	27	6	Ohio State	Clayton, Ohio	UFA '15 (KC)	0/0/0/0
82	Cotchery, Jerricho	WR	6-1	205	06/16/82	33	12	North Carolina State	Birmingham, Ala.	FA '14 (PIT)	0/0/0/0
77	Cox, Rakim	DE	6-4	260	02/12/91	24	1	Villanova	San Diego, Calif.	FA '15	0/0/0/0
58	Davis, Thomas	LB	6-1	235	03/22/83	32	11	Georgia	Shellman, Ga.	D1 '05	0/0/0/0
84	Dickson, Ed	TE	6-4	255	07/25/87	28	6	Oregon	Bellflower, Calif.	UFA '14 (BAL)	0/0/0/0
94	Ealy, Kony	DE	6-4	275	12/21/91	23	2	Missouri	New Madrid, Mo.	D2 '14	0/0/0/0
92	Edwards, Dwan	DT	6-3	305	05/16/81	34	12	Oregon State	Columbus, Mont.	FA '12	0/0/0/0
64	Folkerts, Brian	C	6-4	310	01/30/90	25	3	Washburn	Florissant, Mo.	FA '13	0/0/0/0
63	Foucault, David	T	6-8	320	01/07/89	26	2	Montreal	LaSalle, Quebec (Canada)	FA '14	0/0/0/0
17	Funchess, Devin	WR	6-4	225	05/21/94	21	R	Michigan	Farmington, Mich.	D2 '15	0/0/0/0
9	Gano, Graham	K	6-2	205	04/09/87	28	6	Florida State	Cantonment, Fla.	FA '12	0/0/0/0
19	Ginn, Jr., Ted	WR	5-11	185	04/12/85	30	9	Ohio State	Cleveland, Ohio	FA '15	0/0/0/0
57	Glanton, Adarius	LB	6-1	230	09/21/90	24	2	Florida Atlantic	Lakeland, Fla.	FA '14	0/0/0/0
41	Harper, Roman	S	6-1	205	12/11/82	32	10	Alabama	Prattville, Ala.	FA '14	0/0/0/0
26	Heath, T.J.	CB	6-0	190	09/11/87	27	2	Jacksonville State	Alexandria, Alabama	FA '15	0/0/0/0
65	Henry, Ricky	G	6-4	310	07/27/87	28	3	Nebraska	Omaha, Neb.	FA '15	0/0/0/0
75	Hills, Tony	T	6-5	305	11/04/84	30	6	Texas	Houston, Texas	FA '15	0/0/0/0
69	Horsley, Kenny	DT	6-6	295	03/15/88	27	1	Mesabi Range CC	Newport News, Va.	FA '15	0/0/0/0
96	Horton, Wes	DE	6-5	270	01/18/90	25	3	Southern California	Sherman Oaks, Calif.	FA '13	0/0/0/0
53	Jacobs, Ben	LB	6-4	240	04/17/88	27	3	Fresno State	Las Vegas, Nev.	FA '13	0/0/0/0
44	Jansen, J.J.	LS	6-2	240	01/20/86	29	8	Notre Dame	Phoenix, Ariz.	TR '09 (GB)	0/0/0/0
95	Johnson, Charles	DE	6-2	282	07/10/86	29	9	Georgia	Hawkinsville, Ga.	D3 '07	0/0/0/0
42	Jones, Colin	S	6-0	205	10/27/87	27	5	TCU	Bridgeport, Texas	TR '12 (SF)	0/0/0/0
67	Kalil, Ryan	C	6-2	300	03/29/85	30	9	Southern California	Corona, Calif.	D2b '07	0/0/0/0
56	Klein, A.J.	LB	6-1	240	07/30/91	24	3	Iowa State	Kimberly, Wis.	D5 '13	0/0/0/0
59	Kuechly, Luke	LB	6-3	238	04/20/91	24	4	Boston College	Cincinnati, Ohio	D1 '12	0/0/0/0
38	Lester, Robert	S	6-1	215	08/30/88	26	3	Alabama	Foley, Ala.	FA '13	0/0/0/0
98	Lotulelei, Star	DT	6-2	320	12/20/89	25	3	Utah	South Jordan, Utah	D1 '13	0/0/0/0
61	Love, Kyle	DT	6-1	315	11/18/86	28	4	Mississippi State	College Park, Ga.	FA '14	0/0/0/0
83	Lucas, Marcus	TE	6-4	235	03/01/92	23	1	Missouri	Liberty, Mo.	FA '14	0/0/0/0
29	Marlowe, Dean	S	6-1	205	07/25/92	23	R	James Madison	Queens, N.Y.	FA '15	0/0/0/0
55	Mayo, David	LB	6-2	240	08/08/93	22	R	Texas State	Scappoose, Ore	D5a '15	0/0/0/0
62	McCray, Jordan	C	6-3	320	05/31/92	23	1	Central Florida	Miami, Fla.	FA '15	0/0/0/0
71	Miley, Arthur	DE	6-6	265	03/03/93	22	R	Southern	Mangham, La.	FA '15	0/0/0/0
76	Miller, Steve	DE	6-3	260	02/28/92	23	R	Ohio State	Canton, Ohio	FA '15	0/0/0/0
1	Newton, Cam	QB	6-5	245	05/11/89	26	5	Auburn	College Park, Ga.	D1 '11	0/0/0/0
24	Norman, Josh	CB	6-0	195	12/15/87	27	4	Coastal Carolina	Greenwood, S.C.	D5 '12	0/0/0/0
8	Nortman, Brad	P	6-2	215	09/12/89	25	4	Wisconsin	Brookfield, Wis.	D6 '12	0/0/0/0
68	Norwell, Andrew	G	6-6	325	10/25/91	23	2	Ohio State	Cincinnati, Ohio	FA '14	0/0/0/0
73	Oher, Michael	T	6-4	315	04/28/86	29	7	Mississippi	Memphis, Tenn.	FA '15	0/0/0/0
88	Olsen, Greg	TE	6-5	253	03/11/85	30	9	Miami (Fla.)	Wayne, N.J.	TR '11 (CHI)	0/0/0/0
62	Redden, Terry	DT	6-2	295	08/23/93	22	R	Memphis	Memphis, Tenn.	FA '15	0/0/0/0
52	Reddick, Kevin	LB	6-1	240	12/28/89	25	2	North Carolina	New Bern, N.C.	FA '14	0/0/0/0
72	Regis, Micanor	DT	6-3	330	11/03/89	25	1	Miami (Fla.)	Pahokee, Fla.	FA '14	0/0/0/0
74	Remmers, Mike	T	6-5	305	04/11/89	26	3	Oregon State	Portland, Ore.	FA '14	0/0/0/0
79	Scott, Chris	G	6-4	340	08/04/87	28	4	Tennessee	Hampton, Ga.	FA '14	0/0/0/0
99	Short, Kawann	DT	6-3	315	02/02/89	26	3	Purdue	East Chicago, Ind.	D2 '13	0/0/0/0
66	Silatolu, Amini	G	6-4	320	09/16/88	26	4	Midwestern State	Tracy, Calif.	D2 '12	0/0/0/0
80	Simonson, Scott	TE	6-5	250	04/13/92	23	1	Assumption College	Middletown, N.J.	FA '15	0/0/0/0
28	Stewart, Jonathan	RB	5-10	235	03/21/87	28	8	Oregon	Lacey, Wash.	D1a '08	0/0/0/0
54	Thompson, Shaq	LB	6-0	230	04/21/94	21	R	Washington	Sacramento, Calif.	D1 '15	0/0/0/0
31	Tillman, Charles	CB	6-2	210	02/23/81	34	13	Louisiana-Lafayette	Copperas Cove, Texas	UFA '15 (CHI)	0/0/0/0
30	Todman, Jordan	RB	5-10	200	02/24/90	25	4	Connecticut	Dartmouth, Mass.	FA '15	0/0/0/0
35	Tolbert, Mike	FB	5-9	250	11/23/85	29	8	Coastal Carolina	Douglasville, Ga.	UFA '12 (SD)	0/0/0/0
93	Trusnik, Jason	LB	6-4	250	06/06/84	31	9	Ohio Northern	Macedonia, Ohio	UFA '15 (MIA)	0/0/0/0
70	Turner, Trai	G	6-3	320	06/14/93	22	2	Louisiana State	New Orleans, La.	D3 '14	0/0/0/0
85	Walker, Dallas	TE	6-5	231	02/22/88	27	1	Western Michigan	Madison, Miss.	FA '15	0/0/0/0
71	Wallace, Davonte	T	6-3	315	12/21/91	23	1	New Mexico State	El Paso, Texas	FA '15	0/0/0/0
77	Wallace, Martin	G	6-6	330	04/22/90	25	2	Temple	New York, N.Y.	FA '14	0/0/0/0
46	Ward, Lee	FB	5-11	250	11/07/91	23	R	Stanford	Chesterfield, Mo.	FA '15	0/0/0/0
14	Webb, Joe	QB	6-4	235	11/14/86	28	6	UAB	Birmingham, Ala.	UFA '14 (MIN)	0/0/0/0
32	Wegher, Brandon	RB	5-10	215	12/09/90	24	R	Morningside College	Sioux City, Iowa	FA '15	0/0/0/0
23	White, Melvin	CB	6-1	215	06/26/90	25	3	Louisiana-Lafayette	Freepport, Texas	FA '13	0/0/0/0
43	Whittaker, Fozzy	RB	5-10	205	02/02/89	26	3	Texas	Pearland, Texas	FA '14	0/0/0/0
6	Wile, Matt	P	6-2	223	06/20/92	23	R	Michigan	San Diego, Calif.	FA '15	0/0/0/0
60	Williams, Daryl	T	6-6	335	08/31/92	22	R	Oklahoma	Lake Dallas, Texas	D4 '15	0/0/0/0
21	Williams, Teddy	CB	6-1	210	07/03/88	27	4	Texas-San Antonio	Tyler, Texas	FA '15	0/0/0/0
22	Young, Lou	CB	6-1	205	10/09/91	23	1	Georgia Tech	Washington, D.C.	FA '14	0/0/0/0

Active / Physically Unable To Perform (2)

10	Presley, De'Andre	WR/CB	5-10	190	01/10/90	25	1	Appalachian State	Tampa, Fla.	FA '13	0/0/0/0
86	Williams, Brandon	TE	6-4	255	10/12/87	27	3	Oregon	Blue Island, Ill.	FA '13	0/0/0/0

Reserve / Injured (2)

69	Green, Tyrone	G	6-2	320	04/06/86	29	5	Auburn	Pensacola, Fla.	FA '15	0/0/0/0
87	Hill, Stephen	WR	6-4	215	04/25/91	24	3	Georgia Tech	Lithonia, Ga.	FA '14	0/0/0/0

CAROLINA PANTHERS NUMERICAL ROSTER

No	Name	Pos	Ht	Wt	DOB	Age	Exp	College	Hometown	How Acq	GP/GS/DNP/IA
1	Cam Newton	QB	6-5	245	05/11/89	26	5	Auburn	College Park, Ga.	D1 '11	0/0/0/0
3	Derek Anderson	QB	6-6	230	06/15/83	32	11	Oregon State	Scappoose, Ore	FA '11	0/0/0/0
6	Matt Wile	P	6-2	223	06/20/92	23	R	Michigan	San Diego, Calif.	FA '15	0/0/0/0
7	Paul Browning	WR	6-2	220	08/05/92	23	R	Colorado State-Pueblo	Widefield, Colo.	FA '15	0/0/0/0
8	Brad Nortman	P	6-2	215	09/12/89	25	4	Wisconsin	Brookfield, Wis.	D6 '12	0/0/0/0
9	Graham Gano	K	6-2	205	04/09/87	28	6	Florida State	Cantonment, Fla.	FA '12	0/0/0/0
11	Brenton Bersin	WR	6-3	210	05/09/90	25	2	Wofford College	Charlotte, N.C.	FA '13	0/0/0/0
12	Mike Brown	WR	5-10	200	02/09/89	26	3	Liberty	Charlottesville, Va.	FA '15	0/0/0/0
13	Kelvin Benjamin	WR	6-5	245	02/05/91	24	2	Florida State	Belle Glade, Fla.	D1 '14	0/0/0/0
14	Joe Webb	QB	6-4	235	11/14/86	28	6	UAB	Birmingham, Ala.	UFA '14 (MIN)	0/0/0/0
15	Jarrett Boykin	WR	6-2	215	11/04/89	25	4	Virginia Tech	Matthews, N.C.	FA '15	0/0/0/0
16	Corey Brown	WR	5-11	185	12/16/91	23	2	Ohio State	Upper Darby, Pa.	FA '14	0/0/0/0
17	Devin Funchess	WR	6-4	225	05/21/94	21	R	Michigan	Farmington, Mich.	D2 '15	0/0/0/0
18	Damiere Byrd	WR	5-9	175	01/27/93	22	R	South Carolina	Erial, N.J.	FA '15	0/0/0/0
19	Ted Ginn, Jr.	WR	5-11	185	04/12/85	30	9	Ohio State	Cleveland, Ohio	FA '15	0/0/0/0
20	Kurt Coleman	S	5-11	200	04/01/88	27	6	Ohio State	Clayton, Ohio	UFA '15 (KC)	0/0/0/0
21	Teddy Williams	CB	6-1	210	07/03/88	27	4	Texas-San Antonio	Tyler, Texas	FA '15	0/0/0/0
22	Lou Young	CB	6-1	205	10/09/91	23	1	Georgia Tech	Washington, D.C.	FA '14	0/0/0/0
23	Melvin White	CB	6-1	215	06/26/90	25	3	Louisiana-Lafayette	Freeport, Texas	FA '13	0/0/0/0
24	Josh Norman	CB	6-0	195	12/15/87	27	4	Coastal Carolina	Greenwood, S.C.	D5 '12	0/0/0/0
25	Bené Benwikere	CB	6-0	195	09/03/91	23	2	San Jose State	Gardena, Calif.	D5 '14	0/0/0/0
26	T.J. Heath	CB	6-0	190	09/11/87	27	2	Jacksonville State	Alexandria, Alabama	FA '15	0/0/0/0
28	Jonathan Stewart	RB	5-10	235	03/21/87	28	8	Oregon	Lacey, Wash.	D1a '08	0/0/0/0
29	Dean Marlowe	S	6-1	205	07/25/92	23	R	James Madison	Queens, N.Y.	FA '15	0/0/0/0
30	Jordan Todman	RB	5-10	200	02/24/90	25	4	Connecticut	Dartmouth, Mass.	FA '15	0/0/0/0
31	Charles Tillman	CB	6-2	210	02/23/81	34	13	Louisiana Lafayette	Copperas Cove, Texas	UFA '15 (CHI)	0/0/0/0
32	Brandon Wegher	RB	5-10	215	12/09/90	24	R	Morningside College	Sioux City, Iowa	FA '15	0/0/0/0
33	Tre Boston	S	6-1	210	06/25/92	23	2	North Carolina	Fort Myers, Fla.	D4 '14	0/0/0/0
34	Cameron Artis-Payne	RB	5-10	220	06/23/90	25	R	Auburn	Harrisburg, Pa.	D5b '15	0/0/0/0
35	Mike Tolbert	FB	5-9	245	11/23/85	29	8	Coastal Carolina	Douglasville, Ga.	UFA '12 (SD)	0/0/0/0
36	Marcus Ball	S	6-1	220	07/21/87	28	2	Memphis	Stone Mountain, Ga.	FA '15	0/0/0/0
37	Carrington Byndom	CB	6-0	180	07/07/92	23	1	Texas	Lufkin, Texas	FA '14	0/0/0/0
38	Robert Lester	S	6-1	215	08/30/88	27	3	Alabama	Foley, Ala.	FA '13	0/0/0/0
41	Roman Harper	S	6-1	205	12/11/82	32	10	Alabama	Prattville, Ala.	UFA '14 (NO)	0/0/0/0
42	Colin Jones	S	6-0	205	10/27/87	27	5	TCU	Bridgeport, Texas	TR '12 (SF)	0/0/0/0
43	Fozzy Whittaker	RB	5-10	205	02/02/89	26	3	Texas	Pearland, Texas	FA '14	0/0/0/0
44	J.J. Jansen	LS	6-2	240	01/20/86	29	8	Notre Dame	Phoenix, Ariz.	TR '09 (GB)	0/0/0/0
46	Lee Ward	FB	5-11	250	11/07/91	23	R	Stanford	Chesterfield, Mo.	FA '15	0/0/0/0
47	Richie Brockel	TE/FB	6-1	255	07/24/86	29	5	Boise State	Phoenix, Ariz.	FA '11	0/0/0/0
50	Brian Blechen	LB	6-2	225	09/30/91	23	R	Utah	Moorpark, Calif.	FA '15	0/0/0/0
52	Kevin Reddick	LB	6-1	245	12/28/89	25	2	North Carolina	New Bern, N.C.	FA '14	0/0/0/0
53	Ben Jacobs	LB	6-4	240	04/17/88	27	3	Fresno State	Las Vegas, Nev.	FA '13	0/0/0/0
54	Shaq Thompson	LB	6-0	230	04/21/94	21	R	Washington	Sacramento, Calif.	D1 '15	0/0/0/0
55	David Mayo	LB	6-2	240	08/08/93	22	R	Texas State	Scappoose, Ore	D5a '15	0/0/0/0
56	A.J. Klein	LB	6-1	245	07/30/91	24	3	Iowa State	Kimberly, Wis.	D5 '13	0/0/0/0
57	Adarius Glanton	LB	6-1	230	09/21/90	24	2	Florida Atlantic	Lakeland, Fla.	FA '14	0/0/0/0
58	Thomas Davis	LB	6-1	235	03/22/83	32	11	Georgia	Shellman, Ga.	D1 '05	0/0/0/0
59	Luke Kuechly	LB	6-3	238	04/20/91	24	4	Boston College	Cincinnati, Ohio	D1 '12	0/0/0/0
60	Daryl Williams	T	6-6	335	08/31/92	22	R	Oklahoma	Lake Dallas, Texas	D4 '15	0/0/0/0
61	Kyle Love	DT	6-1	315	11/18/86	28	4	Mississippi State	College Park, Ga.	FA '14	0/0/0/0
62	Jordan McCray	C	6-3	320	05/31/92	23	1	Central Florida	Miami, Fla.	FA '15	0/0/0/0
62	Terry Redden	DT	6-2	295	08/23/93	22	R	Memphis	Memphis, Tenn.	FA '15	0/0/0/0
63	David Foucault	T	6-8	320	01/07/89	26	2	Montreal	LaSalle, Quebec (Canada)	FA '14	0/0/0/0
64	Brian Folkerts	C	6-4	310	01/30/90	25	3	Washburn	Florissant, Mo.	FA '13	0/0/0/0
65	Chas Alecxih	DT	6-4	295	02/10/89	26	1	Pittsburgh	Lancaster, Pa.	FA '15	0/0/0/0
65	Ricky Henry	G	6-4	310	07/27/87	28	3	Nebraska	Omaha, Neb.	FA '15	0/0/0/0
66	Amini Silatolu	G	6-4	320	09/16/88	26	4	Midwestern State	Tracy, Calif.	D2 '12	0/0/0/0
67	Ryan Kalil	C	6-2	300	03/29/85	30	9	Southern California	Corona, Calif.	D2b '07	0/0/0/0
68	Andrew Norwell	G	6-6	325	10/25/91	23	2	Ohio State	Cincinnati, Ohio	FA '14	0/0/0/0
69	Kenny Horsley	DT	6-6	295	03/15/88	27	1	Mesabi Range CC	Newport News, Va.	FA '15	0/0/0/0
70	Trai Turner	G	6-3	320	06/14/93	22	2	Louisiana State	New Orleans, La.	D3 '14	0/0/0/0
71	Arthur Miley	DE	6-6	265	03/03/93	22	R	Southern	Mangham, La.	FA '15	0/0/0/0
71	Davonte Wallace	T	6-3	315	12/21/91	23	1	New Mexico State	El Paso, Texas	FA '15	0/0/0/0
72	Micanor Regis	DT	6-3	330	11/03/89	25	1	Miami (Fla.)	Pahokee, Fla.	FA '14	0/0/0/0
73	Michael Oher	T	6-4	315	04/28/86	29	7	Mississippi	Memphis, Tenn.	FA '15	0/0/0/0
74	Mike Remmers	T	6-5	305	04/11/89	26	3	Oregon State	Portland, Ore.	FA '14	0/0/0/0
75	Tony Hills	T	6-5	305	11/04/84	30	6	Texas	Houston, Texas	FA '15	0/0/0/0
76	Steve Miller	DE	6-3	260	02/28/92	23	R	Ohio State	Canton, Ohio	FA '15	0/0/0/0
77	Rakim Cox	DE	6-4	260	02/12/91	24	1	Villanova	San Diego, Calif.	FA '15	0/0/0/0
77	Martin Wallace	G	6-6	330	04/22/90	25	2	Temple	New York, N.Y.	FA '14	0/0/0/0
78	Nate Chandler	T	6-4	315	06/01/89	26	4	UCLA	San Diego, Calif.	FA '12	0/0/0/0
79	Chris Scott	G	6-4	340	08/04/87	28	4	Tennessee	Hampton, Ga.	FA '14	0/0/0/0
80	Scott Simonson	TE	6-5	250	04/13/92	23	1	Assumption College	Middletown, N.J.	FA '15	0/0/0/0
81	Avius Capers	WR	5-9	200	05/30/92	23	R	Johnson C. Smith	Charlotte, N.C.	FA '15	0/0/0/0
82	Jerricho Cotchery	WR	6-1	205	06/16/82	33	12	North Carolina State	Birmingham, Ala.	UFA '14 (PIT)	0/0/0/0
83	Marcus Lucas	TE	6-4	235	03/01/92	23	1	Missouri	Liberty, Mo.	FA '14	0/0/0/0
84	Ed Dickson	TE	6-4	255	07/25/87	28	6	Oregon	Bellflower, Calif.	UFA '14 (BAL)	0/0/0/0
85	Dallas Walker	TE	6-5	231	02/22/88	27	1	Western Michigan	Madison, Miss.	FA '15	0/0/0/0
88	Greg Olsen	TE	6-5	253	03/11/85	30	9	Miami (Fla.)	Wayne, N.J.	TR '11 (CHI)	0/0/0/0
91	Colin Cole	DT	6-2	325	06/24/80	35	9	Iowa	Fort Lauderdale, Fla.	FA '13	0/0/0/0
92	Dwan Edwards	DT	6-3	305	05/16/81	34	12	Oregon State	Columbus, Montana	FA '12	0/0/0/0
93	Jason Trusnik	LB	6-4	250	06/06/84	31	9	Ohio Northern	Macedonia, Ohio	UFA '15 (MIA)	0/0/0/0
94	Kony Ealy	DE	6-4	275	12/21/91	23	2	Missouri	New Madrid, Mo.	D2 '14	0/0/0/0
95	Charles Johnson	DE	6-2	282	07/10/86	29	9	Georgia	Hawkinsville, Ga.	D3 '07	0/0/0/0
96	Wes Horton	DE	6-5	270	01/18/90	25	3	Southern California	Sherman Oaks, Calif.	FA '13	0/0/0/0
97	Mario Addison	DE	6-3	260	09/06/87	27	5	Troy	Tarrant, Ala.	FA '12	0/0/0/0
98	Star Lotulelei	DT	6-2	320	12/20/89	25	3	Utah	South Jordan, Utah	D1 '13	0/0/0/0
99	Kawann Short	DT	6-3	315	02/02/89	26	3	Purdue	East Chicago, Ind.	D2 '13	0/0/0/0
Active / Physically Unable To Perform (2)											
10	De'Andre Presley	WR/CB	5-10	190	01/10/90	25	1	Appalachian State	Tampa, Fla.	FA '13	0/0/0/0
86	Brandon Williams	TE	6-4	255	10/12/87	27	3	Oregon	Blue Island, Ill.	FA '13	0/0/0/0
Reserve / Injured (2)											
69	Tyrone Green	G	6-2	320	04/06/86	29	5	Auburn	Pensacola, Fla.	FA '15	0/0/0/0
87	Stephen Hill	WR	6-4	215	04/25/91	24	3	Georgia Tech	Lithonia, Ga.	FA '14	0/0/0/0

CAROLINA PANTHERS BY EXPERIENCE

No	Name	Pos	Ht	Wt	DOB	Age	Exp	College	Hometown	How Acq	GP/GS/DNP/IA
13th Year (1)											
34	Tillman, Charles	CB	6-2	210	02/23/81	34	13	Louisiana Lafayette	Copperas Cove, Texas	UFA '15 (CHI)	0/0/0/0
12th Year (2)											
82	Cotchery, Jerricho	WR	6-1	205	06/16/82	33	12	North Carolina State	Birmingham, Ala.	UFA '14 (PIT)	0/0/0/0
92	Edwards, Dwan	DT	6-3	305	05/16/81	34	12	Oregon State	Columbus, Mont.	FA '12	0/0/0/0
11th Year (2)											
3	Anderson, Derek	QB	6-6	230	06/15/83	32	11	Oregon State	Scappoose, Ore	FA '11	0/0/0/0
58	Davis, Thomas	LB	6-1	235	03/22/83	32	11	Georgia	Shellman, Ga.	D1 '05	0/0/0/0
10th Year (1)											
41	Harper, Roman	S	6-1	205	12/11/82	32	10	Alabama	Prattville, Ala.	UFA '14 (NO)	0/0/0/0
9th Year (6)											
91	Cole, Colin	DT	6-2	325	06/24/80	35	9	Iowa	Fort Lauderdale, Fla.	FA '13	0/0/0/0
19	Ginn, Jr., Ted	WR	5-11	185	04/12/85	30	9	Ohio State	Cleveland, Ohio	FA '15	0/0/0/0
95	Johnson, Charles	DE	6-2	282	07/10/86	29	9	Georgia	Hawkinsville, Ga.	D3 '07	0/0/0/0
67	Kalil, Ryan	C	6-2	300	03/29/85	30	9	Southern California	Corona, Calif.	D2b '07	0/0/0/0
88	Olsen, Greg	TE	6-5	253	03/11/85	30	9	Miami (Fla.)	Wayne, N.J.	TR '11 (CHI)	0/0/0/0
93	Trusnik, Jason	LB	6-4	250	06/06/84	31	9	Ohio Northern	Macedonia, Ohio	UFA '15 (MIA)	0/0/0/0
8th Year (3)											
44	Jansen, J.J.	LS	6-2	240	01/20/86	29	8	Notre Dame	Phoenix, Ariz.	TR '09 (GB)	0/0/0/0
28	Stewart, Jonathan	RB	5-10	235	03/21/87	28	8	Oregon	Lacey, Wash.	D1a '08	0/0/0/0
35	Tolbert, Mike	FB	5-9	245	11/23/85	29	8	Coastal Carolina	Douglasville, Ga.	UFA '12 (SD)	0/0/0/0
7th Year (1)											
73	Oher, Michael	T	6-4	315	04/28/86	29	7	Mississippi	Memphis, Tenn.	FA '15	0/0/0/0
6th Year (5)											
20	Coleman, Kurt	S	5-11	200	04/01/88	27	6	Ohio State	Clayton, Ohio	UFA '15 (KC)	0/0/0/0
84	Dickson, Ed	TE	6-4	255	07/25/87	28	6	Oregon	Bellflower, Calif.	UFA '14 (BAL)	0/0/0/0
9	Gano, Graham	K	6-2	205	04/09/87	28	6	Florida State	Cantonment, Fla.	FA '12	0/0/0/0
75	Hills, Tony	T	6-5	305	11/04/84	30	6	Texas	Houston, Texas	FA '15	0/0/0/0
14	Webb, Joe	QB	6-4	235	11/14/86	28	6	UAB	Birmingham, Ala.	UFA '14 (MIN)	0/0/0/0
5th Year (5)											
97	Addison, Mario	DE	6-3	260	09/06/87	27	5	Troy	Tarrant, Ala.	FA '12	0/0/0/0
47	Brockel, Richie	TE/FB	6-1	255	07/24/86	29	4	Boise State	Phoenix, Ariz.	FA '11	0/0/0/0
42	Jones, Colin	S	6-0	205	10/27/87	27	5	TCU	Bridgeport, Texas	TR '12 (SF)	0/0/0/0
61	Love, Kyle	DT	6-1	315	11/18/86	28	4	Mississippi State	College Park, Ga.	FA '14	0/0/0/0
1	Newton, Cam	QB	6-5	245	05/11/89	26	5	Auburn	College Park, Ga.	D1 '11	0/0/0/0
4th Year (9)											
15	Boykin, Jarrett	WR	6-2	215	11/04/89	25	4	Virginia Tech	Matthews, N.C.	FA '15	0/0/0/0
78	Chandler, Nate	T	6-4	315	06/01/89	26	4	UCLA	San Diego, Calif.	FA '12	0/0/0/0
59	Kuechly, Luke	LB	6-3	238	04/20/91	24	4	Boston College	Cincinnati, Ohio	D1 '12	0/0/0/0
24	Norman, Josh	CB	6-0	195	12/15/87	27	4	Coastal Carolina	Greenwood, S.C.	D5 '12	0/0/0/0
8	Nortman, Brad	P	6-2	215	09/12/89	25	4	Wisconsin	Brookfield, Wis.	D6 '12	0/0/0/0
79	Scott, Chris	G	6-4	340	08/04/87	28	4	Tennessee	Hampton, Ga.	FA '14	0/0/0/0
66	Silatolu, Amini	G	6-4	320	09/16/88	26	4	Midwestern State	Tracy, Calif.	D2 '12	0/0/0/0
30	Todman, Jordan	RB	5-10	200	02/24/90	25	4	Connecticut	Dartmouth, Mass.	FA '15	0/0/0/0
21	Williams, Teddy	CB	6-1	210	07/03/88	27	4	Texas-San Antonio	Tyler, Texas	FA '15	0/0/0/0
3rd Year (14)											
12	Brown, Mike	WR	5-10	200	02/09/89	26	3	Liberty	Charlottesville, Va.	FA '15	0/0/0/0
64	Folkerts, Brian	C	6-4	310	01/30/90	25	3	Washington	Florissant, Mo.	FA '13	0/0/0/0
65	Henry, Ricky	G	6-4	310	07/27/87	28	3	Nebraska	Omaha, Neb.	FA '15	0/0/0/0
96	Horton, Wes	DE	6-5	270	01/18/90	25	3	Southern California	Sherman Oaks, Calif.	FA '13	0/0/0/0
53	Jacobs, Ben	LB	6-4	240	04/17/88	27	3	Fresno State	Las Vegas, Nev.	FA '13	0/0/0/0
56	Klein, A.J.	LB	6-1	240	07/30/91	24	3	Iowa State	Kimberly, Wis.	D5 '13	0/0/0/0
38	Lester, Robert	S	6-1	215	08/30/88	26	3	Alabama	Foley, Ala.	FA '13	0/0/0/0
98	Lotulelei, Star	DT	6-2	320	12/20/89	25	3	Utah	South Jordan, Utah	D1 '13	0/0/0/0
52	Reddick, Kevin	LB	6-1	240	12/28/89	25	2	North Carolina	New Bern, N.C.	FA '14	0/0/0/0
74	Remmers, Mike	T	6-5	305	04/11/89	26	3	Oregon State	Portland, Ore.	FA '14	0/0/0/0
99	Short, Kawann	DT	6-3	315	02/02/89	26	3	Purdue	East Chicago, Ind.	D2 '13	0/0/0/0
23	White, Melvin	CB	6-1	215	06/26/90	25	3	Louisiana-Lafayette	Freeport, Texas	FA '13	0/0/0/0
43	Whittaker, Fozzy	RB	5-10	205	02/02/89	26	3	Texas	Pearland, Texas	FA '14	0/0/0/0
86	Williams, Brandon	TE	6-4	255	10/12/87	27	3	Oregon	Blue Island, Ill.	FA '13	0/0/0/0
2nd Year (13)											
36	Ball, Marcus	S	6-1	220	07/21/87	28	2	Memphis	Stone Mountain, Ga.	FA '15	0/0/0/0
13	Benjamin, Kelvin	WR	6-5	245	02/05/91	24	2	Florida State	Belle Glade, Fla.	D1 '14	0/0/0/0
25	Benwikere, Bené	CB	6-0	195	09/03/91	23	2	San Jose State	Gardena, Calif.	D5 '14	0/0/0/0
11	Bersin, Brenton	WR	6-3	210	05/09/90	25	2	Wofford College	Charlotte, N.C.	FA '13	0/0/0/0
33	Boston, Tre	S	6-1	210	06/25/92	23	2	North Carolina	Fort Myers, Fla.	D4 '14	0/0/0/0
16	Brown, Corey	WR	5-11	185	12/16/91	23	2	Ohio State	Upper Darby, Pa.	FA '14	0/0/0/0
94	Ealy, Kony	DE	6-4	275	12/21/91	23	2	Missouri	New Madrid, Mo.	D2 '14	0/0/0/0
63	Foucault, David	T	6-8	320	01/07/89	26	2	Montreal	LaSalle, Quebec (Canada)	FA '14	0/0/0/0
57	Glanton, Adarius	LB	6-1	230	09/21/90	24	2	Florida Atlantic	Lakeland, Fla.	FA '14	0/0/0/0
26	Heath, T.J.	CB	6-0	190	09/11/87	27	2	Jacksonville State	Alexandria, Alabama	FA '15	0/0/0/0
68	Norwell, Andrew	G	6-6	325	10/25/91	23	2	Ohio State	Cincinnati, Ohio	FA '14	0/0/0/0
70	Turner, Trai	G	6-3	320	06/14/93	22	2	Louisiana State	New Orleans, La.	D3 '14	0/0/0/0
77	Wallace, Martin	G	6-6	330	04/22/90	25	2	Temple	New York, N.Y.	FA '14	0/0/0/0
Rookie/1st Year (27)											
65	Alecxi, Chas	DT	6-4	295	02/10/89	26	1	Pittsburgh	Lancaster, Pa.	FA '15	0/0/0/0
34	Artis-Payne, Cameron	RB	5-10	220	06/23/90	25	R	Auburn	Harrisburg, Pa.	D5b '15	0/0/0/0
50	Blechen, Brian	LB	6-2	225	09/30/91	23	R	Utah	Moorpark, Calif.	FA '15	0/0/0/0
7	Browning, Paul	WR	6-2	220	08/05/92	23	R	Colorado State-Pueblo	Widefield, Colo.	FA '15	0/0/0/0
37	Byndom, Carrington	CB	6-0	180	07/07/92	23	1	Texas	Lufkin, Texas	FA '14	0/0/0/0
18	Byrd, Damiere	WR	5-9	175	01/27/93	22	R	South Carolina	Erial, N.J.	FA '15	0/0/0/0
81	Capers, Avius	WR	5-9	200	05/30/92	23	R	Johnson C. Smith	Charlotte, N.C.	FA '15	0/0/0/0
77	Cox, Rakim	DE	6-4	260	02/12/91	24	1	Villanova	San Diego, Calif.	FA '15	0/0/0/0
17	Funchess, Devin	WR	6-4	225	05/21/94	21	R	Michigan	Farmington, Mich.	D2 '15	0/0/0/0
69	Horsley, Kenny	DT	6-6	295	03/15/88	27	1	Mesabi Range CC	Newport News, Va.	FA '15	0/0/0/0
83	Lucas, Marcus	TE	6-4	235	03/01/92	23	1	Missouri	Liberty, Mo.	FA '14	0/0/0/0
55	Mayo, David	LB	6-2	240	08/08/93	22	R	Texas State	Scappoose, Ore	D5a '15	0/0/0/0
29	Marlowe, Dean	S	6-1	205	07/25/92	23	R	James Madison	Queens, N.Y.	FA '15	0/0/0/0
62	McCray, Jordan	C	6-3	320	05/31/92	23	1	Central Florida	Miami, Fla.	FA '15	0/0/0/0
71	Miley, Arthur	DE	6-6	265	03/03/93	22	R	Southern	Mangham, La.	FA '15	0/0/0/0
76	Miller, Steve	DE	6-3	260	02/28/92	23	R	Ohio State	Canton, Ohio	FA '15	0/0/0/0
10	Presley, De'Andre	WR/CB	5-10	190	01/10/90	25	1	Appalachian State	Tampa, Fla.	FA '13	0/0/0/0
62	Redden, Terry	DT	6-2	295	08/23/93	21	R	Memphis	Memphis, Tenn.	FA '15	0/0/0/0
72	Regis, Micanor	DT	6-3	330	11/03/89	25	1	Miami (Fla.)	Pahokee, Fla.	FA '14	0/0/0/0
80	Simonson, Scott	TE	6-5	250	04/13/92	23	1	Assumption College	Middletown, N.J.	FA '15	0/0/0/0
54	Thompson, Shaq	LB	6-0	230	04/21/94	21	R	Washington	Sacramento, Calif.	D1 '15	0/0/0/0
85	Walker, Dallas	TE	6-5	231	02/22/88	27	1	Western Michigan	Madison, Miss.	FA '15	0/0/0/0
71	Wallace, Davonte	T	6-3	315	12/21/91	23	1	New Mexico State	El Paso, Texas	FA '15	0/0/0/0
46	Ward, Lee	FB	5-11	250	11/07/91	23	R	Stanford	Chesterfield, Mo.	FA '15	0/0/0/0
32	Wegher, Brandon	RB	5-10	215	12/09/90	24	R	Morningside College	Sioux City, Iowa	FA '15	0/0/0/0
6	Wile, Matt	P	6-2	223	06/20/92	23	R	Michigan	San Diego, Calif.	FA '15	0/0/0/0
60	Williams, Daryl	T	6-6	340	08/31/92	22	R	Oklahoma	Lake Dallas, Texas	D4 '15	0/0/0/0
22	Young, Lou	CB	6-1	205	10/09/91	23	1	Georgia Tech	Washington, D.C.	FA '14	0/0/0/0

CAROLINA PANTHERS BY POSITION

No	Name	Pos	Ht	Wt	DOB	Age	Exp	College	Hometown	How Acq	GP/GS/DNP/IA
QUARTERBACKS (3)											
3	Anderson, Derek	QB	6-6	230	06/15/83	32	11	Oregon State	Scappoose, Ore	FA '11	0/0/0/0
1	Newton, Cam	QB	6-5	245	05/11/89	26	5	Auburn	College Park, Ga.	D1 '11	0/0/0/0
14	Webb, Joe	QB	6-4	235	11/14/86	28	6	UAB	Birmingham, Ala.	UFA '14 (MIN)	0/0/0/0
RUNNING BACKS (7)											
34	Artis-Payne, Cameron	RB	5-10	220	06/23/90	25	R	Auburn	Harrisburg, Pa.	D5b '15	0/0/0/0
28	Stewart, Jonathan	RB	5-10	235	03/21/87	28	8	Oregon	Lacey, Wash.	D1a '08	0/0/0/0
30	Todman, Jordan	RB	5-10	200	02/24/90	25	4	Connecticut	Dartmouth, Mass.	FA '15	0/0/0/0
35	Tolbert, Mike	FB	5-9	245	11/23/85	29	8	Coastal Carolina	Douglasville, Ga.	UFA '12 (SD)	0/0/0/0
46	Ward, Lee	FB	5-11	250	11/07/91	23	R	Stanford	Chesterfield, Mo.	FA '15	0/0/0/0
32	Wegher, Brandon	RB	5-10	215	12/09/90	24	R	Morningside College	Sioux City, Iowa	FA '15	0/0/0/0
43	Whittaker, Fozzy	RB	5-10	205	02/02/89	26	3	Texas	Pearland, Texas	FA '14	0/0/0/0
WIDE RECEIVERS (12)											
13	Benjamin, Kelvin	WR	6-5	245	02/05/91	24	2	Florida State	Belle Glade, Fla.	D1 '14	0/0/0/0
11	Bersin, Brenton	WR	6-3	210	05/09/90	25	2	Wofford College	Charlotte, N.C.	FA '13	0/0/0/0
15	Boykin, Jarrett	WR	6-2	215	11/04/89	25	4	Virginia Tech	Matthews, N.C.	FA '15	0/0/0/0
16	Brown, Corey	WR	5-11	185	12/16/91	23	2	Ohio State	Upper Darby, Pa.	FA '14	0/0/0/0
12	Brown, Mike	WR	5-10	200	02/09/89	26	3	Liberty	Charlottesville, Va.	FA '15	0/0/0/0
7	Browning, Paul	WR	6-2	220	08/05/92	23	R	Colorado State-Pueblo	Widefield, Colo.	FA '15	0/0/0/0
18	Byrd, Damiere	WR	5-9	175	01/27/93	22	R	South Carolina	Erial, N.J.	FA '15	0/0/0/0
81	Capers, Avius	WR	5-9	200	05/30/92	23	R	Johnson C. Smith	Charlotte, N.C.	FA '15	0/0/0/0
82	Cotchery, Jerricho	WR	6-1	205	06/16/82	33	12	North Carolina State	Birmingham, Ala.	UFA '14 (PIT)	0/0/0/0
17	Funchess, Devin	WR	6-4	225	05/21/94	21	R	Michigan	Farmington, Mich.	D2 '15	0/0/0/0
19	Ginn, Jr., Ted	WR	5-11	185	04/12/85	30	9	Ohio State	Cleveland, Ohio	FA '15	0/0/0/0
10	Presley, De'Andre	WR/CB	5-10	190	01/10/90	25	1	Appalachian State	Tampa, Fla.	FA '13	0/0/0/0
TIGHT ENDS (7)											
47	Brockel, Richie	TE/FB	6-1	255	07/24/86	29	4	Boise State	Phoenix, Ariz.	FA '11	0/0/0/0
84	Dickson, Ed	TE	6-4	255	07/25/87	28	6	Oregon	Bellflower, Calif.	UFA '14 (BAL)	0/0/0/0
83	Lucas, Marcus	TE	6-4	235	03/01/92	23	1	Missouri	Liberty, Mo.	FA '14	0/0/0/0
88	Olsen, Greg	TE	6-5	253	03/11/85	30	9	Miami (Fla.)	Wayne, N.J.	TR '11 (CHI)	0/0/0/0
80	Simonson, Scott	TE	6-5	250	04/13/92	23	1	Assumption College	Middletown, N.J.	FA '15	0/0/0/0
85	Walker, Dallas	TE	6-5	231	02/22/88	27	1	Western Michigan	Madison, Miss.	FA '15	0/0/0/0
86	Williams, Brandon	TE	6-4	255	10/12/87	27	3	Oregon	Blue Island, Ill.	FA '13	0/0/0/0
OFFENSIVE LINEMEN (14)											
78	Chandler, Nate	T	6-4	315	06/01/89	26	4	UCLA	San Diego, Calif.	FA '12	0/0/0/0
64	Folkerts, Brian	C	6-4	310	01/30/90	25	3	Washburn	Florissant, Mo.	FA '13	0/0/0/0
63	Foucault, David	T	6-8	320	01/07/89	26	2	Montreal	LaSalle, Quebec (Canada)	FA '14	0/0/0/0
65	Henry, Ricky	G	6-4	310	07/27/87	28	3	Nebraska	Omaha, Neb.	FA '15	0/0/0/0
75	Hills, Tony	T	6-5	305	11/04/84	30	6	Texas	Houston, Texas	FA '15	0/0/0/0
67	Kalil, Ryan	C	6-2	300	03/29/85	30	9	Southern California	Corona, Calif.	D2b '07	0/0/0/0
62	McCray, Jordan	C	6-3	320	05/31/92	23	1	Central Florida	Miami, Fla.	FA '15	0/0/0/0
68	Norwell, Andrew	G	6-6	325	10/25/91	23	2	Ohio State	Cincinnati, Ohio	FA '14	0/0/0/0
73	Oher, Michael	T	6-4	315	04/28/86	29	7	Mississippi	Memphis, Tenn.	FA '15	0/0/0/0
74	Remmers, Mike	T	6-5	305	04/11/89	26	3	Oregon State	Portland, Ore.	FA '14	0/0/0/0
79	Scott, Chris	G	6-4	340	08/04/87	28	4	Tennessee	Hampton, Ga.	FA '14	0/0/0/0
66	Silatolu, Amini	G	6-4	320	09/16/88	26	4	Midwestern State	Tracy, Calif.	D2 '12	0/0/0/0
70	Turner, Trai	G	6-3	320	06/14/93	22	2	Louisiana State	New Orleans, La.	D3 '14	0/0/0/0
71	Wallace, Davonte	T	6-3	315	12/21/91	23	1	New Mexico State	El Paso, Texas	FA '15	0/0/0/0
73	Wallace, Martin	G	6-6	330	04/22/90	25	2	Temple	New York, N.Y.	FA '14	0/0/0/0
60	Williams, Daryl	T	6-6	340	08/31/92	22	R	Oklahoma	Lake Dallas, Texas	D4 '15	0/0/0/0
SPECIALISTS (4)											
9	Gano, Graham	K	6-2	205	04/09/87	28	6	Florida State	Cantonment, Fla.	FA '12	0/0/0/0
44	Jansen, J.J.	LS	6-2	240	01/20/86	29	8	Notre Dame	Phoenix, Ariz.	TR '09 (GB)	0/0/0/0
8	Nortman, Brad	P	6-2	215	09/12/89	25	4	Wisconsin	Brookfield, Wis.	D6 '12	0/0/0/0
6	Wile, Matt	P	6-2	223	06/20/92	23	R	Michigan	San Diego, Calif.	FA '15	0/0/0/0
DEFENSIVE LINEMEN (16)											
97	Addison, Mario	DE	6-3	260	09/06/87	27	5	Troy	Tarrant, Ala.	FA '12	0/0/0/0
65	Alecxi, Chas	DT	6-4	295	02/10/89	26	1	Pittsburgh	Lancaster, Pa.	FA '15	0/0/0/0
91	Cole, Colin	DT	6-2	325	06/24/80	35	9	Iowa	Fort Lauderdale, Fla.	FA '13	0/0/0/0
77	Cox, Rakim	DE	6-4	260	02/12/91	24	1	Villanova	San Diego, Calif.	FA '15	0/0/0/0
94	Ealy, Kony	DE	6-4	275	12/21/91	23	2	Missouri	New Madrid, Mo.	D2 '14	0/0/0/0
92	Edwards, Dwan	DT	6-3	305	05/16/81	34	12	Oregon State	Columbus, Mont.	FA '12	0/0/0/0
69	Horsley, Kenny	DT	6-6	295	03/15/88	27	1	Mesabi Range CC	Newport News, Va.	FA '15	0/0/0/0
96	Horton, Wes	DE	6-5	270	01/18/90	25	3	Southern California	Sherman Oaks, Calif.	FA '13	0/0/0/0
95	Johnson, Charles	DE	6-2	282	07/10/86	29	9	Georgia	Hawkinsville, Ga.	D3 '07	0/0/0/0
98	Lotulelei, Star	DT	6-2	320	12/20/89	25	3	Utah	South Jordan, Utah	D1 '13	0/0/0/0
61	Love, Kyle	DT	6-1	315	11/18/86	28	4	Mississippi State	College Park, Ga.	FA '14	0/0/0/0
71	Miley, Arthur	DE	6-6	265	03/03/93	22	R	Southern	Mangham, La.	FA '15	0/0/0/0
76	Miller, Steve	DE	6-3	260	02/28/92	23	R	Ohio State	Canton, Ohio	FA '15	0/0/0/0
62	Redden, Terry	DT	6-2	295	08/23/93	21	R	Memphis	Memphis, Tenn.	FA '15	0/0/0/0
72	Regis, Micanor	DT	6-3	330	11/03/89	25	1	Miami (Fla.)	Pahokee, Fla.	FA '14	0/0/0/0
99	Short, Kawann	DT	6-3	315	02/02/89	26	3	Purdue	East Chicago, Ind.	D2 '13	0/0/0/0
LINEBACKERS (10)											
50	Blechen, Brian	LB	6-2	225	09/30/91	23	R	Utah	Moorpark, Calif.	FA '15	0/0/0/0
58	Davis, Thomas	LB	6-1	235	03/22/83	32	11	Georgia	Shellman, Ga.	D1 '05	0/0/0/0
57	Glanon, Adarius	LB	6-1	230	09/21/90	24	2	Florida Atlantic	Lakeland, Fla.	FA '14	0/0/0/0
53	Jacobs, Ben	LB	6-4	240	04/17/88	27	3	Fresno State	Las Vegas, Nev.	FA '13	0/0/0/0
56	Klein, A.J.	LB	6-1	240	07/30/91	24	3	Iowa State	Kimberly, Wis.	D5 '13	0/0/0/0
59	Kuechly, Luke	LB	6-3	238	04/20/91	24	4	Boston College	Cincinnati, Ohio	D1 '12	0/0/0/0
55	Mayo, David	LB	6-2	240	08/08/93	22	R	Texas State	Scappoose, Ore	D5a '15	0/0/0/0
52	Reddick, Kevin	LB	6-1	240	12/28/89	25	2	North Carolina	New Bern, N.C.	FA '14	0/0/0/0
54	Thompson, Shaq	LB	6-0	230	04/21/94	21	R	Washington	Sacramento, Calif.	D1 '15	0/0/0/0
93	Trusnik, Jason	LB	6-4	250	06/06/84	31	9	Ohio Northern	Macedonia, Ohio	UFA '15 (MIA)	0/0/0/0
DEFENSIVE BACKS (15)											
36	Ball, Marcus	S	6-1	220	07/21/87	28	2	Memphis	Stone Mountain, Ga.	FA '15	0/0/0/0
25	Benwikere, Bené	CB	6-0	195	09/03/91	23	2	San Jose State	Gardena, Calif.	D5 '14	0/0/0/0
33	Boston, Tre	S	6-1	210	06/25/92	23	2	North Carolina	Fort Myers, Fla.	D4 '14	0/0/0/0
20	Coleman, Kurt	S	5-11	200	04/01/88	27	6	Ohio State	Clayton, Ohio	UFA '15 (KC)	0/0/0/0
37	Byndom, Carrington	CB	6-0	180	07/07/92	23	1	Texas	Lufkin, Texas	FA '14	0/0/0/0
41	Harper, Roman	S	6-1	205	12/11/82	32	10	Alabama	Prattville, Ala.	UFA '14 (NO)	0/0/0/0
26	Heath, T.J.	CB	6-0	190	09/11/87	27	2	Jacksonville State	Alexandria, Alabama	FA '15	0/0/0/0
42	Jones, Colin	S	6-0	205	10/27/87	27	5	TCU	Bridgeport, Texas	TR '12 (SF)	0/0/0/0
38	Lester, Robert	S	6-1	215	08/30/88	26	3	Alabama	Foley, Ala.	FA '13	0/0/0/0
29	Marlowe, Dean	S	6-1	205	07/25/92	23	R	James Madison	Queens, N.Y.	FA '15	0/0/0/0
24	Norman, Josh	CB	6-0	195	12/15/87	27	4	Coastal Carolina	Greenwood, S.C.	D5 '12	0/0/0/0
31	Tillman, Charles	CB	6-2	210	02/23/81	34	13	Louisiana Lafayette	Copperas Cove, Texas	UFA '15 (CHI)	0/0/0/0
23	White, Melvin	CB	6-1	215	06/26/90	25	3	Louisiana-Lafayette	Freeport, Texas	FA '13	0/0/0/0
21	Williams, Teddy	CB	6-1	210	07/03/88	27	4	Texas-San Antonio	Tyler, Texas	FA '15	0/0/0/0
22	Young, Lou	CB	6-1	205	10/09/91	23	1	Georgia Tech	Washington, D.C.	FA '14	0/0/0/0

CAROLINA PANTHERS 2015 PRESEASON DEFENSIVE STATISTICS

PLAYER	TACKLES			SACKS	QBP	FF	FR	INT	YDS	PD	TD
	TOTAL	SOLO	ASSIST								
Adarius Glanton	13	7	6	-	-	-	-	-	-	-	-
A.J. Klein	13	8	5	-	-	-	-	-	-	2	-
Teddy Williams	6	6	0	-	-	-	-	1	0	2	-
Arthur Miley	6	3	3	-	-	-	-	-	-	-	-
Carrington Byndom	6	4	2	-	-	-	-	-	-	-	-
Melvin White	6	3	3	-	-	-	-	-	-	-	-
Rakim Cox	5	4	1	1.0	2	-	-	-	-	-	-
Wes Horton	5	4	1	1.0	-	1	-	-	-	-	-
Josh Norman	5	5	0	-	-	-	-	-	-	1	-
Micanor Regis	5	4	1	-	-	-	-	-	-	-	-
Chas Alecxih	4	2	2	-	-	-	-	-	-	1	-
Kurt Coleman	4	1	3	-	-	-	-	-	-	-	-
Thomas Davis	4	3	1	-	-	-	-	-	-	-	-
Ben Jacobs	4	2	2	-	-	-	-	-	-	-	-
Colin Jones	4	4	0	-	1	-	-	-	-	-	-
Dean Marlowe	4	3	1	-	-	-	-	1	0	1	-
Jason Trusnik	4	1	3	-	-	-	-	-	-	-	-
Tre Boston	3	0	3	-	-	-	-	-	-	-	-
Roman Harper	3	3	0	-	-	-	-	-	-	-	-
Luke Kuechly	3	1	2	-	-	-	-	-	-	1	-
Robert Lester	3	2	1	-	-	-	-	-	-	-	-
Charles Tillman	3	3	0	-	-	-	-	-	-	-	-
David Mayo	3	3	0	-	-	-	-	-	-	-	-
Brian Blechen	2	1	1	-	-	-	-	-	-	-	-
Kony Ealy	2	2	0	1.0	-	1	-	-	-	-	-
Dwan Edwards	2	1	1	-	-	-	-	-	-	-	-
T.J. Heath	2	1	1	-	-	-	-	-	-	-	-
Kenny Horsley	2	2	0	-	-	-	-	-	-	-	-
Kyle Love	2	1	1	-	-	-	-	-	-	-	-
Steve Miller	2	1	1	1.0	2	-	-	-	-	-	-
Terry Redden	2	2	0	-	-	-	-	-	-	-	-
Kevin Reddick	2	2	0	-	-	-	-	-	-	-	-
Mario Addison	1	0	1	-	-	-	-	-	-	-	-
Marcus Ball	1	1	0	-	-	-	-	-	-	1	-
Bené Benwikere	1	0	1	-	-	-	-	-	-	-	-
Colin Cole	1	0	1	-	-	-	-	-	-	-	-
Shaq Thompson	1	1	0	-	-	-	-	-	-	1	-
Terry Redden	0	0	0	-	-	-	-	1	13	1	-

CAROLINA PANTHERS 2015 PRESEASON SPECIAL TEAMS STATISTICS

PLAYER	TACKLES			FF	FR	BLK
	TOTAL	SOLO	ASSIST			
Marcus Ball	2	1	1	-	-	-
Richie Brockel	2	2	0	-	-	-
Kurt Coleman	2	2	0	-	-	-
Mario Addison	1	1	0	-	-	-
Carrington Byndom	1	1	0	-	-	-
Rakim Cox	1	1	0	-	-	-
Ben Jacobs	1	1	0	-	-	-
Dean Marlowe	1	1	0	-	-	-
David Mayo	1	0	1	-	-	-
Kevin Reddick	1	1	0	-	-	-
Scott Simonson	1	0	1	-	-	-
Brandon Wegher	1	1	0	-	-	-

Defensive and special teams statistics are from press box totals.

CAROLINA PANTHERS / WEEK 17 / THROUGH SUNDAY, DECEMBER 28, 2014

WON 7, LOST 8, TIED 1				* RUSHING		No.	Yds	Avg	Long	TD														
09/07	W 20-14	at Tampa Bay	62,442	Stewart	175	809	4.6	69t	3															
09/14	W 24-7	Detroit	73,586	Newton	103	539	5.2	22	5															
09/21	L 19-37	Pittsburgh	73,945	D. Williams	62	219	3.5	17	0															
09/28	L 10-38	at Baltimore	71,218	Whittaker	32	145	4.5	17	1															
10/05	W 31-24	Chicago	73,659	Brown	8	95	11.9	28	0															
10/12	T 37-37 OT	at Cincinnati	57,053	Reaves	31	78	2.5	9	0															
10/19	L 17-38	at Green Bay	78,106	Tolbert	37	78	2.1	15	0															
10/26	L 9-13	Seattle	74,042	Ogbonnaya TM	14	50	3.6	9	1															
10/30	L 10-28	New Orleans	73,663	Anderson	8	24	3.0	8	0															
11/10	L 21-45	at Philadelphia	69,596	Avant TM	1	1	1.0	1	0															
11/16	L 17-19	Atlanta	73,314	Poole TM	1	0	0.0	0	0															
11/30	L 13-31	at Minnesota	52,016	Presley	1	-2	-2.0	-2	0															
12/07	W 41-10	at New Orleans	73,006	TEAM	473	2036	4.3	69t	10															
12/14	W 19-17	Tampa Bay	72,842	OPPONENTS	397	1792	4.5	89t	14															
12/21	W 17-13	Cleveland	73,810	* RECEIVING	No.	Yds	Avg	Long	TD															
12/28	W 34-3	at Atlanta	71,015	Olsen	84	1008	12.0	38	6															
		Car.	Opp.	Benjamin	73	1008	13.8	51	9															
TOTAL FIRST DOWNS		347	309	Cotchery	48	580	12.1	47	1															
Rushing		117	91	Stewart	25	181	7.2	22	1															
Passing		199	193	Brown	21	296	14.1	47t	2															
Penalty		31	25	Avant TM	21	201	9.6	22	1															
3rd Down: Made/Att	93/222	89/210	Bersin	13	151	11.6	29	1																
3rd Down Pct.	41.9	42.4	Tolbert	12	93	7.8	18	0																
4th Down: Made/Att	6/10	5/11	Dickson	10	115	11.5	34	1																
4th Down Pct.	60.0	45.5	Whittaker	5	60	12.0	26t	1																
POSSESSION AVG.	31:47	28:13	D. Williams	5	44	8.8	30	0																
TOTAL NET YARDS	5547	5437	Reaves	5	31	6.2	16	0																
Avg. Per Game	346.7	339.8	B. Williams	4	44	11.0	16	0																
Total Plays	1060	999	Webb	1	16	16.0	16	0																
Avg. Per Play	5.2	5.4	TEAM	327	3828	11.7	51	23																
NET YARDS RUSHING	2036	1792	OPPONENTS	364	3913	10.8	81t	25																
Avg. Per Game	127.3	112.0	* INTERCEPTIONS	No.	Yds	Avg	Long	TD																
Total Rushes	473	397	Harper	4	43	10.8	31t	1																
NET YARDS PASSING	3511	3645	Cason TM	2	81	40.5	80	0																
Avg. Per Game	219.4	227.8	Norman	2	60	30.0	33	0																
Sacked/Yards Lost	42/317	40/268	Boston	1	84	84.0	84t	1																
Gross Yards	3828	3913	DeCoud	1	35	35.0	35	0																
Att./Completions	545/327	562/364	Edwards	1	24	24.0	24	0																
Completion Pct.	60.0	64.8	White	1	23	23.0	23	0																
Had Intercepted	12	14	Benwikere	1	0	0.0	0	0																
PUNTS/AVERAGE	74/43.7	72/45.8	Kuechly	1	0	0.0	0	0																
NET PUNTING AVG.	74/36.5	72/40.8	TEAM	14	350	25.0	84t	2																
PENALTIES/YARDS	83/756	97/760	OPPONENTS	12	158	13.2	34t	1																
FUMBLES/BALL LOST	25/11	28/12	* PUNTING	No.	Yds	Avg	Net	TB	In	Lg	B													
TOUCHDOWNS	36	44	Nortman	72	3236	44.9	36.5	5	26	72	2													
Rushing	10	14	TEAM	74	3236	43.7	36.5	5	26	72	2													
Passing	23	25	OPPONENTS	72	3297	45.8	40.8	6	24	64	0													
Returns	3	5	* PUNT RETURNS	Ret	FC	Yds	Avg	Long	TD															
* SCORE BY PERIODS	Q1	Q2	Q3	Q4	OT	PTS	Brown	16	6	153	9.6	79t	1											
TEAM	66	76	79	115	3	339	Bersin	14	20	86	6.1	18	0											
OPPONENTS	76	121	71	103	3	374	TEAM	30	26	239	8.0	79t	1											
* SCORING	TD	Ru	Pa	Rt	K	PAT	FG	S	PTS	OPPONENTS	28	20	435	15.5	65t	1								
Gano	0	0	0	0	34/34	29/35	0	121	* KICKOFF RETURNS	No.	Yds	Avg	Long	TD										
Benjamin	9	0	9	0		0	54	Brown	12	273	22.8	35	0											
Olsen	6	0	6	0		0	36	Whittaker	11	262	23.8	46	0											
Newton	5	5	0	0		0	30	Bersin	7	167	23.9	49	0											
Stewart	4	3	1	0		0	24	B. Williams	3	36	12.0	19	0											
Brown	3	0	2	1		0	18	Webb	2	53	26.5	27	0											
Whittaker	2	1	1	0		0	12	Folkerts	1	12	12.0	12	0											
Cotchery	1	0	1	0		0	8	Tolbert	1	2	2.0	2	0											
Avant TM	1	0	1	0		0	6	TEAM	37	805	21.8	49	0											
Bersin	1	0	1	0		0	6	OPPONENTS	18	584	32.4	97	0											
Boston	1	0	0	1		0	6	* FIELD GOALS	1-19	20-29	30-39	40-49	50+											
Dickson	1	0	1	0		0	6	Gano	0/0	7/7	12/13	9/12	1/3											
Harper	1	0	0	1		0	6	TEAM	0/0	7/7	12/13	9/12	1/3											
Ogbonnaya TM	1	1	0	0		0	6	OPPONENTS	0/0	4/4	8/10	9/12	1/2											
TEAM	36	10	23	3	34/34	29/35	0	339	Gano: (28G,48N,33G)(29G,53G,38G)(40G,40G)(37G)															
OPPONENTS	44	14	25	5	44/44	22/28	0	374	(44G)(39G,38N,44G,36G)(33G)(31G,26G,46G)(31G)()															
2-Pt Conv: Cotchery, TM	1-2,	OPP	0-0						(23G,46N,63B)(30G,35G)(37G,41G)(29G,49G,50N,38G,45G)(49N,23G)(21G,48G)															
SACKS: Johnson	8.5,	Addison	6.5,	Ealy	4,				OPP: () (49N,49N)(42G,24G,45G)(57N,30G)(35N,45G)															
Edwards	4,	Short	3.5,	Horton	3,	Kuechly	3,		(44G,38G,42G,36N)(34G)(58G,29G)() (39G)(34G,42G,															
Davis	2.5,	Lotulelei	2,	Hardy	1,	Harper	1,		26G,44G)(39G)(37G,42N)(48G)(43G,31G)(21G)															
Jones	1,	TM	40,	OPP	42																			
FUM/LOST: Newton	9/5,	Brown	3/1,	Anderson	2/0,	Bersin	2/0,	Stewart	2/1,	Benjamin	1/1,	Dickson	1/0,	Kalil	1/0,	Norman	1/1,	Olsen	1/0,	Poole	(TM)	1/1,	D. Williams	1/1
* PASSING		Att	Cmp	Yds	Cmp%	Yds/Att	TD	TD%	Int	Int%	Long	Sack/Lost	Rating											
Newton		448	262	3127	58.5	6.98	18	4.0	12	2.7	51	38/300	82.1											
Anderson		97	65	701	67.0	7.23	5	5.2	0	0.0	35t	4/17	105.2											
TEAM		545	327	3828	60.0	7.02	23	4.2	12	2.2	51	42/317	86.2											
OPPONENTS		562	364	3913	64.8	6.96	25	4.4	14	2.5	81t	40/268	89.5											

CAROLINA PANTHERS 2014 REGULAR SEASON DEFENSIVE STATISTICS

PLAYER	TACKLES			SACKS	QBP	FF	FR	INT	YDS	PD	TD
	TOTAL	SOLO	ASSIST								
Luke Kuechly	166	124	42	3.0	2	1	1	1	0	12	-
Thomas Davis	129	92	37	2.5	9	2	-	-	-	5	-
Roman Harper	57	42	15	1.0	-	-	-	4	43	8	1
Antoine Cason	55	48	7	-	-	4	1	2	81	4	-
Thomas DeCoud	46	28	18	-	-	-	-	1	35	2	-
A.J. Klein	44	37	7	-	-	-	-	-	-	-	-
Charles Johnson	43	33	10	8.5	44	3	1	-	-	2	-
Dwan Edwards	39	27	12	4.0	15	-	-	1	24	1	-
Bené Benwikere	38	28	10	-	2	1	2	1	0	7	-
Josh Norman	38	32	6	-	-	1	1	2	60	11	-
Kawann Short	38	28	10	3.5	12	1	2	-	-	2	-
Melvin White	35	27	8	-	-	-	-	1	23	4	-
Colin Cole	26	13	13	-	3	-	1	-	-	-	-
Star Lotulelei	27	23	4	2.0	7	-	-	-	-	1	-
Wes Horton	26	17	9	3.0	8	1	-	-	-	1	-
Tre Boston	24	19	5	-	-	-	-	1	84	2	1
Mario Addison	21	13	8	6.5	18	1	2	-	-	-	-
Colin Jones	20	19	1	1.0	-	1	-	-	-	4	-
Charles Godfrey	18	14	4	-	-	-	-	-	-	-	-
Kony Ealy	12	9	3	4.0	9	1	-	-	-	-	-
Chase Blackburn	11	8	3	-	1	-	-	-	-	-	-
James Dockery	10	9	1	-	-	-	-	-	-	-	-
Adarius Glanton	10	6	4	-	-	1	-	-	-	-	-
Greg Hardy	3	3	0	1.0	1	1	-	-	-	-	-
Frank Alexander	1	1	0	-	2	-	-	-	-	-	-
Carrington Byndom	1	1	0	-	-	-	-	-	-	-	-
Ben Jacobs	1	1	0	-	-	-	-	-	-	-	-
Robert Lester	1	1	0	-	-	-	-	-	-	-	-
Jason Williams	1	1	0	-	-	-	-	-	-	-	-

CAROLINA PANTHERS 2014 REGULAR SEASON SPECIAL TEAMS STATISTICS

PLAYER	TACKLES	FF	FR	BLK
Ben Jacobs	9	-	-	-
A.J. Klein	8	-	-	-
Mario Addison	7	-	-	-
Chase Blackburn	4	1	-	-
Thomas DeCoud	5	-	-	-
Colin Jones	4	-	-	-
Richie Brockel	3	-	-	-
Jason Williams	3	-	-	-
Tre Boston	2	-	-	-
Corey Brown	2	-	-	-
James Dockery	2	-	-	-
Adarius Glanton	3	-	-	-
Charles Godfrey	2	-	-	-
J.J. Jansen	2	-	-	-
De'Andre Presley	2	-	-	-
Ed Dickson	1	-	-	-
Josh Norman	1	-	-	-
Mike Tolbert	1	-	-	-
Joe Webb	1	-	-	-
Fozzy Whittaker	2	-	-	-
Brandon Williams	1	-	-	-
Graham Gano	0	-	1	-

Defensive and special teams statistics based on coaches' film review.

CAROLINA PANTHERS / WEEK 19 / THROUGH SUNDAY, JANUARY 11, 2015 / POSTSEASON

WON 1, LOST 1				* RUSHING	No.	Yds	Avg	Long	TD					
01/03 W 27-16	Arizona		71,849	Stewart	37	193	5.2	35	1					
01/10 L 17-31	at Seattle		68,524	Newton	18	72	4.0	13	0					
	Car.	Opp.		D. Williams	6	30	5.0	12	0					
TOTAL FIRST DOWNS	46	24		Tolbert	4	17	4.3	7	0					
Rushing	18	7		Cotchery	2	5	2.5	5	0					
Passing	23	15		Whittaker	2	5	2.5	4	0					
Penalty	5	2		Nortman	2	-2	-1.0	6	0					
3rd Down: Made/Att	14/31	10/25		TEAM	71	320	4.5	35	1					
3rd Down Pct.	45.2	40.0		OPPONENTS	43	127	3.0	25	1					
4th Down: Made/Att	1/3	0/0		* RECEIVING	No.	Yds	Avg	Long	TD					
4th Down Pct.	33.3	0.0		Benjamin	11	108	9.8	28	2					
POSSESSION AVG.	35:35	24:26		Olsen	7	95	13.6	31	0					
TOTAL NET YARDS	748	426		Cotchery	6	39	6.5	13	0					
Avg. Per Game	374.0	213.0		Brown	5	61	12.2	23	0					
Total Plays	142	99		Dickson	3	67	22.3	34	0					
Avg. Per Play	5.3	4.3		Bersin	2	17	8.5	11	0					
NET YARDS RUSHING	320	127		Tolbert	2	15	7.5	14	1					
Avg. Per Game	160.0	63.5		D. Williams	2	2	1.0	2	0					
Total Rushes	71	43		Stewart	2	1	0.5	4	0					
NET YARDS PASSING	428	299		Whittaker	1	39	39.0	39t	1					
Avg. Per Game	214.0	149.5		TEAM	41	444	10.8	39t	4					
Sacked/Yards Lost	3/16	6/51		OPPONENTS	31	350	11.3	63t	4					
Gross Yards	444	350		* INTERCEPTIONS	No.	Yds	Avg	Long	TD					
Att./Completions	68/41	50/31		Boston	1	11	11.0	11	0					
Completion Pct.	60.3	62.0		Kuechly	1	1	1.0	1	0					
Had Intercepted	3	2		TEAM	2	12	6.0	11	0					
PUNTS/AVERAGE	8/38.3	13/35.9		OPPONENTS	3	140	46.7	90t	1					
NET PUNTING AVG.	8/34.6	13/35.9		* PUNTING	No.	Yds	Avg	Net	TB	In	Lg	B		
PENALTIES/YARDS	13/115	13/98		Nortman	8	306	38.3	34.6	1	4	49	0		
FUMBLES/BALL LOST	6/3	5/1		TEAM	8	306	38.3	34.6	1	4	49	0		
TOUCHDOWNS	5	6		OPPONENTS	13	467	35.9	35.9	0	4	52	0		
Rushing	1	1		* PUNT RETURNS	Ret	FC	Yds	Avg	Long	TD				
Passing	4	4		Bersin	1	9	0	0.0	0	0				
Returns	0	1		TEAM	1	9	0	0.0	0	0				
* SCORE BY PERIODS	Q1	Q2	Q3	Q4	OT	PTS	OPPONENTS	1	5	9	9.0	9	0	
TEAM	10	13	14	7	0	44	* KICKOFF RETURNS	No.	Yds	Avg	Long	TD		
OPPONENTS	7	21	0	19	0	47	Whittaker	3	62	20.7	23	0		
* SCORING	TD-Ru-Pa-Rt	K-PAT	FG	S	PTS	Bersin	1	24	24.0	24	0			
Gano	0	0	0	0	5/ 5	3/ 4	0	14	TEAM	4	86	21.5	24	0
Benjamin	2	0	2	0		0	12	OPPONENTS	3	85	28.3	48	0	
Stewart	1	1	0	0		0	6	* FIELD GOALS	1-19	20-29	30-39	40-49	50+	
Tolbert	1	0	1	0		0	6	Gano	0/ 0	0/ 0	2/ 2	1/ 2	0/0	
Whittaker	1	0	1	0		0	6	TEAM	0/ 0	0/ 0	2/ 2	1/ 2	0/0	
TEAM	5	1	4	0	5/ 5	3/ 4	0	44	OPPONENTS	0/ 0	0/ 0	1/ 1	0/ 0	0/0
OPPONENTS	6	1	4	1	6/ 6	1/ 1	1	47	Gano: (47G,43N,39G)(35G)					
2-Pt Conv: TM 0-0, OPP 0-0									TM: (47G,43N,39G)(35G)					
SACKS: Johnson 2, Addison 1, Davis 1, Edwards 1, Short 1, TM 6, OPP 3									OPP: ()(37G)					
FUM/LOST: Newton 3/2, Bersin 1/1, Nortman 1/0, Stewart 1/0														
* PASSING	Att	Cmp	Yds	Cmp%	Yds/Att	TD	TD%	Int	Int%	Long	Sack/Lost	Rating		
Newton	68	41	444	60.3	6.53	4	5.9	3	4.4	39t	3/ 16	80.8		
TEAM	68	41	444	60.3	6.53	4	5.9	3	4.4	39t	3/ 16	80.8		
OPPONENTS	50	31	350	62.0	7.00	4	8.0	2	4.0	63t	6/ 51	92.9		

CAROLINA PANTHERS 2014 POSTSEASON DEFENSIVE STATISTICS

PLAYER	TACKLES			SACKS	QBP	FF	FR	INT	YDS	PD	TD
	TOTAL	SOLO	ASSIST								
Thomas Davis	17	17	0	1.0	-	-	-	-	-	-	-
Luke Kuechly	17	12	5	-	-	-	-	1	1	1	0
Colin Jones	8	7	1	-	-	-	-	-	-	-	-
Roman Harper	5	5	0	-	-	-	-	-	-	-	-
Charles Johnson	5	5	0	2.0	4	-	-	-	-	-	-
Josh Norman	5	3	2	-	-	-	-	-	-	1	-
Kony Ealy	4	3	1	-	-	-	-	-	-	-	-
Dwan Edwards	4	3	1	1.0	2	-	-	-	-	-	-
Kawann Short	4	2	2	1.0	1	-	-	-	-	-	-
Mario Addison	3	2	1	1.0	-	-	-	-	-	-	-
Bené Benwikere	3	2	1	-	-	-	-	-	-	1	-
Tre Boston	3	3	0	-	-	-	-	1	11	-	-
Wes Horton	3	2	1	-	1	-	-	-	-	1	-
Star Lotulelei	3	3	0	-	-	-	-	-	-	-	-
Colin Cole	3	2	1	-	1	-	-	-	-	-	-
Kyle Love	2	0	2	-	-	-	-	-	-	-	-
Adarius Glanton	1	0	1	-	-	-	-	-	-	1	-
Melvin White	0	0	0	-	-	-	-	-	-	1	-

CAROLINA PANTHERS 2014 POSTSEASON SPECIAL TEAMS STATISTICS

PLAYER	TACKLES	FF	FR	BLK
Graham Gano	1	-	-	-
Adarius Glanton	1	-	-	-
Joe Webb	1	-	-	-
Melvin White	1	1	-	-
Brandon Williams	1	-	-	-
Kevin Reddick	0	-	1	-

Defensive and special teams statistics based on coaches' film review.



***PLAYERS NOT
LISTED IN THE
MEDIA GUIDE***

Avius Capers

Wide Receiver
Rookie Season

Johnson C. Smith
1st with Panthers

5-9 • 200 • 5/30/92
FA '15

TRANSACTIONS

Signed as an undrafted rookie free agent by Carolina (7/30/15).

COLLEGE

Played in 38 games with 15 starts at Johnson C. Smith...Tallied 136 receptions for 1,554 yards with 13 touchdowns...**2014 (Sr.):** Played in 10 games with seven starts...Recorded 40 catches for 449 yards and two touchdowns...**2013 (Jr.):** Played in nine games...Posted 36 receptions for 363 yards and tied for first on the team with five receiving touchdowns...**2012:** Redshirted...**2011 (So):** Played in 11 games with eight starts...Led the Golden Bulls with 39 catches for 429 yards and four touchdowns...**2010 (Fr.):** Played in eight games...Caught 21 passes for 313 yards and two touchdowns.

PERSONAL

Attended Independence HS in Charlotte, N.C....Majored in computer engineering at Johnson C. Smith.

T.J. Heath

Cornerback
2nd NFL Season

Jacksonville State
1st with Panthers

6-0 • 190 • 9/11/87
FA '15

TRANSACTIONS

Signed as a free agent by Carolina (8/5/15)...Waived by Miami (5/5/15)...Signed as a free agent by Miami (3/12/15)...Signed as a free agent from practice squad by Miami (12/13/14)...Signed to practice squad by Miami (11/10/14)...Waived by Cleveland (8/25/14)...Signed as a free agent by Cleveland (12/30/13)...Signed to practice squad by Cleveland (12/4/13)...Waived by Buffalo (8/31/13)...Signed as a free agent from practice squad by Buffalo (12/5/12)...Signed to practice squad by Buffalo (9/3/12)...Waived by Cincinnati (8/31/12)...Signed as a free agent by Cincinnati (8/4/12)...Waived by Jacksonville (7/31/12)...Placed on injured reserve with an injured shoulder by Jacksonville (12/12/11)...Signed as a free agent from practice squad by Jacksonville (10/18/11)...Signed to practice squad by Jacksonville (9/5/11)...Waived by Jacksonville (9/3/11)...Signed as an undrafted rookie free agent by Jacksonville (7/28/11).

GP/GS

Career (7/0); 2014 (2/0); 2012 (0/0); 2011 (5/0).

2015

Waived by Miami following the NFL Draft (5/5).

2014

Played in two games and did not play in one game for Miami in addition to having a stint on the team's practice squad...Did not record any statistics...Attended training camp with Cleveland and was waived in the roster reduction to 75 players (8/25)...Signed to the practice squad by the Dolphins (11/10), where he remained for four games prior to being promoted to the 53-man roster for the last three games.

2013

Spent the last four games on Cleveland's practice squad...Attended training camp with Buffalo and was waived in the final roster cutdown (8/31).

2012

Spent the first 12 games on Buffalo's practice squad before being signed to the 53-man roster (12/5)...Did not play in two games and was inactive for two games...After being waived at the beginning of training camp by Jacksonville (7/31), joined Cincinnati for the preseason and was waived in the final roster cutdown (8/31).

2011

Signed as an undrafted rookie free agent by Jacksonville (7/28)...Spent the first six games on the Jaguars' practice squad before being elevated to the 53-man roster (10/18)...Played in five games, making his NFL debut versus Baltimore (10/24)...Collected two special teams tackles...Inactive versus San Diego (12/5) prior to suffering a shoulder injury in practice (12/8) that caused him to be inactive versus Tampa Bay (12/11) and be placed on injured reserve (12/12).

COLLEGE

Played in 44 games with 33 starts at Jacksonville State...Compiled 145 tackles, 10 interceptions – three of which were returned for touchdowns – 25 passes defended, three forced fumbles and three fumble recoveries...**2010 (Sr.):** First-team All-Ohio Valley Conference selection...Started 12 games...Recorded 36 tackles, one interception, four passes defended, one forced fumble and one fumble recovery...**2009 (Jr.):** Second-team All-American...First-team All-Ohio Valley Conference choice...Started 11 games...Finished second in the conference with six interceptions and ranked first with 10 passes defended...Posted 34 tackles and one forced fumble...**2008 (So.):** Played in 11 games with 10 starts...Registered 42 tackles, one interception, a team-leading seven passes defended, one forced

fumble and one fumble recovery...**2007 (Fr.):** Played in 10 games...Tied for the team lead with two interceptions to go along with four passes defended...Notched 33 tackles and one fumble recovery.

PERSONAL

Attended Alexandria (Ala.) HS.

Tony Hills

Tackle
7th NFL Season

Texas
1st with Panthers

6-5 • 305 • 11/4/84
FA '15

TRANSACTIONS

Signed as a free agent by Carolina (7/28/15)...Signed as a free agent from Miami's practice squad by Dallas (10/15/14)...Signed to practice squad by Miami (9/1/14)...Released by Miami (8/30/14)...Signed as a free agent by Miami (7/28/14)...Released by Oakland (8/31/13)...Signed as a free agent by Oakland (8/20/13)...Released by Buffalo (8/19/13)...Signed as a free agent by Buffalo (7/28/13)...Signed as a free agent from practice squad by Indianapolis (10/6/12)...Signed to practice squad by Indianapolis (9/19/12)...Released by Denver (8/31/12)...Signed as a free agent by Denver (9/7/11)...Waived by Pittsburgh (9/3/11)...Selected in the fourth round (130th overall) of the NFL Draft by Pittsburgh (4/27/08).

GP/GS

Career (13/1) [4/0]; 2014 (3/0) [2/0]; 2012 (6/1) [0/0]; 2011 (0/0) [1/0]; 2010 (4/0) [1/0]; 2009 (0/0); 2008 (0/0) [0/0].

2014

Signed as a free agent by Dallas (10/15) from Miami's practice squad, where he spent the first six weeks of the season...Played in three games as a reserve tackle and guard, did not play in two games and was inactive for five games...**POSTSEASON:** Played in NFC Wild Card versus Detroit (1/4) and NFC Divisional Playoff at Green Bay (1/11).

2013

Attended training camp with Buffalo and was released after the second preseason game (8/19)...Joined Oakland for the remainder of the preseason and was released in the final roster cutdown (8/31).

2012

Played in six games with one start, did not play in one game and was inactive for six games for Indianapolis in addition to having a stint on the Colts' practice squad...Attended training camp with Denver and was released in the final roster cutdown (8/31)...Signed to the practice squad by Indianapolis (9/19), where he remained for two weeks prior to being promoted to the active roster (10/6)...**Vs. Cleveland (10/21):** Made first NFL start, lining up as an extra offensive lineman...**POSTSEASON:** Inactive for AFC Wild Card at Baltimore (1/6).

2011

Signed as a free agent by Denver (9/7) after being waived in the final roster cutdown by Pittsburgh (9/3)...Did not play in one game and was inactive for 15 games...**POSTSEASON:** Played in AFC Wild Card versus Pittsburgh (1/8) and was active but did not play in AFC Divisional Playoff at New England (1/14).

2010

Played in four games and was inactive for 12 games for Pittsburgh...**At Tennessee (9/19):** Made NFL debut, seeing action at tackle...**POSTSEASON:** Inactive for AFC Divisional Playoff versus Baltimore (1/15) and AFC Championship versus the New York Jets (1/23) before playing on special teams and offense in Super Bowl XLV versus Green Bay (2/6).

2009

Did not play in three games and was inactive for 13 games for Pittsburgh.

2008

Drafted in the fourth round (130th overall) by Pittsburgh...Inactive for all 16 games...**POSTSEASON:** Inactive for all three games, including Super Bowl XLIII versus Arizona (2/1).

COLLEGE

Played in 42 games with 24 starts at Texas...Over final two seasons, delivered 131 knockdowns and 17 touchdown-resulting blocks and allowed four quarterback sacks and seven quarterback pressures...**2007 (Sr.):** First-team All-American...First-team All-Big 12 Conference selection...Named the Longhorns' most outstanding offensive lineman...Started 11 games at left tackle...**2006 (Jr.):** All-Big 12 Conference honorable mention...Earned the Longhorns' most improved offensive player award...Started 13 games at left tackle...**2005 (So.):** Played in 11 games as a reserve offensive lineman...Contributed to offense that ranked first in the nation in scoring offense, second in rushing offense and third in total offense...**2004 (Fr.):** Played in seven games on offense and special teams...**2003:** Redshirted while recovering from knee surgery.

PERSONAL

Attended Alief Elsik HS in Houston, Texas...Majored in liberal arts at Texas.

Kenny Horsley

Defensive Tackle
1st NFL Season

Mesabi Range (Minn.)
1st with Panthers

6-6 • 295 • 3/15/88
FA '15

TRANSACTIONS

Signed as a free agent by Carolina (8/5/15)...Waived Washington (5/4/15)...Signed as a free agent by Washington (1/2/15).

2014 IFL

Played in six games for Wyoming...Collected nine tackles, one sack, one forced fumble, one interception and one pass defensed.

2013 CFL

Played in two games for Toronto...Recorded two tackles.

COLLEGE

Finished career at Mesabi Range (Minn.) Community College after spending two years at Bethel University...Earned Minnesota College Athletic Conference all-division first-team honors after producing 40 tackles, 16 tackles for loss and 15 sacks in nine starts as a senior in 2012.

PERSONAL

Attended Bloomington (Ind.) North HS.

Davonte Wallace

Tackle
2nd NFL Season

New Mexico State
1st with Panthers

6-3 • 315 • 12/21/91
FA '15

TRANSACTIONS

Signed as a free agent by Carolina (7/28/15)...Waived by Miami (4/22/15)...Placed on injured reserve with an injured shoulder by Miami (8/30/14)...Signed as an undrafted rookie free agent by Miami (5/13/14).

GP/GS

Career (0/0); 2014 (IR).

2014

Signed as an undrafted rookie free agent by Miami (5/13)...Spent the entire season on injured reserve with a torn labrum.

COLLEGE

Played in 49 games, starting the final 48 of his career, at New Mexico State...**2013 (Sr.):** Started 12 games at left tackle...**2012 (Jr.):** Second-team All-Western Athletic Conference choice...Became the Aggies first offensive lineman to earn all-conference honors in consecutive seasons since 2003 and 2004...Started 12 games at left tackle...**2011 (So.):** Second-team All-Western Athletic Conference selection...Started 13 games at left tackle...**2010 (Fr.):** Played in 12 games with 11 starts at left tackle.

PERSONAL

Attended Irvin HS in El Paso, Texas...Majored in sociology at New Mexico State.



***LAST WEEK'S
PLAY-BY-PLAY***

National Football League Game Summary

NFL Copyright © 2015 by The National Football League. All rights reserved. This summary and play-by-play is for the express purpose of assisting media in their coverage of the game; any other use of this material is prohibited without the written permission of the National Football League. Updated: 8/24/2015

Date: Saturday, 8/22/2015

Miami Dolphins at Carolina Panthers
at Bank of America Stadium, Charlotte, North Carolina

Start Time: 7:04 PM EDT

Game Day Weather

Game Weather: Mostly Sunny
Played Outdoors on Turf: Natural Grass

Temp: 85° F (29.4° C) Humidity: 76%, Wind: NNE 4 mph

Officials

Referee: Corrente, Tony (99) Umpire: Moten, Mike (153) Ferrell, Dan (64) Head Linesman: Hayward, George (54)
Line Judge: Longson, Bart (2) Side Judge: Washington, Keith (7) Field Judge: Dickson, Ryan (140)
Back Judge: Wilson, Greg (19) Replay Official: Slavin, Howard ()

Lineups

Miami Dolphins			Carolina Panthers				
Offense		Defense	Offense		Defense		
WR 18	R.Matthews	LE 91	C.Wake	WR 84	E.Dickson	LDE 90	F.Alexander
LT 74	J.Fox	DT 93	N.Suh	LT 73	M.Oher	LDT 61	K.Love
LG 63	D.Thomas	DT 90	E.Mitchell	LG 68	A.Norwell	RDT 92	D.Edwards
C 51	M.Pouncey	RE 78	T.Fede	C 67	R.Kalil	RDE 94	K.Ealy
RG 77	B.Turner	LB 58	C.McCain	RG 70	T.Turner	SLB 54	S.Thompson
RT 70	J.James	LB 52	K.Sheppard	RT 74	M.Remmers	MLB 59	L.Kuechly
TE 84	J.Cameron	LB 53	J.Jenkins	TE 88	G.Olsen	WLB 58	T.Davis
WR 10	K.Stills	CB 24	Br.McCain	WR 16	C.Brown	LCB 25	B.Benwikere
QB 17	R.Tannehill	CB 22	J.Taylor	QB 1	C.Newton	RCB 24	J.Norman
RB 26	L.Miller	S 35	W.Aikens	FB 47	R.Brockel	SS 41	R.Harper
WR 14	J.Landry	S 20	R.Jones	RB 28	J.Stewart	FS 20	K.Coleman

Substitutions

WR 1 C.Jones, P 2 B.Fields, K 3 A.Franks, P 4 M.Darr, QB 5 J.Freeman, WR 6 T.Streeter, WR 7 C.Hamilton, QB 8 M.Moore, K 9 C.Sturgis, WR 15 T.McDonald, QB 16 M.Bethel-Thompson, WR 19 M.Preston, RB 23 M.Gillislee, RB 27 L.James, DB 28 Bo.McCain, DB 29 W.Davis, CB 30 Z.Bowman, DB 31 M.Thomas, RB 32 D.Bronson, RB 34 D.Williams, DB 36 T.Lippett, DB 37 S.Seamster, WR 40 K.Cone, DB 41 C.Thompson, LB 42 S.Paysinger, DB 43 P.Thomas, DB 44 J.Kovacs, LB 45 M.Hull, LB 46 N.Hewitt, DE 47 R.Drew, LB 48 J.Luc, LB 49 Z.Vigil, LB 56 J.Davidson, C 59 J.Walton, T 60 A.Walker, G 61 D.Hawkins, DT 62 D.Coleman, C 65 S.Brenner, G 66 J.McClendon, DE 67 K.Montgomery, G 69 M.Liedtke, T 72 J.Linkenbach, DT 73 C.Barnett, G 75 J.Douglas, DT 76 A.Johnson, DE 79 D.Shelby, G 79 B.Browning, TE 80 D.Sims, WR 81 L.Byrd, TE 82 T.Semisch, WR 83 M.Hazel, TE 86 J.Stoneburner, WR 87 D.Aultman, WR 89 G.Robinson, LS 92 J.Denney, DE 94 C.Mosley, DT 96 A.Francis, DT 97 J.Phillips, DE 98 E.Dieke

Substitutions

QB 3 D.Anderson, K 6 M.Wile, WR 7 P.Browning, P 8 B.Nortman, K 9 G.Gano, WR 11 B.Bersin, WR 12 M.Brown, QB 14 J.Webb, WR 15 J.Boykin, WR 18 D.Byrd, WR 19 T.Ginn, CB 21 T.Williams, DB 23 M.White, DB 26 T.Heath, SS 29 D.Marlowe, RB 30 J.Todman, RB 32 B.Wegher, DB 33 T.Boston, RB 34 C.Artis-Payne, FB 35 M.Tolbert, DB 36 M.Ball, DB 37 C.Byndom, DB 38 R.Lester, RB 43 F.Whittaker, LS 44 J.Jansen, FB 46 L.Ward, LB 50 B.Blechen, LB 52 K.Reddick, LB 53 B.Jacobs, LB 55 D.Mayo, LB 56 A.Klein, LB 57 A.Glanton, T 60 Da.Williams, DT 62 T.Redden, G 62 J.McCray, T 63 D.Foucault, C 64 B.Folkerts, DT 65 C.Alecxih, G 65 R.Henry, DT 69 K.Horsley, DE 71 A.Miley, DT 72 M.Regis, T 75 T.Hills, DE 76 S.Miller, DE 77 R.Cox, T 77 M.Wallace, T 79 C.Scott, TE 80 S.Simonson, WR 81 A.Capers, WR 82 J.Cotchery, WR 83 M.Lucas, TE 85 J.Childers, DT 91 C.Cole, OLB 93 J.Trusnik, DE 96 W.Horton, DE 97 M.Addison

Did Not Play

WR 11 D.Parker, CB 21 B.Grimes, FS 25 L.Delmas, RB 33 J.Ajayi, DB 38 D.Jones, DE 50 O.Vernon, OLB 55 K.Misi, LB 57 J.Tripp, T 71 B.Albert, WR 85 G.Jennings

Did Not Play

DB 10 D.Presley, DB 42 C.Jones, T 78 N.Chandler, TE 86 B.Williams

Not Active

Not Active

WR 13 K.Benjamin, WR 17 D.Funchess, DB 22 L.Young, CB 31 C.Tillman, G 66 A.Silatolu, G 71 D.Wallace, DE 95 C.Johnson, DT 98 S.Lotulelei, DT 99 K.Short

Field Goals (made () & missed)

Player	Made	Missed	Total
C.Sturgis	(49)		
G.Gano		(48) (46) (52)	
	1	2	3
	4		4
	7	7	14
	0	9	9
	7	7	14
	15	0	15
	0		0
			30
			31

Scoring Plays

Team	Qtr	Time	Play Description (Extra Point) (Drive Info)	Visitor	Home
Dolphins	1	6:25	D.Williams 1 yd. run (A.Franks kick) (7-49, 3:27)	7	0
Dolphins	2	14:55	D.Williams 11 yd. pass from R.Tannehill (A.Franks kick) (10-63, 5:30)	14	0

National Football League Game Summary

NFL Copyright © 2015 by The National Football League. All rights reserved. This summary and play-by-play is for the express purpose of assisting media in their coverage of the game; any other use of this material is prohibited without the written permission of the National Football League. Updated: 8/24/2015

Panthers	2	3:19	G.Gano 48 yd. Field Goal (7-35, 2:18)	14	3
Panthers	2	1:30	G.Gano 46 yd. Field Goal (7-38, 0:34)	14	6
Panthers	2	0:13	G.Gano 52 yd. Field Goal (6-13, 0:53)	14	9
Dolphins	3	7:23	M.Hazel 4 yd. pass from M.Moore (C.Sturgis kick) (13-65, 6:12)	21	9
Panthers	3	2:29	B.Wegher 9 yd. run (G.Gano kick) (10-80, 4:54)	21	16
Dolphins	4	10:43	C.Sturgis 49 yd. Field Goal (7-49, 3:00)	24	16
Panthers	4	3:15	D.Byrd 18 yd. pass from J.Webb (J.Webb run) (6-65, 2:51)	24	24
Panthers	4	2:49	B.Wegher 4 yd. run (G.Gano kick) (1-4, 0:03)	24	31
Dolphins	4	2:13	G.Robinson 56 yd. pass from J.Freeman (pass failed) (3-56, 0:36)	30	31
Paid Attendance: 70,323				Time: 3:23	

Final Individual Statistics

Miami Dolphins

Carolina Panthers

Miami Dolphins								Carolina Panthers									
RUSHING								RUSHING									
	ATT	YDS	AVG	LG	TD			ATT	YDS	AVG	LG	TD					
L.James	6	45	7.5	22	0	C.Artis-Payne		4	33	8.3	29	0					
M.Gillislee	7	16	2.3	6	0	J.Todman		5	25	5.0	17	0					
D.Williams	4	14	3.5	8	1	B.Wegher		6	24	4.0	12	2					
R.Tannehill	1	11	11.0	11	0	J.Webb		6	16	2.7	9	0					
L.Miller	3	5	1.7	4	0	C.Brown		1	9	9.0	9	0					
M.Moore	2	0	0.0	1	0	M.Tolbert		3	6	2.0	6	0					
D.Bronson	2	-3	-1.5	-1	0	F.Whittaker		1	4	4.0	4	0					
						J.Stewart		2	2	1.0	1	0					
						C.Newton		1	0	0.0	0	0					
Total	25	88	3.5	22	1	Total		29	119	4.1	29	2					
PASSING								PASSING									
	ATT	CMP	YDS	SK/YD	TD	LG	IN	RT		ATT	CMP	YDS	SK/YD	TD	LG	IN	RT
R.Tannehill	15	12	102	1/3	1	36	0	117.2	J.Webb	17	12	131	2/15	1	18	0	112.6
M.Moore	11	6	55	1/6	1	24	1	60.8	D.Anderson	16	8	87	0/0	0	20	0	66.4
M.Bethel-Thompson	6	5	46	0/0	0	31	0	98.6	C.Newton	10	4	42	0/0	0	15	1	13.3
J.Freeman	5	1	56	0/0	1	56	1	73.8									
Total	37	24	259	2/9	3	56	2	89.8	Total	43	24	260	2/15	1	20	1	71.9
PASS RECEIVING								PASS RECEIVING									
	TAR	REC	YDS	AVG	LG	TD			TAR	REC	YDS	AVG	LG	TD			
M.Hazel	7	4	47	11.8	24	1	J.Boykin		12	6	53	8.8	17	0			
J.Landry	5	4	20	5.0	8	0	M.Brown		6	5	58	11.6	15	0			
G.Robinson	2	2	61	30.5	56	1	S.Simonson		4	4	35	8.8	17	0			
L.Miller	2	2	38	19.0	36	0	G.Olsen		4	3	27	9.0	15	0			
R.Matthews	2	2	22	11.0	16	0	D.Byrd		2	2	36	18.0	18	1			
T.Semisch	2	2	11	5.5	6	0	B.Bersin		4	1	20	20.0	20	0			
D.Aultman	1	1	31	31.0	31	0	T.Ginn		1	1	15	15.0	15	0			
D.Williams	1	1	11	11.0	11	1	M.Lucas		2	1	11	11.0	11	0			
M.Preston	2	1	6	6.0	6	0	B.Wegher		1	1	5	5.0	5	0			
M.Gillislee	2	1	5	5.0	5	0	C.Brown		3	0	0	0.0	0	0			
K.Stills	1	1	5	5.0	5	0	J.Stewart		1	0	0	0.0	0	0			
L.James	2	1	3	3.0	3	0	E.Dickson		1	0	0	0.0	0	0			
J.Cameron	2	1	0	0.0	0	0	P.Browning		1	0	0	0.0	0	0			
D.Bronson	3	1	-1	-1.0	-1	0											
C.Hamilton	2	0	0	0.0	0	0											
Total	36	24	259	10.8	56	3	Total		42	24	260	10.8	20	1			
INTERCEPTIONS								INTERCEPTIONS									
	NO	YDS	AVG	LG	TD			NO	YDS	AVG	LG	TD					
J.Taylor	1	27	27.0	27	0	T.Redden		1	13	13.0	13	0					
						T.Williams		1	0	0.0	0	0					
Total	1	27	27.0	27	0	Total		2	13	6.5	13	0					
PUNTING								PUNTING									
	NO	YDS	AVG	NET	TB	IN20	LG		NO	YDS	AVG	NET	TB	IN20	LG		
B.Fields	3	160	53.3	47.0	0	1	56	M.Wile	3	161	53.7	32.0	2	0	60		
M.Darr	2	106	53.0	47.0	0	0	56	B.Nortman	2	105	52.5	38.5	0	0	56		
Total	5	266	53.2	47.0	0	1	56	Total	5	266	53.2	34.6	2	0	60		
PUNT RETURNS								PUNT RETURNS									
	NO	YDS	AVG	FC	LG	TD			NO	YDS	AVG	FC	LG	TD			
L.James	2	28	14.0	0	21	0	D.Byrd		3	20	6.7	0	9	0			
C.Jones	1	25	25.0	0	25	0	T.Ginn		2	11	5.5	0	11	0			
[TOUCHBACK]	2	0	0.0	0	0	0											
Total	3	53	17.7	0	25	0	Total		5	31	6.2	0	11	0			
KICKOFF RETURNS								KICKOFF RETURNS									
	NO	YDS	AVG	FC	LG	TD			NO	YDS	AVG	FC	LG	TD			
C.Jones	3	84	28.0	0	46	0	J.Todman		1	21	21.0	0	21	0			
L.James	1	31	31.0	0	31	0	[TOUCHBACK]		5	0	0.0	0	0	0			
[TOUCHBACK]	3	0	0.0	0	0	0											
Total	4	115	28.8	0	46	0	Total		1	21	21.0	0	21	0			

Final Individual Statistics

Miami Dolphins

FUMBLES	FUM	LOST	OWN-REC	YDS	TD	FORCED	OPP-REC	YDS	TD	OUT-BDS
R.Tannehill	1	0	1	0	0	0	0	0	0	0
M.Moore	1	0	0	0	0	0	0	0	0	0
D.Williams	1	1	0	0	0	0	0	0	0	1
A.Walker	0	0	1	0	0	0	0	0	0	0
Total	3	1	2	0	0	0	0	0	0	1

Carolina Panthers

FUMBLES	FUM	LOST	OWN-REC	YDS	TD	FORCED	OPP-REC	YDS	TD	OUT-BDS
K.Ealy	0	0	0	0	0	1	0	0	0	0
W.Horton	0	0	0	0	0	1	0	0	0	0
Total	0	0	0	0	0	2	0	0	0	0

Final Team Statistics

	Visitor Dolphins	Home Panthers
TOTAL FIRST DOWNS	19	24
By Rushing	5	7
By Passing	12	14
By Penalty	2	3
THIRD DOWN EFFICIENCY	9-16-56%	3-13-23%
FOURTH DOWN EFFICIENCY	0-0-0%	1-2-50%
TOTAL NET YARDS	338	364
Total Offensive Plays (inc. times thrown passing)	64	74
Average gain per offensive play	5.3	4.9
NET YARDS RUSHING	88	119
Total Rushing Plays	25	29
Average gain per rushing play	3.5	4.1
Tackles for a loss-number and yards	4-7	4-7
NET YARDS PASSING	250	245
Times thrown - yards lost attempting to pass	2-9	2-15
Gross yards passing	259	260
PASS ATTEMPTS-COMPLETIONS-HAD INTERCEPTED	37-24-2	43-24-1
Avg gain per pass play (inc.# thrown passing)	6.4	5.4
KICKOFFS Number-In End Zone-Touchbacks	6-6-5	7-7-3
PUNTS Number and Average	5-53.2	5-53.2
Had Blocked	0	0
FGs - PATs Had Blocked	0-0	0-0
Net Punting Average	47.0	34.6
TOTAL RETURN YARDAGE (Not Including Kickoffs)	80	44
No. and Yards Punt Returns	3-53	5-31
No. and Yards Kickoff Returns	4-115	1-21
No. and Yards Interception Returns	1-27	2-13
PENALTIES Number and Yards	8-96	9-46
FUMBLES Number and Lost	3-1	0-0
TOUCHDOWNS	4	3
Rushing	1	2
Passing	3	1
EXTRA POINTS Made-Attempts	3-4	3-3
Kicking Made-Attempts	3-3	2-2
Passing Made-Attempts	0-1	0-0
Rushing Made-Attempts	0-0	1-1
FIELD GOALS Made-Attempts	1-1	3-3
RED ZONE EFFICIENCY	3-4-75%	3-4-75%
GOAL TO GO EFFICIENCY	2-3-67%	1-2-50%
SAFETIES	0	0
FINAL SCORE	30	31
TIME OF POSSESSION	30:40	29:20

Ball Possession And Drive Chart

Miami Dolphins

#	Time Recd	Time Lost	Time Poss	How Ball Obtained	Drive Began	# Play	Yds Gain	Yds Pen	Net Yds	1st Down	Last Scrm	How Given Up
1	15:00	11:18	3:42	Kickoff	MIA 20	6	14	0	14	1	MIA 34	Punt
2	9:52	6:25	3:27	Punt	CAR 49	7	49	0	49	3	* CAR 1	Touchdown
3	5:25	14:55	5:30	Punt	MIA 37	10	64	-1	63	5	* CAR 11	Touchdown
4	14:44	14:01	0:43	Interception	CAR 3	1	2	0	2	0	* CAR 3	Fumble
5	7:38	5:37	2:01	Downs	MIA 1	5	19	0	19	1	MIA 20	Punt
6	3:19	2:04	1:15	Kickoff	MIA 20	3	7	0	7	0	MIA 27	Punt
7	1:30	1:06	0:24	Kickoff	MIA 20	2	14	0	14	1	MIA 34	Interception
8	0:13	0:00	0:13	Kickoff	MIA 14	1	-1	0	-1	0	MIA 14	End of Half
9	13:35	7:23	6:12	Punt	MIA 35	13	65	0	65	5	* CAR 4	Touchdown
10	2:29	0:44	1:45	Kickoff	MIA 8	3	2	0	2	0	MIA 10	Punt
11	13:43	10:43	3:00	Punt	MIA 20	7	49	0	49	2	CAR 31	Field Goal
12	7:35	6:06	1:29	Punt	MIA 20	3	-2	0	-2	0	MIA 18	Punt
13	3:15	2:52	0:23	Kickoff	MIA 19	1	0	0	0	0	MIA 19	Interception
14	2:49	2:13	0:36	Kickoff	MIA 44	3	56	0	56	1	MIA 44	Touchdown

(406) Average MIA 29

Carolina Panthers

#	Time Recd	Time Lost	Time Poss	How Ball Obtained	Drive Began	# Play	Yds Gain	Yds Pen	Net Yds	1st Down	Last Scrm	How Given Up
1	11:18	9:52	1:26	Punt	CAR 7	3	7	0	7	0	CAR 14	Punt
2	6:25	5:25	1:00	Kickoff	CAR 20	3	1	0	1	0	CAR 21	Punt
3	14:55	14:44	0:11	Kickoff	CAR 20	1	0	0	0	0	CAR 20	Interception
4	14:01	7:38	6:23	Fumble	CAR 20	14	84	-5	79	5	* MIA 1	Downs
5	5:37	3:19	2:18	Punt	CAR 35	7	40	-5	35	2	MIA 30	Field Goal
6	2:04	1:30	0:34	Punt	CAR 34	7	38	0	38	2	MIA 28	Field Goal
7	1:06	0:13	0:53	Interception	MIA 47	6	13	0	13	1	MIA 34	Field Goal
8	15:00	13:35	1:25	Kickoff	CAR 20	3	10	0	10	0	CAR 30	Punt
9	7:23	2:29	4:54	Kickoff	CAR 20	10	75	5	80	5	* MIA 9	Touchdown
10	0:44	13:43	2:01	Punt	CAR 43	3	8	-5	3	0	CAR 46	Punt
11	10:43	7:35	3:08	Kickoff	CAR 20	5	38	-5	33	2	MIA 47	Punt
12	6:06	3:15	2:51	Punt	CAR 35	6	16	49	65	3	* MIA 18	Touchdown
13	2:52	2:49	0:03	Interception	MIA 4	1	4	0	4	1	* MIA 4	Touchdown
14	2:13	0:00	2:13	Kickoff	CAR 20	8	31	0	31	3	MIA 48	End of Game

(443) Average CAR 32

* inside opponent's 20

Time of Possession by Quarter		1st	2nd	3rd	4th	OT	Total
Visitor	Miami Dolphins	12:34	4:41	7:57	5:28		30:40
Home	Carolina Panthers	2:26	10:19	7:03	9:32		29:20

Kickoff Drive No.-Start Average Dolphins: 7 - MIA 21 Panthers: 6 - CAR 20

Final Defensive Statistics

Miami Dolphins	Regular Defensive Plays												Special Teams					Misc			
	TKL	AST	COMB	SK	/ YDS	TFL	Q	IN	PD	FF	FR	TKL	AST	FF	FR	BL	TKL	AST	FF	FR	
C.Thompson	4	1	5	0	0	0	0	0	0	0	0	0	1	0	0	0	0	0	0	0	0
S.Paysinger	3	1	4	0	0	0	0	0	0	0	0	1	0	0	0	0	0	0	0	0	0
M.Thomas	3	1	4	0	0	0	0	0	0	0	0	0	0	0	0	0	0	0	0	0	0
W.Aikens	2	2	4	0	0	0	0	0	0	0	0	0	0	0	0	0	0	0	0	0	0
Z.Vigil	2	2	4	0	0	0	0	0	0	0	0	0	0	0	0	0	0	0	0	0	0
W.Davis	3	0	3	0	0	0	0	0	0	0	0	0	0	0	0	0	0	0	0	0	0
E.Dieke	2	1	3	1	6	1	1	0	0	0	0	0	0	0	0	0	0	0	0	0	0
R.Jones	2	1	3	0	0	0	0	0	0	0	0	0	0	0	0	0	0	0	0	0	0
C.McCain	1	2	3	0	0	0	0	0	1	0	0	0	0	0	0	0	0	0	0	0	0
K.Sheppard	1	2	3	0	0	0	0	0	0	0	0	0	0	0	0	0	0	0	0	0	0
T.Fede	0	3	3	0	0	0	1	0	0	0	0	0	0	0	0	0	0	0	0	0	0
A.Francis	2	0	2	1	9	2	1	0	0	0	0	0	0	0	0	0	0	0	0	0	0
J.Taylor	2	0	2	0	0	0	0	1	1	0	0	0	0	0	0	0	0	0	0	0	0
D.Shelby	2	0	2	0	0	1	0	0	0	0	0	0	0	0	0	0	0	0	0	0	0
P.Thomas	2	0	2	0	0	0	0	0	0	0	0	0	0	0	0	0	0	0	0	0	0
S.Seamster	2	0	2	0	0	0	0	0	0	0	0	0	0	0	0	0	0	0	0	0	0
T.Lippett	1	0	1	0	0	0	0	0	1	0	0	0	1	0	0	0	0	0	0	0	0
Z.Bowman	1	0	1	0	0	0	0	0	0	0	0	0	0	0	0	0	0	0	0	0	0
M.Hull	1	0	1	0	0	0	0	0	0	0	0	0	0	0	0	0	0	0	0	0	0
N.Hewitt	0	1	1	0	0	0	0	0	0	0	0	1	0	0	0	0	0	0	0	0	0
J.Luc	0	1	1	0	0	0	0	0	0	0	0	1	0	0	0	0	0	0	0	0	0
J.Jenkins	0	1	1	0	0	0	0	0	0	0	0	0	0	0	0	0	0	0	0	0	0
N.Suh	0	1	1	0	0	0	0	0	0	0	0	0	0	0	0	0	0	0	0	0	0
D.Coleman	0	1	1	0	0	0	0	0	0	0	0	0	0	0	0	0	0	0	0	0	0
J.Kovacs	0	1	1	0	0	0	0	0	0	0	0	0	0	0	0	0	0	0	0	0	0
R.Drew	0	1	1	0	0	0	0	0	0	0	0	0	0	0	0	0	0	0	0	0	0
A.Johnson	0	1	1	0	0	0	0	0	0	0	0	0	0	0	0	0	0	0	0	0	0
Bo.McCain	0	0	0	0	0	0	0	0	0	0	0	1	0	0	0	0	0	0	0	0	0
K.Cone	0	0	0	0	0	0	0	0	0	0	0	1	0	0	0	0	0	0	0	0	0
M.Preston	0	0	0	0	0	0	0	0	0	0	0	0	0	0	0	0	1	0	0	0	0
J.Linkenbach	0	0	0	0	0	0	0	0	0	0	0	0	0	0	0	0	0	1	0	0	0
T.Semisch	0	0	0	0	0	0	0	0	0	0	0	0	0	0	0	0	0	1	0	0	0
R.Tannehill	0	0	0	0	0	0	0	0	0	0	0	0	0	0	0	0	0	0	0	0	1
A.Walker	0	0	0	0	0	0	0	0	0	0	0	0	0	0	0	0	0	0	0	0	1
Total	36	24	60	2	15	4	3	1	3	0	0	5	2	0	0	0	1	2	0	2	2

TKL = Tackle AST = Assist COMB = Combined QH=QB Hit IN = Interception PD = Pass Defense FF = Forced Fumble FR = Fumble Recovery

Final Defensive Statistics

Carolina Panthers	Regular Defensive Plays											Special Teams					Misc			
	TKL	AST	COMB	SK	/ YDS	TFL	QH	IN	PD	FF	FR	TKL	AST	FF	FR	BL	TKL	AST	FF	FR
A.Klein	3	3	6	0	0	0	0	0	2	0	0	0	0	0	0	0	0	0	0	0
T.Davis	3	1	4	0	0	0	0	0	0	0	0	0	0	0	0	0	0	0	0	0
M.White	2	2	4	0	0	0	0	0	0	0	0	0	0	0	0	0	0	0	0	0
C.Byndom	2	2	4	0	0	0	0	0	0	0	0	0	0	0	0	0	0	0	0	0
W.Horton	3	0	3	1	6	1	0	0	0	1	0	0	0	0	0	0	0	0	0	0
J.Norman	3	0	3	0	0	0	0	0	1	0	0	0	0	0	0	0	0	0	0	0
R.Cox	2	1	3	0	0	1	0	0	0	0	0	1	0	0	0	0	0	0	0	0
D.Marlowe	2	1	3	0	0	0	0	0	0	0	0	1	0	0	0	0	0	0	0	0
A.Miley	2	1	3	0	0	2	0	0	0	0	0	0	0	0	0	0	0	0	0	0
A.Glanton	1	2	3	0	0	0	0	0	0	0	0	0	0	0	0	0	0	0	0	0
T.Boston	0	3	3	0	0	0	0	0	0	0	0	0	0	0	0	0	0	0	0	0
K.Ealy	2	0	2	1	3	0	0	0	0	1	0	0	0	0	0	0	0	0	0	0
T.Williams	2	0	2	0	0	1	0	1	1	0	0	0	0	0	0	0	0	0	0	0
R.Harper	2	0	2	0	0	0	0	0	0	0	0	0	0	0	0	0	0	0	0	0
C.Alecxih	1	1	2	0	0	0	0	0	1	0	0	0	0	0	0	0	0	0	0	0
K.Coleman	1	1	2	0	0	0	0	0	0	0	0	1	0	0	0	0	0	0	0	0
D.Edwards	1	1	2	0	0	1	0	0	0	0	0	0	0	0	0	0	0	0	0	0
M.Regis	1	1	2	0	0	0	0	0	0	0	0	0	0	0	0	0	0	0	0	0
L.Kuechly	0	2	2	0	0	0	0	0	1	0	0	0	0	0	0	0	0	0	0	0
S.Thompson	1	0	1	0	0	0	0	0	1	0	0	0	0	0	0	0	0	0	0	0
K.Love	1	0	1	0	0	1	0	0	0	0	0	0	0	0	0	0	0	0	0	0
D.Mayo	1	0	1	0	0	0	0	0	0	0	0	0	0	0	0	0	0	0	0	0
M.Ball	0	0	0	0	0	0	0	0	1	0	0	1	0	0	0	0	0	0	0	0
T.Redden	0	0	0	0	0	0	0	1	1	0	0	0	0	0	0	0	0	0	0	0
R.Brockel	0	0	0	0	0	0	0	0	0	0	0	1	0	0	0	0	0	0	0	0
K.Reddick	0	0	0	0	0	0	0	0	0	0	0	1	0	0	0	0	0	0	0	0
M.Oher	0	0	0	0	0	0	0	0	0	0	0	0	0	0	0	0	1	0	0	0
Total	36	22	58	2	9	7	0	2	9	2	0	6	0	0	0	0	1	0	0	0

First Half Summary

PERIOD SCORES

Dolphins	7 7 = 14
Panthers	0 9 = 9

TIME OF POSSESSION

Dolphins	17:15
Panthers	12:45

Scoring Plays

Team	Qtr	Time	Play Description (Extra Point) (Drive Info)	Visitor	Home
Dolphins	1	6:25	D.Williams 1 yd. run (A.Franks kick) (7-49, 3:27)	7	0
Dolphins	2	14:55	D.Williams 11 yd. pass from R.Tannehill (A.Franks kick) (10-63, 5:30)	14	0
Panthers	2	3:19	G.Gano 48 yd. Field Goal (7-35, 2:18)	14	3
Panthers	2	1:30	G.Gano 46 yd. Field Goal (7-38, 0:34)	14	6
Panthers	2	0:13	G.Gano 52 yd. Field Goal (6-13, 0:53)	14	9

	Miami Dolphins	Carolina Panthers
TOTAL FIRST DOWNS	11	10
First Downs Rushing-Passing-by Penalty	3 - 6 - 2	2 - 8 - 0
THIRD DOWN EFFICIENCY	4-8-50%	1-7-14%
TOTAL NET YARDS	168	183
Total Offensive Plays	35	38
NET YARDS RUSHING	61	54
NET YARDS PASSING	107	129
Gross Yards Passing	116	129
Times thrown-yards lost attempting to pass	2-9	0-0
Pass Attempts-Completions-Had Intercepted	19 - 13 - 1	26 - 12 - 1
Punts-Number and Average	3 - 53.3	2 - 52.5
Penalties-Number and Yards	4 - 25	6 - 26
Fumbles-Number and Lost	3 - 1	0 - 0
Red Zone Efficiency	2-3-67%	0-1-0%
Average Drive Start	MIA 32	CAR 27

Miami Dolphins							Carolina Panthers					
RUSHING	ATT	YDS	AVG	LG	TD		RUSHING	ATT	YDS	AVG	LG	TD
L.James	4	31	7.8	22	0		C.Artis-Payne	4	33	8.3	29	0
D.Williams	4	14	3.5	8	1		C.Brown	1	9	9.0	9	0
R.Tannehill	1	11	11.0	11	0		M.Tolbert	3	6	2.0	6	0
L.Miller	3	5	1.7	4	0		F.Whittaker	1	4	4.0	4	0
M.Moore	2	0	0.0	1	0		J.Stewart	2	2	1.0	1	0
							C.Newton	1	0	0.0	0	0
Total	14	61	4.4	22	1		Total	12	54	4.5	29	0

Miami Dolphins										Carolina Panthers								
PASSING	ATT	CMP	YDS	SK/YD	TD	LG	IN	RT		PASSING	ATT	CMP	YDS	SK/YD	TD	LG	IN	RT
R.Tannehill	15	12	102	1/3	1	36	0	117.2		D.Anderson	16	8	87	0/0	0	20	0	66.4
M.Moore	4	1	14	1/6	0	14	1	2.1		C.Newton	10	4	42	0/0	0	15	1	13.3
Total	19	13	116	2/9	1	36	1	80.2		Total	26	12	129	0/0	0	20	1	45.2

Miami Dolphins								Carolina Panthers						
PASS RECEIVING	TAR	REC	YDS	AVG	LG	TD		PASS RECEIVING	TAR	REC	YDS	AVG	LG	TD
J.Landry	5	4	20	5.0	8	0		J.Boykin	6	3	36	12.0	17	0
L.Miller	2	2	38	19.0	36	0		G.Olsen	4	3	27	9.0	15	0
R.Matthews	2	2	22	11.0	16	0		S.Simonson	3	3	18	6.0	9	0
M.Hazel	3	1	14	14.0	14	0		B.Bersin	4	1	20	20.0	20	0
D.Williams	1	1	11	11.0	11	1		T.Ginn	1	1	15	15.0	15	0
M.Preston	2	1	6	6.0	6	0		M.Brown	2	1	13	13.0	13	0
K.Stills	1	1	5	5.0	5	0		C.Brown	3	0	0	0.0	0	0
J.Cameron	2	1	0	0.0	0	0		E.Dickson	1	0	0	0.0	0	0
L.James	1	0	0	0.0	0	0		J.Stewart	1	0	0	0.0	0	0
Total	19	13	116	8.9	36	1		Total	25	12	129	10.8	20	0

Miami Dolphins	Regular	Defensive Plays	Special Teams	Misc
----------------	---------	-----------------	---------------	------

First Quarter

CAR wins the coin toss and elects to defer. MIA elects to Receive, and CAR elects to defend the east goal.

G.Gano kicks 65 yards from CAR 35 to end zone, Touchback.

Miami Dolphins at 15:00

- 1-10-MIA 20 (15:00) L.Miller left guard to MIA 19 for -1 yards (K.Love).
- 2-11-MIA 19 (14:30) (Shotgun) R.Tannehill pass short middle to J.Landry to MIA 27 for 8 yards (T.Davis).
- 3-3-MIA 27 (13:57) (Shotgun) R.Tannehill pass short left to K.Stills to MIA 32 for 5 yards (M.White) P1
- 1-10-MIA 32 (13:19) (Shotgun) R.Tannehill sacked at MIA 26 for -6 yards (K.Ealy). FUMBLES (K.Ealy), and recovers at MIA 29. R.Tannehill to MIA 29 for no gain (D.Edwards). CAR-F.Alexander was injured during the play. He is Out.
- 2-13-MIA 29 (12:40) (Shotgun) L.Miller right tackle to MIA 33 for 4 yards (W.Horton).
- 3-9-MIA 33 (12:40) (Shotgun) R.Tannehill pass short right to J.Landry to MIA 34 for 1 yard (J.Norman).
- 4-8-MIA 34 (11:31) B.Fields punts 52 yards to CAR 14, Center-J.Denney. T.Ginn to CAR 23 for 9 yards (Bo.McCain).
PENALTY on CAR-T.Williams, Illegal Block Above the Waist, 7 yards, enforced at CAR 14.

Carolina Panthers at 11:18

- 1-10-CAR 7 (11:18) J.Stewart left guard to CAR 8 for 1 yard (R.Jones; J.Jenkins).
- 2-9-CAR 8 (10:44) C.Newton pass incomplete deep left to C.Brown.
- 3-9-CAR 8 (10:38) (Shotgun) M.Tolbert up the middle to CAR 14 for 6 yards (R.Jones).
- 4-3-CAR 14 (10:05) B.Nortman punts 56 yards to MIA 30, Center-J.Jansen. L.James to CAR 49 for 21 yards (K.Coleman).

Miami Dolphins at 9:52

- 1-10-CAR 49 (9:52) R.Tannehill pass short right to J.Cameron to CAR 49 for no gain (T.Davis).
- 2-10-CAR 49 (9:15) (Shotgun) R.Tannehill pass short left to J.Landry to CAR 41 for 8 yards (L.Kuechly; M.White).
- 3-2-CAR 41 (8:37) (Shotgun) R.Tannehill pass short right to L.Miller pushed ob at CAR 5 for 36 yards (R.Harper) P2
- 1-5-CAR 5 (8:01) (Shotgun) L.Miller left tackle to CAR 3 for 2 yards (M.Regis).
- 2-3-CAR 3 (7:17) (Shotgun) R.Tannehill pass short left to L.Miller to CAR 1 for 2 yards (S.Thompson).
- 3-1-CAR 1 (6:37) (Shotgun) R.Tannehill pass incomplete short right to J.Landry (J.Norman).
- 4-1-CAR 1 (6:33) R.Tannehill pass incomplete short middle to J.Landry.
PENALTY on CAR-R.Harper, Defensive Holding, 0 yards, enforced at CAR 1 - No Play. X3
- 1-1-CAR 1 (6:28) **D.Williams left guard for 1 yard, TOUCHDOWN.** R4
Penalty on CAR-J.Norman, Defensive Offside, declined.
A.Franks extra point is GOOD, Center-J.Denney, Holder-B.Fields.

MIA 7 CAR 0, 7 plays, 49 yards, 1 penalty, 3:27 drive, 8:35 elapsed
--

A.Franks kicks 65 yards from MIA 35 to end zone, Touchback.

Carolina Panthers at 6:25, (1st play from scrimmage 6:24)

- 1-10-CAR 20 (6:24) C.Newton pass incomplete short right to J.Stewart.
- 2-10-CAR 20 (6:17) (Shotgun) J.Stewart right tackle to CAR 21 for 1 yard (R.Jones).
- 3-9-CAR 21 (5:41) (Shotgun) C.Newton pass incomplete deep left to C.Brown.
- 4-9-CAR 21 (5:35) B.Nortman punts 49 yards to MIA 30, Center-J.Jansen. L.James to MIA 37 for 7 yards (R.Brockel).

Miami Dolphins at 5:25

- 1-10-MIA 37 (5:25) D.Williams right tackle to MIA 45 for 8 yards (T.Davis; D.Edwards).
- 2-2-MIA 45 (4:50) (Shotgun) D.Williams right tackle to MIA 35 for -10 yards (K.Ealy).
PENALTY on CAR-D.Edwards, Defensive Offside, 4 yards, enforced at MIA 45 - No Play. X5
- 1-10-MIA 49 (4:25) (Shotgun) R.Tannehill pass incomplete deep right to K.Stills.
PENALTY on MIA-J.Fox, Offensive Holding, 10 yards, enforced at MIA 49 - No Play.
- 1-20-MIA 39 (4:17) (Shotgun) R.Tannehill pass short right to M.Preston to MIA 45 for 6 yards (R.Harper).
- 2-14-MIA 45 (3:43) D.Williams up the middle to MIA 44 for -1 yards (D.Edwards).
PENALTY on CAR-J.Norman, Defensive Offside, 5 yards, enforced at MIA 45 - No Play.
- 2-9-50 (3:28) (Shotgun) D.Williams up the middle to CAR 47 for 3 yards (T.Davis).
- 3-6-CAR 47 (2:49) (Shotgun) R.Tannehill pass short right to R.Matthews to CAR 41 for 6 yards (K.Coleman; L.Kuechly) P6
- 1-10-CAR 41 (2:05) (Shotgun) R.Tannehill pass incomplete deep left to J.Cameron (S.Thompson).
- 2-10-CAR 41 (1:57) (Shotgun) R.Tannehill right end pushed ob at CAR 30 for 11 yards (J.Norman) R7
- 1-10-CAR 30 (1:25) R.Tannehill pass incomplete short middle to M.Hazel (L.Kuechly).
- 2-10-CAR 30 (1:20) R.Tannehill pass short left to J.Landry to CAR 27 for 3 yards (K.Coleman).

Miami Dolphins vs Carolina Panthers at Bank of America Stadium

3-7-CAR 27 (:36) (Shotgun) R.Tannehill pass short right to R.Matthews to CAR 11 for 16 yards (J.Norman).

END OF QUARTER

	Score	Time Poss	First Downs				Efficiencies	
			R	P	X	T	3 Down	4 Down
Miami Dolphins	7	12:34	2	4	2	8	4/6	0/0
Carolina Panthers	0	2:26	0	0	0	0	0/2	0/0

Second Quarter

8/22/2015

Play By Play

Miami Dolphins continued.

1-10-CAR 11 (15:00) (Shotgun) R.Tannehill pass short right to D.Williams for 11 yards, TOUCHDOWN.

P9

A.Franks extra point is GOOD, Center-J.Denney, Holder-B.Fields.

MIA 14 CAR 0, 10 plays, 63 yards, 2 penalties, 5:30 drive, 0:05 elapsed

A.Franks kicks 65 yards from MIA 35 to end zone, Touchback.

Carolina Panthers at 14:55, (1st play from scrimmage 14:54)

1-10-CAR 20 (14:54) (Shotgun) C.Newton pass short left intended for G.Olsen INTERCEPTED by J.Taylor at CAR 30. J.Taylor to CAR 3 for 27 yards (M.Oher).

Timeout #1 by MIA at 14:44.

Miami Dolphins at 14:44

1-3-CAR 3 (14:44) (Shotgun) D.Williams right end to CAR 1 for 2 yards (T.Davis).

Miami challenged the runner was down by contact ruling, and the play was REVERSED.

(Shotgun) D.Williams right end to CAR 1 for 2 yards. FUMBLES, touched at CAR 1, ball out of bounds in End Zone, Touchback.

Carolina Panthers at 14:01

1-10-CAR 20 (14:01) C.Brown left end to CAR 29 for 9 yards (J.Taylor).

2-1-CAR 29 (14:01) C.Artis-Payne left tackle to CAR 33 for 4 yards (T.Fede; C.McCain).

R1

1-10-CAR 33 (13:33) (Shotgun) C.Newton pass short right to T.Ginn ran ob at CAR 48 for 15 yards.

P2

1-10-CAR 48 (13:12) C.Newton pass incomplete deep right to E.Dickson.

2-10-CAR 48 (13:09) C.Artis-Payne left tackle to MIA 23 for 29 yards (J.Taylor).

R3

1-10-MIA 23 (13:09) PENALTY on CAR, False Start, 5 yards, enforced at MIA 23 - No Play.

1-15-MIA 28 (12:15) (Shotgun) C.Newton pass incomplete deep left to C.Brown.

2-15-MIA 28 (12:09) C.Newton pass short left to G.Olsen to MIA 13 for 15 yards (C.McCain).

P4

1-10-MIA 13 (11:17) C.Artis-Payne up the middle to MIA 14 for -1 yards (D.Shelby).

2-11-MIA 14 (11:03) (Shotgun) C.Newton pass short right to G.Olsen to MIA 8 for 6 yards (K.Sheppard).

3-5-MIA 8 (10:32) (Shotgun) C.Newton pass short right to G.Olsen to MIA 2 for 6 yards (W.Aikens).

P5

1-2-MIA 2 (9:51) M.Tolbert left guard to MIA 1 for 1 yard (W.Aikens; C.McCain).

2-1-MIA 1 (9:08) M.Tolbert left guard to MIA 2 for -1 yards (M.Thomas; K.Sheppard). Daryl Williams reports as eligible

3-2-MIA 2 (8:28) C.Artis-Payne right guard to MIA 1 for 1 yard (W.Aikens; N.Suh).

4-1-MIA 1 (7:47) C.Newton left end to MIA 1 for no gain (D.Shelby).

Miami Dolphins at 7:38

1-10-MIA 1 (7:38) PENALTY on MIA-J.Linkenbach, False Start, 0 yards, enforced at MIA 1 - No Play.

1-10-MIA 1 (7:38) (Shotgun) M.Moore pass incomplete short middle to M.Hazel (A.Klein).

2-10-MIA 1 (7:34) (Shotgun) L.James up the middle to MIA 23 for 22 yards (A.Glanton; T.Boston).

R10

1-10-MIA 23 (7:04) L.James right tackle to MIA 26 for 3 yards (A.Klein).

2-7-MIA 26 (6:23) M.Moore sacked at MIA 19 for -7 yards (W.Horton). FUMBLES (W.Horton), recovered by MIA-A.Walker at MIA 20. A.Walker to MIA 20 for no gain (W.Horton).

3-13-MIA 20 (5:50) (Shotgun) M.Moore pass incomplete short right to L.James (A.Klein).

4-13-MIA 20 (5:46) B.Fields punts 56 yards to CAR 24, Center-J.Denney. T.Ginn pushed ob at CAR 35 for 11 yards (S.Paysinger).

Carolina Panthers at 5:37

1-10-CAR 35 (5:37) (Shotgun) PENALTY on CAR-A.Norwell, False Start, 5 yards, enforced at CAR 35 - No Play.

1-15-CAR 30 (5:37) (Shotgun) F.Whittaker left tackle to CAR 34 for 4 yards (K.Sheppard; T.Fede).

2-11-CAR 34 (5:04) (No Huddle, Shotgun) D.Anderson pass deep left to J.Boykin to MIA 49 for 17 yards (W.Davis).

P6

1-10-MIA 49 (4:34) (No Huddle, Shotgun) D.Anderson pass short left to J.Boykin to MIA 34 for 15 yards (M.Thomas).

P7

1-10-MIA 34 (4:06) (No Huddle, Shotgun) D.Anderson pass incomplete short left to J.Boykin.

2-10-MIA 34 (4:03) (Shotgun) D.Anderson pass short right to J.Boykin to MIA 30 for 4 yards (Z.Bowman).

3-6-MIA 30 (3:28) (No Huddle, Shotgun) D.Anderson pass incomplete short left to B.Bersin.

4-6-MIA 30 (3:22) G.Gano 48 yard field goal is GOOD, Center-J.Jansen, Holder-B.Nortman.

MIA 14 CAR 3, 7 plays, 35 yards, 2:18 drive, 11:41 elapsed

G.Gano kicks 65 yards from CAR 35 to end zone, Touchback.

Miami Dolphins at 3:19

1-10-MIA 20 (3:19) (Shotgun) L.James left end to MIA 25 for 5 yards (C.Byndom).

2-5-MIA 25 (2:46) L.James left end to MIA 26 for 1 yard (T.Boston; A.Klein).

Timeout #1 by CAR at 02:34.

Miami Dolphins vs Carolina Panthers at Bank of America Stadium

- 3-4-MIA 26 (2:34) M.Moore scrambles left end pushed ob at MIA 27 for 1 yard (K.Ealy).
Timeout #2 by CAR at 02:16.
- 4-3-MIA 27 (2:16) B.Fields punts 52 yards to CAR 21, Center-J.Denney. D.Byrd pushed ob at CAR 29 for 8 yards (K.Cone).
PENALTY on MIA-Z.Vigil, Ineligible Downfield Kick, 5 yards, enforced at CAR 29.

Carolina Panthers at 2:04

- 1-10-CAR 34 (2:04) D.Anderson pass short middle to B.Bersin to MIA 46 for 20 yards (W.Aikens). P8

Two-Minute Warning

- 1-10-MIA 46 (1:58) (Shotgun) D.Anderson pass incomplete short middle to J.Boykin (C.McCain).
- 2-10-MIA 46 (1:54) (Shotgun) D.Anderson pass short right to M.Brown pushed ob at MIA 33 for 13 yards (M.Thomas). P9
- 1-10-MIA 33 (1:48) (Shotgun) D.Anderson pass short right to S.Simonson pushed ob at MIA 28 for 5 yards (S.Paysinger).
- 2-5-MIA 28 (1:44) (Shotgun) D.Anderson pass incomplete deep right to J.Boykin.
- 3-5-MIA 28 (1:38) (Shotgun) D.Anderson pass incomplete short right to B.Bersin (T.Lippett) [T.Fede].
- 4-5-MIA 28 (1:33) **G.Gano 46 yard field goal is GOOD, Center-J.Jansen, Holder-B.Nortman.**

MIA 14 CAR 6, 7 plays, 38 yards, 0:34 drive, 13:30 elapsed

M.Wile kicks 65 yards from CAR 35 to end zone, Touchback.

Miami Dolphins at 1:30

- 1-10-MIA 20 (1:30) (Shotgun) M.Moore pass short right to M.Hazel to MIA 34 for 14 yards (A.Klein). P11
- 1-10-MIA 34 (1:10) (No Huddle, Shotgun) M.Moore pass short right intended for M.Preston INTERCEPTED by T.Williams at MIA 47. T.Williams to MIA 47 for no gain (M.Preston).
The Replay Official reviewed the incomplete pass ruling, and the play was Upheld. The ruling on the field was confirmed.

Carolina Panthers at 1:06

- 1-10-MIA 47 (1:06) (Shotgun) D.Anderson pass short middle to S.Simonson to MIA 38 for 9 yards (S.Paysinger; Z.Vigil).
- 2-1-MIA 38 (:46) (No Huddle, Shotgun) D.Anderson pass short right to S.Simonson to MIA 34 for 4 yards (M.Thomas). P10
- 1-10-MIA 34 (:30) (No Huddle, Shotgun) D.Anderson spiked the ball to stop the clock.
- 2-10-MIA 34 (:30) (Shotgun) D.Anderson pass incomplete deep left to B.Bersin.
- 3-10-MIA 34 (:23) (Shotgun) D.Anderson pass incomplete deep left to M.Brown.
- 4-10-MIA 34 (:17) **G.Gano 52 yard field goal is GOOD, Center-J.Jansen, Holder-B.Nortman.**

MIA 14 CAR 9, 6 plays, 13 yards, 0:53 drive, 14:47 elapsed

M.Wile kicks 72 yards from CAR 35 to MIA -7. L.James pushed ob at MIA 24 for 31 yards.

PENALTY on MIA-N.Hewitt, Offensive Holding, 10 yards, enforced at MIA 24.

Miami Dolphins at 0:13, (1st play from scrimmage 0:07)

- 1-10-MIA 14 (:07) M.Moore kneels to MIA 13 for -1 yards.

END OF QUARTER

	Score	Time Poss	First Downs				Efficiencies	
			R	P	X	T	3 Down	4 Down
Miami Dolphins	14	4:41	1	2	0	3	0/2	0/0
Carolina Panthers	9	10:19	2	8	0	10	1/5	0/1

Third Quarter

8/22/2015

Play By Play

CAR elects to Receive, and MIA elects to defend the West goal.

C.Sturgis kicks 66 yards from MIA 35 to CAR -1. J.Todman to CAR 20 for 21 yards (N.Hewitt).

Carolina Panthers at 15:00, (1st play from scrimmage 14:55)

- 1-10-CAR 20 (14:55) J.Webb pass incomplete deep right to J.Boykin.
- 2-10-CAR 20 (14:50) (Shotgun) J.Webb pass short left to J.Boykin to CAR 25 for 5 yards (T.Fede; N.Hewitt).
- 3-5-CAR 25 (14:15) (Shotgun) J.Webb pass short left to J.Boykin to CAR 28 for 3 yards (W.Davis). FUMBLES (W.Davis), RECOVERED by MIA-Z.Vigil at CAR 30. Z.Vigil to CAR 30 for no gain (J.Boykin).
The Replay Official reviewed the runner was down by contact ruling, and the play was REVERSED.
(Shotgun) J.Webb pass short left to J.Boykin to CAR 29 for 4 yards (W.Davis).
- 4-1-CAR 30 (13:53) M.Wile punts 60 yards to MIA 10, Center-J.Jansen. C.Jones to MIA 35 for 25 yards (K.Reddick).

Miami Dolphins at 13:35

- 1-10-MIA 35 (13:35) (Shotgun) M.Gillislee up the middle to MIA 36 for 1 yard (C.Byndom).
- 2-9-MIA 36 (12:59) M.Gillislee left guard to MIA 41 for 5 yards (R.Cox; T.Boston).
- 3-4-MIA 41 (12:21) (Shotgun) M.Moore pass short middle to G.Robinson to MIA 46 for 5 yards (A.Klein). P12
- 1-10-MIA 46 (11:44) M.Gillislee left end to CAR 49 for 5 yards (A.Glanton; M.White).
- 2-5-CAR 49 (11:14) (No Huddle, Shotgun) M.Moore pass incomplete short right to M.Hazel.
- 3-5-CAR 49 (11:06) (Shotgun) M.Moore pass short middle to M.Hazel to CAR 44 for 5 yards (C.Byndom; A.Klein). P13
- 1-10-CAR 44 (10:26) (Shotgun) M.Moore pass short left to L.James to CAR 41 for 3 yards (M.White).
- 2-7-CAR 41 (9:53) (Shotgun) D.Bronson left tackle to CAR 42 for -1 yards (A.Miley).
- 3-8-CAR 42 (9:15) (Shotgun) M.Moore pass short right to M.Hazel pushed ob at CAR 18 for 24 yards (T.Williams). P14
- 1-10-CAR 18 (8:49) (Shotgun) L.James up the middle to CAR 6 for 12 yards (A.Glanton). R15
- 1-6-CAR 6 (8:09) (Shotgun) L.James up the middle to CAR 4 for 2 yards (A.Klein; M.Regis).
- 2-4-CAR 4 (7:32) (Shotgun) M.Moore pass incomplete short right to M.Gillislee.
- 3-4-CAR 4 **(7:28) (Shotgun) M.Moore pass short middle to M.Hazel for 4 yards, TOUCHDOWN.** P16
C.Sturgis extra point is GOOD, Center-J.Denney, Holder-B.Fields.

MIA 21 CAR 9, 13 plays, 65 yards, 6:12 drive, 7:37 elapsed

C.Sturgis kicks 65 yards from MIA 35 to end zone, Touchback.

Carolina Panthers at 7:23

- 1-10-CAR 20 (7:23) J.Todman right end to CAR 25 for 5 yards (C.Thompson).
- 2-5-CAR 25 (7:01) J.Todman left guard to CAR 27 for 2 yards (Z.Vigil).
- 3-3-CAR 27 (6:23) (Shotgun) J.Webb pass short right to M.Brown to CAR 42 for 15 yards (T.Lippett). P11
- 1-10-CAR 42 (5:51) J.Todman right tackle to MIA 41 for 17 yards (C.Thompson). R12
- 1-10-MIA 41 (5:15) J.Todman up the middle to MIA 43 for -2 yards (A.Francis).
- 2-12-MIA 43 (4:35) J.Webb pass incomplete short right to J.Boykin.
- 3-12-MIA 43 (4:30) (Shotgun) J.Webb pass short right to J.Boykin to MIA 35 for 8 yards (P.Thomas).
- 4-4-MIA 35 (3:48) (Shotgun) J.Webb pass short right to M.Brown to MIA 21 for 14 yards (W.Davis). P13
- 1-10-MIA 21 (3:14) (No Huddle, Shotgun) J.Webb pass incomplete short right to D.Byrd.
PENALTY on MIA-W.Davis, Defensive Pass Interference, 5 yards, enforced at MIA 21 - No Play. X14
- 1-10-MIA 16 (3:10) (Shotgun) J.Webb right end to MIA 9 for 7 yards (P.Thomas).
- 2-3-MIA 9 **(2:34) B.Wegher right guard for 9 yards, TOUCHDOWN.** R15
G.Gano extra point is GOOD, Center-J.Jansen, Holder-B.Nortman.

MIA 21 CAR 16, 10 plays, 80 yards, 1 penalty, 4:54 drive, 12:31 elapsed
--

M.Wile kicks 65 yards from CAR 35 to MIA 0. C.Jones pushed ob at MIA 17 for 17 yards (D.Marlowe).

PENALTY on MIA-T.Semisch, Offensive Holding, 7 yards, enforced at MIA 15.

Miami Dolphins at 2:29, (1st play from scrimmage 2:22)

- 1-10-MIA 8 (2:22) M.Gillislee right guard to MIA 5 for -3 yards (A.Miley).
- 2-13-MIA 5 (1:46) (Shotgun) M.Bethel-Thompson pass incomplete short middle (C.Alecxih).
Penalty on MIA-D.Hawkins, Illegal Use of Hands, declined.
- 3-13-MIA 5 (1:41) (Shotgun) M.Bethel-Thompson pass short right to T.Semisch to MIA 10 for 5 yards (D.Marlowe).
- 4-8-MIA 10 (:55) M.Darr punts 56 yards to CAR 34, Center-J.Denney. D.Byrd to CAR 43 for 9 yards (T.Lippett; C.Thompson).

Carolina Panthers at 0:44

- 1-10-CAR 43 (:44) J.Webb pass short right to M.Brown to CAR 47 for 4 yards (S.Seamster).

Miami Dolphins vs Carolina Panthers at Bank of America Stadium

END OF QUARTER

	Score	Time Poss	First Downs				Efficiencies	
			R	P	X	T	3 Down	4 Down
Miami Dolphins	21	7:57	1	4	0	5	4/5	0/0
Carolina Panthers	16	7:03	2	2	1	5	1/3	1/1

Fourth Quarter

8/22/2015

Play By Play

Carolina Panthers continued.

- 2-6-CAR 47 (15:00) (Shotgun) J.Todman up the middle to 50 for 3 yards (E.Dieke).
 3-3-50 (14:19) (Shotgun) J.Webb scrambles right end to MIA 49 for 1 yard (Z.Vigil).
 Carolina challenged the first down ruling, and the play was Upheld. The ruling on the field stands. (Timeout #1.)
 4-2-MIA 49 (13:49) (Punt formation) **PENALTY on CAR-A.Glanton, False Start, 5 yards, enforced at MIA 49 - No Play.**
 4-7-CAR 46 (13:49) M.Wile punts 54 yards to end zone, Center-J.Jansen, Touchback.

Miami Dolphins at 13:43

- 1-10-MIA 20 (13:43) (Shotgun) M.Bethel-Thompson pass short middle to M.Gillislee to MIA 25 for 5 yards (D.Mayo).
 2-5-MIA 25 (13:07) M.Gillislee right guard to MIA 31 for 6 yards (R.Cox). R17
1-10-MIA 31 (12:46) (No Huddle) M.Bethel-Thompson pass deep left to D.Aultman to CAR 38 for 31 yards (C.Alexih; C.Byndom). P18
1-10-CAR 38 (12:16) (No Huddle, Shotgun) M.Bethel-Thompson pass short left to T.Semisch to CAR 32 for 6 yards (D.Marlowe).
 2-4-CAR 32 (12:03) (No Huddle, Shotgun) M.Gillislee up the middle to CAR 30 for 2 yards (D.Marlowe; A.Miley).
 3-2-CAR 30 (11:28) (Shotgun) M.Bethel-Thompson pass short right to D.Bronson to CAR 31 for -1 yards (T.Williams).
 4-3-CAR 31 **(10:44) C.Sturgis 49 yard field goal is GOOD, Center-J.Denney, Holder-B.Fields.**

MIA 24 CAR 16, 7 plays, 49 yards, 3:00 drive, 4:17 elapsed

C.Sturgis kicks 65 yards from MIA 35 to end zone, Touchback.

Carolina Panthers at 10:43

- 1-10-CAR 20 (10:43) (Shotgun) J.Webb pass short right to S.Simonson to CAR 37 for 17 yards (C.Thompson; Z.Vigil). P16
1-10-CAR 37 (10:06) (Shotgun) J.Webb pass deep left to D.Byrd to MIA 45 for 18 yards (S.Paysinger). P17
1-10-MIA 45 (9:25) (No Huddle) J.Webb sacked at CAR 46 for -9 yards (A.Francis).
 2-19-CAR 46 (8:45) (Shotgun) **PENALTY on CAR-T.Hills, False Start, 5 yards, enforced at CAR 46 - No Play.**
 2-24-CAR 41 (8:27) (Shotgun) J.Webb pass incomplete deep left to J.Boykin.
 3-24-CAR 41 (8:21) (Shotgun) J.Webb pass short left to M.Brown to MIA 47 for 12 yards (C.Thompson).
 4-12-MIA 47 (7:44) M.Wile punts 47 yards to end zone, Center-J.Jansen, Touchback.

Miami Dolphins at 7:35

- 1-10-MIA 20 (7:35) (Shotgun) M.Gillislee up the middle to MIA 20 for no gain (C.Alexih).
 2-10-MIA 20 (7:06) D.Bronson left end to MIA 18 for -2 yards (R.Cox).
 3-12-MIA 18 (6:21) (Shotgun) J.Freeman pass incomplete short right to C.Hamilton.
 4-12-MIA 18 (6:16) M.Darr punts 50 yards to CAR 32, Center-J.Denney. D.Byrd to CAR 35 for 3 yards (J.Luc).

Carolina Panthers at 6:06

- 1-10-CAR 35 (6:06) (Shotgun) J.Webb pass incomplete short left to M.Lucas.
 2-10-CAR 35 (6:02) (Shotgun) J.Webb pass short right to B.Wegher to CAR 40 for 5 yards (M.Hull).
 3-5-CAR 40 (5:25) (Shotgun) J.Webb scrambles left end to CAR 44 for 4 yards (J.Luc).
PENALTY on CAR-D.Foucault, Offensive Holding, 10 yards, enforced at CAR 40 - No Play.
 3-15-CAR 30 (4:55) (Shotgun) J.Webb pass incomplete deep middle to P.Browning.
PENALTY on MIA-S.Seamster, Defensive Pass Interference, 44 yards, enforced at CAR 30 - No Play. X18
1-10-MIA 26 (4:47) (Shotgun) J.Webb sacked at MIA 32 for -6 yards (E.Dieke).
 2-16-MIA 32 (4:08) (Shotgun) B.Wegher left guard to MIA 30 for 2 yards (J.Luc; D.Coleman).
PENALTY on MIA-D.Coleman, Face Mask (15 Yards), 15 yards, enforced at MIA 30. X19
1-10-MIA 15 (4:02) B.Wegher up the middle to MIA 18 for -3 yards (J.Kovacs; R.Drew).
 2-13-MIA 18 **(3:21) (Shotgun) J.Webb pass deep right to D.Byrd for 18 yards, TOUCHDOWN.** P20
 TWO-POINT CONVERSION ATTEMPT. J.Webb rushes right end. ATTEMPT SUCCEEDS.

MIA 24 CAR 24, 6 plays, 65 yards, 2 penalties, 2:51 drive, 11:45 elapsed

M.Wile kicks 69 yards from CAR 35 to MIA -4. C.Jones to MIA 19 for 23 yards (M.Ball).

Miami Dolphins at 3:15, (1st play from scrimmage 3:10)

- 1-10-MIA 19 (3:10) J.Freeman pass short middle intended for D.Bronson INTERCEPTED by T.Redden at MIA 17. T.Redden to MIA 4 for 13 yards (J.Linkenbach; T.Semisch).

Carolina Panthers at 2:52

- 1-4-MIA 4 **(2:52) (Shotgun) B.Wegher right end for 4 yards, TOUCHDOWN.** R21
 G.Gano extra point is GOOD, Center-J.Jansen, Holder-B.Nortman.

MIA 24 CAR 31, 1 plays, 4 yards, 0:03 drive, 12:11 elapsed

M.Wile kicks 67 yards from CAR 35 to MIA -2. C.Jones to MIA 44 for 46 yards (R.Cox).

Miami Dolphins vs Carolina Panthers at Bank of America Stadium

Miami Dolphins at 2:49, (1st play from scrimmage 2:40)

- 1-10-MIA 44 (2:40) (Shotgun) J.Freeman pass incomplete short left to D.Bronson.
 - 2-10-MIA 44 (2:36) (Shotgun) J.Freeman pass incomplete short right to C.Hamilton (M.Ball).
 - 3-10-MIA 44 **(2:26) (Shotgun) J.Freeman pass deep right to G.Robinson for 56 yards, TOUCHDOWN.**
- TWO-POINT CONVERSION ATTEMPT. J.Freeman pass to T.Semisch is incomplete. ATTEMPT FAILS.

P19

MIA 30 CAR 31, 3 plays, 56 yards, 0:36 drive, 12:47 elapsed

C.Sturgis kicks 65 yards from MIA 35 to end zone, Touchback.

Carolina Panthers at 2:13

- 1-10-CAR 20 (2:13) B.Wegher right guard to CAR 20 for no gain (S.Paysinger).

Two-Minute Warning

- 2-10-CAR 20 (2:00) (Shotgun) J.Webb pass incomplete short left to P.Browning.
- 3-10-CAR 20 (1:55) (Shotgun) J.Webb pass short right to M.Lucas ran ob at CAR 31 for 11 yards.
- 1-10-CAR 31 (1:49) J.Webb right end to CAR 40 for 9 yards (S.Seamster).

P22

Timeout #1 by MIA at 01:41.

- 2-1-CAR 40 (1:41) J.Webb up the middle to CAR 42 for 2 yards (A.Johnson; E.Dieke).

R23

Timeout #2 by MIA at 01:36.

- 1-10-CAR 42 (1:36) B.Wegher right end to MIA 46 for 12 yards (C.Thompson).

R24

- 1-10-MIA 46 (:53) J.Webb kneels to MIA 48 for -2 yards.

- 2-12-MIA 48 (:53) J.Webb kneels to MIA 49 for -1 yards.

END OF QUARTER

	Score	Time Poss	First Downs				Efficiencies	
			R	P	X	T	3 Down	4 Down
Miami Dolphins	30	5:28	1	2	0	3	1/3	0/0
Carolina Panthers	31	9:32	3	4	2	9	1/3	0/0

Miscellaneous Statistics Report

Miami Dolphins vs Carolina Panthers
8/22/2015 at Bank of America Stadium

Ten Longest Plays for Miami Dolphins

Yards	Qtr	Play Start	Play Description
56	4	3-10-MIA 44	(2:26) (Shotgun) J.Freeman pass deep right to G.Robinson for 56 yards, TOUCHDOWN.
36	1	3-2-CAR 41	(8:37) (Shotgun) R.Tannehill pass short right to L.Miller pushed ob at CAR 5 for 36 yards (R.Harper).
31	4	1-10-MIA 31	(12:46) (No Huddle) M.Bethel-Thompson pass deep left to D.Aultman to CAR 38 for 31 yards (C.Alecxi; C.Byndom).
24	3	3-8-CAR 42	(9:15) (Shotgun) M.Moore pass short right to M.Hazel pushed ob at CAR 18 for 24 yards (T.Williams).
22	2	2-10-MIA 1	(7:34) (Shotgun) L.James up the middle to MIA 23 for 22 yards (A.Glanton; T.Boston).
16	1	3-7-CAR 27	(:36) (Shotgun) R.Tannehill pass short right to R.Matthews to CAR 11 for 16 yards (J.Norman).
14	2	1-10-MIA 20	(1:30) (Shotgun) M.Moore pass short right to M.Hazel to MIA 34 for 14 yards (A.Klein).
12	3	1-10-CAR 18	(8:49) (Shotgun) L.James up the middle to CAR 6 for 12 yards (A.Glanton).
11	1	2-10-CAR 41	(1:57) (Shotgun) R.Tannehill right end pushed ob at CAR 30 for 11 yards (J.Norman).
11	2	1-10-CAR 11	(15:00) (Shotgun) R.Tannehill pass short right to D.Williams for 11 yards, TOUCHDOWN.

Ten Longest Plays for Carolina Panthers

Yards	Qtr	Play Start	Play Description
29	2	2-10-CAR 48	(13:09) C.Artis-Payne left tackle to MIA 23 for 29 yards (J.Taylor).
20	2	1-10-CAR 34	(2:04) D.Anderson pass short middle to B.Bersin to MIA 46 for 20 yards (W.Aikens).
18	4	1-10-CAR 37	(10:06) (Shotgun) J.Webb pass deep left to D.Byrd to MIA 45 for 18 yards (S.Paysinger).
18	4	2-13-MIA 18	(3:21) (Shotgun) J.Webb pass deep right to D.Byrd for 18 yards, TOUCHDOWN.
17	2	2-11-CAR 34	(5:04) (No Huddle, Shotgun) D.Anderson pass deep left to J.Boykin to MIA 49 for 17 yards (W.Davis).
17	3	1-10-CAR 42	(5:51) J.Todman right tackle to MIA 41 for 17 yards (C.Thompson).
17	4	1-10-CAR 20	(10:43) (Shotgun) J.Webb pass short right to S.Simonson to CAR 37 for 17 yards (C.Thompson; Z.Vigil).
17	4	2-16-MIA 32	(4:08) (Shotgun) B.Wegher left guard to MIA 30 for 2 yards (J.Luc; D.Coleman).
15	2	1-10-CAR 33	(13:33) (Shotgun) C.Newton pass short right to T.Ginn ran ob at CAR 48 for 15 yards.
15	2	2-15-MIA 28	(12:09) C.Newton pass short left to G.Olsen to MIA 13 for 15 yards (C.McCain).

Touchdown Scoring Information

		Offense	Defense	Special Teams
VISITOR	Miami Dolphins	4	0	0
HOME	Carolina Panthers	3	0	0

Player Scoring Information

Club	Player	TD	Rush TD	Rec TD	KO TD	Punt TD	Int TD	Fum TD	Misc TD	FG	XP	2Pt Rush	2Pt Rec	Sfty	Points
MIA	D.Williams	0	1	1	0	0	0	0	0	0	0	0	0	0	12
MIA	G.Robinson	0	0	1	0	0	0	0	0	0	0	0	0	0	6
MIA	M.Hazel	0	0	1	0	0	0	0	0	0	0	0	0	0	6
MIA	C.Sturgis	0	0	0	0	0	0	0	0	1	1	0	0	0	4
MIA	A.Franks	0	0	0	0	0	0	0	0	0	2	0	0	0	2
CAR	B.Wegher	0	2	0	0	0	0	0	0	0	0	0	0	0	12
CAR	G.Gano	0	0	0	0	0	0	0	0	3	2	0	0	0	11
CAR	D.Byrd	0	0	1	0	0	0	0	0	0	0	0	0	0	6
CAR	J.Webb	0	0	0	0	0	0	0	0	0	0	1	0	0	2

Possession Detail

	First Half		Second Half		Game	
	Visitor	Home	Visitor	Home	Visitor	Home
Largest Lead	14	0	12	7	14	7
Drives Leading	6	0	4	2	10	2
Time of Possession Leading	10:06	0:00	12:26	2:16	22:32	2:16
Largest Deficit	0	-14	-7	-12	-7	-14
Drives Trailing	0	6	1	5	1	11
Time of Possession Trailing	0:00	11:19	0:36	14:19	0:36	25:38
Times Score Tied Up		0		1		1
Lead Changes		1		1		2

M Thomas	FS	34	42%	7	21%	L Kuechly	LB	28	40%	2	6%
E Dieke	DE	34	42%	3	9%	T Davis	LB	28	40%	2	6%
W Davis	CB	32	40%	1	3%	R Harper	SS	28	40%	2	6%
Z Vigil	LB	31	38%	14	42%	B Benwikere	CB	28	40%	2	6%
K Sheppard	LB	29	36%	1	3%	W Horton	DE	27	39%	6	18%
S Seamster	CB	27	33%	12	36%	A Klein	LB	25	36%	7	21%
Z Bowman	CB	26	32%	8	24%	T Boston	SS	25	36%	2	6%
M Hull	LB	23	28%	17	52%	A Glanton	LB	23	33%	15	45%
A Francis	DT	22	27%	3	9%	S Thompson	LB	21	30%	2	6%
C Wake	DE	22	27%			C Cole	DT	21	30%		
B McCain	CB	22	27%			M Regis	DT	20	29%	6	18%
N Suh	DT	22	27%			K Love	DT	18	26%	2	6%
E Mitchell	DT	22	27%			R Lester	S	17	24%	5	15%
J Jenkins	LB	22	27%			D Edwards	DT	17	24%	1	3%
J Luc	LB	21	26%	13	39%	M Addison	DE	15	21%	4	12%
N Hewitt	LB	20	25%	14	42%	T Heath	DB	14	20%	11	33%
J Phillips	DT	20	25%	4	12%	D Mayo	LB	12	17%	11	33%
P Thomas	S	19	23%	11	33%	S Miller	DE	12	17%	1	3%
D Coleman	DT	19	23%	3	9%	B Blechen	LB	9	13%	7	21%
B McCain	DB	18	22%	8	24%	M Ball	SS	8	11%	10	30%
C Mosley	DT	17	21%			B Jacobs	LB	5	7%	19	58%
A Johnson	DT	16	20%	2	6%	K Reddick	LB	5	7%	13	39%
J Taylor	CB	15	19%	4	12%	C Alecxih	DT	4	6%		
K Montgomery	DE	15	19%	2	6%	F Alexander	DE	4	6%		
R Drew	DE	13	16%	2	6%	T Redden	DT	4	6%		
C Barnett	DT	13	16%	2	6%	J Trusnik	LB	3	4%	8	24%
R Jones	FS	7	9%			R Cox	DE	2	3%		
J Davidson	LB	3	4%	8	24%	A Miley	DE	1	1%		
J Denney	LS			9	27%	J Jansen	LS			11	33%
C Sturgis	K			6	18%	M Wile	K			9	27%
B Fields	P			5	15%	G Gano	K			7	21%
A Franks	K			4	12%	B Nortman	P			7	21%
M Darr	P			4	12%						