

NEW ENGLAND PATRIOTS GAME RELEASE



PRESEASON WEEK 1 NEW ENGLAND PATRIOTS vs GREEN BAY PACKERS



MEDIA SCHEDULE

SUNDAY, AUGUST 9

Players' Day Off - No Media Availability

MONDAY, AUGUST 10

12:30 p.m.

Media Check-In at Blue Gate and Media Workroom Opens

1:15-1:30 p.m.

Patriots Head Coach Bill Belichick press availability (Media Workroom)

1:45-approx. 3:30 p.m.

Patriots training camp practice

Approx. 3:45 p.m.

Patriots player availability immediately after practice (as players exit the field)

5:00 p.m.

Media Dinner (Media Workroom)

TUESDAY, AUGUST 11

12:30 p.m.

Media Check-In at Blue Gate and Media Workroom Opens

1:15-1:30 p.m.

Patriots Head Coach Bill Belichick press availability (Media Workroom)

1:45-approx. 3:30 p.m.

Patriots training camp practice

Approx. 3:45 p.m.

Patriots player availability immediately after practice (as players exit the field)

5:00 p.m.

Media Dinner (Media Workroom)

WEDNESDAY, AUGUST 12

No Media Availability

THURSDAY, AUGUST 13

7:30 p.m.

New England Patriots vs. Green Bay Packers

FRIDAY, AUGUST 14

9:00 a.m.

Bill Belichick Conference Call

2015 PATRIOTS SCHEDULE

PRESEASON (0-0)

| | | | |
|-----------------|----------------|-----------|-----|
| Thurs., Aug. 13 | Green Bay | 7:30 p.m. | WBZ |
| Sat., Aug. 22 | at New Orleans | 7:00 p.m. | WBZ |
| Fri., Aug. 28 | at Carolina | 7:30 p.m. | WBZ |
| Thu., Sept. 3 | at N.Y. Giants | 7:30 p.m. | WBZ |

REGULAR SEASON (0-0)

| | | | |
|------------------|-----------------|-----------|----------|
| Thurs., Sept. 10 | Pittsburgh | 8:30 p.m. | NBC |
| Sun., Sept. 20 | at Buffalo | 1:00 p.m. | CBS |
| Sun., Sept. 27 | Jacksonville | 1:00 p.m. | CBS |
| Sun., Oct. 4 | BYE WEEK | | |
| Sun., Oct. 11 | at Dallas | 4:25 p.m. | CBS* |
| Sun., Oct. 18 | at Indianapolis | 8:30 p.m. | NBC* |
| Sun., Oct. 25 | N.Y. Jets | 1:00 p.m. | CBS* |
| Thurs., Oct. 29 | Miami | 8:25 p.m. | CBS/NFLN |
| Sun., Nov. 8 | Washington | 1:00 p.m. | FOX* |
| Sun., Nov. 15 | at N.Y. Giants | 4:25 p.m. | CBS* |
| Mon., Nov. 23 | Buffalo | 8:30 p.m. | ESPN |
| Sun., Nov. 29 | at Denver | 8:30 p.m. | NBC* |
| Sun., Dec. 6 | Philadelphia | 4:25 p.m. | FOX* |
| Sun., Dec. 13 | at Houston | 1:00 p.m. | CBS* |
| Sun., Dec. 20 | Tennessee | 1:00 p.m. | CBS* |
| Sun., Dec. 27 | at N.Y. Jets | 1:00 p.m. | CBS* |
| Sun., Jan. 3 | at Miami | 1:00 p.m. | CBS* |

*Game time and network subject to possible flexible scheduling adjustment

2014 AFC EAST FINAL STANDINGS

| TEAM | W | L | T | PCT. | PF | PA |
|----------------|----|----|---|------|-----|-----|
| *NEW ENGLAND | 12 | 4 | 0 | .750 | 468 | 313 |
| Buffalo Bills | 9 | 7 | 0 | .563 | 343 | 289 |
| Miami Dolphins | 8 | 8 | 0 | .500 | 388 | 373 |
| New York Jets | 4 | 12 | 0 | .250 | 283 | 401 |

*Clinched Division

GAME SUMMARY

NEW ENGLAND PATRIOTS (0-0) vs. Green Bay Packers (0-0)

Thursday, Aug. 13, 2015 • Gillette Stadium • 7:30 p.m. ET

After beginning training camp on July 29, the New England Patriots will open the preseason at home against the Green Bay Packers on Thurs., Aug. 13, at Gillette Stadium. The Patriots will open the preseason at home for the first time since 2012.

The Patriots and Packers will be facing off in the preseason for the 14th time overall and for the first tie since Aug. 26, 2005 when the Patriots claimed a 27-3 victory at Lambeau Field.

The Patriots traveled to Green Bay last season for a regular season game, where the Packers claimed a 26-21 victory on Nov. 30 at Lambeau Field.

The Patriots first regular season home victory under the ownership of Robert Kraft was on Oct. 2, 1994 in a 17-16 win against Green Bay.

BROADCAST INFORMATION

TELEVISION: This week's game will be broadcast by the Patriots Preseason Television Network and can be seen in every New England state, as well as Alaska and Hawaii. The preseason network's flagship station is **WBZ-TV CBS** in Boston. WBZ-TV's **Dan Roche** provides play-by-play and is joined by former Patriots tight end **Christian Fauria** in the broadcast booth. Former Patriots linebacker **Matt Chatham** will provide sideline analysis along with WBZ-TV's **Steve Burton**. *Patriots Football Weekly's* beatwriters **Paul Perillo** and **Andy Hart** will also provide insight and analysis.

PATRIOTS PRESEASON TELEVISION NETWORK

Massachusetts

Boston, Mass. WBZ-TV Ch. 4
Springfield, Mass. WWLP-TV Ch. 22

Connecticut

Hartford, Conn. WTNH-TV Ch. 8

Maine

Portland, Maine WMTW-TV Ch. 8
Bangor, Maine WWIV-TV Ch. 7

New Hampshire

Manchester, N.H. WMUR-TV Ch. 9

Rhode Island

Providence, R.I. WPRI-TV Ch. 12

Vermont

Burlington, Vt. WCAX-TV Ch. 3

Alaska

Anchorage, Alaska KYUR-TV Ch. 13
Fairbanks, Alaska KATN-TV Ch. 2
Juneau, Alaska KJUD-TV Ch. 8

Hawaii

Honolulu, Hawaii KFVE-TV Ch. 5

RADIO: 98.5 FM, The Sports Hub, is the flagship station for the **Patriots Radio Network**.

A complete listing of the network's 39 stations can be found in this press release. Play-by-play broadcaster **Bob Socci** will call the action along with former Patriots quarterback **Scott Zolak**, who will provide color analysis.

PATRIOTS 2014 SEASON WAS ONE FOR THE AGES

The Super Bowl XLIX win was the fourth Super Bowl win since Robert Kraft purchased the team in 1994, a total that is the most in the league over that span. The eighth Super Bowl appearance in 2014 tied Dallas and Pittsburgh for the most Super Bowl berths. Additionally it was the seventh Super Bowl under the Kraft ownership, setting a new NFL record for most conference championships as an owner.

The 28-24 Super Bowl victory over the Seattle Seahawks was the fourth Super Bowl title in franchise history. The Patriots joined Pittsburgh (6), Dallas (5) San Francisco (5), Green Bay (4) and the New York Giants (4) as the only teams with at least four Super Bowl wins.

MEDIA CONTACTS

PATRIOTS MEDIA RELATIONS OFFICE: 508-384-4203

Stacey James, Vice President of Media Relations, staceyj@patriots.com, 508-326-6868

Aaron Salkin, Director of Media Relations, aarons@patriots.com, 508-326-6870

Michael Jurvaty, Asst. Director of Media Relations, mjurovaty@patriots.com, 508-326-6187

Cecily Faenza, Social Media Manager, cecilyf@patriots.com, 774-254-7917

Travis Basciotta, Media Relations Coord., travisb@patriots.com,

Jeremie Smith, Corporate Communications Coord., jeremies@patriots.com, 508-549-0492

GILLETTE STADIUM • ONE PATRIOT PLACE • FOXBOROUGH, MA 02035

TEL: 508-384-9105 • FAX: 508-543-9053

PATRIOTS.COM • HTTP://MEDIA.PATRIOTS.COM





2014 FINAL REGULAR SEASON OFFENSIVE STATISTICS

WON 12, LOST 4

| | | |
|---------------|------------------|--------|
| 09/07 L 20-33 | at Miami | 70,630 |
| 09/14 W 30- 7 | at Minnesota | 52,350 |
| 09/21 W 16- 9 | Oakland | 68,756 |
| 09/29 L 14-41 | at Kansas City | 76,613 |
| 10/05 W 43-17 | Cincinnati | 68,756 |
| 10/12 W 37-22 | at Buffalo | 70,185 |
| 10/16 W 27-25 | New York Jets | 68,756 |
| 10/26 W 51-23 | Chicago | 68,756 |
| 11/02 W 43-21 | Denver | 68,756 |
| 11/16 W 42-20 | at Indianapolis | 66,751 |
| 11/23 W 34- 9 | Detroit | 68,756 |
| 11/30 L 21-26 | at Green Bay | 78,431 |
| 12/07 W 23-14 | at San Diego | 68,815 |
| 12/14 W 41-13 | Miami | 68,756 |
| 12/21 W 17-16 | at New York Jets | 78,160 |
| 12/28 L 9-17 | Buffalo | 68,756 |

N.E. Opp.

| | | |
|--------------------|----------|---------|
| TOTAL FIRST DOWNS | 361 | 329 |
| Rushing | 96 | 88 |
| Passing | 228 | 196 |
| Penalty | 37 | 45 |
| 3rd Down: Made/Att | 98/221 | 84/209 |
| 3rd Down Pct. | 44.3 | 40.2 |
| 4th Down: Made/Att | 7/13 | 8/23 |
| 4th Down Pct. | 53.8 | 34.8 |
| POSSESSION AVG. | 29:37 | 30:23 |
| TOTAL NET YARDS | 5848 | 5506 |
| Avg. Per Game | 365.5 | 344.1 |
| Total Plays | 1073 | 1033 |
| Avg. Per Play | 5.5 | 5.3 |
| NET YARDS RUSHING | 1727 | 1669 |
| Avg. Per Game | 107.9 | 104.3 |
| Total Rushes | 438 | 419 |
| NET YARDS PASSING | 4121 | 3837 |
| Avg. Per Game | 257.6 | 239.8 |
| Sacked/Yards Lost | 26/170 | 40/282 |
| Gross Yards | 4291 | 4119 |
| Att./Completions | 609/392 | 574/342 |
| Completion Pct. | 64.4 | 59.6 |
| Had Intercepted | 9 | 16 |
| PUNTS/AVERAGE | 67/45.7 | 65/43.8 |
| NET PUNTING AVG. | 67/39.9 | 65/36.6 |
| PENALTIES/YARDS | 120/1080 | 92/752 |
| FUMBLES/BALL LOST | 13/4 | 19/9 |
| TOUCHDOWNS | 52 | 32 |
| Rushing | 13 | 6 |
| Passing | 34 | 24 |
| Returns | 5 | 2 |

| * SCORE BY PERIODS | Q1 | Q2 | Q3 | Q4 | OT | PTS |
|--------------------|----|-----|-----|-----|----|-----|
| TEAM | 78 | 183 | 101 | 106 | 0 | 468 |
| OPPONENTS | 66 | 100 | 85 | 62 | 0 | 313 |

| * SCORING | TD | Ru | Pa | Rt | K-PAT | FG | S | PTS |
|------------|----|----|----|----|-------|-------|---|-----|
| Gostkowski | 0 | 0 | 0 | 0 | 51/51 | 35/37 | 0 | 156 |
| Gronkowski | 12 | 0 | 12 | 0 | | | 0 | 72 |
| LaFell | 7 | 0 | 7 | 0 | | | 0 | 42 |
| Wright | 6 | 0 | 6 | 0 | | | 0 | 36 |
| Blount LG | 5 | 5 | 0 | 0 | | | 0 | 30 |
| Blount TM | 3 | 3 | 0 | 0 | | | 0 | 18 |
| Edelman | 5 | 0 | 4 | 1 | | | 0 | 30 |
| Gray | 5 | 5 | 0 | 0 | | | 0 | 30 |
| Vereen | 5 | 2 | 3 | 0 | | | 0 | 30 |
| Arrington | 2 | 0 | 0 | 2 | | | 0 | 12 |
| Ridley | 2 | 2 | 0 | 0 | | | 0 | 12 |
| Amendola | 1 | 0 | 1 | 0 | | | 0 | 6 |
| Bolden | 1 | 1 | 0 | 0 | | | 0 | 6 |
| Cha. Jones | 1 | 0 | 0 | 1 | | | 0 | 6 |
| Ninkovich | 1 | 0 | 0 | 1 | | | 0 | 6 |
| Tyms | 1 | 0 | 1 | 0 | | | 0 | 6 |
| TEAM | 52 | 13 | 34 | 5 | 51/51 | 35/37 | 0 | 468 |
| OPPONENTS | 32 | 6 | 24 | 2 | 28/28 | 29/37 | 0 | 313 |

2-Pt Conv: TM 0-1, OPP 3-4

| * RUSHING | No. | Yds | Avg | Long | TD |
|-----------|-----|------|------|------|----|
| Blount LG | 125 | 547 | 4.4 | 50 | 5 |
| Blount TM | 60 | 281 | 4.7 | 34 | 3 |
| Gray | 89 | 412 | 4.6 | 20 | 5 |
| Vereen | 96 | 391 | 4.1 | 19 | 2 |
| Ridley | 94 | 340 | 3.6 | 43 | 2 |
| Edelman | 10 | 94 | 9.4 | 25 | 0 |
| Bolden | 28 | 89 | 3.2 | 17 | 1 |
| Brady | 36 | 57 | 1.6 | 17 | 0 |
| J. White | 9 | 38 | 4.2 | 11 | 0 |
| LaFell | 2 | 13 | 6.5 | 9 | 0 |
| Garoppolo | 10 | 9 | 0.9 | 9 | 0 |
| Develin | 3 | 5 | 1.7 | 5 | 0 |
| Wright | 1 | -2 | -2.0 | -2 | 0 |
| TEAM | 438 | 1727 | 3.9 | 43 | 13 |
| OPPONENTS | 419 | 1669 | 4.0 | 48 | 6 |

| * RECEIVING | No. | Yds | Avg | Long | TD |
|--------------|-----|------|------|------|----|
| Edelman | 92 | 972 | 10.6 | 69t | 4 |
| Gronkowski | 82 | 1124 | 13.7 | 46t | 12 |
| LaFell | 74 | 953 | 12.9 | 56t | 7 |
| Vereen | 52 | 447 | 8.6 | 49t | 3 |
| Amendola | 27 | 200 | 7.4 | 21 | 1 |
| Wright | 26 | 259 | 10.0 | 30 | 6 |
| Blount LG | 10 | 54 | 5.4 | 13 | 0 |
| Blount TM | 4 | 18 | 4.5 | 11 | 0 |
| Thompkins TM | 6 | 53 | 8.8 | 16 | 0 |
| Develin | 6 | 43 | 7.2 | 13 | 0 |
| Tyms | 5 | 82 | 16.4 | 43t | 1 |
| J. White | 5 | 23 | 4.6 | 11 | 0 |
| Ridley | 4 | 20 | 5.0 | 7 | 0 |
| Hoomanawanui | 3 | 44 | 14.7 | 23 | 0 |
| Dobson | 3 | 38 | 12.7 | 16 | 0 |
| Bolden | 2 | 8 | 4.0 | 4 | 0 |
| Gray | 1 | 7 | 7.0 | 7 | 0 |
| TEAM | 392 | 4291 | 10.9 | 69t | 34 |
| OPPONENTS | 342 | 4119 | 12.0 | 50 | 24 |

| * INTERCEPTIONS | No. | Yds | Avg | Long | TD |
|-----------------|-----|-----|------|------|----|
| McCourty | 2 | 70 | 35.0 | 60 | 0 |
| Collins | 2 | 0 | 0.0 | 0 | 0 |
| Revis | 2 | 0 | 0.0 | 0 | 0 |
| Ryan | 2 | 0 | 0.0 | 0 | 0 |
| Harmon | 1 | 60 | 60.0 | 60 | 0 |
| Browner | 1 | 32 | 32.0 | 30 | 0 |
| Ninkovich | 1 | 11 | 11.0 | 11 | 0 |
| Chung | 1 | 10 | 10.0 | 10 | 0 |
| Wilfork | 1 | 1 | 1.0 | 1 | 0 |
| Ayers LG | 1 | 0 | 0.0 | 0 | 0 |
| Ayers TM | 1 | 0 | 0.0 | 0 | 0 |
| Dennard | 1 | 0 | 0.0 | 0 | 0 |
| Easley | 1 | 0 | 0.0 | 0 | 0 |
| TEAM | 16 | 184 | 11.5 | 60 | 0 |
| OPPONENTS | 9 | 89 | 9.9 | 39t | 1 |

| * PUNTING | No. | Yds | Avg | Net | TB | In | Lg | B |
|-----------|-----|------|------|------|----|----|----|---|
| Allen | 66 | 3060 | 46.4 | 39.9 | 6 | 25 | 67 | 1 |
| TEAM | 67 | 3060 | 45.7 | 39.9 | 6 | 25 | 67 | 1 |
| OPPONENTS | 65 | 2847 | 43.8 | 36.6 | 2 | 18 | 61 | 1 |

| * PUNT RETURNS | Ret | FC | Yds | Avg | Long | TD |
|----------------|-----|----|-----|------|------|----|
| Edelman | 25 | 6 | 299 | 12.0 | 84t | 1 |
| Amendola | 16 | 5 | 132 | 8.3 | 39 | 0 |
| TEAM | 41 | 11 | 431 | 10.5 | 84t | 1 |
| OPPONENTS | 29 | 15 | 267 | 9.2 | 47 | 0 |

| * KICKOFF RETURNS | No. | Yds | Avg | Long | TD |
|-------------------|-----|-----|------|------|----|
| Amendola | 20 | 482 | 24.1 | 81 | 0 |
| Chung | 7 | 140 | 20.0 | 30 | 0 |
| Blount LG | 5 | 103 | 20.6 | 29 | 0 |
| Slater | 2 | 44 | 22.0 | 26 | 0 |
| LaFell | 1 | 0 | 0.0 | 0 | 0 |
| McCourty | 1 | 27 | 27.0 | 27 | 0 |
| TEAM | 31 | 693 | 22.4 | 81 | 0 |
| OPPONENTS | 45 | 955 | 21.2 | 62 | 0 |

| * FIELD GOALS | 1-19 | 20-29 | 30-39 | 40-49 | 50+ |
|---------------|------|-------|-------|-------|-----|
| Gostkowski | 1/ 1 | 11/11 | 10/11 | 12/13 | 1/1 |
| TEAM | 1/ 1 | 11/11 | 10/11 | 12/13 | 1/1 |
| OPPONENTS | 0/ 0 | 12/12 | 8/ 8 | 7/11 | 2/6 |

| * PASSING | Att | Cmp | Yds | Cmp% | Yds/Att | TD | TD% | Int | Int% | Long | Sack/Lost | Rating |
|-----------|-----|-----|------|------|---------|----|-----|-----|------|------|-----------|--------|
| Brady | 582 | 373 | 4109 | 64.1 | 7.06 | 33 | 5.7 | 9 | 1.5 | 69t | 21/ 134 | 97.4 |
| Garoppolo | 27 | 19 | 182 | 70.4 | 6.74 | 1 | 3.7 | 0 | 0.0 | 37 | 5/ 36 | 101.2 |
| TEAM | 609 | 392 | 4291 | 64.4 | 7.05 | 34 | 5.6 | 9 | 1.5 | 69t | 26/ 170 | 97.5 |
| OPPONENTS | 574 | 342 | 4119 | 59.6 | 7.18 | 24 | 4.2 | 16 | 2.8 | 50 | 40/ 282 | 84.0 |



2014 FINAL REGULAR SEASON DEFENSIVE STATISTICS

| PLAYER Name | TACKLES | | | SACKS | | | INTERCEPTIONS | | | | FUMBLES | | | | SP. TEAMS | | | | |
|--------------------|------------|------------|------------|-------------|--------------|-----------|---------------|------------|----------|-----------|-----------|----------|-----------|----------|-----------|-----------|-----------|----------|----------|
| | TT | UT | A | S | Yds | QH | Int | Yds | TD | PD | FF | FR | Yds | TD | TT | UT | A | FF | FR |
| Jamie Collins | 109 | 74 | 35 | 4.0 | 30.0 | 7 | 2 | 0 | 0 | 3 | 4 | 2 | 0 | 0 | 1 | 1 | 0 | 0 | 0 |
| Dont'a Hightower | 92 | 69 | 23 | 6.0 | 50.0 | 12 | 0 | 0 | 0 | 2 | 1 | 0 | 0 | 0 | 0 | 0 | 0 | 0 | 0 |
| Patrick Chung | 89 | 54 | 35 | 0.0 | 0.0 | 1 | 1 | 10 | 0 | 7 | 0 | 0 | 0 | 0 | 0 | 0 | 0 | 0 | 0 |
| Devin McCourty | 72 | 54 | 18 | 0.0 | 0.0 | 0 | 2 | 70 | 0 | 6 | 1 | 0 | 0 | 0 | 2 | 1 | 1 | 0 | 0 |
| Rob Ninkovich | 56 | 45 | 11 | 8.0 | 54.0 | 16 | 1 | 11 | 0 | 2 | 0 | 1 | 15 | 1 | 1 | 1 | 0 | 0 | 0 |
| Jerod Mayo | 52 | 40 | 12 | 1.0 | 9.0 | 2 | 0 | 0 | 0 | 0 | 0 | 1 | 0 | 0 | 0 | 0 | 0 | 0 | 0 |
| Darrelle Revis | 49 | 41 | 8 | 0.0 | 0.0 | 0 | 2 | 0 | 0 | 14 | 1 | 1 | 0 | 0 | 0 | 0 | 0 | 0 | 0 |
| Vince Wilfork | 47 | 27 | 20 | 0.0 | 0.0 | 1 | 1 | 1 | 0 | 2 | 0 | 0 | 0 | 0 | 0 | 0 | 0 | 0 | 0 |
| Chandler Jones | 43 | 27 | 16 | 6.0 | 49.5 | 10 | 0 | 0 | 0 | 2 | 2 | 1 | 0 | 0 | 0 | 0 | 0 | 0 | 0 |
| Logan Ryan | 36 | 24 | 12 | 0.0 | 0.0 | 0 | 2 | 0 | 0 | 6 | 1 | 0 | 0 | 0 | 8 | 6 | 2 | 0 | 0 |
| Kyle Arrington | 33 | 28 | 5 | 1.0 | 0.0 | 0 | 0 | 0 | 0 | 4 | 2 | 0 | 0 | 0 | 7 | 5 | 2 | 0 | 1 |
| Chris Jones | 27 | 17 | 10 | 3.0 | 17.5 | 7 | 0 | 0 | 0 | 0 | 0 | 0 | 0 | 0 | 0 | 0 | 0 | 0 | 0 |
| Sealver Siliga | 27 | 15 | 12 | 2.5 | 11.5 | 4 | 0 | 0 | 0 | 0 | 0 | 0 | 0 | 0 | 0 | 0 | 0 | 0 | 0 |
| Brandon Browner | 26 | 22 | 4 | 0.0 | 0.0 | 0 | 1 | 32 | 0 | 6 | 0 | 0 | 0 | 0 | 0 | 0 | 0 | 0 | 0 |
| Jonathan Casillas | 21 | 18 | 3 | 0.0 | 0.0 | 1 | 0 | 0 | 0 | 0 | 1 | 0 | 0 | 0 | 5 | 4 | 1 | 0 | 0 |
| Tavon Wilson | 20 | 17 | 3 | 0.0 | 0.0 | 1 | 0 | 0 | 0 | 2 | 0 | 0 | 0 | 0 | 6 | 5 | 1 | 0 | 0 |
| Alfonzo Dennard | 15 | 13 | 2 | 0.0 | 0.0 | 0 | 1 | 0 | 0 | 1 | 0 | 1 | 0 | 0 | 0 | 0 | 0 | 0 | 0 |
| Akeem Ayers | 15 | 12 | 3 | 4.0 | 35.0 | 5 | 1 | 0 | 0 | 1 | 0 | 0 | 0 | 0 | 3 | 3 | 0 | 0 | 0 |
| Alan Branch | 14 | 6 | 8 | 0.0 | 0.0 | 2 | 0 | 0 | 0 | 1 | 0 | 0 | 0 | 0 | 0 | 0 | 0 | 0 | 0 |
| Malcolm Butler | 14 | 13 | 1 | 0.0 | 0.0 | 0 | 0 | 0 | 0 | 4 | 0 | 0 | 0 | 0 | 1 | 1 | 0 | 0 | 0 |
| Duron Harmon | 12 | 8 | 4 | 0.0 | 0.0 | 0 | 1 | 60 | 0 | 1 | 0 | 1 | 0 | 0 | 1 | 0 | 1 | 0 | 0 |
| Casey Walker | 10 | 8 | 2 | 1.0 | 5.0 | 1 | 0 | 0 | 0 | 0 | 0 | 0 | 0 | 0 | 0 | 0 | 0 | 0 | 0 |
| Deontae Skinner | 10 | 3 | 7 | 1.0 | 10.0 | 1 | 0 | 0 | 0 | 0 | 0 | 0 | 0 | 0 | 4 | 3 | 1 | 0 | 0 |
| Dominique Easley | 9 | 6 | 3 | 1.0 | 4.0 | 3 | 1 | 0 | 0 | 1 | 0 | 0 | 0 | 0 | 0 | 0 | 0 | 0 | 0 |
| Joe Vellano | 6 | 5 | 1 | 1.0 | 4.0 | 1 | 0 | 0 | 0 | 0 | 0 | 0 | 0 | 0 | 0 | 0 | 0 | 0 | 0 |
| Darius Fleming | 5 | 4 | 1 | 0.0 | 0.0 | 0 | 0 | 0 | 0 | 0 | 0 | 0 | 0 | 0 | 0 | 0 | 0 | 0 | 0 |
| Nate Ebner | 4 | 4 | 0 | 0.0 | 0.0 | 0 | 0 | 0 | 0 | 0 | 0 | 0 | 0 | 0 | 11 | 6 | 5 | 0 | 0 |
| Zach Moore | 4 | 0 | 4 | 0.5 | 2.5 | 0 | 0 | 0 | 0 | 0 | 1 | 1 | 0 | 0 | 0 | 0 | 0 | 0 | 0 |
| Michael Buchanan | 1 | 0 | 1 | 0.0 | 0.0 | 0 | 0 | 0 | 0 | 0 | 0 | 0 | 0 | 0 | 1 | 1 | 0 | 0 | 0 |
| Don Jones | 1 | 0 | 1 | 0.0 | 0.0 | 0 | 0 | 0 | 0 | 0 | 0 | 0 | 0 | 0 | 8 | 7 | 1 | 0 | 0 |
| Brandon Bolden | 0 | 0 | 0 | 0.0 | 0.0 | 0 | 0 | 0 | 0 | 0 | 0 | 0 | 0 | 0 | 6 | 5 | 1 | 0 | 0 |
| Matthew Slater | 0 | 0 | 0 | 0.0 | 0.0 | 0 | 0 | 0 | 0 | 0 | 0 | 0 | 0 | 0 | 14 | 11 | 3 | 0 | 0 |
| Stephen Gostkowski | 0 | 0 | 0 | 0.0 | 0.0 | 0 | 0 | 0 | 0 | 0 | 0 | 0 | 0 | 0 | 2 | 2 | 1 | 0 | 0 |
| Jonas Gray | 0 | 0 | 0 | 0.0 | 0.0 | 0 | 0 | 0 | 0 | 0 | 0 | 0 | 0 | 0 | 1 | 1 | 0 | 0 | 0 |
| Ja'Gared Davis | 0 | 0 | 0 | 0.0 | 0.0 | 0 | 0 | 0 | 0 | 0 | 0 | 0 | 0 | 0 | 1 | 0 | 1 | 0 | 0 |
| Brian Tyms | 0 | 0 | 0 | 0.0 | 0.0 | 0 | 0 | 0 | 0 | 0 | 0 | 0 | 0 | 0 | 1 | 1 | 0 | 0 | 0 |
| Brandon LaFell | 0 | 0 | 0 | 0.0 | 0.0 | 0 | 0 | 0 | 0 | 0 | 0 | 0 | 0 | 0 | 1 | 1 | 0 | 0 | 0 |
| Chris White | 0 | 0 | 0 | 0.0 | 0.0 | 0 | 0 | 0 | 0 | 0 | 0 | 0 | 0 | 0 | 9 | 5 | 4 | 0 | 0 |
| Totals | 919 | 654 | 265 | 40.0 | 282.0 | 75 | 16 | 184 | 0 | 65 | 14 | 9 | 15 | 1 | 94 | 70 | 25 | 0 | 1 |

| FUMBLES - LOST (13-4) | | | | |
|-----------------------|-----------|----------|----------|----------|
| No. | Lost | Own Rec | O.B. | |
| Danny Aiken | 1 | 0 | 0 | 0 |
| Ryan Allen | 0 | 0 | 1 | 0 |
| Tom Brady | 6 | 3 | 1 | 0 |
| Dan Connolly | 0 | 0 | 1 | 0 |
| Jamie Collins | 1 | 0 | 0 | 0 |
| Alfonzo Dennard | 0 | 0 | 1 | 0 |
| James Develin | 1 | 0 | 1 | 0 |
| Julian Edelman | 3 | 0 | 2 | 0 |
| Brandon LaFell | 1 | 1 | 0 | 0 |
| Nate Solder | 0 | 0 | 1 | 0 |
| James White | 0 | 0 | 1 | 0 |
| Totals | 13 | 4 | 9 | 0 |

| KEY | |
|-----------------------|--------------------------------------|
| TT-Total Tackles | Int/Yds-Interceptions/Yards Returned |
| UT-Unassisted Tackles | PD-Passes Defensed |
| A-Assisted Tackles | FF-Forced Fumbles |

| BLOCKED KICKS | | | |
|----------------|----------|----------|----------|
| | XP | FG | P |
| Brandon Bolden | 0 | 0 | 1 |
| Jamie Collins | 0 | 1 | 0 |
| Chandler Jones | 0 | 1 | 0 |
| Chris Jones | 0 | 1 | 0 |
| Vince Wilfork | 0 | 1 | 0 |
| Totals | 0 | 4 | 1 |

| MISC. OFFENSIVE STATS | | | | |
|-----------------------|-----------|----------|----------|----------|
| | Tkl | Ast | FF | FR |
| Tom Brady | 1 | 0 | 0 | 0 |
| Jordan Devey | 1 | 0 | 0 | 0 |
| Dan Connolly | 0 | 1 | 0 | 0 |
| Julian Edelman | 4 | 0 | 0 | 0 |
| Brandon LaFell | 1 | 0 | 0 | 0 |
| Nate Solder | 1 | 0 | 0 | 0 |
| Bryan Stork | 0 | 1 | 0 | 0 |
| Brian Tyms | 1 | 0 | 0 | 0 |
| Shane Vereen | 1 | 0 | 0 | 0 |
| Totals | 10 | 2 | 0 | 0 |



2014 FINAL POSTSEASON OFFENSIVE STATISTICS

WON 3, LOST 0

01/10 W 35-31 Baltimore
01/18 W 45-7 Indianapolis
02/01 W 28-24 Seattle

N.E. Opp.

TOTAL FIRST DOWNS 82 65

Rushing 19 24

Passing 56 33

Penalty 7 8

3rd Down: Made/Att 26/43 7/30

3rd Down Pct. 60.5 23.3

4th Down: Made/Att 2/2 3/3

4th Down Pct. 100.0 100.0

POSSESSION AVG. 32:59 27:01

TOTAL NET YARDS 1196 1033

Avg. Per Game 398.7 344.3

Total Plays 214 178

Avg. Per Play 5.6 5.8

NET YARDS RUSHING 248 381

Avg. Per Game 82.7 127.0

Total Rushes 74 76

NET YARDS PASSING 948 652

Avg. Per Game 316.0 217.3

Sacked/Yards Lost 4/24 3/13

Gross Yards 972 665

Att./Completions 136/94 99/52

Completion Pct. 69.1 52.5

Had Intercepted 4 5

PUNTS/AVERAGE 12/41.1 15/47.9

NET PUNTING AVG. 12/36.0 15/38.3

PENALTIES/YARDS 18/141 17/158

FUMBLES/BALL LOST 3/0 2/1

TOUCHDOWNS 15 8

Rushing 4 2

Passing 11 6

Returns 0 0

*** SCORE BY PERIODS Q1 Q2 Q3 Q4 OT PTS**

TEAM 21 24 35 28 0 108

OPPONENTS 14 28 17 3 0 62

*** SCORING TD-Ru-Pa-Rt K-PAT FG S PTS**

Amendola 3 0 3 0 0 18

Blount LG 3 3 0 0 0 18

Blount TM 3 3 0 0 0 18

Gostkowski 0 0 0 0 15/15 1/ 1 0 18

Gronkowski 3 0 3 0 0 18

LaFell 2 0 2 0 0 12

Brady 1 1 0 0 0 6

Develin 1 0 1 0 0 6

Edelman 1 0 1 0 0 6

Solder 1 0 1 0 0 6

TEAM 15 4 11 0 15/15 1/ 1 0 108

OPPONENTS 8 2 6 0 8/ 8 2/ 3 0 62

2-Pt Conv: TM 0-0, OPP 0-0

SACKS: Cha. Jones 1, Ninkovich 1, Revis 1,

TM 3, OPP 4

FUM/LOST: Edelman 2/0, Amendola 1/0

*** RUSHING No. Yds Avg Long TD**

Blount LG 47 189 4.0 22 3

Blount TM 47 189 4.0 22 3

Vereen 6 21 3.5 7 0

Edelman 2 19 9.5 12 0

Brady 11 10 0.9 9 1

Bolden 3 7 2.3 4 0

Gray 4 4 1.0 2 0

Amendola 1 -2 -2.0 -2 0

TEAM 74 248 3.4 22 4

OPPONENTS 76 381 5.0 19 2

*** RECEIVING No. Yds Avg Long TD**

Edelman 26 281 10.8 23 1

Vereen 18 144 8.0 30 0

Gronkowski 16 204 12.8 46 3

LaFell 13 119 9.2 23t 2

Amendola 11 137 12.5 51t 3

Hoomanawanui 6 53 8.8 16 0

Develin 2 7 3.5 6 1

Solder 1 16 16.0 16t 1

Bolden 1 11 11.0 11 0

TEAM 94 972 10.3 51t 11

OPPONENTS 52 665 12.8 45 6

*** INTERCEPTIONS No. Yds Avg Long TD**

Revis 1 30 30.0 30 0

Collins 1 25 25.0 25 0

Butler 1 3 3.0 3 0

Harmon 1 0 0.0 0 0

McCourty 1 0 0.0 0 0

TEAM 5 58 11.6 30 0

OPPONENTS 4 20 5.0 14 0

*** PUNTING No. Yds Avg Net TB In Lg B**

Allen 12 493 41.1 36.0 1 3 64 0

TEAM 12 493 41.1 36.0 1 3 64 0

OPPONENTS 15 718 47.9 38.3 0 1 61 0

*** PUNT RETURNS Ret FC Yds Avg Long TD**

Edelman 9 2 143 15.9 45 0

Amendola 0 2 0 --- --- 0

TEAM 9 4 143 15.9 45 0

OPPONENTS 8 1 41 5.1 10 0

*** KICKOFF RETURNS No. Yds Avg Long TD**

Amendola 9 213 23.7 30 0

Develin 1 5 5.0 5 0

TEAM 10 218 21.8 30 0

OPPONENTS 10 234 23.4 30 0

*** FIELD GOALS 1-19 20-29 30-39 40-49 50+**

Gostkowski 0/ 0 1/ 1 0/ 0 0/ 0 0/0

TEAM 0/ 0 1/ 1 0/ 0 0/ 0 0/0

OPPONENTS 0/ 0 2/ 2 0/ 0 0/ 0 0/1

Gostkowski: () (21G) ()

TM: () (21G) ()

OPP: (25G) (51N) (27G)

*** PASSING Att Cmp Yds Cmp% Yds/Att TD TD% Int Int% Long Sack/Lost Rating**

Brady 135 93 921 68.9 6.82 10 7.4 4 3.0 46 4/ 24 100.3

Edelman 1 1 51 100.0 51.00 1 100.0 0 0.0 51t 0/ 0 158.3

TEAM 136 94 972 69.1 7.15 11 8.1 4 2.9 51t 4/ 24 104.2

OPPONENTS 99 52 665 52.5 6.72 6 6.1 5 5.1 45 3/ 13 73.0



2014 FINAL POSTSEASON DEFENSIVE STATISTICS

| PLAYER Name | TACKLES | | | SACKS | | | INTERCEPTIONS | | | | FUMBLES | | | | SP. TEAMS | | | | |
|-------------------|------------|-----------|-----------|------------|-------------|-----------|---------------|-----------|----------|-----------|----------|----------|----------|----------|-----------|-----------|----------|----------|----------|
| | TT | UT | A | S/ | Yds | OH | Int/ | Yds | TD | PD | FF | FR/ | Yds | TD | TT | UT | A | FF | FR |
| Jamie Collins | 23 | 17 | 6 | 0.0 | 0.0 | 2 | 1 | 25 | 0 | 3 | 0 | 0 | 0 | 0 | 0 | 0 | 0 | 0 | 0 |
| Dont'a Hightower | 16 | 10 | 6 | 0.0 | 0.0 | 0 | 0 | 0 | 0 | 0 | 0 | 0 | 0 | 0 | 0 | 0 | 0 | 0 | 0 |
| Rob Ninkovich | 15 | 8 | 7 | 1.0 | 8.0 | 4 | 0 | 0 | 0 | 2 | 0 | 0 | 0 | 0 | 0 | 0 | 0 | 0 | 0 |
| Sealver Siliga | 12 | 4 | 8 | 0.0 | 0.0 | 0 | 0 | 0 | 0 | 0 | 0 | 0 | 0 | 0 | 0 | 0 | 0 | 0 | 0 |
| Patrick Chung | 10 | 8 | 2 | 0.0 | 0.0 | 0 | 0 | 0 | 0 | 0 | 0 | 0 | 0 | 0 | 0 | 0 | 0 | 0 | 0 |
| Devin McCourty | 9 | 7 | 2 | 0.0 | 0.0 | 0 | 1 | 0 | 0 | 3 | 0 | 0 | 0 | 0 | 1 | 1 | 0 | 0 | 0 |
| Kyle Arrington | 8 | 6 | 2 | 0.0 | 0.0 | 0 | 0 | 0 | 0 | 0 | 0 | 0 | 0 | 0 | 2 | 2 | 0 | 0 | 0 |
| Chandler Jones | 8 | 7 | 1 | 1.0 | 3.0 | 5 | 0 | 0 | 0 | 0 | 0 | 0 | 0 | 0 | 0 | 0 | 0 | 0 | 0 |
| Brandon Browner | 7 | 6 | 1 | 0.0 | 0.0 | 0 | 0 | 0 | 0 | 1 | 0 | 0 | 0 | 0 | 0 | 0 | 0 | 0 | 0 |
| Alan Branch | 7 | 6 | 1 | 0.0 | 0.0 | 0 | 0 | 0 | 0 | 0 | 0 | 0 | 0 | 0 | 0 | 0 | 0 | 0 | 0 |
| Vince Wilfork | 6 | 4 | 2 | 0.0 | 0.0 | 0 | 0 | 0 | 0 | 0 | 0 | 0 | 0 | 0 | 0 | 0 | 0 | 0 | 0 |
| Logan Ryan | 4 | 4 | 0 | 0.0 | 0.0 | 0 | 0 | 0 | 0 | 1 | 1 | 0 | 0 | 0 | 0 | 0 | 0 | 0 | 0 |
| Malcolm Butler | 4 | 4 | 0 | 0.0 | 0.0 | 0 | 1 | 3 | 0 | 3 | 0 | 0 | 0 | 0 | 0 | 0 | 0 | 0 | 0 |
| Darrelle Revis | 3 | 3 | 0 | 1.0 | 2.0 | 1 | 1 | 30 | 0 | 2 | 0 | 0 | 0 | 0 | 0 | 0 | 0 | 0 | 0 |
| Chris Jones | 2 | 1 | 1 | 0.0 | 0.0 | 0 | 0 | 0 | 0 | 0 | 0 | 0 | 0 | 0 | 0 | 0 | 0 | 0 | 0 |
| Tavon Wilson | 2 | 1 | 1 | 0.0 | 0.0 | 0 | 0 | 0 | 0 | 0 | 0 | 0 | 0 | 0 | 0 | 0 | 0 | 0 | 0 |
| Duron Harmon | 1 | 1 | 0 | 0.0 | 0.0 | 0 | 1 | 0 | 0 | 1 | 0 | 0 | 0 | 0 | 0 | 0 | 0 | 0 | 0 |
| Joe Vellano | 1 | 1 | 0 | 0.0 | 0.0 | 0 | 0 | 0 | 0 | 0 | 0 | 0 | 0 | 0 | 0 | 0 | 0 | 0 | 0 |
| Jonathan Casillas | 1 | 1 | 0 | 0.0 | 0.0 | 0 | 0 | 0 | 0 | 0 | 0 | 0 | 0 | 0 | 2 | 1 | 1 | 0 | 0 |
| Chris White | 0 | 0 | 0 | 0.0 | 0.0 | 0 | 0 | 0 | 0 | 0 | 0 | 0 | 0 | 0 | 4 | 3 | 1 | 0 | 0 |
| Matthew Slater | 0 | 0 | 0 | 0.0 | 0.0 | 0 | 0 | 0 | 0 | 0 | 0 | 0 | 0 | 0 | 2 | 1 | 1 | 0 | 0 |
| Darius Fleming | 0 | 0 | 0 | 0.0 | 0.0 | 0 | 0 | 0 | 0 | 0 | 0 | 0 | 0 | 0 | 2 | 2 | 0 | 0 | 1 |
| Akeem Ayers | 0 | 0 | 0 | 0.0 | 0.0 | 1 | 0 | 0 | 0 | 0 | 0 | 0 | 0 | 0 | 2 | 1 | 1 | 0 | 0 |
| Brandon Bolden | 0 | 0 | 0 | 0.0 | 0.0 | 0 | 0 | 0 | 0 | 0 | 0 | 0 | 0 | 0 | 1 | 1 | 0 | 0 | 0 |
| TOTALS | 139 | 99 | 40 | 3.0 | 13.0 | 13 | 5 | 58 | 0 | 16 | 1 | 0 | 0 | 0 | 16 | 12 | 4 | 0 | 0 |

| FUMBLES - LOST (3-0) | | | | |
|-----------------------|----------|----------|----------|----------|
| No. | Lost | Rec | O.B. | |
| Julian Edelman | 2 | 0 | 1 | 0 |
| Danny Amendola | 1 | 0 | 0 | 0 |
| Darius Fleming | 0 | 0 | 1 | 0 |
| Chris Jones | 0 | 0 | 1 | 0 |
| TOTALS | 3 | 0 | 3 | 0 |
| MISC. OFFENSIVE STATS | | | | |
| Tkl | Ast | FF | FR | |
| Danny Amendola | 1 | 0 | 0 | 0 |
| Brandon Bolden | 1 | 0 | 0 | 0 |
| Julian Edelman | 1 | 0 | 0 | 0 |
| Shane Vereen | 1 | 0 | 0 | 0 |
| TOTALS | 4 | 0 | 0 | 0 |

| KEY | |
|-----------------------|--------------------------------------|
| TT-Total Tackles | Int/Yds-Interceptions/Yards Returned |
| UT-Unassisted Tackles | PD-Passes Defensed |
| Totals | |



NEW ENGLAND PATRIOTS 2014 STATS PACK

PATRIOTS PARTICIPATION

| Player | Regular Season | | | | at MIA | at MIN | OAK | at KC | CIN | at BUF | NYJ | CHI | DEN | at IND | DET | at GB | at SD | MIA | at NYJ | BUF | BAL | IND | SEA |
|-----------------------|----------------|-----|-----|-----|--------|--------|-----|-------|-----|--------|-----|-----|-----|--------|-----|-------|-------|-----|--------|-----|-----|-----|-----|
| | GP | GS | DNP | INA | | | | | | | | | | | | | | | | | | | |
| Aiken, Danny | 15 | 0 | 0 | 1 | sub | sub | sub | sub | sub | sub | sub | sub | sub | sub | sub | X | sub | sub | sub | sub | sub | sub | sub |
| Allen, Ryan | 16 | 0 | 0 | 0 | sub | sub | sub | sub | sub | sub | sub | sub | sub | sub | sub | sub | sub | sub | sub | sub | sub | sub | sub |
| Amendola, Danny | 16 | 4 | 0 | 0 | sub | sub | sub | WR | sub | sub | sub | WR | sub | sub | sub | sub | sub | sub | WR | WR | WR | sub | sub |
| Arrington, Kyle | 14 | 4 | 1 | 1 | sub | sub | sub | sub | sub | sub | sub | sub | DB | RCB | DB | sub | DB | sub | X | dnp | DB | DB | DB |
| Ayers, Akeem | 9 | 4 | 0 | 0 | | | | | | | | | | sub | LB | sub | LB | sub | sub | sub | sub | sub | sub |
| Barker, Chris | 1 | 0 | 0 | 1 | PS | | | | | sub | X | | | PS | | | | | | | | | |
| Blount, LeGarrette | 5 | 1 | 0 | 1 | | | | | | | | | | | sub | sub | RB | sub | X | sub | sub | sub | sub |
| Bolden, Brandon | 16 | 2 | 0 | 0 | sub | sub | sub | sub | sub | sub | sub | sub | sub | sub | sub | RB | sub | sub | sub | sub | RB | sub | sub |
| Boyce, Josh | 1 | 0 | 0 | 0 | PS | | | | | | | | | | | | | | | sub | | X | X |
| Brady, Tom | 16 | 16 | 0 | 0 | QB | QB | QB | QB | QB | QB | QB | QB | QB | QB | QB | QB | QB | QB | QB | QB | QB | QB | QB |
| Branch, Alan | 8 | 2 | 0 | 0 | | | | | | | | | sub | sub | sub | sub | sub | sub | DT | DT | sub | sub | sub |
| Browner, Brandon | 9 | 9 | 5 | 2 | dnp | dnp | dnp | dnp | dnp | X | RCB | RCB | RCB | DB | RCB | LCB | RCB | RCB | RCB | X | RCB | RCB | RCB |
| Buchanan, Michael | 3 | 0 | 0 | 2 | X | X | sub | sub | sub | | | | | IR | | | | | | | | | |
| Butler, Malcolm | 11 | 1 | 1 | 4 | sub | sub | sub | sub | X | dnp | X | sub | sub | sub | sub | X | X | sub | DB | sub | sub | sub | sub |
| Cannon, Marcus | 16 | 4 | 0 | 0 | LG | LG | LG | sub | sub | sub | sub | sub | sub | sub | sub | sub | sub | sub | sub | RT | sub | sub | sub |
| Casillas, Jonathan | 8 | 3 | 0 | 0 | | | | | | | | | sub | sub | sub | sub | LB | LB | sub | LB | sub | sub | sub |
| Chung, Patrick | 16 | 15 | 0 | 0 | S | S | S | S | S | S | S | S | S | S | S | S | S | sub | S | S | S | S | S |
| Collins, Jamie | 15 | 15 | 0 | 1 | LB | X | LB | LB | LB | LB | LB | LB | LB | LB | LB | LB | LB | LB | LB | LB | LB | LB | LB |
| Connolly, Dan | 13 | 13 | 0 | 3 | C | C | C | LG | LG | LG | X | LG | LG | LG | LG | LG | LG | LG | X | X | LG | LG | LG |
| Davis, Ja'Gared | 3 | 0 | 0 | 0 | PS | | | | sub | sub | sub | | PS | | | | | | | | | | |
| Dennard, Alfonzo | 6 | 4 | 0 | 9 | RCB | X | X | X | RCB | RCB | DB | X | X | X | sub | sub | X | X | X | X | IR | | |
| Develin, James | 16 | 4 | 0 | 0 | FB | sub | FB | sub | FB | sub | sub | sub | sub | sub | sub | sub | sub | sub | sub | sub | sub | sub | sub |
| Devey, Jordan | 7 | 4 | 0 | 9 | RG | RG | RG | X | sub | sub | LG | X | X | X | X | X | X | X | X | sub | X | X | X |
| Dobson, Aaron | 4 | 1 | 0 | 8 | X | WR | X | X | sub | sub | X | X | X | X | X | sub | IR | | | | | | |
| Easley, Dominique | 11 | 2 | 0 | 3 | sub | sub | sub | sub | RE | X | sub | RE | sub | sub | X | sub | sub | X | IR | | | | |
| Ebner, Nate | 12 | 0 | 0 | 4 | sub | sub | sub | sub | X | X | X | sub | sub | sub | sub | sub | sub | sub | sub | sub | sub | sub | sub |
| Edelman, Julian | 14 | 13 | 0 | 2 | WR | WR | WR | WR | WR | WR | WR | WR | WR | WR | WR | WR | WR | WR | X | X | WR | WR | WR |
| Fleming, Cameron | 7 | 2 | 0 | 9 | sub | TE | sub | TE | X | X | X | X | X | sub | X | X | X | X | sub | sub | X | sub | sub |
| Fleming, Darius | 5 | 0 | 0 | 1 | X | | | | | | | | | | | sub | sub | sub | sub | sub | sub | sub | sub |
| Garoppolo, Jimmy | 6 | 0 | 10 | 0 | dnp | dnp | dnp | sub | sub | dnp | dnp | sub | dnp | sub | dnp | dnp | dnp | sub | dnp | sub | dnp | sub | dnp |
| Gostkowski, Stephen | 16 | 0 | 0 | 0 | sub | sub | sub | sub | sub | sub | sub | sub | sub | sub | sub | sub | sub | sub | sub | sub | sub | sub | sub |
| Gray, Jonas | 8 | 3 | 1 | 1 | PS | | | | | | sub | sub | RB | RB | dnp | sub | sub | sub | RB | X | X | sub | X |
| Gronkowski, Rob | 15 | 10 | 0 | 1 | sub | sub | TE | TE | sub | TE | sub | sub | TE | TE | TE | TE | TE | TE | TE | X | TE | TE | TE |
| Harmon, Duron | 16 | 0 | 0 | 0 | sub | sub | sub | sub | sub | sub | sub | sub | sub | sub | sub | sub | sub | sub | sub | sub | sub | sub | sub |
| Hightower, Dont'a | 12 | 12 | 0 | 4 | LB | LB | LB | LB | X | X | LB | LB | LB | LB | LB | LB | LB | LB | X | LB | LB | LB | LB |
| Hoomanawanui, Michael | 16 | 12 | 0 | 0 | TE | TE | sub | sub | TE | TE | TE | TE | TE | TE | sub | sub | TE | TE | TE | TE | sub | TE | TE |
| Jones, Chandler | 10 | 8 | 0 | 6 | RE | RE | RE | RE | sub | RE | RE | X | X | X | X | X | X | sub | RE | RE | RE | RE | RE |
| Jones, Chris | 15 | 12 | 0 | 1 | X | DT | sub | DT | DT | DT | DT | DT | RE | DT | RE | RE | RE | DT | sub | sub | sub | X | sub |
| Jones, Don | 9 | 0 | 0 | 2 | sub | sub | X | sub | sub | sub | sub | sub | X | sub | | | | | | | | | |
| LaFell, Brandon | 16 | 13 | 0 | 0 | sub | sub | WR | WR | WR | WR | WR | WR | WR | sub | WR | WR | WR | WR | WR | WR | WR | WR | WR |
| Kline, Josh | 12 | 4 | 0 | 4 | X | sub | X | X | X | RG | RG | sub | sub | sub | sub | sub | sub | sub | LG | LG | sub | C | sub |
| Maneri, Steve | 1 | 0 | 1 | 0 | | | | | | | | | | | | | | | dnp | sub | X | | |
| Mayo, Jerod | 6 | 6 | 0 | 0 | LB | LB | LB | LB | LB | LB | | | | IR | | | | | | | | | |
| McCourty, Devin | 16 | 16 | 0 | 0 | S | S | S | S | S | S | S | S | S | S | S | S | S | S | S | S | S | S | S |
| Moore, Zach | 8 | 1 | 2 | 6 | sub | X | X | X | X | sub | sub | sub | X | RE | sub | sub | dnp | X | dnp | sub | X | X | X |
| Ninkovich, Rob | 16 | 16 | 0 | 0 | LE | LE | LE | LE | LE | LE | LE | LE | LE | LE | LE | LE | LE | LE | LE | LE | LE | LE | LE |
| Revis, Darrelle | 16 | 16 | 0 | 0 | LCB | LCB | LCB | LCB | LCB | LCB | LCB | LCB | LCB | LCB | LCB | LCB | LCB | LCB | LCB | LCB | LCB | LCB | LCB |
| Ridley, Stevan | 6 | 5 | 0 | 0 | RB | RB | RB | sub | RB | RB | | | | IR | | | | | | | | | |
| Ryan, Logan | 16 | 6 | 0 | 0 | sub | RCB | RCB | RCB | sub | sub | sub | DB | sub | sub | sub | DB | sub | sub | sub | RCB | sub | sub | sub |
| Siliga, Sealver | 7 | 5 | 0 | 0 | sub | DT | DT | | | | | | | | | | sub | RE | DT | DT | DT | DT | DT |
| Skinner, Deontae | 7 | 1 | 0 | 0 | PS | sub | sub | sub | LB | sub | sub | sub | | | | PS | | | | | | | |
| Slater, Matthew | 16 | 0 | 0 | 0 | sub | sub | sub | sub | sub | sub | sub | sub | sub | sub | sub | sub | sub | sub | sub | sub | sub | sub | sub |
| Solder, Nate | 16 | 16 | 0 | 0 | LT | LT | LT | LT | LT | LT | LT | LT | LT | LT | LT | LT | LT | LT | LT | LT | LT | LT | LT |
| Stork, Bryan | 13 | 11 | 0 | 3 | X | sub | sub | C | C | X | X | C | C | C | C | C | C | C | C | C | C | X | C |
| Thompkins, Kenbrell | 2 | 1 | 0 | 2 | WR | X | sub | X | | | | | | | | | | | | | | | |
| Tyms, Bryan | 11 | 2 | 5 | 0 | dnp | dnp | dnp | dnp | dnp | sub | sub | sub | sub | WR | sub | sub | sub | sub | sub | sub | sub | X | X |
| Vellano, Joe | 5 | 1 | 0 | 0 | DT | sub | sub | sub | sub | | | | | | | PS | | | | | sub | X | |
| Vereen, Shane | 16 | 6 | 0 | 0 | sub | sub | sub | RB | sub | sub | RB | RB | sub | sub | RB | RB | sub | RB | sub | sub | sub | RB | RB |
| Vollmer, Sebastian | 15 | 15 | 0 | 1 | RT | RT | RT | RT | RT | RT | RT | RT | RT | RT | RT | RT | RT | RT | RT | X | RT | RT | RT |
| Walker, Casey | 5 | 1 | 0 | 2 | | | | X | sub | DT | sub | sub | sub | X | | PS | | | | | | | |
| Wendell, Ryan | 14 | 12 | 0 | 2 | sub | X | X | sub | RG | C | C | RG | RG | RG | RG | RG | RG | RG | RG | RG | RG | C | RG |
| White, Chris | 13 | 0 | 0 | 3 | sub | sub | sub | sub | sub | sub | sub | sub | sub | sub | sub | X | X | X | sub | sub | sub | sub | sub |
| White, James | 3 | 0 | 0 | 13 | X | X | X | sub | X | X | X | sub | X | X | X | X | X | X | X | sub | X | X | X |
| Wilfork, Vince | 16 | 16 | 0 | 0 | DT | DT | DT | DT | DT | DT | DT | DT | DT | DT | DT | DT | DT | DT | DT | DT | DT | DT | DT |
| Wilson, Tavon | 16 | 0 | 0 | 0 | sub | sub | sub | sub | sub | sub | sub | sub | sub | sub | sub | sub | sub | sub | sub | sub | sub | sub | sub |
| Wright, Tim | 16 | 2 | 0 | 0 | sub | sub | sub | sub | sub | sub | sub | sub | sub | sub | TE | sub | WR | sub | sub | sub | sub | sub | sub |
| Totals | 720 | 352 | 26 | 112 | | | | | | | | | | | | | | | | | | | |

X - inactive / CAPS - starters / sub - played / dnp - did not play / PS - Practice Squad

KEY:

Not on active roster



NEW ENGLAND PATRIOTS 2014 STATS PACK GAME-BY-GAME STARTERS

| 2014 OFFENSIVE STARTERS BY GAME | | | | | | | | | | | | |
|---------------------------------|-----------------|--------------|------------|-----------------|-----------------|-----------------|--------------|-------------------|-------------|--------------|----------------|------------------|
| Date | Opponent | WR | LT | LG | C | RG | RT | TE | WR | QB | RB | TE |
| 09/07 | at Miami | K. Thompkins | N. Solder | M. Cannon | D. Connolly | J. Devey | S. Vollmer | M. Hoomanawanui | J. Edelman | T. Brady | S. Ridley | J. Develin (FB) |
| 09/14 | at Minnesota | A. Dobson | N. Solder | M. Cannon | D. Connolly | J. Devey | S. Vollmer | M. Hoomanawanui | J. Edelman | T. Brady | S. Ridley | C. Fleming |
| 09/21 | Oakland | B. LaFell | N. Solder | M. Cannon | D. Connolly | J. Devey | S. Vollmer | R. Gronkowski | J. Edelman | T. Brady | S. Ridley | J. Develin (FB) |
| 09/29 | at Kansas City | B. LaFell | N. Solder | D. Connolly | B. Stork | C. Fleming | S. Vollmer | R. Gronkowski | J. Edelman | T. Brady | S. Vereen | D. Amendola (WR) |
| 10/05 | Cincinnati | B. LaFell | N. Solder | D. Connolly | B. Stork | R. Wendell | S. Vollmer | M. Hoomanawanui | J. Edelman | T. Brady | S. Ridley | J. Develin (FB) |
| 10/12 | at Buffalo | B. LaFell | N. Solder | D. Connolly | R. Wendell | J. Kline | S. Vollmer | R. Gronkowski | J. Edelman | T. Brady | S. Ridley | M. Hoomanawanui |
| 10/16 | N.Y. Jets | B. LaFell | N. Solder | J. Devey | R. Wendell | J. Kline | S. Vollmer | M. Hoomanawanui | J. Edelman | T. Brady | S. Vereen | J. Develin (FB) |
| 10/26 | Chicago | B. LaFell | N. Solder | D. Connolly | B. Stork | R. Wendell | S. Vollmer | M. Hoomanawanui | J. Edelman | T. Brady | S. Vereen | D. Amendola (WR) |
| 11/02 | Denver | B. LaFell | N. Solder | D. Connolly | B. Stork | R. Wendell | S. Vollmer | R. Gronkowski | J. Edelman | T. Brady | J. Gray | M. Hoomanawanui |
| 11/16 | at Indianapolis | B. Tyms | N. Solder | D. Connolly | B. Stork | R. Wendell | S. Vollmer | R. Gronkowski | J. Edelman | T. Brady | J. Gray | M. Hoomanawanui |
| 11/23 | Detroit | B. LaFell | N. Solder | D. Connolly | B. Stork | R. Wendell | S. Vollmer | R. Gronkowski | J. Edelman | T. Brady | S. Vereen | T. Wright |
| 11/30 | at Green Bay | B. LaFell | N. Solder | D. Connolly | B. Stork | R. Wendell | S. Vollmer | R. Gronkowski | J. Edelman | T. Brady | S. Vereen | B. Bolden (RB) |
| 12/07 | at San Diego | B. LaFell | N. Solder | D. Connolly | B. Stork | R. Wendell | S. Vollmer | R. Gronkowski | T. Wright | T. Brady | L. Blount | M. Hoomanawanui |
| 12/14 | Miami | B. LaFell | N. Solder | D. Connolly | B. Stork | R. Wendell | S. Vollmer | R. Gronkowski | J. Edelman | T. Brady | S. Vereen | M. Hoomanawanui |
| 12/21 | at N.Y. Jets | B. LaFell | N. Solder | J. Kline | B. Stork | R. Wendell | S. Vollmer | R. Gronkowski | D. Amendola | T. Brady | J. Gray | M. Hoomanawanui |
| 12/28 | Buffalo | B. LaFell | N. Solder | J. Kline | B. Stork | R. Wendell | M. Cannon | M. Hoomanawanui | D. Amendola | T. Brady | B. Bolden | B. Tyms (WR) |
| 01/10 | Baltimore | B. LaFell | N. Solder | D. Connolly | B. Stork | R. Wendell | S. Vollmer | R. Gronkowski | J. Edelman | T. Brady | B. Bolden | D. Amendola (WR) |
| 01/18 | Indianapolis | B. LaFell | N. Solder | D. Connolly | R. Wendell | J. Kline | S. Vollmer | R. Gronkowski | J. Edelman | T. Brady | S. Vereen | M. Hoomanawanui |
| 02/01 | Seattle | B. LaFell | N. Solder | D. Connolly | B. Stork | R. Wendell | S. Vollmer | R. Gronkowski | J. Edelman | T. Brady | S. Vereen | M. Hoomanawanui |
| 2014 DEFENSIVE STARTERS BY GAME | | | | | | | | | | | | |
| Date | Opponent | LE | DT | DT | RE | LB | LB | LB | LCB | RCB | S | S |
| 09/07 | at Miami | R. Ninkovich | V. Wilfork | J. Vellano | Cha. Jones | J. Collins | J. Mayo | D. Hightower | D. Revis | A. Dennard | P. Chung | D. McCourty |
| 09/14 | at Minnesota | R. Ninkovich | V. Wilfork | S. Siliga | Chr. Jones (DT) | Cha. Jones (RE) | J. Mayo | D. Hightower | D. Revis | L. Ryan | P. Chung | D. McCourty |
| 09/21 | Oakland | R. Ninkovich | V. Wilfork | S. Siliga | Cha. Jones | J. Collins | J. Mayo | D. Hightower | D. Revis | L. Ryan | P. Chung | D. McCourty |
| 09/29 | at Kansas City | R. Ninkovich | V. Wilfork | Chr. Jones | Cha. Jones | J. Collins | J. Mayo | D. Hightower | D. Revis | L. Ryan | P. Chung | D. McCourty |
| 10/05 | Cincinnati | R. Ninkovich | V. Wilfork | Chr. Jones | D. Easley | J. Collins | J. Mayo | D. Skinner | D. Revis | A. Dennard | P. Chung | D. McCourty |
| 10/12 | at Buffalo | R. Ninkovich | V. Wilfork | Chr. Jones | C. Walker (DT) | Cha. Jones (RE) | J. Mayo | J. Collins | D. Revis | A. Dennard | P. Chung | D. McCourty |
| 10/16 | N.Y. Jets | R. Ninkovich | V. Wilfork | Chr. Jones | Cha. Jones | J. Collins | D. Hightower | A. Dennard (DB) | D. Revis | B. Browner | P. Chung | D. McCourty |
| 10/26 | Chicago | R. Ninkovich | V. Wilfork | Chr. Jones | D. Easley | J. Collins | D. Hightower | L. Ryan (DB) | D. Revis | B. Browner | P. Chung | D. McCourty |
| 11/02 | Denver | R. Ninkovich | V. Wilfork | Chr. Jones (RE) | A. Ayers (LB) | J. Collins | D. Hightower | K. Arrington (DB) | D. Revis | B. Browner | P. Chung | D. McCourty |
| 11/16 | at Indianapolis | R. Ninkovich | V. Wilfork | Chr. Jones | Z. Moore | J. Collins | D. Hightower | B. Browner (DB) | D. Revis | K. Arrington | P. Chung | D. McCourty |
| 11/23 | Detroit | R. Ninkovich | V. Wilfork | Chr. Jones (RE) | A. Ayers (LB) | J. Collins | D. Hightower | K. Arrington (DB) | D. Revis | B. Browner | P. Chung | D. McCourty |
| 11/30 | at Green Bay | R. Ninkovich | V. Wilfork | Chr. Jones (RE) | A. Ayers (LB) | J. Collins | D. Hightower | L. Ryan (DB) | B. Browner | D. Revis | P. Chung | D. McCourty |
| 12/07 | at San Diego | R. Ninkovich | V. Wilfork | Chr. Jones (RE) | A. Ayers (LB) | J. Collins | J. Casillas | K. Arrington (DB) | D. Revis | B. Browner | P. Chung | D. McCourty |
| 12/14 | Miami | R. Ninkovich | V. Wilfork | Chr. Jones | S. Siliga | J. Collins | D. Hightower | J. Casillas | D. Revis | B. Browner | M. Butler (DB) | D. McCourty |
| 12/21 | at N.Y. Jets | R. Ninkovich | V. Wilfork | A. Branch | S. Siliga (DT) | Cha. Jones (RE) | D. Hightower | J. Collins | D. Revis | B. Browner | P. Chung | D. McCourty |
| 12/28 | Buffalo | R. Ninkovich | V. Wilfork | S. Siliga | A. Branch (DT) | Cha. Jones (RE) | J. Collins | J. Casillas | D. Revis | L. Ryan | P. Chung | D. McCourty |
| 01/10 | Baltimore | R. Ninkovich | V. Wilfork | S. Siliga | Cha. Jones | J. Collins | D. Hightower | K. Arrington (DB) | D. Revis | B. Browner | P. Chung | D. McCourty |
| 01/18 | Indianapolis | R. Ninkovich | V. Wilfork | S. Siliga | Cha. Jones | J. Collins | D. Hightower | K. Arrington (DB) | D. Revis | B. Browner | P. Chung | D. McCourty |
| 02/01 | Seattle | R. Ninkovich | V. Wilfork | S. Siliga | Cha. Jones | J. Collins | D. Hightower | K. Arrington (DB) | D. Revis | B. Browner | P. Chung | D. McCourty |





2015 NEW ENGLAND PATRIOTS ROSTER

AS OF AUGUST 8, 2015

ALPHABETICAL ROSTER

| # | NAME | POS | HT | WT | BORN | YR | COLLEGE | H.S. HOMETOWN |
|----|-----------------------|-----|------|-----|------------|----|-----------------------|-------------------------|
| 6 | Allen, Ryan | P | 6-2 | 220 | 2/28/1990 | 3 | Louisiana Tech | Salem, Ore. |
| 80 | Amendola, Danny | WR | 5-11 | 190 | 11/2/1985 | 7 | Texas Tech | The Woodlands, Texas |
| 60 | Andrews, David | C | 6-3 | 295 | 7/10/1992 | R | Georgia | Johns Creek, Ga. |
| 72 | o Asper, Mark | OL | 6-6 | 321 | 11/8/1985 | 3 | Oregon | Idaho Falls, Idaho |
| 64 | o Barker, Chris | OL | 6-2 | 300 | 8/3/1990 | 2 | Nevada | Etiwanda, Calif. |
| 85 | Bequette, Jake | TE | 6-5 | 265 | 2/21/1989 | 3 | Arkansas | Little Rock, Ark. |
| 29 | Blount, LeGarrette | RB | 6-0 | 250 | 12/5/1986 | 6 | Oregon | Perry, Fla. |
| 38 | Bolden, Brandon | RB | 5-11 | 220 | 1/26/1990 | 4 | Mississippi | Baton Rouge, La. |
| 82 | Boyce, Josh | WR | 5-11 | 205 | 5/6/1991 | 2 | Texas Christian | Copperas Cove, Texas |
| 12 | Brady, Tom | QB | 6-4 | 225 | 8/3/1977 | 16 | Michigan | San Mateo, Calif. |
| 97 | Branch, Alan | DL | 6-6 | 350 | 12/29/1984 | 9 | Michigan | Rio Ranch, N.M. |
| 44 | o Brodine, Mason | TE | 6-7 | 270 | 2/18/1988 | 2 | Nebraska-Kearney | Elm Creek, Neb. |
| 92 | Brown, Malcom | DL | 6-2 | 320 | 2/2/1994 | R | Texas | Brenham, Texas |
| 31 | Brown, Tarell | CB | 5-11 | 190 | 1/6/1985 | 8 | Texas | Mesquite, Texas |
| 21 | Butler, Malcom | CB | 5-11 | 190 | 3/2/1990 | 2 | West Alabama | Vicksburg, Miss. |
| 39 | Cadet, Travaris | RB | 6-1 | 210 | 2/1/1989 | 4 | Appalachian State | Miami, Fla. |
| 61 | Cannon, Marcus | OL | 6-5 | 335 | 5/6/1988 | 5 | Texas Christian | Odessa, Texas |
| 49 | o Cardona, Joe | LS | 6-3 | 245 | 4/16/1992 | R | Navy | El Cajon, Calif. |
| 88 | Chandler, Scott | TE | 6-7 | 260 | 7/23/1985 | 8 | Iowa | Southlake, Texas |
| 23 | Chung, Patrick | S | 5-11 | 215 | 8/19/1987 | 7 | Oregon | Racho Cucamonga, Calif. |
| 91 | Collins, Jamie | LB | 6-3 | 250 | 10/20/1989 | 3 | Southern Mississippi | McCall Creek, Miss. |
| 46 | o Develin, James | FB | 6-3 | 255 | 7/23/1988 | 3 | Brown | Gilbertsville, Pa. |
| 65 | Devey, Jordan | OL | 6-6 | 320 | 1/11/1988 | 2 | Memphis | American Fork, Utah |
| 42 | Dickson, Xzavier | DL | 6-3 | 255 | 9/11/1992 | R | Alabama | Griffin, Ga. |
| 17 | Dobson, Aaron | WR | 6-3 | 205 | 7/23/1991 | 3 | Marshall | Dunbar, W.V. |
| 15 | D'Orazio, Zach | WR | 6-2 | 212 | 5/28/1991 | R | Akron | Cleveland, Ohio |
| 99 | Easley, Dominique | DL | 6-2 | 285 | 4/28/1992 | 2 | Florida | Staten Island, N.Y. |
| 43 | Ebner, Nate | DB | 6-0 | 220 | 12/14/1988 | 4 | Ohio State | Dublin, Ohio |
| 11 | Edelman, Julian | WR | 5-10 | 200 | 5/22/1986 | 7 | Kent State | Redwood City, Calif. |
| 71 | Fleming, Cameron | OL | 6-6 | 320 | 9/3/1992 | 2 | Stanford | Houston, Texas |
| 58 | Fleming, Darius | LB | 6-2 | 250 | 7/19/1989 | 4 | Notre Dame | Chicago, Ill. |
| 24 | Fletcher, Bradley | CB | 6-0 | 205 | 6/25/1986 | 7 | Iowa | Youngstown, Ohio |
| 52 | Fletcher, Dane | LB | 6-2 | 245 | 9/14/1986 | 6 | Montana State | Bozeman, Mont. |
| 74 | Flowers, Trey | DL | 6-2 | 265 | 8/16/1993 | R | Arkansas | Huntsville, Al. |
| 8 | Flynn, Matt | QB | 6-2 | 230 | 6/20/1985 | 8 | Louisiana State | Tyler, Texas |
| 46 | d Fort, L.J. | LB | 6-0 | 230 | 1/3/1990 | 2 | Northern Iowa | Waynesville, Mo. |
| 55 | Freemy, Jonathan | LB | 6-2 | 255 | 6/15/1989 | 4 | Rutgers | Coconut Creek, Fla. |
| 36 | o Gaffney, Tyler | RB | 6-0 | 220 | 4/20/1991 | 2 | Stanford | San Diego, Calif. |
| 10 | Garoppolo, Jimmy | QB | 6-2 | 225 | 11/2/1991 | 2 | Eastern Illinois | Arlington, Ill. |
| 13 | Gibson, Brandon | WR | 6-0 | 210 | 8/13/1987 | 7 | Washington State | Puyallup, Wash. |
| 45 | Gordon, Cameron | LB | 6-3 | 240 | 6/5/1991 | 2 | Michigan | Detroit, Mich. |
| 3 | o Gostkowski, Stephen | K | 6-1 | 215 | 1/28/1984 | 10 | Memphis | Madison, Miss. |
| 35 | o Gray, Jonas | RB | 5-10 | 225 | 6/27/1990 | 2 | Notre Dame | Pontiac, Mich. |
| 48 | Grissom, Geneo | DL | 6-4 | 265 | 6/4/1992 | R | Oklahoma | Hutchinson, Kan. |
| 87 | Gronkowski, Rob | TE | 6-6 | 265 | 5/14/1989 | 6 | Arizona | Pittsburgh, Pa. |
| 30 | Harmon, Duron | DB | 6-1 | 205 | 1/24/1991 | 3 | Rutgers | Magnolia, Del. |
| 14 | Harper, Chris | WR | 5-11 | 185 | 12/7/1993 | R | California | Encino, Calif. |
| 68 | Hauptmann, Caylin | OL | 6-3 | 305 | 7/10/1991 | 2 | Florida International | Los Angeles, Calif. |
| 54 | Hightower, Dont'a | LB | 6-3 | 265 | 3/12/1990 | 4 | Alabama | Lewisburg, Tenn. |
| 47 | Hoomanawanui, Michael | TE | 6-4 | 265 | 7/4/1988 | 6 | Illinois | Bloomington, Ill. |
| 63 | Jackson, Tre' | G | 6-4 | 320 | 12/14/1992 | R | Florida State | Jesup, Ga. |
| 35 | d Jean, Jimmy | DB | 6-3 | 205 | 4/1/1989 | R | Alabama-Birmingham | Pompano Beach, Fla. |
| 98 | Johnson, Antonio | DL | 6-3 | 305 | 12/8/1984 | 8 | Mississippi State | Leland, Miss. |
| 70 | Johnson, Rufus | LB | 6-5 | 280 | 8/28/1990 | 1 | Tarleton State | Dallas, Texas |
| 95 | Jones, Chandler | DE | 6-5 | 265 | 2/27/1990 | 4 | Syracuse | Endicott, N.Y. |
| 94 | Jones, Chris | DT | 6-1 | 295 | 7/12/1990 | 3 | Bowling Green | Brownsville, Ind. |
| 34 | Kettani, Eric | FB | 5-11 | 240 | 3/26/1987 | 1 | Navy | Kirtland, Ohio |
| 36 | d King, Brandon | S | 6-2 | 220 | 6/8/1993 | R | Auburn | Alabaster, Ala. |
| 67 | Kline, Josh | OL | 6-3 | 300 | 12/29/1989 | 3 | Kent State | Mason, Ohio |
| 16 | Krause, Jonathan | WR | 5-11 | 190 | 1/18/1992 | 1 | Vanderbilt | Snellville, Ga. |
| 19 | LaFell, Brandon | WR | 6-3 | 210 | 11/4/1986 | 6 | Louisiana State | Houston, Texas |
| 33 | Lewis, Dion | RB | 5-8 | 195 | 9/27/1990 | 4 | Pittsburgh | Blairtown, N.J. |
| 53 | Martin, Eric | LB | 6-2 | 250 | 7/21/1991 | 3 | Nebraska | Moreno Valley, Calif. |
| 69 | Mason, Shaq | OL | 6-1 | 310 | 8/28/1993 | R | Georgia Tech | Columbia, Tenn. |
| 51 | Mayo, Jerod | LB | 6-1 | 250 | 2/23/1986 | 8 | Tennessee | Hampton, Va. |
| 22 | McClain, Robert | CB | 5-9 | 195 | 7/22/1988 | 5 | Connecticut | Lusby, Md. |
| 32 | McCourt, Devin | DB | 5-10 | 195 | 8/13/1987 | 6 | Rutgers | Montvale, N.J. |
| 90 | Moore, Zach | DL | 6-6 | 280 | 9/5/1990 | 2 | Concordia-St. Paul | Chicago, Ill. |
| 4 | d Morris, James | LB | 6-2 | 245 | 11/20/1991 | 2 | Iowa | Solon, Iowa |
| 81 | Mundine, Jimmay | TE | 6-2 | 240 | 11/12/1991 | R | Kansas | Denison, Texas |
| 50 | Ninkovich, Rob | DE | 6-2 | 260 | 2/1/1984 | 10 | Purdue | Blue Island, Ill. |
| 64 | d Pataiali'i, A.J. | DL | 6-3 | 319 | 9/3/1990 | 1 | Utah State | West Valley City, Utah |
| 37 | Richards, Jordan | DB | 5-11 | 210 | 1/21/1993 | R | Stanford | Folsom, Calif. |
| 28 | d Roberts, Darryl | DB | 6-0 | 190 | 11/26/1990 | R | Marshall | Lakeland, Fla. |
| 26 | Ryan, Logan | CB | 5-11 | 195 | 2/9/1991 | 3 | Rutgers | Voorhees, N.J. |
| 93 | Sheard, Jabaal | DL | 6-3 | 260 | 5/10/1989 | 5 | Pittsburgh | Hollywood, Fla. |
| 96 | Siliga, Sealver | DL | 6-2 | 325 | 4/26/1990 | 4 | Utah | West Jordan, Utah |
| 18 | Slater, Matthew | WR | 6-0 | 205 | 9/9/1985 | 8 | UCLA | Anaheim, Calif. |
| 77 | Solder, Nate | T | 6-8 | 325 | 4/12/1988 | 5 | Colorado | Buena Vista, Colo. |
| 66 | Stork, Bryan | OL | 6-4 | 310 | 11/15/1990 | 2 | Florida State | Vero Beach, Fla. |
| 25 | Swanson, Daxton | DB | 5-11 | 190 | 3/21/1991 | 1 | Sam Houston State | Waco, Texas |
| 84 | Tyms, Brian | WR | 6-3 | 205 | 2/21/1989 | 3 | Florida A&M | Ft. Lauderdale, Fla. |
| 72 | d Vellano, Joe | DL | 6-2 | 300 | 10/30/1988 | 2 | Maryland | Rexford, N.Y. |
| 76 | Vollmer, Sebastian | T | 6-8 | 325 | 7/10/1984 | 7 | Houston | Kaart, Germany |
| 41 | Watson, Dekoda | LB | 6-2 | 245 | 3/3/1988 | 6 | Florida State | Aiken, S.C. |
| 44 | d Wells, Matthew | LB | 6-2 | 230 | 11/26/1990 | R | Mississippi State | Monticello, Miss. |
| 62 | Wendell, Ryan | OL | 6-2 | 300 | 3/4/1986 | 7 | Fresno State | Pomona, Calif. |
| 59 | White, Chris | LB | 6-3 | 240 | 1/15/1989 | 5 | Mississippi State | Vandervee, Miss. |
| 28 | o White, James | RB | 5-10 | 205 | 2/3/1992 | 2 | Wisconsin | Ft. Lauderdale, Fla. |
| 27 | Wilson, Tavon | DB | 6-0 | 215 | 3/19/1990 | 4 | Illinois | Washington, D.C. |

NUMERICAL ROSTER

| # | NAME | POS |
|----|----------------------|-----|
| 3 | Stephen Gostkowski | K |
| 6 | Ryan Allen | P |
| 8 | Matt Flynn | QB |
| 10 | Jimmy Garoppolo | QB |
| 11 | Julian Edelman | WR |
| 12 | Tom Brady | QB |
| 13 | Brandon Gibson | WR |
| 14 | Chris Harper | WR |
| 15 | Zach D'Orazio | WR |
| 16 | Jonathan Krause | WR |
| 17 | Aaron Dobson | WR |
| 18 | Matthew Slater | WR |
| 19 | Brandon LaFell | WR |
| 21 | Malcolm Butler | CB |
| 22 | Robert McClain | CB |
| 23 | Patrick Chung | S |
| 24 | Bradley Fletcher | CB |
| 25 | Daxton Swanson | DB |
| 26 | Logan Ryan | CB |
| 27 | Tavon Wilson | DB |
| 28 | o James White | RB |
| 28 | d Darryl Roberts | DB |
| 29 | LeGarrette Blount | RB |
| 30 | Duron Harmon | DB |
| 31 | Tarell Brown | CB |
| 32 | Devin McCourt | DB |
| 33 | Dion Lewis | RB |
| 34 | Eric Kettani | FB |
| 35 | o Jonas Gray | RB |
| 35 | d Jimmy Jean | DB |
| 36 | o Tyler Gaffney | RB |
| 36 | d Brandon King | S |
| 37 | Jordan Richards | DB |
| 38 | Brandon Bolden | RB |
| 39 | Travaris Cadet | RB |
| 41 | Dekoda Watson | LB |
| 42 | Xzavier Dickson | DL |
| 43 | Nate Ebner | DB |
| 44 | d Matthew Wells | LB |
| 44 | o Mason Brodine | TE |
| 45 | Cameron Gordon | LB |
| 46 | o James Develin | FB |
| 46 | d L.J. Fort | LB |
| 47 | Michael Hoomanawanui | TE |
| 48 | Geneo Grissom | DL |
| 49 | d James Morris | LB |
| 49 | o Joe Cardona | LS |
| 50 | Rob Ninkovich | DE |
| 51 | Jerod Mayo | LB |
| 52 | Dane Fletcher | LB |
| 53 | Eric Martin | LB |
| 54 | Dont'a Hightower | LB |
| 55 | Jonathan Freemy | LB |
| 58 | Darius Fleming | LB |
| 59 | Chris White | LB |
| 60 | David Andrews | C |
| 61 | Marcus Cannon | OL |
| 62 | Ryan Wendell | OL |
| 63 | Tre' Jackson | G |
| 64 | o Chris Barker | OL |
| 64 | d A.J. Pataiali'i | DL |
| 65 | Jordan Devey | OL |
| 66 | Bryan Stork | OL |
| 67 | Josh Kline | OL |
| 68 | Caylin Hauptmann | OL |
| 69 | Shaq Mason | OL |
| 70 | Rufus Johnson | LB |
| 71 | Cameron Fleming | OL |
| 72 | o Mark Asper | OL |
| 72 | d Joe Vellano | DL |
| 74 | Trey Flowers | DL |
| 76 | Sebastian Vollmer | T |
| 77 | Nate Solder | T |
| 80 | Danny Amendola | WR |
| 81 | Jimmay Mundine | TE |
| 82 | Josh Boyce | WR |
| 84 | Brian Tyms | WR |
| 85 | Jake Bequette | TE |
| 87 | Rob Gronkowski | TE |
| 88 | Scott Chandler | TE |
| 90 | Zach Moore | DL |
| 91 | Jamie Collins | LB |
| 92 | Malcom Brown | DL |
| 93 | Jabaal Sheard | DL |
| 94 | Chris Jones | DT |
| 95 | Chandler Jones | DE |
| 96 | Sealver Siliga | DL |
| 97 | Alan Branch | DL |
| 98 | Antonio Johnson | DL |
| 99 | Dominique Easley | DL |

RESERVE/INJURED LIST

| # | NAME | POS | HT | WT | BORN | YR | COLLEGE | H.S. HOMETOWN |
|----|-----------|-----|-----|-----|-----------|----|----------|-----------------|
| 86 | Derby, AJ | TE | 6-5 | 255 | 9/20/1991 | R | Arkansas | Iowa City, Iowa |

HEAD COACH: BILL BELICHICK

ASSISTANTS: Josh Boyer, Cornerbacks; Moses Cabrera, Assistant Strength and Conditioning; Brian Daboll, Tight Ends; Brendan Daly, Defensive Line; Dave DeGuglielmo, Offensive Line; Ivan Fears, Running Backs; Brian Flores, Safeties; Patrick Graham, Linebackers; Joe Judge, Special Teams; Josh McDaniels, Offensive Coordinator/Quarterbacks; Harold Nash, Head Strength and Conditioning; Chad O'Shea, Receivers; Matt Patricia, Defensive Coordinator; Ray Ventrone, Asst. Special Teams.

RESERVE/INJURED LIST

| # | NAME | POS |
|----|----------|-----|
| 86 | AJ Derby | TE |



2015 NUMERICAL ROSTER

August 8, 2015

| | | | | | | | | |
|------|----------------------|----|------|-----|----|----|-----------------------|-------------|
| 3 | Stephen Gostkowski | K | 6-1 | 215 | 31 | 10 | Memphis | D4b-06 |
| 6 | Ryan Allen | P | 6-2 | 220 | 25 | 3 | Louisiana Tech | FA-13 |
| 8 | Matt Flynn | QB | 6-2 | 230 | 30 | 8 | Louisiana State | FA-15 |
| 10 | Jimmy Garoppolo | QB | 6-2 | 225 | 23 | 2 | Eastern Illinois | D2-14 |
| 11 | Julian Edelman | WR | 5-10 | 200 | 29 | 7 | Kent State | D7a-09 |
| 12 | Tom Brady | QB | 6-4 | 225 | 38 | 16 | Michigan | D6b-00 |
| 13 | Brandon Gibson | WR | 6-0 | 210 | 27 | 7 | Washington State | FA-15 |
| 14 | Chris Harper | WR | 5-11 | 185 | 21 | R | California | FA-15 |
| 15 | Zach D'Orazio | WR | 6-2 | 212 | 24 | R | Akron | FA-15 |
| 16 | Jonathan Krause | WR | 5-11 | 190 | 23 | 1 | Vanderbilt | FA-14 |
| 17 | Aaron Dobson | WR | 6-3 | 205 | 24 | 3 | Marshall | D2b-13 |
| 18 | Matthew Slater | WR | 6-0 | 205 | 29 | 8 | UCLA | D5-08 |
| 19 | Brandon LaFell | WR | 6-3 | 210 | 28 | 6 | Louisiana State | UFA(CAR)-14 |
| 21 | Malcolm Butler | CB | 5-11 | 190 | 25 | 2 | West Alabama | FA-14 |
| 22 | Robert McClain | CB | 5-9 | 195 | 27 | 5 | Connecticut | UFA(ATL)-15 |
| 23 | Patrick Chung | S | 5-11 | 215 | 27 | 7 | Oregon | FA-13 |
| 24 | Bradley Fletcher | CB | 6-0 | 205 | 29 | 7 | Iowa | UFA(PHI)-15 |
| 25 | Daxton Swanson | DB | 5-11 | 190 | 24 | 1 | Sam Houston State | FA-14 |
| 26 | Logan Ryan | CB | 5-11 | 195 | 24 | 3 | Rutgers | D3a-13 |
| 27 | Tavon Wilson | DB | 6-0 | 215 | 25 | 4 | Illinois | D2-12 |
| 28 o | James White | RB | 5-10 | 205 | 23 | 2 | Wisconsin | D4b-14 |
| 28 d | Darryl Roberts | DB | 6-0 | 190 | 24 | R | Marshall | D7a-15 |
| 29 | LeGarrette Blount | RB | 6-0 | 250 | 28 | 6 | Oregon | FA-14 |
| 30 | Duron Harmon | DB | 6-1 | 205 | 24 | 3 | Rutgers | D3b-13 |
| 31 | Tarell Brown | CB | 5-11 | 190 | 30 | 8 | Texas | FA-15 |
| 32 | Devin McCourty | DB | 5-10 | 195 | 27 | 6 | Rutgers | D1-10 |
| 33 | Dion Lewis | RB | 5-8 | 195 | 24 | 4 | Pittsburgh | FA-15 |
| 34 | Eric Kettani | FB | 5-11 | 240 | 28 | 1 | Navy | FA-15 |
| 35 o | Jonas Gray | RB | 5-10 | 225 | 25 | 2 | Notre Dame | FA-14 |
| 35 d | Jimmy Jean | DB | 6-3 | 205 | 26 | R | Alabama-Birmingham | FA-15 |
| 36 o | Tyler Gaffney | RB | 6-0 | 220 | 24 | 2 | Stanford | CW(CAR)-14 |
| 36 d | Brandon King | S | 6-2 | 220 | 22 | R | Auburn | FA-15 |
| 37 | Jordan Richards | DB | 5-11 | 210 | 22 | R | Stanford | D2-15 |
| 38 | Brandon Bolden | RB | 5-11 | 220 | 25 | 4 | Mississippi | FA-12 |
| 39 | Travaris Cadet | RB | 6-1 | 210 | 26 | 4 | Appalachian State | FA-15 |
| 41 | Dekoda Watson | LB | 6-2 | 245 | 27 | 6 | Florida State | FA-15 |
| 42 | Xzavier Dickson | DL | 6-3 | 255 | 22 | R | Alabama | D7b-15 |
| 43 | Nate Ebner | DB | 6-0 | 220 | 26 | 4 | Ohio State | D6-12 |
| 44 d | Matthew Wells | LB | 6-2 | 230 | 24 | R | Mississippi State | D6a-15 |
| 44 o | Mason Brodine | TE | 6-7 | 270 | 27 | 2 | Nebraska-Kearney | FA-15 |
| 45 | Cameron Gordon | LB | 6-3 | 240 | 24 | 2 | Michigan | FA-15 |
| 46 o | James Develin | FB | 6-3 | 255 | 27 | 3 | Brown | FA-12 |
| 46 d | L.J. Fort | LB | 6-0 | 230 | 25 | 2 | Northern Iowa | FA-15 |
| 47 | Michael Hoomanawanui | TE | 6-4 | 265 | 27 | 6 | Illinois | FA-12 |
| 48 | Geneo Grissom | DL | 6-4 | 265 | 23 | R | Oklahoma | D3-15 |
| 49 d | James Morris | LB | 6-2 | 245 | 23 | 2 | Iowa | FA-14 |
| 49 o | Joe Cardona | LS | 6-3 | 245 | 23 | R | Navy | D5-15 |
| 50 | Rob Ninkovich | DE | 6-2 | 260 | 31 | 10 | Purdue | FA-09 |
| 51 | Jerod Mayo | LB | 6-1 | 250 | 29 | 8 | Tennessee | D1-08 |
| 52 | Dane Fletcher | LB | 6-2 | 245 | 28 | 6 | Montana State | FA-15 |
| 53 | Eric Martin | LB | 6-2 | 250 | 24 | 3 | Nebraska | FA-14 |
| 54 | Dont'a Hightower | LB | 6-3 | 265 | 25 | 4 | Alabama | D1b-12 |
| 55 | Jonathan Freeny | LB | 6-2 | 255 | 26 | 4 | Rutgers | FA-15 |
| 58 | Darius Fleming | LB | 6-2 | 250 | 26 | 4 | Notre Dame | FA-14 |
| 59 | Chris White | LB | 6-3 | 240 | 26 | 5 | Mississippi State | CW(DET)-13 |
| 60 | David Andrews | C | 6-3 | 295 | 23 | R | Georgia | FA-15 |
| 61 | Marcus Cannon | OL | 6-5 | 335 | 27 | 5 | Texas Christian | D5a-11 |
| 62 | Ryan Wendell | OL | 6-2 | 300 | 29 | 7 | Fresno State | FA-08 |
| 63 | Tre' Jackson | G | 6-4 | 320 | 22 | R | Florida State | D4b-15 |
| 64 o | Chris Barker | OL | 6-2 | 300 | 25 | 2 | Nevada | CW(MIA)-13 |
| 64 d | A.J. Patailali | DL | 6-3 | 319 | 24 | 1 | Utah State | FA-15 |
| 65 | Jordan Devey | OL | 6-6 | 320 | 27 | 2 | Memphis | FA-13 |
| 66 | Bryan Stork | OL | 6-4 | 310 | 24 | 2 | Florida State | D4a-14 |
| 67 | Josh Kline | OL | 6-3 | 300 | 25 | 3 | Kent State | FA-13 |
| 68 | Caylin Hauptmann | OL | 6-3 | 305 | 24 | 2 | Florida International | FA-14 |
| 69 | Shaq Mason | OL | 6-1 | 310 | 21 | R | Georgia Tech | D4c-15 |
| 70 | Rufus Johnson | LB | 6-5 | 280 | 24 | 1 | Tarleton State | FA-15 |
| 71 | Cameron Fleming | OL | 6-6 | 320 | 22 | 2 | Stanford | D4c-14 |
| 72 o | Mark Asper | OL | 6-6 | 321 | 29 | 3 | Oregon | FA-15 |
| 72 d | Joe Vellano | DL | 6-2 | 300 | 26 | 2 | Maryland | FA-13 |
| 74 | Trey Flowers | DL | 6-2 | 265 | 21 | R | Arkansas | D4a-15 |
| 76 | Sebastian Vollmer | T | 6-8 | 325 | 31 | 7 | Houston | D2d-09 |
| 77 | Nate Solder | T | 6-8 | 325 | 27 | 5 | Colorado | D1-11 |
| 80 | Danny Amendola | WR | 5-11 | 190 | 29 | 7 | Texas Tech | UFA(STL)-13 |
| 81 | Jimmay Mundine | TE | 6-2 | 240 | 23 | R | Kansas | FA-15 |
| 82 | Josh Boyce | WR | 5-11 | 205 | 24 | 2 | Texas Christian | D4-13 |
| 84 | Brian Tyms | WR | 6-3 | 205 | 26 | 3 | Florida A&M | FA-14 |
| 85 | Jake Bequette | TE | 6-5 | 265 | 26 | 3 | Arkansas | D3-12 |
| 87 | Rob Gronkowski | TE | 6-6 | 265 | 26 | 6 | Arizona | D2a-10 |
| 88 | Scott Chandler | TE | 6-7 | 260 | 30 | 8 | Iowa | FA-15 |
| 90 | Zach Moore | DL | 6-6 | 280 | 24 | 2 | Concordia-St. Paul | D6b-14 |
| 91 | Jamie Collins | LB | 6-3 | 250 | 25 | 3 | Southern Mississippi | D2a-13 |
| 92 | Malcom Brown | DL | 6-2 | 320 | 21 | R | Texas | D1-15 |
| 93 | Jabaal Sheard | DL | 6-3 | 260 | 26 | 5 | Pittsburgh | UFA(CLE)-15 |
| 94 | Chris Jones | DT | 6-1 | 295 | 25 | 3 | Bowling Green | CW(TB)-13 |
| 95 | Chandler Jones | DE | 6-5 | 265 | 25 | 4 | Syracuse | D1a-12 |
| 96 | Sealver Siliga | DL | 6-2 | 325 | 25 | 4 | Utah | FA-13 |
| 97 | Alan Branch | DL | 6-6 | 350 | 30 | 9 | Michigan | FA-14 |
| 98 | Antonio Johnson | DL | 6-3 | 305 | 30 | 8 | Mississippi State | FA-15 |
| 99 | Dominique Easley | DL | 6-2 | 285 | 23 | 2 | Florida | D1-14 |

RESERVE/INJURED LIST

| # | NAME | POS | HT | WT | AGE | YR | COLLEGE | (IR date) |
|----|----------|-----|-----|-----|-----|----|----------|----------------|
| 86 | AJ Derby | TE | 6-5 | 255 | 23 | R | Arkansas | D6b-158/5/2015 |



2015 POSITIONAL ROSTER

August 8, 2015

| DEFENSE (44) | | | | | | | | |
|---------------------|-----------------------|-----|------|-----|------------|----|-----------------------|--------------------------|
| # | NAME | POS | HT | WT | BORN | YR | COLLEGE | H.S. HOMETOWN |
| DEFENSIVE LINE (15) | | | | | | | | |
| 97 | Branch, Alan | DL | 6-6 | 350 | 12/29/1984 | 9 | Michigan | Rio Rancho, N.M. |
| 92 | Brown, Malcom | DL | 6-2 | 320 | 2/2/1994 | R | Texas | Brenham, Texas |
| 99 | Easley, Dominique | DL | 6-2 | 285 | 4/28/1992 | 2 | Florida | Staten Island, N.Y. |
| 42 | Dickson, Xzavier | DL | 6-3 | 255 | 9/11/1992 | R | Alabama | Griffin, Ga. |
| 74 | Flowers, Trey | DL | 6-2 | 265 | 8/16/1993 | R | Arkansas | Huntsville, Ala. |
| 48 | Grisson, Geneo | DL | 6-4 | 265 | 6/4/1992 | R | Oklahoma | Hutchinson, Kan. |
| 98 | Johnson, Antonio | DL | 6-3 | 305 | 12/8/1984 | 8 | Mississippi State | Leland, Miss. |
| 95 | Jones, Chandler | DE | 6-5 | 265 | 2/27/1990 | 4 | Syracuse | Endicott, N.Y. |
| 94 | Jones, Chris | DT | 6-1 | 295 | 7/12/1990 | 3 | Bowling Green | Brownsburg, Ind. |
| 90 | Moore, Zach | DL | 6-6 | 280 | 9/5/1990 | 2 | Concordia-St. Paul | Chicago, Ill. |
| 50 | Ninkovich, Rob | DE | 6-2 | 260 | 2/1/1984 | 10 | Purdue | Blue Island, Ill. |
| 64 d | Pataiali, A.J. | DL | 6-3 | 319 | 9/3/1990 | 1 | Utah State | West Valley City, Utah |
| 93 | Sheard, Jabaa | DL | 6-3 | 260 | 5/10/1989 | 5 | Pittsburgh | Hollywood, Fla. |
| 96 | Siliga, Seaver | DL | 6-2 | 325 | 4/26/1990 | 4 | Utah | West Jordan, Utah |
| 72 d | Vellano, Joe | DL | 6-2 | 300 | 10/30/1988 | 2 | Maryland | Rexford, N.Y. |
| LINEBACKER (14) | | | | | | | | |
| 91 | Collins, Jamie | LB | 6-3 | 250 | 10/20/1989 | 3 | Southern Mississippi | McCall Creek, Miss. |
| 58 | Fleming, Darius | LB | 6-2 | 250 | 7/19/1989 | 4 | Notre Dame | Chicago, Ill. |
| 52 | Fletcher, Dane | LB | 6-2 | 245 | 9/14/1986 | 6 | Montana State | Bozeman, Mont. |
| 46 d | Fort, L.J. | LB | 6-0 | 230 | 1/3/1990 | 2 | Northern Iowa | Waynesville, Mo. |
| 55 | Freeny, Jonathan | LB | 6-2 | 255 | 6/15/1989 | 4 | Rutgers | Coconut Creek, Fla. |
| 45 | Gordon, Cameron | LB | 6-3 | 240 | 6/5/1991 | 2 | Michigan | Detroit, Mich. |
| 54 | Hightower, Dont'a | LB | 6-3 | 265 | 3/12/1990 | 4 | Alabama | Lewisburg, Tenn. |
| 70 | Johnson, Rufus | LB | 6-5 | 280 | 8/28/2000 | 1 | Tarleton State | Dallas, Texas |
| 53 | Martin, Eric | LB | 6-2 | 250 | 7/21/1991 | 3 | Nebraska | Moreno Valley, Calif. |
| 51 | Mayo, Jerod | LB | 6-1 | 250 | 2/23/1986 | 8 | Tennessee | Hampton, Va. |
| 49 d | Morris, James | LB | 6-2 | 245 | 11/20/1991 | 2 | Iowa | Solon, Iowa |
| 41 | Watson, Dekoda | LB | 6-2 | 245 | 3/3/1988 | 6 | Florida State | Aike, S.C. |
| 44 d | Wells, Mathew | LB | 6-2 | 230 | 11/26/1990 | R | Mississippi State | Monticello, Miss. |
| 59 | White, Chris | LB | 6-3 | 240 | 1/15/1989 | 5 | Mississippi State | Vandevae, Miss. |
| DEFENSIVE BACK (15) | | | | | | | | |
| 31 | Brown, Tarell | CB | 5-10 | 190 | 1/6/1985 | 8 | Texas | Mesquite, Texas |
| 21 | Butler, Malcolm | CB | 5-11 | 190 | 3/2/1990 | 2 | West Alabama | Vicksburg, Miss. |
| 23 | Chung, Patrick | S | 5-11 | 215 | 8/19/1987 | 7 | Oregon | Rancho Cucamonga, Calif. |
| 43 | Ebner, Nate | DB | 6-0 | 220 | 12/14/1988 | 4 | Ohio State | Dublin, Ohio |
| 24 | Fletcher, Bradley | CB | 6-0 | 205 | 6/25/1986 | 7 | Iowa | Youngstown, Ohio |
| 30 | Harmon, Duron | DB | 6-1 | 205 | 1/24/1991 | 3 | Rutgers | Magnolia, Del. |
| 35 d | Jean, Jimmy | DB | 6-3 | 205 | 4/1/1989 | R | Alabama-Birmingham | Pompano Beach, Fla. |
| 36 d | King, Brandon | S | 6-2 | 220 | 6/8/1993 | R | Auburn | Alabaster, Ala. |
| 22 | McClain, Robert | CB | 5-9 | 195 | 7/22/1988 | 5 | Connecticut | Lusby, Md. |
| 32 | McCourt, Devin | DB | 5-10 | 195 | 8/13/1987 | 6 | Rutgers | Montvale, N.J. |
| 37 | Richards, Jordan | DB | 5-11 | 210 | 1/21/1993 | R | Stanford | Folsom, Calif. |
| 28 d | Roberts, Darryl | DB | 6-0 | 190 | 11/26/1990 | R | Marshall | Lakeland, Fla. |
| 26 | Ryan, Logan | CB | 5-11 | 195 | 2/9/1991 | 3 | Rutgers | Voorhees, N.J. |
| 25 | Swanson, Daxton | DB | 5-11 | 190 | 3/21/1990 | 1 | Sam Houston State | Waco, Texas |
| 27 | Wilson, Tavon | DB | 6-0 | 215 | 3/19/1990 | 4 | Illinois | Washington, D.C. |
| OFFENSE (43) | | | | | | | | |
| # | NAME | POS | HT | WT | BORN | YR | COLLEGE | H.S. HOMETOWN |
| OFFENSIVE LINE (14) | | | | | | | | |
| 60 | Andrews, David | C | 6-3 | 295 | 7/10/1992 | R | Georgia | Johns Creek, Ga. |
| 72 o | Asper, Mark | OL | 6-6 | 321 | 11/8/1985 | 3 | Oregon | Idaho Falls, Idaho |
| 64 o | Barker, Chris | OL | 6-2 | 300 | 8/3/1990 | 2 | Nevada | Etiwanda, Calif. |
| 61 | Cannon, Marcus | OL | 6-5 | 335 | 5/6/1988 | 5 | Texas Christian | Odessa, Texas |
| 65 | Devey, Jordan | OL | 6-6 | 320 | 1/11/1988 | 2 | Memphis | American Fork, Utah |
| 71 | Fleming, Cameron | OL | 6-6 | 320 | 9/3/1992 | 2 | Stanford | Houston, Texas |
| 68 | Hauptmann, Caylin | OL | 6-3 | 305 | 7/10/1991 | 2 | Florida International | Los Angeles, Calif. |
| 63 | Jackson, Tre' | G | 6-4 | 320 | 12/14/1992 | R | Florida State | Jesup, Ga. |
| 67 | Kline, Josh | OL | 6-3 | 300 | 12/29/1989 | 3 | Kent State | Mason, Ohio |
| 69 | Mason, Shaq | OL | 6-1 | 310 | 8/28/1993 | R | Georgia Tech | Columbia, Tenn. |
| 77 | Solder, Nate | T | 6-8 | 325 | 4/12/1988 | 5 | Colorado | Buena Vista, Co. |
| 66 | Stork, Bryan | OL | 6-4 | 310 | 11/15/1990 | 2 | Florida State | Vero Beach, Fla. |
| 76 | Vollmer, Sebastian | T | 6-8 | 325 | 7/10/1984 | 7 | Houston | Kaarst, Germany |
| 62 | Wendell, Ryan | OL | 6-2 | 300 | 3/4/1986 | 7 | Fresno State | Pomona, Calif. |
| QUARTERBACK (3) | | | | | | | | |
| 12 | Brady, Tom | QB | 6-4 | 225 | 8/3/1977 | 16 | Michigan | San Mateo, Calif. |
| 8 | Flynn, Matt | QB | 6-2 | 230 | 6/20/1985 | 8 | Louisiana State | Tyler, Texas |
| 10 | Garoppolo, Jimmy | QB | 6-2 | 225 | 11/2/1991 | 2 | Eastern Illinois | Arlington Heights, Ill. |
| WIDE RECEIVER (11) | | | | | | | | |
| 80 | Amendola, Danny | WR | 5-11 | 190 | 11/2/1985 | 7 | Texas Tech | The Woodlands, Texas |
| 82 | Boyce, Josh | WR | 5-11 | 205 | 5/6/1991 | 2 | Texas Christian | Copperas Cove, Texas |
| 17 | Dobson, Aaron | WR | 6-3 | 205 | 7/23/1991 | 3 | Marshall | Dunbar, W.V. |
| 15 | D'Orazio, Zach | WR | 6-2 | 212 | 5/28/1991 | R | Akron | Cleveland, Ohio |
| 11 | Edelman, Julian | WR | 5-10 | 200 | 5/22/1986 | 7 | Kent State | Redwood City, Calif. |
| 13 | Gibson, Brandon | WR | 6-0 | 210 | 8/13/1987 | 7 | Washington State | Puyallup, Wash. |
| 14 | Harper, Chris | WR | 5-11 | 185 | 12/7/1993 | R | California | Encino, Calif. |
| 16 | Krause, Jonathan | WR | 5-11 | 190 | 1/18/1992 | 1 | Vanderbilt | Snellville, Ga. |
| 19 | LaFell, Brandon | WR | 6-3 | 210 | 11/4/1986 | 6 | Louisiana State | Houston, Texas |
| 18 | Slater, Matthew | WR | 6-0 | 205 | 9/9/1985 | 8 | UCLA | Anaheim, Calif. |
| 84 | Tyms, Brian | WR | 6-3 | 205 | 2/21/1989 | 3 | Florida A&M | Ft. Lauderdale, Fla. |
| RUNNING BACK (9) | | | | | | | | |
| 39 | Cadet, Travaris | RB | 6-1 | 210 | 2/1/1989 | 4 | Appalachian State | Miami, Fla. |
| 29 | Blount, LeGarrette | RB | 6-0 | 250 | 12/5/1986 | 6 | Oregon | Perry, Fla. |
| 38 | Bolden, Brandon | RB | 5-11 | 220 | 1/26/1990 | 4 | Mississippi | Baton Rouge, La. |
| 46 o | Develin, James | FB | 6-3 | 255 | 7/23/1988 | 3 | Brown | Gilbertville, Pa. |
| 36 o | Gaffney, Tyler | RB | 6-0 | 220 | 4/20/1991 | 2 | Stanford | San Diego, Calif. |
| 35 o | Gray, Jonas | RB | 5-10 | 225 | 6/27/1990 | 2 | Notre Dame | Pontiac, Mich. |
| 34 | Kettani, Eric | FB | 5-11 | 240 | 3/26/1987 | 1 | Navy | Kirtland, Ohio |
| 33 | Lewis, Dion | RB | 5-8 | 195 | 9/27/1990 | 4 | Pittsburgh | Blairstown, N.J. |
| 28 o | White, James | RB | 5-10 | 205 | 2/3/1992 | 2 | Wisconsin | Ft. Lauderdale, Fla. |
| TIGHT END (6) | | | | | | | | |
| 85 | Bequette, Jake | DL | 6-5 | 265 | 2/21/1989 | 3 | Arkansas | Little Rock, Ark. |
| 44 o | Brodine, Mason | TE | 6-7 | 270 | 2/18/1988 | 2 | Nebraska-Kearney | Elm Creek, Neb. |
| 88 | Chandler, Scott | TE | 6-7 | 260 | 7/23/1985 | 8 | Iowa | Southlake, Texas |
| 87 | Gronkowski, Rob | TE | 6-6 | 265 | 5/14/1989 | 6 | Arizona | Pittsburgh, Pa. |
| 47 | Hoomanawanui, Michael | TE | 6-4 | 265 | 7/4/1988 | 6 | Illinois | Bloomington, Ill. |
| 81 | Mundine, Jimmay | TE | 6-2 | 240 | 11/12/1991 | R | Kansas | Denison, Texas |
| SPECIALISTS (3) | | | | | | | | |
| # | NAME | POS | HT | WT | BORN | YR | COLLEGE | H.S. HOMETOWN |
| SPECIALISTS (3) | | | | | | | | |
| 6 | Allen, Ryan | P | 6-2 | 220 | 2/28/1990 | 3 | Louisiana Tech | Salem, Ore. |
| 49 o | Cardona, Joe | LS | 6-3 | 245 | 4/16/1992 | R | Navy | El Cajon, Calif. |
| 3 | Gostkowski, Stephen | K | 6-1 | 215 | 1/28/1984 | 10 | Memphis | Madison, Miss. |
| RESERVE/INJURED (1) | | | | | | | | |
| # | NAME | POS | HT | WT | BORN | YR | COLLEGE | H.S. HOMETOWN |
| RESERVE/INJURED (1) | | | | | | | | |
| 86 | Derby, AJ | TE | 6-5 | 255 | 9/20/1991 | R | Arkansas | Iowa City, Iowa |



HOW THE PATRIOTS WERE BUILT

UPDATED: August 8, 2015

| YEAR | DRAFTEES (36) | VETERAN FREE AGENTS (26) | WAIVERS (4) / TRADES (0) | ROOKIE AND FIRST-YEAR FREE AGENTS (24) |
|------|------------------------------------------------------------------------------------------------------------------------------------------------------------------------------------------------------------------|-----------------------------------------------------------------------------------------------------------------------------------------------------------------------------------------------------------------------------------------------------------------------------------------------------------------------------------------------------------------------------------------------------------------------------------------|-----------------------------------------------------------------------------------------------|------------------------------------------------------------------------------------------------------------------------------------------------------------------------------------------------------------|
| 2000 | Tom Brady (6b) | | | |
| 2006 | Stephen Gostkowski (4b) | | | |
| 2008 | Jerod Mayo (1) Matthew Slater (5) | | | Ryan Wendell (fa) |
| 2009 | Sebastian Vollmer (2d) Julian Edelman (7a) | Rob Ninkovich (5) (NO) | | |
| 2010 | Devin McCourty (1) Rob Gronkowski (2a) | | | |
| 2011 | Nate Solder (1) Marcus Cannon (5a) | | | |
| 2012 | Chandler Jones (1a) Dont'a Hightower (1b) Tavon Wilson (2) Jake Bequette (3a) Nate Ebner (6) | Michael Hoomanawanui (5) (STL) | | Brandon Bolden (fa) James Develin (fa) (CIN) |
| 2013 | Jamie Collins (2a) Aaron Dobson (2b) Logan Ryan (3a) Duron Harmon (3b) Josh Boyce (4) | Danny Amendola (fa) (DAL) Sealver Siliga (fa) (SF) | Chris Barker (fa) CW (MIA) Chris Jones (6) (HOU) CW (TB) Chris White (4) (BUF) CW (DET) | Ryan Allen (fa) Jordan Devey (fa) (BAL) Josh Kline (fa) Joe Vellano (fa) |
| 2014 | Dominique Easley (1) Jimmy Garoppolo (2) Bryan Stork (4a) James White (4b) Cameron Fleming (4c) Zach Moore (6b) | LeGarrette Blount (fa) (TEN) Alan Branch (2) (ARI) Patrick Chung (2) (NE) Darius Fleming (5) (SF) Brandon LaFell (3) (CAR) Brian Tyms (fa) (SF) | Tyler Gaffney (6) CW (CAR) | Malcolm Butler (fa) Cameron Gordon (fa) Jonas Gray(fa) (MIA) Caylin Hauptmann (fa) (CLE) Jonathan Krause (fa) (CLE) Eric Martin (fa) (NO) James Morris (fa) Daxton Swanson (fa) (IND) |
| 2015 | Malcom Brown (1) Jordan Richards (2) Geneo Grissom (3) Trey Flowers (4a) Tre' Jackson (4b) Shaq Mason (4c) Joe Cardona (5) Matthew Wells (6a) Darryl Roberts (7a) Xzavier Dickson(7b) | Mark Asper (6) (BUF) Mason Brodine (fa) (OAK) Tarell Brown (5) (SF) Travaris Cadet (fa) (NO) Scott Chandler (4) (SD) Bradley Fletcher (3) (STL) Dane Fletcher (fa) (NE) Matt Flynn (7) (GB) L.J. Fort (fa) (CLE) Jonathan Freeny (fa) (MIA) Brandon Gibson (6) (PHI) Antonio Johnson (5) (TEN) Dion Lewis (5) (PHI) Robert McClain (7) (CAR) Jabaa Sheard (2) (CLE) Dekoda Watson (7) (TB) | | David Andrews (fa) Zach D'Orazio (fa) Chris Harper (fa) Jimmy Jean (fa) Rufus Johnson (6) (NO) Eric Kettani (fa) Brandon King (fa) Jimmay Mundine (fa) A.J. Pataiali'i (fa) (BAL) |

NOTE: Team in parenthesis is the player's prior team

(#) – indicates round drafted

(fa) – indicates non-drafted free agents

Reserve/Injured (1)

AJ Derby (6b) - 2015



2015 TRANSACTIONS

UPDATED: AUGUST 8, 2015

JANUARY, 2015

| | | |
|----------|-------------------|-----------------------------|
| 3/5/2015 | Barker, Chris | Signed to a future contract |
| 3/5/2015 | Bequette, Jake | Signed to a future contract |
| 3/5/2015 | Green, Justin | Signed to a future contract |
| 3/5/2015 | Gilbert, Garrett | Signed to a future contract |
| 3/5/2015 | Hauptmann, Caylin | Signed to a future contract |
| 3/5/2015 | Johnson, Antonio | Signed to a future contract |
| 3/5/2016 | Johnson, Rufus | Signed to a future contract |
| 3/5/2015 | Krause, Jonathan | Signed to a future contract |
| 3/5/2015 | Lewis, Dion | Signed to a future contract |
| 3/5/2015 | Martin, Eric | Signed to a future contract |
| 3/5/2015 | Skinner, Deontae | Signed to a future contract |
| 3/5/2015 | Swanson, Daxton | Signed to a future contract |

MARCH, 2015

| | | |
|-----------|---------------------|-----------------------------|
| 3/2/2015 | Gostkowski, Stephen | Designated Franchise Player |
| 3/6/2015 | Ott, Tyler | Signed |
| 3/11/2015 | Tyms, Brain | Re-signed |
| 3/11/2015 | Dorsey, Kevin | Signed |
| 3/11/2015 | Gibson, Brandon | Signed |
| 3/12/2015 | Chekwa, Chimdi | Signed |
| 3/12/2015 | Freeny, Jonathan | Signed |
| 3/12/2015 | Sheard, Jabaal | Signed |
| 3/13/2015 | White, Chris | Re-signed |

APRIL, 2015

| | | |
|-----------|---------------|---------|
| 4/30/2015 | Brown, Malcom | Drafted |
|-----------|---------------|---------|

MAY, 2015

| | | |
|-----------|-------------------|---------------------|
| 5/1/2015 | Richards, Jordan | Drafted |
| 5/1/2015 | Grissom, Geneo | Drafted |
| 5/2/2015 | Flowers, Trey | Drafted |
| 5/2/2015 | Jackson, Tre' | Drafted |
| 5/2/2015 | Mason, Shaq | Drafted |
| 5/2/2015 | Cardona, Joe | Drafted |
| 5/2/2015 | Wells, Matthew | Drafted |
| 5/2/2015 | Derby, AJ | Drafted |
| 5/2/2015 | Roberts, Darryl | Drafted |
| 5/2/2015 | Dickson, Xzavier | Drafted |
| 5/5/2015 | Dennard, Alfonzo | Released |
| 5/5/2015 | Ott, Tyler | Released |
| 5/5/2015 | Skinner, Deontae | Released |
| 5/7/2015 | Buchanan, Michael | Released |
| 5/7/2015 | Dorsey, Kevin | Released |
| 5/8/2015 | Derby, AJ | Signed/Draft Choice |
| 5/8/2015 | Dickson, Xzavier | Signed/Draft Choice |
| 5/8/2015 | Flowers, Trey | Signed/Draft Choice |
| 5/8/2015 | Jackson, Tre' | Signed/Draft Choice |
| 5/8/2015 | Mason, Shaq | Signed/Draft Choice |
| 5/8/2015 | Richards, Jordan | Signed/Draft Choice |
| 5/8/2015 | Roberts, Darryl | Signed/Draft Choice |
| 5/8/2015 | Wells, Matthew | Signed/Draft Choice |
| 5/8/2015 | Andrews, David | Signed |
| 5/8/2015 | Gardner, Devin | Signed |
| 5/8/2015 | Harper, Chris | Signed |
| 5/8/2015 | Jean, Jimmy | Signed |
| 5/8/2015 | King, Brandon | Signed |
| 5/8/2015 | Patterson, Eric | Signed |
| 5/8/2015 | Taylor, Vince | Signed |
| 5/9/2015 | Grissom, Geneo | Signed/Draft Choice |
| 5/11/2015 | Arrington, Kyle | Released |
| 5/11/2015 | Davis, Fred | Signed |
| 5/11/2015 | Hughes, Kevin | Signed |
| 5/12/2015 | Watson, Dekoda | Signed |
| 5/18/2015 | Spikes, Brandon | Signed |
| 5/18/2015 | Chekwa, Chimidi | Released |
| 5/18/2015 | Gardner, Devin | Released |
| 5/18/2015 | Gordon, Cam | Released |
| 5/26/2015 | Fletcher, Dane | Signed |
| 5/26/2015 | D'Orazio, Zach | Signed |

JUNE, 2015

| | | |
|-----------|------------------|---------------------|
| 6/4/2014 | Cardona, Joe | Signed/Draft Choice |
| 6/8/2015 | Spikes, Brandon | Released |
| 6/8/2015 | Cox, Derek | Signed |
| 6/9/2015 | Patterson, Eric | Released |
| 6/11/2015 | Lynch, D.J. | Signed |
| 6/11/2015 | Mundine, Jimmay | Signed |
| 6/11/2015 | Stokes, Logan | Signed |
| 6/11/2015 | Gilbert, Garrett | Released |
| 6/11/2015 | D'Orazio, Zach | Released |
| 6/11/2015 | Wright, Tim | Released |

JUNE, 2015

| | | |
|-----------|---------------|---------------------|
| 6/18/2015 | Stokes, Logan | Released |
| 6/19/2015 | Brown, Malcom | Signed/Draft Choice |
| 6/19/2015 | Davis, Fred | Released |

JULY, 2015

| | | |
|-----------|----------------|--------|
| 7/23/2015 | D'Orazio, Zach | Signed |
| 7/27/2015 | Brown, Tarell | Signed |

AUGUST, 2015

| | | |
|----------|------------------|---------------------------|
| 8/1/2015 | Cox, Derek | Released |
| 8/1/2015 | Green, Justin | Released |
| 8/1/2015 | Lynch, DJ | Released |
| 8/3/2015 | Gunn, Harland | Claimed off Waivers (ATL) |
| 8/3/2015 | Hughes, Kevin | Released |
| 8/3/2015 | Taylor, Vince | Released |
| 8/4/2015 | Fort, L.J. | Signed |
| 8/4/2015 | Gordon, Cameron | Signed |
| 8/4/2015 | Kettani, Eric | Signed |
| 8/4/2015 | Pataiali'i, A.J. | Signed |
| 8/5/2015 | Derby, AJ | Placed on Reserve/Injured |
| 8/6/2015 | Asper, Mark | Signed |
| 8/6/2015 | Brodine, Mason | Signed |
| 8/6/2015 | Gunn, Harland | Released |



UNOFFICIAL DEPTH CHART

Unofficial depth chart compiled by Patriots media relations

OFFENSE

| | | | |
|---------------------------------|--------------------|-------------------------|-------------------------|
| WR: 19 Brandon LaFell | 80 Danny Amendola | 82 Josh Boyce | 18 Matthew Slater |
| | | 16 Jonathan Krause | <u>14 Chris Harper</u> |
| LT: 77 Nate Solder | 61 Marcus Cannon | 65 Jordan Devey | 68 Caylin Hauptmann |
| LG: 67 Josh Kline | 62 Ryan Wendell | <u>69 Shaq Mason</u> | |
| C: 66 Bryan Stork | 62 Ryan Wendell | 64 Chris Barker | <u>60 David Andrews</u> |
| RG: 62 Ryan Wendell | 67 Josh Kline | <u>63 Tre' Jackson</u> | |
| RT: 76 Sebastian Vollmer | 61 Marcus Cannon | 71 Cameron Fleming | 72 Mark Asper |
| TE: 87 Rob Gronkowski | 88 Scott Chandler | 47 Michael Hoomanawanui | 85 Jake Bequette |
| | | 44 Mason Brodine | <u>81 Jimmy Mundine</u> |
| WR: 11 Julian Edelman | 17 Aaron Dobson | 84 Brian Tyms | 13 Brandon Gibson |
| | | | <u>15 Zach D'Orazio</u> |
| QB: 12 Tom Brady | 10 Jimmy Garoppolo | 8 Matt Flynn | |
| RB: 29 LeGarrette Blount | 38 Brandon Bolden | 39 Travaris Cadet | 36 Tyler Gaffney |
| | | | 34 Eric Kettani |
| RB: 46 James Develin | 35 Jonas Gray | 28 James White | 33 Dion Lewis |

DEFENSE

| | | | |
|--------------------------------|---------------------|--------------------------|---------------------------|
| LE: 50 Rob Ninkovich | 93 Jabaal Sheard | <u>48 Geneo Grissom</u> | |
| DT: 97 Alan Branch | 99 Dominique Easley | 72 Joe Vellano | <u>92 Malcom Brown</u> |
| DT: 96 Sealver Siliga | 94 Chris Jones | 98 Antonio Johnson | 64 A.J. Pataiali'l |
| RE: 95 Chandler Jones | 93 Jabaal Sheard | 90 Zach Moore | <u>74 Trey Flowers</u> |
| | | | <u>42 Xzavier Dickson</u> |
| LB: 91 Jamie Collins | 52 Dane Fletcher | 41 Dekoda Watson | 46 A.J. Fort |
| LB: 51 Jerod Mayo | 59 Chris White | 53 Eric Martin | 49 James Morris |
| | | 45 Cameron Gordon | 55 Jonathan Freeny |
| LB: 54 Dont'a Hightower | 58 Darius Fleming | 70 Rufus Johnson | <u>44 Matthew Wells</u> |
| RCB: 26 Logan Ryan | 31 Tarell Brown | 22 Robert McClain | <u>35 Jimmy Jean</u> |
| LCB: 21 Malcolm Butler | 24 Bradley Fletcher | <u>28 Darryl Roberts</u> | |
| S: 23 Patrick Chung | 30 Duron Harmon | 25 Daxton Swanson | <u>37 Jordan Richards</u> |
| S: 32 Devin McCourty | 27 Tavon Wilson | 43 Nate Ebner | <u>36 Brandon King</u> |

SPECIAL TEAMS

| | |
|----------------------------------|-------------------|
| K: 3 Stephen Gostkowski | |
| P: 6 Ryan Allen | |
| H: 6 Ryan Allen | |
| PR: 11 Julian Edelman | 80 Danny Amendola |
| KR: 80 Danny Amendola | 19 Brandon LaFell |
| LS: <u>49 Joe Cardona</u> | |

PRONUNCIATION GUIDE

| | | | |
|--------------------|-------------------|----------------------|---------------------------|
| Danny Amendola | am-men-DOLE-uh | Michael Hoomanawanui | HO-oh-mah-nah-wah-noo-wee |
| Jake Bequette | BECK-it | Jerod Mayo | je-ROD |
| LeGarrette Blount | LUH-gare-et BLUNT | Jimmay Mundine | JAH-may MUN-dine |
| Tarell Brown | TERR-ell | A.J. A.J. Pataiali'l | pah-tie-AH-lee-ee |
| Jordan Devey | DEH-vee | Jabaal Sheard | juh-BALL SHEERD |
| Dominique Easley | DAW-min-eeek | Sealver Siliga | SIL-ver SEE-ling-gah |
| Stephen Gostkowski | gost-COW-ski | Nate Solder | SOLD-er |
| Geneo Grissom | GEE-no | Brian Tyms | TIMS |
| Caylin Hauptmann | HOWPT-min | Ryan Wendell | when-DELL |
| Dont'a Hightower | don-TAY | Tavon Wilson | TAY-von |



PATRIOTS

vs. Packers

SERIES HISTORY



The Patriots will face Green Bay in the preseason for the first time since 2005 and for the 14th time overall in a preseason game. The last time the two teams met in a preseason contest was on Aug. 26, 2005 at Lambeau Field with New England claiming a 27-3 victory.

The Packers will play a preseason game in Foxborough for the first time since 1993. Green Bay leads the preseason series, 7-6. The last four preseason meetings between the two clubs have been played in Green Bay.

This week's game will be Green Bay's first preseason meeting at Gillette Stadium and third visit overall to Gillette Stadium. The Packers beat the Patriots, 28-10, in a 2002 regular season game at Gillette and lost, 31-27, in a Sunday Night Football game on Dec. 19, 2010 in their last visit to New England.

The Patriots traveled to Green Bay last year for a regular season game, where the Packers claimed a 26-21 victory on Nov. 30 at Lambeau Field. The regular season series between the two teams is tied, 5-5. Green Bay beat the Patriots in the one postseason meeting between the two teams, a 35-21 Packers victory in Super Bowl XXXI at the Louisiana Superdome in New Orleans on Jan. 26, 1997.

The Patriots first regular-season home victory under Robert Kraft was on Oct. 2, 1994 in a 17-16 win against Green Bay.

PRESEASON - PATRIOTS 7, PACKERS 6

| Date | Result | Score | H/A | Stadium |
|----------|--------|-------|-----|------------------|
| 08/30/75 | W(OT) | 20-17 | A | County Stadium |
| 08/15/76 | L | 14-16 | H | Schaefer Stadium |
| 08/13/77 | W | 38-3 | A | County Stadium |
| 09/04/82 | W | 41-27 | H | Schaefer Stadium |
| 08/30/86 | W | 16-9 | A | Lambeau Field |
| 09/01/89 | L | 0-16 | H | Sullivan Stadium |
| 08/03/91 | L | 7-28 | A | Lambeau Field |
| 08/29/92 | W | 34-10 | A | Lambeau Field |
| 08/20/93 | W | 21-17 | H | Foxboro Stadium |
| 08/26/94 | L | 20-24 | A | Lambeau Field |
| 08/02/96 | L | 7-24 | A | Lambeau Field |
| 07/31/97 | L | 3-7 | A | Lambeau Field |
| 08/26/05 | W | 27-3 | A | Lambeau Field |

REGULAR SEASON - PATRIOTS 5, PACKERS 4

| Date | Result | Score | H/A | Stadium |
|----------|--------|-------|-----|------------------------|
| 11/18/73 | W | 33-24 | H | Schaefer Stadium |
| 10/01/79 | L | 14-27 | A | Lambeau Field |
| 09/08/85 | W | 26-20 | H | Sullivan Stadium |
| 10/09/88 | L | 3-45 | A | County Stadium (Milw.) |
| 10/02/94 | W | 17-16 | H | Foxboro Stadium |
| 10/27/97 | L | 10-28 | H | Foxboro Stadium |
| 10/13/02 | L | 10-28 | H | Gillette Stadium |
| 11/19/06 | W | 35-0 | A | Lambeau Field |
| 12/19/10 | W | 31-27 | H | Gillette Stadium |

PLAYOFFS - PACKERS 1, PATRIOTS 0

| Date | Result | Score | H/A | Stadium |
|-----------|--------|-------|-----|---------------------|
| 01/26/97* | L | 21-35 | N | Louisiana Superdome |

*-Super Bowl XXXI

PACKERS 26, PATRIOTS 21

November 30, 2014 ★ Lambeau Field

| | 1 | 2 | 3 | 4 | Final |
|----------------------|----|----|---|---|-------|
| New England Patriots | 0 | 14 | 0 | 7 | — 21 |
| Green Bay Packers | 13 | 10 | 0 | 3 | — 26 |

The Green Bay Packers ended the New England Patriots seven-game winning streak, as well as snapping a streak of 14 straight wins over the NFC North, by fending off the Patriots in a 26-21 victory at Lambeau Field.

After jumping out to a 13-0 lead and a 23-14 halftime lead, the Green Bay defense came up big to stop a potential game-winning drive with under three minutes to play. Down 26-21, QB Tom Brady drove the Patriots to the 20-yard line where he just missed on a touchdown pass to TE Rob Gronkowski. On the next play, the Patriots faced a third-down-and 9, but Brady was sacked to force a fourth down. K Stephen Gostkowski ended a streak of 32 straight fourth-quarter field goals when his 47-yard attempt sailed wide right. Green Bay took over with 2:40 left to play and ran off the remaining time to secure the victory.

Green Bay QB Aaron Rodgers finished 24-of-38 for 368 yards and two touchdowns and helped the Packers convert 10-of-17 third downs for a 59 percent conversion rate. Green Bay's lead could have been even wider if not for the Patriots holding the Packers to no touchdowns on four trips to the red zone.

New England punched back after falling behind 13-0 in the first quarter when RB Brandon Bolden scored on a 6-yard touchdown run to culminate a five-play, 73-yard drive. Green Bay answered with a field goal for a 16-7 lead midway through the second quarter.

The Patriots engineered a 12-play, 80-yard drive that was highlighted by a 26-yard pass from Brady to RB Shane Vereen to reach the Green Bay 20-yard line. The Patriots drove to the 2-yard line, where Brady connected with WR Brandon LaFell for a touchdown pass to narrow the Packers lead to 16-14 with 1:09 left to play in the first half.

Green Bay's quick-strike offense hit on all cylinders on the ensuing drive when Rodgers connected with WR Jordy Nelson on a 45-yard touchdown pass for a 23-14 halftime lead.

After a scoreless third quarter, Brady opened the fourth quarter by connecting on his second touchdown pass to LaFell, a 15-yarder to finish a 9-play, 78-yard drive to make it 23-21. Green Bay answered again with a field goal drive to make it 26-21 midway through the final quarter.

The Patriots final offensive drive that put them into position for a potential game-tying drive was kept alive when Brady completed a 5-yard pass to WR Julian Edelman to convert a fourth-and 3 from the New England 49-yard line.

QUICK HITS

★ The Packers were the first team to defeat the Patriots at Gillette Stadium, claiming a 28-10 victory on Oct. 13, 2002, in New England's first season in its new home.

★ Following that loss, the Patriots won 14 straight against the NFC North until losing, 26-21, at Green Bay on Nov. 30, 2014.

PRESEASON HISTORY

The Patriots are 47-39 (.547) in the preseason since Robert Kraft purchased the team in 1994. Prior to 1994, the Patriots were 60-96-1 (.385) in the preseason. New England enters this week's game with an all-time preseason mark of 107-135-1 (.442).

BELICHICK IN THE PRESEASON

Bill Belichick has compiled an overall record of 44-37 (.543) in the preseason, including a 33-28 (.541) mark as Patriots head coach. Belichick's teams have been .500 or above in 17 of his 20 previous preseasons as a head coach in the NFL.



PATRIOTS

vs. Packers

BALL SECURITY BREEDS SUCCESS

Last year, the Super Bowl champion Patriots and the NFC North champion Packers had only 13 giveaways, tied for the third fewest giveaways in a 16-game season in NFL history.

SEASON TEAM FEWEST GIVEAWAYS IN 16-GAME SEASON

2011 San Francisco 10
2010 New England 10
2014 New England 13
2014 Green Bay 13
2008 Miami 13
2008 New York Giants 13

TALE OF THE TAPE

| 2014 Regular Season | New England | Green Bay |
|----------------------------|-------------|------------|
| Record | 12-4 | 12-4 |
| Divisional Standings | 1st | 1st |
| Total Yards Gained | 5,848 | 6,178 |
| Total Offense (Rank) | 365.5 (11) | 386.1 (6) |
| Rush Offense | 107.9 (18) | 119.8 (11) |
| Pass Offense | 257.6 (9) | 266.3 (8) |
| Points Per Game | 29.3 (4) | 30.4 (1) |
| Touchdowns Scored | 52 | 58 |
| Third Down Conversion Pct. | 44.3 | 47.2 |
| Team Passer Rating | 97.5 | 109.9 |
| Total Yards Allowed | 5,506 | 5,542 |
| Total Defense (Rank) | 344.1 (13) | 346.4 (15) |
| Rush Defense | 104.3 (9) | 119.9 (23) |
| Pass Defense | 239.8 (17) | 226.4 (10) |
| Points Allowed/Game | 19.6 (8) | 21.8 (13t) |
| Touchdowns Allowed | 32 | 40 |
| Third Down Defense (Pct.) | 40.2 | 40.3 |
| Field Goals Made/Attempted | 35/37 | 27/33 |
| Possession Avg. | 29:37 | 30:32 |
| Sacks Allowed/Yards Lost | 26/170 | 30/186 |
| Sacks Made/Yards | 40/282 | 41/261 |
| Passing TD/Int. (Off.) | 34/9 | 38/6 |
| Passing TD/Int. (Def.) | 24/16 | 26/18 |
| Penalties Against/Yards | 120/1080 | 92/775 |
| Punts/Avg. | 67/45.7 | 51/42.3 |
| Takeaway/Giveaway Ratio | +12 (2t) | +14 (1) |

CONNECTIONS

NEW ENGLAND TIES

- ★ Patriots **DT Lavon Hooks** was born in New Haven, Conn. -
- ★ Packers **TE Justin Perillo** played in 44 games with 35 starts at Maine, where he hauled in 128 receptions for 1,318 yards and 15 TDs.
- ★ Packers **TE Richard Rodgers** attended St. John's HS in Shrewsbury, Mass., where he was named a PrepStar All-American after leading all Massachusetts Division C-1 players in receiving (1,064 yards), sacks (eight) and scoring (17 touchdowns) as a senior in 2010.
- ★ Packers **QB Scott Tolzien's younger brother, Mark**, played quarterback at Holy Cross.

GREEN BAY TIES

- ★ Patriots **RB James White** played collegiately at Wisconsin from 2010-13, appearing in 52 games with 12 starts and finishing his career ranked No. 4 all-time at Wisconsin with 4,015 rushing yards. He also finished third all-time at Wisconsin with 45 rushing touchdowns, which is tied for the eighth-most in Big Ten history, and third all-time with 48 total touchdowns, the ninth-most by a Big Ten player. White also broke school records for longest run (93 yards) and career receiving yards by a running back (670).

CONNECTIONS (CONTINUED)

FORMER PATRIOTS

- ★ Packers **running backs coach Sam Gash** was originally drafted by New England in the eighth round (205th overall) of the 1992 NFL Draft out of Penn State. He spent six seasons (1992-97) with the Patriots, appearing in 88 games, rushing 105 times for 291 yards and two touchdowns and catching 104 passes for 826 yards and six touchdowns.
- ★ Packers **defensive coordinator Dom Capers** served as a special assistant - secondary for the Patriots in 2008.
- ★ Packers **strength and conditioning assistant Thadeus Jackson** got his first NFL experience as an athletic training intern for the Patriots during their 2003 training camp.

FORMER PACKERS

- ★ -Patriots **QB Matt Flynn** was selected by the Packers in the seventh round (209th overall) of the 2008 NFL Draft. Flynn served as the backup to Aaron Rodgers in Green Bay for seven seasons (2008-11, 2013-14), appearing in 46 games with six starts and passing for 2,227 yards and 16 TDs. His performance against the Lions on Jan. 1 2012 set Packers franchise records in single-game yards (480) and TDs (6) - marks which he now shares with Aaron Rodgers.

FORMER NFL TEAMMATES

- ★ Patriots **defensive assistant Brendan Daly** tutored Packers **DT Letroy Guion** from 2012-13, when Daly was the defensive line coach for the Minnesota Vikings. Guion set career highs with 15 starts and 31 tackles in 2012, his first year under Daly.
- ★ -Patriots **wide receivers coach Chad O'Shea** and Packers **offensive line coach Mike Solari** spent two seasons (2004-05) together on the Kansas City Chiefs coaching staff under Dick Vermeil, O'Shea as a volunteer special teams assistant and Solari as the offensive line coach.

FORMER COLLEGE TEAMMATES

- ★ Patriots **T Nate Solder** and Packers **T David Bakhtiari** were teammates along the offensive line at Colorado from 2009-10. Bakhtiari redshirted as a true freshman in 2009 before playing all 11 games at right tackle opposite Solder in 2010. Following Solder's graduation, Bakhtiari moved over to the blind side full-time in 2011.
- ★ Patriots **LB Dont'a Hightower** (2008-11), Packers **S Ha Ha Clinton-Dix** (2011-13) and **RB Eddie Lacy** (2009-12) were teammates at Alabama in 2011, when they helped lead the Crimson Tide to the BCS National Championship.
- ★ Patriots **TE Michael Hoomanawanui** (2007-09) and **DB Tavon Wilson** (2008-11) played under Packers assistant **special teams coach Ron Zook** when he was serving as head coach at Illinois from 2005-11. Packers **DT Josh Boyd** and Patriots **LB Chris White** were defensive teammates at Mississippi State from 2009-10.
- ★ Patriots **T Nate Solder** and Packers **LB Brad Jones** were teammates at Colorado from 2006-08.
- ★ Patriots **RB James White** and Packers **QB Scott Tolzien** were offensive teammates at Wisconsin in 2010.
- ★ Patriots **RB James White** played with Packers **WR Jared Abbrederis** for four seasons (2010-13) and Packers **QB Scott Tolzien** for one season (2010) at Wisconsin.
- ★ Packers **defensive front assistant Jeremy Montgomery** tutored Patriots **DL Geneo Grissom** when he was serving as the defensive line coach at Oklahoma from 2013-14. During that time, Grissom tallied 79 tackles, eight sacks, three fumble recoveries, two forced fumbles and two interceptions, one of which he returned 54 yards for a touchdown.
- ★ Patriots **RB Tyler Gaffney** and Packers **WR Ty Montgomery** were offensive teammates at Stanford from 2011-12.
- ★ Patriots **DB Jordan Richards** and Packers **LB James Vaughters** were defensive teammates at Stanford from 2011-14.



WHAT TO WATCH FOR

2015

PATRIOTS

*The Patriots can match the Oakland Raiders (1973-1977) as only the second team in NFL history to advance to five straight AFC Championship games.

*The Patriots will look to become the ninth team to repeat as Super Bowl Champions and the first team to do so since New England won back-to-back Super Bowls in 2003 and 2004. The Patriots will try to match Pittsburgh as the only other NFL team with back-to-back Super Bowl wins two separate times.

*The Patriots have won six straight division titles (2009-14) and can match the Los Angeles Rams (1973-79) for the most consecutive division titles in NFL history if they win the AFC East in 2015.

BILL BELICHICK

*Bill Belichick (6) needs to reach one more Super Bowl as a head coach to break a tie with Don Shula (6) for the most conference titles.

*Belichick has four Super Bowl wins as a head coach to match Pittsburgh's Chuck Noll for the most wins. With one more Super Bowl win, Belichick will have the most wins by a head coach in Super Bowl history.

*Belichick (14 straight) needs to lead the Patriots to one more winning season to break a tie with Curly Lambeau (14) for the second most consecutive winning seasons all-time to the 20 by Tom Landry.

*Belichick is one of five head coaches to win six consecutive division titles (2009-14) - Paul Brown (1950-55), Tom Landry (1966-71), Bud Grant (1973-78) and Chuck Noll (1974-79) - and needs one more division title in 2015 to have seven, the most consecutive division titles among all head coaches.

*Belichick has 12 division titles as a head coach and needs one more to tie Tom Landry and Don Shula for 13, the most division titles among all head coaches.

TOM BRADY

*Tom Brady has 160 career regular-season wins with the Patriots, tied with Brett Favre (Green Bay) for the most wins by a quarterback with one team, and needs one more win for the most wins by a quarterback with one team.

*Brady enters the 2015 season in fifth place for most career touchdowns passes with 392 and needs eight touchdown passes to become the fourth NFL player to ever reach 400 career touchdown passes.

*If Brady reaches 30 or more touchdowns passes in 2015, he will become just the fourth player in NFL history with at least 30 or more touchdown passes in six seasons.

TOM BRADY (CONT.)

*If Brady reaches 4,000 passing yards in 2015, he will be just the third player in NFL history with at least eight 4,000-yard passing seasons.

*Brady has played in 209 career games with the Patriots and needs to play four more games to pass Bruce Armstrong (212) for most games played in Patriots history. He has started in 207 games and needs to start in six more to move past Armstrong (212) for most starts in Patriots history.

*The 2015 season will be Brady's 16th season with the Patriots, matching Steve Grogan (1975-90) for the most seasons with the team.

STEPHEN GOSTKOWSKI

*Stephen Gostkowski has led the NFL in scoring in each of the last three seasons (2012-14). He can become just the third NFL player to lead the NFL in scoring in at least four consecutive seasons, joining Don Hutson (1940-44) and Gino Cappelletti (1963-66).

*If Stephen Gostkowski leads the NFL in scoring in 2015, he will join Don Hutson (5) and Gino Cappelletti (5) as the only NFL players to lead the NFL in scoring in five seasons. Gostkowski has led the NFL in scoring in 2008, 2012, 2013 and 2014.

*Gostkowski has 243 career field goals and needs 21 field goals in 2015 to move past Adam Vinatieri (263) for the most field goals in team history.

*Gostkowski is second in NFL history with 411 consecutive extra points and needs 12 more to move past Matt Stover (422) for the all-time lead.

ROB GRONKOWSKI

*Rob Gronkowski has 55 overall touchdowns and needs 14 touchdowns to move past Stanley Morgan (68) to become the all-time leader in touchdowns scored for the Patriots.

*Gronkowski (54) needs 14 receiving touchdowns to move past Stanley Morgan (67) to become the all-time leader in receiving touchdowns for the Patriots.

*Gronkowski (4,379) needs 621 receiving yards in 2015 to become the seventh New England Patriots player to reach 5,000 career receiving yards.

JULIAN EDELMAN

*Julian Edelman (266) needs 26 receptions in 2015 to move into the top 10 in team history.

INDIVIDUAL & TEAM NOTES





ROBERT KRAFT

News & Notes

Since Robert Kraft purchased the team in 1994, the Patriots have experienced one of the most dramatic turnarounds in the history of sports. Now in his 22nd season of ownership, Kraft has transformed one of the league's least successful clubs into what observers view as a model NFL franchise. In the five seasons immediately preceding his purchase (1989-93), the Patriots were a moribund team, winning just 19 of 80 games (.238 pct.) and logging the worst record in the NFL over that span. When he bought the franchise on Jan. 21, 1994, Kraft



announced his intention to bring a championship to New England, a tall order considering the team's previous success rate. But under Kraft's leadership, the Patriots have won more division titles (14), conference crowns (7) and Super Bowl championships (4) than any other NFL team. Super Bowl XLIX was the seventh Super Bowl appearance since Kraft purchased the team, a period during which no other team has earned more than four berths. In Kraft's 21 seasons, the Patriots have qualified for the playoffs 16 times, more than doubling the franchise's accomplishments during its first 34 seasons.

| | Pre-Kraft 1960-93 | Pre-Kraft 1989-93 | Kraft Era 1994-13 |
|---------------------|------------------------------|------------------------------|------------------------------|
| Overall Record | 225-276-9 | 19-61 | 253-119 |
| Winning Pct. | .450 | .238 | .680 |
| Super Bowl Titles | 0 | 0 | 4 |
| Conference Titles | 1 | 0 | 7 |
| Division Titles | 3 | 0 | 14 |
| Playoff Seasons | 6 | 0 | 16 |
| Playoff Record | 4-6 | - | 24-12 |
| Home Playoff Games | 1 | 0 | 20 |
| Home Playoff Record | 0-1 | - | 17-3 |

A CHAMPIONSHIP TRADITION

MULTIPLE LEAGUE CHAMPIONSHIPS SINCE 2001

| TEAM | LEAGUE | TITLES |
|-----------------------------|------------|----------|
| Los Angeles Galaxy | MLS | 5 |
| New England Patriots | NFL | 4 |
| Los Angeles Lakers | NBA | 4 |
| San Antonio Spurs | NBA | 4 |
| Boston Red Sox | MLB | 3 |
| San Francisco Giants | MLB | 3 |

HIGHEST WINNING PERCENTAGE IN MAJOR PROFESSIONAL SPORTS SINCE 1994 (Regular Season)

| TEAM | LEAGUE | PCT. |
|-----------------------------|------------|-------------|
| San Antonio Spurs | NBA | .684 |
| New England Patriots | NFL | .682 |
| Detroit Red Wings | NHL | .659 |
| Green Bay Packers | NFL | .644 |
| Pittsburgh Steelers | NFL | .629 |
| Los Angeles Lakers | NBA | .625 |

228 GAME SELLOUT STREAK

In the early 1990's, the Patriots seemed destined for relocation until Robert Kraft's purchase of the team rejuvenated local interest. In 1991, the season ticket base was just 17,635, barely enough to support the club. Now, the season tickets are capped and more than 50,000 fans are on a season ticket waiting list. The Patriots have sold out 228 consecutive home games, including playoff and preseason games (dating back to the 1994 season opener).

SINCE ROBERT KRAFT PURCHASED THE TEAM IN 1994

TOTAL VICTORIES SINCE 1994 (Regular Season)

| | |
|-----------------------------|------------|
| New England Patriots | 229 |
| Green Bay Packers | 216 |
| Pittsburgh Steelers | 211 |
| Indianapolis Colts | 205 |

TOTAL VICTORIES SINCE 1994 (Incl. Postseason)

| | |
|-----------------------------|------------|
| New England Patriots | 253 |
| Green Bay Packers | 233 |
| Pittsburgh Steelers | 228 |
| Indianapolis Colts | 219 |
| Denver Broncos | 214 |
| Philadelphia Eagles | 197 |

MOST HOME VICTORIES SINCE 1994 (Incl. Postseason)

| | |
|-----------------------------|------------|
| New England Patriots | 145 |
| Green Bay Packers | 139 |
| Pittsburgh Steelers | 131 |
| Denver Broncos | 126 |
| Indianapolis Colts | 123 |

WINNING PERCENTAGE SINCE 1994 (Incl. Postseason)

| TEAM | W | L | T | PCT. |
|-----------------------------|------------|------------|----------|-------------|
| New England Patriots | 253 | 119 | 0 | .680 |
| Green Bay Packers | 233 | 132 | 1 | .638 |
| Pittsburgh Steelers | 228 | 135 | 1 | .628 |
| Denver Broncos | 214 | 142 | 0 | .601 |
| Indianapolis Colts | 219 | 146 | 0 | .600 |
| Baltimore Ravens | 183 | 143 | 1 | .561 |
| Philadelphia Eagles | 197 | 160 | 2 | .552 |

SUPER BOWL CHAMPIONSHIPS SINCE 1994

| | |
|-----------------------------|----------|
| New England Patriots | 4 |
| Baltimore Ravens | 2 |
| Green Bay Packers | 2 |
| Pittsburgh Steelers | 2 |
| Denver Broncos | 2 |
| N.Y. Giants | 2 |

CONFERENCE CHAMPIONSHIPS SINCE 1994

| | |
|-----------------------------|----------|
| New England Patriots | 7 |
| Pittsburgh Steelers | 4 |
| Denver Broncos | 3 |
| Green Bay Packers | 3 |
| N.Y. Giants | 3 |
| Seattle Seahawks | 3 |

DIVISION CHAMPIONSHIPS SINCE 1994

| | |
|-----------------------------|-----------|
| New England Patriots | 14 |
| Green Bay Packers | 11 |
| Pittsburgh Steelers | 11 |
| Indianapolis Colts | 10 |

PLAYOFF VICTORIES SINCE 1994

| | |
|-----------------------------|-----------|
| New England Patriots | 24 |
| Pittsburgh Steelers | 17 |
| Green Bay Packers | 17 |
| Baltimore Ravens | 15 |
| Indianapolis Colts | 14 |
| San Francisco 49ers | 12 |

PLAYOFF GAMES PLAYED SINCE 1994

| | |
|-----------------------------|-----------|
| New England Patriots | 36 |
| Green Bay Packers | 31 |
| Indianapolis Colts | 29 |
| Pittsburgh Steelers | 28 |
| Philadelphia Eagles | 23 |
| Baltimore Ravens | 23 |
| San Francisco 49ers | 21 |

PLAYOFF SEASONS SINCE 1994

| | |
|-----------------------------|-----------|
| New England Patriots | 16 |
| Indianapolis Colts | 16 |
| Green Bay Packers | 16 |
| Pittsburgh Steelers | 13 |
| Philadelphia Eagles | 12 |

PLAYOFF WINNING PERCENTAGE SINCE 1994

| TEAM | W | L | PCT. |
|-----------------------------|-----------|-----------|-------------|
| New England Patriots | 24 | 12 | .667 |
| Baltimore Ravens | 15 | 8 | .652 |
| N.Y. Giants | 10 | 6 | .625 |
| Pittsburgh Steelers | 17 | 11 | .607 |
| St. Louis Rams | 6 | 4 | .600 |
| New Orleans Saints | 7 | 5 | .583 |



ROBERT KRAFT

Chairman & CEO

ESTABLISHING A WINNING TRADITION

Kraft's winning percentage with the Patriots (.680) since taking over the team in 1994 is the highest among all owners/ownership groups with at least 200 wins (regular and postseason). He is just one of five owners with at least 200 wins and a winning percentage over .600.

| OWNER | TEAM | YEARS | WINNING PCT. |
|----------------------|-----------------|---------------------|--------------|
| Robert Kraft | Patriots | 1994-present | .680 |
| Eddie DeBartalo, Jr. | 49ers | 1977-1999 | .636 |
| Clint Murchison, Jr. | Cowboys | 1960-1983 | .634 |
| Joe Robbie | Dolphins | 1966-1989 | .609 |
| Pat Bowlen | Denver | 1984-2014 | .605 |

ALL-TIME POSTSEASON WINS BY AN OWNER

Robert Kraft has 24 career postseason wins, which is tied for the third-most in NFL history.

| WINS | OWNERSHIP |
|-----------|-------------------------------------------------|
| 33 | The Rooney Family, Pittsburgh (1933-present) |
| 30 | Green Bay Packers (1919-present) |
| 24 | Robert Kraft, New England (1994-present) |
| 24 | the Mara Family, N.Y. Giants (1925-present) |
| 22 | Eddie DeBartalo, Jr., San Francisco (1977-1999) |
| 21 | Al Davis, Oakland/Los Angeles (1972-2011) |

QB STABILITY

Since 1994, the Patriots have had 15 quarterbacks on their active roster. Of this group, only four quarterbacks have started a regular-season or post-season game for the club, the fewest total of any team in the NFL. Only Drew Bledsoe and Tom Brady - have started on Opening Weekend for New England.

| TEAM | STARTING QBs SINCE 1994 | OPENING DAY QBs SINCE 1994 |
|--------------------|-------------------------|----------------------------|
| New England | 4 | 2 |
| Green Bay | 5 | 2 |
| Houston** | 9 | 3 |
| N.Y. Giants | 8 | 6 |
| Pittsburgh | 10 | 6 |
| Indianapolis | 11 | 4 |
| San Diego | 12 | 6 |
| Cincinnati | 12 | 8 |
| New Orleans | 13 | 7 |
| Carolina | 15 | 9 |
| Kansas City | 15 | 5 |
| Seattle | 15 | 6 |
| Tennessee | 15 | 7 |
| Buffalo | 16 | 9 |
| Jacksonville | 16 | 5 |
| San Francisco | 16 | 6 |
| Philadelphia | 16 | 8 |
| Baltimore* | 16 | 8 |
| Tampa Bay | 17 | 10 |
| Denver | 17 | 7 |
| N.Y. Jets | 17 | 8 |
| Dallas | 18 | 5 |
| Detroit | 18 | 5 |
| Atlanta | 18 | 6 |
| Minnesota | 19 | 9 |
| Miami | 20 | 9 |
| St. Louis | 21 | 6 |
| Washington | 21 | 13 |
| Chicago | 22 | 9 |
| Arizona | 23 | 11 |
| Oakland | 24 | 11 |
| Cleveland | 25 | 12 |

* Since 1996
** Since 2002

A MODEL OF CONSISTENCY

With Belichick in his 15th season as head coach, the Patriots have had just three head coaches since 1994, the fewest number by far of any AFC East team.

| AFC EAST TEAM | HEAD COACHES SINCE 1994 |
|--------------------|-------------------------|
| New England | 3 |
| Buffalo | 8 |
| N.Y. Jets | 8 |
| Miami | 9 |

COACHING CONSISTENCY

Since Kraft took ownership of the team in 1994, the Patriots have had just three head coaches - Bill Parcells (1994-1996), Pete Carroll (1997-1999) and current head coach Bill Belichick (2000-present). The only team with fewer head coaches since 1994 is the Pittsburgh Steelers, who have had two - Bill Cowher (1992-2006) and Mike Tomlin (2007-present).

| TEAM | HEAD COACHES SINCE 1994 |
|--------------------|-------------------------|
| Pittsburgh | 2 |
| New England | 3 |
| Baltimore Ravens* | 3 |
| Houston Texans** | 3 |
| N.Y. Giants | 3 |

* Since 1996

** Since 2002

| NFL Average of new head coaches per team since 1994 | Patriots |
|-----------------------------------------------------|----------|
| 5.9 | 3 |

MILESTONE WIN FOR KRAFT

The victory over the New York Jets (12/21/14) was the 250th win under Robert Kraft. His 250 wins in his first 368 total games tied Chicago's George Halas for the fastest an owner has reached 250 victories.

COVER BOYS



Kraft's success as an owner has brought the Patriots a great increase in national recognition. Prior to Kraft's ownership, the Patriots had been featured on the cover of just four issues of *Sports Illustrated* (1966, 1977, 1981 and 1986). Since 1994, New England has graced the cover a total of 30 times, including 17 that feature Tom Brady alone.

KRAFT PRODUCES MORE WINS THAN EVERY OTHER PATRIOTS OWNER COMBINED

The Patriots have 253 wins overall under Robert Kraft. He has produced more victories than every other Patriots owner combined. Under Kraft, the Patriots are 253-119 overall since he purchased the team in 1994. Kraft's predecessors in the owner's office went 225-276-9 in the 34 years prior to his purchase of the team.



SEASON RANKINGS

2014 Team & Individual

TEAM OFFENSE

| CATEGORY | STAT | LEAGUE/YEAR | RANK |
|-----------------------|---------|--------------|-------|
| Points | 468 | NFL in 2014 | 4th |
| Points | 468 | Team History | 5th |
| First Downs | 361 | NFL in 2014 | T-4th |
| First Downs | 361 | Team History | 6th |
| 3rd Down Conversions | 98 | NFL in 2014 | T-3rd |
| 3rd Down Conversions | 98 | Team History | T-5th |
| 3rd Down Percentage | 44.3 | NFL in 2014 | 6th |
| Touchdowns | 52 | Team History | T-5th |
| Touchdowns | 52 | NFL in 2014 | 6th |
| Total Yards | 5,848 | Team History | 7th |
| Passing Yards | 4,121 | Team History | 6th |
| Passing Yards | 4,121 | NFL in 2014 | 9th |
| Passing First Downs | 228 | NFL in 2014 | 5th |
| Passing First Downs | 228 | Team History | 5th |
| Pass Completions | 392 | Team History | 5th |
| Pass Completions | 392 | NFL in 2014 | 8th |
| Passer Rating | 97.5 | NFL in 2014 | 5th |
| Passer Rating | 97.5 | Team History | 6th |
| Touchdown Passes | 34 | Team History | T-4th |
| Touchdown Passes | 34 | NFL in 2014 | 5th |
| Completion Percentage | 64.4 | Team History | 6th |
| Turnovers | 13 | NFL in 2014 | T-1st |
| Turnovers | 13 | Team History | 2nd |
| Turnover Differential | Plus-12 | NFL in 2014 | T-2nd |
| Red Zone TD Pct. | .582 | NFL in 2014 | 9th |

TOM BRADY

| CATEGORY | STAT | LEAGUE/YEAR | RANK |
|-------------------------|-------|--------------|-------|
| Passer Rating | 97.4 | NFL in 2014 | 5th |
| Passer Rating | 97.4 | Team History | 5th |
| Passing Touchdowns | 33 | Team History | 5th |
| Passing Touchdowns | 33 | NFL in 2014 | T-5th |
| Pass Completions | 373 | Team History | T-6th |
| Pass Completions | 373 | NFL in 2014 | 9th |
| Pass Attempts | 582 | Team History | 8th |
| Pass Attempts | 582 | NFL in 2014 | 10th |
| Passing Yards | 4,109 | Team History | 8th |
| Passing Yards | 4,109 | NFL in 2014 | 10th |
| Interception Percentage | 1.5 | Team History | 4th |
| Interception Percentage | 1.5 | NFL in 2014 | 5th |
| Passing 1st Downs | 220 | Team History | 6th |
| Passing 1st Downs | 220 | NFL in 2014 | 7th |

TEAM DEFENSE

| CATEGORY | STAT | LEAGUE/YEAR | RANK |
|----------------------------|-------|--------------|-------|
| Points Allowed | 313 | NFL in 2014 | 8th |
| Rushing TDs Allowed | 6 | Team History | T-2nd |
| Rushing TDs Allowed | 6 | NFL in 2014 | T-2nd |
| Rushing Yards Allowed | 1,669 | NFL in 2014 | 9th |
| Opp. Completion Percentage | 59.6 | NFL in 2014 | 8th |
| Opp. Passer Rating | 84.0 | NFL in 2014 | 10th |
| 4th Down Percentage | 34.8 | NFL in 2014 | 6th |
| Red Zone TD Pct. | .478 | NFL in 2014 | T-6th |

JAMIE COLLINS

| CATEGORY | STAT | LEAGUE/YEAR | RANK |
|----------------|------|---------------------|-------|
| Forced Fumbles | 4 | NFL in 2014 | T-3rd |
| Forced Fumbles | 4 | Team History | T-4th |
| Interceptions | 2 | Linebackers in 2014 | T-3rd |

STEPHEN GOSTKOWSKI

| CATEGORY | STAT | LEAGUE/YEAR | RANK |
|-----------------------|------|--------------|-------|
| Points | 156 | NFL in 2014 | 1st |
| Points | 156 | Team History | 2nd |
| Points | 156 | NFL History | 7th |
| Field Goals Made | 35 | NFL in 2014 | 1st |
| Field Goals Made | 35 | Team History | 3rd |
| Field Goal Percentage | 94.6 | Team History | 1st |
| Field Goal Percentage | 94.6 | NFL in 2014 | 2nd |
| Field Goals Attempted | 37 | NFL in 2014 | T-3rd |
| Field Goals Attempted | 37 | Team History | T-7th |
| Extra Points Made | 51 | NFL in 2014 | 4th |
| Extra Points Made | 51 | Team History | T-4th |
| Field Goals 40+ Yards | 13 | Team History | 2nd |
| Field Goals 40+ Yards | 13 | NFL in 2014 | T-2nd |

ROB GRONKOWSKI

| CATEGORY | STAT | LEAGUE/YEAR | RANK |
|--------------------------|-------|--------------------------|-------|
| Receiving Yards | 1,124 | Tight Ends in 2014 | 1st |
| Receiving Yards | 1,124 | Tight Ends, Team History | 3rd |
| Receiving Yards Per Game | 74.9 | Tight Ends in 2014 | 1st |
| Receiving Yards Per Game | 74.9 | Tight Ends, Team History | 2nd |
| Receiving Touchdowns | 12 | Tight Ends in 2014 | T-1st |
| Receiving Touchdowns | 12 | Team History | T-4th |
| Receiving Touchdowns | 12 | NFL in 2014 | T-4th |
| Receiving Touchdowns | 12 | Tight Ends, NFL History | T-6th |
| Receptions | 82 | Tight Ends in 2014 | 4th |
| Receptions | 82 | Tight Ends, Team History | T-4th |
| Receptions Per Game | 5.5 | Tight Ends in 2014 | 2nd |
| Receptions Per Game | 5.5 | Tight Ends, Team History | 4th |
| Receiving 1st Downs | 60 | Tight Ends in 2014 | 1st |
| Receiving 1st Downs | 60 | NFL in 2014 | T-8th |
| Receiving 1st Downs | 60 | Team History | 9th |
| 25+ Yard Receptions | 10 | Tight Ends in 2014 | 1st |
| 25+ Yard Receptions | 10 | Tight Ends, Team History | T-1st |
| 25+ Yard Receptions | 10 | Tight Ends, NFL History | T-8th |

SHANE VEREEN

| CATEGORY | STAT | LEAGUE/YEAR | RANK |
|----------------------|------|-----------------------------|--------|
| Receptions | 52 | Running Backs, Team History | T-4th |
| Receptions | 52 | Running Backs in 2014 | 5th |
| Receiving Yards | 447 | Running Backs in 2014 | 5th |
| Receiving Yards | 447 | Running Backs, Team History | 10th |
| Receiving Touchdowns | 3 | Running Backs in 2014 | T-8th |
| Receiving Touchdowns | 3 | Running Backs, Team History | T-10th |
| Receiving 1st Downs | 24 | Running Backs, Team History | 2nd |
| Receiving 1st Downs | 24 | Running Backs in 2014 | 4th |
| 25+ Yard Receptions | 4 | Running Backs, Team History | T-1st |
| 25+ Yard Receptions | 4 | Running Backs in 2014 | T-3rd |

JULIAN EDELMAN

| CATEGORY | STAT | LEAGUE/YEAR | RANK |
|------------------------|------|--------------|-------|
| Receptions | 92 | NFL in 2014 | 8th |
| Receptions Per Game | 6.6 | NFL in 2014 | 5th |
| Receptions Per Game | 6.6 | Team History | 7th |
| Punt Return Average | 12.0 | NFL in 2014 | 2nd |
| Punt Return Average | 12.0 | Team History | 8th |
| Punt Return Long | 84t | NFL in 2014 | 2nd |
| Punt Return Long | 84t | Team History | 5th |
| Punt Return Touchdowns | 1 | NFL in 2014 | T-3rd |

MATTHEW SLATER

| CATEGORY | STAT | LEAGUE/YEAR | RANK |
|-----------------------|------|-------------|-------|
| Special Teams Tackles | 14 | NFL in 2014 | T-3rd |



PATRIOTS

Team Notes



DIVISIONAL DOMINANCE

The New England Patriots own a 67-19 (.779) record in regular-season AFC East games since the beginning of the 2001 season, compiling the best intra-division record of any team in the NFL.

NFL'S TOP DIVISIONAL RECORDS SINCE 2001

| Team | W | L | T | Pct. |
|--------------------|-----------|-----------|----------|-------------|
| New England | 67 | 19 | 0 | .779 |
| Indianapolis | 63 | 23 | 0 | .733 |
| Green Bay | 61 | 24 | 1 | .712 |
| Pittsburgh | 61 | 27 | 0 | .693 |

AFC EAST DIVISIONAL RECORDS SINCE 2001

| Team | W | L | T | Pct. | Div. Titles | Years |
|--------------------|-----------|-----------|----------|-------------|-------------|---------------------------|
| New England | 67 | 19 | 0 | .779 | 12 | 2001, 03-07, 09-14 |
| N.Y. Jets | 40 | 46 | 0 | .465 | 1 | 2002 |
| Miami | 36 | 50 | 0 | .419 | 1 | 2008 |
| Buffalo | 30 | 56 | 0 | .349 | 0 | — |

ROAD WARRIORS

Since the start of the 2000 season, the Patriots have the best regular-season road record in the NFL.

| TEAM | RECORD | PCT. |
|--------------------|--------------|-------------|
| New England | 78-42 | .650 |
| Philadelphia | 74-45-1 | .621 |
| Indianapolis | 73-47 | .608 |
| Pittsburgh | 69-51 | .575 |

DECADE OF DOMINANCE

The Patriots record of 136-40 (.773) over the past 10 seasons is the best in the NFL. Over the past 10 years, only five NFL teams have posted a winning percentage of .600 or better. The Patriots are the only team over .700.

BEST RECORDS SINCE 2004

| Team | W | L | T | Pct. |
|--------------------|------------|-----------|----------|-------------|
| New England | 136 | 40 | 0 | .773 |
| Indianapolis | 122 | 54 | 0 | .693 |
| Pittsburgh | 116 | 60 | 0 | .659 |
| San Diego | 109 | 67 | 0 | .619 |
| Green Bay | 108 | 67 | 1 | .616 |

THE GREAT EIGHT

The Patriots have the most overall wins among the original eight AFL teams.

OVERALL VICTORY TOTAL OF ORIGINAL AFL TEAMS (REGULAR AND POSTSEASON)

| TEAM | W | L | T |
|-----------------------------|------------|------------|----------|
| New England Patriots | 478 | 395 | 9 |
| Denver Broncos | 464 | 401 | 10 |
| Oakland Raiders | 462 | 406 | 11 |

PATRIOTS EARN FIFTH STRAIGHT BYE

The Patriots earned a first-round bye in the 2014 NFL playoffs and lead the NFL with 10 first-round byes since the current NFL playoff format was instituted in 1990. New England has earned a first-round bye for the fifth consecutive season, becoming the first team with five straight byes. Dallas and San Francisco earned four straight byes from 1992 through 1995.

MOST SEASONS EARNING A BYE SINCE 12-TEAM PLAYOFF FORMAT IN 1990

| | |
|--------------------|-----------|
| New England | 10 |
| Pittsburgh | 8 |
| San Francisco | 8 |
| Denver | 7 |

MOST BYES SINCE 2001

The Patriots secured a first-round playoff bye for the ninth time since 2001—a quantity unmatched by any team in the NFL in the last 14 years. During that time, the Chicago Bears and Pittsburgh Steelers have locked up a bye four times and the Indianapolis Colts and Philadelphia Eagles have earned a first-round pass three times.

MOST SEASONS EARNING A BYE SINCE 2001

| | |
|--------------------|----------|
| New England | 9 |
| Chicago | 4 |
| Pittsburgh | 4 |
| Denver | 4 |
| Atlanta | 3 |
| Indianapolis | 3 |
| Philadelphia | 3 |

A DOZEN W'S

The Patriots won 12 games in 2014. It is the ninth time in team history that the team has won at least 12 games in a season and the fifth straight season with at least 12 wins.

TEAMS WITH 4 CONSECUTIVE 12-WIN SEASONS SINCE 1970 MERGER

| | |
|-----------------------------|--------------------|
| Indianapolis Colts | 7 (2003-09) |
| New England Patriots | 5 (2010-14) |
| Dallas Cowboys | 4 (1992-95) |

12-WIN SEASONS SINCE 1970 MERGER

| | |
|------------------------|----------|
| 1. San Francisco | 13 |
| 2. Dallas | 11 |
| 3. Denver | 10 |
| 4t. New England | 9 |
| 4t. Pittsburgh | 9 |
| 6. Indianapolis | 8 |



PATRIOTS

Team Notes

DECEMBER REIGN

NEW ENGLAND HAS THE BEST DECEMBER RECORD IN THE NFL SINCE 2000

| Team | W | L | Pct. |
|--------------|----|----|------|
| New England | 54 | 10 | .844 |
| Pittsburgh | 46 | 19 | .708 |
| Green Bay | 45 | 19 | .703 |
| Indianapolis | 45 | 21 | .682 |
| Philadelphia | 43 | 21 | .672 |

FAVORABLE FINAL FOUR

The Patriots have the best record of any NFL team in the last four games of the season since 2009 with a 20-4 (.833) record.

BEST RECORD IN THE FINAL FOUR GAMES OF THE SEASON SINCE 2009

| Team | W-L Record | WIN PCT. |
|---------------|------------|----------|
| New England | 20-4 | .833 |
| San Diego | 18-6 | .750 |
| Indianapolis | 17-7 | .708 |
| Green Bay | 17-7 | .708 |
| San Francisco | 16-8 | .667 |

BOUNCE BACK PATS

Since the beginning of 2003, the Patriots are 37-4 (.902) in regular-season games following a loss, including 10 straight wins following a defeat since 2012. The Patriots have dropped back-to-back regular season games just four times since 2003 (2006, 2009, 2011 and 2012). As a starter in his career, Tom Brady is 38-8 in games following a loss.

SECOND-HALF LOCKDOWN

The Patriots have won 74 straight home games when leading at halftime, adding to their NFL record. The last Patriots loss at home after leading at halftime was on Dec. 24, 2000 (vs. Miami), when the Patriots lost 27-24 after leading 21-17 at halftime. New England has never lost a game at Gillette Stadium when leading at halftime, going 66-0 since 2002.



PLAYING KEEP AWAY

The Patriots finished the 2014 season tied for second in the NFL with a +12 turnover differential.

NFL LEADERS - TURNOVER DIFFERENTIAL

| Rank | Team | TAKE-AWAYS | | | GIVE-AWAYS | | | NET |
|------|-------------|------------|-----|-------|------------|-----|-------|-------|
| | | Int | Fum | Total | Int | Fum | Total | |
| 1) | Green Bay | 18 | 9 | 27 | 6 | 7 | 13 | = +14 |
| 2t) | New England | 16 | 9 | 25 | 9 | 4 | 13 | = +12 |
| 2t) | Houston | 20 | 14 | 34 | 13 | 9 | 22 | = +12 |
| 4) | Seattle | 13 | 11 | 24 | 7 | 7 | 14 | = +10 |

TURNOVERS A PLUS

The Patriots led the AFC in turnover ratio and total takeaways for three straight seasons (2010-12). The Patriots led the NFL in turnover ratio in 2010 and 2012 and finished second in the NFL in total takeaways in 2012 and 2010. The Patriots finished third in the AFC with +9 turnover ratio in 2013 and finished tied for second in the NFL with a +12 turnover ratio in 2014.

| Year | Turnover Ratio | Total Takeaways |
|------|----------------|-----------------|
| 2012 | +28 | 38 |
| 2011 | +17 | 34 |
| 2010 | +25 | 41 |

STINGY DEFENSE SHINES AGAIN

The Patriots defense allowed 19.6 points per game in 2014, marking the ninth season since 2001 that the team kept opponents to under 20 points per game, second most in the NFL over that span.

SEASONS ALLOWING 20 POINTS PER GAME OR FEWER SINCE 2001

| Team | Seasons | Years |
|-------------|---------|---------------------------------|
| Baltimore | 10 | 2001, 2003-06, 2008-11, 2014 |
| New England | 9 | 2001, 2003-04, 2006-10, 2014 |
| Pittsburgh | 9 | 2001, 2004-08, 2010-12 |
| Miami | 8 | 2001-03, 2005-06, 2008, 2011-12 |
| Tampa Bay | 7 | 2001-05, 2007, 2010 |

A DOZEN WITH PICKS

Patrick Chung and Duron Harmon each intercepted a pass for the Patriots against Miami (12/14/14). With those two players joining the list of New England players with interceptions in 2014, the Patriots had 12 different players record interceptions. The 12 different players with interceptions in 2014 marks the highest number of Patriots with interceptions since the 1996 Patriots saw 13 different players record interceptions.

THE 12 PATRIOTS PLAYERS WITH INTERCEPTIONS IN 2014
(MOST FOR PATRIOTS SINCE 1996):

- LB Jamie Collins (2)
- S Devin McCourty (2)
- CB Darrelle Revis (2)
- CB Logan Ryan (2)
- LB Akeem Ayers
- CB Brandon Browner
- S Patrick Chung
- CB Alfonzo Dennard
- DL Dominique Easley
- S Duron Harmon
- LB Rob Ninkovich
- DL Vince Wilfork

PICKS & SACKS

The Patriots defense forced four interceptions and registered six sacks at Minnesota (09/14/14), marking the fifth time in team history that the team has achieved that feat.

| DATE | GAME | SACKS | INTERCEPTIONS |
|----------|--------------|-------|---------------|
| 09/14/14 | at Minnesota | 6.0 | 4 |
| 12/01/96 | at San Diego | 6.0 | 4 |
| 12/04/77 | at Atlanta | 8.0 | 4 |
| 11/29/64 | at Houston | 7.0 | 4 |



PATRIOTS

Team Notes

DEFENSE STIFLES COLTS RUSH ATTACK

The Patriots held Indianapolis (11/16/14) to just 19 yards rushing, tied for the fourth fewest in team history and the second lowest since Bill Belichick became head coach of the Patriots. The Patriots held Buffalo to 14 yards rushing on Dec. 11, 2005.

FEWEST RUSHING YARDS ALLOWED IN A GAME/PATRIOTS

2 at San Diego, Dec. 17, 1961
14 vs. Kansas City, Oct. 11, 1998
14 at Buffalo, Dec. 11, 2005
19 at Indianapolis, Nov. 16, 2014
19 vs. Houston, Nov. 1, 1963
20 at Tennessee, Sept. 9, 2012
20 vs. Seattle, Dec. 4, 1998.

BLOCK PARTY

The Patriots blocked five kicks in 2014, one shy of the record six blocked in 1975. The four blocked field goals is a single season team record.

PATRIOTS BLOCKED KICKS IN 2014

- ★ Field Goal blocked by Chandler Jones, 9/14 at Minnesota (returned for TD by Chandler Jones)
- ★ Field Goal blocked by Chris Jones, 10/16 vs. NY Jets
- ★ Punt blocked by Brandon Bolden, 12/7 at San Diego
- ★ Field Goal blocked by Jamie Collins, 12/14 vs. Miami (returned for TD by Kyle Arrington)
- ★ Field goal blocked by Vince Wilfork, 12/21 at N.Y. Jets

MOST BLOCKED KICKS IN PATRIOTS HISTORY

| Season | Tot | XP | FG | Punt |
|-------------|----------|----------|----------|----------|
| 1975 | 6 | 2 | 3 | 1 |
| 2014 | 5 | 0 | 4 | 1 |
| 1973 | 5 | 1 | 3 | 1 |
| 1974 | 4 | 3 | 1 | 0 |
| 1977 | 4 | 1 | 3 | 0 |
| 2002 | 4 | 1 | 3 | 0 |
| 1986 | 4 | 0 | 1 | 3 |

DEFENSIVE DOMINANCE

67-12

The Patriots finished the season by going six straight games without allowing a second-half touchdown. The last time the Patriots allowed a second-half touchdown was in the fourth quarter of the win vs. Indianapolis on Nov. 16.

| Opponent | Date | NE Points | Opp. Points |
|----------------|-------|-----------|-------------|
| vs. DET | 11/23 | 10 | 3 |
| @ GB | 11/30 | 7 | 3 |
| @ SD | 12/07 | 10 | 0 |
| vs. MIA | 12/14 | 27 | 0 |
| @ NYJ | 12/21 | 10 | 6 |
| vs. BUF | 12/28 | 3 | 0 |
| Totals: | | 67 | 12 |



TAKING CARE OF BALL PAYS OFF

The Patriots threw just nine interceptions in 2014. Since 2002, the Patriots are an NFL-best 94-13 when throwing no interceptions.

| TEAM | GAMES WITH 0 INTS | W-L-T | WIN PCT. |
|--------------------|-------------------|----------------|-------------|
| New England | 107 | 94-13-0 | .879 |
| Kansas City | 97 | 60-37-0 | .619 |
| Jacksonville | 96 | 58-38-0 | .604 |
| Indianapolis | 92 | 78-14-0 | .848 |
| San Francisco | 92 | 70-21-1 | .767 |
| Philadelphia | 91 | 66-25-0 | .725 |
| Baltimore | 89 | 75-14-0 | .843 |
| Denver | 88 | 70-18-0 | .795 |
| San Diego | 87 | 68-19-0 | .782 |
| Tennessee | 85 | 63-22-0 | .741 |

OFFENSIVE RESURGENCE

The Patriots entered Week 5 in 2014 with a 2-2 record and the 29th-ranked offense in the NFL that was averaging only 20.0 points per game. Since that time, New England went 10-2, jumped 18 spots to the 11th-ranked offense in the league and averaged 29.5 points per game over that stretch.

40+ TIES TEAM RECORD

The Patriots scored 40 or more points five times in 2014, tying the 2012 team for the franchise record for most 40-plus point games in a single season. New England had four 40-plus point games in 2007 and 2008. The NFL record for most 40-point games in a single season is six by seven teams, most recently by Denver in 2013.

PATRIOTS HISTORY/MOST GAMES WITH 40+ POINTS IN A SEASON

| | |
|-------------|----------|
| 2014 | 5 |
| 2012 | 5 |
| 2008 | 4 |
| 2007 | 4 |
| 2010 | 3 |
| 1996 | 3 |
| 1963 | 3 |
| 1961 | 3 |

PATRIOTS LIGHT UP SCOREBOARD

The Patriots finished the 2014 season with 52 touchdowns, marking the eighth time in franchise history that New England has scored at least 50 touchdowns in a season. New England totaled 468 points in 2014, a total that ranks fifth in team history and fourth in the league that year.

MOST PATRIOTS TD/SEASON

75 in 2007
67 in 2012
65 in 2010
61 in 2011
52 in 2014
52 in 1980
52 in 1961
50 in 2009

MOST PATRIOTS PTS /SEASON

589 in 2007
557 in 2012
518 in 2010
513 in 2011
468 in 2014
444 in 2013

RUSH TO VICTORY

40-1

Since 2000, New England is 40-1 in the regular season when a Patriot eclipses 100 yards rushing after Jonas Gray had his first career 100-yard rushing performance, gaining 201 yards at Indianapolis (11/16/14). The only loss during the Bill Belichick era came at Miami on Dec. 20, 2004, when Corey Dillon rushed for 121 yards on 26 carries and the Patriots lost to the Dolphins, 29-28. Since then, New England is 27-0 with a 100-yard rusher.



PATRIOTS

Team Notes

RED HOT RED ZONE

New England finished 2014 with the top-ranked red-zone offense, leading the league with 338 points scored (39 TDs, 22 FG) in 67 trips to the red zone.

NFL TEAM OFFENSE INSIDE THE 20

| Team | Poss. | TD | FG | Pts. |
|--------------------|-----------|-----------|-----------|------------|
| New England | 67 | 39 | 22 | 338 |
| Denver | 62 | 39 | 18 | 328 |
| New Orleans | 65 | 39 | 15 | 317 |
| Green Bay | 64 | 37 | 18 | 312 |
| Miami | 68 | 35 | 19 | 303 |

HALFTIME HELP

The Patriots were successful in the final two minutes of the first half in 2014. In 10 of the 16 games, New England scored in the final two minutes of the first half, including four field goals as time expired. The Patriots scored 66 points in the final two minutes of the first half in 2014, the most in the NFL.

2014 PATRIOTS SCORING PLAYS IN THE FINAL TWO MINUTES OF THE FIRST HALF

| Date | Opponent | Time Remaining | Scoring Play |
|-------|--------------|----------------|---------------------------------------|
| 09/07 | at Miami | :06 | S. Gostkowski 45-yd FG |
| 09/14 | at Minnesota | :09 | Cha. Jones 58-yd return of blocked FG |
| 09/21 | Oakland | :00 | S. Gostkowski 21-yd FG |
| 10/05 | Cincinnati | 1:12 | S. Gostkowski 48-yd FG |
| 10/05 | Cincinnati | :09 | S. Gostkowski 19-yd FG |
| 10/12 | at Buffalo | 1:43 | S. Gostkowski 42-yd FG |
| 10/12 | at Buffalo | :00 | S. Gostkowski 53-yd FG |
| 10/16 | N.Y. Jets | :00 | S. Gostkowski 39-yd FG |
| 10/26 | Chicago | 1:52 | R. Gronkowski 2-yard touchdown pass |
| 10/26 | Chicago | 1:07 | B. LaFell 4-yard touchdown pass |
| 10/26 | Chicago | 0:55 | R. Ninkovich 15 yd fumble return |
| 11/02 | Denver | :08 | S. Vreen 5-yard touchdown pass |
| 11/23 | Detroit | :00 | S. Gostkowski 35-yd FG |
| 11/30 | at Green Bay | 1:09 | B. LaFell 2-yard touchdown |

HISTORIC SCORING CLIP

The Patriots had a historic scoring output over a three-game span in October and November 2014. New England tied a team record by scoring 40 or more points in three consecutive games from Oct. 26 to Nov. 16. The Patriots also scored 40 or more in three straight games in 2007. The Patriots have scored 40 or more points 60 times in team history, including 33 times since Bill Belichick became head coach in 2000, and 17 times since 2010.

PATRIOTS HISTORY / MOST CONSECUTIVE GAMES WITH 40+ POINTS

| Gm | Year | Game 1 | Game 2 | Game 3 |
|----------|-------------|--------------------------------|--------------------------------|-------------------------------|
| 3 | 2014 | 10/26/14 (51-23 v. CHI) | 11/02/14 (43-21 v. DEN) | 11/16/14 (42-20 @ IND) |
| 3 | 2007 | 10/14/07 (48-27 @ DAL) | 10/21/07 (49-28 @ MIA) | 10/28/07 (52-7 v. WAS) |
| 2 | 1962 | 09/21/62 (41-16 v. DEN) | 10/06/62 (43-14 @ NYT) | |
| 2 | 2002 | 09/15/02 (44-7 @ NYJ) | 09/22/02 (41-38 v. KC) | |
| 2 | 2008 | 12/14/08 (49-26 @ OAK) | 12/21/08 (47-7 v. ARZ) | |
| 2 | 2010 | 11/25/10 (45-24 @ DET) | 12/06/10 (45-3 v. NYJ) | |
| 2 | 2012 | 11/18/12 (59-24 v. IND) | 11/22/12 (49-19 @ NYJ) | |

SCORING FLURRY

The Patriots scored three touchdowns in a 57-second span during the final two minutes of the first half against Chicago on Oct. 26, 2014 to turn a 17-7 lead into a 38-7 cushion. It was the fastest three-touchdown flurry in the NFL since the Patriots had three touchdowns in 52 seconds against the New York Jets on Nov. 22, 2012. The Patriots are one of three teams to score three touchdowns in under a minute since the 1970 merger, and are the only team to have achieved the feat twice.

NFL TEAMS TO SCORE THREE TDs IN LESS THAN 1 MINUTE

2014 New England Patriots vs. Chicago Bears (10-26-14)
 2012 New England Patriots at New York Jets (11-22-12)
 2002 Seattle Seahawks vs. Minnesota Vikings (9-29-02)
 1998 Atlanta Falcons vs. Carolina Panthers (10-4-98)

HOW THE PATRIOTS SCORED THREE TOUCHDOWNS IN 57 SECONDS:

★ Rob Gronkowski got the scoring started by hauling in a 2-yard touchdown pass from Tom Brady with 1:57 left in the first half to make the score 24-7 and cap off a 10-play, 80-yard drive.

★ After the Patriots defense forced a quick three-and-out, a 42-yard Julian Edelman punt return gave New England possession at the Chicago 9-yard line, and Brady found Brandon LaFell for a 9-yard touchdown on the next play to give the Patriots a 31-7 lead with 1:07 left in the first half.

★ On the Bears' first play following the LaFell touchdown, Zach Moore forced a Jay Cutler fumble that was recovered by Rob Ninkovich and returned for a 15-yard touchdown and a 38-7 Patriots lead with 55 seconds left in the first half.

PROLIFIC COMBINATION

53

Rob Gronkowski and Tom Brady have connected on 53 touchdown passes, the second-most touchdown connections between a quarterback and a tight end in NFL history.

| Quarterback | Tight End | Team | TD Connections |
|------------------|-----------------------|--------------------|----------------|
| Philip Rivers | Antonio Gates | San Diego | 72 |
| Tom Brady | Rob Gronkowski | New England | 53 |
| Drew Brees | Jimmy Graham | New Orleans | 51 |
| Drew Bledsoe | Ben Coates | New England | 45 |
| Peyton Manning | Dallas Clark | Indianapolis | 44 |
| Sonny Jurgensen | Jerry Smith | Washington | 43 |
| Dan Fouts | Kellen Winslow | San Diego | 41 |
| John Elway | Shannon Sharpe | Denver | 41 |

GROUND CONTROL

The Patriots rushed for 200 yards in a game two times in 2014 with 220 yards in the win vs. Cincinnati on Oct. 5 and 246 yards in the win at Indianapolis on Nov. 16. The Patriots are 65-7 all-time when rushing for 200 yards or more and are 12-0 under Bill Belichick when rushing for 200 yards or more.

SEASON-HIGH OUTPUT

The Patriots scored a season-high 51 points vs. Chicago on Oct. 26, 2014. It is the seventh time the Patriots have scored at least 50 points in the last eight seasons (2007-14). In that span, no other team has more than three games with 50 points.

HALF-CENTURY CLUB

The Patriots scored 51 points against Chicago (10/26/14), marking the 13th time in franchise history that they have broken the 50-point barrier. New England has topped 50 points eight times since 2007. The Patriots' franchise record for most points in a game is 59, achieved twice – on Nov. 18, 2012 against Indianapolis (59-24) and on Oct. 16, 2009 vs. Tennessee (59-0).

PILING UP THE RECEIVING YARDS

Rob Gronkowski and Brandon LaFell each broke the 100-yard receiving mark in the win vs. Chicago (10/26/14). It was the 34th time in team history that the feat has occurred. The last time the Patriots had two 100-yard receivers in a game was on Dec. 15, 2013, at Miami, when Julian Edelman (139) and Danny Amendola (131) each broke the 100-yard mark.

PATS TAME LIONS TOP-RANKED DEFENSE

The Patriots scored 34 points against a Detroit (11/23/14) defense which entered the game allowing an NFL-low 15.6 points per game. Prior to the Patriots-Lions game, the highest point total allowed by the Lions was 24 points to the Carolina Panthers on Sept. 14. Entering the game, Detroit also allowed an NFL-low 290.3 yards per game, and New England totaled 439 yards in the victory.

THIRD QUARTER SCORING RECORD

The Patriots scored 24 points in the third quarter vs. Miami (12/14/14), marking the highest scoring total in team history in the third quarter. The previous high was a 22-point third quarter vs. the Dallas Texans on Nov. 18, 1960.



2014

Notes of Interest

2014 NOTES OF INTEREST

2014 HONORS AND AWARDS

P Ryan Allen

- ★ AFC Special Teams Player of the Week (Week 14)

QB Tom Brady

- ★ AFC Offensive Player of the Month (October)
- ★ Pro Bowl
- ★ PFWA All-AFC Team

WR Julian Edelman

- ★ Pro Bowl
- ★ AFC Special Teams Player of the Week (Week 9)

K Stephen Gostkowski

- ★ Pro Bowl
- ★ Associated Press All Pro: Second Team

TE Rob Gronkowski

- ★ Pro Bowl
- ★ Associated Press All Pro: First Team
- ★ PFWA All-NFL Team

RB Jonas Gray

- ★ AFC Offensive Player of the Week (Week 11)

DE Chandler Jones

- ★ AFC Defensive Player of the Week (Week 2)

DL Chris Jones

- ★ AFC Special Teams Player of the Week (Week 7)

S Devin McCourty

- ★ Pro Bowl
- ★ PFWA All-AFC Team

CB Darrelle Revis

- ★ Pro Bowl
- ★ Associated Press All Pro: First Team
- ★ PFWA All-NFL Team

WR Matthew Slater

- ★ Pro Bow (Special Teams)
- ★ PFWA All-NFL Team

BILL BELICHICK

★ Bill Belichick (233) moved past Curly Lambeau (229) for fourth place all-time on the NFL wins list. Tom Landry is in third place with 270 total wins.

★ Belichick (22) moved past Tom Landry (20) and now has the most postseason wins by any head coach.

★ Belichick has led the Patriots to 14 consecutive winning records (2001-14), tied with Curly Lambeau (1934-47) for second all-time, behind 20 by Tom Landry (1966-85).

TOM BRADY

★ Tom Brady (4,109) reached 4,000 yards in 2014 for his seventh 4,000-yard passing season. He joined Peyton Manning (14) and Drew Bress (9) as the only players with at least seven 4,000-yard seasons.

★ Brady has 160 regular season wins with the Patriots, tied with Brett Favre (Green Bay) for the most wins by a quarterback with one team. Peyton Manning is second with 141 wins with Indianapolis.

★ Brady (207) is one of eight NFL quarterbacks with 200 career starts. His 155 wins in his first 200 starts are the most in NFL history. Peyton Manning is second with 136 wins in his first 200 starts.

JULIAN EDELMAN

★ Edelman led the team with 92 receptions, which was eighth in the NFL in 2014.

★ Edelman returned a second-quarter punt 84 yards for a touchdown vs. Denver Nov. 2 and now has a franchise-best four punt returns for a touchdown.

★ Edelman finished 2014 with a 12.2 career punt return average, second only to Devin Hester (12.3 avg.) in the NFL since the 1970 merger.

ROB NINKOVICH

★ Rob Ninkovich has 13 fumble recoveries since 2010, the most of any player in the NFL over that time. J.J. Watt is second with 11.

★ Ninkovich recorded his eighth sack of the season vs. Miami (12/14) and now has had at least eight sacks in three consecutive seasons, becoming the first Patriots player to have at least eight sacks in three consecutive seasons since Pro Football Hall of Famer Andre Tippett achieved the feat from 1985-97 (1985, 16 1/2, 1986, 9 1/2 and 1987 12 1/2).

STEPHEN GOSTKOWSKI

★ Stephen Gostkowski led the NFL with 156 points. It was the third straight season that he has led the NFL in scoring (2012, 2013 and 2014). He also led the NFL in scoring in 2008. He joins Don Hutson (5) and Gino Cappelletti (5) as the only NFL players to lead the NFL in scoring in at least four seasons.

★ Gostkowski made 94.6 percent of his field goals in 2014 (35-of-37), setting a new team record for field goal percentage in a single season. The previous best was 93.9 by Adam Vinatieri (31-of-33) in 2004.

TEAM

PATRIOTS 2014 CAPTAINS

The Patriots 2014 team captains were elected by their teammates.

OFFENSE

★ QB Tom Brady and C Dan Connolly

DEFENSE

★ DL Vince Wilfork, LB Jerod Mayo and S Devin McCourty

SPECIAL TEAMS

★ Matthew Slater

Brady was chosen as a captain for the 13th straight season. Wilfork was a captain for the seventh straight season, Mayo served his sixth season serving as a captain. McCourty and Slater were captains for a fourth time, and Connolly was a captain for the first time.

SIXTH STRAIGHT TITLE

The Patriots have won six straight AFC East titles, the longest streak in AFC East history. The Patriots have won 12 of the last 14 division crowns and join the Los Angeles Rams (7-1973-79), Pittsburgh Steelers (6-1974-79) and the Minnesota Vikings (6-1973-78) as the only teams since the merger with at least six straight division titles.

MOST CONSECUTIVE DIVISION TITLES

| Team | Division | Titles | Years |
|-----------------------------|------------------------|----------|----------------|
| Los Angeles Rams | NFC West | 7 | 1973-79 |
| New England Patriots | AFC East | 6 | 2009-14 |
| Pittsburgh Steelers | AFC Central | 6 | 1974-79 |
| Minnesota Vikings | NFC Central | 6 | 1973-78 |
| Dallas Cowboys | NFL Capitol/NFC East | 6 | 1966-71 |
| Cleveland Browns | American/Eastern Conf. | 6 | 1950-55 |
| New England Patriots | AFC East | 5 | 2003-07 |
| Indianapolis Colts | AFC South | 5 | 2003-07 |
| Dallas Cowboys | NFC East | 5 | 1992-96 |
| San Francisco 49ers | NFC West | 5 | 1986-90 |
| Chicago Bears | NFC Central | 5 | 1984-88 |
| Oakland Raiders | AFC West | 5 | 1972-76 |

SUCCESS WITH BALL SECURITY

Last year, the Super Bowl champion Patriots and the NFC North champion Packers had only 13 giveaways, tied for the third fewest giveaways in a 16-game season in NFL history.

SEASON EAM FEWEST GIVEAWAYS IN 16-GAME SEASON

| | |
|-------------------------|-----------|
| 2011 San Francisco | 10 |
| 2010 New England | 10 |
| 2014 Green Bay | 13 |
| 2014 New England | 13 |
| 2008 Miami | 13 |
| 2008 New York Giants | 13 |



2014

Notes of Interest

BILL BELICHICK

WINNING SEASONS

Belichick (14 straight winning seasons) tied Curly Lambeau (14) for the second-most consecutive winning seasons all time, trailing only Tom Landry with 20.

MOVING ON UP

Belichick (233 overall career wins) moved past Curly Lambeau (229) for sole possession of fourth place on the NFL's all-time list.

POSTSEASON SUCCESS

Belichick (22 playoff wins) passed Tom Landry (20) for the most postseason wins as a head coach.

SUPER STATUS

Bill Belichick won his sixth conference title in 2014 to reach the Super Bowl, tying Miami's Don Shula for the most Super Bowl appearances by a head coach. His four Super Bowl titles tied Chuck Noll for the most Super Bowl titles by a head coach.

CAREER WINS

Bill Belichick has 211 career regular-season wins, fifth all-time in NFL history.

| HEAD COACH | CAREER WINS |
|-----------------------|-------------|
| Don Shula | 328 |
| George Halas | 318 |
| Tom Landry | 250 |
| Curly Lambeau | 226 |
| Bill Belichick | 211 |

TOM BRADY

TOUCHDOWN TOM

Brady currently is fifth all-time with 392 career touchdowns and is one of five NFL players with at least 390 career touchdown passes.

300-YARD GAMES

Brady is third all-time with 64 career 300-yard passing games. Drew Brees (86) and Peyton Manning (91) are the only quarterbacks in front of him.

30 TD PASSES

Brady (33) reached 30 touchdown passes in 2014 and is just the fourth player in NFL history with at least 30 or more touchdown passes in five seasons.

4,000-YARD PASSING SEASON

Brady (4,109) reached 4,000 passing yards in 2014. It is his seventh 4,000-yard season to join Peyton Manning (14) and Drew Brees (9) as the only players with at least seven 4,000-yard seasons.

PLAYER OF THE WEEK

Brady (24) needs three more AFC Offensive Player of the Week honors to tie Peyton Manning (27) for the most player of the week honors in NFL history.

12-WIN SEASONS

Since entering the NFL in 2000, Tom Brady's teams have reached 12 regular-season wins in nine different seasons, second all-time, behind Peyton Manning.

STARTING QBs WITH THE MOST 12-WIN REGULAR SEASONS IN NFL HISTORY

| PLAYER | SEASONS |
|------------------|----------|
| Peyton Manning | 11 |
| Tom Brady | 9 |
| Brett Favre | 6 |
| John Elway | 4 |
| Jim Kelly | 4 |

RECORD TITLE HOLDER

Tom Brady earned his NFL record 12th division championship in 2014.

| QUARTERBACK | CAREER DIVISION TITLES |
|------------------|------------------------|
| Tom Brady | 12 |
| Peyton Manning | 11 |
| Joe Montana | 9 |

STEPHEN GOSTKOWSKI

KICKING INTO THE RECORD BOOKS

Gostkowski became the Patriots all-time scoring leader, passing Adam Vinatieri (1,158), with a 35-yard field goal vs. Miami (12/14).

PATRIOTS ALL-TIME LEADING SCORERS

| | |
|------------------------------|--------------|
| 1. Stephen Gostkowski | 1,179 |
| 2. Adam Vinatieri | 1,158 |
| 3. Gino Cappelletti | 1,130 |
| 4. John Smith | 692 |
| 5. Tony Franklin | 442 |



2014

Notes of Interest

NFL SCORING LEADER #1

Stephen Gostkowski has led the NFL in scoring in each of the last three seasons (2012-14) after finishing with 156 total points in 2014. He is just the fifth NFL player to lead the NFL in scoring in at least three consecutive seasons, joining Don Hutson (1940-44), and Gino Cappelletti (1963-66), Pat Harder (1947-49) and Paul Hornung (1959-61).

NFL SCORING LEADER #2

Stephen Gostkowski led the NFL with 156 points and joins Don Hutson (5) and Gino Cappelletti (5) as the only NFL players to lead the NFL in scoring in at least four seasons. Gostkowski has led the NFL in scoring in 2008, 2012, 2013 and 2014.

ROB GRONKOWSKI

GRONK REACHES 1,000

Gronkowski (1,124) reached 1,000 receiving yards for the second time in his career. He is the ninth NFL tight end with at least two career 1,000 yard seasons.

2 FAST 2 FIFTY

Rob Gronkowski reached 50 career touchdown receptions in his 59th NFL game vs. Denver (11/2) to tie Randy Moss for the second-fastest player in NFL history to reach 50 touchdown receptions. Pro Football Hall of Famer Lance Alworth (54 games) is the only NFL player to reach the milestone in fewer games.

PLAYER GAMES TO REACH 50 TD RECEPTIONS

| | |
|-----------------------|-----------|
| Lance Alworth | 54 |
| Rob Gronkowski | 59 |
| Randy Moss | 59 |
| Jerry Rice | 61 |
| Tommy McDonald | 63 |
| Bob Hayes | 66 |

END ZONE MILITIA

Gronkowski became the first tight end in NFL history to have three consecutive 10-plus touchdown seasons (10 in 2010, 18 in 2011 and 12 in 2012) and the first tight end in NFL history with four seasons of double-digit touchdowns when he scored his 10th touchdown in the win at San Diego (12/7/14). Antonio Gates ended his 2014 season with 12 touchdowns and also has four seasons with 10 or more touchdowns.

NFL TIGHT ENDS WITH MOST 10-PLUS TOUCHDOWN SEASONS

| | |
|-----------------------|--------------------------------------------------------------|
| Rob Gronkowski | 4 (10 in 2010, 18 in 2011, 11 in 2012 and 11 in 2014) |
| Antonio Gates | 4 (13 in 2004, 10 in 2005, 10 in 2010 and 12 in 2014) |
| Tony Gonzalez | 3 |
| Jimmy Graham | 3 |
| Dallas Clark | 2 |
| Vernon Davis | 2 |
| Shannon Sharpe | 2 |
| Wesley Walls | 2 |
| Julius Thomas | 2 |

ALL-TIME TDS

Gronkowski now has 55 total touchdowns (54 receiving and 1 rushing) and ranks second in team history to the 68 total touchdowns by Stanley Morgan.

RECEPTIONS STREAK

Gronkowski has a streak of 65 consecutive regular-season games with a reception - every regular season game of his career since 2010.

LONGEST CURRENT STREAKS OF CONSECUTIVE GAMES WITH A RECEPTION BY TIGHT ENDS

| |
|--------------------------------------|
| 103 Jason Witten (Dallas) |
| 103 Owen Daniels (Houston/Baltimore) |
| 97 Heath Miller (Pittsburgh) |
| 65 Rob Gronkowski |



PATRIOTS

Sustaining Success

PATRIOTS ARE MOST FREQUENT SUPER BOWL TEAM OVER LAST 30 YEARS

The Patriots have won eight conference championships since the 1985 season and have more conference titles than any other team over the last 30 years (since 1983). Additionally, the Patriots' seven conference titles over the last 25 years are three more than the next closest team and New England's seven conference championships in the last 20 years are also more than any other team. New England also has more conference titles over the last 15 years (6) than any other team.

Most Super Bowl Wins in Last 10 Years (2004-2014)

| | |
|------------------------------|----------|
| New England | 2 |
| Pittsburgh | 2 |
| N.Y. Giants | 2 |
| 5 Other Teams | 1 |

Most Super Bowl Wins in Last 20 Years (1994-2014)

| | |
|------------------------------|----------|
| New England | 4 |
| Pittsburgh | 2 |
| Green Bay | 2 |
| N.Y. Giants | 2 |
| Baltimore | 2 |
| Denver | 2 |
| 7 Other Teams | 1 |

Most Super Bowl Wins in Last 30 Years (1984-2014)

| | |
|------------------------------|----------|
| New England | 4 |
| N.Y. Giants | 4 |
| San Francisco | 4 |
| Dallas | 3 |
| 5 Other Teams | 2 |
| 6 Other Teams | 1 |

Most Conference Championships in Last 7 Years (2007-2014)

| | |
|------------------------------|----------|
| New England | 3 |
| Pittsburgh | 2 |
| N.Y. Giants | 2 |
| 8 Other Teams | 1 |

Most Conference Championships in Last 10 Years (2004-2014)

| | |
|------------------------------|----------|
| New England | 4 |
| Pittsburgh | 3 |
| Indianapolis | 2 |
| N.Y. Giants | 2 |
| Seattle | 2 |
| 8 Other Teams | 1 |

Most Conference Championships in Last 15 Years (1999-2014)

| | |
|------------------------------|----------|
| New England | 6 |
| Pittsburgh | 3 |
| N.Y. Giants | 3 |
| Seattle | 2 |
| Indianapolis | 2 |
| St. Louis Rams | 2 |
| Baltimore | 2 |

Most Conference Championships in Last 20 Years (1994-2014)

| | |
|------------------------------|----------|
| New England | 7 |
| Pittsburgh | 4 |
| Green Bay | 3 |
| N.Y. Giants | 3 |
| 5 Other Teams | 2 |

Most Conference Championships in Last 25 Years (1989-2014)

| | |
|------------------------------|----------|
| New England | 7 |
| Buffalo | 4 |
| N.Y. Giants | 4 |
| Pittsburgh | 4 |
| San Francisco | 4 |
| Dallas | 3 |
| Green Bay | 3 |

Most Conference Championships in Last 30 Years (1984-2014)

| | |
|------------------------------|----------|
| New England | 8 |
| Denver | 6 |
| N.Y. Giants | 5 |
| San Francisco | 5 |
| Buffalo | 4 |
| Pittsburgh | 4 |
| Dallas | 3 |
| Green Bay | 3 |

WHAT HAVE YOU DONE FOR ME LATELY?

Since the 2011 season, the Patriots have maintained their spot atop the NFL in terms of regular season winning percentage and regular season points scored. Since the beginning of the 2011 season, the Patriots have the NFL's highest winning percentage and have scored the most points in the NFL. The Patriots also are tied for the NFL's second highest winning percentage since 2012 and have scored the second-most points since 2012.

HIGHEST WINNING PERCENTAGE SINCE 2011

| TEAM | W | L | T | PCT. | PF | PA |
|--------------------|-----------|-----------|----------|-------------|-------------|-------------|
| New England | 49 | 15 | 0 | .766 | 1982 | 1324 |
| Green Bay | 46 | 17 | 1 | .727 | 1896 | 1471 |
| Denver | 46 | 18 | 0 | .719 | 1878 | 1432 |
| San Francisco | 44 | 19 | 1 | .695 | 1489 | 1114 |
| Seattle | 43 | 21 | 0 | .672 | 1544 | 1045 |
| Cincinnati | 40 | 23 | 1 | .633 | 1530 | 1292 |
| Baltimore | 40 | 24 | 0 | .625 | 1505 | 1264 |
| Pittsburgh | 39 | 25 | 0 | .609 | 1476 | 1279 |

HIGHEST WINNING PERCENTAGE SINCE 2012

| TEAM | W | L | T | PCT. | PF | PA |
|--------------------|-----------|-----------|----------|-------------|-------------|------------|
| Denver | 37 | 11 | 0 | .792 | 1569 | 1042 |
| New England | 36 | 12 | 0 | .750 | 1469 | 982 |
| Seattle | 36 | 12 | 0 | .750 | 1223 | 730 |
| Indianapolis | 33 | 15 | 0 | .688 | 1206 | 1092 |
| Cincinnati | 31 | 16 | 1 | .656 | 1186 | 969 |
| Green Bay | 31 | 16 | 1 | .656 | 1336 | 1112 |
| San Francisco | 31 | 16 | 1 | .656 | 1109 | 885 |
| Baltimore | 28 | 20 | 0 | .583 | 1127 | 998 |
| Dallas | 28 | 20 | 0 | .583 | 1282 | 1184 |

HIGHEST WINNING PERCENTAGE SINCE 2013

| TEAM | W | L | T | PCT. | PF | PA |
|--------------------|-----------|----------|----------|-------------|------------|------------|
| Denver | 25 | 7 | 0 | .781 | 1088 | 753 |
| Seattle | 25 | 7 | 0 | .781 | 811 | 485 |
| New England | 24 | 8 | 0 | .750 | 912 | 651 |
| Indianapolis | 22 | 10 | 0 | .688 | 849 | 705 |
| Cincinnati | 21 | 10 | 1 | .672 | 795 | 649 |
| Arizona | 21 | 11 | 0 | .656 | 689 | 623 |
| Green Bay | 20 | 11 | 1 | .641 | 903 | 776 |

MOST POINTS SCORED SINCE 2011

| Team | Points |
|------------------------------|-------------|
| New England | 1982 |
| Green Bay | 1896 |
| Denver | 1878 |
| New Orleans | 1823 |
| Dallas | 1651 |
| Philadelphia | 1592 |
| Detroit | 1562 |
| Atlanta | 1555 |
| Seattle | 1544 |

MOST POINTS SCORED SINCE 2012

| Team | Points |
|------------------------------|-------------|
| Denver | 1569 |
| New England | 1469 |
| Green Bay | 1336 |
| Dallas | 1282 |
| New Orleans | 1276 |
| Seattle | 1223 |
| Indianapolis | 1206 |
| Philadelphia | 1196 |
| Cincinnati | 1186 |

MOST POINTS SCORED SINCE 2013

| Team | Points |
|------------------------------|------------|
| Denver | 1088 |
| Philadelphia | 916 |
| New England | 912 |
| Dallas | 906 |
| Green Bay | 903 |
| Indianapolis | 849 |
| New Orleans | 815 |
| Pittsburgh | 815 |



INSIDE

The Numbers

BY THE NUMBERS

2

Stephen Gostkowski executed a successful onside kick in a victory vs. Cleveland (12/8/13) for only the second time in team history. The first came when Jim Lee Hunt recovered a Gino Cappelletti kick at the end of the first half in a 26-10 win vs. the NY Jets (9/27/64).

3

Jonas Gray is the third player in NFL history to have at least 37 carries, 200 yards rushing and four rushing touchdowns in a single game, joining Mike Anderson of Denver in 2000 and Corey Dillon of Cincinnati in 1997. Gray gained 201 yards rushing on 37 carries with four touchdowns in the win at Indianapolis on Nov. 16., 2014.

3

The Patriots scored three touchdowns in a 57-second span vs. Chicago on Oct. 26, 2014. The Patriots are one of three teams to score three touchdowns in under a minute since the 1970 merger, and are the only team to have achieved the feat twice.

4

The Patriots scored 31 points in the second quarter of the 51-23 win vs. Chicago (10/26/14), marking the fourth time in team history that the team has scored 30 or more points in a quarter.

5

The Patriots became the first team in NFL history in 2014 to earn five straight first round byes. Dallas and San Francisco earned four straight byes from 1992 through 1995.

5

The Patriots blocked five total kicks in 2014 with four field goals and one punt and returned two of the blocked field goals for touchdowns.

5

The Patriots finished with a 12-4 record in 2014. It is the ninth time in team history that the team won 12 or more wins and the fifth straight season that the team has had 12 or more wins.

6

The Patriots closed out the 2014 season with six straight games without allowing a second-half touchdown. The Patriots allowed 12 total points in the second half in those six games.

10

The Patriots lead the NFL with 10 first round byes since the current NFL playoff format was instituted in 1990.

14

The Patriots have gone 14 straight seasons without being swept by a division opponent, the longest such streak since the 1970 NFL merger.

40-1

Since 2000, the Patriots are 40-1 when a Patriots player eclipses 100 yards rushing. The only loss during the Bill Belichick era was on Dec. 20, 2004 in a 29-28 Miami win. Since then, the Patriots are 27-0 with a 100-yard rusher.

42-10

Since realignment in 2002, the Patriots have the best inter-conference record in the NFL.

53

Rob Gronkowski and Tom Brady have connected on 53 touchdown passes. It is the second-most connections between a quarterback and a tight end in NFL history.

66

The Patriots scored 66 points in the final two minutes of the first half in 2014, the most in the NFL.

74

The Patriots have won 74 straight home games when leading at halftime, adding to their NFL record. The last time the Patriots lost at home after leading at halftime was on Dec. 24, 2000, vs. Miami when they lost 27-24 after leading 21-17 at halftime.

243

Stephen Gostkowski has 243 career field goals and needs 21 field goals in 2015 to move past Adam Vinatieri (263) for the most field goals in team history.

TOM BRADY BY THE NUMBERS

6

Brady won his sixth conference title to pass John Elway (5) for most Super Bowl appearances by a quarterback and matched DL Mike Lodish for the most Super Bowls played. Lodish played in six (four with Buffalo and two with Denver).

TOM BRADY BY THE NUMBERS (continued)

4

Brady joined Terry Bradshaw and Joe Montana as the only QBs with four Super Bowl wins. Only Hall of Fame DL Charles Haley (5) has more in NFL history.

9

Brady set an NFL record with his ninth start in a Conference Championship Game in 2014. Charlie Waters and Jack Reynolds are second with eight starts.

12

The number of division championships won by Tom Brady, the most division titles ever by a quarterback. Peyton Manning is second with 11.

14

The longest streak of consecutive pass completions by Brady in a regular season game (Dec. 27, 2009 vs. Jacksonville).

16

Brady set a Super Bowl record with 16 straight pass completions in Super Bowl XLVI vs. the New York Giants.

85.7

Brady is 48-8 in his career in December and has the best win percentage in December for any quarterback since the merger in 1970.

92.3

The percent of quarterback keepers converted by Brady (96 of 104) for first downs (71-of-75 on third-and-2 or less and 25-of-29 on fourth-and-2 or less).

160

Brady has 160 career regular-season wins with the Patriots, tied with Brett Favre (GB) for the most wins by a quarterback with one team. Peyton Manning is second with 141 wins with Indianapolis.

THE KRAFT ERA

4

The number of Super Bowl championships the Patriots have won since Robert Kraft purchased the team in 1994. That mark is the highest total in the NFL over that span.

7

The number of conference championships the Patriots have won since Robert Kraft purchased the team in 1994, setting a new NFL record for most conference championships as an owner.

14

The number of division championships won by the Patriots since Kraft purchased the team in 1994.

16

The number of playoff seasons earned by the Patriots in the 21 seasons since Robert Kraft purchased the team.

36

The number of playoff games the Patriots have appeared in since 1994, the most in the NFL. Green Bay has the second most with 31.

228

The number of consecutive home games that have been sold out, including all playoff and preseason games dating back to the 1994 season opener.

253

The number of games the Patriots have won since Robert Kraft purchased the franchise in 1994. Prior to Kraft's ownership, the team had won 225 total games in its entire history from 1960-93.

THE BELICHICK ERA

4

Bill Belichick has won four Super Bowls as a head coach to match Chuck Noll for the most Super Bowl wins by a head coach in NFL history.

4

Bill Belichick is the first coach to lead his team to four 500-point seasons (2007, 2010, 2011, 2012).

4

Bill Belichick (233) passed Curly Lambeau (229) for sole possession of fourth place on the NFL wins list.

9

Super Bowl XLIX was Belichick's ninth Super Bowl overall, including six as a head coach and three as an assistant coach.

12

The number of 11-win seasons by Bill Belichick, second to Don Shula's 13.



BILL BELICHICK

NEWS & NOTES



21ST SEASON AS HEAD COACH • 41ST NFL SEASON

Overall Record: 233-118 (.664) • **Regular Season:** 211-109 (.659) • **Postseason:** 22-9 (.710)

With Patriots overall (2000-14): 196-73 (.729)

Super Bowl Titles: 6 (86, 90, 01, 03, 04, 14) • **Conf. Titles:** 9 (86, 90, 96, 01, 03, 04, 07, 11, 14)

Division Titles: 19 (75, 78, 86, 89, 90, 96, 98, 01, 03, 04, 05, 06, 07, 09, 10, 11, 12, 13, 14)

Bill Belichick is the only head coach in NFL history to win three Super Bowl titles in a four-year span. He has won more regular season games (123) and more games overall (136) during a 10-year stretch (2002-2011) than any other coach in NFL history. In the 2007 season, Belichick led the Patriots to the fourth undefeated and untied regular season in NFL history and the first since the NFL established a 16-game schedule in 1978. His 40 consecutive years as an NFL coach are second in NFL history to 42 by Pittsburgh defensive coordinator Dick LeBeau.

AMONG THE GREATS

Bill Belichick has recorded 233 career wins, which is fourth all-time in NFL history. Belichick owns a career winning percentage of .664, which is third all-time, behind George Halas (.682) and Don Shula (.667).

TOP WINNING PERCENTAGE AMONG HEAD COACHES WITH AT LEAST 160 WINS (INCL. POSTSEASON)

| HEAD COACH | TEAM(S) | YEARS | W | L | T | PCT. |
|-----------------------|---------------|------------------------------|------------|------------|----------|-------------|
| George Halas | CHI | 1920-29, 33-41, 46-55, 58-67 | 324 | 151 | 31 | .682 |
| Don Shula | BAL/MIA | 1963-95 | 347 | 173 | 6 | .667 |
| BILL BELICHICK | CLE/NE | 1991-95, 00-14 | 233 | 118 | 0 | .664 |
| Curly Lambeau | GB/CHI/WAS | 1921-53 | 229 | 134 | 22 | .630 |

NOTE: Winning percentage calculated using current NFL rules, counting a tie as a half-win, half-loss.

MOVING ON UP

Bill Belichick is in fourth place on the NFL wins list with 233 career wins.

MOST WINS NFL COACHES

| HEAD COACH | TEAM(S) | YEARS | W | L | T |
|-----------------------|---------------|------------------------------|------------|------------|----------|
| Don Shula | BAL/MIA | 1963-95 | 347 | 173 | 6 |
| George Halas | CHI | 1920-29, 33-41, 46-55, 58-67 | 324 | 151 | 31 |
| Tom Landry | DAL | 1960-88 | 270 | 178 | 6 |
| BILL BELICHICK | CLE/NE | 1991-95, 00-14 | 233 | 118 | 0 |
| Curly Lambeau | GB/CHI/WAS | 1921-53 | 229 | 134 | 22 |

NOTE: Winning percentage calculated using current NFL rules, counting a tie as a half-win, half-loss.

A WINNING EXTENSION

Bill Belichick has led the Patriots to a winning record for 14 consecutive seasons (2001-2014). The only other NFL coach to have at least 10 consecutive winning seasons with one team since the 1970 merger was Tom Landry, who led the Dallas Cowboys to 16 consecutive winning seasons (1970-1985).

ELITE COMPANY

Bill Belichick is one of five NFL head coaches to win four or more championships since the league began postseason play in 1933, but the only one to win three in four years. Belichick joined an exclusive club in which each of the four other members has been enshrined in the Pro Football Hall of Fame.

HEAD COACHES WITH FOUR OR MORE NFL TITLES (Listed alphabetically)

| HEAD COACH | CHAMPIONSHIP TEAM(S) |
|-----------------------|--------------------------------------------------|
| Bill Belichick | Patriots (SB XXXVI, XXXVIII, XXXIX, XLIX) |
| George Halas | Chicago Bears (1921, 33, 40, 41, 46, 63) |
| Curly Lambeau | Green Bay Packers (1929, 30, 31, 36, 39, 44) |
| Vince Lombardi | Green Bay Packers (1961, 62, 65, SB I, II) |
| Chuck Noll | Pittsburgh Steelers (SB IX, X, XIII, XIV) |

SUPER SUCCESS

Bill Belichick has won four Super Bowls to match Chuck Noll for the most Super Bowl wins by a head coach. He is the only coach to win four Super Bowls in the post-1993 salary cap era.

MOST SUPER BOWL VICTORIES

| HEAD COACH | TEAM | TITLES | SEASONS |
|-----------------------|--------------------|----------|-------------------------------|
| Bill Belichick | New England | 4 | 2001, 2003, 2004, 2014 |
| Chuck Noll | Pittsburgh | 4 | 1974, 1975, 1978, 1979 |
| Joe Gibbs | Washington | 3 | 1982, 1987, 1991 |
| Bill Walsh | San Francisco | 3 | 1981, 1984, 1988 |

NOTE: Sorted by most recent championship. Super Bowls have determined NFL champion since 1966.



BILL BELICHICK

NEWS & NOTES

CAREER MILESTONE FOR BELICHICK

Belichick (211) reached 200 career regular-season wins with the victory over Minnesota (9/14/14) to become just the sixth NFL head coach to achieve that feat, joining Don Shula (328), George Halas (318), Tom Landry (250), Curly Lambeau (226) and Marty Schottenheimer (200).

NUMBER OF GAMES TO 200 REGULAR SEASON WINS

282 Don Shula
288 George Halas
300 Curly Lambeau
306 Bill Belichick
319 Tom Landry
327 Marty Schottenheimer

| Head Coach | Teams | W-L-T (regular season) |
|-----------------------|----------------------------|------------------------|
| Don Shula | Colts/Dolphins | 328-156-6 |
| George Halas | Bears | 318-148-6 |
| Tom Landry | Cowboys | 250-162-6 |
| Curly Lambeau | Packers/Cardinals/Redskins | 226-132-22 |
| Bill Belichick | Browns/Patriots | 211-109-0 |

MANNING ON BELICHICK

Peyton Manning on Bill Belichick

"Coach Belichick is the best coach that I've ever competed against. I think it's safe to say he'll go down as the greatest NFL coach of all-time. His teams are always well-coached, always well-disciplined, and you know it's going to be a 60-minute fight. To me, that speaks to his coaching."

BETTER THAN AVERAGE

Bill Belichick has led the Patriots to 14 straight winning seasons (2001-2014). Belichick's 14 straight winning seasons are tied for second all-time with Curly Lambeau (1934-47), behind 20 by Tom Landry (1966-85).

MOST CONSECUTIVE SEASONS WITH A WINNING RECORD

| HEAD COACH | TEAM | YEARS |
|-----------------------|--------------------|-----------------------|
| Tom Landry | Dallas | 20 - 1966-1985 |
| Bill Belichick | New England | 14 - 2001-2013 |
| Curly Lambeau | Green Bay | 14 - 1934-1947 |
| Curly Lambeau | Green Bay | 12 - 1921-1932 |
| George Halas | Chicago | 10 - 1933-1942 |
| John Madden | Oakland | 10 - 1969-1978 |

BELICHICK'S PATRIOTS RENAISSANCE

Once head coach Bill Belichick implemented his coaching design on the Patriots, his approach has given him the best record of any NFL head coach who has coached over 40 games since 2001 (including the postseason).

| NFL COACHES' RECORDS SINCE 2001 | | | | | |
|---------------------------------|------------------------|------------|-----------|----------|-------------|
| COACH | TEAM | W | L | T | PCT. |
| Bill Belichick | New England | 191 | 62 | 0 | .755 |
| Tony Dungy | Tampa Bay/Indianapolis | 101 | 41 | 0 | .711 |
| Jim Harbaugh | San Francisco | 49 | 22 | 1 | .688 |
| Bill Cowher | Pittsburgh | 70 | 35 | 1 | .665 |
| Mike McCarthy | Green Bay | 101 | 55 | 1 | .646 |
| John Harbaugh | Baltimore | 82 | 45 | 0 | .646 |
| Mike Tomlin | Pittsburgh | 87 | 50 | 0 | .635 |
| Sean Payton | New Orleans | 86 | 52 | 0 | .623 |

ABOVE THE CENTURY MARK

Bill Belichick has an overall record of 233-118. He joins Don Shula and George Halas as the only coaches with 100 more wins than losses.

| MOST WINS NFL COACHES | | |
|-----------------------|----------------|------------------|
| HEAD COACH | TEAM(S) | RECORD |
| Don Shula | BAL, MIA | 347-173-6 |
| George Halas | Chicago | 324-151-31 |
| Bill Belichick | CLE, NE | 233-118-0 |

500+ FOR THREE STRAIGHT YEARS

Bill Belichick is the first head coach in NFL history to lead a team to three straight 500-point seasons (2010-2012). The Patriots are the first franchise in NFL history to score 500 or more points in four seasons (2007-589, 2010-518, 2011-513 and 2012-557). St. Louis is the only other team to have done it three times (1999-526, 2000-540, 2001-503).

PLAYOFF SUCCESS

| MOST PLAYOFF WINS BY AN NFL HEAD COACH | | |
|----------------------------------------|--------------------------------------|-----------|
| HEAD COACH | TEAM(S) | WINS |
| Bill Belichick | Cleveland Browns, NE Patriots | 22 |
| Tom Landry | Dallas Cowboys | 20 |
| Don Shula | Baltimore Colts, Miami Dolphins | 19 |
| Joe Gibbs | Washington Redskins | 17 |
| Chuck Noll | Pittsburgh Steelers | 16 |

11 ON 12

Bill Belichick now has twelve 11-win seasons, including 11 with the Patriots. Don Shula is the only coach that has more with thirteen 11-win seasons.

NFL HEAD COACHES WITH THE MOST 11-WIN SEASONS

| | |
|-----------------------|-----------|
| Don Shula | 13 |
| Bill Belichick | 12 |
| Tom Landry | 10 |



BILL BELICHICK

NEWS & NOTES

POSTSEASON PROWESS

BEST POSTSEASON RECORDS IN NFL HISTORY (minimum of 10 games)

| COACH | TEAM(S) | W | L | PCT. |
|-----------------------|---------------|-----------|----------|-------------|
| Vince Lombardi | GB/WAS | 9 | 1 | .900 |
| Tom Flores | Oakland | 8 | 3 | .727 |
| Bill Walsh | San Francisco | 10 | 4 | .714 |
| Bill Belichick | CLE/NE | 22 | 9 | .710 |
| Joe Gibbs | Washington | 17 | 7 | .708 |
| Jimmy Johnson | DAL/MIA | 9 | 4 | .692 |

MOST POSTSEASON GAMES AS A HEAD COACH

| HEAD COACH | GAMES |
|-----------------------------------------------|-----------|
| Tom Landry (Dallas) | 36 |
| Don Shula (Baltimore/Miami) | 36 |
| Bill Belichick (Cleveland/New England) | 31 |

3X COACH OF THE YEAR

The Associated Press named Bill Belichick the NFL's Coach of the Year in 2010, the third time that Belichick earned the honor. He was also named Coach of the Year following the 2003 and 2007 seasons, joining Don Shula (4-time winner) and Chuck Knox as the only three-time winners.

BELICHICK ADDED TO HIS RECORD IN 2014

Bill Belichick has coached the Patriots to 12 straight seasons with 10 or more wins after reaching his 10th win of the 2014 season at San Diego (12/7/14), adding to his NFL record streak. In 2011, Belichick became the first coach in NFL history with nine straight seasons with at least 10 victories. George Seifert has the second most consecutive 10-win seasons with eight from 1989-1996 for San Francisco.

DIVISION TITLES RECORD

Bill Belichick guided the Patriots to the AFC East title in 2014. His 12 division titles are the most by a head coach since the 1970 merger. Don Shula is second with 11 division titles since the merger.

FIRST WITH 14 WINS IN 4 SEASONS

Bill Belichick guided the Patriots to an NFL-best 14-2 record in 2010, becoming the first head coach ever to win at least 14 regular-season games in four separate seasons. Only four other coaches — San Francisco's George Seifert (3), Washington's Joe Gibbs (2), Chicago's Mike Ditka (2) and Miami's Don Shula (2) — have more than one 14-win season.

NINE SB APPEARANCES ARE A RECORD

Super Bowl XLIX was Bill Belichick's ninth Super Bowl in his career, the most appearances by an NFL coach in history.

MOST SUPER BOWL APPEARANCES AS A HEAD COACH OR ASSISTANT

| HEAD COACH | SUPER BOWLS |
|-----------------------|--------------------------------|
| Bill Belichick | 9 (six as a head coach) |
| Dan Reeves | 7 (four as a head coach) |
| Don Shula | 6 (six as head coach) |
| Tom Landry | 5 (five as a head coach) |
| Chuck Noll | 5 (four as a head coach) |
| Marv Levy | 5 (four as a head coach) |

GOOD IN DECEMBER

Bill Belichick is 54-10 (.844) in December with New England, the best record in December among head coaches with one team in NFL history (min. 25 games). George Seifert is second (27-6, .818).

9 CONFERENCE CHAMPIONSHIP GAMES

Bill Belichick reached his ninth conference championship game as a head coach in 2014, second to the 10 by Tom Landry.


| Head Coach | Conference Championships |
|-----------------------|--------------------------|
| Tom Landry | 10 |
| Bill Belichick | 9 |
| Don Shula | 7 |
| Chuck Noll | 7 |
| John Madden | 6 |
| Bill Cowher | 6 |





TOM BRADY

NEWS & NOTES



CAREER NOTES

Tom Brady has quarterbacked the Patriots to victories in 160 of his 207 career regular season starts, compiling a .773 winning percentage and giving him the best record of any quarterback in the Super Bowl era (since 1966). Brady's 155 career wins in his first 200 starts are the most in NFL history. Peyton Manning is second with 136 wins in his first 200 career starts.

RECORDING SUCCESS

TOP WINNING PERCENTAGE IN SUPER BOWL ERA (Since 1966, Minimum 50 Starts, Regular Season Only)

| PLAYER | TEAM(S) | YEARS | W | L | T | PCT. |
|------------------|-----------|----------------|------------|-----------|----------|-------------|
| TOM BRADY | NE | 2000-14 | 160 | 47 | 0 | .773 |
| Roger Staubach | DAL | 1969-79 | 85 | 29 | 0 | .746 |
| Joe Montana | SF/KC | 1979-94 | 117 | 47 | 0 | .713 |

ACTIVE QUARTERBACKS WINNING PERCENTAGE

Minimum 32 Starts (two full seasons), Regular Season Only

| QUARTERBACK | TEAM(S) | W | L | T | PCT. |
|--------------------|-----------|------------|-----------|----------|-------------|
| TOM BRADY | NE | 160 | 47 | 0 | .773 |
| Russell Wilson | SEA | 36 | 12 | 0 | .750 |
| Peyton Manning | IND/DEN | 179 | 77 | 0 | .699 |
| Andrew Luck | IND | 33 | 15 | 0 | .688 |
| Aaron Rodgers | GB | 70 | 33 | 0 | .680 |
| Ben Roethlisberger | PIT | 106 | 52 | 0 | .671 |
| Joe Flacco | BAL | 72 | 40 | 0 | .643 |
| Colin Kaepernick | SG | 25 | 14 | 0 | .641 |
| Andy Dalton | CIN | 40 | 23 | 1 | .633 |
| Philip Rivers | SD | 88 | 56 | 0 | .611 |

NINE AFC CHAMPIONSHIP GAME APPEARANCES

The Patriots played in their ninth conference championship game in the Tom Brady - Bill Belichick era (since 2001 with Brady starting at QB) in 2014. By omitting the season Brady missed due to injury in 2008, the Patriots have made nine title games in 13 seasons with Brady as the starter.

FIVE 30-TD SEASONS

Brady has five 30-touchdown seasons overall. The only other Patriots quarterback to have a 30-touchdown season was Vito "Babe" Parilli in 1964 when he led the AFL with 31. Brady is the fourth quarterback in NFL history to have 30 or more touchdown passes in at least five seasons and the fifth quarterback in NFL history with three or more straight seasons with 30 or more touchdowns.

MOST SEASONS WITH 30-PLUS TOUCHDOWN PASSES

| | |
|------------------|----------|
| Brett Favre | 9 |
| Peyton Manning | 9 |
| Drew Brees | 7 |
| TOM BRADY | 5 |
| Dan Marino | 4 |
| Aaron Rodgers | 4 |
| Tony Romo | 4 |
| Philip Rivers | 4 |
| Kurt Warner | 3 |

THREE OR MORE STRAIGHT 30 TOUCHDOWN SEASONS

| | |
|------------------|----------------------|
| Drew Brees | 7 (2008-2014) |
| Brett Favre | 5 (1994-98) |
| Peyton Manning | 5 (2009-10, 12-14) |
| TOM BRADY | 3 (2010-2012) |
| Dan Marino | 3 (1984-86) |

300-YARD AVG. IN THREE SEASONS

Brady averaged 301.7 yards per game in 2012. Brady (300.4 in 2007 and 327.2 in 2011) joins Drew Brees as the first NFL players to average 300 yards per game in at least three seasons.

MOST SEASONS AVERAGING 300 OR MORE YARDS PER GAME

- 5 Drew Brees (2014, 2013, 2012, 2011, 2008) • **3 Tom Brady (2012, 2011, 2007)** • 2 Dan Fouts (1982, 1981)

PILING UP THE WINS

Brady earned his 150th career win vs. Oakland (09/21/14) and is one of three NFL quarterbacks with at least 150 wins as a starter.

MOST CAREER WINS AS A STARTER

(Regular season only)

| RK | NAME | W | L | T | PCT. |
|-----------|--------------------|------------|-----------|----------|-------------|
| 1. | Brett Favre | 186 | 112 | 0 | .624 |
| 2. | Peyton Manning | 179 | 77 | 0 | .699 |
| 3. | Tom Brady | 160 | 47 | 0 | .773 |
| 4. | John Elway | 148 | 82 | 1 | .643 |
| 5. | Dan Marino | 147 | 93 | 0 | .613 |
| 6. | Fran Tarkenton | 124 | 109 | 6 | .531 |
| 7. | Johnny Unitas | 119 | 64 | 4 | .647 |
| 8t. | Joe Montana | 117 | 47 | 0 | .713 |
| 8t. | Drew Brees | 117 | 84 | 0 | .582 |
| 10. | Terry Bradshaw | 107 | 51 | 0 | .677 |
| 11. | Ben Roethlisberger | 106 | 52 | 0 | .671 |
| 12. | Warren Moon | 102 | 101 | 0 | .510 |

BRADY ONE OF SEVEN

NFL RECORD FOR MOST PASSING YARDS PER GAME (Minimum 50 Games)

| PLAYER | TEAM | YARDS/GAME |
|------------------|-----------|--------------|
| Matthew Stafford | DET | 282.0 |
| Drew Brees | SD/NO | 277.4 |
| Peyton Manning | IND/DEN | 272.2 |
| Kurt Warner | STL/ARI | 260.8 |
| Aaron Rodgers | GB | 259.8 |
| Matt Ryan | ATL | 256.1 |
| Tom Brady | NE | 254.8 |
| Dan Marino | Miami | 253.6 |



TOM BRADY

NEWS & NOTES

THREE 35-TD SEASONS

Brady is one of five NFL players to have at least 35 touchdown passes in three different seasons. Brady had 33 touchdowns in 2014.

QBS WITH THE MOST 35+ PASSING TOUCHDOWNS IN NFL HISTORY

| PLAYER | 35+ TD SEASONS |
|------------------|----------------------------------------------------|
| Peyton Manning | 4 (49 in 2004, 37 in 2012, 55 in 2013, 39 in 2014) |
| Tom Brady | 3 (50 in 2007, 36 in 2010 and 39 in 2011) |
| Brett Favre | 3 (38 in 1995, 39 in 1996 and 35 in 1997) |
| Drew Brees | 3 (46 in 2011, 43 in 2012 and 39 in 2013) |
| Aaron Rodgers | 3 (45 in 2011, 39 in 2012 and 38 in 2014). |

ECLIPSING 3K

Brady once again reached 3,000 yards in 2014 for his 12th 3,000-yard season.

NFL RECORD FOR MOST 3,000-YARD SEASONS

| | |
|-----------|------------------|
| 18 | Brett Favre |
| 16 | Peyton Manning |
| 13 | Dan Marino |
| 12 | John Elway |
| 12 | Drew Brees |
| 12 | Tom Brady |

BRADY AT 4,000

Brady (4,109) reached 4,000 passing yards for the seventh time in his career in 2014. He joins Peyton Manning (14) and Drew Brees (9) as the only quarterbacks with at least seven 4,000-yard seasons.

ALL-TIME 4,000 YARD PASSING SEASONS

| | |
|----------|------------------|
| 14 | Peyton Manning |
| 9 | Drew Brees |
| 7 | Tom Brady |
| 6 | Dan Marino |
| 6 | Brett Favre |
| 6 | Philip Rivers |
| 5 | Aaron Rodgers |

Additionally, Brady owns seven of the nine 4,000-yard passing seasons in team history.

PATRIOTS TOP PASSING YARDS/SEASON

| Yards | Player | Year |
|--------------|------------------|-------------|
| 5,235 | Tom Brady | 2011 |
| 4,827 | Tom Brady | 2012 |
| 4,806 | Tom Brady | 2007 |
| 4,555 | Drew Bledsoe | 1994 |
| 4,398 | Tom Brady | 2009 |
| 4,343 | Tom Brady | 2013 |
| 4,110 | Tom Brady | 2005 |
| 4,109 | Tom Brady | 2014 |
| 4,086 | Drew Bledsoe | 1996 |

22 CAREER 4-TD GAMES

Brady has thrown four or more touchdowns in a game 22 times with 17 four-touchdown games, three five-touchdown games and two six-touchdown games. The Patriots are 21-1 when Brady throws four or more TD passes.

MOST GAMES WITH 4+ TOUCHDOWN PASSES

| PLAYER | 4+ TD GAMES |
|---------------------|-------------|
| 1. Peyton Manning | 35 |
| 2. Drew Brees | 26 |
| 3. Brett Favre | 23 |
| 4. Tom Brady | 22 |
| 5. Dan Marino | 21 |
| 6. Johnny Unitas | 17 |

MOST GAMES WITH 4+ TDS AND NO INTERCEPTIONS

| PLAYER | GAMES |
|---------------------|-----------|
| 1. Peyton Manning | 18 |
| 2. Drew Brees | 18 |
| 3. Tom Brady | 17 |
| 4. Brett Favre | 12 |

SIX FOR SIX-PLUS

Brady has thrown six touchdowns in a game two times and is one of six NFL players to have thrown at least six touchdowns in a game two times. Brady threw six touchdowns at Miami (10/21/07) and vs. Tennessee (10/18/09).

NFL PLAYERS WITH AT LEAST TWO 6+TD GAMES

| PLAYER | 6+ TD GAMES |
|--------------------|------------------------------------|
| Peyton Manning | 3 (2 6 TD games and 1 7 TD Game) |
| George Blanda | 2 games with 7 touchdowns |
| Y.A. Tittle | 2 (1 game with 7 and 1 with 6 TDs) |
| Tom Brady | 2 games with 6 touchdowns |
| Charley Johnson | 2 games with 6 touchdowns |
| Ben Roethlisberger | 2 games with 6 touchdowns |
| Aaron Rodgers | 2 games with 6 touchdowns |



50,000 YARDS

Tom Brady (53,258) became the sixth NFL quarterback to reach 50,000 passing yards in the win vs. Cincinnati on Oct. 5, 2014. He moved past John Elway into fifth place all-time in the win vs. Denver on Nov. 2.

| Player | Passing yards |
|---------------------|---------------|
| 1. Brett Favre | 71,838 |
| 2. Peyton Manning | 69,691 |
| 3. Dan Marino | 61,361 |
| 4. Drew Brees | 56,033 |
| 5. Tom Brady | 53,258 |
| 6. John Elway | 51,475 |
| 7. Warren Moon | 49,325 |
| 8. Fran Tarkenton | 47,003 |
| 9. Vinny Testaverde | 46,233 |
| 10. Drew Bledsoe | 44,611 |

FRANCHISE LEADING PASSER

PATRIOTS ALL-TIME LEADING PASSERS

| PLAYER | YEARS | ATT | COMP | YARDS |
|------------------|----------------|--------------|--------------|---------------|
| Tom Brady | 2000-14 | 7,168 | 4,551 | 53,258 |
| Drew Bledsoe | 1993-01 | 4,518 | 2,544 | 29,657 |
| Steve Grogan | 1975-90 | 3,593 | 1,879 | 26,886 |

MOST CAREER TOUCHDOWN PASSES

Brady is one of five NFL players with at least 390 career touchdowns.

MOST CAREER TOUCHDOWN PASSES

(regular season only) Bold indicates active players

| RANK | NAME | TOUCHDOWNS |
|-----------|-----------------------|------------|
| 1. | Peyton Manning | 530 |
| 2. | Brett Favre | 508 |
| 3. | Dan Marino | 420 |
| 4. | Drew Brees | 396 |
| 5. | Tom Brady | 392 |
| 6. | Fran Tarkenton | 342 |
| 7. | John Elway | 300 |
| 8. | Warren Moon | 291 |
| 9. | Johnny Unitas | 290 |
| 10. | Vinny Testaverde | 275 |



TOM BRADY

NEWS & NOTES

BRADY RACKS UP PASSING YARDS

Brady has 64 NFL games with 300 or more yards passing and the Patriots are 53-11 in those games. He is one of five players with sixty 300-yard games.

NFL QUARTERBACK 300-YARD GAMES (*ACTIVE)

PLAYER 300-YARD GAMES

| | |
|-------------------|-----------|
| Peyton Manning* | 91 |
| Drew Brees* | 86 |
| Tom Brady* | 64 |
| Dan Marino | 63 |
| Brett Favre | 62 |
| Kurt Warner | 52 |
| Dan Fouts | 51 |
| Warren Moon | 49 |
| Tony Romo* | 45 |

Brady had a career-best eleven 300-yard games in the 2011 season, tied for third in NFL history behind Drew Brees (13 in 2011) and Peyton Manning (12 in 2013).

TOM BRADY'S RECORD AS A STARTER

| | REG. SEASON | PLAYOFFS | TOTAL |
|----------------|---------------|-------------|---------------|
| Overall | 160-47 | 21-8 | 181-55 |
| Home: | 90-14 | 14-3 | 104-17 |
| Road: | 70-33 | 7-5* | 77-38 |

By Yardage Total

| | | | |
|----------------|-------|------|-------|
| Less than 200: | 35-15 | 4-1 | 39-16 |
| 200-299: | 72-21 | 11-5 | 83-26 |
| 300 or more: | 53-11 | 6-2 | 59-13 |

Other Records

| | | | |
|------------------------|--------|------|--------|
| On Artificial Turf: | 96-14 | 10-5 | 106-19 |
| Temp Below 40: | 34-5 | 11-2 | 45-7 |
| Thanksgiving or later: | 61-13 | 21-8 | 82-21 |
| Leading at Halftime: | 122-15 | 14-4 | 136-19 |
| Leading after 3 Qtrs: | 131-8 | 13-3 | 144-11 |
| Overtime: | 9-2 | 1-0 | 10-2 |
| Passer rating >100.0: | 88-6 | 10-0 | 98-6 |

*Includes six Super Bowls at neutral sites

TOP QB HOME STARTING RECORDS (MIN. 50 STARTS) SINCE 1970 MERGER (INCLUDES POSTSEASON)

| PLAYER | TEAM(S) | W | L | T | PCT. |
|------------------|-----------|------------|-----------|----------|-------------|
| Tom Brady | NE | 104 | 17 | 0 | .859 |
| Terry Bradshaw | PIT | 75 | 14 | 0 | .843 |
| John Elway | DEN | 104 | 25 | 0 | .806 |

37 GAME-WINNING DRIVES

Brady has 37 game-winning drives in the fourth quarter or overtime in the regular season.

MOST GAME WINNING DRIVES IN THE FOURTH QUARTER OR OVERTIME (Regular Season)

| PLAYER | TEAMS | 4TH QTR GAME-WINNING DRIVES |
|---------------------|--------------------|-----------------------------|
| 1. Peyton Manning | IND/DEN | 51 |
| 2. Dan Marino | Miami | 47 |
| 3. Brett Favre | GB/NYJ/MIN | 43 |
| 4. John Elway | Denver | 40 |
| 5. Tom Brady | New England | 37 |
| 6. Warren Moon | HOU/MIN/SEA/KC | 35 |

BRADY'S COMEBACKS

Brady has engineered 47 career game-winning performances to lead his team to a victory from a fourth-quarter deficit or tie..

| DATE | OPP. | TIME REMAINING | | PASSING STATISTICS | | | | | | |
|----------|--------|----------------|---------|--------------------|-----|-----|----|-----|------------|--|
| | | SCORE | IN REG. | ATT | CMP | YDS | TD | INT | FINAL | |
| 02/01/15 | SEA** | 14-24 | 15:00 | 15 | 13 | 124 | 2 | 0 | 28-24 | |
| 01/10/15 | BAL* | 28-28 | 15:00 | 8 | 9 | 72 | 1 | 0 | 35-31 | |
| 12/21/14 | at NYJ | 10-13 | 15:00 | 6 | 3 | 26 | 0 | 1 | 17-13 | |
| 12/07/14 | at SD | 13-14 | 15:00 | 8 | 7 | 112 | 1 | 0 | 23-14 | |
| 12/08/13 | CLE | 3-19 | 15:00 | 20 | 16 | 142 | 2 | 0 | 27-26 | |
| 12/01/13 | at HOU | 21-24 | 15:00 | 12 | 8 | 87 | 0 | 0 | 34-31 | |
| 11/24/13 | DEN | 21-24 | 15:00 | 19 | 12 | 100 | 1 | 0 | (ot) 34-31 | |
| 10/13/13 | NO | 23-27 | 1:13 | 5 | 7 | 70 | 1 | 0 | 30-27 | |
| 09/08/13 | at BUF | 20-21 | 4:31 | 7 | 7 | 36 | 0 | 0 | 23-21 | |
| 10/21/12 | NYJ | 23-26 | 1:37 | 9 | 13 | 95 | 0 | 0 | (ot) 29-26 | |
| 09/30/12 | at BUF | 21-21 | 15:00 | 7 | 4 | 78 | 2 | 0 | 52-28 | |
| 01/22/12 | BAL* | 16-20 | 15:00 | 6 | 3 | 20 | 0 | 1 | 23-20 | |
| 12/24/11 | MIA | 17-17 | 15:00 | 11 | 8 | 120 | 0 | 0 | 27-24 | |
| 10/16/11 | DAL | 13-16 | 5:13 | 9 | 11 | 87 | 1 | 0 | 20-16 | |
| 12/19/10 | GB | 21-27 | 13:49 | 6 | 5 | 82 | 1 | 0 | 31-27 | |
| 11/25/10 | at DET | 24-24 | 15:00 | 5 | 5 | 86 | 2 | 0 | 45-24 | |
| 10/17/10 | BAL | 10-20 | 14:53 | 24 | 16 | 156 | 1 | 1 | (ot) 23-20 | |
| 09/14/09 | BUF | 13-24 | 5:32 | 13 | 11 | 112 | 2 | 0 | 25-24 | |
| 12/29/07 | at NYG | 23-28 | 15:00 | 12 | 8 | 130 | 1 | 0 | 38-35 | |
| 12/03/07 | at BAL | 17-24 | 14:25 | 17 | 7 | 113 | 1 | 0 | 27-24 | |
| 11/25/07 | PHI | 24-28 | 15:00 | 16 | 11 | 109 | 0 | 0 | 31-28 | |
| 11/04/07 | at IND | 10-20 | 9:42 | 10 | 8 | 144 | 2 | 0 | 24-20 | |
| 01/14/07 | at SD* | 13-21 | 8:35 | 14 | 9 | 122 | 1 | 1 | 24-21 | |
| 12/03/06 | DET | 13-21 | 13:07 | 15 | 14 | 101 | 0 | 0 | 28-21 | |
| 11/26/06 | CHI | 10-10 | 14:46 | 7 | 6 | 98 | 1 | 0 | 17-13 | |
| 09/10/06 | BUF | 14-17 | 15:00 | 6 | 3 | 58 | 0 | 1 | 19-17 | |
| 11/13/05 | at MIA | 15-16 | 2:53 | 2 | 2 | 76 | 1 | 0 | 23-16 | |
| 10/30/05 | BUF | 7-16 | 10:07 | 4 | 4 | 69 | 0 | 0 | 21-16 | |
| 10/09/05 | at ATL | 28-28 | 3:52 | 2 | 2 | 17 | 0 | 0 | 31-28 | |
| 09/25/05 | at PIT | 10-13 | 14:19 | 12 | 12 | 167 | 0 | 0 | 23-20 | |
| 02/06/05 | PHI** | 14-14 | 15:00 | 4 | 2 | 33 | 0 | 0 | 24-21 | |
| 10/03/04 | at BUF | 17-17 | 15:00 | 4 | 2 | 8 | 1 | 0 | 31-17 | |
| 02/01/04 | CAR** | 29-29 | 1:08 | 5 | 4 | 47 | 0 | 0 | 32-29 | |
| 01/10/04 | TEN* | 14-14 | 15:00 | 11 | 6 | 27 | 0 | 0 | 17-14 | |
| 11/30/03 | at IND | 31-31 | 10:21 | 6 | 3 | 31 | 1 | 0 | 38-34 | |
| 11/23/03 | at HST | 13-20 | 3:11 | 14 | 10 | 133 | 1 | 0 | (ot) 23-20 | |
| 11/03/03 | at DEN | 23-26 | 2:51 | 4 | 5 | 58 | 1 | 0 | 30-26 | |
| 10/19/03 | at MIA | 13-13 | 15:00 | 10 | 7 | 147 | 1 | 0 | (ot) 19-13 | |
| 10/05/03 | TEN | 24-27 | 4:40 | 1 | 1 | 15 | 0 | 0 | 38-30 | |
| 12/29/02 | MIA | 13-24 | 4:59 | 13 | 8 | 69 | 1 | 0 | (ot) 27-24 | |
| 11/10/02 | at CHI | 19-30 | 5:16 | 14 | 9 | 116 | 2 | 0 | 33-30 | |
| 09/22/02 | KC | 38-38 | 0:00 | 5 | 4 | 46 | 0 | 0 | (ot) 41-38 | |
| 02/03/02 | STL** | 17-17 | 1:21 | 8 | 5 | 53 | 0 | 0 | 20-17 | |
| 01/19/02 | OAK* | 3-13 | 15:00 | 27 | 20 | 138 | 0 | 0 | (ot) 16-13 | |
| 12/16/01 | at BUF | 6-9 | 5:57 | 13 | 9 | 116 | 0 | 0 | (ot) 12-9 | |
| 12/02/01 | at NYJ | 14-16 | 15:00 | 7 | 6 | 56 | 0 | 0 | 17-16 | |
| 10/14/01 | SD | 16-26 | 8:48 | 18 | 13 | 130 | 1 | 0 | (ot) 29-26 | |

^Statistics are from the time noted until the end of the game * Divisional Playoffs ** Super Bowl

BRADY IS STREAKING

Tom Brady enters the season with a streak of 108 consecutive starts and is the only quarterback in NFL history with two separate streaks of 100-plus starts.

MOST CONSECUTIVE STARTS BY AN NFL QB

| Games | QB |
|------------|---------------------------------|
| 321 | Brett Favre (1992-2010) |
| 227 | Peyton Manning (1998-2011) |
| 178 | Eli Manning (2004-present) |
| 153 | Philip Rivers (2006-present) |
| 128 | Tom Brady (2001-2008) |
| 127 | Joe Flacco (2008-present) |
| 123 | Ron Jaworski (1977-1984) |
| 110 | Joe Ferguson (1977-1984) |
| 108 | Tom Brady (2009-present) |



TOM BRADY

NEWS & NOTES

LATE GAME WINNER

Brady now has seven career games in which he threw a game-winning touchdown pass in the final minute of the game to turn a Patriots deficit into a Patriots win.

11/10/02 at Chicago* **W** **33-30**

The Patriots trailed 30-25 when Brady threw a 20-yard touchdown to David Patten with 21 seconds left to give the Patriots a 33-30 win.

*-Champaign, Ill.

11/3/03 at Denver **W** **30-26**

The Patriots trailed 26-23 when Brady threw an 18-yard touchdown to David Givens with 30 seconds left to give the Patriots a 30-26 win.

12/3/07 at Baltimore **W** **27-24**

The Patriots trailed 24-20 when Brady threw an 8-yard touchdown to Jabar Gaffney with 44 seconds left to give the Patriots a 27-24 win.

9/14/09 vs. Buffalo **W** **25-24**

The Patriots trailed 24-19 when Brady threw a 16-yard touchdown to Ben Watson with 50 seconds left to give the Patriots a 25-24 win.

10/16/11 vs. Dallas **W** **20-16**

The Patriots trailed 16-13 when Brady threw an 8-yard touchdown pass to Aaron Hernandez with 22 seconds left to give the Patriots a 20-16 win.

10/13/13 vs. New Orleans **W** **30-27**

The Patriots trailed 27-23 when Brady threw a 17-yard touchdown pass to Kenbrell Thompkins with five seconds left to give the Patriots a 30-27 win.

12/08/13 vs. Cleveland **W** **27-26**

The Patriots trailed 26-21 when Brady threw a 1-yard touchdown pass to Danny Amendola with 31 seconds left to give the Patriots a 27-26 win.

RECORD TITLE HOLDER

Tom Brady earned his NFL record 12th division championship in 2014.

QUARTERBACK **CAREER DIVISION TITLES**

| | |
|------------------|-----------|
| Tom Brady | 12 |
| Peyton Manning | 11 |
| Joe Montana | 9 |

12-WIN SEASONS

Since entering the NFL in 2000, Tom Brady's teams have reached 12 regular-season wins in nine different seasons, second all-time, behind Peyton Manning.

STARTING QB'S WITH THE MOST 12-WIN REGULAR SEASONS IN NFL HISTORY

| PLAYER | SEASONS |
|------------------|----------------|
| Peyton Manning | 11 |
| Tom Brady | 9 |
| Brett Favre | 6 |
| John Elway | 4 |
| Jim Kelly | 4 |

MOST WINS IN 200 STARTS

Brady had 155 career regular-season wins in his first 200 regular-season starts (155-45, .775). Brady has more wins than any other quarterback in his first 200 regular-season starts. Peyton Manning is second with 136 victories in his first 200 starts.

MOST WINS BY A STARTING QB THROUGH 200 REGULAR SEASON STARTS

| Quarterback | Wins Through 200 Starts |
|--------------------|--------------------------------|
| Tom Brady | 155 |
| Peyton Manning | 136 |
| Dan Marino | 125 |
| John Elway | 124 |

SIXTH TO REACH 4,000 COMPLETIONS

Tom Brady (4,551) is one of six players in NFL history to reach 4,000 completions.

MOST PASS COMPLETIONS IN NFL HISTORY

| | |
|---------------------|--------------|
| 1. Brett Favre | 6,300 |
| 2. Peyton Manning | 5,927 |
| 3. Dan Marino | 4,967 |
| 4. Drew Brees | 4,937 |
| 5. Tom Brady | 4,551 |
| 6. John Elway | 4,123 |
| 7. Warren Moon | 3,988 |

THIRD FASTEST TO 4,000 COMPLETIONS

Tom Brady has now completed 4,551 passes over his career in the regular season, becoming just the sixth player (third fastest) in NFL history to achieve the feat.

GAMES PLAYED TO 4,000 CAREER COMPLETIONS

| | |
|------------------|------------|
| Drew Brees | 169 |
| Peyton Manning | 183 |
| Tom Brady | 187 |
| Dan Marino | 193 |
| Brett Favre | 196 |
| John Elway | 227 |

BRADY HAS SIXTH-BEST QB RATING

| PLAYER | YEARS | TEAM | RATING |
|------------------|----------------|-----------------|---------------|
| Aaron Rodgers | 2005-14 | Green Bay | 106.0 |
| Tony Romo | 2004-14 | Dallas | 97.6 |
| Peyton Manning | 1998-14 | IND/DEN | 97.5 |
| Steve Young | 1985-99 | TB/SF | 96.8 |
| Tom Brady | 2000-14 | Patriots | 95.9 |
| Philip Rivers | 2004-14 | San Diego | 95.7 |

MOST TD THROWS COACH/QB TANDEM

Tom Brady has thrown 392 career touchdowns under head coach Bill Belichick, the most touchdowns among any head coach/starting quarterback tandem.

MOST TDS/QB TANDEM
(Regular Season Only)

| Quarterback/Head Coach | Team | Touchdowns |
|---------------------------------|-------------|-------------------|
| Tom Brady/Bill Belichick | NE | 392 |
| Dan Marino/Don Shula | MIA | 352 |
| Drew Brees/Sean Payton | NO | 273 |
| Len Dawson/Hank Stram | KC | 232 |

BRADY BEATS EVERYBODY

Since the win vs. Denver on Nov. 2, 2014, no NFL team can claim a winning record against Tom Brady. Conversely, Peyton Manning has a losing record against five teams and Brett Favre had a losing record against seven teams in his career. Brady has a career .500 record against five teams and a winning regular-season record against 26 teams.

He is undefeated against eight teams - Atlanta (4-0), Chicago (4-0), Dallas (3-0), Detroit (4-0), Jacksonville (4-0), Minnesota (4-0), Philadelphia (3-0) and Tampa Bay (3-0). Brady is most successful against Buffalo, with a 23-3 career record and the non-divisional team he has beaten the most is Indianapolis (9-3).



TOM BRADY

NEWS & NOTES

NO PLACE LIKE HOME

Tom Brady made his 100th home start against Chicago on Oct. 26, 2014. The win over Chicago gave Brady an 87-13 home record in his first 100 home starts, the best in NFL history since the merger among a quarterback with at least 50 starts.

BEST HOME REGULAR SEASON STARTING RECORDS (MINIMUM 40 STARTS)

| Player | Record |
|------------------|---------------------|
| Tom Brady | 90-14 (.865) |
| Terry Bradshaw | 67-12 (.848) |
| Roger Staubach | 49-10 (.831) |
| Aaron Rodgers | 42-9 (.824) |
| John Elway | 92-23 (.805) |
| Joe Flacco | 45-11 (.804) |

BEST HOME REGULAR SEASON STARTING RECORD IN FIRST 100 STARTS

| Player | Record |
|------------------|-----------------------------------------------------|
| Tom Brady | 87-13 (.870) in his first 100 starts at home |
| Brett Favre | 82-18 (.820) in his first 100 starts at home |
| John Elway | 77-23 (.770) in his first 100 starts at home |
| Peyton Manning | 74-26 (.740) in his first 100 starts at home |

WINNINGEST COACH/QB TANDEM

Bill Belichick and Tom Brady have the best winning percentage among a head coach/starting quarterback tandem since the 1970 merger. The tandem's 159 wins are the most wins by any coach-QB tandem since the 1970 AFL-NFL merger.

WINNINGEST COACH/QB TANDEM SINCE 1970

(Regular Season Only – by winning percentage)

| Quarterback/Head Coach | Team | W | L | T | Pct. |
|---------------------------------|-----------|------------|-----------|----------|-------------|
| Tom Brady/Bill Belichick | NE | 160 | 47 | 0 | .773 |
| Ken Stabler/John Madden | OAK | 60 | 19 | 1 | .756 |
| Jim McMahon/Mike Ditka | CHI | 46 | 15 | 0 | .754 |
| Peyton Manning/Tony Dungy | IND | 73 | 24 | 0 | .753 |

WINNINGEST COACH/QB TANDEM SINCE 1970

(Regular Season Only – by victories)

| Quarterback/Head Coach | Team | W | L | T | Pct. |
|---------------------------------|-----------|------------|-----------|----------|-------------|
| Tom Brady/Bill Belichick | NE | 160 | 47 | 0 | .773 |
| Dan Marino/Don Shula | MIA | 116 | 68 | 0 | .630 |
| Terry Bradshaw/Chuck Noll | PIT | 107 | 51 | 0 | .601 |

MOST STARTS UNDER ONE HC

Tom Brady made his 185th career start at Carolina on Nov. 18, 2013, all under Bill Belichick. It is the most starts by a quarterback under one head coach in NFL history. Brady surpassed Dan Marino, who had 184 career starts under head coach Don Shula. Brady now has 207 career starts under Belichick.

BRADY BEATS BUFFALO

Tom Brady owns a 23-3 record against the Buffalo Bills. He has more wins against Buffalo than any other NFL team. The New York Jets are second with 20 wins. Brady's 23 wins against Buffalo are tied for the second most wins by a quarterback against an opponent.

MOST WINS BY A STARTING QUARTERBACK AGAINST AN OPPONENT

| Player | Wins |
|------------------|--------------------------------|
| Brett Favre | 26 wins against Detroit |
| Tom Brady | 23 wins against Buffalo |
| Brett Favre | 23 wins against Chicago |
| Dan Marino | 22 wins against Indianapolis |

NFL RECORD FOR ATTEMPTS BETWEEN INTS

Tom Brady attempted 358 consecutive regular season passes without an interception, a streak spanning from Oct. 17, 2010-Sept. 1, 2011. Brady eclipsed Bernie Kosar's record of 308 pass attempts on Dec. 26, 2010 at Buffalo.

MOST CONSECUTIVE PASS ATTEMPTS WITHOUT AN INTERCEPTION

| 358 | Tom Brady (Patriots) | 2010-11 |
|-----|-----------------------------|---------|
| 308 | Bernie Kosar (Cleveland) | 1990-91 |
| 294 | Bart Starr (Green Bay) | 1964-65 |
| 279 | Jeff George (IND/ATL) | 1993-94 |
| 277 | Rich Gannon (Oakland) | 2001 |
| 271 | Jason Campbell (Washington) | 2007-08 |

12 GAMES WITH 300 YARDS, 4 TDS & 0 INTS

Tom Brady had his 12th NFL game with 300 yards, four touchdowns and no interceptions vs. Chicago (10/26/14), second in NFL history to the 15 such games by Drew Brees.

SECOND IN DISTINCT HONOR

Tom Brady has earned 24 AFC Player of the Week honors, second in NFL history Peyton Manning's 27 honors. Brady was named AFC Offensive Player of the Month for October in 2014. It was his seventh AFC Player of the Month honor, second to Manning's eight.

CAREER PLAYER OF THE WEEK AWARDS

| Player | Career | Team | POW Awards |
|------------------|---------------------|------------------------|------------|
| Peyton Manning | 1998-present | Colts/Broncos | 27 |
| Tom Brady | 2000-present | Patriots | 24 |
| Dan Marino | 1983-1999 | Dolphins | 18 |
| Brett Favre | 1991-2010 | Packers, Jets, Vikings | 16 |
| John Elway | 1983-1998 | Broncos | 15 |

BRADY SHINES ON MONDAY NIGHT

Brady has thrown 43 touchdown passes on "Monday Night Football", the third-most in NFL history.

CAREER TOUCHDOWN PASSES ON MONDAY NIGHT FOOTBALL

| Player | TD Passes on MNF | Games |
|------------------|------------------|-----------|
| Dan Marino | 74 | 38 |
| Brett Favre | 69 | 38 |
| Tom Brady | 43 | 19 |
| Steve Young | 42 | 25 |
| Peyton Manning | 38 | 18 |
| Joe Montana | 36 | 20 |



TOM BRADY

NEWS & NOTES

THREE TD; NO INT

Tom Brady is second in NFL history with 41 games with three or more touchdowns and no interceptions. The Patriots are 40-1 (.976) in such games.

PLAYER MOST GAMES WITH 3+ TD PASSES AND 0 INT.

| | |
|------------------|-----------|
| Peyton Manning | 51 |
| Tom Brady | 41 |
| Brett Favre | 36 |
| Drew Brees | 35 |
| Aaron Rodgers | 30 |

GREAT WHEN IT'S LATE

Tom Brady has the most wins of any starting quarterback in the final four games of the regular season since the 1970 merger.

| QUARTERBACK | W-L RECORD | WIN PCT. |
|------------------|-------------|-------------|
| Philip Rivers | 30-6 | .833 |
| Tom Brady | 43-9 | .827 |
| Roger Staubach | 24-6 | .800 |
| Joe Montana | 35-12 | .745 |
| Steve McNair | 28-10 | .737 |

200 GAME CLUB

Tom Brady played in his 200th NFL game for the Patriots in the win vs. the N.Y. Jets (10/16) and is one of three Patriots with 200 games played.

| Player | Games Played |
|------------------|--------------|
| Bruce Armstrong | 212 |
| Tom Brady | 209 |
| Julius Adams | 206 |

SECOND PATRIOT WITH 200 STARTS

Tom Brady (207) is the second New England Patriots player to start in at least 200 games. Patriots Hall of Fame OL Bruce Armstrong started in 212 games during his career.

ELITE COMPANY

Tom Brady (207 starts in the regular season and 29 postseason starts) and Pro Football Hall of Famer Jerry Rice (284 regular season starts and 29 postseason starts) are the only NFL players with at least 200 regular-season starts and at least 25 postseason starts.

MOST VALUABLE PLAYERS

MOST ASSOCIATED PRESS NFL MVP AWARDS

| | |
|------------------|---------------------------|
| Peyton Manning | 5* |
| Brett Favre | 3 |
| Tom Brady | 2* (2007 and 2010) |
| Joe Montana | 2 |
| Aaron Rodgers | 2* |
| Johnny Unitas | 2 |
| Kurt Warner | 2 |
| Steve Young | 2 |
| *Active | |

STELLAR IN NOVEMBER

QUARTERBACKS WITH THE BEST RECORDS IN NOVEMBER IN SUPER BOWL ERA (MIN. 20 STARTS)

| Player | Record in November | Win PCT. |
|------------------|--------------------|-------------|
| Daryle Lamonica | 19-4-2 | .826 |
| Tony Romo | 26-6 | .813 |
| Jim McMahon | 18-5 | .783 |
| Tom Brady | 38-12 | .760 |
| Joe Flacco | 22-9 | .710 |

BRADY BIG IN DECEMBER

Tom Brady is 48-8 (.857) in December, the best record in December among quarterbacks with at least 20 starts. Roger Staubach is second (17-3, .850). Among active quarterbacks, Philip Rivers is second with a 31-9 record (.775).

FAVORABLE FINAL FOUR

Brady is 43-9 as a starter in the final four games of the season, including 3-1 in 2014.

BEST RECORD AS A STARTING QUARTERBACK IN FINAL FOUR GAMES OF SEASON

| QUARTERBACK | W-L RECORD | WIN PCT. |
|------------------|-------------|-------------|
| Philip Rivers | 30-6 | .833 |
| Tom Brady | 43-9 | .827 |
| Roger Staubach | 24-6 | .800 |
| Joe Montana | 35-12 | .745 |
| Steve McNair | 28-10 | .737 |



BRADY GOES LONG

Brady owns seven of the nine 4,000-yard passing seasons in Patriots history. Brady had 4,109 passing yards in 2014.

PATRIOTS TOP PASSING YARDS/SEASON

| YARDS | PLAYER | YEAR |
|--------------|------------------|-------------|
| 5,235 | Tom Brady | 2011 |
| 4,827 | Tom Brady | 2012 |
| 4,806 | Tom Brady | 2007 |
| 4,555 | Drew Bledsoe | 1994 |
| 4,398 | Tom Brady | 2009 |
| 4,343 | Tom Brady | 2013 |
| 4,110 | Tom Brady | 2005 |
| 4,109 | Tom Brady | 2014 |
| 4,086 | Drew Bledsoe | 1996 |



TOM BRADY

NEWS & NOTES



BRADY THROWS FOR THIRD-HIGHEST TOTAL

Tom Brady threw for 432 yards vs. Pittsburgh (11/03/13), marking the fifth time in Brady's career that he has eclipsed the 400-yard mark, the third-highest single-game mark of his career.

MOST PASSING YARDS IN A GAME IN PATRIOTS HISTORY

| Player | Date | Opp | Att | Cmp | Yds | TD | Int |
|------------------|-----------------|-------------|-----------|-----------|------------|----------|----------|
| Tom Brady | 9/12/11 | MIA | 48 | 32 | 517 | 4 | 1 |
| Tom Brady | 12/16/12 | SF | 65 | 36 | 443 | 1 | 2 |
| Tom Brady | 11/03/13 | PITT | 33 | 23 | 432 | 4 | 0 |
| Drew Bledsoe | 11/13/94 | MIN | 70 | 45 | 426 | 3 | 0 |
| Drew Bledsoe | 11/23/98 | MIA | 54 | 28 | 423 | 2 | 2 |
| Tom Brady | 9/18/11 | SD | 40 | 31 | 423 | 3 | 0 |

50-YARD DOUBLE DOWN

Brady has thrown at least two 50-yard passes in the same game eight times in his career. His career best came in 2009 with three 50-yard strikes in one game.

BRADY'S GAMES WITH AT LEAST TWO 50-YARD PASSES

10/9/05 @ Atlanta

-55t (3Q) Bethel Johnson
-51 (1Q) Deion Branch

1/14/06 @ Denver *AFC Divisional Playoff Round

-73 (4Q) Deion Branch
-51 (2Q) Andre' Davis

12/31/06 @ Tennessee

-62t (3Q) Reche Caldwell
-52 (1Q) Corey Dillon

12/9/07 vs. Pittsburgh

-63t (2Q) Randy Moss
-56t (3Q) Jabar Gaffney >Flea-flicker w/R. Moss

11/15/09 @ Indianapolis

-63t (2Q) Randy Moss
-55 (1Q) Randy Moss

12/06/09 @ Miami

-58t (1Q) Randy Moss
-58 (2Q) Wes Welker
-81t (3Q) Sam Aiken

11/22/12 @ NY Jets

-83t (2Q) Shane Vereen
-56t (2Q) Julian Edelman

11/03/13 vs. Pittsburgh

-57 (2Q) Danny Amendola
-81t(4Q) Aaron Dobson

THE BRADY SIX

Tom Brady was the seventh quarterback selected in the 2000 NFL Draft

QUARTERBACKS TAKEN IN THE 2000 NFL DRAFT

| Rd | Pick | Player | Taken By |
|----------|------------|-------------------|--------------------|
| 1 | 18 | Chad Pennington | NY Jets |
| 3 | 65 | Giovanni Carmazzi | San Francisco |
| 3 | 75 | Chris Redman | Baltimore |
| 5 | 163 | Tee Martin | Pittsburgh |
| 6 | 168 | Marc Bulger | New Orleans |
| 6 | 183 | Spergon Wynn | Cleveland |
| 6 | 199 | Tom Brady | New England |

BRADY HANGS 50

Brady and the Patriots knocked off Chicago, 51-23, on Oct. 26, 2014, the seventh time that New England scored at least 50 points in a game started by Brady, moving past Pro Football Hall of Famer Len Dawson (6) for the most in NFL history.

| Date | Opponent | Score |
|----------|------------------|-------|
| 10/28/07 | vs. Washington | 52-7 |
| 11/18/07 | at Buffalo | 56-10 |
| 10/18/09 | vs. Tennessee | 59-0 |
| 9/30/12 | at Buffalo | 52-28 |
| 11/18/12 | vs. Indianapolis | 59-24 |
| 11/03/13 | vs. Pittsburgh | 55-31 |
| 10/26/14 | vs. Chicago | 51-23 |

SPREADING THE WEALTH

Brady completed passes to 10 different receivers in the win at Buffalo (10/12/14). It was the 10th time in his career he has completed passes to 10 different receivers in a game and the first time since 12/8/13 vs. Cleveland.

300 IN A HALF

Brady had his fourth 300-yard half and his third 300-yard second half after throwing for 323 yards in the second half vs. Cleveland on Dec. 8, 2013.

| YARDS | GAME | HALF |
|------------|---------------------------------|-----------------|
| 367 | vs. San Francisco (12-16-12) | 2nd half |
| 345 | vs. Tennessee (10-18-09) | 1st half |
| 323 | vs. Cleveland (12-08-13) | 2nd half |
| 306 | at Miami (9-12-11) | 2nd half |



PATRIOTS OFFENSIVE NOTES

WR DANNY AMENDOLA

WEARING TROY BROWN'S #80 JERSEY

When Danny Amendola joined the Patriots in the 2013 offseason, he was assigned jersey #80, the same number worn by Patriots' Hall of Famer Troy Brown, who finished his career as the team's all-time leading receiver and is punt returner.

Said Amendola on wearing Brown's jersey #80: "I talked to [Troy Brown] a little bit before I came here. I told him he's one of the greatest ever, and it's an honor to wear No. 80. I'm going to try to represent it the best I can."

RB BRANDON BOLDEN

BETTER THAN AVERAGE

RB Brandon Bolden's 8.6-yard average at Buffalo (9/30/12) is tied for the third highest ever in a single game for the Patriots among running backs with at least 15 rushing attempts. Bolden earned the FedEx Ground Player of the Week for his performance.

HIGHEST RUSHING AVERAGE/SINGLE GAME (MIN. 15 RUSHING ATTEMPTS)

| Player | Average |
|-----------------------|------------------------------------------------|
| Curtis Martin | 9.6 (17-164 vs. Washington, Oct. 13, 1996) |
| Tony Collins | 9.2 (23-212 vs. N.Y. Jets, Sept. 18, 1983) |
| Sammy Morris | 8.6 (16-138 vs. Denver, Oct. 20, 2008) |
| Jim Nance | 8.6 (17-146 at Houston, Dec. 11, 1966) |
| Brandon Bolden | 8.6 (16-137 at Buffalo, Sept. 30, 2012) |
| Stevan Ridley | 8.5 (15-127 at St. Louis, Oct. 28, 2012) |

FOOTBALL FAMILY TRADITION

Bolden's grandfather, Frank Pitts, played 10 years in the NFL (1965-74) as a receiver for Kansas City, Cleveland and Oakland. He was with Kansas City for two Super Bowls, losing Super Bowl I and winning Super Bowl IV. Said Bolden about his grandfather, "I remember being six years old, him popping in a high-light film of Super Bowl I and IV. I've seen that tape at least 500 times."

BOLDEN BLOCK PARTY

Brandon Bolden blocked his first NFL punt in the second quarter at San Diego (12/7/14) to give the Patriots a first down at the Chargers 25-yard line. It was the Patriots first blocked punt since Patrick Chung blocked a punt at Miami on Oct. 4, 2010.

RB JAMES DEVELIN

IVY LEAGUE JOURNEY

An Ivy League defensive lineman standout at Brown, James Develin graduated in 2010 with a degree in chemical engineering and began lining up interviews with companies he felt might be best suited for the technical skills. However, Develin wanted to give football one last shot, and play in the NFL.

"Football is something that is not around your entire life," Develin told *The Boston Globe*. "I knew if I didn't give it my best shot to play football as a career, that I'd always regret it." Develin made the most of his opportunity by switching positions to fullback. Following stints in the Arena Football League and the now defunct United Football League, Develin caught on with the Cincinnati Bengals practice squad and eventually worked his way to the Patriots 53-man roster full-time in 2013.

WR JULIAN EDELMAN

RECORD RETURNER

WR Julian Edelman set a franchise record with his fourth career punt returned for a touchdown when he returned a punt 84 yards for a touchdown vs. Denver on Nov. 2, 2014. He set a franchise record with a 94-yard punt return touchdown vs. Miami (1/2/11). The previous longest punt return was an 89-yard touchdown return by Mike Haynes vs. Buffalo (11/7/76). He also returned punts for touchdowns vs. Kansas City (11/21/11 - 72 yards) and vs. Indianapolis (11/18/12 - 68 yards). Edelman is now tied for second-most punt return touchdowns in the NFL since 2010.



Most Punt Return Touchdowns/Patriots Career

4 Julian Edelman

3 Troy Brown

3 Irving Fryar

2 Mike Haynes

MOST PUNT RETURN TOUCHDOWNS IN THE NFL SINCE 2010

| | | |
|-----------------------|------------|----------|
| Devin Hester | CHI/ATL | 7 |
| Julian Edelman | NE | 4 |
| Patrick Peterson | ARZ | 4 |
| Ted Ginn, Jr. | SF/CAR/ARZ | 3 |
| Dexter McCcluster | TEN | 3 |
| Leodis McKelvin | BUF | 3 |
| Darren Sproles | SD/NO/PHI | 3 |
| Antonio Brown | PIT | 3 |



PATRIOTS OFFENSIVE NOTES

NOT YOUR AVERAGE RETURNER

Edelman has returned 132 punts for 1,616 yards during his career and is first in team history and tied for fifth in NFL history with a 12.2 average. Edelman finished first in the AFC and second in the NFL with a 12.0 punt return average in 2014. Philadelphia's Darren Sproles (13.0) was first in the NFL.

HIGHEST PUNT RETURN AVERAGE, PATRIOTS CAREER (20 Returns)

| Player | Punt Rt Avg. | Year |
|-----------------------|--------------|----------------------------|
| Julian Edelman | 12.2 | 2009-14 (132-1,616) |
| Mack Herron | 12.0 | 1973-75 (74-888) |
| Carl Garrett | 11.3 | 1969-72 (43-487) |
| Wes Welker | 10.4 | 2007-12 (114-1,185) |

HIGHEST PUNT RETURN AVERAGE IN THE NFL (75 Returns)

| Player | Punt Rt Avg. | Year |
|-------------------------------------|-------------------------|-----------------------|
| George McAfee (Chicago) | 12.8 (112-1,431) | (1940-41, 1945-1950) |
| Jack Christiansen (Detroit) | 12.8 (85-1,084) | (1951-58) |
| Claude Gibson (SD/OAK) | 12.6 (110-1,381) | (1961-65) |
| Devin Hester (Chicago/Atlanta) | 12.3 (282-3,481) | (2006-present) |
| Julian Edelman (NE) | 12.2 (132-1,616) | (2009-present) |
| Bill Dudley (PITT/DEN/WAS) | 12.2 (124-1,515) | (1942-53) |
| Rick Upchurch (DEN) | 12.1 (248-3,008) | (1975-83) |
| Desmond Howard (WAS/JAC/GB/OAK/DET) | 11.9 (244-2,895) | (1992-2002) |
| Billy Johnson (HOU/ATL/WAS) | 11.8 (282-3,317) | (1974-88) |

ANOTHER TEAM RECORD

Edelman had a 47-yard run in the fourth quarter vs. Indianapolis (11/18/12). It is the longest run ever by a Patriots receiver, topping Troy Brown's 35-yard run vs. Tampa Bay on (9/3/00).

FROM STANDOUT QB TO WR

Edelman began his college football career with a year at the College of San Mateo (Calif.) before transferring to Kent State where as a senior he completed 56 percent of his passes (153 of 275 passes for 1,820 yards) with 13 touchdowns. He was also the leading rusher, gaining 1,551 yards on 215 attempts (an average of 7.5 yards per carry) and scoring 13 touchdowns. His offensive numbers broke Kent State's single-season record for total offense set by Joshua Cribbs in 2003. Said head coach Bill Belichick on the versatility of Edelman: "He played the quarterback position in college at Kent State and all the positions really that he's played in the NFL – covering kicks, returning kicks, slot receiver, outside receiver, slot defender – he didn't do any of those things in college. I think that really speaks to his versatility and how much he's grown as a player and how many things he's learned how to do that he really didn't have much experience with in college. I'd say that's pretty unusual, especially to be as competent in them as he is."

RETURNS PILING UP

Julian Edelman is in fourth place in team history with 132 punt returns.

MOST PUNT RETURNS IN PATRIOTS HISTORY

| Player | Punt Returns |
|--------------------------|--------------|
| 1. Troy Brown | 252 |
| 2. Irving Fryar | 206 |
| 3. David Meggett | 142 |
| 4. Julian Edelman | 132 |
| 5. Wes Welker | 114 |
| 6. Mike Haynes | 111 |

Edelman is in third place in team history with 1,616 punt return yards.

MOST PUNT RETURN YARDS IN PATRIOTS HISTORY

| Player | Punt Return Yards |
|--------------------------|-------------------|
| 1. Troy Brown | 2,625 |
| 2. Irving Fryar | 2,055 |
| 3. Julian Edelman | 1,616 |
| 3. David Meggett | 1,438 |
| 5. Wes Welker | 1,185 |

BEST PUNT RETURN AVERAGE IN A SEASON

Edelman has the two best punt return averages in a single season in New England history. In 2010, Edelman led the AFC and finished second in the NFL with a 15.3 punt return average. Chicago's Devin Hester led the NFL with a 17.1-yard average.

PATRIOTS BEST PUNT RETURN AVERAGE/SEASON (MIN. 15 RETURNS)

| PLAYER | PR AVG. | YEAR |
|-----------------------|-------------|-------------|
| Julian Edelman | 15.5 | 2012 |
| Julian Edelman | 15.3 | 2010 |
| Mack Herron | 14.8 | 1974 |
| Troy Brown | 14.2 | 2001 |

EDELMAN'S BIG RETURN

Julian Edelman had an 84-yard punt return for a touchdown in the second quarter vs. Denver on Nov. 2, 2014. It was Edelman's 13th career punt return of 30 yards or more.

MOST 30-YARD PUNT RETURNS IN PATRIOTS HISTORY

| Player | 30-yard returns |
|-----------------------|-----------------|
| Troy Brown | 14 |
| Julian Edelman | 13 |
| Irving Fryar | 13 |
| Mike Haynes | 13 |



PATRIOTS OFFENSIVE NOTES

EDELMAN TAKES HIS FATHER'S ADVICE

If there is one thing Julian Edelman has never lacked, it's athletic ability. A dual-threat quarterback at Kent State and former baseball standout in high school, Edelman once wowed Toronto Blue Jays players with his impressive footwork while fielding ground balls in an appearance at batting practice in 2011.

This natural ability may have been overlooked by NFL scouts, who let him fall to the Patriots in the seventh round of the 2009 NFL Draft. Edelman remains focused on the lessons his father, Frank Edelman, taught him at a young age. "I'm still constantly trying to learn," Edelman told *The Boston Herald*. "My dad always put it in my head, when you're green, you're growing, when you're ripe, you're lost. When you're done learning, you're done."

EDELMAN VERY RECEPTIVE

Julian Edelman has 197 receptions over the last two seasons (2013-14), the third most in the NFL over that time frame.

| <u>Player</u> | <u>Receptions</u> |
|----------------------------------|-------------------|
| Antonio Brown (Pittsburgh) | 239 |
| Demaryius Thomas (Denver) | 203 |
| Julian Edelman (Patriots) | 197 |
| Andre Johnson (Houston) | 194 |

EDELMAN HITS THE CENTURY MARK

Edelman finished the 2013 season fourth in the NFL with 105 receptions to join Wes Welker (2007-09, 11-12) and Troy Brown (2001) as the only Patriots to reach 100 receptions in a season. Edelman averaged 6.4 receptions per game in 2013. Edelman finished eighth in the NFL in 2014 with 92 receptions despite missing the final two games. He joins Troy Brown and Wes Welker as the only Patriots with consecutive 90-catch seasons.

PATRIOTS PLAYERS WITH 100 RECEPTIONS

| <u>Player</u> | <u>Receptions</u> | <u>Season</u> |
|-----------------------|-------------------|---------------|
| Wes Welker | 123 | 2009 |
| Wes Welker | 122 | 2011 |
| Wes Welker | 118 | 2012 |
| Wes Welker | 112 | 2007 |
| Wes Welker | 111 | 2008 |
| Julian Edelman | 105 | 2013 |
| Troy Brown | 101 | 2001 |

EDELMAN ECLIPSES 1,000-YARDS

Edelman finished the 2013 season with 1,056 receiving yards to become the 10th Patriots player to register a 1,000-yard season. He finished the 2014 season with 972 yards despite missing the final two games.

1,000-YARD RECEIVING SEASONS IN PATRIOTS HISTORY

| <u>Player</u> | <u>Yards</u> | <u>Season</u> |
|-----------------------|--------------|---------------|
| Wes Welker | 1,569 | 2011 |
| Randy Moss | 1,493 | 2007 |
| Stanley Morgan | 1,491 | 1986 |
| Wes Welker | 1,354 | 2012 |
| Wes Welker | 1,348 | 2009 |
| Rob Gronkowski | 1,327 | 2011 |
| Randy Moss | 1,264 | 2009 |
| Troy Brown | 1,199 | 2001 |
| Wes Welker | 1,175 | 2007 |
| Ben Coates | 1,174 | 1994 |
| Wes Welker | 1,165 | 2008 |
| Terry Glenn | 1,147 | 1999 |
| Terry Glenn | 1,132 | 1996 |
| Rob Gronkowski | 1,124 | 2014 |
| Julian Edelman | 1,056 | 2013 |
| Stanley Morgan | 1,029 | 1981 |
| Irving Fryar | 1,014 | 1991 |
| Harold Jackson | 1,013 | 1979 |
| Randy Moss | 1,008 | 2008 |
| Stanley Morgan | 1,002 | 1979 |





PATRIOTS OFFENSIVE NOTES

EDELMAN GOES LONG

WR Julian Edelman set a career-high with a 69-yard touchdown in the fourth quarter at San Diego (12/7/14). His previous best was a 56-yard touchdown at the New York Jets on Nov. 22, 2012. Edelman's 69-yard touchdown was the longest of the season for the Patriots. Tom Brady threw a 56-yard touchdown pass to WR Brandon LaFell at Buffalo on Oct. 12.

EDELMAN GOES OVER 100

Edelman finished with eight receptions for a career-high 141 yards at San Diego (12/7/14) for his fifth career 100-yard game and his first of the 2014 season.



GAROPPOLO FIRSTS

Jimmy Garoppolo saw his first game action at Kansas City (9/29/14) and engineered a 7-play, 81-yard drive that included a 37-yard pass to WR Brandon LaFell before he culminated the drive with a 13-yard touchdown pass to TE Rob Gronkowski.



GRAY MATTERS

RB Jonas Gray set a team record with four rushing touchdowns at Indianapolis (11/16/14), his first touchdowns of his career, in his second NFL start. LeGarrette Blount set a Patriots postseason record with four rushing touchdowns vs. Indianapolis in the 2013 AFC Divisional Playoff game.

Most Rushing TDs in a regular Season Game/Patriots

4 Jonas Gray at Indianapolis, Nov. 16, 2014

3 Corey Dillon vs. Detroit, Dec. 3, 2006

3 Curtis Martin vs. Miami, Nov. 3, 1996

3 Mose Tatupu at LA Rams, Dec. 11, 1983

3 Tony Collins vs. NY Jets, Sept. 18, 1983

3 Sam Cunningham at Buffalo, Oct. 20, 1974

Additionally, Gray tied the team record for most overall TDs in a single game in team history.

Most Touchdowns in a Game/Patriots History

4 Jonas Gray at Indianapolis, Nov. 16, 2014 (4-rush)

4 Randy Moss at Buffalo, Nov. 18, 2007 (4-receiving)

3 25 times in team history

GRAY CAREER DAY

Gray had his first 100-yard day in the NFL after gaining 201 yards on 37 carries for a 5.4-yard average at Indianapolis (11/16/14). He had 14 carries for 100 yards and two touchdowns in the first half alone. Gray is the third Patriots player to reach 200 yards rushing in a game.

MOST RUSHING YARDS IN A GAME/PATRIOTS

212 Tony Collins vs. NY Jets, Sept. 18, 1983

208 Jim Nance vs. Oakland, Oct. 30, 1966

201 Jonas Gray at Indianapolis, Nov. 16, 2014

199 Curtis Martin vs. NY Jets, Sept. 14, 1997

196 Robert Edwards at St. Louis, Dec. 13, 1998

189 LeGarrette Blount vs. Buffalo, Dec. 29, 2013

185 Jim Nance vs. Buffalo, Sept. 24, 1967

177 Don Calhoun vs. Denver, Nov. 28, 1976

GRAY IN THE (END) ZONE

Gray capped an 11-play, 89-yard drive with his first NFL touchdown on a 4-yard run on the Patriots first offensive drive of the game at Indianapolis (11/16/14). He scored his second touchdown on a 2-yard run in the second quarter. He scored his third touchdown on a 2-yard run in the third quarter and added his fourth touchdown on a 1-yard run in the fourth quarter.

100 YARDS IN EACH HALF

Gray became the first Patriots player to ever have at least 100 yards rushing in each half at Indianapolis (11/21). He gained 100 yards in the first half and 101 yards in the second half. The Patriots have had two other players with 200 yard games - Tony Collins 212 (128 first half, 84 second half) on Sept. 18, 1983 vs. NY Jets and Jim Nance 208 (159 first half, 49 second half) on Oct. 30, 1966 vs. Oakland.

GRAY MAKES HISTORY

Gray is the first NFL player to score his first four career rushing touchdowns in one game since Herb Henderson of the Evansville Crimson Giants in 1921.

MOVING THE CHAINS

Gray had 15 rushing first downs at Indianapolis (11/16/14) to tie an NFL single-game record. Corey Dillon in 1997 with Cincinnati and Edgerrin James in 2000 with Indianapolis also had 15 rushing first downs in a game. Gray set the Patriots team mark, besting 10 rushing first downs by Curtis Martin (two times) and Stevan Ridley (two times).




PATRIOTS OFFENSIVE NOTES

TE ROB GRONKOWSKI

RECEIVING YARDS RECORD

Rob Gronkowski finished the 2011 season with 1,327 receiving yards, surpassing San Diego's Kellen Winslow's 1980 record of 1,290 receiving yards for most receiving yards in a season by a tight end. He is the ninth NFL tight end and the first Patriots tight end with two 1,000-yard seasons.



MOST RECEIVING YARDS BY TIGHT END IN THE NFL

| Player | Yards | Year |
|----------------------------|--------------|-------------|
| Rob Gronkowski | 1,327 | 2011 |
| Jimmy Graham (NO) | 1,310 | 2011 |
| Kellen Winslow (SD) | 1,290 | 1980 |
| Tony Gonzalez (KC) | 1,258 | 2004 |
| Todd Christensen (Raiders) | 1,247 | 1983 |
| Jimmy Graham (NO) | 1,215 | 2013 |
| Jackie Smith (STL) | 1,205 | 1967 |
| Tony Gonzalez (KC) | 1,203 | 2000 |
| Pete Retzlaff (PHI) | 1,190 | 1965 |
| Ben Coates (NE) | 1,174 | 1994 |

MOST RECEIVING YARDS BY A PATRIOTS TIGHT END

| Player | Yards | Year |
|-----------------------|--------------|-------------|
| Rob Gronkowski | 1,327 | 2011 |
| Ben Coates | 1,174 | 1994 |
| Rob Gronkowski | 1,124 | 2014 |
| Ben Coates | 915 | 1995 |
| Aaron Hernandez | 910 | 2011 |
| Marv Cook | 808 | 1991 |
| Don Hasselbeck | 808 | 1981 |

MOST RECEPTIONS BY A PATRIOTS TIGHT END

| Player | Rec. | Year |
|-----------------------|-----------|-------------|
| Ben Coates | 96 | 1994 |
| Rob Gronkowski | 90 | 2011 |
| Ben Coates | 84 | 199 |
| Rob Gronkowski | 82 | 2014 |
| Marv Cook | 82 | 1991 |

BRADY TO GRONK ON REPEAT

THE MOST TD CONNECTIONS BETWEEN A QB AND A TE IN NFL HISTORY

| Quarterback | Tight End | Team | TD Connections |
|------------------|-----------------------|--------------------|----------------|
| Philip Rivers | Antonio Gates | San Diego | 72 |
| Tom Brady | Rob Gronkowski | New England | 53 |
| Drew Brees | Jimmy Graham | New Orleans | 51 |
| Drew Bledsoe | Ben Coates | New England | 45 |
| Peyton Manning | Dallas Clark | Indianapolis | 44 |
| Sonny Jurgensen | Jerry Smith | Washington | 43 |
| Dan Fouts | Kellen Winslow | San Diego | 41 |
| John Elway | Shannon Sharpe | Denver | 41 |

GRONKOWSKI JOINS ELITE TE CLUB

Rob Gronkowski has eclipsed 1,000 yards receiving and 10+ touchdowns for the second time in his career, joining Jimmy Graham as the only other tight end in NFL history with two 1,000-yard and double-digit TD seasons.

TIGHT ENDS WITH TWO 1,000-YARD RECEIVING AT 10+TD SEASONS

| Player | Team | Season | Rec. Yards | Touchdowns |
|-----------------------|-----------|-------------|--------------|------------|
| Rob Gronkowski | NE | 2011 | 1,327 | 17 |
| Jimmy Graham | NO | 2011 | 1,310 | 11 |
| Jimmy Graham | NO | 2013 | 1,215 | 16 |
| Rob Gronkowski | NE | 2014 | 1,124 | 12 |

300 RECEPTIONS FOR GRONK

TE Rob Gronkowski reached 300 career receptions and now has 308 receptions. He is the ninth Patriots player to reach 300 career receptions. Gronkowski is ninth on the Patriots reception list. WR Deion Branch is eighth with 328 receptions.

SPECIAL CONNECTION

Rob Gronkowski and Tom Brady have connected on 53 touchdown passes, for the most touchdown connections in Patriots history.

THE MOST TD CONNECTIONS IN PATRIOTS HISTORY

| Quarterback | Player | TD Connections |
|------------------|-----------------------|----------------|
| Tom Brady | Rob Gronkowski | 53 |
| Drew Bledsoe | Ben Coates | 45 |
| Tom Brady | Randy Moss | 39 |
| Steve Grogan | Stanley Morgan | 39 |

GRONKOWSKI IS STREAKING

Gronkowski has caught at least one pass in all 65 regular-season games that he has played in his career. The only game that Gronkowski has played in at the NFL level where he did not have at least one reception was the 2012 AFC Divisional Playoff game vs. Houston when he left the game in the first quarter with an injury.

LONGEST CURRENT STREAKS OF CONSECUTIVE GAMES WITH A RECEPTION BY TIGHT ENDS

| |
|----------------------------------------|
| 103 Jason Witten (Dallas) |
| 103 Owen Daniels (Houston/Baltimore) |
| 97 Heath Miller (Pittsburgh) |
| 65 Rob Gronkowski (New England) |

TIGHT END TD RECORD I

Gronkowski set an NFL record for most touchdowns by a tight end with 18 overall touchdowns in 2011 (17 receiving and 1 rushing). In addition to his 17 touchdown receptions, Gronkowski scored on a lateral in the third quarter vs. Indianapolis (12/4/11), credited as his first career rushing play.

MOST TOTAL TDs BY A TIGHT END IN A SINGLE NFL SEASON

| | | | | |
|-----------|-----------------------|-----------|-------------|--------------------------|
| 18 | Rob Gronkowski | NE | 2011 | (17 pass, 1 rush) |
| 16 | Jimmy Graham | NO | 2013 | (16 pass) |
| 13 | Vernon Davis | SF | 2013 | (13 pass) |
| 13 | Vernon Davis | SF | 2009 | (13 pass) |
| 13 | Antonio Gates | SD | 2004 | (13 pass) |

MOST TD RECEPTIONS BY A TIGHT END IN A SINGLE NFL SEASON

| | | | |
|-----------|-----------------------|-----------|-------------|
| 17 | Rob Gronkowski | NE | 2011 |
| 16 | Jimmy Graham | NO | 2013 |
| 13 | Vernon Davis | SF | 2013 |
| 13 | Vernon Davis | SF | 2009 |
| 13 | Antonio Gates | SD | 2004 |



PATRIOTS OFFENSIVE NOTES

FIRST TIGHT END TO SCORE A RUSH TD

Gronkowski scored a 2-yard touchdown on a lateral from Tom Brady in the third quarter vs. Indianapolis (12/4/11), becoming the first tight end in Patriots history to score a rushing touchdown. Gronkowski is the first NFL tight end to score a rushing touchdown since Tennessee's Bo Scaife had a 31-yard scoring run against Baltimore on Nov. 12, 2006. He is the first tight end since the 1970 merger to have two receiving touchdowns and a rushing touchdown in the same game.



DIVIDE AND GRONK-ER

Rob Gronkowski has 55 career touchdowns overall (54 receiving, 1 rushing), which ranks second in team history to the 68 total touchdowns by Stanley Morgan. He stands alone with the most TDs by a Patriots tight end.

MOST CAREER TOUCHDOWNS BY A PATRIOTS PLAYER

| Player | Touchdowns |
|--------------------------|-----------------------------|
| 1. Stanley Morgan | 68 (67 rec, 1 ret) |
| 2. Rob Gronkowski | 55 (54, rec, 1 rush) |
| 3. Ben Coates | 50 |
| 4. Randy Moss | 50 |
| 5. Sam Cunningham | 49 |
| 6. Jim Nance | 46 |
| 7. Tony Collins | 44 |

MOST TOUCHDOWN RECEPTIONS BY A PATRIOTS PLAYER

| Player | Touchdowns |
|--------------------------|------------|
| 1. Stanley Morgan | 67 |
| 2. Rob Gronkowski | 54 |
| 2. Ben Coates | 50 |
| 2. Randy Moss | 50 |

MOST RECEIVING TOUCHDOWNS BY A PATRIOTS TIGHT END

| Player | TD | Years |
|-----------------------|-----------|---------------------|
| Rob Gronkowski | 54 | 2010-Present |
| Ben Coates | 50 | 1991-99 |
| Russ Francis | 28 | 1975-80, 87-88 |
| Ben Watson | 20 | 2004-09 |

TIGHT END TD RECORD II

Gronkowski became the first tight end in NFL history to have three consecutive 10-plus touchdown seasons (10 in 2010, 18 in 2011 and 11 in 2012). He also became the first tight end in NFL history with four seasons of 10 touchdowns after catching his 10th touchdown pass of the 2014 season at San Diego on Dec. 7, 2014. Antonio Gates reached four seasons with 10-touchdowns after recording his 10th touchdown the following week.

NFL TIGHT ENDS WITH MOST 10-PLUS TOUCHDOWN SEASONS

| | |
|----------------|-------------------------------------------------------|
| Rob Gronkowski | 4 (10 in 2010, 18 in 2011, 11 in 2012 and 12 in 2014) |
| Antonio Gates | 4 (13 in 2004, 10 in 2005, 10 in 2010 and 12 in 2014) |
| Tony Gonzalez | 3 |
| Jimmy Graham | 3 |
| Dallas Clark | 2 |
| Vernon Davis | 2 |
| Shannon Sharp | 2 |
| Wesley Walls | 2 |
| Julius Thomas | 2 |

GRONKOWSKI REACHES CAREER MILESTONE

Rob Gronkowski reached 50 career touchdown receptions in his 59th career regular-season game to tie Randy Moss for the second-fastest player in NFL history to reach 50 touchdown receptions. Pro Football Hall of Famer Lance Alworth (54 games) is the fastest player in NFL annals to reach the milestone. Gronkowski also surpassed the record for fewest games by a tight end to reach 50 career touchdown catches.

NFL RECORD / FEWEST GAMES TO REACH 50 TOUCHDOWN CATCHES

| Player | Games to reach 50 TD Rec. |
|-----------------------|---------------------------|
| Lance Alworth | 54 |
| Rob Gronkowski | 59 |
| Randy Moss | 59 |
| Jerry Rice | 61 |
| Tommy McDonald | 63 |
| Bob Hayes | 66 |



PATRIOTS OFFENSIVE NOTES

FASTEST TE TO 50 TD

Gronkowski recorded his 50th career touchdown reception in his 59th career game - 33 games (or two full seasons) earlier than the next fastest tight end. Antonio Gates reached 50 touchdown receptions in 92 games. Additionally, Gronkowski is the fifth player in NFL history to have 50 or more touchdown catches in his first five seasons, joining Jerry Rice, Randy Moss, Lance Alworth and Andre Rison.

THREE STRAIGHT 10-TD SEASONS

Gronkowski had three straight 10-touchdown seasons (10 in 2010, 18 in 2011 and 11 in 2012). Gronkowski joins Randy Moss (2007, 2008 and 2009) and Corey Dillon (2004, 2005, 2006) as the only Patriots with three straight 10-plus touchdown seasons. He is the first Patriots with four 10-plus touchdown seasons overall after reaching 12 touchdowns in 2014.

CONSECUTIVE 10-PLUS TD SEASONS / PATRIOTS HISTORY

3 Rob Gronkowski - 2010, 2011, 2012

3 Randy Moss - 2007, 2008, 2009

3 Corey Dillon - 2004, 2005, 2006

2 BenJarvus Green-Ellis - 2010, 2011

2 Curtis Martin - 1995, 1996

MOST 10-PLUS TOUCHDOWN SEASONS / PATRIOTS HISTORY

4 Rob Gronkowski - 2010, 2011, 2012 and 2014

3 Randy Moss - 2007, 2008, 2009

3 Corey Dillon - 2004, 2005, 2006

2 BenJarvus Green-Ellis - 2010, 2011

2 Curtis Martin - 1995, 1996

2 Stanley Morgan - 1979, 1986

DOUBLE-DIGIT TD SEASONS

Gronkowski is the first tight end in NFL history to have three straight 10-plus touchdown seasons.

CONSECUTIVE 10-PLUS TD SEASON BY A TE/NFL HISTORY

3 Rob Gronkowski 10 in 2010, 18 in 2011, 11 in 2012

2 Antonio Gates 13 in 2004 and 10 in 2005

FASTEST TO 20 TDS

Gronkowski reached the 20-touchdown mark in just 26 career games, the fewest games among tight ends in NFL history.

TEs TO REACH 20 TD REC. IN THE FEWEST GAMES

| Player | Team | Games to 20 TD catches |
|-----------------------|-----------------|------------------------|
| Rob Gronkowski | Patriots | 26 |
| Mike Ditka | Chicago | 31 |
| Kellen Winslow | San Diego | 35 |
| Antonio Gates | San Diego | 37 |

GRONKOWSKI REACHES 1,000 YARDS

Rob Gronkowski reached 1,000 yards on a 34-yard reception in the third quarter vs. Miami (12/14/14) and finished the year with 1,124 receiving yards, tops among NFL tight ends. It is his second career 1,000-yard season. He had an NFL tight end record of 1,327 yards in 2011. Gronkowski is the first New England tight end to record two 1,000-yard seasons and the ninth NFL tight end with at least two career 1,000-yard seasons

NFL TIGHT ENDS WITH AT LEAST TWO 1,000-YARD SEASONS

| | |
|-----------------------|----------|
| Tony Gonzalez | 4 |
| Jason Witten | 4 |
| Kellen Winslow, Sr. | 3 |
| Shannon Sharpe | 3 |
| Todd Christensen | 3 |
| Rob Gronkowski | 2 |
| Antonio Gates | 2 |
| Jimmy Graham | 2 |
| Ozzie Newsome | 2 |

MOST TD CATCHES BY A PATS TE

MOST TD CATCHES IN A SEASON BY A PATRIOTS TE

| Player | Year | Rec | Yds | Avg | Lg | TD |
|-----------------------|-------------|-----------|--------------|-------------|------------|-----------|
| Rob Gronkowski | 2011 | 90 | 1327 | 14.7 | 52t | 17 |
| Rob Gronkowski | 2014 | 82 | 1,124 | 13.7 | 46t | 12 |
| Rob Gronkowski | 2012 | 55 | 790 | 14.4 | 41 | 11 |
| Rob Gronkowski | 2010 | 42 | 546 | 13 | 28 | 10 |
| Ben Coates | 1996 | 62 | 682 | 11 | 84t | 9 |

Gronkowski finished the 2011 season with 90 receptions, posting the 15th season with 90 or more receptions by a tight end in NFL history

SECOND TO ONE

Gronkowski finished the 2011 season with 18 overall touchdowns (17 receiving, 1 rushing), passing Curtis Martin (17 overall in 1996) for the second highest single-season total in Patriots history.

PATRIOTS RECORD BOOK / MOST TOUCHDOWNS IN A SEASON

| Player | Season | TDs |
|-----------------------|-------------|-----------|
| Randy Moss | 2007 | 23 |
| Rob Gronkowski | 2011 | 18 |
| Curtis Martin | 1996 | 17 |

FINDING A WAY TO SCORE

Rob Gronkowski has the highest touchdown per reception percentage in NFL history among players with at least 200 receptions and 50 touchdowns since the 1970 merger.

| Player, Team | Rec | TD | Pct. |
|------------------------------------|------------|-----------|-------------|
| Rob Gronkowski, New England | 308 | 54 | 17.5 |
| Mike Quick, Philadelphia | 363 | 61 | 16.8 |
| Wesley Walker, New York Jets | 438 | 71 | 16.2 |
| Randy Moss, MIN, OAK, NE, TEN, SF | 982 | 156 | 15.9 |



PATRIOTS OFFENSIVE NOTES

SCORING EARLY AND OFTEN

Gronkowski has 55 touchdowns in 65 career games through four-plus seasons, averaging 0.846 touchdowns per game, which is good for the eighth highest touchdown per game rate in NFL history.

MOST TDS PER GAME (MIN: 50 GAMES)

| Player | TDs | Games | Rate |
|-----------------------|-----------|-----------|--------------|
| Jim Brown | 126 | 118 | 1.068 |
| LaDainian Tomlinson | 162 | 170 | 0.953 |
| Steve Van Buren | 77 | 83 | 0.928 |
| Shaun Alexander | 112 | 123 | 0.911 |
| Don Hutson | 105 | 116 | 0.905 |
| Arian Foster | 65 | 72 | 0.903 |
| Adrian Peterson | 91 | 104 | 0.875 |
| Rob Gronkowski | 55 | 65 | 0.846 |

ALL-PURPOSE PLAYER

In 2011, Gronkowski became the second tight end in NFL history to rush for a touchdown, catch a touchdown, record a tackle and return a kickoff in the same season. Bo Scaife was the first to accomplish the feat in 2006 with Tennessee.

FASTEST TO 40 TOUCHDOWNS

Gronkowski scored his 40th touchdown reception on a 9-yard pass from Tom Brady at Carolina on Nov. 18, 2013 in his 47th NFL game, becoming the fastest tight end to reach 40 touchdowns.

FASTEST TO 40 TOUCHDOWNS RECEIVING/ TIGHT END

| Player | Games to 40 touchdown receptions |
|----------------------------|----------------------------------|
| Rob Gronkowski (NE) | 47 Games |
| Jimmy Graham (NO) | 61 Games |
| Antonio Gates (SD) | 71 Games |
| Jerry Smith (WAS) | 76 Games |
| Kellen Winslow SR. (SD) | 92 Games |
| Dallas Clark (IND) | 96 Games |
| Tony Gonzalez (KC) | 101 Games |

MOST TDS SINCE 2010

Gronkowski's 54 touchdown receptions since the start of the 2010 season are second behind with Dez Bryant (56) for most in the NFL. Gronkowski's 55 overall touchdowns are fourth since 2010, behind Arian Foster (62), Marshawn Lynch (62) and Dez Bryant (58).

MOST TOUCHDOWN RECEPTIONS SINCE 2010

| Player | Touchdowns |
|-----------------------|------------|
| Dez Bryant | 56 |
| Rob Gronkowski | 54 |
| Calvin Johnson | 53 |
| Jimmy Graham | 51 |

MOST TOUCHDOWNS RECEPTIONS BY A TIGHT END SINCE 2010

| Player | Touchdowns |
|-----------------------|------------|
| Rob Gronkowski | 54 |
| Jimmy Graham | 51 |
| Antonio Gates | 40 |
| Vernon Davis | 33 |
| Jason Witten | 30 |
| Tony Gonzalez | 29 |
| Greg Olsen | 27 |

END ZONE DOUBLE DOWN

Gronkowski's seven games with two or more touchdowns in 2011 are an NFL record for a tight end. Antonio Gates (San Diego in 2004) and Jerry Smith (Washington in 1967) each had four two-touchdown games. Gronkowski has 12 such games in his NFL career.

MOST GAMES WITH 2+ TD RECEPTIONS/SEASON

| | | |
|----------|----------------------------------|-------------|
| 8 | Randy Moss (Patriots) | 2007 |
| 7 | Rob Gronkowski (Patriots) | 2011 |
| 7 | Cris Carter (Minnesota) | 1995 |
| 7 | Jerry Rice (San Francisco) | 1987 |

GRONKOWSKI HAS 15 CAREER 100-YARD GAMES

Gronkowski registered his 15th career 100-yard game and his third of the 2014 season in the win vs. Denver (11/02/14). He has the team mark for the most 100-yard games by a tight end.

MOST 100-YARD GAMES BY A PATRIOTS TIGHT END

| Player | 100-Yard Games |
|-----------------------|----------------|
| Rob Gronkowski | 15 |
| Ben Coates | 9 |

ALL IN THE FAMILY

Gronkowski grew up playing football against his brothers in the backyard. Two of his brothers have NFL playing experience. Dan Gronkowski, finished the 2011 season with Cleveland after spending part of the season with the Patriots. He also spent time with Detroit (2009) and Denver (2010). Chris was with San Diego in 2013 after spending 2012 with Denver, 2010 with Dallas and 2011 with Indianapolis. The Gronkowskis are among 23 different sets of three brothers to have played in the NFL and join nine other families with at least three brothers in the NFL playing at the same time.

| Family | Brothers | Yr. in NFL at Same Time |
|-------------------|----------------------------------|-------------------------|
| Gronkowski | Rob, Dan, Chris | 2010-2011 |
| Baldinger | Brian, Gary, Rich | 1986-88, 90-92 |
| Browner | Joey, Keith, Ross | 1984-87 |
| Olsen | Merlin, Phil, Orrin | 1976 |
| Saul | Rich, Bill, Ron | 1970 |
| Richardson | Gloster, Tom, Willie | 1969 |
| Rooney | Bill, Cobb, Joe | 1924-27 |
| Kinderdine | Hobby, Shine, Walt | 1924 |
| Nesser | Al, Frank, Fred, John, Phil, Ted | 1921 |

IN GOOD COMPANY

In 2011, Rob Gronkowski joined Dallas Clark, Jimmy Graham, Tony Gonzalez and Todd Christiansen, as the only tight ends in NFL history with 90-plus receptions, 1,000-plus yards and 10-plus touchdown receptions in a single season.

TIGHT ENDS WITH 90-PLUS RECEPTIONS, 1000-PLUS YARDS AND 10-PLUS TOUCHDOWNS IN A SEASON

| Player | Rec. | Yards | TDs | Year |
|----------------------------|-----------|--------------|-----------|-------------|
| Rob Gronkowski (NE) | 90 | 1,327 | 17 | 2011 |
| Jimmy Graham (NO) | 99 | 1,310 | 11 | 2011 |
| Dallas Clark (IND) | 100 | 1,106 | 10 | 2009 |
| Tony Gonzalez (KC) | 96 | 1,058 | 10 | 2008 |
| Todd Christensen (LAR) | 92 | 1,247 | 12 | 1983 |



PATRIOTS OFFENSIVE NOTES



LAFELL FINDS THE END ZONE

WR Brandon LaFell scored his first touchdown with the Patriots on a 44-yard touchdown pass from Tom Brady in the third quarter at Kansas City (9/29/14).

HITTING THE CENTURY MARK

LaFell finished the game against Kansas City (9/29/14) with six receptions for 119 yards for his first 100-yard day as a Patriot and the third 100-yard day of his career. He had his fourth career 100-yard day vs. Chicago (10/26), setting a career-high with 11 receptions for 124 yards.

TWICE AS NICE

WR Brandon LaFell scored two touchdowns on an 18-yard pass and a 56-yard pass in the fourth quarter at Buffalo on Oct. 12, 2014. It was his second two-touchdown game of his career. He had two touchdowns with Carolina vs. the New York Giants on Sept. 22, 2013. He added his third two-touchdown game at Green Bay on Nov. 30.

CAREER DAY FOR LAFELL

Brandon LaFell had 11 receptions for 124 yards vs. Chicago (10/26/14), setting career highs in each category. LaFell's 11 topped his previous career high of seven receptions last season for Carolina when they played New England on Nov. 18, 2013. His 124 yards topped his previous career high of 119 yards, set at Kansas City on Sept. 29, 2014.

LAFELL REWRITES PERSONAL RECORD BOOK

Brandon LaFell set career high season marks in receptions, yards and touchdowns in 2014. He finished the 2014 season with 74 receptions for 953 yards and seven touchdowns. LaFell's previous high in receptions was 49 in 2013, his previous best in yards was 677 in 2012 and his previous best in touchdowns was five in 2013.



LIKE FATHER LIKE SON

Matthew Slater is one of 10 sons of Hall of Fame members to be drafted in NFL history.

HALL OF FAME FATHERS WITH SONS DRAFTED IN THE NFL

Jackie Slater (class of 2001) – son, Matthew Slater (NE)

Bobby Bell (class of 1983) – son, Bobby Bell (NYJ)

Tony Dorsett (class of 1994) – son, Anthony Dorsett (HOU)

Bob Griese (class of 1990) – son, Brian Griese (DEN)

Russ Grimm (class of 2010) – son, Cody Grimm (TB)

Howie Long (class of 2000) – son, Chris Long (STL)
son, Kyle Long (CHI)

Bruce Matthews (class of 2007) – son, Jake Matthews (ATL)

Don Shula (class of 1997) – son, Mike Shula (TB)

Kellen Winslow (class of 1995) – son, Kellen Winslow (CLE)

ALL-STAR COMBINATION

Matthew Slater was voted to his fourth straight Pro Bowl in 2014. His father, Jackie Slater, went to seven Pro Bowls. The Slater family's 11 combined Pro Bowls are the second most among father-son contingents to have been voted to at least one Pro Bowl each.

MOST FATHER AND SON PRO BOWL SELECTIONS

| <u>Players</u> | <u>Pro Bowls</u> |
|---------------------------------------------|------------------|
| Archie (2), Peyton (14) and Eli Manning (3) | 19 |
| Jackie (7) and Matthew Slater (4) | 11 |

SLATER'S EMERGENCE WAS SPECIAL

Bill Belichick acknowledged Matthew Slater's role as a gunner on special teams: "Matt is one of the best in the league," Belichick said. "Any time the punt return team has to double somebody, that makes it one less guy they can use somewhere else in the return. He almost always draws two guys out there unless they're in an eight-man rush. Most of the time, there's two guys out there — fourth-and-short, where they're trying to protect the box — but he draws a lot of double teams, and deservedly so. He does an outstanding job of covering punts."



PATRIOTS OFFENSIVE NOTES

ELECTED TEAM LEADER

Patriots wide receiver Matthew Slater has been named to four straight Pro Bowls (2011-14) for his special teams work, but perhaps more revealing of his value to New England is the fact that he was elected a captain by his teammates for the fourth straight season in 2014.

The special teams ace was willing to share his advice on being a great captain with high school football players in a story published by *The Boston Globe*. "I think first and foremost, you have to be able to put others before yourself. Being a captain and leadership is about serving, and to me, that means a great deal of sacrifice – putting aside personal agendas for the greater common goal. Leadership is equated with sacrifice. I think you have to be willing to do whatever it takes for the unit to succeed. I think you need to lead by example. A lot of times, it's about what you do, not what you say."

SLATER ON BILL BELICHICK

"Guys have really bought into what we're trying to do here and believing in the goals that we've set to accomplish. We try not to acknowledge all the noise and hype surrounding ballgames. We prepare ourselves to have success by the way we work day-in and day-out on the field and in the meeting room, but it definitely starts with our leadership on this team."



FIRST NFL TD

WR Brian Tyms scored his first NFL touchdown on a 43-yard reception from Tom Brady in the win at Buffalo (10/12/14). He entered the game with two career receptions for 12 yards in seven games. In total for 2014, Tyms had all five receptions for 82 yards, all coming against the Bills.



NATE SOLDER MAKES A GOOD CHOICE

It only took a day for Nate Solder to decide to change from his lifelong position of tight end to tackle after playing his freshman year at Colorado as a tight end. "My coaches came to me and said, 'You'd be an all right tight end, but you'd be an even better tackle,'" he told the *Boston Globe*. "I've always wanted to be great, so that's why I moved to tackle."

He added over 30 pounds after his redshirt freshman season and was named the team's starting left tackle. He played in 2,540 of 2,542 offensive plays over the next three seasons at Colorado and became an immediate contributor on the Patriots offensive line at right tackle as a rookie before moving to left tackle.



RYAN WENDELL LEADS THE NFL IN PLAY SNAPS IN 2012

Ryan Wendell played a league-high 1,249 snaps in 2012 and it helped earn him a spot on the *USA Today* All-Joe team. Said Wendell: "I think first it says a lot about the organization, our training staff and our strength training coaches, that they do everything they can all season and all off-season and during the spring to keep us healthy throughout the whole season. I think it says more about them than it does about me individually."



PATRIOTS DEFENSIVE NOTES

LB JAMIE COLLINS

JAMIE COLLINS' JOURNEY



The road to the NFL has been anything but easy for linebacker and 2013 second-round draft pick Jamie Collins. The youngest of five siblings growing up in Meadville, Miss., Collins lost both of his parents when he was six years old and was raised by one of his sisters, who was in her mid 20s.

Collins turned to football as an outlet to help him through the tough times. "It means a lot. It's my living," Collins told *The Boston Herald*. "It kept me on track." Collins' resiliency in dealing with adversity has made a lasting impact on fellow Mississippi native Stevan Ridley, who grew up 30 miles west of Meadville in Natchez, Miss., and got to know Collins through a family friend. "What I've known about him, he really has been a strong person," Ridley told the *Herald*. "Anybody that's gone through the things that he's gone through and can still find a way to be successful on the football field, you have to be mentally tough. That's what he's kind of done as a teammate here. He's come in here and accepted his role and did a pretty good job as a rookie."

COLLINS RECORDS FIRST INT

LB Jamie Collins intercepted a Kyle Orton pass in the win at Buffalo (10/12/14), marking his first regular-season interception. He had his second of the year at the Jets on Dec. 21, 2014. His first career pick came in the 2013 AFC Divisional Playoff vs. Indianapolis (1/11/14).

COLLINS' FIRST TWO-SACK GAME

LB Jamie Collins registered his first NFL two-sack game with a 9-yard sack in the first quarter and a 9-yard sack in the second quarter against San Diego (12/7/14). It was the fourth time in 2014 that a Patriots player had a multiple sack game. LB Dont'a Hightower had two sacks at Minnesota (9/14), DE Chandler Jones had two sacks at Minnesota (9/14) and DL Rob Ninkovich had three sacks at Buffalo (10/12).

TEAM LEADER

Collins had a standout second season in 2014. He led the team in total tackles (109), forced fumbles (4) and fumble recoveries (2), and tied for the team lead in interceptions (2).

LB DONT'A HIGHTOWER

WEARING BRUSCHI'S JERSEY #54

As a first round draft pick, Dont'a Hightower is used to high expectations. Hightower went to training camp with jersey #45 but was switched to jersey #54 prior to the start of his rookie year in 2012. Former LB Tedy Bruschi wore #54 for 13 seasons.

Hightower understands the importance of the number and hopes to live up to its legacy. "I definitely feel honored to be able to wear this number," Hightower said. "I've read that Tedy didn't want it to be retired and he hoped another



linebacker would come in and be able to wear this number and be able to play as well. I feel honored. Tedy was a great player, and he means a lot to this organization. I'm definitely proud to be able to wear this number."

HIGHTOWER HAS A CAREER FIRST

LB Dont'a Hightower registered his first career two-sack game at Minnesota (09/14/14).

HIGHTOWER SETS CAREER HIGH


LB Dont'a Hightower registered a 9-yard sack of Green Bay QB Aaron Rodgers (11/30/14) in the second quarter to set a career high with 4½ sacks in 2014. He finished the year with 6.0. His previous best was four sacks as a rookie in 2012.



PATRIOTS DEFENSIVE NOTES



FOLLOWING IN BROTHERS' FOOTSTEPS



Chandler Jones has two brothers, Arthur, a fifth-round NFL Draft selection by the Baltimore Ravens in 2010 (currently with the Indianapolis Colts), who was a Syracuse defensive tackle, and Jon "Bones" Jones, a UFC fighter and the former Lightweight Champion.

RACKING UP SACKS

Chandler Jones reached a career high with 11½ sacks in 2013. He had six sacks as a rookie in 2012 and had six sacks in 2014.

MOST SACKS IN THE FIRST THREE SEASONS/PATRIOTS HISTORY

| Player | Seasons | Sacks |
|-----------------------|----------------|------------------------------|
| Garin Veris | 1985-87 | 28.0 (10.0, 11.0, 7.0) |
| Andre Tippett | 1982-84 | 27 (0, 8.5, 18.5) |
| Willie McGinest | 1994-96 | 25 (4.5, 11, 9.5) |
| Chandler Jones | 2012-14 | 23.5 (6.0, 11.5, 6.0) |
| Chris Slade | 1993-95 | 22.5 (9.0, 9.5, 4.0) |
| Brent Williams | 1993-95 | 20 (7.0, 5.0, 8.0) |

JONES PILED UP SACKS IN 2013

Jones finished the 2013 season with 11½ sacks on the year. The Patriots have now had a player finish with 10 or more sacks in a season 15 times in team history.

PATRIOTS 10-PLUS SACK SEASONS

| Sacks | Player | Year |
|-------------|-----------------------|-------------|
| 12.0 | Tony McGee | 1977 |
| 10.0 | Bobby Hamilton | 1977 |
| 11.5 | Tony McGee | 1978 |
| 10.5 | Tony McGee | 1979 |
| 18.5 | Andre Tippett | 1984 |
| 16.5 | Andre Tippett | 1985 |
| 10.0 | Garin Veris | 1985 |
| 11.0 | Garin Veris | 1986 |
| 12.5 | Andre Tippett | 1987 |
| 11.0 | Willie McGinest | 1995 |
| 12.5 | Mike Vrabel | 2007 |
| 10.0 | Tully Banta-Cain | 2009 |
| 10.0 | Mark Anderson | 2011 |
| 10.0 | Andre Carter | 2011 |
| 11.5 | Chandler Jones | 2013 |

MULTIPLE SACKS FOR JONES

Jones finished with his fifth career two-sack game at Minnesota [09/14/14]. He had three two-sack games in 2013.

JONES ACHIEVES TRIFECTA

DL Chandler Jones blocked a second-quarter Minnesota [9/14/14] 48-yard field goal attempt, recovered the loose ball and returned it 58 yards for a touchdown. It was the fifth blocked field goal returned for a touchdown in Patriots history and the first returned for a touchdown since S Patrick Chung blocked a field goal attempt that was returned 35 yards for a touchdown by DB Kyle Arrington at Miami on Oct. 4, 2010. It is the second field goal block by Jones. He blocked a 39-yard attempt vs. Miami on Oct. 27, 2013. It was Jones' second career touchdown. He recovered an errant shotgun snap squibbed into the end zone at Baltimore on Dec. 22, 2013.

DEFENSIVE PLAYER OF THE WEEK

Chandler Jones was named AFC Defensive Player of the Week for his performance in the Patriots' 30-7 victory at Minnesota on Sept. 14, 2014. It was the first time in Jones' career that he has received an AFC Player of the Week honor. He was named AFC Defensive Player of the Month for November last season and NFL Defensive Rookie of the Month in September 2012.

Jones blocked a 48-yard field goal attempt and returned it 58 yards for a touchdown to give New England a 24-7 halftime lead at Minnesota [9/14]. He also finished the game with eight total tackles and his fifth career two-sack game.

The last time the Patriots earned an AFC Defensive Player of the Week honor was Week 10 of the 2011 season when Andre Carter tied a team record with four sacks at N.Y. Jets [11/13/11].



THIRD TEAM'S A CHARM

Chris Jones had an early introduction to failure in the NFL. Taken behind 37 other defensive linemen in the 2013 NFL Draft, the defensive tackle was cut by two teams over a span of just 11 days. After selecting him in the sixth round with the 198th overall pick, the Houston Texans cut Jones on Aug. 31. Jones signed with the Tampa Bay Buccaneers on Sept. 1, but lasted only 10 days, as the Buccaneers released him on Sept. 10. Rather than be deterred by these early disappointments, however, Jones maintained a positive outlook when he signed with the Patriots on Sept. 11, and it has paid off in a big way. Thrust into a starting role after key injuries to the defensive line, Jones finished his rookie season with six sacks.

Jones' sudden success may have come as a surprise to some, but not to Dave Clawson, Jones' college coach at Bowling Green. Jones was part of Clawson's first recruiting class and blossomed into an All-American and two-time captain for the Falcons. "It's hard to talk about Chris without getting a little bit emotional," Clawson told the *The Boston Herald*, "because he was that special of a player and person in our program."

JONES SAVES THE DAY; EARNS AFC HONORS

Chris Jones blocked a 58-yard field goal attempt by the Jets on the final play of the game to preserve New England's 27-25 win [10/16/14]. It was the first blocked field goal for the Patriots since Chandler Jones blocked a 48-yard try by Minnesota's Blair Walsh earlier this season. He was named AFC Special Teams Player of the Week for his performance in the victory.



PATRIOTS DEFENSIVE NOTES



DOUBLE TROUBLE: DB DEVIN McCOURTY

After being selected by the Patriots in the first round of the 2010 NFL Draft, DB Devin McCourty became part of a select group in league history. McCourty's identical twin brother, Jason, is a cornerback with Tennessee, selected in the sixth round of the 2009 NFL Draft. The two are the 12th set of twins to play in the NFL. Devin redshirted for the 2005 season and therefore was a year behind his brother in eligibility. McCourty is the second twin to suit up for the Patriots, after CB Kato Serwanga was a member of the team from 1998-2000. His twin brother, Wasswa, played for San Francisco and Minnesota from 1999-2001. According to McCourty's mother, the two can only be told apart by tiny scars on their faces left by chickenpox. The McCourty twins are one of two active sets of twins playing in the NFL.

[Current Twins Playing in the NFL](#)

Devin (NE) and Jason McCourty (TEN)

Maurkice (PIT) and Mike Pouncey (MIA)

McCOURTY GOES LONG

Devin McCourty had a 104-yard kickoff return for a touchdown vs. N.Y. Jets (10/21/12), the second longest kickoff return in team history. Ellis Hobbs has the longest in team history with a 108-yard return for a touchdown at N.Y. Jets on Sept. 9, 2007. He was named AFC Special Teams Player of the Week for his performance.

[Longest Kickoff return in Patriots History](#)

Ellis Hobbs 108TD at New York Jets (9-9-07)

Devin McCourty 104TD vs. New York Jets (10-21-12)

IN GOOD COMPANY

Devin McCourty earned Associated Press All-Pro Second Team honors at safety in 2013. He also earned Second Team All-Pro Honors as a rookie in 2010 when he played cornerback. McCourty joins Pro Football Hall of Famers Rod Woodson and Ronnie Lott as the only NFL players to earn All-Pro honors at both safety and cornerback.

McCOURTY REGISTERS CAREER LONG

DB Devin McCourty returned a first quarter interception 60 yards to the Minnesota (09/14/14) 1-yard line to set up a Patriots touchdown. It is the longest interception return of his career. He had a 50-yard return as a rookie in 2010 at Detroit (11/25) on Thanksgiving Day.



A NOSE FOR THE FOOTBALL

Ninkovich has more opponent fumble recoveries (13) over the last five seasons (2010-2014) than any other NFL player. J.J. Watt is second during that time with 11 opponent fumble recoveries.



CAREER DAY IN BUFFALO

Ninkovich finished with a three-sack game for the first time in his career in the win at Buffalo (10/12/14), to add to two two-sack performances vs. Miami (1/2/11) and at Carolina (11/18/13).

WHERE DID HE COME FROM?

Rob Ninkovich's journey to the Patriots was not easy. He entered the league as a fifth-round pick by the Saints in 2006 and was waived four times by New Orleans and Miami before landing in New England on Aug. 2, 2009. He spent the 2009 offseason trying to make the New Orleans team as a long snapper. Before coming to the Patriots, he had appeared in just eight games over three seasons. He doubled that total in his first year in New England, appearing in 15 games in 2009 and his role on the team has grown since, earning a starting role at linebacker in 2010 and 2011 before moving to a starting role on the defensive line in 2011.

CRAZY EIGHTS

Ninkovich raised his 2014 total to a team-high of 8.0 sacks in 2014. Ninkovich has had at least 8.0 sacks in three consecutive seasons (8.0 in 2012, 8.0 in 2013 and 8.0 in 2014), becoming the first Patriots player to have at least 8.0 sacks in three consecutive seasons since Pro Football Hall of Famer Andre Tippett achieved the feat from 1985-87 (1985, 16 1/2, 1986, 9 1/2 and 1987, 12 1/2).

NINKOVICH SCORED AS A TE IN COLLEGE

Ninkovich played some at tight end in college at Purdue and caught two touchdown passes with a 2-yard touchdown pass from Buffalo QB Kyle Orton and a 1-yard touchdown pass from former New York Giants and Indianapolis QB Curtis Painter.



PATRIOTS DEFENSIVE NOTES

DB LOGAN RYAN AND DB DURON HARMON

CLASSMATES REUNITE IN NEW ENGLAND

Defensive backs Logan Ryan and Duron Harmon are used to working together. Ryan and Harmon began their college football careers together as members of the same recruiting class at Rutgers University and developed a close friendship during their four years in Piscataway, N.J. As fate would have it, Ryan and Harmon would begin their NFL journeys together as well when the Patriots selected the two defensive backs just eight picks apart in the third round of the 2013 NFL Draft.

Reunited once again, the former Scarlet Knights are excited and eager to make their mark, just as they did at Rutgers. "We talked before the draft and said how good it would be to play on the same team again, and for it to happen again, it's exciting and it's a blessing," Harmon told *The Boston Globe*. "It's great [we're contributing], because at the end of the day you want to play, and to contribute to a team like this, it's fun."

RYAN'S FIRST PICK FOR SIX

Ryan returned his first NFL interception 79 yards for a touchdown N.Y. Jets on Oct. 20, 2013. The last Patriots player to return their first career interception for a touchdown was Kyle Arrington in 2010. The last rookie Patriots player to return their first career interception for a touchdown was James Sanders in 2005:

PATRIOTS PLAYERS TO RETURN THEIR FIRST CAREER INT FOR A TD

| <u>Season</u> | <u>Player</u> | <u>INT TD Yds</u> |
|---------------|------------------|-------------------|
| 2013 | Logan Ryan | 79 |
| 2010 | Gary Guyton | 59 |
| 2010 | Kyle Arrington | 36 |
| 2005 | James Sanders | 39 |
| 2003 | Asante Samuel | 55 |
| 1999 | Andy Katzenmoyer | 59 |
| 1996 | Willie McGinest | 46 |
| 1992 | Chris Singleton | 82 |
| 1967 | John Charles | 35 |
| 1963 | Jim Hunt | 78 |
| 1961 | Don Webb | 27 |

RYAN RETURNS... TO SCHOOL

When Logan Ryan decided to leave Rutgers and enter the NFL Draft after his redshirt junior season in 2012, he made a promise to his parents that after his rookie year, he would return to school and earn his degree.

Ryan kept his promise and graduated in the spring of 2014 with a degree in labor relations and a minor in psychology.

"I committed to Rutgers, not only as a football player, but as a student, so I was going to make sure I finished that end too," Ryan told NJ.com.

"It's a big accomplishment in my life. I held my word to my parents and stuck with it and I'm fortunate. It took a lot of work, but I was able to go back and finish and walk in graduation."

FIRST NFL SACK RESULTS IN TURNOVER

Ryan forced a fumble on his first NFL sack vs. Miami (10/27/13), a week after returning his first career interception for a touchdown. Ryan strip-sacked Ryan Tannehill, forcing a fumble recovered by Rob Ninkovich that led in to a touchdown. The play marked the second time in as many weeks that a Ryan turnover led to Patriots points.






PATRIOTS SPECIAL TEAMS NOTES

K STEPHEN GOSTKOWSKI

FRANCHISE SCORING LEADER

K Stephen Gostkowski became the Patriots all-time leader in points, passing Adam Vinatieri (1,158), in the win vs. Miami (12/14/14). Gostkowski entered the game needing five points to take the lead and reached the milestone on a 35-yard field goal in the third quarter. Gostkowski now has 1,179 total points.

| Player | Points |
|---------------------------|--------------|
| Stephen Gostkowski | 1,179 |
| Adam Vinatieri | 1,158 |
| Gino Cappelletti | 1,130 |



NFL POINTS LEADER IN 2014

Stephen Gostkowski finished first in the NFL in 2014 with 156 points, second only to his team record of 158 points in 2013. Gostkowski led the NFL in scoring in 2014 for the third straight season. He is the first NFL player with three seasons of 150 or more points.

Patriots Record for Most Points in a Season

| | |
|------------|-----------------------------------------|
| 158 | Stephen Gostkowski, 2013 |
| 156 | Stephen Gostkowski, 2014 |
| 155 | Gino Cappelletti, 1964 (includes 7 TDs) |
| 153 | Stephen Gostkowski, 2012 |
| 148 | Stephen Gostkowski, 2008 |
| 147 | Gino Cappelletti, 1961 |
| 143 | Stephen Gostkowski, 2011 |

NFL Record for Most Points by a Kicker

| | |
|------------|----------------------------------------|
| 166 | David Akers (SF) in 2011 |
| 164 | Gary Anderson (MIN) in 1998 |
| 163 | Jeff Wilkins (STL) in 2003 |
| 161 | Mark Moseley (WAS) in 1983 |
| 158 | Stephen Gostkowski (NE) in 2013 |
| 157 | Mike Vanderjagt (Indianapolis) in 2003 |
| 156 | Stephen Gostkowski (NE) in 2014 |
| 153 | Stephen Gostkowski (NE) in 2012 |

FOUR-TIME LEAGUE LEADER

Gostkowski led the NFL for the third straight season in 2014. He led the NFL with 156 total points in 2014, 158 total points in 2013, 153 points in 2012 and 148 points in 2008. He is one of three players to lead the NFL in scoring for at least four seasons.

He joins Don Hutson, Gino Cappelletti, Pat Harder and Paul Hornung as the fifth player to lead the NFL in scoring for at least three straight seasons.

NFL Record for Most Seasons Leading the League in Scoring

| | |
|----------|--------------------------------------------------|
| 5 | Don Hutson Green Bay (1940-44) |
| 5 | Gino Cappelletti Patriots (1961, 1963-66) |
| 4 | Stephen Gostkowski (2008, 2012-14) |
| 3 | Earl Clark, Portsmouth (1932), Detroit (1935-36) |
| 3 | Pat Harder, Chicago Cardinals (1947-49) |
| 3 | Paul Hornung, Green Bay (1959-61) |

GOSTKOWSKI BREAKS HIS OWN TEAM RECORD

Gostkowski led the NFL in 2014 with 35 field goals, the third-highest field goal total in team history. Gostkowski tied for the NFL lead with Baltimore's Justin Tucker with 38 field goals in 2013, breaking his own franchise record for most field goals in a season. He originally set the franchise record with 36 field goals in 2008.

MOST FIELD GOALS MADE IN A SEASON/PATRIOTS

| Player | Field Goals | Year |
|---------------------------|-------------|-------------|
| Stephen Gostkowski | 38 | 2013 |
| Stephen Gostkowski | 36 | 2008 |
| Stephen Gostkowski | 35 | 2014 |
| Tony Franklin | 32 | 1986 |
| Adam Vinatieri | 31 | 2004 |
| Adam Vinatieri | 31 | 1998 |

ON THE MARK IN 2014

Gostkowski made 94.6 percent of his field goals in 2014 (35-of-37), setting a new team record for field goal percentage in a single season.

PATRIOTS BEST FIELD GOAL PCT./SEASON

| (Minimum 30 Attempts) | | | | |
|---------------------------|-------------|-----------|-----------|-------------|
| Player | Years | FGM | FGA | Pct. |
| Stephen Gostkowski | 2014 | 35 | 37 | .946 |
| Adam Vinatieri | 2004 | 31 | 33 | .939 |
| Stephen Gostkowski | 2013 | 38 | 41 | .927 |
| Stephen Gostkowski | 2008 | 36 | 40 | .900 |
| Adam Vinatieri | 2002 | 27 | 30 | .900 |

FIFTH-MOST FGs IN A SEASON

MOST FIELD GOALS MADE IN A SEASON/NFL

| Player | Field Goals | Year |
|--------------------------------------|-------------|-------------|
| David Akers (San Francisco) | 44 | 2011 |
| Neil Rackers (Arizona) | 40 | 2005 |
| Olindo Mare (Miami) | 39 | 1999 |
| Jeff Wilkins (St. Louis) | 39 | 2003 |
| Stephen Gostkowski (Patriots) | 38 | 2013 |
| Justin Tucker (Baltimore) | 38 | 2013 |

EVEN STEPHEN

Since joining the Patriots as a fourth-round draft choice in 2006, Gostkowski has connected on 86.8 percent of his regular-season field goal attempts, the best field goal percentage in Patriots history.

PATRIOTS ALL-TIME LEADERS / FIELD GOAL PCT.

| (Minimum 50 Attempts) | | | | |
|---------------------------|----------------|------------|------------|-------------|
| Player | Years | FGM | FGA | Pct. |
| Stephen Gostkowski | 2006-14 | 243 | 280 | .868 |
| Adam Vinatieri | 1996-05 | 263 | 321 | .819 |
| Matt Bahr | 1993-95 | 55 | 72 | .764 |



PATRIOTS SPECIAL TEAMS NOTES

1,000-POINT BENCHMARK

Stephen Gostkowski (1,179) reached the 1,000 point mark in only his 119th career game. He is the only kicker in NFL history to reach 1,000 career points in less than 120 career games played.

KICKERS TO REACH 1,000 POINTS IN FEWEST GAMES:

| Player | Points | Games |
|---------------------------|--------------|------------|
| Stephen Gostkowski | 1,009 | 119 |
| Mike Vanderjagt | 1,004 | 126 |
| Jason Elam | 1,003 | 132 |
| Ryan Longwell | 1,002 | 136 |
| Jan Stenerud | 1,002 | 136 |

ON THE MARK

Stephen Gostkowski's 86.8 field goal percentage is the second-best among NFL kickers all-time.

| Player | Years | FGM | FGA | Pct. |
|---------------------------|----------------|------------|------------|-------------|
| Dan Bailey | 2011-14 | 114 | 127 | 89.8 |
| Stephen Gostkowski | 2006-14 | 243 | 280 | 86.8 |
| Mike Vanderjagt | 1998-06 | 230 | 266 | 86.5 |
| Nate Kaeding | 2004-12 | 181 | 210 | 86.2 |
| Rob Bironas | 2005-13 | 239 | 279 | 85.7 |
| Robbie Gould | 2005-14 | 243 | 284 | 85.6 |
| Shayne Graham | 2001-14 | 266 | 311 | 85.5 |
| Steven Hauschka | 2008-14 | 129 | 151 | 85.4 |
| Matt Bryant | 2002-14 | 286 | 335 | 85.4 |
| Connor Bath | 2008-14 | 116 | 136 | 85.3 |

MOST 50-YARD FIELD GOALS IN TEAM HISTORY

Gostkowski is 13-of-17 from 50 yards or more as a member of the Patriots and has the most 50-yard field goals in New England history.

PATRIOTS RECORD FOR MOST 50 YARD FIELD GOALS

| Player | Years | FGM | FGA | Pct. |
|---------------------------|----------------|-----------|-----------|-------------|
| Stephen Gostkowski | 2006-14 | 13 | 17 | 76.5 |
| Adam Vinatieri | 1996-2005 | 8 | 17 | 47.1 |
| Tony Franklin | 1984-87 | 3 | 6 | 50.0 |

TWO FROM 50-PLUS

Gostkowski drilled a 51-yard field goal and a 53-yarder vs. Arizona (9/16/12) and connected on two 53-yard field goals at Houston on (12/1/13). He is the first Patriots player to have two 50-yard field goals in the same game.

GOSTKOWSKI KICKS CAREER-LONG FG

Gostkowski connected on a career-long 54-yard field goal vs. New Orleans (10/13/13). His previous long was a 53-yard field goal, which he has done six times – at Buffalo (10/12/14), vs. Tampa Bay (9/22/13), vs. Arizona (9/16/12), at Denver (10/11/09) and twice at Houston (12/01/13).

MOST 50-YARD FGs IN A SEASON

Gostkowski was 5-of-6 on 50 yard field goals in 2013, the most by a Patriots player in a single season. Matt Bahr (2 in 1995), Greg Davis (2 in 1989), Tony Franklin (2 in 1985), Adam Vinatieri (2 in 1998) and Gostkowski (2 in 2009 and 2012) had two in a season. The NFL record for most successful 50-yard field goals in a season is 10 by Blair Walsh in 2012 with Minnesota.

200 FIELD GOAL PLATEAU

Stephen Gostkowski's 50-yard field goal in the fourth quarter vs. Cleveland (12/8/13) was his 200th field goal for the Patriots, joining Adam Vinatieri (262) as the only players in Patriots history with 200 or more field goals. Gostkowski now has 243 career field goals.

AFC SPECIAL TEAMS PLAYER OF THE MONTH

Gostkowski was named AFC Special Teams Player of the Month for October by the National Football League in 2013. It is the second time in his career that he has received the AFC Special Teams Player of the Month honor, including October 2008. Gostkowski was a perfect 9-of-9 on field goal attempts in the month of October, including a career-long of 54 yarder in the 30-27 win vs. New Orleans (10/13/13). He totaled 36 of the Patriots' 90 points for the month.

GOSTKOWSKI EXTENDS TEAM MARK

Gostkowski has now scored at least one point in 123 games, a franchise record. He broke a tie with Adam Vinatieri and John Smith for the all-time lead with 102 consecutive games scoring in the win vs. Denver on Nov. 24, 2013.

Patriots Record for Most Consecutive Games Scored

| | |
|------------|----------------------------------------------|
| 123 | Stephen Gostkowski (12/17/06-present) |
| 101 | Adam Vinatieri (11/24/96-12/29/02) |
| 101 | John Smith (09/28/75-10/02/80) |

GOSTKOWSKI GAME WINNERS

Gostkowski has five career regular-season game-winning kicks and one in the playoffs.

GOSTKOWSKI'S CAREER GAME-WINNING FIELD GOALS

| TIME LEFT | DISTANCE | FINAL SCORE | OPP | DATE |
|-----------|----------|-------------|-----|-------------|
| 3:12 4th | 53 | 34-31 | HOU | 12/01/2013 |
| 1:56, OT | 31 | 34-31 | DEN | 11/24/2013 |
| 0:05, 4th | 35 | 23-21 | BUF | 09/08/2013 |
| 1:56, OT | 35 | 23-20 | BAL | 10/17/2010 |
| 11:02 OT | 48 | 29-26 | NYJ | 10/21/2012 |
| 1:10, 4th | 31 | 24-21 | SD | 01/14/2007* |

*Postseason

KICKING A CAREER HIGH

Stephen Gostkowski made five field goals vs. Cincinnati (10/5/14), setting a new career high for most field goals in a game. His previous career high was four field goals, achieved on Sept. 16, 2012, vs. Arizona. Gostkowski's five field goals tie the second highest single-game total in Patriots history, trailing only Gino Cappelletti's six successful field goals on Oct. 4, 1964. The last time a Patriots player had five field goals in a game was on Nov. 14, 2004, when Adam Vinatieri had five field goals vs. Buffalo.

CONSECUTIVE EXTRA POINTS

Stephen Gostkowski is second in NFL history for most consecutive extra points made.

Most Consecutive [Kicking] Points After Touchdown

| | |
|------------|----------------------------------------------------------------------------------------------------------------------|
| 422 | Matt Stover, Baltimore, 1996-2008; Indianapolis, 2009 |
| 411 | Stephen Gostkowski, New England, 2006-present |
| 371 | Jason Elam, Denver, 1993-2002 |
| 371 | Jeff Wilkins, St. Louis, 1999-2007 |
| 360 | Jay Feely, Atlanta, 2002-04; N.Y. Giants, 2005-06; Miami, 2007; N.Y. Jets, 2008-09; Arizona, 2010-2013, Chicago 2014 |



PATRIOTS REFERENCE NOTES

IN A RUSH FOR THE END ZONE

Since 2003, the Patriots are one of only two teams (San Diego) to average more than one rushing touchdown per game, with 211 scores in 192 games.

RUSHING TOUCHDOWNS SINCE 2003 (REGULAR SEASON)

| | |
|--------------------|------------|
| New England | 211 |
| San Diego | 196 |
| Kansas City | 191 |
| Minnesota | 186 |
| Philadelphia | 181 |
| N.Y. Giants | 179 |
| Carolina | 176 |

ANNUAL ACHIEVEMENT

The Patriots won more than half of their games for the 14th straight year after improving to a 9-2 record with the win vs. Detroit on Nov. 23, 2014. They are the first team to win more than half of their games in 14 straight seasons since free agency began in 1993.

MOST CONSECUTIVE WINNING SEASONS (since 1970 merger)

| | |
|------------------------------|-----------|
| San Francisco (1983-98) | 16 |
| Dallas (1970-85) | 16 |
| New England (2001-14) | 14 |
| Oakland (1970-80) | 11 |

MOST CONSECUTIVE WINNING SEASONS ALL-TIME

| | |
|------------------------------|-----------|
| Dallas (1966-85) | 20 |
| San Francisco (1983-98) | 16 |
| Oakland (1965-80) | 16 |
| Chicago (1930-44) | 15 |
| New England (2001-14) | 14 |
| Green Bay (1934-47) | 14 |
| Cleveland (1957-69) | 13 |

TO THE NINES

The Patriots are the only team in the NFL to have recorded nine or more wins in each of the last 14 seasons.

MOST SEASONS OF 9+ WINS SINCE 2001

| | |
|--------------------|-----------|
| New England | 14 |
| Indianapolis | 12 |
| Green Bay | 10 |
| Philadelphia | 10 |
| Baltimore | 10 |
| Pittsburgh | 10 |

PATRIOTS WIN 10 AGAIN IN 2014

New England has reached at least 10 regular-season wins for 12 consecutive seasons, joining San Francisco (16) as the only teams to accomplish the feat.

| Team | Years | Consecutive Seasons with 10+ Wins |
|--------------------|---------------------|-----------------------------------|
| San Francisco | 1983-1998 | 16 |
| New England | 2003-present | 12 |
| Indianapolis | 2002-2010 | 9 |

FORCING THE ISSUE

The Patriots lead the NFL with a +169 turnover margin since the 1994 season.

NFL TURNOVER MARGIN SINCE 1994

| Rank | Team | Turnover Margin |
|-----------|--------------------|-----------------|
| 1. | New England | +169 |
| 2. | Kansas City | +93 |
| 3. | Green Bay | +88 |

WHAT'S THE POINT?

During the past 15 seasons, the Patriots defense has always ranked higher in points allowed than in yards allowed except for 2007, when both ranked fourth.

| | <u>Avg. Points Allowed</u> | <u>Avg. Yds Allowed</u> |
|-------------|----------------------------|-------------------------|
| 2014 | 19.5 (8) | 344.1 (13) |
| 2013 | 21.1 (10) | 373.1 (26) |
| 2012 | 20.7 (9t) | 373.3 (25) |
| 2011 | 21.4 (15) | 411.1 (31) |
| 2010 | 19.6 (8) | 365.5 (25) |
| 2009 | 17.8 (5) | 320.2 (11) |
| 2008 | 19.3 (8) | 309.0 (10) |
| 2007 | 17.1 (4) | 288.3 (4) |
| 2006 | 14.8 (2) | 294.4 (6) |
| 2005 | 21.1 (17) | 330.2 (26) |
| 2004 | 16.3 (2t) | 310.6 (9) |
| 2003 | 14.9 (1) | 291.6 (7) |
| 2002 | 21.6 (17) | 336.1 (23) |
| 2001 | 17.0 (6) | 334.5 (24) |
| 2000 | 21.1 (17) | 334.6 (20) |

NFL'S ROAD WARRIORS

Since the start of the 2000 season, the Patriots have the best regular-season road record.

| TEAM | RECORD | PCT. |
|--------------------|--------------|-------------|
| New England | 78-42 | .650 |
| Philadelphia | 74-45-1 | .621 |
| Indianapolis | 73-47 | .608 |
| Pittsburgh | 69-51 | .575 |

DIVISIONAL DOMINANCE I

The Patriots have the highest winning percentage vs. division opponents from November until the end of the season since 2002.

| Team | W | L | T | Pct. |
|--------------------|-----------|----------|----------|-------------|
| New England | 34 | 9 | 0 | .791 |
| Indianapolis | 36 | 10 | 0 | .783 |
| Green Bay | 35 | 13 | 1 | .724 |
| San Diego | 32 | 13 | 0 | .711 |
| Pittsburgh | 36 | 15 | 0 | .706 |



PATRIOTS REFERENCE NOTES

DIVISIONAL DOMINANCE II

The New England Patriots own a 67-19 (.779) record in regular season AFC East games since the beginning of the 2001 season, compiling the best intra-division record of any team in the NFL.

NFL'S TOP DIVISIONAL RECORDS SINCE 2001

| Team | W | L | T | Pct. |
|-----------------------------|-----------|-----------|----------|-------------|
| New England Patriots | 67 | 19 | 0 | .779 |
| Indianapolis Colts | 63 | 23 | 0 | .733 |
| Green Bay Packers | 61 | 24 | 1 | .715 |
| Pittsburgh Steelers | 61 | 27 | 0 | .693 |

AFC EAST DIVISIONAL RECORDS SINCE 2001

| Team | W | L | T | Pct. | Div. Titles | Years |
|--------------------|-----------|-----------|----------|-------------|-------------|---------------------------|
| New England | 67 | 19 | 0 | .779 | 12 | 2001, 03-07, 09-14 |
| New York Jets | 40 | 46 | 0 | .465 | 1 | 2002 |
| Miami | 36 | 50 | 0 | .419 | 1 | 2008 |
| Buffalo | 30 | 56 | 0 | .349 | 0 | — |

NOTES: The Indianapolis Colts were members of the AFC East in 2001 and compiled a 3-5 divisional record that season. In 2002, the Patriots and Jets both finished with a 9-7 overall record and a 4-2 divisional record, but the Jets claimed the division title by virtue of having a better record against common opponents. In 2008, the Patriots and Dolphins both finished with an 11-5 overall record and a 4-2 divisional record, but Miami qualified for the playoffs due to a better conference record (8-4 to 7-5).

STRONG IN THE SECOND HALF

Since 2001, the Patriots have done a remarkable job of finishing the season strong, compiling an NFL-best 86-22 (.796) record in games on or after Thanksgiving.

PATRIOTS BEFORE AND AFTER THANKSGIVING SINCE 2001

| Season | Pre-Thanksgiving | Post-Thanksgiving | Overall |
|---------------|----------------------|---------------------|---------------|
| 2001 | 5-5 (.500) | 9-0 (1.000) | 14-5* |
| 2002 | 6-5 (.545) | 3-2 (.600)^ | 9-7 |
| 2003 | 9-2 (.818) | 8-0 (1.000) | 17-2* |
| 2004 | 9-1 (.900) | 8-1 (.889) | 17-2* |
| 2005 | 6-4 (.600) | 5-3 (.625) | 11-7* |
| 2006 | 7-3 (.700) | 7-2 (.777) | 14-5* |
| 2007 | 10-0 (1.000) | 8-1 (.889) | 18-1* |
| 2008 | 7-4 (.636) | 4-1 (.800) | 11-5 |
| 2009 | 7-3 (.700) | 3-4 (.429) | 10-7* |
| 2010 | 8-2 (.800) | 6-1 (.857)^ | 14-3* |
| 2011 | 7-3 (.700) | 8-1 (.889) | 15-4* |
| 2012 | 7-3 (.700) | 6-2 (.750)^ | 13-5* |
| 2013 | 8-3 (.727) | 5-2 (.833) | 13-5* |
| 2014 | 9-2 (.818) | 6-2 (.750) | 15-4* |
| Totals | 105-40 (.724) | 86-22 (.796) | 191-62 |

*-Includes playoffs ^Includes games played on Thanksgiving

BEST RECORDS IN GAMES PLAYED ON OR AFTER THANKSGIVING SINCE 2001

(Includes regular-season and playoff games)

| Team | W | L | T | Pct. |
|--------------------|-----------|-----------|----------|-------------|
| New England | 86 | 22 | 0 | .796 |
| Pittsburgh | 67 | 32 | 0 | .677 |
| Green Bay | 62 | 37 | 0 | .626 |
| San Diego | 55 | 34 | 0 | .618 |
| Philadelphia | 59 | 38 | 0 | .608 |

NFL'S BEST AT HOME

Since their state-of-the-art facility opened at the beginning of the 2002 season, the Patriots own the NFL's best record at home overall. The Patriots own an overall record of 88-16 (.846) at Gillette Stadium in regular season games and a 101-19 (.842) record including playoffs.

BEST HOME RECORDS SINCE 2002 (including playoffs)

| Team | W | L | T | Pct. |
|--------------------|------------|-----------|----------|-------------|
| New England | 101 | 19 | 0 | .842 |
| Indianapolis | 86 | 29 | 0 | .748 |
| Seattle | 82 | 32 | 0 | .719 |
| Baltimore | 81 | 27 | 0 | .750 |
| Pittsburgh | 80 | 32 | 1 | .712 |
| Green Bay | 78 | 34 | 1 | .695 |
| Denver | 74 | 37 | 0 | .667 |
| San Diego | 70 | 39 | 0 | .642 |
| Philadelphia | 67 | 46 | 0 | .593 |

SHARP AT GILLETTE

The Patriots concluded a 20-game home winning streak with a 24-20 loss to the New York Giants on Nov. 6, 2011. It was the longest home win streak in team history. The Patriots own an overall record of 88-16 (.854) at Gillette Stadium in regular season games. The NFL record for most consecutive home victories is 27, achieved by Miami from 1971-74.

HIGHEST HOME WINNING PCT. SINCE 1970 (MINIMUM 25 GAMES):

| Team | Stadium | W-L-T | WIN PCT. |
|--------------------|-------------------------|----------------|-------------|
| New England | Gillette Stadium | 88-16-0 | .846 |
| Miami | Orange Bowl | 101-22-1 | .819 |
| Minnesota | Metropolitan Stadium | 64-23-1 | .733 |
| Pittsburgh | Heinz Field | 81-30-1 | .728 |
| LA Rams | Memorial Coliseum | 53-20-2 | .726 |

LONGEST HOME WINNING STREAK/PATRIOTS HISTORY (REG. SEASON)

| Streak | First Win | Last Win |
|--------|----------------|---------------|
| 20 | Dec. 12, 2008 | Oct. 16, 2011 |
| 18 | Dec. 29, 2002 | Sept. 8, 2005 |
| 16 | Dec. 30, 2012 | Dec. 28, 2014 |
| 12 | Nov. 26, 2006 | Sept. 7, 2008 |
| 10 | Sept. 18, 1976 | Oct. 30, 1977 |



PATRIOTS REFERENCE NOTES

TOP 10 OFFENSE IN 2013

The Patriots snapped a streak of seven straight seasons in the top 10 in offense when they finished 11th in 2014. Since the 1970 merger, the Patriots offense has finished in the top 10 a total of 17 times, including eight times under Bill Belichick.

| Year | Rank |
|-------------|-------------------|
| 2014 | 11 (365.5) |
| 2013 | 7 (384.5) |
| 2012 | 1 (427.9) |
| 2011 | 2 (428.0) |
| 2010 | 8 (363.8) |
| 2009 | 3 (397.3) |
| 2008 | 5 (365.4) |
| 2007 | 1 (411.3) |

TOP OFFENSE

The Patriots had finished in the top-10 in offense for seven straight seasons (2007-13), second only to the nine straight by New Orleans (2006-14).

The NFL record for the most consecutive seasons finishing in the top-10 in offense since the merger in 1970 is the San Francisco 49ers with 15 (1982-96).

MODEL OF CONSISTENCY

The Patriots have 29 winning seasons since the 1970 merger.

MOST WINNING SEASONS SINCE THE 1970 MERGER

| | |
|-----------------------|-----------|
| 1. Pittsburgh | 32 |
| 2. Dallas | 30 |
| 3. New England | 29 |
| 3. Miami | 29 |
| 5. Minnesota | 27 |
| 5. Denver | 27 |
| 7. San Francisco | 26 |

PATRIOTS REACH 6,000 TOTAL YARDS

The Patriots finished seventh in the NFL with 6,152 total yards in 2013. It was the fifth time in team history and third straight season that the Patriots reached 6,000 yards in a season. The Patriots offense had 5,848 yards in 2014.

Patriots Most Total Net Yards/Season

| |
|----------------------|
| 6,848 in 2011 |
| 6,846 in 2012 |
| 6,580 in 2007 |
| 6,357 in 2009 |
| 6,152 in 2013 |

A COMEBACK FOR THE AGES

The Patriots came back from a 24-point deficit to defeat the Broncos, 34-31, in overtime in a Sunday Night Football matchup on Nov. 24, 2013, marking the largest comeback win in team history, after trailing 24-0 at halftime.

New England's previous best comeback win was from a 23-0 deficit to win, 38-23, vs. Seattle (9/16/84). The Patriots also came back from 22 points down to win at the New York Giants, 23-22 (12/21/96). The Patriots have come from 21 points down to win four times, most recently vs. Buffalo (1/1/12).

PATRIOTS





PATRIOTS REFERENCE NOTES

PATRIOTS IN THE PLAYOFFS

The Patriots have qualified for the playoffs 22 times in their 55-year history. Sixteen of those playoff berths have come in the 21 seasons since Robert Kraft purchased the team in 1994, a dramatic contrast to the six total playoff berths the team earned in its first 34 years of existence. The Patriots have won 17 division crowns, including 12 in the last 14 seasons, and have qualified as a Wild Card team on four occasions (1976, 1985, 1994 and 1998). The Patriots also qualified for the playoffs in 1982 as part of a 16-team tournament following a players' strike.

PATRIOTS PLAYOFF SEASONS (22)

| Year | How Qualified | Seed | Record | Result |
|-------|--------------------|------|--------|-----------------------|
| 2014 | Division Champions | 1 | 3-0 | Super Bowl Champions |
| 2013 | Division Champions | 2 | 1-1 | AFC Championship Game |
| 2012 | Division Champions | 2 | 1-1 | AFC Championship Game |
| 2011 | Division Champions | 1 | 2-1 | AFC Champions |
| 2010 | Division Champions | 1 | 0-1 | AFC Divisional Round |
| 2009 | Division Champions | 3 | 0-1 | Wild Card Round |
| 2007 | Division Champions | 1 | 2-1 | AFC Champions |
| 2006 | Division Champions | 4 | 2-1 | AFC Championship Game |
| 2005 | Division Champions | 4 | 1-1 | AFC Divisional Round |
| 2004 | Division Champions | 2 | 3-0 | Super Bowl Champions |
| 2003 | Division Champions | 1 | 3-0 | Super Bowl Champions |
| 2001 | Division Champions | 2 | 3-0 | Super Bowl Champions |
| 1998 | Wild Card | 6 | 0-1 | Wild Card Round |
| 1997 | Division Champions | 3 | 1-1 | AFC Divisional Round |
| 1996 | Division Champions | 2 | 2-1 | AFC Champions |
| 1994 | Wild Card | 5 | 0-1 | Wild Card Round |
| 1986 | Division Champions | 3 | 0-1 | AFC Divisional Round |
| 1985 | Wild Card | 5 | 3-1 | AFC Champions |
| 1982* | 16-Team Format | 7 | 0-1 | First Round |
| 1978 | Division Champions | 2 | 0-1 | AFC Divisional Round |
| 1976 | Wild Card | 4 | 0-1 | AFC Divisional Round |
| 1963 | Division Champions | - | 1-1 | AFL Championship Game |

*Strike Year

28-18 Record

ALL-TIME PLAYOFF RESULTS

The Patriots have compiled a 28-18 record in their 46 playoff games and their .609 playoff winning percentage is the second-best in NFL history among teams that have played at least 15 playoff games. New England has qualified for eight Super Bowls [XX, XXXI, XXXVI, XXXVIII, XXXIX, XLII, XLVI and XLIX] and one AFL Championship Game in 1963.

PATRIOTS PLAYOFF RECORD BY ROUND

| Round | Record |
|------------------|--------------|
| First Round* | 0-1 |
| Wild Card Round | 4-3 |
| Divisional Round | 12-6 |
| AFC Championship | 8-3 |
| AFL Championship | 0-1 |
| Super Bowl | 4-4 |
| Total | 28-18 |

*1982 Strike Season

ALL-TIME BEST NFL PLAYOFF RECORDS (Minimum 15 Postseason Games)

| Team | Wins | Losses | Win Pct. |
|------------------------------------|-----------|-----------|-------------|
| Baltimore Ravens | 15 | 8 | .652 |
| New England/Boston Patriots | 28 | 18 | .609 |
| Green Bay Packers | 31 | 20 | .608 |
| Pittsburgh Steelers | 33 | 22 | .600 |
| San Francisco 49ers | 30 | 20 | .600 |
| Oakland/L.A. Raiders | 25 | 18 | .581 |
| Dallas Cowboys | 34 | 26 | .567 |

MOST POSTSEASON WINS ALL-TIME

| Team | Wins |
|-----------------------------|-----------|
| Dallas Cowboys | 34 |
| Pittsburgh Steelers | 33 |
| Green Bay Packers | 31 |
| San Francisco 49ers | 30 |
| New England Patriots | 28 |
| Oakland Raiders | 25 |

TITLE TOWN

The Patriots have now won the AFC East for six straight seasons, besting the five straight the team won from 2003-07 for the longest streak in AFC East division history. The Patriots have won 12 of the last 14 division crowns. The Patriots have won 14 division titles in the 21 seasons since Robert Kraft bought the team in 1994.

MOST CONSECUTIVE AFC EAST TITLES

| Team | Streak | Years |
|-----------------------------|----------|----------------|
| New England Patriots | 6 | 2009-14 |
| New England Patriots | 5 | 2003-07 |
| Buffalo Bills | 4 | 1988-91 |
| Miami Dolphins | 4 | 1981, 1983-85* |
| Miami Dolphins | 4 | 1971-74 |
| Baltimore Colts | 3 | 1975-77 |
| Buffalo Bills | 3 | 1964-66@ |

*Due to 1982 strike, the NFL played just a nine-game season and the standings were not divided into divisions that season.

@AFL

The Patriots are one of six teams to win six consecutive division titles in NFL history, trailing just the Los Angeles Rams, who won seven straight NFC West titles from 1973-79.

MOST CONSECUTIVE DIVISION TITLES

| Team | Division | Titles | Years |
|-----------------------------|------------------------|----------|----------------|
| Los Angeles Rams | NFC West | 7 | 1973-79 |
| New England Patriots | AFC East | 6 | 2009-14 |
| Pittsburgh Steelers | AFC Central | 6 | 1974-79 |
| Minnesota Vikings | NFC Central | 6 | 1973-78 |
| Dallas Cowboys | NFL Capitol/NFC East | 6 | 1966-71 |
| Cleveland Browns | American/Eastern Conf. | 6 | 1950-55 |
| New England Patriots | AFC East | 5 | 2003-07 |
| Indianapolis Colts | AFC South | 5 | 2003-07 |
| Dallas Cowboys | NFC East | 5 | 1992-96 |
| San Francisco 49ers | NFC West | 5 | 1986-90 |
| Chicago Bears | NFC Central | 5 | 1984-88 |
| Oakland Raiders | AFC West | 5 | 1972-76 |

HOME DOMINANCE

The Patriots have a 17-4 (.810) all-time record in home playoff games. The Patriots' .800 winning percentage at home in the postseason is second among teams with at least 10 home playoff games.

| TEAM | RECORD | PCT. |
|--------------------|-------------|-------------|
| Seattle | 11-2 | .846 |
| New England | 17-4 | .810 |
| Oakland | 19-5 | .792 |
| Green Bay | 17-5 | .773 |
| Buffalo | 10-3 | .769 |
| Washington | 13-4 | .765 |
| Denver | 15-5 | .750 |
| Dallas | 20-8 | .714 |



PATRIOTS

PLAYOFF NOTES

PATRIOTS NEAR THE TOP WITH 29 WINNING SEASONS SINCE THE NFL MERGER

The Patriots have 29 winning seasons since the 1970 merger.

MOST WINNING SEASONS THE 1970 MERGER

| | |
|--------------------|-----------|
| Pittsburgh | 32 |
| Dallas | 30 |
| New England | 29 |
| Miami | 29 |
| Minnesota | 27 |
| Denver | 27 |
| San Francisco | 26 |

NFL MARK FOR MOST FIRST-ROUND BYES

The Patriots earned a first-round bye in the 2014 NFL playoffs and lead the NFL with 10 first-round byes since the current NFL playoff format was instituted in 1990. The Patriots earned a first-round bye for the fifth consecutive season, becoming the first team in NFL history to do so. Dallas and San Francisco earned four straight byes from 1992 through 1995.

MOST SEASONS EARNING A BYE SINCE 12-TEAM PLAYOFF FORMAT IN 1990

| | |
|--------------------|-----------|
| New England | 10 |
| Pittsburgh | 8 |
| San Francisco | 8 |
| Denver | 7 |

ANNUAL ACHIEVEMENTS

The Patriots won more than half of their games for the 14th straight year with a 12-4 record in 2014. They are the first team to win more than half of their games in 14 straight seasons since free agency began in 1993.

The Patriots are the third team to win more than half of their games in 14 straight seasons since the 1970 AFL-NFL merger, joining the 49ers (16 straight from 1983-98) and the Cowboys (16 straight from 1970-85).

The Patriots have now won nine or more games in 18 of the 21 seasons Robert Kraft has owned the team.

MOST CONSECUTIVE WINNING SEASONS (SINCE 1970 NFL MERGER)

| <u>Team</u> | <u>Winning Seasons</u> |
|---------------------------------------|------------------------|
| San Francisco 49ers (1983-98) | 16 |
| Dallas Cowboys (1970-85) | 16 |
| New England Patriots (2001-14) | 14 |
| Oakland Raiders (1970-80) | 11 |

PATRIOTS WIN 10+ FOR THE 12th STRAIGHT YEAR

New England reached at least 10 regular-season wins for the 12th consecutive season in 2014. San Francisco (16) is the only other team to accomplish the feat.

MOST SEASONS OF 10+ WINS SINCE 2001

| <u>Team</u> | <u>Years</u> | <u>Consecutive Seasons With 10+ Wins</u> |
|--------------------|----------------|------------------------------------------|
| San Francisco | 1983-1998 | 16 |
| New England | 2003-13 | 12 |

PATRIOTS WIN 12+ FOR THE 5th STRAIGHT YEAR

New England reached at least 12 regular-season wins for the fifth consecutive season in 2014. It is the ninth time in team history that the team has won at least 12 games in a season and the fifth straight season with at least 12 wins.

CONSECUTIVE SEASONS OF 12+ WINS SINCE 1970 MERGER

| <u>Team</u> | <u>Years</u> | <u>Consecutive Seasons With 10+ Wins</u> |
|--------------------|----------------|------------------------------------------|
| Indianapolis | 2003-09 | 7 |
| New England | 2010-14 | 5 |
| Dallas | 1992-95 | 4 |

12+ WIN SEASONS SINCE 1970 MERGER

| | |
|--------------------|----------|
| San Francisco | 13 |
| Dallas | 11 |
| Denver | 10 |
| New England | 9 |
| Pittsburgh | 9 |
| Indianapolis | 8 |

WINNING TANDEM

Bill Belichick and Tom Brady are the winningest coach and quarterback tandem in the postseason and continued to build on their success in 2014.

| <u>Quarterback/Head Coach</u> | <u>Postseason wins</u> |
|---------------------------------|------------------------|
| Bill Belichick/Tom Brady | 21 |
| Chuck Noll/Terry Bradshaw | 14 |
| Tom Landry/Roger Staubach | 11 |



PATRIOTS FOOTBALL Network

The **Patriots Football Network (PFN)** is the full portfolio of media offerings from the three-time Super Bowl Champion New England Patriots. PFN provides Patriots content produced both in-house and with media partners spanning print, television, radio and the Internet.

PATRIOTS ALL ACCESS

The Emmy Award-winning "Patriots All-Access" airs weekly throughout the season on WBZ-TV Channel 4 in Boston and regional affiliates in Hartford, Providence and Springfield, Mass., Burlington, Vt., Portland and Bangor, Maine. "Patriots All-Access" features exclusive behind-the-scenes access and in-depth weekly features on Patriots players and personnel. Hosted by WBZ's Steve Burton, the show features weekly sit-downs with Bill Belichick, including the popular "Belestrator" segment where the coach breaks down upcoming opponents.

"Patriots All-Access" airs Fridays from 7-8 p.m. on **WBZ-TV** and Sunday from 9-10 a.m. on **myTV38** in Boston. **Check local listings for airtime.**

Check your local listings for airtime.



TOTALLY PATRIOTS



Totally Patriots is a unique, one-of-a-kind Patriots show aimed for the next generation of Patriots fans. This weekly, youth-oriented football show allows school-aged fans unprecedented access to their favorite players, enabling them to ask questions in a relaxed informal setting.

PATRIOTS TODAY AND PATRIOTS THIS WEEK

PATRIOTS TODAY: Available daily at Patriots.com.

PATRIOTS THIS Week: Insider information. Passionate debate. Timely analysis. That's what "Patriots This Week" delivers. Former Patriots quarterback Scott Zolak joins fellow former Patriots Jermaine Wiggins and Matt Chatham for this fast-paced, half-hour of football talk. From breaking down the previous contest to game planning the next opponent, there's no better way to get ready for football than "Patriots This Week" — every Saturday night at 10:30 p.m. on Comcast SportsNet

PATRIOTS.COM

NEWS

Patriots.com features daily updates and exclusive content from the writers of Patriots Football Weekly, offering everything from breaking news to player features and the popular "Ask PFV" postings.

VIDEO

The first professional sports team website to offer streaming video provides Patriots fans with a variety of exclusive video content. Visitors can choose their channel and watch exclusive video from news to cheerleaders. Patriots.com also features video of every Patriots press conference, including postgame press conferences and Coach Belichick's weekday media updates.

AUDIO

Patriots Web Radio programming is available exclusively on Patriots.com beginning at noon each day, Monday through Friday. Kicking off the programming lineup is PFW In Progress, a daily online program that features candid commentary from the writers of Patriots Football Weekly. Following PFW In Progress is Patriots Playbook, hosted by John Rooke, featuring items from around the NFL. Fantasy Football Champs and Football Nation round out the Patriots.com radio lineup. Patriots.com also offers streaming audio of every Patriots press conference, as well as archives of Patriots.com Radio shows and exclusive podcasts.

PATRIOTS MONDAY ON WEEI

WEEI Sports Radio broadcasts Patriots Monday each week, offering fans unique insight and analysis from Coach Belichick and Tom Brady in addition to other Patriots players. WEEI will broadcast Patriots Monday live from Gillette Stadium each Monday, kicking off with Dennis & Callahan at 6 a.m.

PATRIOTS FRIDAY ON WAAF

WAAF broadcasts Patriots Friday each week, offering fans a look ahead at the weekend's game, match ups and rivalries. Various Patriots players will be featured on air. WAAF will broadcast Patriots Fridays each week throughout the season with Greg Hill from the Hill-Man Morning Radio Show.

98.5 THE SPORTS HUB PATRIOTS RADIO NETWORK

98.5 The Sports Hub is the Patriots' flagship station, broadcasting every Patriots game across its FM radio network and featuring broadcasting duo Bob Socci and Scott Zolak. Three hours prior to kickoff, during halftime and after the game, Marc Bertrand and Chris Gasper will be serving up all the pregame and postgame news and notes, including live sound from the postgame press conferences.



FLAGSHIP STATION

| | |
|----------------------|----------|
| WBZ-FM...Boston | 98.5 FM |
| Massachusetts | |
| WBZ-FM...Boston | 98.5 FM |
| WAQY...Springfield | 102.1 FM |
| WBEC...Pittsfield | 1420 AM |
| WPKZ...Fitchburg | 1280 AM |
| WNAW...North Adams | 1230 AM |
| WBSM...New Bedford | 1420 AM |
| WPVQ...Greenfield | 95.3 FM |
| WSAR...Fall River | 1480 AM |
| WWFX...Worcester | 100.1 FM |
| WXTK...Hyannis | 95.1 FM |
| WMRC...Milford | 1490 AM |

Maine

| | |
|---------------------|----------|
| WBLM...Portland | 102.9 FM |
| WEBB...Augusta | 98.5 FM |
| WEZQ...Bangor | 92.9 FM |
| WEGP...Presque Isle | 1390 AM |

Connecticut

| | |
|-------------------|----------|
| WTIC...Hartford | 1080 AM |
| WINY...Putnam | 1350 AM |
| WMOS...New London | 102.3 FM |
| WGCH...Greenwich | 1490 AM |
| WINE...Brookfield | 940 AM |

New Hampshire

| | |
|-------------------------|----------|
| WFNQ...Nashua | 106.3 FM |
| WPKQ...North Conway | 103.7 FM |
| WSAK...Hampton | 102.1 FM |
| WSHK...Portsmouth/Dover | 105.3 FM |
| WNNH...Concord | 99.1 FM |
| WLNH...Laconia | 98.3 FM |
| WEMJ...Laconia | 1490 AM |
| WINQ...Keene | 98.7 FM |
| WXXK...Lebanon | 100.5 FM |

Vermont

| | |
|-------------------------|----------|
| WCVP...Burlington | 101.3 FM |
| WDVT...Rutland | 94.5 FM |
| WKE...Newport | 1490 AM |
| WKVT...Brattleboro | 92.7 FM |
| WRFK...Barre/Montpelier | 107.1 FM |
| WSTJ...St. Johnsbury | 1340 AM |

Rhode Island

| | |
|-------------------|---------|
| WPRO...Providence | 630 AM |
| WEAN...Providence | 99.7 FM |

New York

| | |
|--------------------|----------|
| WINU...Albany | 104.9 FM |
| WENU...Glens Falls | 1410 AM |
| WHTK...Rochester | 1280 AM |