



SUPER BOWL

SUPER BOWL MEDIA INFORMATION

SUNDAY, FEBRUARY 5, 2017 | FALCONS VS. PATRIOTS



VS





SUPER BOWL LI **ATLANTA FALCONS (11-5)**

VS.

NEW ENGLAND PATRIOTS (14-2)

6:30 p.m., Sunday, February 5, 2017

NRG Stadium - Houston



SUPER BOWL LI

For the second time in team history the Atlanta Falcons have advanced to the Super Bowl. The Falcons will travel to Houston to face off against the New England Patriots in Super Bowl LI. The two teams have met 13 times during the regular season, with the Patriots leading the series 7-6. The two teams last met in 2013, when New England beat the Falcons on Sunday Night Football, 30-23.

The Falcons beat the Green Bay Packers, 44-21, in the NFC Championship game. The offense finished with 493 total yards, which is a playoff franchise record. The Falcons also became the fifth team since the merger to score 44+ points in the conference championship game.

Matt Ryan went 27-of-38 for 392 yards and four touchdowns and a 139.4 passer rating. Ryan also recorded a rushing touchdown, the first rushing touchdown of his postseason career – first rushing touchdown since 2012. Ryan's four passing touchdowns were the most in a single postseason game in franchise history. He became the first player with four touchdown passes in a conference championship game since Kurt Warner for Cardinals in 2008 against the Eagles.

Julio Jones caught nine passes for 180 yards and two touchdowns. His two touchdown receptions moved him into the franchise record book, as he now holds the record for most postseason touchdowns (5). His second touchdown catch was a 73-yard reception, which was a career and franchise playoff long.

The Falcons defense sacked Packers QB Aaron Rodgers twice, extending their streak to 17 straight games with a sack (including postseason). The team also forced two turnovers – their 13th turnover in the last six games.

Jalen Collins forced the first fumble of his career, which he recovered for a touchback. Ricardo Allen recorded his second postseason interception – second straight game. His two interceptions are the most recorded in a single playoff run in franchise history.

In the AFC Championship, Tom Brady completed 32-of-42 passes for 384 yards and three touchdowns, as he led his team to a 36-17 victory over the Pittsburgh Steelers. Patriots WR Chris Hogan caught nine passes for 180 yards and two touchdowns, while WR Julian Edelman caught eight passes for 118 yards.

BROADCAST INFORMATION

TELEVISION

Play-by-Play: Joe Buck
Color Analyst: Troy Aikman
Sideline: Erin Andrews/Chris Myers

Coverage Provided by:
FOX



RADIO

Play-by-Play: Wes Durham
Color Analyst: Dave Archer
Sideline: John Michaels

Coverage Provided by:
92.9 The Game



NATIONAL RADIO

Play-by-Play: Kevin Harlan
Color Analyst: Boomer Esiason
Sideline: Tony Boselli/James Lofton

Coverage Provided by:
Westwood One Sports



NFL OFFICIAL CREW

Cheffers Crew

R: Carl Cheffers (51) **FJ:** Doug Rosenbaum (67)
U: Dan Ferrell (64) **SJ:** Dyrol Prioleau (109)
HL: Kent Payne (79) **BJ:** Todd Prukop (30)
LJ: Jeff Seeman (45) **RO:** Tom Sifferman
Alt: Walt Coleman (65) **Alt:** Tony Michalek (115)
Alt: Mike Spanier (90) **Alt:** Michael Banks (72)
Alt: Greg Yette (38) **Supervisor:** Gary Slaughter

#QUINNSDOM

"I just wanted to recognize a cool moment to share with Arthur, for a man who has meant so much to our city, both on the field and off the field. It was quite a moment to share that with him, so for that, I appreciate it. Secondly, the brotherhood that these men in our locker room has built has led to this moment. And how hard they want to play for one another, against each other, help getting each other ready, I couldn't have been more proud of them. Lastly for the fans, for this city, and for teams that have rocked this place for 25 years, we felt your energy from the very beginning." - Coach Quinn after the NFC Championship Game

Morgan Shaw Parker

Vice President of AMBSE Media Group
MShawParker@Falcons.NFL.com - 770.965.2761

Brian Cearns

Director, Football Communications
BCearns@Falcons.NFL.com - 770.965.4318

Matt Haley

Football Communications Manager
MHaley@Falcons.NFL.com - 770.965.4350

Curtis D. Jackson III

Football Communications Coordinator
CJackson@Falcons.NFL.com - 770.965.2763

Caleigh Lentz

Football Communications Assistant
CLentz@Falcons.NFL.com - 770.965.2859



2016 SCHEDULE

Falcons 2016 Season Schedule

Preseason (3-1)

| Date | Opponent | Time | Network |
|---------|--------------|-----------|---------|
| Aug. 11 | WASHINGTON | 7:00 p.m. | W 23-17 |
| Aug. 18 | at Cleveland | 8:00 p.m. | W 24-13 |
| Aug. 25 | at Miami | 8:00 p.m. | L 17-6 |
| Sept. 1 | JACKSONVILLE | 7:00 p.m. | W 17-15 |

Regular Season (11-5)

| Date | Opponent | Time | Network |
|----------|-----------------|-----------|---------|
| Sept. 11 | TAMPA BAY | 1:00 p.m. | L 31-24 |
| Sept. 18 | at Oakland | 4:25 p.m. | W 35-28 |
| Sept. 26 | at New Orleans | 8:30 p.m. | W 45-32 |
| Oct. 2 | CAROLINA | 1:00 p.m. | W 48-33 |
| Oct. 9 | at Denver | 4:05 p.m. | W 23-16 |
| Oct. 16 | at Seattle | 4:25 p.m. | L 26-24 |
| Oct. 23 | SAN DIEGO | 4:05 p.m. | L 33-30 |
| Oct. 30 | GREEN BAY | 1:00 p.m. | W 33-32 |
| Nov. 3 | at Tampa Bay | 8:25 p.m. | W 43-28 |
| Nov. 13 | at Philadelphia | 1:00 p.m. | L 24-15 |
| Nov. 20 | BYE | | |
| Nov. 27 | ARIZONA | 1:00 p.m. | W 38-19 |
| Dec. 4 | KANSAS CITY | 1:00 p.m. | L 29-28 |
| Dec. 11 | at Los Angeles | 4:25 p.m. | W 42-14 |
| Dec. 18 | SAN FRANCISCO | 4:05 p.m. | W 41-13 |
| Dec. 24 | at Carolina | 1:00 p.m. | W 33-16 |
| Jan. 1 | NEW ORLEANS | 1:00 p.m. | W 38-32 |

Playoff Schedule (2-0)

| Date | Opponent | Time | Network |
|---------|-----------------|-----------|---------|
| Jan. 14 | vs. Seattle | 4:35 p.m. | W 36-20 |
| Jan. 22 | vs. Green Bay | 3:05 p.m. | W 44-21 |
| Feb. 5 | vs. New England | 6:30 p.m. | FOX |

NFL PLAYOFF SEEDING

National Football Conference

| Seed | Team | Record |
|------|----------|---------------------|
| 1 | Cowboys | 13-3 - Eliminated |
| 2 | Falcons | 11-5 (NFC Champs) |
| 3 | Seahawks | 10-5-1 - Eliminated |
| 4 | Packers | 10-6 - Eliminated |
| 5 | Giants | 11-5 - Eliminated |
| 6 | Lions | 9-7 - Eliminated |

American Football Conference

| Seed | Team | Record |
|------|----------|-------------------|
| 1 | Patriots | 14-2 (AFC Champs) |
| 2 | Chiefs | 12-4 - Eliminated |
| 3 | Steelers | 11-5 - Eliminated |
| 4 | Texans | 9-7 - Eliminated |
| 5 | Raiders | 12-4 - Eliminated |
| 6 | Dolphins | 10-6 - Eliminated |

HISTORY

This will be the second time in team history - first time in 18 seasons - the Falcons have reached the Super Bowl.

ALL-TIME RESULTS

All-time results: New England, 7-6

Playoff Results: N/A

Current Streak: Patriots last four

Last Playoff Meeting: N/A

All-Time Results

| Year | Result | Loc. |
|------|----------------|-------|
| 1972 | Patriots 21-20 | (NE) |
| 1977 | Patriots 16-10 | (Atl) |
| 1980 | Falcons 37-21 | (NE) |
| 1983 | Falcons 24-13 | (Atl) |
| 1986 | Patriots 25-17 | (NE) |
| 1989 | Falcons 16-15 | (Atl) |
| 1992 | Falcons 34-0 | (Atl) |
| 1995 | Falcons 30-17 | (Atl) |
| 1998 | Falcons 41-10 | (NE) |
| 2001 | Patriots 24-10 | (Atl) |
| 2005 | Patriots 31-28 | (Atl) |
| 2009 | Patriots 26-10 | (NE) |
| 2013 | Patriots 30-23 | (Atl) |

Points: Falcons 300 - Patriots 249

MR. BLANK SPEAKS

"I'm excited for our family. Not only my immediately family, but for the family of Atlanta." - Owner and Chairman Arthur Blank on his first trip to the Super Bowl

2016 PLAYOFF LEADERS

Falcons Team Leaders

| Passing | Cmp. | Att. | Yds | TDs | INT | Rate |
|-----------|------|------|-----|-----|-----|-------|
| Matt Ryan | 53 | 75 | 730 | 7 | 0 | 132.6 |

| Rushing | Att. | Yds | Avg. | Long | TDs |
|-----------------|------|-----|------|------|-----|
| Devonta Freeman | 28 | 87 | 3.1 | 14 | 1 |
| Tevin Coleman | 22 | 86 | 3.9 | 15 | 1 |

| Receiving | Rec. | Yds | Avg. | Long | TDs |
|-----------------|------|-----|------|------|-----|
| Julio Jones | 15 | 247 | 16.5 | 73t | 3 |
| Devonta Freeman | 8 | 122 | 15.3 | 53 | 1 |
| Mohamed Sanu | 9 | 96 | 10.7 | 22 | 2 |
| Taylor Gabriel | 6 | 95 | 15.8 | 37 | 0 |

Patriots Team Leaders

| Passing | Cmp | Att | Yds | TDs | INTs | Rate |
|-----------|-----|-----|-----|-----|------|------|
| Tom Brady | 50 | 80 | 671 | 5 | 2 | 99.5 |

| Rushing | Att. | Yds | Avg. | Long | TDs |
|-------------------|------|-----|------|------|-----|
| LeGarrette Blount | 24 | 78 | 3.3 | 18 | 1 |
| Dion Lewis | 19 | 52 | 2.7 | 9 | 1 |

| Receiving | Rec. | Yds | Avg. | Long | TDs |
|-------------------|------|-----|------|------|-----|
| Chris Hogan | 13 | 275 | 21.2 | 45 | 2 |
| Julian Edelman | 16 | 255 | 15.9 | 48 | 2 |
| Martellus Bennett | 6 | 36 | 6.0 | 12 | 0 |



COACHING CAPSULE
Coaching Years in NFL: 14th year
Falcons Head Coach: 2nd year
Regular Season: 19-13 (.594)
Postseason: 2-0 (1.00)

COACHING CAPSULE
Coaching Years in NFL: 42nd year
Patriots Head Coach: 17th year
Regular Season: 237-115 (.673)
Postseason: 25-10 (.714)

COACH QUINN VS. PATRIOTS
Regular Season: 0-0 (.000)
Postseason: 0-0 (.000)

COACH BELICHICK VS. FALCONS
Regular Season: 4-1 (.800)
Postseason: 0-0 (.000)
Coached in one game versus Falcons with Cleveland Browns ('93)

| COACHING BACKGROUND | | |
|----------------------------|-------------------|-----------------------|
| 2015- | Falcons | Head Coach |
| 2013-14 | Seahawks | Defensive Coordinator |
| 2011-12 | Florida | Def. Coord/Def. Line |
| 2009-10 | Seahawks | Defensive Line |
| 2007-08 | Jets | Defensive Line |
| 2005-06 | Dolphins | Defensive Line |
| 2003-04 | 49ers | Defensive Line |
| 2001-02 | 49ers | Quality Control Coach |
| 2000 | Hofstra | Def. Coord./Def. Line |
| 1996-99 | Hofstra | Defensive Line |
| 1995 | VA Military Inst. | Defensive Line |
| 1994 | William & Mary | Defensive Line |

| COACHING BACKGROUND | | |
|----------------------------|-------------------|--------------------------------|
| 2000- | Patriots | Head Coach |
| 1997-99 | Jets | Defensive Coord/Asst. HC |
| 1996 | Patriots | Defensive Backs/Asst. HC |
| 1991-95 | Browns | Head Coach |
| 1985-90 | Giants | Defensive Coordinator |
| 1980-84 | Giants | Linebackers/Special Teams |
| 1979 | Giants | Special Teams/Def. Asst. |
| 1978 | Broncos | Asst. Special Teams/Def. Asst. |
| 1977 | Lions | Wide Receivers Coach |
| 1976 | Lions | Asst. Special Teams Coach |
| 1975 | (Baltimore) Colts | Special Assistant |

| TALE OF THE TAPE | | |
|---|-------------------------|------------|
| 2016 Playoff Statistics Rankings | | |
| Falcons | | Patriots |
| 40.0 (1) | Points/Game | 35.0 (2) |
| 457.5 (1) | Total Offense | 404.0 (3) |
| 138.0 (5) | Net Rushing Yards/Game | 77.5 (7) |
| 357.5 (1) | Net Passing Yards/Game | 326.5 (2) |
| 33:29 (1) | Possession Average | 29:28 (3) |
| 20.5 (3) | Opponent Points/Game | 16.5 (1) |
| 338.0 (6) | Opponent Total Offense | 326.5 (4t) |
| 100.0 (7) | Opp. Rushing Yards/Game | 79.5 (4) |
| 238.0 (6) | Opp. Passing Yards/Game | 247.0 (7) |
| +4 (1) | Turnover Differential | +2 (3) |

LAST TIME

The Last Time vs. Patriots
100-Yard Rusher: Jamal Anderson - 104 (11/8/98)
300-Yard Passer: Matt Ryan - 421 (9/29/13)
100-Yard Receiver: Tony Gonzalez - 149 (9/29/13)

Last Reg Season Game vs. Patriots
Game: 2013 - Patriots 30-23, Atlanta
Passing: M. Ryan 421 yds / T. Brady 316 yds
Rushing: J. Rodgers 32 yds / L. Blount 64 yds
Receiving Yds: T. Gonzalez 149 yds / K. Thompson 127 yds
Receptions: T. Gonzalez 12 rec / J. Edelman 7 rec
Tackles: A. Dent 8 TT / McCourty/Hightower 9 TT

FALCONS SUPERLATIVES

Falcons vs. Patriots

Single Game Highs (Including Playoffs)
Passing Yards: Matt Ryan - 421 (9/29/13)
Touchdown Passes: 2 Players - 3 (Schaub 10/9/05)
Rushing Yards: William Andrews - 125 (10/30/83)
Rushing Touchdowns: 2 Players - 2 (Anderson (11/8/98)
Receptions: Tony Gonzalez - 12 (9/29/13)
Receiving Yards: Tony Gonzalez - 149 (9/29/13)
Receiving Touchdowns: 3 Players - 2 (Gonzalez 9/29/13)
Longest Rush: Maurice Smith - 58 (11/4/01)
Longest Reception: Brian Finneran - 53 (10/9/05)
Longest Field Goal: Michael Koenen - 58 (10/9/05)

Falcons Last
100-Yd Rusher: D. Freeman (139) 12/18/16 vs. 49ers
300-Yard Passer: M. Ryan (392) 1/22/16 vs. Packers
100-Yard Receiver: J. Jones (180) 1/22/16 vs. Packers

Opponents Last vs. Falcons
100-Yard Rusher: M. Ingram (103) - Saints 1/1/17
300-Yard Passer: D. Brees (350) - Saints 1/1/17
100-Yard Receiver: M. Thomas (156) - Saints 1/1/17



PLAYOFF RECORDS

Atlanta Falcons Franchise Playoff Records

Longest Rush

- 62 yards (TD), RB Warrick Dunn vs. STL, 1/15/05

Longest Pass

- 73 yards, QB Matt Ryan vs. G.B., 1/22/17

Longest kickoff return

- 102 yards (TD), WR Eric Weems vs. G.B., 1/15/11

Most Rec. Yards (Individual)

- 182, WR Julio Jones vs. S.F., 1/20/13

Most Receptions (Game)

- 11, WR Roddy White at Ari, 1/3/09
- 11, WR Julio Jones vs. S.F., 1/20/13

Most Rushing Yards (Individual)

- 142 yards, Warrick Dunn vs. STL, 1/15/05

Most Rushing Yards (Team)

- 327 yards, vs. St. Louis, 1/15/05

Most Passing Yards

- 396 yards, QB Matt Ryan vs. S.F., 1/20/13

Most Passing Touchdowns (Game)

- 4, QB Matt Ryan vs. G.B., 1/22/17

Most Total Yards (Offense)

- 493 yards vs. G.B., 1/22/17

Most Sacks (game)

- 1.5, Jeff Yeates vs Phi, 12/24/78

Longest Field Goal

- 52 yards, K Jay Feely at G.B., 1/4/03

Most touchdown passes (career)

- 16, QB Matt Ryan

Most touchdown Catches (career)

- 5, WR Julio Jones

Most rushing touchdowns (career)

- 3, RB Warrick Dunn

#QUINNSDOM

Dan Quinn has coached in three of the last four Super Bowls - two as the Defensive Coordinator for the Seattle Seahawks (1-1).

PLAYER PLAYOFF STATS

Career Stats

| Passing | Cmp | Att | Yds | TDs | INT | Rate | Gms |
|---------|-----|-----|-------|-----|-----|------|-----|
| M. Ryan | 177 | 262 | 1,960 | 16 | 7 | 98.8 | 7 |

| Receiving | Rec | Yds | Avg | Long | TDs | Gms |
|-----------|-----|-----|------|------|-----|-----|
| J. Jones | 39 | 552 | 14.2 | 73 | 5 | 5 |
| M. Sanu | 16 | 157 | 9.8 | 22 | 2 | 5 |

| Defensive | TT | Sk | Sk | Yds | FF | INTs | Gms |
|------------|----|------|------|-----|----|------|-----|
| D. Freeney | 37 | 10.0 | 67.0 | 2 | 0 | | 21 |

| Kicking | FGM | FGA | FG% | Long | Gms |
|-----------|-----|-----|------|------|-----|
| M. Bryant | 9 | 10 | 90.0 | 49 | 8 |



Former Falcons WR Terance Mathis led the team with seven receptions for 85 yards in Super Bowl XXXIII

FALCONS ALL-TIME PLAYOFF RESULTS

| SEASON | Regular Season | GAME | DATE | OPPONENT | SCORE |
|--------|----------------|------------------------|----------|-------------------------|-----------|
| 1978 | 9-7 | NFC Wild Card | 12/24/78 | vs. Philadelphia | 14-13 (W) |
| | | NFC Divisional Playoff | 12/30/78 | at Dallas | 27-20 (L) |
| 1980 | 12-4 | NFC Divisional Playoff | 01/04/81 | vs. Dallas | 30-27 (L) |
| 1982 | 5-4 | NFC Divisional Playoff | 01/09/83 | at Minnesota | 30-24 (L) |
| 1991 | 10-6 | NFC Wild Card | 12/28/91 | at New Orleans | 27-20 (W) |
| | | NFC Divisional Playoff | 01/03/92 | at Washington | 24-7 (L) |
| 1995 | 9-7 | NFC Wild Card | 12/31/95 | at Green Bay | 37-20 (L) |
| 1998 | 14-2 | NFC Divisional Playoff | 01/09/99 | vs. San Francisco | 20-18 (W) |
| | | NFC Championship | 01/17/99 | at Minnesota | 30-27 (W) |
| | | Super Bowl XXXIII | 01/31/99 | vs. Denver | 34-19 (L) |
| 2002 | 9-6-1 | NFC Wild Card | 01/04/03 | at Green Bay | 27-7 (W) |
| | | NFC Divisional Playoff | 01/11/03 | at Philadelphia | 20-6 (L) |
| 2004 | 11-5 | NFC Divisional Playoff | 01/15/05 | vs. St. Louis | 47-17 (W) |
| | | NFC Championship Game | 01/23/05 | at Philadelphia | 27-10 (L) |
| 2008 | 11-5 | NFC Wild Card | 01/03/09 | at Arizona | 30-24 (L) |
| 2010 | 13-3 | NFC Divisional Playoff | 01/15/11 | vs. Green Bay | 48-21 (L) |
| 2011 | 10-6 | NFC Wild Card | 01/08/12 | at New York Giants | 24-2 (L) |
| 2012 | | NFC Divisional Playoff | 1/13/13 | vs. Seattle Seahawks | 30-28 (W) |
| | | NFC Championship Game | 1/20/13 | vs. San Francisco 49ers | 28-24 (L) |
| 2016 | 11-5 | NFC Divisional Playoff | 1/14/17 | vs. Seattle Seahawks | 36-20 (W) |
| | | NFC Championship Game | 1/22/17 | vs. Green Bay Packers | 44-21 (W) |



ACTIVE STREAKS

- 55** Matt Ryan: Games w/200 passing yds *NFL record
- 48** Matt Ryan: Road Games w/200 passing yds
- 27** Matt Ryan: Home Games w/200 passing yds
- 18** Matt Ryan: Games with a passing TD
- 15** Team Defense: Games with a sack

Season Streaks

- 6** Matt Ryan: 4,000-yd seasons
- 3** Julio Jones: 1,000-receiving yds
- 2** Devonta Freeman: 1,000-rushing yards
- 2** Devonta Freeman: 1,000-scrimmage yds

RUNNING THE YARDS UP

The Falcons offense averaged 415.8 yards per game this year, which was a franchise record. They are currently averaging 457.5 yards per game this postseason.

| Franchise Yds/Game | | |
|--------------------|--------|---------|
| Season | Yds/Gm | Tot/Yds |
| 2016 | 415.8 | 6,653 |
| 2014 | 378.2 | 6,051 |
| 2011 | 376.6 | 6,026 |
| 2015 | 374.1 | 5,985 |
| 2012 | 369.1 | 5,906 |


The Falcons broke the franchise record for total yards against the Panthers in Week 16. The 6,653 total yards were the 13th most total yards recorded in an NFL season.

OFFENSIVE RANKINGS

The offense recorded 493 total yards, which is a playoff franchise record, against Green Bay in the conference championship. The Falcons also became the fifth team since the merger to score 44+ points in the conference championship game. The team has also scored 30+ points in six straight games (including playoffs). The Falcons have scored on their opening drive in eight straight games.

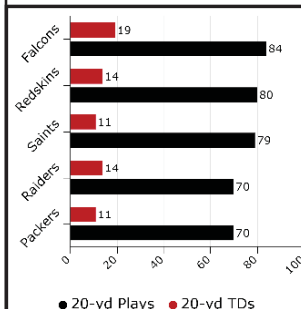
OFFENSE

NFL RANKS



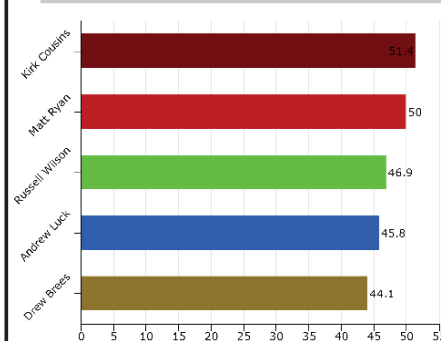
MOVING THE BALL

The Falcons have recorded eight plays of 20+ yards this postseason.



Team Offense: 20+ Yard Plays

Falcons recorded 84 total plays of 20 yards or more, ranking them first in the NFL.



Pass Completions on Passes 21+ Yards

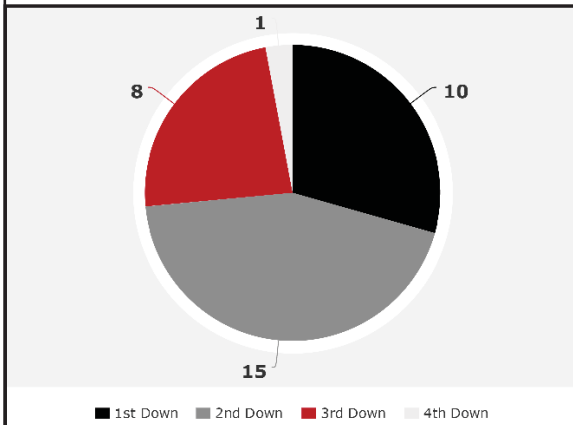
Matt Ryan finished the season second in completion percentage (50-percent) on passes 21+ yards.

Matt Ryan completed 29-of-58 passes on attempts of 21-or-more yards (air yards) for 1,099 yards, 10 touchdowns and a passer rating of 135.4.



SACKS BY DOWN

The Falcons defense recorded 34 sacks this season.



The Falcons recorded 25 of those 34 sacks on first and second down. Their 15 sacks on second down are lead the NFL.

HOME IMPROVEMENTS

The Falcons defense recorded 34 sacks this season, which is the most they've recorded since 2006 (37).

| Sacks Through 15 Games | | |
|------------------------|-----------|------------|
| Year | Sacks | Sack Yds |
| 2006 | 37 | 235 |
| 2016 | 34 | 228 |
| 2008 | 33 | 240 |
| 2013 | 32 | 231 |
| 2011 | 32 | 229 |

The team surpassed its sack total from last season in Week 9 versus the Tampa Bay Bucs.

STRIPPING 'EM

Keanu Neal's five forced fumbles were tied for the most recorded by any rookie defensive back in NFL history.

Rookie DB Forced Fumbles

| Player | FF |
|------------------------|----------|
| Keanu Neal, '16 | 5 |
| Mark Carrier, '90 | 5 |
| Dwight Lowery, '08 | 5 |
| John Keith, '00 | 4 |
| Michael Lewis, '02 | 4 |

His five forced fumbles are the most by any rookie in Falcons history.

GET HIM

Bat it Down

LB Deion Jones' 11 passes defensed were tied for first among all linebackers. Those 11 passes defensed are the second most by a rookie in franchise history.

DEFENSIVE RANKINGS

The Falcons defense sacked Packers QB Aaron Rodgers twice in the Conference Championship game, extending their streak to 17 straight games with a sack (including postseason). The team also forced two turnovers and have 13 take-aways in their last six games.

DEFENSE

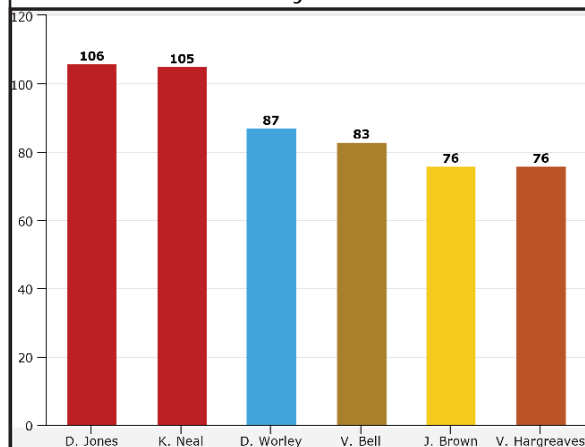
NFL RANKS

| | |
|-----------------------|------|
| Yards/Game | 23rd |
| Rushing | 16th |
| Passing | 26th |
| 3rd Down % | 25th |
| Red Zone | 32nd |
| Pts/Game | 25th |
| Turnover Differential | 3rd |



D-ROTY?

Keanu Neal and Deion Jones created impressive resumes for defensive rookie of the year.



Jones led all rookies - and the team - with 106 tackles. Neal was second with 105 tackles.

PLAYOFF DEFENSIVE LEADERS

- **Total Tackles:** Keanu Neal (15)
- **Sacks:** 4 Players (1)
- **Pass Deflections:** Robert Alford (3)
- **Interceptions:** Ricardo Allen (2)
- **TFL:** Ra'Shede Hageman (3)
- **QB Hits:** 3 Players (2)
- **SP Team TKI:** K. Neal/R. Alford (2)



NUMBERS ON THE BOARD

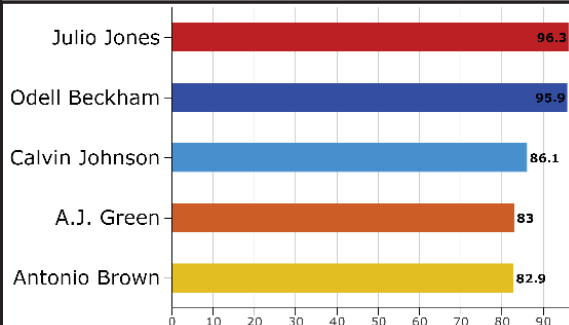
The team averaged a league-high and franchise high 33.8 points per game. The team is currently averaging 40 points per game this postseason.

| Franchise Points per Game | | |
|---------------------------|--------|---------|
| Season | Pts/Gm | Tot/Pts |
| 2016 | 33.8 | 540 |
| 1998 | 27.6 | 442 |
| 1981 | 26.6 | 426 |
| 2012 | 26.2 | 419 |
| 2010 | 25.9 | 414 |

The team broke the franchise record for most points scored in a season in Week 15. Their 540 total points on the season, tied them with the 2000 St. Louis Rams for the eighth most points scored in a season.

THE GOAT?

Julio Jones averages 96.3 yards per game for his career, which is first on the NFL's all-time career receiving yards per game list.



Jones averaged 100.6 yards per game this season, which led the League.

RYAN'S 20 FRANCHISE RECORDS

- **37,701** - Most passing yards (career)
- **4,944** - Most passing yards (season, '16)
- **5,064** - Most passes attempted (career)
- **3,288** - Most passes completed (career)
- **651** - Most passes attempted (season, '13)
- **503** - Most passing yards (single game, '16)
- **439** - Most passes completed (season, '13)
- **272** - Consecutive passes w/o an INT - '12
- **240** - Most passing touchdowns (career)
- **155.9** - Highest passer rating (single game, '14)
- **117.1** - Highest passer rating (season, '16)
- **93.6** - Highest passer rating (career)
- **87.5** - Highest completion pct. (single gm, '14)
- **69.9** - Highest completion pct. (season, '16)
- **64.9** - Highest completion pct. (career)
- **38** - Most touchdown passes (season, '16)
- **41** - Most 300-yard games (career)
- **22** - Most consecutive completions ('12)
- **7** - Most 300-yard games (season, '12 & '13)
- **12** - Games w/100+ passer rating (season, '16)

ON TARGET

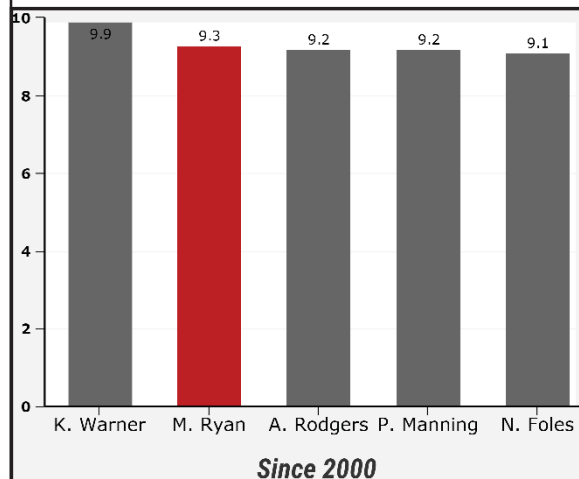
Matt Ryan had one of the best seasons of his career and a MVP-caliber year.

| Completion Percentage | | |
|-----------------------|-------------|------------|
| Player | Cmp Pct. | Cmp |
| Sam Bradford | 71.6 | 395 |
| Drew Brees | 70.0 | 471 |
| Matt Ryan | 69.9 | 373 |
| Dak Prescott | 67.8 | 311 |
| Tom Brady | 67.4 | 291 |

Ryan completed at least 70-percent of his passes eight times this season. He completed a career high 69.9-percent of his passes this season, which was third in the NFL. He's currently completing 70.7-percent of his passes this postseason.

AIRING IT OUT

Matt Ryan averaged a career high 9.3 yards per attempt. This total was also the highest mark in the NFL this season.



His 9.3 yards per attempt were the most recorded in the NFL since 2000 - Kurt Warner 9.9.

NO PICKS FOR YOU

Matt Ryan threw for a career-high 38 touchdowns and a career-low seven interceptions.

| TD/Int Ratio | | | |
|------------------|-----------|----------|------------|
| Player | TD | Int | TD/INT |
| Tom Brady | 28 | 2 | 14.0 |
| Dak Prescott | 23 | 4 | 5.8 |
| Aaron Rodgers | 40 | 7 | 5.7 |
| Matt Ryan | 38 | 7 | 5.4 |
| Derek Carr | 28 | 6 | 4.7 |

Ryan had a 5.4 touchdown to interception ratio, which was fourth in the NFL.



GAME WINNING DRIVES

According to Pro Football Reference, QB Matt Ryan has led the Falcons on 33 game-winning drives and 25 fourth quarter comebacks (including postseason) in his career.



QUICK SLANT

Just Throw It Anywhere

The Falcons had 10 players with two-or-more TD receptions - first time in NFL history that a team has done that, according to STATS, LLC.

HISTORIC PERFORMANCE

Julio Jones' 300 receiving yards he put up against Carolina in Week 4 are the fourth most in the Super Bowl era.

Single Game Rec Yds Leaders

| Player | Yds |
|-------------------------|------------|
| Flipper Anderson, L.A. | 336 |
| Calvin Johnson, Det | 329 |
| Stephone Paige, KC | 309 |
| Julio Jones, Atl | 300 |

Jones' 497 catches in his first 79 games are the most in NFL history in a player's first 79 games.

HISTORY MAKERS

In week seven, Matt Ryan broke an NFL record by throwing for 200+ yards in 46 straight games.

All-Time 200+ Pass Yds Streak

| Player | Games | Yds |
|------------------|-----------|---------------|
| *M. Ryan | 55 | 16,130 |
| *Drew Brees | 51 | 16,398 |
| Dan Fouts | 45 | 13,882 |
| Drew Brees | 43 | 14,300 |
| * Active Streaks | | |

Ryan became the first player in NFL history to pass for 200+ yards in 50 consecutive games.

100-YARD GAMES

Julio Jones passed the 100-yard mark for the seventh time this season in week 13, which is tied for the second most 100-yard games in a season.

Most 100-Yd Games

| Player | 100-Yd Gms |
|--------------------|------------|
| Roddy White | 39 |
| Julio Jones | 35 |
| Alfred Jenkins | 16 |
| Andre Rison | 15 |
| Terance Mathis | 14 |

Jones is the only player in NFL history to have two postseason games with at least 180 receiving yards and two touchdown catches.





SCORING MACHINE

Devonta Freeman had his third three rushing touchdown game of his career in Week 15.

Multi-Touchdown Games

| Opponent | TDs | Rush | Rec |
|-------------------|-----|------|-----|
| vs. 49ers '16 | 3 | 3 | 0 |
| at Cowboys '15 | 3 | 3 | 0 |
| vs. Texans '15 | 3 | 3 | 0 |
| vs. Chiefs '16 | 2 | 2 | 0 |
| vs. Cardinals '16 | 2 | 2 | 0 |
| vs. Packers '16 | 2 | 1 | 1 |
| vs. Saints '15 | 2 | 1 | 1 |

Freeman has seven multi-touchdown games for his career, and he's recorded back-to-back multi touchdown games twice in his career.

MVP-ESQUE

Matt Ryan had a career-high and NFL-best 117.1 passer rating.

All-Time Passer Rating

Player Rating

| | |
|-----------------|-------|
| A. Rodgers, '11 | 122.5 |
| P. Manning, '04 | 121.1 |
| N. Foles, '13 | 119.2 |
| T. Brady, '07 | 117.2 |

M. Ryan, '16 117.1

*3 of 5 players have won

MVP - Ryan/Foles

Ryan has had a 120+ passer rating in each of his past six games (including playoffs). In those six games he's been 142-of-195 for 1,861 yards with 18 touchdowns, zero interceptions and a 133.3 passer rating.

MAYOR OF PICK CITY

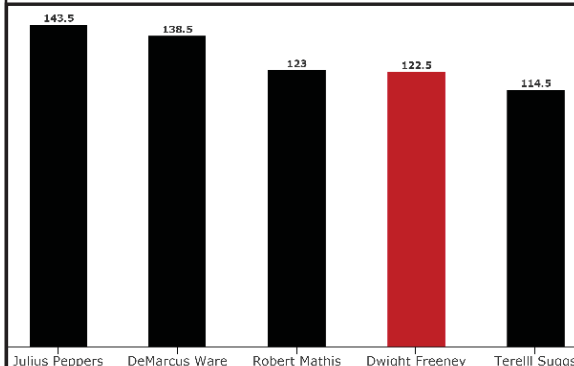
CB Robert Alford recorded two interceptions in Week 4 versus the Panthers. Since 2014, Alford is one of four players with three multi-interception games.

Multi-Int Games

| Player | Game | Date |
|----------------------|--------------|----------|
| Mike Adams | vs. N.E. | 11/16/14 |
| | vs. Hou | 10/8/15 |
| | vs. Ten | 9/28/14 |
| Robert Alford | vs. Bal | 10/19/14 |
| | vs. Car | 10/2/16 |
| | vs. Was | 10/11/15 |
| Marcus Peters | vs. Bal | 12/20/15 |
| | vs. NYJ | 9/25/16 |
| | vs. Hou | 9/18/16 |
| D. Rodgers-Cromartie | vs. Cowboys | 10/25/15 |
| | vs. Rams | 10/23/16 |
| | vs. Redskins | 1/1/17 |

SACK LEGEND

DE Dwight Freeney recorded his third sack of the season in Week 5 versus the Broncos. He now has 122.5 sacks in his career.



Freeney's 122.5 career sacks rank 18th in NFL history and fourth among active sack leaders (sacks became an official stat in 1982).

LEADING MAN

QB Matt Ryan has thrown for more than 300 yards 41 times in his career, including four games with more than 400 yards.

TD Passes '12-'16

| Player | TD |
|------------------|------------|
| Drew Brees | 184 |
| Aaron Rodgers | 165 |
| Tom Brady | 156 |
| Philip Rivers | 151 |
| Matt Ryan | 145 |

He has recorded 75 career multi-touchdown games and has led the Falcons to a 25-5 record when he throws for three-or-more touchdowns. Since 2012, Ryan ranks in the top five in touchdown passes.

ALL-TIME INT RETURNS

In week three versus the Saints, Rookie LB Deion Jones recorded his first career interception and touchdown in his hometown.

Longest INT Ret in Franchise History

| Player | Yards | Year | Opp |
|--------------------|-----------|------------|-----------|
| Tom Pridemore | 101 | '81 | SF |
| Chevis Jackson | 95 | '08 | NO |
| Ken Reaves | 90 | '68 | LA |
| Deion Jones | 90 | '16 | NO |

The return was 90 yards, which is tied for the third-longest interception return for a touchdown in franchise history.

QUICK SLANT

Defensive ROY?

Deion Jones is one of two Falcons rookies in franchise history to record an interception during a playoff game - Chevis Jackson (1/3/09 vs. Ari).

2

MATT RYAN

QUARTERBACK

BOSTON COLLEGE

9TH YEAR WITH FALCONS



2010, 2012, 2014, 2016



HEIGHT:

6'4"

WEIGHT:

217

BIRTHDATE:

5/17/85

NFL EXP:

9 YRS

ACQUIRED:

D1-'08

MATT RYAN VS. AFC EAST

Matt Ryan averages 264.0 passing yards per game versus teams in the AFC East. In his last game against the Patriots he threw for 421 yards and two touchdown passes.

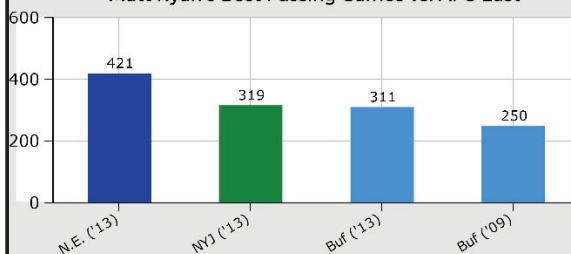


61.2%



Matt Ryan has completed 61.2-percent of his passes against teams in the AFC East.

Matt Ryan's Best Passing Games vs. AFC East



PASSING LEADERS

Matt Ryan finished the season second in the NFL in passing yards and touchdowns.

Passing Yardage Leaders

| Player | TDs | Yds |
|------------------|-----------|--------------|
| Drew Brees | 37 | 5,208 |
| Matt Ryan | 38 | 4,944 |
| Kirk Cousins | 25 | 4,917 |
| Aaron Rodgers | 40 | 4,428 |
| Philip Rivers | 33 | 4,386 |

HISTORIC NUMBERS

Matt Ryan became the first player with four touchdown passes in a conference championship game since Kurt Warner for Cardinals in 2008.

Playoff Stats

| Player | TD | Yds | Cmp% | Rate |
|-----------------------|----------|------------|-------------|--------------|
| Kerry Collins, '01 | 5 | 381 | 71.8 | 120.8 |
| Matt Ryan, '17 | 4 | 392 | 71.1 | 139.4 |
| Dan Marino, '85 | 4 | 421 | 65.6 | 135.4 |
| Roger Staubach, '76 | 4 | 220 | 61.5 | 112.2 |
| Kurt Warner, '09 | 4 | 279 | 75.0 | 145.7 |

Since 1970, Ryan is one of five quarterbacks to throw for four-or-more touchdowns in a conference championship game.

PLAYOFF MATT

Matt Ryan has played in seven career playoff games.

396

Most Yards

280

Yards Per Game

4

Most TD Passes

67.6

Completion Percentage

1

Matt Ryan threw for a franchise record 396 yards in the playoffs versus the San Francisco 49ers in 2012 - a NFC Championship game record.



Matt Ryan averages 280 passing yards per game in the playoffs.



Matt Ryan threw a career and franchise record four touchdown passes vs. Green Bay in the Conference Championship game (2016).



Matt Ryan has a 67.6 completion percentage in the playoffs. He completed 71.4-percent of his passes against the 49ers in 2012.

He averages 280.0 yards per game and has completed 67.6-percent of his passes. Ryan also has thrown 16 touchdown passes and has a 98.8 passer rating.

FRANCHISE QB

Matt Ryan has been to the playoffs more than any other quarterback in franchise history.

Playoff Stats

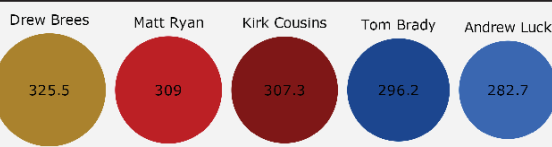
| Player | Games | Yds | TDs | Rate |
|------------------|----------|--------------|-----------|-------------|
| Matt Ryan | 7 | 1,960 | 16 | 98.8 |
| Steve Bartkowski | 4 | 792 | 5 | 56.6 |
| Chris Chandler | 3 | 728 | 4 | 80.6 |
| Michael Vick | 4 | 609 | 3 | 71.2 |
| Chris Miller | 2 | 469 | 3 | 63.2 |

He also has the franchise record for most passing yards in the playoffs, as well as passing touchdowns and passer rating.

He's also the only quarterback in franchise history to make it to the conference championship multiple times.

AERIAL ATTACK

Matt Ryan averaged a career high 309 yards per game in 2016, which was second in the NFL.





JULIO JONES

WIDE RECEIVER

UNIVERSITY OF ALABAMA
6TH YEAR WITH FALCONS



2012, 2014, 2015, 2016



HEIGHT:

6'3"

WEIGHT:

220

BIRTHDATE:

2/3/89

NFL EXP:

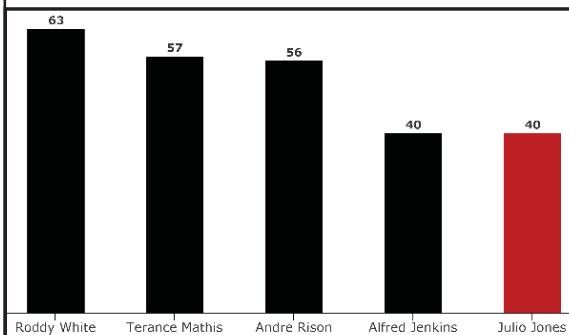
6 YRS

ACQUIRED:

D1-'11

LIVING IN THE END ZONE

Julio Jones has 40 career receiving touchdowns, which ties him for fourth on the franchise's all-time list.



CLIMBING THE CHARTS

Julio Jones passed former Falcons receiver Terance Mathis and moved to second on the franchise's all-time receiving yards list on the first play of the game in week 13.

Falcons Rec Leaders

| Player | Yds |
|--------------------|--------------|
| Roddy White | 10,611 |
| Julio Jones | 7,610 |
| Terance Mathis | 7,349 |
| Alfred Jenkins | 6,267 |
| Andre Rison | 5,633 |

He passed Mathis in 49 fewer games played - Jones 77 games; Mathis 126 games.

JET JONES

Julio Jones finished the season second in receiving yards - played two less games than everybody in the top four.

Receiving Yards

| Player | Rec | Yds | Yds/Rec |
|--------------------|-----------|--------------|-------------|
| T.Y. Hilton | 91 | 1,448 | 15.9 |
| Julio Jones | 83 | 1,409 | 17.0 |
| Odell Beckham | 101 | 1,367 | 13.5 |
| Mike Evans | 96 | 1,321 | 13.8 |
| Antonio Brown | 106 | 1,284 | 12.1 |

His 17.0 yards per reception were fourth in the league. He's currently averaging 123.5 receiving yards per game and 16.5 yards per reception in the postseason.

PLAYOFF JULIO

Julio Jones averages 110.4 yards per game in the playoffs.

182

Most Yards

110.4

Yards Per Game

5

Touchdown Receptions

11

Most Receptions



Julio Jones went for a franchise record 182 yards in the playoffs versus the San Francisco 49ers in 2012. He holds the franchise record for most career playoff receiving yards (372).



In five career playoff games, Jones averages 110.4 receiving yards per game.



Julio Jones has five career touchdown receptions in the playoffs, which is a franchise record.



In 2012, Jones tied a franchise record with 11 receptions in a playoff game. He averages eight receptions per game in the playoffs.

He has a franchise record five career touchdown receptions and 552 career receiving yards in the playoffs.

QUICK SLANT

Producing First:

Julio Jones' 64 first down receptions were tied for fourth in the NFL.

IT'S MY TIME

Julio Jones' two touchdown receptions versus Green Bay, moved him into the franchise record book, as he now holds the record for most postseason touchdowns (5).

Falcons Playoff Rec Leaders

| Player | Rec | Yds | TDs |
|--------------------|------------|----------|----------|
| Julio Jones | 552 | 5 | 5 |
| Roddy White | 369 | 3 | 3 |
| Terance Mathis | 322 | 3 | 3 |
| Tony Martin | 271 | 0 | 0 |
| Wallace Francis | 267 | 2 | 2 |

Jones second touchdown versus the Packers was a 73-yard reception, which was a career and franchise playoff high.

7 FRANCHISE RECORDS

- **1,871** - Most rec yds (single season, '15)
- **300** - Most receiving yards in a game
- **182** - Most receiving yards (playoff game)
- **136** - Most receptions (single season, '15)
- **959** - Most receiving yards (rookie)
- **8** - Most touchdown receptions (rookie)
- **9** - Most 100-yd rec gms in a season ('15)

24

DEVONTA FREEMAN

RUNNING BACK

FLORIDA STATE UNIVERSITY
3RD YEAR WITH FALCONS



HEIGHT:

5'8"

WEIGHT:

206

BIRTHDATE:

3/15/92

NFL EXP:

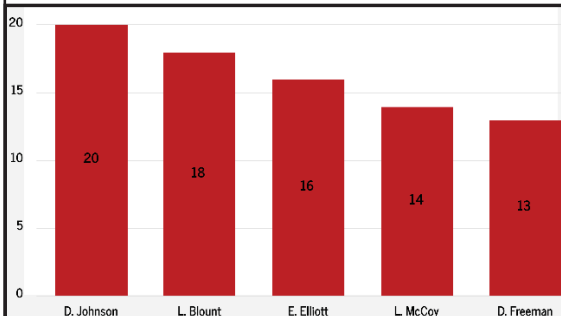
3 YRS

ACQUIRED:

D4-'14

FIND ME IN THE ENDZONE


RB Devonta Freeman racked up 1,541 total yards and 13 total touchdowns, the fifth most touchdowns in the NFL among running backs.



Freeman became the ninth Falcon with two seasons of 10-or-more touchdowns in Week 15. He also is the only player in the NFL over the last two years who has three games with three rushing touchdowns.

2016 RUSHING LEADERS

Devonta Freeman had 30 rushes of 10+ yards this season, which was eighth in the NFL.



Freeman has a total of 70 rushes of 10+ yards, which is fourth on the all-time franchise list among running backs.

COUNT ON ME

In two career playoff games, Devonta Freeman has recorded 122 receiving yards, which is the most a running back has recorded in the playoffs in franchise history.

RB Receiving Yds

| Player | Rec Yds |
|-----------------|---------|
| Devonta Freeman | 122 |
| Warrick Dunn | 102 |
| Jamal Anderson | 59 |
| Tevin Coleman | 57 |
| Bubba Bean | 44 |

SEASON/GAME HIGHS

Devonta Freeman racked up 207 total yards from scrimmage in week three versus the New Orleans Saints. That total was the tied for the sixth-highest single-game total this season among running backs.

2016 Total Yardage Bests

| Player | Yds | Rush | Rec | Wk |
|-----------------|-----|------|-----|----|
| Le'Veon Bell | 298 | 236 | 62 | 14 |
| Melvin Gordon | 261 | 196 | 65 | 9 |
| Jay Ajayi | 216 | 214 | 2 | 7 |
| Jay Ajayi | 209 | 206 | 3 | 16 |
| Ezekiel Elliot | 209 | 114 | 95 | 10 |
| Devonta Freeman | 207 | 152 | 55 | 3 |

RB TANDEM

Devonta Freeman and Tevin Coleman teamed up for 200 total yards six times this season - four games in a row. The team is 6-0 when the duo reaches the 200-yard mark.

150+ Yard Games

Opp. Total Yards

| | |
|-----------------------------|------------|
| @N.O. - Wk 3, W | 296 |
| @ Den - Wk 5, W | 286 |
| vs. N.O. - Wk 17, W | 236 |
| @Car - Wk 16, W | 223 |
| vs. S.F. - Wk 15, W | 221 |
| vs. Sea - Div. Rd, W | 206 |
| vs. S.D. - Wk 7, L | 174 |
| @Oak - Wk 2, W | 164 |
| vs. T.B. - Wk 1, L | 157 |
| vs. K.C. - Wk 13, L | 154 |
| vs. G.B.-Champ Rd, W | 148 |

They combined for 2,482 yards and 24 total touchdowns during the regular season. The team is 8-3 this season when the two combine for 100+ yards.

FRANCHISE NUMBERS

Devonta Freeman has six career receiving touchdowns, tied for the fifth most by a running back in franchise history.

All-Time RB Rec Leaders

| Player | TD |
|-----------------|----|
| William Andrews | 11 |
| Justin Griffith | 9 |
| Jason Snelling | 9 |
| Jamal Anderson | 7 |
| Devonta Freeman | 6 |

3

MATT BRYANT

KICKER

BAYLOR
8TH YEAR WITH FALCONS

HEIGHT:

5'9"

WEIGHT:

203

BIRTHDATE:

5/29/75

NFL EXP:

15 YRS

ACQUIRED:

FA-'09

ALL-TIME POINTS LEADERS

K Matt Bryant broke former Falcons K Morten Andersen's franchise record for points scored in week eight. Bryant broke the record on an extra point in the first quarter following Taylor Gabriel's 47-yard touchdown reception. He now has 892 points.

All-Time Point Leaders

| Player | Pts |
|--------------------|------------|
| Matt Bryant | 892 |
| Morten Andersen | 806 |
| Mick Luckhurst | 558 |
| Jay Feely | 436 |
| Norm Johnson | 395 |

POINT MAN

Matt Bryant scored 158 points this season, which lead all scorers.

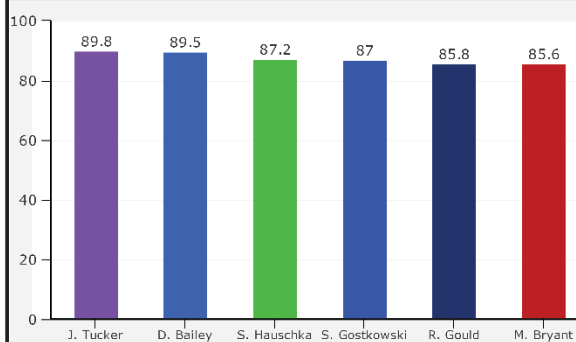
Points Scored

| Player | Pts |
|--------------------|------------|
| Matt Bryant | 158 |
| Justin Tucker | 137 |
| Dustin Hopkins | 134 |
| Caleb Sturgis | 126 |
| Wil Lutz | 125 |

Bryant broke the franchise record for most points scored in a season in Week 16. Also, his 158 points are the 10th most points scored in an NFL season.

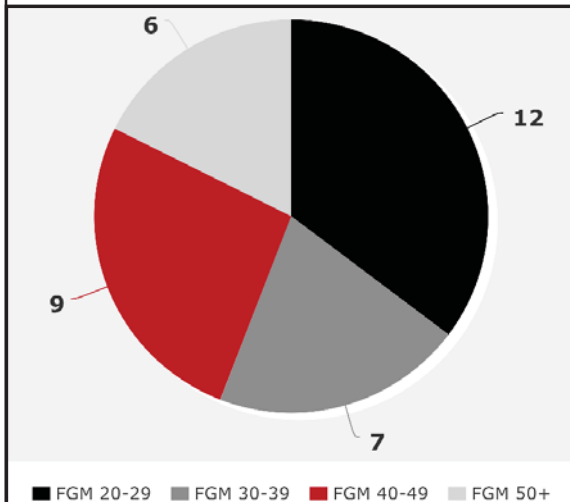
PRETTY ACCURATE

Matt Bryant ranks sixth on the NFL's active field goal percentage leaders.



DISTANCE

Matt Bryant has shown his accuracy on kicking field goals from longer distances.



Bryant has connected on all nine of his field goals from 40-49 yards, ranking him tied for first in the NFL with 100-percent of field goals made from that distance.

THROUGH THE UPRIGHTS

Matt Bryant has a career seven made field goals in the postseason, which is second in franchise history.

Field Goals Made

| Player | FGM |
|--------------------|----------|
| Morten Andersen | 9 |
| Matt Bryant | 7 |
| Jay Feely | 6 |
| Tim Mazzetti | 4 |
| Norm Johnson | 2 |

Bryant has made all three of his field goal attempts this postseason.

QUICK SLANT

It's Good:

Matt Bryant went two-for-two versus Seattle on field goals, which tied him for the second most in franchise history – Jay Feely 6; Morten Andersen 9.

PLAYOFF POINTS LEADERS

Matt Bryant is the franchise's postseason scoring leader (39).

Franchise Point Leaders

| Player | Pts |
|--------------------|-----------|
| Matt Bryant | 39 |
| Morten Andersen | 35 |
| Julio Jones | 30 |
| Jay Feely | 28 |
| Tim Mazzetti | 19 |

44

VIC BEASLEY JR.

DEFENSIVE END

CLEMSON
2ND YEAR WITH FALCONS



HEIGHT:

6'3"

WEIGHT:

246

BIRTHDATE:

7/8/92

NFL EXP:

2 YRS

ACQUIRED:

D1-'15

KNOCKING THE BALL LOOSE

Vic Beasley Jr. recorded his league leading sixth forced fumble of the year against the Rams in Week 14.

Forced Fumbles

| Player | FF |
|------------------------|----------|
| Vic Beasley Jr. | 6 |
| Bruce Irvin | 6 |
| Keanu Neal | 5 |
| Cameron Wake | 5 |
| Cliff Avril | 5 |

Rookie S Keanu Neal ranked tied for third in the NFL with five forced fumbles.

SACK 'EM

OLB Vic Beasley Jr. recorded a career high 3.5 sacks versus the Broncos. He finished with 15.5 sacks on the year.

Single Gm Sack Leaders

| Player | Sacks |
|----------------------------|------------|
| Claude Humphrey (x2) | 5.0 |
| Chuck Smith '97 | 5.0 |
| Claude Humphrey '71 | 4.0 |
| Vic Beasley Jr. '16 | 3.5 |
| John Abraham '11 | 3.5 |
| Chris Doleman '95 | 3.5 |
| Travis Hall '97 | 3.5 |

Since 1994, his 3.5 sacks are tied for the second most by a Falcons in a single game.

I'LL TAKE THAT

Vic Beasley Jr.'s six forced fumbles on the season were tied for the most in franchise history.

Single Season FF

| Player | FF |
|-----------------------------|----------|
| Vic Beasley Jr., '16 | 6 |
| John Abraham, '12 | 6 |
| Keanu Neal, '16 | 5 |
| Lester Archambeau, '98 | 5 |
| John Abraham, 06 | 4 |

Rookie S Keanu Neal's five forced fumbles were tied for the third most in a season in franchise history.

AIMING HIGH

In week 14, Vic Beasley Jr. became the first Falcon - and 10th NFL player - with 3+ sacks and a fumble returned for a touchdown in a single game since sacks became official in 1982.



John Abraham

Vic Beasley Jr.



John Abraham

Patrick Kerney



Beasley Jr. finished the season with 15.5 sacks on the season, one away from the franchise record.

GETTING TO THE QB

Vic Beasley Jr. pushed his sack total to 15.5, which led the league.

2016 Sack Leaders

| Player | Sacks | Sack Yds |
|------------------------|-------------|-------------|
| Vic Beasley Jr. | 15.5 | 93.0 |
| Von Miller | 13.5 | 65.0 |
| Danielle Hunter | 12.5 | 102.5 |
| Lorenzo Alexander | 12.5 | 74.0 |
| Markus Golden | 12.5 | 96.5 |



PLAYER OF THE WEEK

Julio Jones wins NFC offensive player of the week for his performance during week four of the NFL season.



Jones set a franchise record with 300 receiving yards on 12 receptions in Atlanta's 48-33 win over the Carolina Panthers. He became just the fourth player in the Super Bowl era to record 300 receiving yards in a single game. Jones added a 75-yard touchdown, his sixth career touchdown of 70+ yards. He also averaged 25 yards per reception, which is tied for the fifth best single-game average among receivers with at least 10 catches. Jones' Week 4 performance vaulted him into the NFL lead with 488 receiving yards this season.

This is Jones' third time winning player of the week. Since the start of the 2015 season, it is the most by any wide receiver during that span.

PLAYER OF THE WEEK

Matt Ryan wins NFC Offensive Player of the Week for week nine.



Ryan tossed four touchdowns in the Falcons, 43-28, win over the Tampa Bay Buccaneers on Thursday Night Football. He completed 73.5 percent of his passes, connecting on 25-of-34 throws, while totaling 344 yards and a season-high 144.7 passer rating. Ryan hit seven different receivers in the game, including passes of 20+ yards to six different players. He threw touchdowns to four different players, including his league-leading 10th touchdown of 20+ yards on a 32-yard strike to Levine Toilolo.

PLAYER OF THE WEEK

Vic Beasley Jr. wins NFC Defensive Player of the Week for his performance against the Los Angeles Rams.



Beasley Jr. posted his second three-sack game of his career and scored his first career touchdown in Atlanta's 42-14 win over Los Angeles. He is the first Falcon and 10th NFL player with three sacks and a fumble recovery returned for a touchdown since sacks became an official statistic in 1982.

This was Beasley Jr.'s first time winning the Player of the Week award, and he is the first defensive player to win the award for the Falcons since William Moore won in week 12.

PLAYER OF THE WEEK

Devonta Freeman wins NFC Offensive Player of the Week for his performance against the San Francisco 49ers.



Freeman posted his third career three touchdown game in Atlanta's 41-13 win over San Francisco. The running back out of Florida State is the only player in the NFL over the last two years who has had three games with three rushing touchdowns and now has seven multi-touchdown games for his career.

He also tacked on 139 rushing yards on 20 carries for a 7.0 yards per carry average, marking the sixth time in his career he's crossed the 100-yard barrier. This was Freeman's first time winning the Player of the Week award.

PLAYER OF THE WEEK

Matt Bryant wins Player of the Week for his performance against the Carolina Panthers in Week 16.



Bryant converted four of five field goal attempts including a pair of 50+ yard kicks in Atlanta's Week 15 win over the Carolina Panthers. The first-time Pro Bowler broke his own franchise record for points in a single season, running his tally to a league leading 150 points. Bryant's 15 points on Saturday helped the NFL's highest scoring offense become just the 20th team to record 500 points in a season (502).

PLAYER OF THE WEEK

Matt Ryan wins NFC Offensive Player of the Week for his performance against the New Orleans Saints.




Ryan completed 27-of-36 passes (75-percent) for 331 yards and tied his career high with four touchdown passes. He also posted a passer rating of 139.9, giving him four straight games with a rating above 120 and 12 such games this season – tying for the second most in a single season in league history (according to Pro Football Reference). Ryan's four TD passes all came in the first half and he completed each of his scoring strikes to a different receiver.

This was Ryan's eighth time in his career winning this award, which is the most in franchise history.



PLAYER OF THE MONTH - DEC/JAN

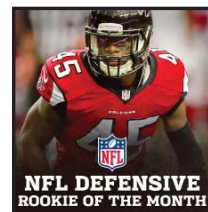
Vic Beasley Jr. won NFC Defensive Player of the Month for his performance in the months of December/January.



During the last five games of the season Beasley Jr. recorded six sacks, along with two forced fumbles – both were tied for the most in the NFL over that time period. Beasley Jr. is the first Falcons linebacker to win Defensive Player of the Month since 1991 (Jessie Tuggle). DT Rod Coleman was the last player on the Falcons to win the Defensive Player of the Month award (2005).

PLAYER OF THE MONTH - SEPT.

Deion Jones wins NFL defensive rookie of the month for the month of September.



Through three games Jones has recorded 25 total tackles, which leads all rookies in that category. In week three, the New Orleans native had quite a homecoming at the Mercedes-Benz Superdome on Monday Night Football, totaling nine tackles (eight solo), one interception and two passes defended.

Jones is the third player in franchise history to win the NFL rookie of the month award – first defensive player – joining Julio Jones and Matt Ryan.

PLAYER OF THE MONTH - OCT.

Matt Bryant won NFC Special Teams player of the month for the month of October.



During the month of October, Bryant went 11-of-12 on field goals, ranking him second in made field goals for the month. Bryant also led all scorers during the month, with 50 points. He currently leads all players in scoring in the NFL with 78 total points.

Bryant joins Morten Andersen as the only kickers in Falcons history to win multiple Special Teams Player of the Month awards.



PLAYER OF THE MONTH - SEPT.

Matt Ryan won NFC Player of the month for the month of September.



Ryan closed out the month of September with a big time performance on Monday Night Football, leading the Falcons to a 45-32 win over the division rival New Orleans Saints. Ryan threw for 240 yards on 20-of-30 passing with two touchdowns and a 113.2 quarterback rating in the win. He directed an offense that scored on six straight drives, including touchdowns on five straight red zone possessions.

The ninth-year signal caller has guided the Falcons to a 2-1 record in the first three games of 2016. He completed 73-of-103 pass attempts for an NFC-best 70.9 completion rate while throwing for 970 yards. This is Ryan's third time winning the player of the month award in his career – first since September of 2012. His three Player of the Month awards are also the most by any player in franchise history.

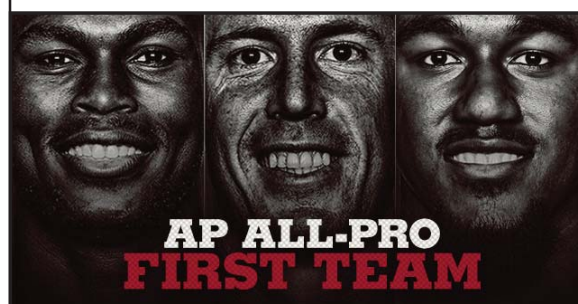
QUICK SLANT

Pro Bowl:

Six players were named to the Pro Bowl: Matt Ryan, Julio Jones, Devonta Freeman, Alex Mack, Matt Bryant, and Vic Beasley Jr. That's the most Pro Bowl players the Falcons have had since 2010.

AP ALL-PRO

Vic Beasley Jr., Julio Jones and Matt Ryan were named to the Associated Press All-Pro team.





MAN BEHIND THE CURTAIN

Since acquiring the Falcons in 2002, Owner & Chairman Arthur M. Blank has raised the bar and level of expectations for the Falcons in constructing a talented and creative team to lead his club both on and off the field.



Since Blank purchased the team, Atlanta has posted a 129-110-1 record, which is the fifth best in the NFC over that span. In the last nine seasons, the Falcons have gone 85-59, which is the sixth-best record in the NFL.

Winning Pct. Since '08

| Team | W-L | Pct. |
|----------------|--------------|-------------|
| New England | 110-34 | .764 |
| Green Bay | 93-50-1 | .649 |
| Pittsburgh | 93-51 | .646 |
| Denver | 87-57 | .604 |
| Indianapolis | 87-57 | .604 |
| Atlanta | 85-59 | .590 |
| Baltimore | 85-59 | .590 |
| New Orleans | 84-60 | .583 |

Under Blank, the Falcons have posted a .540 winning percentage, better than the .394 winning percentage that the franchise posted in the 35 years prior to Blank's purchase of the team.

Winning Pct. Since '02

| Years | W-L | Pct. |
|----------------|------------------|-------------|
| 2002-16 | 129-110-1 | .540 |
| 1966-01 | 212-327-5 | .394 |

Six of the franchise's 10+ win seasons have come under of the ownership of Blank.



MERCEDES-BENZ STADIUM

The Georgia World Congress Center Authority and Atlanta Falcons completed an agreement for a new retractable roof stadium to be built on the Georgia World Congress Center campus. Scheduled to open for the 2017 NFL season, the Mercedes-Benz Stadium will serve as the home of the Atlanta Falcons in addition to Atlanta's new MLS club, as well as conventions, and entertainment events.

The Authority and Falcons have created a long-term solution for the region, state and Falcons by agreeing to a new stadium on the Georgia World Congress Center campus. The new facility will allow the Falcons to provide a league-competitive game day experience for fans and ensure the city and state are able to retain major events currently held at the Georgia Dome as well as attract new marquee events to the region.

BLANK'S COMMITMENT

At the start of his tenure, Blank made a three-point commitment to Falcons fans which he maintains today as the leader of the franchise.



Put a perennially-winning product on the field.

Under Blank, the Falcons have earned six postseason berths, including a trip to the NFC Championship Game in 2004, 2012 and 2016 and three NFC South Division crowns over the last six seasons. In 2010 & 2012, the Falcons posted an NFC-best 13-3 record. This season the Falcons are making their second - first under Blank - Super Bowl appearance.



Provide a great game day experience.

The Falcons and the Georgia World Congress Center invested \$53 million into enhancements inside and outside of the Georgia Dome, including new HD video boards, suite and club seat renovations, and red and black paint to give the Dome the look and feel of the home of the Falcons.



Have a winning team off the field and in the community.

One of the hallmarks of Blank's philosophy is giving back to the community. The Falcons' community outreach efforts are led by the Atlanta Falcons Youth Foundation (AFYF), the largest team-funded foundation in the NFL. Since 2002, the foundation has awarded more than \$16 million in grants to more than 700 non-profit organizations.

WESTSIDE WORKS


The Arthur M. Blank Family Foundation, in partnership with Construction Education Foundation of Georgia (CEFGA) and Integrity Community Development Corporation (Integrity CDC) will open Westside Works, a long-term neighborhood improvement program focused on creating employment opportunities and job training for residents of Westside communities.



Westside Works headquarters opened in June at the E.R. Carter School on Joseph E. Lowry Boulevard. For more information visit: www.westsideworks.org.

ATLANTA UNITED FC

Major League Soccer Commissioner Don Garber announced that Atlanta was awarded an expansion team that will begin play in 2017. Atlanta United FC is owned by Arthur Blank and will play at Mercedes-Benz Stadium currently under construction in downtown Atlanta.





MAN WITH A PLAN

Thomas Dimitroff is entering his ninth year as General Manager of the Atlanta Falcons. He recently signed a three-year contract extension, which will run congruent with Head Coach Dan Quinn's contract.

Since being hired in 2008, Dimitroff has selected several franchise cornerstones, including QB Matt Ryan, WR Julio Jones, LT Jake Matthews, CB Desmond Trufant, and RB Devonta Freeman. He has also added key veterans to the roster via free agency and trades like TE Jacob Tamme, C Alex Mack, and G Andy Levitre.

Dimitroff and Head Coach Dan Quinn are entering into the second year of their GM/HC partnership. They have continued to seek and craft a roster that highlights speed and physicality. Dimitroff re-signed core veterans DE Adrian Clayborn and LB Philip Wheeler. These players exemplified Quinn's fast and physical motto last season. Dimitroff also went out and added several players this offseason who would add substance to Quinn's program: DE Derrick Shelby, C Alex Mack, LB Sean Weatherspoon and OLB Courtney Upshaw.

DEEP DRAFTS

GM Thomas Dimitroff and the Falcons have a successful history of selecting players deep in the draft who go on to become key contributors to the team. In the last eight drafts, Atlanta has witnessed 48 players drafted in the second round or later compete in a combined 1,364 games.

Second Round:

2016 - LB Deion Jones
2015 - CB Jalen Collins
2014 - DE Ra'Shede Hageman
2013 - CB Robert Alford

Third Round:

2016 - TE Austin Hooper
2015 - RB Tevin Coleman

Fourth Round:

2016 - LB DeVondre Campbell
2015 - WR Justin Hardy
2014 - RB Devonta Freeman
2013 - TE Levine Toilolo

Fifth Round:

2015 - DT Grady Jarrett

Sixth Round:

2016 - G Wes Schweitzer
2011 - P Matt Boshier

Seventh Round:

2013 - S Kemal Ishmael

* - Players listed are currently on the Falcons roster.



CB Robert Alford is ranked tied for second in career interceptions among CB who were drafted in 2013

PRO BOWL FINDER

General Manager Thomas Dimitroff has drafted or signed nine current players that have made a Pro Bowl appearance. Those seven players have been to the Pro Bowl a combined 22 times.

| Player | Pro Bowls | How Acquired |
|--------------------|---|---|
| QB Matt Ryan |    | Draft '08 - 1 st round (3 rd overall) |
| WR Julio Jones |    | Draft '11 - 1 st round (6 th overall) |
| C Alex Mack |    | FA'15 |
| RB Devonta Freeman |  | Draft '14 - 4 th round (103 rd overall) |
| CB Desmond Trufant |  | Draft '13 - 1 st round (22 nd overall) |
| FB Patrick DiMarco |  | Signed to Practice Squad '13 |

AN EYE FOR TALENT

Falcons General Manager Thomas Dimitroff worked his way up the NFL scouting ladder to become one of the NFL's most respected talent evaluators. Since Dimitroff overhauled Atlanta's roster in 2008, Falcons players have earned 23 trips to the Pro Bowl. Players acquired by Dimitroff represent 14 of those 23 trips, while his draft selections have earned seven trips to Hawaii.

Dimitroff's eye for talent extends beyond the NFL Draft to college players who go undrafted, also known as college free agents. The Falcons have three veteran players on their active roster who were originally signed by Atlanta as CFAs, including T Ryan Schraeder, and LB Paul Worilow. In addition to those veteran players, RB Terron Ward made the 53-man roster as a college free agent from Oregon State.

College Free Agents

2016

| Player | College |
|--------------------|------------------|
| *CB Brian Poole | Florida |
| *S S. Neasman | Florida Atlantic |
| *TE Joshua Perkins | Washington |

2015

| Player | College |
|-----------------|------------|
| *RB Terron Ward | Oregon St. |

2013

| Player | College |
|-------------------|--------------|
| *T Ryan Schraeder | Valdosta St. |
| *LB Paul Worilow | Delaware |

2012

| Player | College |
|--------------------|---------|
| *LS Josh Harris | Auburn |
| * - Active Roster | |
| ^ - Practice Squad | |

2016 Atlanta Falcons Alphabetical Roster

| # | PLAYER | POS | H | W | Birthdate | EXP | COLLEGE | ACQUIRED | HOMETOWN |
|----|---------------------|-----|------|-----|-----------|-----|------------------------|--------------|-----------------------|
| 23 | Alford, Robert | CB | 5-10 | 186 | 11/1/88 | 4 | Southeastern Louisiana | D2 '13 | Hammond, LA |
| 37 | Allen, Ricardo | S | 5-9 | 186 | 12/18/91 | 2 | Purdue | D5a '14 | Daytona Beach, FL |
| 95 | Babineaux, Jonathan | DT | 6-2 | 300 | 10/12/81 | 12 | Iowa | D2 '05 | Port Arthur, TX |
| 44 | Beasley Jr., Vic | OLB | 6-3 | 246 | 7/8/92 | 2 | Clemson | D1 '15 | Adairsville, GA |
| 5 | Bosher, Matt | P | 6-0 | 208 | 10/18/87 | 6 | Miami (Fla.) | D6 '11 | Jupiter, FL |
| 3 | Bryant, Matt | K | 5-9 | 203 | 5/29/75 | 15 | Baylor | FA '09 | Orange, TX |
| 59 | Campbell, De'Vondre | LB | 6-3 | 234 | 7/1/93 | R | Minnesota | D4 '16 | Fort Myers, FL |
| 65 | Chester, Chris | G | 6-3 | 303 | 1/12/83 | 11 | Oklahoma | FA '16 | Tustin, CA |
| 26 | Coleman, Tevin | RB | 6-1 | 210 | 4/16/93 | 2 | Indiana | D3 '15 | Tinley Park, IL |
| 32 | Collins, Jalen | CB | 6-1 | 203 | 3/20/93 | 2 | Louisiana State | D2 '15 | Olive Branch, MS |
| 76 | Compton, Tom | T | 6-5 | 308 | 5/10/89 | 4 | South Dakota | FA '16 | Rosemount, MN |
| 42 | DiMarco, Patrick | FB | 6-1 | 234 | 4/30/89 | 5 | South Carolina | FA '13 | Altamonte Springs, FL |
| 24 | Freeman, Devonta | RB | 5-8 | 206 | 3/15/92 | 3 | Florida State | D4a '14 | Miami, FL |
| 93 | Freeney, Dwight | DE | 6-1 | 268 | 2/19/80 | 15 | Syracuse | FA '16 | Hartford, CT |
| 18 | Gabriel, Taylor | WR | 5-8 | 165 | 2/17/91 | 3 | Abilene Christian | WA '16 | Mesquite, TX |
| 63 | Garland, Ben | G | 6-5 | 308 | 4/6/88 | 3 | Air Force | FA '15 | Grand Junction, CO |
| 38 | Goldson, Dashon | S | 6-2 | 200 | 9/18/84 | 9 | Washington | FA '16 | Carson, CA |
| 29 | Goodwin, C.J. | CB | 6-4 | 220 | 2/4/90 | 1 | California (PA) | FA '15 | Wheeling, WV |
| 77 | Hageman, Ra'Shede | DT | 6-6 | 318 | 8/8/90 | 3 | Minnesota | D2 '14 | Minneapolis, MN |
| 16 | Hardy, Justin | WR | 5-10 | 192 | 12/18/91 | 2 | East Carolina | D4 '15 | Vanceboro, NC |
| 47 | Harris, Josh | LS | 6-1 | 240 | 4/27/89 | 5 | Auburn | FA '12 | Carrollton, GA |
| 81 | Hooper, Austin | TE | 6-3 | 254 | 10/29/94 | R | Stanford | D3 '16 | San Ramon, CA |
| 94 | Jackson, Tyson | DE | 6-4 | 296 | 6/6/86 | 8 | Louisiana State | FA '14 | Edgard, LA |
| 97 | Jarrett, Grady | DT | 6-0 | 305 | 4/28/93 | 2 | Clemson | D5 '15 | Conyers, GA |
| 45 | Jones, Deion | LB | 6-1 | 222 | 11/4/94 | R | Louisiana State | D2 '16 | New Orleans, LA |
| 11 | Jones, Julio | WR | 6-3 | 220 | 2/8/89 | 6 | Alabama | D1 '11 | Foley, AL |
| 52 | Keyes, Josh | LB | 6-2 | 227 | 1/23/93 | 1 | Boston College | FA '16 | Ghent, NY |
| 67 | Levitte, Andy | G | 6-2 | 303 | 5/15/86 | 8 | Oregon State | TR '15 (Ten) | Santa Cruz, CA |
| 51 | Mack, Alex | C | 6-4 | 311 | 11/19/85 | 8 | California | FA '16 | Santa Barbara, CA |
| 70 | Matthews, Jake | T | 6-5 | 309 | 2/11/92 | 3 | Texas A&M | D1 '14 | Missouri City, TX |
| 22 | Neal, Keanu | SS | 6-0 | 211 | 7/26/95 | R | Florida | D1 '16 | Bushnell, FL |
| 20 | Neasman, Sharrod | S | 5-11 | 213 | 10/14/91 | R | Florida Atlantic | FA '16 | Palmetto, FL |
| 30 | Olatoye, Deji | CB | 6-1 | 205 | 7/20/91 | 1 | North Carolina A&T | FA '16 | Cleveland, OH |
| 82 | Perkins, Joshua | TE | 6-3 | 223 | 8/5/93 | R | Washington | CFA '16 | Cerritos, CA |
| 34 | Poole, Brian | CB | 5-9 | 213 | 10/20/92 | R | Florida | CFA '16 | Bradenton, FL |
| 50 | Reed, Brooks | DE | 6-3 | 254 | 2/28/87 | 6 | Arizona | FA '15 | Tucson, AZ |
| 53 | Reynolds, LaRoy | LB | 6-1 | 240 | 11/3/90 | 4 | Virginia | FA '16 | Norfolk, VA |
| 19 | Robinson, Aldrick | WR | 5-10 | 187 | 9/24/88 | 4 | Southern Methodist | FA '16 | Waxahachie, TX |
| 2 | Ryan, Matt | QB | 6-4 | 217 | 5/17/85 | 9 | Boston College | D1a '08 | Exton, PA |
| 12 | Sanu, Mohamed | WR | 6-2 | 210 | 10/22/89 | 5 | Rutgers | FA '16 | South Brunswick, NJ |
| 8 | Schaub, Matt | QB | 6-6 | 245 | 6/25/81 | 13 | Virginia | FA '16 | Pittsburgh, PA |
| 73 | Schraeder, Ryan | T | 6-7 | 300 | 5/4/88 | 4 | Valdosta State | FA '13 | Wichita, KS |
| 71 | Schweitzer, Wes | G | 6-4 | 300 | 9/11/93 | R | San Jose State | D6 '16 | Scottsdale, AR |
| 86 | Talavera, D.J. | TE | 6-4 | 260 | 7/27/91 | 3 | Utah State | FA '16 | West Jordan, UT |
| 80 | Toilolo, Levine | TE | 6-8 | 265 | 7/30/91 | 4 | Stanford | D4b '13 | La Mesa, CA |
| 91 | Upshaw, Courtney | DT | 6-2 | 272 | 12/13/89 | 5 | Alabama | FA '16 | Eufaula, AL |
| 92 | Vellano, Joe | DT | 6-2 | 300 | 10/30/88 | 3 | Maryland | FA '16 | Albany, NY |
| 28 | Ward, Terron | RB | 5-7 | 201 | 2/15/92 | 2 | Oregon State | FA '15 | San Francisco, CA |
| 14 | Weems, Eric | WR | 5-9 | 195 | 7/4/85 | 10 | Bethune-Cookman | FA '14 | Ormond Beach, FL |
| 41 | Wheeler, Philip | LB | 6-2 | 245 | 12/12/84 | 9 | Georgia Tech | FA '16 | Columbus, GA |
| 15 | Williams, Nick | WR | 5-10 | 184 | 11/23/90 | 3 | Connecticut | FA '16 | East Windsor, NJ |
| 55 | WorriLOW, Paul | LB | 6-0 | 230 | 5/1/90 | 4 | Delaware | FA '13 | Wilmington, DE |
| 33 | Wreh-Wilson, Blidi | CB | 6-1 | 190 | 12/5/89 | 4 | Connecticut | FA '16 | Malden, MA |

PRACTICE SQUAD

| | | | | | | | | | |
|----|-------------------|----|------|-----|----------|---|---------------------|--------|--------------------|
| 61 | Bykowski, Carter | T | 6-7 | 313 | 7/25/90 | 3 | Iowa State | FA '16 | Eden Prairie, MN |
| 17 | Daniels, B.J. | WR | 5-11 | 217 | 10/24/89 | 4 | South Florida | FA '16 | Tallahassee, FL |
| 66 | Graf, Kevin | OL | 6-6 | 309 | 6/17/91 | 1 | Southern California | FA '16 | Agoura Hills, CA |
| 49 | Griswold, Darion | TE | 6-5 | 265 | 12/23/92 | R | Arkansas State | FA '16 | Dumas, AR |
| 98 | Ifedi, Martin | DE | 6-3 | 275 | 9/4/91 | 1 | Memphis | FA '16 | Houston, TX |
| 64 | Muir, Blake | G | 6-6 | 315 | 5/10/91 | R | Baylor | FA '16 | Sydney, Australia |
| 35 | Pressley, Jhurell | RB | 5-11 | 198 | 5/20/94 | R | New Mexico | FA '16 | Newark, DE |
| 4 | Simms, Matt | QB | 6-3 | 210 | 9/27/88 | 5 | Tennessee | FA '16 | Franklin Lakes, NJ |
| 96 | Staten, Jimmy | DT | 6-4 | 304 | 5/4/91 | 1 | Middle Tennessee | FA '16 | Waycross, GA |
| 39 | White, Ryan | CB | 5-10 | 196 | 1/22/92 | R | Auburn | FA '16 | Tallahassee, FL |

INJURED RESERVE

| | | | | | | | | | |
|----|--------------------|----|-----|-----|----------|---|-----------------|---------|-----------------|
| 99 | Clayborn, Adrian | DE | 6-3 | 280 | 7/6/88 | 6 | Iowa | FA '15 | St. Louis, MO |
| 87 | Fuller, Devin | WR | 6-0 | 194 | 1/29/94 | R | UCLA | D7 '16 | Norwood, NJ |
| 36 | Ishmael, Kemal | S | 6-0 | 206 | 5/6/91 | 4 | Central Florida | D7a '13 | Miami, FL |
| 25 | King, Akeem | CB | 6-1 | 212 | 10/29/92 | 2 | San Jose State | D7b '15 | Nipomo, CA |
| 74 | Mayes, Chris | NT | 6-4 | 323 | 9/27/91 | R | Georgia | FA '16 | Griffin, GA |
| 90 | Shelby, Derrick | DE | 6-2 | 280 | 3/4/89 | 5 | Utah | FA '16 | Houston, TX |
| 52 | Starr, Tyler | LB | 6-5 | 250 | 1/25/91 | 3 | South Dakota | D7 '14 | Little Rock, IA |
| 83 | Tamme, Jacob | TE | 6-3 | 230 | 3/15/85 | 9 | Kentucky | FA '15 | Lexington, KY |
| 21 | Trufant, Desmond | CB | 6-0 | 190 | 9/10/90 | 4 | Washington | D1 '13 | Tacoma, WA |
| 56 | Weatherspoon, Sean | LB | 6-2 | 244 | 12/29/87 | 6 | Missouri | FA '16 | Jasper, TX |

COACHING STAFF

Dan Quinn (Head Coach), Raheem Morris (Asst. Head Coach/Wide Receivers), Kyle Shanahan (Offensive Coordinator), Richard Smith (Defensive Coordinator), Jesse Ackerman (Head Strength and Conditioning Coach), Keith Armstrong (Special Teams Coordinator), Jonas Beauchemin (Asst. Strength and Conditioning), Keith Carter (Asst. Offensive Line), Bryan Cox (Defensive Line), Wade Harman (Tight Ends), Jerome Henderson (Passing Game Coordinator) Matt LaFleur (Quarterbacks), Mike LaFleur (Offensive Assistant), Doug Mallory (Def. Assistant/DBs), Mike McDaniel (Offensive Assistant), Chris Morgan (Offensive Line), A.J. Neibel (Athletic Performance Manager), Marquand Manuel (Secondary/Sr. Def. Assistant), Eric Sutulovich (Asst. Special Teams), Bobby Turner (Running Backs), Jeff Ulbrich (Linebackers), Chad Walker (Def. Assistant/LBs)

2016 Atlanta Falcons Numerical Roster

| # | PLAYER | POS | H | W | AGE | EXP | COLLEGE | ACQUIRED | HOMETOWN |
|----|--------------------|-----|------|-----|----------|-----|------------------------|--------------|-----------------------|
| 2 | Matt Ryan | QB | 6-4 | 217 | 5/17/85 | 9 | Boston College | D1a '08 | Exton, PA |
| 3 | Matt Bryant | K | 5-9 | 203 | 5/29/75 | 15 | Baylor | FA '09 | Orange, TX |
| 5 | Matt Bosher | P | 6-0 | 208 | 10/18/87 | 6 | Miami (Fla.) | D6 '11 | Jupiter, FL |
| 8 | Matt Schaub | QB | 6-6 | 245 | 6/25/81 | 13 | Virginia | FA '16 | Pittsburgh, PA |
| 11 | Julio Jones | WR | 6-3 | 220 | 2/8/89 | 6 | Alabama | D1 '11 | Foley, AL |
| 12 | Mohamed Sanu | WR | 6-2 | 210 | 10/22/89 | 5 | Rutgers | FA '16 | South Brunswick, NJ |
| 14 | Eric Weems | WR | 5-9 | 195 | 7/4/85 | 10 | Bethune-Cookman | FA '14 | Ormond Beach, FL |
| 15 | Nick Williams | WR | 5-10 | 184 | 11/23/90 | 3 | Connecticut | FA '16 | East Windsor, NJ |
| 16 | Justin Hardy | WR | 5-10 | 192 | 12/18/91 | 2 | East Carolina | D4 '15 | Vanceboro, NC |
| 18 | Taylor Gabriel | WR | 5-8 | 165 | 2/17/91 | 3 | Abilene Christian | WA '16 | Mesquite, TX |
| 19 | Aldrick Robinson | WR | 5-10 | 187 | 9/24/88 | 4 | Southern Methodist | FA '16 | Waxahachie, TX |
| 20 | Sharrod Neasman | S | 5-11 | 213 | 10/14/91 | R | Florida Atlantic | FA '16 | Palmetto, FL |
| 22 | Keanu Neal | SS | 6-0 | 211 | 7/26/95 | R | Florida | D1 '16 | Bushnell, FL |
| 23 | Robert Alford | CB | 5-10 | 186 | 11/1/88 | 4 | Southeastern Louisiana | D2 '13 | Hammond, LA |
| 24 | Devonta Freeman | RB | 5-8 | 206 | 3/15/92 | 3 | Florida State | D4a '14 | Miami, FL |
| 26 | Tevin Coleman | RB | 6-1 | 210 | 4/16/93 | 2 | Indiana | D3 '15 | Tinley Park, IL |
| 28 | Terron Ward | RB | 5-7 | 201 | 2/15/92 | 2 | Oregon State | FA '15 | San Francisco, CA |
| 29 | C.J. Goodwin | CB | 6-4 | 220 | 2/4/90 | 1 | California (PA) | FA '15 | Wheeling, WV |
| 30 | Deji Olatoye | CB | 6-1 | 205 | 7/20/91 | 2 | North Carolina A&T | FA '16 | Cleveland, OH |
| 32 | Jalen Collins | CB | 6-1 | 203 | 3/20/93 | 2 | Louisiana State | D2 '15 | Olive Branch, MS |
| 33 | Blidi Wreh-Wilson | CB | 6-1 | 190 | 12/5/89 | 4 | Connecticut | FA '16 | Malden, MA |
| 34 | Brian Poole | CB | 5-9 | 213 | 10/20/92 | R | Florida | CFA '16 | Bradenton, FL |
| 37 | Ricardo Allen | S | 5-9 | 186 | 12/18/91 | 2 | Purdue | D5a '14 | Daytona Beach, FL |
| 38 | Dashon Goldson | S | 6-2 | 200 | 9/18/84 | 9 | Washington | FA '16 | Carson, CA |
| 41 | Philip Wheeler | LB | 6-2 | 245 | 12/12/84 | 9 | Georgia Tech | FA '16 | Columbus, GA |
| 42 | Patrick DiMarco | FB | 6-1 | 234 | 4/30/89 | 5 | South Carolina | FA '13 | Altamonte Springs, FL |
| 44 | Vic Beasley Jr. | OLB | 6-3 | 246 | 7/8/92 | 2 | Clemson | D1 '15 | Adairsville, GA |
| 45 | Deion Jones | LB | 6-1 | 222 | 11/4/94 | R | Louisiana State | D2 '16 | New Orleans, LA |
| 47 | Josh Harris | LS | 6-1 | 240 | 4/27/89 | 5 | Auburn | FA '12 | Carrollton, GA |
| 50 | Brooks Reed | DE | 6-3 | 254 | 2/28/87 | 6 | Arizona | FA '15 | Tucson, AZ |
| 51 | Alex Mack | C | 6-4 | 311 | 11/19/85 | 8 | California | FA '16 | Santa Barbara, CA |
| 52 | Josh Keyes | LB | 6-2 | 227 | 1/23/93 | 1 | Boston College | FA '16 | Ghent, NY |
| 53 | LaRoy Reynolds | LB | 6-1 | 240 | 11/3/90 | 4 | Virginia | FA '16 | Norfolk, VA |
| 55 | Paul Worrilow | LB | 6-0 | 230 | 5/1/90 | 4 | Delaware | FA '13 | Wilmington, DE |
| 59 | De'Vondre Campbell | LB | 6-3 | 234 | 7/1/93 | R | Minnesota | D4 '16 | Fort Myers, FL |
| 63 | Ben Garland | G | 6-5 | 308 | 4/6/88 | 3 | Air Force | FA '15 | Grand Junction, CO |
| 65 | Chris Chester | G | 6-3 | 303 | 1/12/83 | 11 | Oklahoma | FA '16 | Tustin, CA |
| 67 | Andy Levitre | G | 6-2 | 303 | 5/15/86 | 8 | Oregon State | TR '15 (Ten) | Santa Cruz, CA |
| 70 | Jake Matthews | T | 6-5 | 309 | 2/11/92 | 3 | Texas A&M | D1 '14 | Missouri City, TX |
| 71 | Wes Schweitzer | G | 6-4 | 300 | 9/11/93 | R | San Jose State | D6 '16 | Scottsdale, AR |
| 73 | Ryan Schraeder | T | 6-7 | 300 | 5/4/88 | 4 | Valdosta State | FA '13 | Wichita, KS |
| 76 | Tom Compton | T | 6-5 | 308 | 5/10/89 | 4 | South Dakota | FA '16 | Rosemount, MN |
| 77 | Ra'Shede Hageman | DT | 6-6 | 318 | 8/8/90 | 3 | Minnesota | D2 '14 | Minneapolis, MN |
| 80 | Levine Toilolo | TE | 6-8 | 265 | 7/30/91 | 4 | Stanford | D4b '13 | La Mesa, CA |
| 81 | Austin Hooper | TE | 6-3 | 254 | 10/29/94 | R | Stanford | D3 '16 | San Ramon, CA |
| 82 | Joshua Perkins | TE | 6-3 | 223 | 8/5/93 | R | Washington | CFA '16 | Cerritos, CA |
| 86 | D.J. Tialavea | TE | 6-4 | 260 | 7/27/91 | 3 | Utah State | FA '16 | West Jordan, UT |
| 91 | Courtney Upshaw | DT | 6-2 | 272 | 12/13/89 | 5 | Alabama | FA '16 | Eufaula, AL |
| 92 | Joe Vellano | DT | 6-2 | 300 | 10/30/88 | 3 | Maryland | FA '16 | Albany, NY |
| 93 | Dwight Freeney | DE | 6-1 | 268 | 2/19/80 | 15 | Syracuse | FA '16 | Hartford, CT |
| 94 | Tyson Jackson | DE | 6-4 | 296 | 6/6/86 | 8 | Louisiana State | FA '14 | Edgard, LA |
| 95 | Jonathan Babineaux | DT | 6-2 | 300 | 10/12/81 | 12 | Iowa | D2 '05 | Port Arthur, TX |
| 97 | Grady Jarrett | DT | 6-0 | 305 | 4/28/93 | 2 | Clemson | D5 '15 | Conyers, GA |

PRACTICE SQUAD

| | | | | | | | | | |
|----|-------------------|----|------|-----|----------|---|---------------------|--------|--------------------|
| 4 | Matt Simms | QB | 6-3 | 210 | 9/27/88 | 5 | Tennessee | FA '16 | Franklin Lakes, NJ |
| 17 | B.J. Daniels | WR | 5-11 | 217 | 10/24/89 | 4 | South Florida | FA '16 | Tallahassee, FL |
| 35 | Jhurrell Pressley | RB | 5-11 | 198 | 5/20/94 | R | New Mexico | FA '16 | Newark, DE |
| 39 | Ryan White | CB | 5-10 | 196 | 1/22/92 | R | Auburn | FA '16 | Tallahassee, FL |
| 49 | Darion Griswold | TE | 6-5 | 265 | 12/23/92 | R | Arkansas State | FA '16 | Dumas, AR |
| 61 | Carter Bykowski | T | 6-7 | 313 | 7/25/90 | 3 | Iowa State | FA '16 | Eden Prairie, MN |
| 64 | Blake Muir | G | 6-6 | 315 | 5/10/91 | R | Baylor | FA '16 | Sydney, Australia |
| 66 | Kevin Graf | OL | 6-6 | 309 | 6/17/91 | 1 | Southern California | FA '16 | Agoura Hills, CA |
| 96 | Jimmy Staten | DT | 6-4 | 304 | 5/4/91 | 1 | Middle Tennessee | FA '16 | Waycross, GA |
| 98 | Martin Ifedi | DE | 6-3 | 275 | 9/4/91 | 1 | Memphis | FA '16 | Houston, TX |

INJURED RESERVE

| | | | | | | | | | |
|----|-------------------|----|-----|-----|----------|---|-----------------|---------|-----------------|
| 21 | Desmond Trufant | CB | 6-0 | 190 | 9/10/90 | 4 | Washington | D1 '13 | Tacoma, WA |
| 25 | Akeem King | CB | 6-1 | 212 | 10/29/92 | 2 | San Jose State | D7b '15 | Nipomo, CA |
| 36 | Kemal Ishmael | S | 6-0 | 206 | 5/6/91 | 4 | Central Florida | D7a '13 | Miami, FL |
| 52 | Tyler Starr | LB | 6-5 | 250 | 1/25/91 | 3 | South Dakota | D7 '14 | Little Rock, IA |
| 56 | Sean Weatherspoon | LB | 6-2 | 244 | 12/29/87 | 6 | Missouri | FA '16 | Jasper, TX |
| 74 | Chris Mayes | NT | 6-4 | 323 | 9/27/91 | R | Georgia | FA '16 | Griffin, GA |
| 83 | Jacob Tamme | TE | 6-3 | 230 | 3/15/85 | 9 | Kentucky | FA '15 | Lexington, KY |
| 87 | Devin Fuller | WR | 6-0 | 194 | 1/29/94 | R | UCLA | D7 '16 | Norwood, NJ |
| 90 | Derrick Shelby | DE | 6-2 | 280 | 3/4/89 | 5 | Utah | FA '16 | Houston, TX |
| 99 | Adrian Clayborn | DE | 6-3 | 280 | 7/6/88 | 6 | Iowa | FA '15 | St. Louis, MO |

COACHING STAFF

Dan Quinn (Head Coach), Raheem Morris (Asst. Head Coach/Wide Receivers), Kyle Shanahan (Offensive Coordinator), Richard Smith (Defensive Coordinator), Jesse Ackerman (Head Strength and Conditioning Coach), Keith Armstrong (Special Teams Coordinator), Jonas Beauchemin (Asst. Strength and Conditioning), Keith Carter (Asst. Offensive Line), Bryan Cox (Defensive Line), Wade Harman (Tight Ends), Jerome Henderson (Passing Game Coordinator), Matt LaFleur (Quarterbacks), Mike LaFleur (Offensive Assistant), Doug Mallory (Def. Assistant/DBs), Mike McDaniel (Offensive Assistant), Chris Morgan (Offensive Line), A.J. Neibel (Athletic Performance Manager), Marquand Manuel (Secondary/Sr. Def. Assistant), Eric Sutulovich (Asst. Special Teams), Bobby Turner (Running Backs), Jeff Ulbrich (Linebackers), Chad Walker (Def. Assistant/LBs)

2016 Atlanta Falcons Roster By Experience

| # | PLAYER | POS | H | W | Birthdate | EXP | COLLEGE | ACQUIRED | HOMETOWN |
|----|---------------------|-----|------|-----|-----------|-----|------------------------|--------------|-----------------------|
| 93 | Freeney, Dwight | DE | 6-1 | 268 | 2/19/80 | 15 | Syracuse | FA '16 | Hartford, CT |
| 3 | Bryant, Matt | K | 5-9 | 203 | 5/29/75 | 15 | Baylor | FA '09 | Orange, TX |
| 8 | Schaub, Matt | QB | 6-6 | 245 | 6/25/81 | 13 | Virginia | FA '16 | Pittsburgh, PA |
| 95 | Babineaux, Jonathan | DT | 6-2 | 300 | 10/12/81 | 12 | Iowa | D2 '05 | Port Arthur, TX |
| 65 | Chester, Chris | G | 6-3 | 303 | 1/12/83 | 11 | Oklahoma | FA '16 | Tustin, CA |
| 14 | Weems, Eric | WR | 5-9 | 195 | 7/4/85 | 10 | Bethune-Cookman | FA '14 | Ormond Beach, FL |
| 38 | Goldson, Dashon | S | 6-2 | 200 | 9/18/84 | 9 | Washington | FA '16 | Carson, CA |
| 41 | Wheeler, Philip | LB | 6-2 | 245 | 12/12/84 | 9 | Georgia Tech | FA '16 | Columbus, GA |
| 2 | Ryan, Matt | QB | 6-4 | 217 | 5/17/85 | 9 | Boston College | D1a '08 | Exton, PA |
| 94 | Jackson, Tyson | DE | 6-4 | 296 | 6/6/86 | 8 | Louisiana State | FA '14 | Edgard, LA |
| 67 | Levitte, Andy | G | 6-2 | 303 | 5/15/86 | 8 | Oregon State | TR '15 (Ten) | Santa Cruz, CA |
| 51 | Mack, Alex | C | 6-4 | 311 | 11/19/85 | 8 | California | FA '16 | Santa Barbara, CA |
| 50 | Reed, Brooks | DE | 6-3 | 254 | 2/28/87 | 6 | Arizona | FA '15 | Tucson, AZ |
| 11 | Jones, Julio | WR | 6-3 | 220 | 2/8/89 | 6 | Alabama | D1 '11 | Foley, AL |
| 5 | Bosher, Matt | P | 6-0 | 208 | 10/18/87 | 6 | Miami (Fla.) | D6 '11 | Jupiter, FL |
| 91 | Upshaw, Courtney | DT | 6-2 | 272 | 12/13/89 | 5 | Alabama | FA '16 | Eufaula, AL |
| 47 | Harris, Josh | LS | 6-1 | 240 | 4/27/89 | 5 | Auburn | FA '12 | Carrollton, GA |
| 42 | DiMarco, Patrick | FB | 6-1 | 234 | 4/30/89 | 5 | South Carolina | FA '13 | Altamonte Springs, FL |
| 12 | Sanu, Mohamed | WR | 6-2 | 210 | 10/22/89 | 5 | Rutgers | FA '16 | South Brunswick, NJ |
| 80 | Toilolo, Levine | TE | 6-8 | 265 | 7/30/91 | 4 | Stanford | D4b '13 | La Mesa, CA |
| 76 | Compton, Tom | T | 6-5 | 308 | 5/10/89 | 4 | South Dakota | FA '16 | Rosemount, MN |
| 73 | Schraeder, Ryan | T | 6-7 | 300 | 5/4/88 | 4 | Valdosta State | FA '13 | Wichita, KS |
| 55 | Worrlow, Paul | LB | 6-0 | 230 | 5/1/90 | 4 | Delaware | FA '13 | Wilmington, DE |
| 53 | Reynolds, LaRoy | LB | 6-1 | 240 | 11/3/90 | 4 | Virginia | FA '16 | Norfolk, VA |
| 23 | Alford, Robert | CB | 5-10 | 186 | 11/1/88 | 4 | Southeastern Louisiana | D2 '13 | Hammond, LA |
| 19 | Robinson, Aldrick | WR | 5-10 | 187 | 9/24/88 | 4 | Southern Methodist | FA '16 | Waxahachie, TX |
| 38 | Wreh-Wilson, Blidi | CB | 6-1 | 190 | 12/5/89 | 4 | Connecticut | FA '16 | Malden, MA |
| 77 | Hageman, Ra'Shede | DT | 6-6 | 318 | 8/8/90 | 3 | Minnesota | D2 '14 | Minneapolis, MN |
| 70 | Matthews, Jake | T | 6-5 | 309 | 2/11/92 | 3 | Texas A&M | D1 '14 | Missouri City, TX |
| 63 | Garland, Ben | G | 6-5 | 308 | 4/6/88 | 3 | Air Force | FA '15 | Grand Junction, CO |
| 18 | Gabriel, Taylor | WR | 5-8 | 165 | 2/17/91 | 3 | Abilene Christian | WA '16 | Mesquite, TX |
| 24 | Freeman, Devonta | RB | 5-8 | 206 | 3/15/92 | 3 | Florida State | D4a '14 | Miami, FL |
| 86 | Tialavea, D.J. | TE | 6-4 | 260 | 7/27/91 | 3 | Utah State | FA '16 | West Jordan, UT |
| 92 | Vellano, Joe | DT | 6-2 | 300 | 10/30/88 | 3 | Maryland | FA '16 | Albany, NY |
| 15 | Williams, Nick | WR | 5-10 | 184 | 11/23/90 | 3 | Connecticut | FA '16 | East Windsor, NJ |
| 32 | Collins, Jalen | CB | 6-1 | 203 | 3/20/93 | 2 | Louisiana State | D2 '15 | Olive Branch, MS |
| 97 | Jarrett, Grady | DT | 6-0 | 305 | 4/28/93 | 2 | Clemson | D5 '15 | Conyers, GA |
| 44 | Beasley Jr., Vic | OLB | 6-3 | 246 | 7/8/92 | 2 | Clemson | D1 '15 | Adairsville, GA |
| 37 | Allen, Ricardo | S | 5-9 | 186 | 12/18/91 | 2 | Purdue | D5a '14 | Daytona Beach, FL |
| 26 | Coleman, Tevin | RB | 6-1 | 210 | 4/16/93 | 2 | Indiana | D3 '15 | Tinley Park, IL |
| 16 | Hardy, Justin | WR | 5-10 | 192 | 12/18/91 | 2 | East Carolina | D4 '15 | Vanceboro, NC |
| 28 | Ward, Terron | RB | 5-7 | 201 | 2/15/92 | 2 | Oregon State | FA '15 | San Francisco, CA |
| 29 | Goodwin, C.J. | CB | 6-4 | 220 | 2/4/90 | 1 | California (PA) | FA '15 | Wheeling, WV |
| 52 | Keyes, Josh | LB | 6-2 | 227 | 1/23/93 | 1 | Boston College | FA '16 | Ghent, NY |
| 30 | Olatoye, Deji | CB | 6-1 | 205 | 7/20/91 | 1 | North Carolina A&T | FA '16 | Cleveland, OH |
| 59 | Campbell, De'Vondre | LB | 6-3 | 234 | 7/1/93 | R | Minnesota | D4 '16 | Fort Myers, FL |
| 81 | Hooper, Austin | TE | 6-3 | 254 | 10/29/94 | R | Stanford | D3 '16 | San Ramon, CA |
| 45 | Jones, Deion | LB | 6-1 | 222 | 11/4/94 | R | Louisiana State | D2 '16 | New Orleans, LA |
| 22 | Neal, Keanu | SS | 6-0 | 211 | 7/26/95 | R | Florida | D1 '16 | Bushnell, FL |
| 20 | Neasman, Sharrod | S | 5-11 | 213 | 10/14/91 | R | Florida Atlantic | FA '16 | Palmetto, FL |
| 82 | Perkins, Joshua | TE | 6-3 | 223 | 8/5/93 | R | Washington | CFA '16 | Cerritos, CA |
| 34 | Poole, Brian | CB | 5-9 | 213 | 10/20/92 | R | Florida | CFA '16 | Bradenton, FL |
| 71 | Schweitzer, Wes | G | 6-4 | 300 | 9/11/93 | R | San Jose State | D6 '16 | Scottsdale, AR |

PRACTICE SQUAD

| | | | | | | | | | |
|----|--------------------|----|------|-----|----------|---|---------------------|--------|--------------------|
| 4 | Simms, Matt | QB | 6-3 | 210 | 9/27/88 | 5 | Tennessee | FA '16 | Franklin Lakes, NJ |
| 17 | Daniels, B.J. | WR | 5-11 | 217 | 10/24/89 | 4 | South Florida | FA '16 | Tallahassee, FL |
| 61 | Bykowski, Carter | T | 6-7 | 313 | 7/25/90 | 3 | Iowa State | FA '16 | Eden Prairie, MN |
| 66 | Graf, Kevin | OL | 6-6 | 309 | 6/17/91 | 1 | Southern California | FA '16 | Agoura Hills, CA |
| 98 | Ifedi, Martin | DE | 6-3 | 275 | 9/4/91 | 1 | Memphis | FA '16 | Houston, TX |
| 96 | Staten, Jimmy | DT | 6-4 | 304 | 5/4/91 | 1 | Middle Tennessee | FA '16 | Waycross, GA |
| 49 | Griswold, Darion | TE | 6-5 | 265 | 12/23/92 | R | Arkansas State | FA '16 | Dumas, AR |
| 64 | Muir, Blake | G | 6-6 | 315 | 5/10/91 | R | Baylor | FA '16 | Sydney, Australia |
| 35 | Pressley, Jhurrell | RB | 5-11 | 198 | 5/20/94 | R | New Mexico | FA '16 | Newark, DE |
| 39 | White, Ryan | CB | 5-10 | 196 | 1/22/92 | R | Auburn | FA '16 | Tallahassee, FL |

INJURED RESERVE

| | | | | | | | | | |
|----|--------------------|----|-----|-----|----------|---|-----------------|---------|-----------------|
| 83 | Tamme, Jacob | TE | 6-3 | 230 | 3/15/85 | 9 | Kentucky | FA '15 | Lexington, KY |
| 99 | Clayborn, Adrian | DE | 6-3 | 280 | 7/6/88 | 6 | Iowa | FA '15 | St. Louis, MO |
| 56 | Weatherspoon, Sean | LB | 6-2 | 244 | 12/29/87 | 6 | Missouri | FA '16 | Jasper, TX |
| 90 | Shelby, Derrick | DE | 6-2 | 280 | 3/4/89 | 5 | Utah | FA '16 | Houston, TX |
| 36 | Ishmael, Kemal | S | 6-0 | 206 | 5/6/91 | 4 | Central Florida | D7a '13 | Miami, FL |
| 21 | Trufant, Desmond | CB | 6-0 | 190 | 9/10/90 | 4 | Washington | D1 '13 | Tacoma, WA |
| 52 | Starr, Tyler | LB | 6-5 | 250 | 1/25/91 | 3 | South Dakota | D7 '14 | Little Rock, IA |
| 25 | King, Akeem | CB | 6-1 | 212 | 10/29/92 | 2 | San Jose State | D7b '15 | Nipomo, CA |
| 87 | Fuller, Devin | WR | 6-0 | 194 | 1/29/94 | R | UCLA | D7 '16 | Norwood, NJ |
| 74 | Mayes, Chris | NT | 6-4 | 323 | 9/27/91 | R | Georgia | FA '16 | Griffin, GA |

COACHING STAFF

Dan Quinn (Head Coach), Raheem Morris (Asst. Head Coach/Wide Receivers), Kyle Shanahan (Offensive Coordinator), Richard Smith (Defensive Coordinator), Jesse Ackerman (Head Strength and Conditioning Coach), Keith Armstrong (Special Teams Coordinator), Jonas Beauchemin (Asst. Strength and Conditioning), Keith Carter (Asst. Offensive Line), Bryan Cox (Defensive Line), Wade Harman (Tight Ends), Jerome Henderson (Passing Game Coordinator) Matt LaFleur (Quarterbacks), Mike LaFleur (Offensive Assistant), Doug Mallory (Def. Assistant/DBs), Mike McDaniel (Offensive Assistant), Chris Morgan (Offensive Line), A.J. Neibel (Athletic Performance Manager), Marquand Manuel (Secondary/Sr. Def. Assistant), Eric Sutulovich (Asst. Special Teams), Bobby Turner (Running Backs), Jeff Ulbrich (Linebackers), Chad Walker (Def. Assistant/LBs)

2016 Atlanta Falcons By Position Roster

| # | PLAYER | POS | H | W | Birthdate | EXP | COLLEGE | ACQUIRED | HOMETOWN |
|------------------------|---------------------|-----|------|-----|-----------|-----|------------------------|--------------|-----------------------|
| QUARTERBACKS | | | | | | | | | |
| 2 | Ryan, Matt | QB | 6-4 | 217 | 5/17/85 | 9 | Boston College | D1a '08 | Exton, PA |
| 8 | Schaub, Matt | QB | 6-6 | 245 | 6/25/81 | 13 | Virginia | FA '16 | Pittsburgh, PA |
| RUNNING BACKS | | | | | | | | | |
| 26 | Coleman, Tevin | RB | 6-1 | 210 | 4/16/93 | 2 | Indiana | D3 '15 | Tinley Park, IL |
| 42 | DiMarco, Patrick | FB | 6-1 | 234 | 4/30/89 | 5 | South Carolina | FA '13 | Altamonte Springs, FL |
| 24 | Freeman, Devonta | RB | 5-8 | 206 | 3/15/92 | 3 | Florida State | D4a '14 | Miami, FL |
| 28 | Ward, Terron | RB | 5-7 | 201 | 2/15/92 | 2 | Oregon State | FA '15 | San Francisco, CA |
| WIDE RECEIVERS | | | | | | | | | |
| 18 | Gabriel, Taylor | WR | 5-8 | 165 | 2/17/91 | 3 | Abilene Christian | WA '16 | Mesquite, TX |
| 16 | Hardy, Justin | WR | 5-10 | 192 | 12/18/91 | 2 | East Carolina | D4 '15 | Vanceboro, NC |
| 11 | Jones, Julio | WR | 6-3 | 220 | 2/8/89 | 6 | Alabama | D1 '11 | Foley, AL |
| 85 | McKissic, J.D. | WR | 5-10 | 187 | 10/15/93 | R | Arkansas State | FA '16 | Phenix City, AL |
| 19 | Robinson, Aldrick | WR | 5-10 | 187 | 9/24/88 | 4 | Southern Methodist | FA '16 | Waxahachie, TX |
| 12 | Sanu, Mohamed | WR | 6-2 | 210 | 10/22/89 | 5 | Rutgers | FA '16 | South Brunswick, NJ |
| 14 | Weems, Eric | WR | 5-9 | 195 | 7/4/85 | 10 | Bethune-Cookman | FA '14 | Ormond Beach, FL |
| 15 | Williams, Nick | WR | 5-10 | 184 | 11/23/90 | 3 | Connecticut | FA '16 | East Windsor, NJ |
| TIGHT ENDS | | | | | | | | | |
| 81 | Hooper, Austin | TE | 6-3 | 254 | 10/29/94 | R | Stanford | D3 '16 | San Ramon, CA |
| 82 | Perkins, Joshua | TE | 6-3 | 223 | 8/5/93 | R | Washington | CFA '16 | Cerritos, CA |
| 86 | Tialavea, D.J. | TE | 6-4 | 260 | 7/27/91 | 3 | Utah State | FA '16 | West Jordan, UT |
| 80 | Toilolo, Levine | TE | 6-8 | 265 | 7/30/91 | 4 | Stanford | D4b '13 | La Mesa, CA |
| OFFENSIVE LINE | | | | | | | | | |
| 65 | Chester, Chris | G | 6-3 | 303 | 1/12/83 | 11 | Oklahoma | FA '16 | Tustin, CA |
| 76 | Compton, Tom | T | 6-5 | 308 | 5/10/89 | 4 | South Dakota | FA '16 | Rosemount, MN |
| 63 | Garland, Ben | G | 6-5 | 308 | 4/6/88 | 3 | Air Force | FA '15 | Grand Junction, CO |
| 67 | Levitre, Andy | G | 6-2 | 303 | 5/15/86 | 8 | Oregon State | TR '15 (Ten) | Santa Cruz, CA |
| 51 | Mack, Alex | C | 6-4 | 311 | 11/19/85 | 8 | California | FA '16 | Santa Barbara, CA |
| 70 | Matthews, Jake | T | 6-5 | 309 | 2/11/92 | 3 | Texas A&M | D1 '14 | Missouri City, TX |
| 73 | Schraeder, Ryan | T | 6-7 | 300 | 5/4/88 | 4 | Valdosta State | FA '13 | Wichita, KS |
| 71 | Schweitzer, Wes | G | 6-4 | 300 | 9/11/93 | R | San Jose State | D6' 16 | Scottsdale, AR |
| DEFENSIVE LINE | | | | | | | | | |
| 95 | Babineaux, Jonathan | DT | 6-2 | 300 | 10/12/81 | 12 | Iowa | D2 '05 | Port Arthur, TX |
| 93 | Freney, Dwight | DE | 6-1 | 268 | 2/19/80 | 15 | Syracuse | FA '16 | Hartford, CT |
| 77 | Hageman, Ra'Shede | DT | 6-6 | 318 | 8/8/90 | 3 | Minnesota | D2 '14 | Minneapolis, MN |
| 94 | Jackson, Tyson | DE | 6-4 | 296 | 6/6/86 | 8 | Louisiana State | FA '14 | Edgard, LA |
| 97 | Jarrett, Grady | DT | 6-0 | 305 | 4/28/93 | 2 | Clemson | D5 '15 | Conyers, GA |
| 50 | Reed, Brooks | DE | 6-3 | 254 | 2/28/87 | 6 | Arizona | FA '15 | Tucson, AZ |
| 91 | Upshaw, Courtney | DT | 6-2 | 272 | 12/13/89 | 5 | Alabama | FA '16 | Eufaula, AL |
| 92 | Vellano, Joe | DT | 6-2 | 300 | 10/30/88 | 3 | Maryland | FA '16 | Albany, NY |
| LINEBACKERS | | | | | | | | | |
| 44 | Beasley Jr., Vic | OLB | 6-3 | 246 | 7/8/92 | 2 | Clemson | D1 '15 | Adairsville, GA |
| 59 | Campbell, De'Vondre | LB | 6-3 | 234 | 7/1/93 | R | Minnesota | D4 '16 | Fort Myers, FL |
| 45 | Jones, Deion | LB | 6-1 | 222 | 11/4/94 | R | Louisiana State | D2 '16 | New Orleans, LA |
| 52 | Keyes, Josh | LB | 6-2 | 227 | 1/23/93 | 1 | Boston College | FA '16 | Ghent, NY |
| 53 | Reynolds, LaRoy | LB | 6-1 | 240 | 11/3/90 | 4 | Virginia | FA '16 | Norfolk, VA |
| 41 | Wheeler, Philip | LB | 6-2 | 245 | 12/12/84 | 9 | Georgia Tech | FA '16 | Columbus, GA |
| 55 | Worriow, Paul | LB | 6-0 | 230 | 5/1/90 | 4 | Delaware | FA '13 | Wilmington, DE |
| DEFENSIVE BACKS | | | | | | | | | |
| 23 | Alford, Robert | CB | 5-10 | 186 | 11/1/88 | 4 | Southeastern Louisiana | D2 '13 | Hammond, LA |
| 37 | Allen, Ricardo | S | 5-9 | 186 | 12/18/91 | 2 | Purdue | D5a '14 | Daytona Beach, FL |
| 32 | Collins, Jalen | CB | 6-1 | 203 | 3/20/93 | 2 | Louisiana State | D2 '15 | Olive Branch, MS |
| 38 | Goldson, Dashon | S | 6-2 | 200 | 9/18/84 | 9 | Washington | FA '16 | Carson, CA |
| 29 | Goodwin, C.J. | CB | 6-4 | 220 | 2/4/90 | 1 | California (PA) | FA '15 | Wheeling, WV |
| 22 | Neal, Keanu | S | 6-0 | 211 | 7/26/95 | R | Florida | D1 '16 | Bushnell, FL |
| 30 | Olatoye, Deji | CB | 6-1 | 205 | 7/20/91 | 1 | North Carolina A&T | FA '16 | Cleveland, OH |
| 34 | Poole, Brian | CB | 5-9 | 213 | 10/20/92 | R | Florida | CFA '16 | Bradenton, FL |
| 20 | Neasman, Sharrod | S | 5-11 | 213 | 10/14/91 | R | Florida Atlantic | FA '16 | Palmetto, FL |
| 33 | Wreh-Wilson, Bliidi | CB | 6-1 | 190 | 12/5/89 | 4 | Connecticut | FA'16 | Malden, MA |
| SPECIALISTS | | | | | | | | | |
| 5 | Bosher, Matt | P | 6-0 | 208 | 10/18/87 | 6 | Miami (Fla.) | D6 '11 | Jupiter, FL |
| 3 | Bryant, Matt | K | 5-9 | 203 | 5/29/75 | 14 | Baylor | FA '09 | Orange, TX |
| 47 | Harris, Josh | LS | 6-1 | 240 | 4/27/89 | 5 | Auburn | FA '12 | Carrollton, GA |
| PRACTICE SQUAD | | | | | | | | | |
| 61 | Bykowski, Carter | T | 6-7 | 313 | 7/25/90 | 3 | Iowa State | FA '16 | Eden Prairie, MN |
| 17 | Daniels, B.J. | WR | 5-11 | 217 | 10/24/89 | 4 | South Florida | FA '16 | Tallahassee, FL |
| 66 | Graf, Kevin | OL | 6-6 | 309 | 6/17/91 | 1 | Southern California | FA '16 | Agoura Hills, CA |
| 49 | Griswold, Darion | TE | 6-5 | 265 | 12/23/92 | R | Arkansas State | FA '16 | Dumas, AR |
| 98 | Ifedi, Martin | DE | 6-3 | 275 | 9/4/91 | 1 | Memphis | FA '16 | Houston, TX |
| 64 | Muir, Blake | G | 6-6 | 315 | 5/10/91 | R | Baylor | FA'16 | Sydney, Australia |
| 35 | Pressley, Jhurrell | RB | 5-11 | 198 | 5/20/94 | R | New Mexico | FA '16 | Newark, DE |
| 4 | Simms, Matt | QB | 6-3 | 210 | 9/27/88 | 5 | Tennessee | FA '16 | Franklin Lakes, NJ |
| 96 | Staten, Jimmy | DT | 6-4 | 304 | 5/4/91 | 1 | Middle Tennessee | FA '16 | Waycross, GA |
| 39 | White, Ryan | CB | 5-10 | 196 | 1/22/92 | R | Auburn | FA '16 | Tallahassee, FL |
| INJURED RESERVE | | | | | | | | | |
| 99 | Clayborn, Adrian | DE | 6-3 | 280 | 7/6/88 | 6 | Iowa | FA '15 | St. Louis, MO |
| 87 | Fuller, Devin | WR | 6-0 | 194 | 1/29/94 | R | UCLA | D7 '16 | Norwood, NJ |
| 3 | Ishmael, Kemal | S | 6-0 | 206 | 5/6/91 | 4 | Central Florida | D7a '13 | Miami, FL |
| 25 | King, Akeem | CB | 6-1 | 212 | 10/29/92 | 2 | San Jose State | D7b '15 | Nipomo, CA |
| 74 | Mayes, Chris | NT | 6-4 | 323 | 9/27/91 | R | Georgia | FA' 16 | Griffin, GA |
| 90 | Shelby, Derrick | DE | 6-2 | 280 | 3/4/89 | 5 | Utah | FA '16 | Houston, TX |
| 52 | Starr, Tyler | LB | 6-5 | 250 | 1/25/91 | 3 | South Dakota | D7 '14 | Little Rock, IA |
| 83 | Tamme, Jacob | TE | 6-3 | 230 | 3/15/85 | 9 | Kentucky | FA '15 | Lexington, KY |
| 21 | Trufant, Desmond | CB | 6-0 | 190 | 9/10/90 | 4 | Washington | D1 '13 | Tacoma, WA |
| 56 | Weatherspoon, Sean | LB | 6-2 | 244 | 12/29/87 | 6 | Missouri | FA '16 | Jasper, TX |

COACHING STAFF

Dan Quinn (Head Coach), Raheem Morris (Asst. Head Coach/Wide Receivers), Kyle Shanahan (Offensive Coordinator), Richard Smith (Defensive Coordinator), Jesse Ackerman (Head Strength and Conditioning Coach), Keith Armstrong (Special Teams Coordinator), Jonas Beauchemin (Asst. Strength and Conditioning), Keith Carter (Asst. Offensive Line), Bryan Cox (Defensive Line), Wade Harman (Tight Ends), Jerome Henderson (Passing Game Coordinator) Matt LaFleur (Quarterbacks), Mike LaFleur (Offensive Assistant), Doug Mallory (Def. Assistant/DBs), Mike McDaniel (Offensive Assistant), Chris Morgan (Offensive Line), A.J. Neibel (Athletic Performance Manager), Marquand Manuel (Secondary/Sr. Def. Assistant), Eric Sutulovich (Asst. Special Teams), Bobby Turner (Running Backs), Jeff Ulbrich (Linebackers), Chad Walker (Def. Assistant/LBs)

2016 Atlanta Falcons Pronunciation Guide

| PLAYER | | PRONUNCIATION |
|--------------------|--|-----------------------|
| Matt Boshier | | BOSH-er |
| De'Vondre Campbell | | Da-Von-Dre |
| Devonta Freeman | | Devon-TAY |
| Ra'Shede Hageman | | RA-sheed / Hāig-men |
| Andy Levitre | | La-Vee-Tree |
| Aldrick Robinson | | ALL-drick |
| Robenson Therezie | | Tha-ree-zee |
| Levine Toilolo | | La-Veen / Toy-low-low |
| Blidi Wreh-Wilson | | Bleed-E / Ray-Wilson |
| Paul Worrilow | | Worr-low |



OFFENSE

| | | | |
|------------------------------|-------------------|---------------------|------------------|
| WR 11 Julio Jones | 16 Justin Hardy | 15 Nick Williams | 14 Eric Weems |
| LT 70 Jake Matthews | 76 Tom Compton | | |
| LG 67 Andy Levitre | 63 Ben Garland | | |
| C 51 Alex Mack | 63 Ben Garland | | |
| RG 65 Chris Chester | 71 Wes Schweitzer | | |
| RT 73 Ryan Schraeder | 76 Tom Compton | | |
| TE 81 Austin Hooper | 80 Levine Toilolo | 82 Joshua Perkins | 86 D.J. Tialavea |
| WR 12 Mohamed Sanu | 18 Taylor Gabriel | 19 Aldrick Robinson | |
| QB 2 Matt Ryan | 8 Matt Schaub | | |
| RB 24 Devonta Freeman | 26 Tevin Coleman | 28 Terron Ward | |
| FB 42 Patrick DiMarco | | | |

DEFENSE

| | | | |
|---------------------------------|---------------------|----------------------|--|
| DE 50 Brooks Reed | 93 Dwight Freeney | | |
| DT 95 Jonathan Babineaux | 92 Joe Vellano | | |
| DT 97 Grady Jarrett | 91 Courtney Upshaw | | |
| DE 94 Tyson Jackson | 77 Ra'Shede Hageman | | |
| LB 44 Vic Beasley Jr. | 41 Philip Wheeler | | |
| LB 45 Deion Jones | 55 Paul Worrilow | 53 LaRoy Reynolds | |
| LB 59 De'Vondre Campbell | 52 Josh Keyes | | |
| CB 23 Robert Alford | 29 C.J. Goodwin | 33 Blidi Wreh-Wilson | |
| CB 32 Jalen Collins | 34 Brian Poole | 30 Deji Olatoye | |
| S 37 Ricardo Allen | 20 Sharrod Neasman | | |
| S 22 Keanu Neal | 38 Dashon Goldson | | |

SPECIALISTS

| | |
|--------------------------|-----------------|
| K 3 Matt Bryant | |
| KO 5 Matt Boshier | |
| P 5 Matt Boshier | |
| KR 14 Eric Weems | 16 Justin Hardy |
| PR 14 Eric Weems | 16 Justin Hardy |
| LS 47 Josh Harris | |
| H 5 Matt Boshier | |

| | | | | | | | | |
|--|----|--------|-------------------------|-----|----------|-------|-----|-----|
| Won 11, Lost 5 | | | | | | | | |
| 9/11/2016 | L | 24- 31 | Tampa Bay Buccaneers | | | | | |
| 9/18/2016 | W | 35- 28 | at Oakland Raiders | | | | | |
| 9/26/2016 | W | 45- 32 | at New Orleans Saints | | | | | |
| 10/2/2016 | W | 48- 33 | Carolina Panthers | | | | | |
| 10/9/2016 | W | 23- 16 | at Denver Broncos | | | | | |
| 10/16/2016 | L | 24- 26 | at Seattle Seahawks | | | | | |
| 10/23/2016 | L | 30- 33 | San Diego Chargers | | | | | |
| 10/30/2016 | W | 33- 32 | Green Bay Packers | | | | | |
| 11/3/2016 | W | 43- 28 | at Tampa Bay Buccaneers | | | | | |
| 11/13/2016 | L | 15- 24 | at Philadelphia Eagles | | | | | |
| 11/27/2016 | W | 38- 19 | Arizona Cardinals | | | | | |
| 12/4/2016 | L | 28- 29 | Kansas City Chiefs | | | | | |
| 12/11/2016 | W | 42- 14 | at Los Angeles Rams | | | | | |
| 12/18/2016 | W | 41- 13 | San Francisco 49ers | | | | | |
| 12/24/2016 | W | 33- 16 | at Carolina Panthers | | | | | |
| 1/1/2017 | W | 38- 32 | New Orleans Saints | | | | | |
| | | | Atlanta | | Opponent | | | |
| Total First Downs | | | 379 | | 358 | | | |
| Rushing | | | 108 | | 95 | | | |
| Passing | | | 239 | | 232 | | | |
| Penalty | | | 32 | | 31 | | | |
| 3rd Down: Made/Att | | | 75/178 | | 89/213 | | | |
| 3rd Down Pct. | | | 42.1% | | 41.8% | | | |
| 4th Down: Made/Att | | | 8/14 | | 18/25 | | | |
| 4th Down Pct. | | | 57.1% | | 72.0% | | | |
| Possession Avg. | | | 30:11 | | 29:49 | | | |
| Total Net Yards | | | 6653 | | 5939 | | | |
| Avg. Per Game | | | 415.8 | | 371.2 | | | |
| Total Plays | | | 995 | | 1059 | | | |
| Avg. Per Play | | | 6.7 | | 5.6 | | | |
| Net Yards Rushing | | | 1928 | | 1672 | | | |
| Avg. Per Game | | | 120.5 | | 104.5 | | | |
| Total Rushes | | | 421 | | 370 | | | |
| Net Yards Passing | | | 4725 | | 4267 | | | |
| Avg. Per Game | | | 295.3 | | 266.7 | | | |
| Sacked/Yards Lost | | | 37/235 | | 34/228 | | | |
| Gross Yards | | | 4960 | | 4495 | | | |
| Attempts/Completions | | | 537/374 | | 655/422 | | | |
| Completion Pct. | | | 69.6% | | 64.4% | | | |
| Had Intercepted | | | 7 | | 12 | | | |
| Punts/Average | | | 48/46.7 | | 66/48.1 | | | |
| Net Punting Avg. | | | 41.7 | | 42.5 | | | |
| Penalties/Yards | | | 104/847 | | 113/974 | | | |
| Fumbles/Ball Lost | | | 8/4 | | 21/10 | | | |
| Touchdowns | | | 63 | | 48 | | | |
| Rushing | | | 20 | | 15 | | | |
| Passing | | | 38 | | 31 | | | |
| Returns | | | 5 | | 2 | | | |
| Score By Periods | | | Q1 | Q2 | Q3 | Q4 | OT | Pts |
| Team | | | 139 | 157 | 135 | 109 | 0 | 540 |
| Opponents | | | 68 | 127 | 52 | 156 | 3 | 406 |
| Scoring | TD | Ru | Pa | Rt | PAT | FG | 2Pt | Pts |
| M.Bryant | 0 | 0 | 0 | 0 | 56/57 | 34/37 | 0 | 158 |
| D.Freeman | 13 | 11 | 2 | 0 | 0/0 | 0/0 | 0 | 78 |
| T.Coleman | 11 | 8 | 3 | 0 | 0/0 | 0/0 | 0 | 66 |
| T.Gabriel | 7 | 1 | 6 | 0 | 0/0 | 0/0 | 0 | 42 |
| J.Jones | 6 | 0 | 6 | 0 | 0/0 | 0/0 | 0 | 36 |
| M.Sanu | 4 | 0 | 4 | 0 | 0/0 | 0/0 | 1 | 26 |
| J.Hardy | 4 | 0 | 4 | 0 | 0/0 | 0/0 | 0 | 24 |
| J.Tamme | 3 | 0 | 3 | 0 | 0/0 | 0/0 | 0 | 18 |
| A.Hooper | 3 | 0 | 3 | 0 | 0/0 | 0/0 | 0 | 18 |
| D.Jones | 2 | 0 | 0 | 2 | 0/0 | 0/0 | 0 | 12 |
| A.Robinson | 2 | 0 | 2 | 0 | 0/0 | 0/0 | 0 | 12 |
| L.Toilolo | 2 | 0 | 2 | 0 | 0/0 | 0/0 | 0 | 12 |
| R.Alford | 1 | 0 | 0 | 1 | 0/0 | 0/0 | 0 | 6 |
| D.Tialavea | 1 | 0 | 1 | 0 | 0/0 | 0/0 | 0 | 6 |
| A.Clayborn | 1 | 0 | 0 | 1 | 0/0 | 0/0 | 0 | 6 |
| P.DiMarco | 1 | 0 | 1 | 0 | 0/0 | 0/0 | 0 | 6 |
| V.Beasley | 1 | 0 | 0 | 1 | 0/0 | 0/0 | 0 | 6 |
| J.Perkins | 1 | 0 | 1 | 0 | 0/0 | 0/0 | 0 | 6 |
| M.Ryan | 0 | 0 | 0 | 0 | 0/0 | 0/0 | 1 | 2 |
| Team | 63 | 20 | 38 | 5 | 56/57 | 34/37 | 2 | 540 |
| Opponents | 48 | 15 | 31 | 2 | 35/38 | 23/27 | 6 | 406 |
| 2-Pt. Conversions: Team 2/ 6, Opponents: 6/ 10 | | | | | | | | |
| Sacks: V.Beasley 15.5, A.Clayborn 4.5, D.Freeney 3.0, G.Jarrett 3.0, R.Hageman 2.0, D.Trufant 2.0, B.Reed 2.0, B.Poole 1.0, C.Upshaw 1.0 Team: 34.0, Opponents: 37.0 | | | | | | | | |

| | | | | | | | | |
|-----------------|------|--------|-------|--------|------|------|------|----|
| Rushing | | | No. | Yds | Avg | Long | TD | |
| D.Freeman | | | 227 | 1079 | 4.8 | 75t | 11 | |
| T.Coleman | | | 118 | 520 | 4.4 | 55t | 8 | |
| T.Ward | | | 31 | 151 | 4.9 | 45 | 0 | |
| M.Ryan | | | 35 | 117 | 3.3 | 18 | 0 | |
| T.Gabriel | | | 4 | 51 | 12.8 | 27 | 1 | |
| S.Ridley | | | 3 | 7 | 2.3 | 7 | 0 | |
| M.Sanu | | | 1 | 5 | 5.0 | 5 | 0 | |
| M.Schaub | | | 2 | -2 | -1.0 | -1 | 0 | |
| Team | | | 421 | 1928 | 4.6 | 75t | 20 | |
| Opponents | | | 370 | 1672 | 4.5 | 55t | 15 | |
| Receiving | | | No. | Yds | Avg | Long | TD | |
| J.Jones | | | 83 | 1409 | 17.0 | 75t | 6 | |
| M.Sanu | | | 59 | 653 | 11.1 | 59 | 4 | |
| D.Freeman | | | 54 | 462 | 8.6 | 35 | 2 | |
| T.Gabriel | | | 35 | 579 | 16.5 | 76t | 6 | |
| T.Coleman | | | 31 | 421 | 13.6 | 49 | 3 | |
| J.Tamme | | | 22 | 210 | 9.5 | 19 | 3 | |
| J.Hardy | | | 21 | 203 | 9.7 | 27 | 4 | |
| A.Robinson | | | 20 | 323 | 16.2 | 59 | 2 | |
| A.Hooper | | | 19 | 271 | 14.3 | 44 | 3 | |
| L.Toilolo | | | 13 | 264 | 20.3 | 46t | 2 | |
| P.DiMarco | | | 7 | 52 | 7.4 | 18 | 1 | |
| N.Williams | | | 5 | 59 | 11.8 | 19 | 0 | |
| J.Perkins | | | 3 | 42 | 14.0 | 26t | 1 | |
| T.Ward | | | 1 | 11 | 11.0 | 11 | 0 | |
| D.Tialavea | | | 1 | 1 | 1.0 | 1t | 1 | |
| Team | | | 374 | 4960 | 13.3 | 76t | 38 | |
| Opponents | | | 422 | 4495 | 10.7 | 58 | 31 | |
| Interceptions | | | No. | Yds | Avg | Long | TD | |
| D.Jones | | | 3 | 165 | 55.0 | 90t | 2 | |
| J.Collins | | | 2 | 37 | 18.5 | 37 | 0 | |
| R.Alford | | | 2 | 34 | 17.0 | 30t | 1 | |
| R.Allen | | | 2 | 3 | 1.5 | 3 | 0 | |
| B.Poole | | | 1 | 24 | 24.0 | 24 | 0 | |
| D.Trufant | | | 1 | 9 | 9.0 | 9 | 0 | |
| D.Campbell | | | 1 | 7 | 7.0 | 7 | 0 | |
| Team | | | 12 | 279 | 23.3 | 90t | 3 | |
| Opponents | | | 7 | 57 | 8.1 | 37t | 2 | |
| Punting | No | Yds | Avg | Net | TB | In | Lg | B |
| M.Bosher | 44 | 2060 | 46.8 | 41.6 | 1 | 21 | 68 | 0 |
| M.Wile | 2 | 116 | 58.0 | 52.0 | 0 | 0 | 59 | 0 |
| M.Bryant | 2 | 67 | 33.5 | 33.5 | 0 | 0 | 36 | 0 |
| Team | 48 | 2243 | 46.7 | 41.7 | 1 | 21 | 68 | 0 |
| Opponents | 66 | 3176 | 48.1 | 42.5 | 5 | 29 | 64 | 0 |
| Punt Returns | | | Ret | FC | Yds | Avg | Long | TD |
| E.Weems | | | 24 | 21 | 273 | 11.4 | 73 | 0 |
| Team | | | 24 | 21 | 273 | 11.4 | 73 | 0 |
| Opponents | | | 23 | 18 | 221 | 9.6 | 55 | 0 |
| Kickoff Returns | | | No. | Yds | Avg | Long | TD | |
| E.Weems | | | 17 | 391 | 23.0 | 42 | 0 | |
| J.Hardy | | | 3 | 52 | 17.3 | 32 | 0 | |
| A.Robinson | | | 2 | 27 | 13.5 | 16 | 0 | |
| P.DiMarco | | | 1 | 14 | 14.0 | 14 | 0 | |
| Team | | | 23 | 484 | 21.0 | 42 | 0 | |
| Opponents | | | 40 | 905 | 22.6 | 52 | 0 | |
| Field Goals | 1-19 | 20-29 | 30-39 | 40-49 | 50+ | | | |
| M.Bryant | 0/ 0 | 12/ 12 | 7/ 8 | 9/ 9 | 6/ 8 | | | |
| Team | 0/ 0 | 12/ 12 | 7/ 8 | 9/ 9 | 6/ 8 | | | |
| Opponents | 1/ 1 | 4/ 5 | 5/ 5 | 10/ 11 | 3/ 5 | | | |

Fumbles Lost: M.Ryan 2, M.Sanu 1, D.Freeman 1 Total: 4
Opponent Fumble Recoveries: P.WorriLOW 2, B.Poole 2, A.Clayborn 1, C.Upshaw 1, L.Reynolds 1, G.Jarrett 1, V.Beasley 1, K.Neal 1 Total: 10

| | | | | | | | | | | | | | |
|-----------|-----|-----|------|-------|---------|----|------|-----|------|------|------|------|--------|
| Passing | Att | Cmp | Yds | Cmp% | Yds/Att | TD | TD% | Int | Int% | Long | Sack | Lost | Rating |
| M.Ryan | 534 | 373 | 4944 | 69.9% | 9.3 | 38 | 7.1% | 7 | 1.3% | 76t | 37/ | 235 | 117.1 |
| M.Schaub | 3 | 1 | 16 | 33.3% | 5.3 | 0 | 0.0% | 0 | 0.0% | 16 | 0/ | 0 | 52.1 |
| Team | 537 | 374 | 4960 | 69.6% | 9.2 | 38 | 7.1% | 7 | 1.3% | 76t | 37/ | 235 | 116.7 |
| Opponents | 655 | 422 | 4495 | 64.4% | 6.9 | 31 | 4.7% | 12 | 1.8% | 58 | 34/ | 228 | 92.5 |

| | | | | | | | | |
|---|----|--------|-------------------|----|----------|-----|-----|-----|
| Won 2, Lost 0 | | | | | | | | |
| 1/14/2017 | W | 36- 20 | Seattle Seahawks | | | | | |
| 1/22/2017 | W | 44- 21 | Green Bay Packers | | | | | |
| | | | Atlanta | | Opponent | | | |
| Total First Downs | | | 58 | | 41 | | | |
| Rushing | | | 13 | | 12 | | | |
| Passing | | | 41 | | 27 | | | |
| Penalty | | | 4 | | 2 | | | |
| 3rd Down: Made/Att | | | 16/25 | | 9/21 | | | |
| 3rd Down Pct. | | | 64.0% | | 42.9% | | | |
| 4th Down: Made/Att | | | 0/0 | | 2/2 | | | |
| 4th Down Pct. | | | 0.0 | | 100.0% | | | |
| Possession Avg. | | | 33:29 | | 26:31 | | | |
| Total Net Yards | | | 915 | | 676 | | | |
| Avg. Per Game | | | 457.5 | | 338.0 | | | |
| Total Plays | | | 137 | | 118 | | | |
| Avg. Per Play | | | 6.7 | | 5.7 | | | |
| Net Yards Rushing | | | 200 | | 200 | | | |
| Avg. Per Game | | | 100.0 | | 100.0 | | | |
| Total Rushes | | | 59 | | 38 | | | |
| Net Yards Passing | | | 715 | | 476 | | | |
| Avg. Per Game | | | 357.5 | | 238.0 | | | |
| Sacked/Yards Lost | | | 3/15 | | 5/36 | | | |
| Gross Yards | | | 730 | | 512 | | | |
| Attempts/Completions | | | 75/53 | | 75/44 | | | |
| Completion Pct. | | | 70.7% | | 58.7% | | | |
| Had Intercepted | | | 0 | | 3 | | | |
| Punts/Average | | | 5/42.0 | | 4/56.8 | | | |
| Net Punting Avg. | | | 38.0 | | 50.8 | | | |
| Penalties/Yards | | | 6/41 | | 13/103 | | | |
| Fumbles/Ball Lost | | | 4/0 | | 1/1 | | | |
| Touchdowns | | | 10 | | 5 | | | |
| Rushing | | | 3 | | 0 | | | |
| Passing | | | 7 | | 5 | | | |
| Returns | | | 0 | | 0 | | | |
| Score By Periods | | | Q1 | Q2 | Q3 | Q4 | OT | Pts |
| Team | | | 10 | 33 | 20 | 17 | 0 | 80 |
| Opponents | | | 7 | 3 | 18 | 13 | 0 | 41 |
| Scoring | TD | Ru | Pa | Rt | PAT | FG | 2Pt | Pts |
| J.Jones | 3 | 0 | 3 | 0 | 0/0 | 0/0 | 0 | 18 |
| M.Bryant | 0 | 0 | 0 | 0 | 9/10 | 3/3 | 0 | 18 |
| M.Sanu | 2 | 0 | 2 | 0 | 0/0 | 0/0 | 0 | 12 |
| D.Freeman | 2 | 1 | 1 | 0 | 0/0 | 0/0 | 0 | 12 |
| T.Coleman | 2 | 1 | 1 | 0 | 0/0 | 0/0 | 0 | 12 |
| M.Ryan | 1 | 1 | 0 | 0 | 0/0 | 0/0 | 0 | 6 |
| B.Garland | 0 | 0 | 0 | 0 | 0/0 | 0/0 | 0 | 2 |
| Team | 10 | 3 | 7 | 0 | 9/10 | 3/3 | 0 | 80 |
| Opponents | 5 | 0 | 5 | 0 | 3/3 | 2/3 | 1 | 41 |
| 2-Pt. Conversions: Team 0/ 0, Opponents: 1/ 2 | | | | | | | | |
| Sacks: R.Hageman 1.0, T.Jackson 1.0, B.Reed 1.0, J.Babineaux 1.0, B.Garland 1.0 | | | | | | | | |
| Team: 5.0, Opponents: 3.0 | | | | | | | | |

| | | | | | | | | | |
|-----------------|------|-------|------|-------|------|-------|------|------|----|
| Rushing | | | No. | Yds | Avg | | Long | TD | |
| D.Freeman | | | 28 | 87 | 3.1 | | 14 | 1 | |
| T.Coleman | | | 22 | 86 | 3.9 | | 15 | 1 | |
| M.Ryan | | | 6 | 20 | 3.3 | | 14t | 1 | |
| M.Sanu | | | 1 | 7 | 7.0 | | 7 | 0 | |
| T.Gabriel | | | 1 | 0 | 0.0 | | 0 | 0 | |
| J.Hardy | | | 1 | 0 | 0.0 | | 0 | 0 | |
| Team | | | 59 | 200 | 3.4 | | 15 | 3 | |
| Opponents | | | 38 | 200 | 5.3 | | 28 | 0 | |
| Receiving | | | No. | Yds | Avg | | Long | TD | |
| J.Jones | | | 15 | 247 | 16.5 | | 73t | 3 | |
| M.Sanu | | | 9 | 96 | 10.7 | | 22 | 2 | |
| D.Freeman | | | 8 | 122 | 15.3 | | 53 | 1 | |
| T.Gabriel | | | 6 | 95 | 15.8 | | 37 | 0 | |
| T.Coleman | | | 6 | 57 | 9.5 | | 17 | 1 | |
| A.Hooper | | | 3 | 33 | 11.0 | | 15 | 0 | |
| L.Toilolo | | | 3 | 31 | 10.3 | | 18 | 0 | |
| J.Hardy | | | 2 | 18 | 9.0 | | 11 | 0 | |
| P.DiMarco | | | 1 | 31 | 31.0 | | 31 | 0 | |
| A.Robinson | | | 0 | 0 | 0 | | 0 | 0 | |
| Team | | | 53 | 730 | 13.8 | | 73t | 7 | |
| Opponents | | | 44 | 512 | 11.6 | | 40 | 5 | |
| Interceptions | | | No. | Yds | Avg | | Long | TD | |
| R.Allen | | | 2 | 45 | 22.5 | | 45 | 0 | |
| D.Jones | | | 1 | 28 | 28.0 | | 28 | 0 | |
| Team | | | 3 | 73 | 24.3 | | 45 | 0 | |
| Punting | No | Yds | Avg | Net | TB | In | Lg | B | |
| M.Bosher | 5 | 210 | 42.0 | 38.0 | 1 | 3 | 60 | 0 | |
| Team | 5 | 210 | 42.0 | 38.0 | 1 | 3 | 60 | 0 | |
| Opponents | 4 | 227 | 56.8 | 50.8 | 0 | 1 | 60 | 0 | |
| Punt Returns | | | Ret | FC | Yds | Avg | | Long | TD |
| E.Weems | | | 2 | 1 | 24 | 12.0 | | 14 | 0 |
| Team | | | 2 | 1 | 24 | 12.0 | | 14 | 0 |
| Opponents | | | 1 | 2 | 0 | 0.0 | | 0 | 0 |
| Kickoff Returns | | | No. | Yds | Avg | | Long | TD | |
| E.Weems | | | 2 | 41 | 20.5 | | 23 | 0 | |
| M.Sanu | | | 1 | 9 | 9.0 | | 9 | 0 | |
| Team | | | 3 | 50 | 16.7 | | 23 | 0 | |
| Opponents | | | 6 | 209 | 34.8 | | 78 | 0 | |
| Field Goals | 1-19 | 20-29 | | 30-39 | | 40-49 | | 50+ | |
| M.Bryant | 0/0 | 1/1 | | 2/2 | | 0/0 | | 0/0 | |
| Team | 0/0 | 1/1 | | 2/2 | | 0/0 | | 0/0 | |
| Opponents | 0/0 | 1/1 | | 1/1 | | 0/1 | | 0/0 | |

Fumbles Lost
Opponent Fumble Recoveries: J.Collins 1 Total: 1

| | | | | | | | | | | | | | |
|-----------|-----|-----|-----|-------|---------|----|------|-----|------|------|------|------|--------|
| Passing | Att | Cmp | Yds | Cmp% | Yds/Att | TD | TD% | Int | Int% | Long | Sack | Lost | Rating |
| M.Ryan | 75 | 53 | 730 | 70.7% | 9.7 | 7 | 9.3% | 0 | 0.0% | 73t | 3/ | 15 | 132.6 |
| Team | 75 | 53 | 730 | 70.7% | 9.7 | 7 | 9.3% | 0 | 0.0% | 73t | 3/ | 15 | 132.6 |
| Opponents | 75 | 44 | 512 | 58.7% | 6.8 | 5 | 6.7% | 3 | 4.0% | 40 | 5/ | 36 | 85.0 |

| | | | | | | | | | |
|--|----|--------|------------------------|-----|-------|-------|----------|-----|--|
| Won 14, Lost 2 | | | | | | | | | |
| 9/11/2016 | W | 23- 21 | at Arizona Cardinals | | | | | | |
| 9/18/2016 | W | 31- 24 | Miami Dolphins | | | | | | |
| 9/22/2016 | W | 27- 0 | Houston Texans | | | | | | |
| 10/2/2016 | L | 0- 16 | Buffalo Bills | | | | | | |
| 10/9/2016 | W | 33- 13 | at Cleveland Browns | | | | | | |
| 10/16/2016 | W | 35- 17 | Cincinnati Bengals | | | | | | |
| 10/23/2016 | W | 27- 16 | at Pittsburgh Steelers | | | | | | |
| 10/30/2016 | W | 41- 25 | at Buffalo Bills | | | | | | |
| 11/13/2016 | L | 24- 31 | Seattle Seahawks | | | | | | |
| 11/20/2016 | W | 30- 17 | at San Francisco 49ers | | | | | | |
| 11/27/2016 | W | 22- 17 | at New York Jets | | | | | | |
| 12/4/2016 | W | 26- 10 | Los Angeles Rams | | | | | | |
| 12/12/2016 | W | 30- 23 | Baltimore Ravens | | | | | | |
| 12/18/2016 | W | 16- 3 | at Denver Broncos | | | | | | |
| 12/24/2016 | W | 41- 3 | New York Jets | | | | | | |
| 1/1/2017 | W | 35- 14 | at Miami Dolphins | | | | | | |
| | | | New England | | | | Opponent | | |
| Total First Downs | | | 351 | | | | 294 | | |
| Rushing | | | 109 | | | | 81 | | |
| Passing | | | 203 | | | | 190 | | |
| Penalty | | | 39 | | | | 23 | | |
| 3rd Down: Made/Att | | | 104/227 | | | | 76/206 | | |
| 3rd Down Pct. | | | 45.8% | | | | 36.9% | | |
| 4th Down: Made/Att | | | 8/12 | | | | 7/18 | | |
| 4th Down Pct. | | | 66.7% | | | | 38.9% | | |
| Possession Avg. | | | 31:13 | | | | 28:47 | | |
| Total Net Yards | | | 6180 | | | | 5223 | | |
| Avg. Per Game | | | 386.3 | | | | 326.4 | | |
| Total Plays | | | 1056 | | | | 998 | | |
| Avg. Per Play | | | 5.9 | | | | 5.2 | | |
| Net Yards Rushing | | | 1872 | | | | 1417 | | |
| Avg. Per Game | | | 117.0 | | | | 88.6 | | |
| Total Rushes | | | 482 | | | | 368 | | |
| Net Yards Passing | | | 4308 | | | | 3806 | | |
| Avg. Per Game | | | 269.3 | | | | 237.9 | | |
| Sacked/Yards Lost | | | 24/148 | | | | 34/227 | | |
| Gross Yards | | | 4456 | | | | 4033 | | |
| Attempts/Completions | | | 550/368 | | | | 596/368 | | |
| Completion Pct. | | | 66.9% | | | | 61.7% | | |
| Had Intercepted | | | 2 | | | | 13 | | |
| Punts/Average | | | 72/44.7 | | | | 80/45.5 | | |
| Net Punting Avg. | | | 41.4 | | | | 41.1 | | |
| Penalties/Yards | | | 93/819 | | | | 113/930 | | |
| Fumbles/Ball Lost | | | 27/9 | | | | 26/10 | | |
| Touchdowns | | | 51 | | | | 27 | | |
| Rushing | | | 19 | | | | 6 | | |
| Passing | | | 32 | | | | 21 | | |
| Returns | | | 0 | | | | 0 | | |
| Score By Periods | | | Q1 | Q2 | Q3 | Q4 | OT | Pts | |
| Team | | | 130 | 112 | 106 | 93 | 0 | 441 | |
| Opponents | | | 32 | 77 | 61 | 80 | 0 | 250 | |
| Scoring | TD | Ru | Pa | Rt | PAT | FG | 2Pt | Pts | |
| S.Gostkowski | 0 | 0 | 0 | 0 | 46/49 | 27/32 | 0 | 127 | |
| L.Blount | 18 | 18 | 0 | 0 | 0/0 | 0/0 | 0 | 108 | |
| M.Bennett | 7 | 0 | 7 | 0 | 0/0 | 0/0 | 0 | 42 | |
| J.White | 5 | 0 | 5 | 0 | 0/0 | 0/0 | 0 | 30 | |
| M.Mitchell | 4 | 0 | 4 | 0 | 0/0 | 0/0 | 0 | 24 | |
| D.Amendola | 4 | 0 | 4 | 0 | 0/0 | 0/0 | 0 | 24 | |
| C.Hogan | 4 | 0 | 4 | 0 | 0/0 | 0/0 | 0 | 24 | |
| J.Edelman | 3 | 0 | 3 | 0 | 0/0 | 0/0 | 1 | 20 | |
| R.Gronkowski | 3 | 0 | 3 | 0 | 0/0 | 0/0 | 0 | 18 | |
| M.Floyd | 1 | 0 | 1 | 0 | 0/0 | 0/0 | 0 | 6 | |
| J.Brissett | 1 | 1 | 0 | 0 | 0/0 | 0/0 | 0 | 6 | |
| M.Lengel | 1 | 0 | 1 | 0 | 0/0 | 0/0 | 0 | 6 | |
| M.Brown | 0 | 0 | 0 | 0 | 0/0 | 0/0 | 0 | 2 | |
| D.Hightower | 0 | 0 | 0 | 0 | 0/0 | 0/0 | 0 | 2 | |
| Team | 51 | 19 | 32 | 0 | 46/49 | 27/32 | 1 | 441 | |
| Opponents | 27 | 6 | 21 | 0 | 23/24 | 21/29 | 1 | 250 | |
| 2-Pt. Conversions: Team 1/ 2, Opponents: 1/ 3 | | | | | | | | | |
| Sacks: T.Flowers 7.0, J.Sheard 5.0, R.Ninkovich 4.0, C.Long 4.0, M.Brown 3.0, D.Hightower 2.5, A.Branch 1.5, P.Chung 1.0, L.Ryan 1.0, J.Collins 1.0, K.Van Noy 1.0, S.McClellin 1.0, V.Valentine 1.0, M.Butler 1.0 Team: 34.0, Opponents: 24.0 | | | | | | | | | |

| | | | | | | | | |
|---|------|-------|-------|-------|------|----|------|----|
| Rushing | | No. | Yds | Avg | Long | TD | | |
| L.Blount | | 299 | 1161 | 3.9 | 44 | 18 | | |
| D.Lewis | | 64 | 283 | 4.4 | 15 | 0 | | |
| J.White | | 39 | 166 | 4.3 | 16 | 0 | | |
| J.Brissett | | 16 | 83 | 5.2 | 27t | 1 | | |
| T.Brady | | 28 | 64 | 2.3 | 15 | 0 | | |
| J.Edelman | | 12 | 57 | 4.8 | 9 | 0 | | |
| D.Foster | | 7 | 24 | 3.4 | 7 | 0 | | |
| M.Bennett | | 2 | 10 | 5.0 | 6 | 0 | | |
| C.Hogan | | 3 | 9 | 3.0 | 6 | 0 | | |
| J.Garoppolo | | 10 | 6 | 0.6 | 10 | 0 | | |
| M.Slater | | 1 | 5 | 5.0 | 5 | 0 | | |
| B.Bolden | | 1 | 4 | 4.0 | 4 | 0 | | |
| Team | | 482 | 1872 | 3.9 | 44 | 19 | | |
| Opponents | | 368 | 1417 | 3.9 | 45 | 6 | | |
| Receiving | | No. | Yds | Avg | Long | TD | | |
| J.Edelman | | 98 | 1106 | 11.3 | 77t | 3 | | |
| J.White | | 60 | 551 | 9.2 | 61 | 5 | | |
| M.Bennett | | 55 | 701 | 12.7 | 58 | 7 | | |
| C.Hogan | | 38 | 680 | 17.9 | 79t | 4 | | |
| M.Mitchell | | 32 | 401 | 12.5 | 56t | 4 | | |
| R.Gronkowski | | 25 | 540 | 21.6 | 53t | 3 | | |
| D.Amendola | | 23 | 243 | 10.6 | 32 | 4 | | |
| D.Lewis | | 17 | 94 | 5.5 | 16 | 0 | | |
| L.Blount | | 7 | 38 | 5.4 | 16 | 0 | | |
| M.Floyd | | 4 | 42 | 10.5 | 14t | 1 | | |
| J.Develin | | 3 | 18 | 6.0 | 13 | 0 | | |
| M.Lengel | | 2 | 22 | 11.0 | 18t | 1 | | |
| B.Bolden | | 2 | 15 | 7.5 | 13 | 0 | | |
| J.Garoppolo | | 1 | 3 | 3.0 | 3 | 0 | | |
| D.Foster | | 1 | 2 | 2.0 | 2 | 0 | | |
| M.Slater | | 0 | 0 | 0 | 0 | 0 | | |
| Team | | 368 | 4456 | 12.1 | 79t | 32 | | |
| Opponents | | 368 | 4033 | 11.0 | 66 | 21 | | |
| Interceptions | | No. | Yds | Avg | Long | TD | | |
| M.Butler | | 4 | 28 | 7.0 | 21 | 0 | | |
| L.Ryan | | 2 | 46 | 23.0 | 46 | 0 | | |
| J.Collins | | 2 | 31 | 15.5 | 18 | 0 | | |
| P.Chung | | 1 | 4 | 4.0 | 4 | 0 | | |
| D.McCourty | | 1 | 0 | 0.0 | 0 | 0 | | |
| D.Harmon | | 1 | 0 | 0.0 | 0 | 0 | | |
| K.Van Noy | | 1 | 0 | 0.0 | 0 | 0 | | |
| E.Rowe | | 1 | 0 | 0.0 | 0 | 0 | | |
| Team | | 13 | 109 | 8.4 | 46 | 0 | | |
| Opponents | | 2 | 16 | 8.0 | 14 | 0 | | |
| Punting | No | Yds | Avg | Net | TB | In | Lg | B |
| R.Allen | 72 | 3217 | 44.7 | 41.4 | 5 | 23 | 57 | 0 |
| Team | 72 | 3217 | 44.7 | 41.4 | 5 | 23 | 57 | 0 |
| Opponents | 80 | 3639 | 45.5 | 41.1 | 2 | 27 | 76 | 0 |
| Punt Returns | | Ret | FC | Yds | Avg | | Long | TD |
| D.Amendola | | 18 | 7 | 121 | 6.7 | | 30 | 0 |
| J.Edelman | | 15 | 7 | 135 | 9.0 | | 23 | 0 |
| C.Jones | | 11 | 3 | 46 | 4.2 | | 13 | 0 |
| P.Chung | | 1 | 1 | 7 | 7.0 | | 7 | 0 |
| Team | | 45 | 18 | 309 | 6.9 | | 30 | 0 |
| Opponents | | 27 | 19 | 134 | 5.0 | | 18 | 0 |
| Kickoff Returns | | No. | Yds | Avg | | | Long | TD |
| C.Jones | | 8 | 180 | 22.5 | | | 43 | 0 |
| D.Amendola | | 5 | 129 | 25.8 | | | 73 | 0 |
| M.Slater | | 3 | 52 | 17.3 | | | 19 | 0 |
| J.Edelman | | 3 | 44 | 14.7 | | | 19 | 0 |
| J.Develin | | 3 | 35 | 11.7 | | | 15 | 0 |
| D.Lewis | | 2 | 35 | 17.5 | | | 23 | 0 |
| J.White | | 2 | 28 | 14.0 | | | 18 | 0 |
| D.McCourty | | 2 | 9 | 4.5 | | | 9 | 0 |
| D.Foster | | 1 | 30 | 30.0 | | | 30 | 0 |
| Team | | 29 | 542 | 18.7 | | | 73 | 0 |
| Opponents | | 40 | 771 | 19.3 | | | 35 | 0 |
| Field Goals | 1-19 | 20-29 | 30-39 | 40-49 | 50+ | | | |
| S.Gostkowski | 0/ 0 | 9/ 9 | 7/ 9 | 9/ 10 | 2/ 4 | | | |
| Team | 0/ 0 | 9/ 9 | 7/ 9 | 9/ 10 | 2/ 4 | | | |
| Opponents | 0/ 0 | 6/ 6 | 7/ 9 | 6/ 10 | 2/ 4 | | | |
| Fumbles Lost: J.Edelman 2, L.Blount 1, C.Hogan 1, J.Garoppolo 1, Cy.Jones 1, J.Brissett 1, D.Amendola 1, M.Slater 1 Total: 9 | | | | | | | | |
| Opponent Fumble Recoveries: M.Butler 2, T.Flowers 2, J.Jones 1, J.Richards 1, C.Long 1, D.McCourty 1, S.McClellin 1, D.Harmon 1 Total: 10 | | | | | | | | |

| | | | | | | | | | | | | | |
|-------------|-----|-----|------|-------|---------|----|------|-----|------|------|------|------|--------|
| Passing | Att | Cmp | Yds | Cmp% | Yds/Att | TD | TD% | Int | Int% | Long | Sack | Lost | Rating |
| T.Brady | 432 | 291 | 3554 | 67.4% | 8.2 | 28 | 6.5% | 2 | 0.5% | 79t | 15/ | 87 | 112.2 |
| J.Garoppolo | 63 | 43 | 502 | 68.3% | 8.0 | 4 | 6.3% | 0 | 0.0% | 37t | 3/ | 15 | 113.3 |

| | | | | | | | | | | | | | |
|------------|-----|-----|------|-------|-----|----|------|----|------|-----|-----|-----|-------|
| J.Brissett | 55 | 34 | 400 | 61.8% | 7.3 | 0 | 0.0% | 0 | 0.0% | 58 | 6/ | 46 | 83.9 |
| Team | 550 | 368 | 4456 | 66.9% | 8.1 | 32 | 5.8% | 2 | 0.4% | 79t | 24/ | 148 | 109.5 |
| Opponents | 596 | 368 | 4033 | 61.7% | 6.8 | 21 | 3.5% | 13 | 2.2% | 66 | 34/ | 227 | 84.4 |

New England Patriots / Week 3 / Through Sunday, January 22, 2017 / Postseason

| | | | | | | | | |
|---|----|--------|---------------------|----------|-----|-----|-----|-----|
| Won 2, Lost 0 | | | | | | | | |
| 1/14/2017 | W | 34- 16 | Houston Texans | | | | | |
| 1/22/2017 | W | 36- 17 | Pittsburgh Steelers | | | | | |
| | | | New England | Opponent | | | | |
| Total First Downs | | | 46 | 36 | | | | |
| Rushing | | | 14 | 7 | | | | |
| Passing | | | 29 | 26 | | | | |
| Penalty | | | 3 | 3 | | | | |
| 3rd Down: Made/Att | | | 16/31 | 12/31 | | | | |
| 3rd Down Pct. | | | 51.6% | 38.7% | | | | |
| 4th Down: Made/Att | | | 0/0 | 0/1 | | | | |
| 4th Down Pct. | | | 0.0 | 0.0% | | | | |
| Possession Avg. | | | 29:28 | 30:32 | | | | |
| Total Net Yards | | | 808 | 653 | | | | |
| Avg. Per Game | | | 404.0 | 326.5 | | | | |
| Total Plays | | | 138 | 133 | | | | |
| Avg. Per Play | | | 5.9 | 4.9 | | | | |
| Net Yards Rushing | | | 155 | 159 | | | | |
| Avg. Per Game | | | 77.5 | 79.5 | | | | |
| Total Rushes | | | 54 | 43 | | | | |
| Net Yards Passing | | | 653 | 494 | | | | |
| Avg. Per Game | | | 326.5 | 247.0 | | | | |
| Sacked/Yards Lost | | | 4/18 | 3/17 | | | | |
| Gross Yards | | | 671 | 511 | | | | |
| Attempts/Completions | | | 80/50 | 87/54 | | | | |
| Completion Pct. | | | 62.5% | 62.1% | | | | |
| Had Intercepted | | | 2 | 4 | | | | |
| Punts/Average | | | 8/42.1 | 12/41.3 | | | | |
| Net Punting Avg. | | | 36.6 | 35.8 | | | | |
| Penalties/Yards | | | 7/60 | 8/94 | | | | |
| Fumbles/Ball Lost | | | 2/1 | 1/1 | | | | |
| Touchdowns | | | 8 | 3 | | | | |
| Rushing | | | 2 | 1 | | | | |
| Passing | | | 5 | 2 | | | | |
| Returns | | | 1 | 0 | | | | |
| Score By Periods | | | Q1 | Q2 | Q3 | Q4 | OT | Pts |
| Team | | | 24 | 10 | 23 | 13 | 0 | 70 |
| Opponents | | | 3 | 19 | 0 | 11 | 0 | 33 |
| Scoring | TD | Ru | Pa | Rt | PAT | FG | 2Pt | Pts |
| S.Gostkowski | 0 | 0 | 0 | 0 | 7/8 | 5/5 | 0 | 22 |
| D.Lewis | 3 | 1 | 1 | 1 | 0/0 | 0/0 | 0 | 18 |
| C.Hogan | 2 | 0 | 2 | 0 | 0/0 | 0/0 | 0 | 12 |
| J.White | 1 | 0 | 1 | 0 | 0/0 | 0/0 | 0 | 6 |
| J.Edelman | 1 | 0 | 1 | 0 | 0/0 | 0/0 | 0 | 6 |
| L.Blount | 1 | 1 | 0 | 0 | 0/0 | 0/0 | 0 | 6 |
| Team | 8 | 2 | 5 | 1 | 7/8 | 5/5 | 0 | 70 |
| Opponents | 3 | 1 | 2 | 0 | 1/2 | 4/4 | 1 | 33 |
| 2-Pt. Conversions: Team 0/ 0, Opponents: 1/ 1 | | | | | | | | |
| Sacks: M.Brown 1.0, L.Ryan 1.0, R.Ninkovich 1.0 Team: 3.0, Opponents: 4.0 | | | | | | | | |

| | | | | | | | | |
|--|------|-------|-------|-------|------|------|----|---|
| Rushing | | | No. | Yds | Avg | Long | TD | |
| L.Blount | | | 24 | 78 | 3.3 | 18 | 1 | |
| D.Lewis | | | 19 | 52 | 2.7 | 9 | 1 | |
| D.Amendola | | | 1 | 15 | 15.0 | 15 | 0 | |
| J.Edelman | | | 1 | 12 | 12.0 | 12 | 0 | |
| J.White | | | 1 | 0 | 0.0 | 0 | 0 | |
| T.Brady | | | 8 | -2 | -0.3 | 2 | 0 | |
| Team | | | 54 | 155 | 2.9 | 18 | 2 | |
| Opponents | | | 43 | 159 | 3.7 | 18 | 1 | |
| Receiving | | | No. | Yds | Avg | Long | TD | |
| J.Edelman | | | 16 | 255 | 15.9 | 48 | 1 | |
| C.Hogan | | | 13 | 275 | 21.2 | 45 | 2 | |
| M.Bennett | | | 6 | 36 | 6.0 | 12 | 0 | |
| D.Lewis | | | 4 | 31 | 7.8 | 13t | 1 | |
| J.White | | | 4 | 27 | 6.8 | 19t | 1 | |
| J.Develin | | | 2 | 13 | 6.5 | 13 | 0 | |
| D.Amendola | | | 2 | 12 | 6.0 | 8 | 0 | |
| M.Floyd | | | 1 | 9 | 9.0 | 9 | 0 | |
| L.Blount | | | 1 | 8 | 8.0 | 8 | 0 | |
| M.Mitchell | | | 1 | 5 | 5.0 | 5 | 0 | |
| Team | | | 50 | 671 | 13.4 | 48 | 5 | |
| Opponents | | | 54 | 511 | 9.5 | 30t | 2 | |
| Interceptions | | | No. | Yds | Avg | Long | TD | |
| E.Rowe | | | 1 | 37 | 37.0 | 37 | 0 | |
| D.Harmon | | | 1 | 31 | 31.0 | 31 | 0 | |
| L.Ryan | | | 1 | 23 | 23.0 | 23 | 0 | |
| D.McCourty | | | 1 | 4 | 4.0 | 4 | 0 | |
| Team | | | 4 | 95 | 23.8 | 37 | 0 | |
| Opponents | | | 2 | 13 | 6.5 | 7 | 0 | |
| Punting | No | Yds | Avg | Net | TB | In | Lg | B |
| R.Allen | 8 | 337 | 42.1 | 36.6 | 0 | 4 | 58 | 0 |
| Team | 8 | 337 | 42.1 | 36.6 | 0 | 4 | 58 | 0 |
| Opponents | 12 | 495 | 41.3 | 35.8 | 2 | 5 | 63 | 0 |
| Punt Returns | | Ret | FC | Yds | Avg | Long | TD | |
| J.Edelman | | 4 | 5 | 26 | 6.5 | 14 | 0 | |
| Team | | 4 | 5 | 26 | 6.5 | 14 | 0 | |
| Opponents | | 3 | 3 | 44 | 14.7 | 18 | 0 | |
| Kickoff Returns | | No. | Yds | Avg | Long | TD | | |
| D.Lewis | | 4 | 142 | 35.5 | 98t | 1 | | |
| Team | | 4 | 142 | 35.5 | 98t | 1 | | |
| Opponents | | 6 | 114 | 19.0 | 31 | 0 | | |
| Field Goals | 1-19 | 20-29 | 30-39 | 40-49 | 50+ | | | |
| S.Gostkowski | 1/ 1 | 1/ 1 | 1/ 1 | 2/ 2 | 0/ 0 | | | |
| Team | 1/ 1 | 1/ 1 | 1/ 1 | 2/ 2 | 0/ 0 | | | |
| Opponents | 0/ 0 | 2/ 2 | 1/ 1 | 1/ 1 | 0/ 0 | | | |
| Fumbles Lost: D.Lewis 1 Total: 1 | | | | | | | | |
| Opponent Fumble Recoveries: R.Ninkovich 1 Total: 1 | | | | | | | | |

| | | | | | | | | | | | | | |
|-----------|-----|-----|-----|-------|---------|----|------|-----|------|------|------|------|--------|
| Passing | Att | Cmp | Yds | Cmp% | Yds/Att | TD | TD% | Int | Int% | Long | Sack | Lost | Rating |
| T.Brady | 80 | 50 | 671 | 62.5% | 8.4 | 5 | 6.3% | 2 | 2.5% | 48 | 4/ | 18 | 99.5 |
| Team | 80 | 50 | 671 | 62.5% | 8.4 | 5 | 6.3% | 2 | 2.5% | 48 | 4/ | 18 | 99.5 |
| Opponents | 87 | 54 | 511 | 62.1% | 5.9 | 2 | 2.3% | 4 | 4.6% | 30t | 3/ | 17 | 66.8 |



2016 ATLANTA FALCONS

STAT PACK

RISE UP

2016

(11-5) NFC SOUTH

Coach: Dan Quinn

| DATE | ATL | OPP |
|-------|------|----------------|
| 9/11 | TB | 24 31 L 68,382 |
| 9/18 | @OAK | 35 28 W 54,081 |
| 9/26 | @NO | 45 32 W 73,003 |
| 10/2 | CAR | 48 33 W 70,508 |
| 10/9 | @DEN | 23 16 W 76,802 |
| 10/16 | @SEA | 24 26 L 69,071 |
| 10/23 | SD | 30 33 L 69,832 |
| 10/30 | GB | 33 32 W 70,165 |
| 11/3 | @TB | 43 28 W 57,797 |
| 11/13 | @PHI | 24 15 L 69,595 |
| 11/27 | ARI | 38 19 W 69,233 |
| 12/4 | KC | 28 29 L 69,879 |
| 12/11 | @LA | 42 14 W 82,495 |
| 12/18 | SF | 41 13 W 70,164 |
| 12/24 | @CAR | 33 16 W 73,549 |
| 1/1 | NO | 38 32 W 70,835 |

| 2016 | ATL | OPP |
|--------------------------|--------------|--------------|
| TOTAL FIRST DOWNS | 379 | 358 |
| Rushing | 108 | 95 |
| Passing | 239 | 232 |
| Penalty | 32 | 31 |
| 3rd Down: Made/Att | 75/178 | 89/213 |
| 3rd Down Pct. | 42.1 | 41.8 |
| 4th Down: Made/Att | 8/14 | 18/25 |
| 4th Down Pct. | 57.1 | 72 |
| POSSESSION AVG. | 30:11 | 29:49 |
| TOTAL NET YARDS | 6653 | 5939 |
| Avg. Per Game | 415.8 | 371.2 |
| Total Plays | 995 | 1059 |
| Avg. Per Play | 6.7 | 5.6 |
| NET YARDS RUSHING | 1928 | 1672 |
| Avg. Per Game | 120.5 | 104.5 |
| Total Rushes | 421 | 370 |
| NET YARDS PASSING | 4725 | 4267 |
| Avg. Per Game | 295.3 | 266.7 |
| Sacked/Yards Lost | 37/235 | 34/228 |
| Gross Yards | 4960 | 4495 |
| Att./Completions | 537/374 | 655/422 |

| SCORE/QTR | Q1 | Q2 | Q3 | Q4 | OT | PTS |
|-----------|-----|-----|-----|-----|----|-----|
| Falcons | 139 | 157 | 135 | 109 | 0 | 540 |
| Opponents | 68 | 127 | 52 | 156 | 3 | 406 |

| SCORING | TD | Ru | Pa | RT | PAT | FG | 2 | TP |
|-----------------|-----------|-----------|-----------|----------|-------------------|----------|------------|----|
| M.Bryant | 0 | 0 | 0 | 0 | 56/5734/37 | 0 | 158 | |
| D.Freeman | 13 | 11 | 2 | 0 | 0/0 | 0/0 | 0 | 78 |
| T.Coleman | 11 | 8 | 3 | 0 | 0/0 | 0/0 | 0 | 66 |
| T.Gabriel | 7 | 1 | 6 | 0 | 0/0 | 0/0 | 0 | 42 |
| J.Jones | 6 | 0 | 6 | 0 | 0/0 | 0/0 | 0 | 36 |
| M.Sanu | 4 | 0 | 4 | 0 | 0/0 | 0/0 | 1 | 26 |
| J.Hardy | 4 | 0 | 4 | 0 | 0/0 | 0/0 | 0 | 24 |
| J.Tamme | 3 | 0 | 3 | 0 | 0/0 | 0/0 | 0 | 18 |
| A.Hooper | 3 | 0 | 3 | 0 | 0/0 | 0/0 | 0 | 18 |
| D.Jones | 2 | 0 | 0 | 2 | 0/0 | 0/0 | 0 | 12 |
| A.Robinson | 2 | 0 | 2 | 0 | 0/0 | 0/0 | 0 | 12 |
| L.Toilolo | 2 | 0 | 2 | 0 | 0/0 | 0/0 | 0 | 12 |
| R.Alford | 1 | 0 | 0 | 1 | 0/0 | 0/0 | 0 | 6 |
| D.Tialavea | 1 | 0 | 1 | 0 | 0/0 | 0/0 | 0 | 6 |
| A.Clayborn | 1 | 0 | 0 | 1 | 0/0 | 0/0 | 0 | 6 |
| P.DiMarco | 1 | 0 | 1 | 0 | 0/0 | 0/0 | 0 | 6 |
| V.Beasley | 1 | 0 | 0 | 1 | 0/0 | 0/0 | 0 | 6 |
| J.Perkins | 1 | 0 | 1 | 0 | 0/0 | 0/0 | 0 | 6 |
| M.Ryan | 0 | 0 | 0 | 0 | 0/0 | 0/0 | 1 | 2 |
| Falcons | 63 | 20 | 38 | 5 | 56/5734/37 | 2 | 540 | |
| Opponent | 48 | 15 | 31 | 2 | 35/3823/27 | 6 | 406 | |

| PASSING | ATT | CMP | YDS | CP% | YD/AT | TD | TD% | INT | INT% | LG | SK/YDS | RTG |
|------------------|------------|------------|-------------|-------------|------------|-----------|------------|-----------|------------|------------|---------------|--------------|
| M.Ryan | 534 | 373 | 4944 | 69.9 | 9.3 | 38 | 7.1 | 7 | 1.3 | 76t | 37/235 | 117.1 |
| M.Schaub | 3 | 1 | 16 | 33.3 | 5.3 | 0 | 0.0 | 0 | 0.0 | 16 | 0/0 | 52.1 |
| Falcons | 537 | 374 | 4960 | 69.6 | 9.2 | 38 | 7.1 | 7 | 1.3 | 76t | 37/235 | 116.7 |
| Opponents | 655 | 422 | 4495 | 64.4 | 6.9 | 31 | 4.7 | 12 | 1.8 | 58 | 34/228 | 92.5 |

| PUNTING | NO | YDS | AVG | NET | TB | I20 | LG | B |
|------------------|-----------|-------------|-------------|-------------|----------|-----------|-----------|----------|
| M.Bosher | 44 | 2060 | 46.8 | 41.6 | 1 | 21 | 68 | 0 |
| M.Wile | 2 | 116 | 58.0 | 52.0 | 0 | 0 | 59 | 0 |
| M.Bryant | 2 | 67 | 33.5 | 33.5 | 0 | 0 | 36 | 0 |
| Falcons | 48 | 2243 | 46.7 | 41.7 | 1 | 21 | 68 | 0 |
| Opponents | 66 | 3176 | 48.1 | 42.5 | 5 | 29 | 64 | 0 |

| RUSHING | NO | YDS | AVG | LG | TD |
|------------------|------------|-------------|------------|-----------|-----------|
| D.Freeman | 227 | 1079 | 4.8 | 75 | 11 |
| T.Coleman | 118 | 520 | 4.4 | 55 | 8 |
| T.Ward | 31 | 151 | 4.9 | 45 | 0 |
| M.Ryan | 35 | 117 | 3.3 | 18 | 0 |
| T.Gabriel | 4 | 51 | 12.8 | 27 | 1 |
| S.Ridley | 3 | 7 | 2.3 | 7 | 0 |
| M.Sanu | 1 | 5 | 5.0 | 5 | 0 |
| M.Schaub | 2 | -2 | -1.0 | -1 | 0 |
| Falcons | 421 | 1928 | 4.6 | 75 | 20 |
| Opponents | 370 | 1672 | 4.5 | 55 | 15 |

| INTS | NO | YDS | AVG | LG | TD |
|------------------|-----------|------------|-------------|------------|----------|
| D.Jones | 3 | 165 | 55.0 | 90t | 2 |
| J.Collins | 2 | 37 | 18.5 | 37 | 0 |
| R.Alford | 2 | 34 | 17.0 | 30t | 1 |
| R.Allen | 2 | 3 | 1.5 | 3 | 0 |
| B.Poole | 1 | 24 | 24.0 | 24 | 0 |
| D.Trufant | 1 | 9 | 9.0 | 9 | 0 |
| D.Campbell | 1 | 7 | 7.0 | 7 | 0 |
| Falcons | 12 | 279 | 23.3 | 90t | 3 |
| Opponents | 7 | 57 | 8.1 | 37t | 2 |

| RECEIVING | NO | YDS | AVG | LG | TD |
|------------------|------------|-------------|-------------|-----------|-----------|
| J.Jones | 83 | 1409 | 17.0 | 75 | 6 |
| M.Sanu | 59 | 653 | 11.1 | 59 | 4 |
| D.Freeman | 54 | 462 | 8.6 | 35 | 2 |
| T.Gabriel | 35 | 579 | 16.5 | 76 | 6 |
| T.Coleman | 31 | 421 | 13.6 | 49 | 3 |
| J.Tamme | 22 | 210 | 9.5 | 19 | 3 |
| J.Hardy | 21 | 203 | 9.7 | 27 | 4 |
| A.Robinson | 20 | 323 | 16.2 | 59 | 2 |
| A.Hooper | 19 | 271 | 14.3 | 44 | 3 |
| L.Toilolo | 13 | 264 | 20.3 | 46 | 2 |
| P.DiMarco | 7 | 52 | 7.4 | 18 | 1 |
| N.Williams | 5 | 59 | 11.8 | 19 | 0 |
| J.Perkins | 3 | 42 | 14.0 | 26 | 1 |
| T.Ward | 1 | 11 | 11.0 | 11 | 0 |
| D.Tialavea | 1 | 1 | 1.0 | 1t | 1 |
| Falcons | 374 | 4960 | 13.3 | 76 | 38 |
| Opponents | 422 | 4495 | 10.7 | 58 | 31 |

| PUNT RET | RET | FC | YDS | AVG | LG | TD |
|------------------|-----------|-----------|------------|-------------|-----------|----------|
| E.Weems | 24 | 21 | 273 | 11.4 | 73 | 0 |
| Falcons | 24 | 21 | 273 | 11.4 | 73 | 0 |
| Opponents | 23 | 18 | 221 | 9.6 | 55 | 0 |

| KICK RET | NO | YDS | AVG | LG | TD |
|------------------|-----------|------------|-------------|-----------|----------|
| E.Weems | 17 | 391 | 23.0 | 42 | 0 |
| J.Hardy | 3 | 52 | 17.3 | 32 | 0 |
| A.Robinson | 2 | 27 | 13.5 | 16 | 0 |
| P.DiMarco | 1 | 14 | 14.0 | 14 | 0 |
| Falcons | 23 | 484 | 21.0 | 42 | 0 |
| Opponents | 40 | 905 | 22.6 | 52 | 0 |

| FGs | 1-19 | 20-29 | 30-39 | 40-49 | 50+ |
|------------------|------------|--------------|------------|--------------|------------|
| M.Bryant | 0/0 | 12/12 | 7/8 | 9/9 | 6/8 |
| Falcons | 0/0 | 12/12 | 7/8 | 9/9 | 6/8 |
| Opponents | 1/1 | 4/5 | 5/5 | 10/11 | 3/5 |

Sacks:

V.Beasley 15.5, A.Clayborn 4.5, D.Freeney 3.0, G.Jarrett 3.0, R.Hageman 2.0, D.Trufant 2.0, B.Reed 2.0, B.Poole 1.0, C.Upshaw 1.0

Team: 34.0, Opponents: 37.0

2-Pt. Conversions:

Team 2/6, Opponents: 6/10

Fumbles Lost:

M.Ryan 2, M.Sanu 1, D. Freeman 1

Total: 4

Opponent Fumble Recoveries:

P.Worrlow 2, B.Poole 2, A.Clayborn 1, C.Upshaw 1, L.Reynolds 1, G.Jarrett 1, V.Beasley 1, K.Neal 1

Total: 10

| DEFENSIVE TACKLES | T | A | TOTAL TACKLES |
|--------------------|------------|------------|---------------|
| Deion Jones | 75 | 31 | 106 |
| Keanu Neal | 72 | 33 | 105 |
| Ricardo Allen | 61 | 29 | 90 |
| Robert Alford | 49 | 9 | 58 |
| Brian Poole | 41 | 16 | 57 |
| Kemal Ishmael | 29 | 20 | 49 |
| De'Vondre Campbell | 35 | 13 | 48 |
| Grady Jarrett | 20 | 27 | 47 |
| Vic Beasley Jr. | 32 | 7 | 39 |
| Desmond Trufant | 25 | 5 | 30 |
| Philip Wheeler | 18 | 10 | 28 |
| Jalen Collins | 25 | 3 | 28 |
| Sean Weatherspoon | 21 | 6 | 27 |
| LaRoy Reynolds | 13 | 10 | 23 |
| Courtney Upshaw | 14 | 9 | 23 |
| Adrian Clayborn | 19 | 3 | 22 |
| Jonathan Babineaux | 14 | 8 | 22 |
| Brooks Reed | 14 | 7 | 21 |
| Ra'Shede Hageman | 9 | 8 | 17 |
| Tyson Jackson | 7 | 9 | 16 |
| Paul Worrlow | 10 | 5 | 15 |
| Dwight Freeney | 7 | 3 | 10 |
| Derrick Shelby | 6 | 2 | 8 |
| C.J. Goodwin | 6 | 1 | 7 |
| Deji Olatoye | 3 | 1 | 4 |
| Ben Garland | 3 | 0 | 3 |
| Sharrod Neasman | 1 | 1 | 2 |
| Robenson Therezie | 1 | 0 | 1 |
| Malliciah Goodman | 1 | 0 | 1 |
| Totals | 631 | 276 | 907 |

| QUARTERBACK SACKS | SACKS |
|-------------------|-------------|
| Vic Beasley Jr. | 15.5 |
| Adrian Clayborn | 4.5 |
| Grady Jarrett | 3.0 |
| Dwight Freeney | 3.0 |
| Desmond Trufant | 2.0 |
| Brooks Reed | 2.0 |
| Brian Poole | 1.0 |
| Ra'Shede Hageman | 2.0 |
| Courtney Upshaw | 1.0 |
| Total | 34.0 |

| SPECIAL TEAMS TACKLES | T | A | TOTAL TACKLES |
|-----------------------|-----------|-----------|---------------|
| Eric Weems | 9 | 6 | 15 |
| C.J. Goodwin | 8 | 2 | 10 |
| LaRoy Reynolds | 5 | 2 | 7 |
| Matt Boshier | 4 | 1 | 5 |
| Brooks Reed | 3 | 1 | 4 |
| Justin Hardy | 0 | 3 | 3 |
| Kemal Ishmael | 3 | 0 | 3 |
| Levine Toilolo | 2 | 1 | 3 |
| Paul Worrlow | 2 | 1 | 3 |
| Josh Harris | 3 | 0 | 3 |
| Robenson Therezie | 1 | 1 | 2 |
| Josh Perkins | 2 | 0 | 2 |
| Deion Jones | 0 | 2 | 2 |
| Robert Alford | 0 | 2 | 2 |
| Brian Poole | 1 | 0 | 1 |
| Philip Wheeler | 1 | 0 | 1 |
| Terron Ward | 1 | 0 | 1 |
| Courtney Upshaw | 1 | 0 | 1 |
| Desmond Trufant | 0 | 1 | 1 |
| Austin Hooper | 0 | 1 | 1 |
| Keanu Neal | 0 | 1 | 1 |
| Dashon Goldson | 0 | 1 | 1 |
| Total | 46 | 26 | 72 |

| PASSESS DEFENSED | PD |
|--------------------|-----------|
| Robert Alford | 19 |
| Deion Jones | 11 |
| Jalen Collins | 10 |
| Brian Poole | 8 |
| De'Vondre Campbell | 7 |
| Keanu Neal | 7 |
| Desmond Trufant | 4 |
| Deji Olatoye | 3 |
| Ricardo Allen | 3 |
| Tyson Jackson | 2 |
| Kemal Ishmael | 2 |
| C.J. Goodwin | 2 |
| Vic Beasley Jr. | 2 |
| Paul Worrlow | 2 |
| Brooks Reed | 1 |
| Derrick Shelby | 1 |
| Adrian Clayborn | 1 |
| Courtney Upshaw | 1 |
| Total | 86 |

| TACKLES FOR LOSS | TFL |
|--------------------|-----------|
| Vic Beasley Jr. | 11 |
| Adrian Clayborn | 8 |
| Brian Poole | 6 |
| De'Vondre Campbell | 5 |
| Dwight Freeney | 4 |
| Grady Jarrett | 4 |
| Philip Wheeler | 3 |
| Deion Jones | 3 |
| Jonathan Babineaux | 3 |
| Derrick Shelby | 2 |
| Sean Weatherspoon | 2 |
| Keanu Neal | 2 |
| Jalen Collins | 2 |
| Brooks Reed | 2 |
| Ra'Shede Hageman | 2 |
| Desmond Trufant | 1 |
| Robert Alford | 1 |
| Courtney Upshaw | 1 |
| Ra'ShedeHageman | 1 |
| Paul Worrlow | 1 |
| Totals | 64 |

| INTERCEPTIONS | INTs |
|--------------------|-----------|
| Deion Jones | 3 |
| Robert Alford | 2 |
| Ricardo Allen | 2 |
| Jalen Collins | 2 |
| Desmond Trufant | 1 |
| De'Vondre Campbell | 1 |
| Brian Poole | 1 |
| Total | 12 |

| DEFENSIVE FORCED FUMBLES | FF |
|--------------------------|-----------|
| Vic Beasley Jr. | 6 |
| Keanu Neal | 5 |
| Desmond Trufant | 2 |
| De'Vondre Campbell | 2 |
| Deion Jones | 1 |
| Brooks Reed | 1 |
| Courtney Upshaw | 1 |
| Total | 18 |

| DEFENSIVE FUMBLE RECOVERIES | FR |
|-----------------------------|----------|
| Brian Poole | 2 |
| Adrian Clayborn | 1 |
| LaRoy Reynolds | 1 |
| Paul Worrlow | 1 |
| Grady Jarrett | 1 |
| Vic Beasley Jr. | 1 |
| Courtney Upshaw | 1 |
| Keanu Neal | 1 |
| Total | 7 |

GAME 1

GEORGIA DOME - ATLANTA, GA



31-24



TAMPA BAY BUCCANEERS

| PASSING | ATT | CP | YD | SK | TD | LG | INT | RT |
|--------------|-----------|-----------|------------|------------|----------|-----------|----------|-------------|
| J. Winston | 33 | 23 | 281 | 0/0 | 4 | 45 | 1 | 122.6 |
| TOTAL | 52 | 36 | 336 | 0/0 | 1 | 25 | 2 | 77.1 |

| RUSHING | ATT | YDS | AVG | LG | TD |
|--------------|-----------|-----------|------------|-----------|----------|
| D. Martin | 18 | 62 | 3.2 | 17 | 0 |
| C. Sims | 4 | 9 | 2.3 | 5 | 0 |
| R. Shepard | 1 | 9 | 9.0 | 9 | 0 |
| A. Humphries | 1 | 7 | 7.0 | 7 | 0 |
| J. Winston | 4 | 3 | 0.8 | 4 | 0 |
| TOTAL | 28 | 90 | 3.2 | 17 | 0 |

| RECEIVING | NO | YDS | AVG | LG | TD |
|---------------------|-----------|------------|-------------|-----------|----------|
| M. Evans | 5 | 99 | 19.8 | 45t | 1 |
| D. Martin | 5 | 34 | 6.8 | 14 | 0 |
| A. Humphries | 3 | 34 | 11.3 | 26 | 0 |
| C. Sims | 3 | 32 | 10.7 | 23t | 1 |
| C. Brate | 3 | 30 | 10.0 | 17 | 0 |
| V. Jackson | 2 | 18 | 9.0 | 11 | 0 |
| A. Seferian-Jenkins | 1 | 30 | 30.0 | 30t | 1 |
| B. Myers | 1 | 4 | 4.0 | 4t | 1 |
| TOTAL | 23 | 281 | 12.2 | 45 | 1 |

ATLANTA FALCONS

| PASSING | ATT | CP | YD | SK | TD | LG | INT | RT |
|--------------|-----------|-----------|------------|-------------|----------|-----------|----------|--------------|
| M. Ryan | 39 | 27 | 334 | 3/12 | 2 | 59 | 0 | 112.6 |
| TOTAL | 39 | 27 | 334 | 3/12 | 2 | 59 | 0 | 112.6 |

| RUSHING | ATT | YDS | AVG | LG | TD |
|--------------|-----------|-----------|------------|-----------|----------|
| T. Coleman | 8 | 22 | 2.8 | 7 | 0 |
| D. Freeman | 11 | 20 | 1.8 | 10 | 0 |
| M. Ryan | 3 | 10 | 3.3 | 8 | 0 |
| TOTAL | 22 | 52 | 2.4 | 10 | 0 |

| RECEIVING | NO | YDS | AVG | LG | TD |
|--------------|-----------|------------|-------------|-----------|----------|
| J. Tammie | 6 | 51 | 8.5 | 19 | 0 |
| T. Coleman | 5 | 95 | 19.0 | 47 | 0 |
| M. Sanu | 5 | 80 | 16.0 | 59 | 1 |
| J. Jones | 4 | 66 | 16.5 | 25t | 1 |
| D. Freeman | 4 | 20 | 5.0 | 11 | 0 |
| A. Hooper | 1 | 14 | 14.0 | 14 | 0 |
| P. DiMarco | 1 | 8 | 8.0 | 8 | 0 |
| J. Hardy | 1 | 0 | 0.0 | 0 | 0 |
| TOTAL | 27 | 334 | 12.4 | 59 | 2 |

SCORING DRIVES

| TEAM | QTR | TIME | SCORING PLAY | TB | ATL |
|---------|-----|-------|---|----|-----|
| Bucs | 1 | 9:52 | R.Aguayo 43 yd. Field Goal (7-37, 3:02) | 3 | 0 |
| Falcons | 1 | 7:08 | M.Bryant 34 yd. Field Goal (5-59, 2:44) | 3 | 3 |
| Falcons | 1 | 0:11 | M.Sanu 5 yd. pass from M.Ryan (M.Bryant kick) (4-13, 2:20) | 3 | 10 |
| Bucs | 2 | 10:25 | B.Myers 4 yd. pass from J.Winston (R.Aguayo kick) (9-75, 4:46) | 10 | 10 |
| Falcons | 2 | 1:45 | M.Bryant 34 yd. Field Goal (7-45, 3:14) | 10 | 13 |
| Bucs | 2 | 0:14 | C.Sims 23 yd. pass from J.Winston (R.Aguayo kick) (10-75, 1:31) | 17 | 13 |
| Bucs | 3 | 12:54 | A.Seferian-Jenkins 30 yd. pass from J.Winston (R.Aguayo) (4-75, 2:06) | 24 | 13 |
| Bucs | 3 | 5:12 | M.Evans 45 yd. pass from J.Winston (R.Aguayo kick) (8-92, 3:16) | 31 | 13 |
| Falcons | 3 | 1:35 | J.Jones 25 yd. pass from M.Ryan (M.Ryan-M.Sanu pass) (9-71, 3:37) | 31 | 21 |
| Falcons | 4 | 4:55 | M.Bryant 29 yd. Field Goal (11-49, 4:54) | 31 | 24 |

GAME 2

O.CO COLISEUM - OAKLAND, CA



35-28



ATLANTA FALCONS

| PASSING | ATT | CP | YD | SK | TD | LG | INT | RT |
|---------|-----|----|-----|-----|----|----|-----|-------|
| M. Ryan | 34 | 26 | 396 | 1/7 | 3 | 48 | 1 | 131.5 |
| TOTAL | 34 | 26 | 396 | 1/7 | 3 | 48 | 1 | 131.5 |

| RUSHING | ATT | YDS | AVG | LG | TD |
|------------|-----|-----|-----|-----|----|
| D. Freeman | 17 | 93 | 5.5 | 18 | 0 |
| T. Coleman | 12 | 46 | 3.8 | 13t | 1 |
| TOTAL | 29 | 139 | 4.8 | 18 | 1 |

| RECEIVING | NO | YDS | AVG | LG | TD |
|-------------|----|-----|------|----|----|
| J. Jones | 5 | 106 | 21.2 | 48 | 1 |
| J. Tammie | 5 | 75 | 15.0 | 19 | 1 |
| A. Hooper | 3 | 84 | 28.0 | 44 | 0 |
| T. Gabriel | 3 | 28 | 9.3 | 11 | 0 |
| M. Sanu | 3 | 19 | 6.3 | 15 | 0 |
| A. Robinson | 2 | 30 | 15.0 | 20 | 0 |
| T. Coleman | 2 | 25 | 12.5 | 24 | 0 |
| L. Toilolo | 2 | 21 | 10.5 | 16 | 0 |
| J. Hardy | 1 | 8 | 8.0 | 8t | 1 |
| TOTAL | 26 | 396 | 15.2 | 48 | 3 |

OAKLAND RAIDERS

| PASSING | ATT | CP | YD | SK | TD | LG | INT | RT |
|---------|-----|----|-----|-----|----|-----|-----|-------|
| D. Carr | 45 | 34 | 299 | 1/0 | 3 | 31t | 0 | 115.0 |
| TOTAL | 45 | 34 | 299 | 1/0 | 3 | 31t | 0 | 115.0 |

| RUSHING | ATT | YDS | AVG | LG | TD |
|---------------|-----|-----|------|----|----|
| L. Murray | 8 | 57 | 7.1 | 18 | 1 |
| D. Washington | 6 | 46 | 7.7 | 26 | 0 |
| J. Richard | 7 | 17 | 2.4 | 7 | 0 |
| J. Holton | 1 | 14 | 14.0 | 14 | 0 |
| J. Olawale | 1 | 11 | 11.0 | 11 | 0 |
| D. Carr | 2 | 10 | 5.0 | 5 | 0 |
| TOTAL | 25 | 155 | 6.2 | 26 | 1 |

| RECEIVING | NO | YDS | AVG | LG | TD |
|---------------|----|-----|------|----|----|
| C. Walford | 6 | 50 | 8.3 | 31 | 1 |
| L. Murray | 6 | 44 | 7.3 | 11 | 0 |
| A. Cooper | 5 | 71 | 14.2 | 25 | 0 |
| M. Crabtree | 4 | 31 | 7.8 | 10 | 1 |
| L. Smith | 4 | 24 | 6.0 | 12 | 0 |
| S. Roberts | 3 | 25 | 8.3 | 14 | 0 |
| T. Coleman | 2 | 25 | 12.5 | 24 | 0 |
| J. Olawale | 2 | 28 | 14.0 | 15 | 0 |
| J. Richard | 1 | 10 | 10.0 | 10 | 0 |
| A. Holmes | 1 | 6 | 6.0 | 6 | 1 |
| D. Washington | 1 | 6 | 6.0 | 6 | 0 |
| J. Holton | 1 | 4 | 4.0 | 4 | 0 |
| TOTAL | 34 | 299 | 8.8 | 31 | 3 |

SCORING DRIVES

| TEAM | QTR | TIME | SCORING PLAY | ATL | OAK |
|---------|-----|-------|--|-----|-----|
| Falcons | 2 | 11:58 | M. Bryant 21 yd. Field Goal (11-88, 4:55) | 3 | 0 |
| Raiders | 2 | 7:51 | L. Murray 1 yd. run (S. Janikowski kick) (7-91, 4:07) | 3 | 7 |
| Falcons | 2 | 4:46 | J. Jones 21 yd. pass from M. Ryan (M. Bryant kick) (10-75, 3:05) | 10 | 7 |
| Falcons | 2 | 0:38 | M. Bryant 20 yd. Field Goal (4-7, 0:55) | 13 | 7 |
| Raiders | 3 | 11:17 | C. Walford 31 yd. pass from D. Carr (S. Janikowski kick) (8-81, 3:43) | 13 | 14 |
| Falcons | 3 | 3:42 | J. Tammie 14 yd. pass from M. Ryan (M. Ryan run) (5-85, 1:54) | 21 | 14 |
| Raiders | 4 | 12:00 | M. Crabtree 2 yd. pass from D. Carr (S. Janikowski kick) (13-75, 6:42) | 21 | 21 |
| Falcons | 4 | 9:29 | J. Hardy 8 yd. pass from M. Ryan (M. Bryant kick) (6-75, 2:31) | 28 | 21 |
| Falcons | 4 | 4:35 | T. Coleman 13 yd. run (M. Bryant kick) (5-50, 2:37) | 35 | 21 |
| Raiders | 4 | 2:12 | A. Holmes 6 yd. pass from D. Carr (S. Janikowski kick) (8-75, 2:23) | 35 | 28 |

GAME 3

MERCEDES-BENZ SUPERDOME
NEW ORLEANS, LA



45-32



ATLANTA FALCONS

| PASSING | ATT | CP | YD | SK | TD | LG | INT | RT |
|---------|-----|----|-----|------|----|----|-----|-------|
| M. Ryan | 30 | 20 | 240 | 2/15 | 2 | 34 | 0 | 113.2 |
| TOTAL | 30 | 20 | 240 | 2/15 | 2 | 34 | 0 | 113.3 |

| RUSHING | ATT | YDS | AVG | LG | TD |
|------------|-----|-----|------|----|----|
| D. Freeman | 14 | 152 | 10.9 | 48 | 0 |
| T. Coleman | 12 | 42 | 4.6 | 9 | 3 |
| M. Ryan | 5 | 23 | 4.6 | 18 | 0 |
| TOTAL | 31 | 217 | 7.0 | 48 | 3 |

| RECEIVING | NO | YDS | AVG | LG | TD |
|-------------|----|-----|------|----|----|
| D. Freeman | 5 | 55 | 11.0 | 26 | 1 |
| T. Coleman | 3 | 47 | 15.7 | 34 | 0 |
| M. Sanu | 3 | 31 | 10.3 | 16 | 0 |
| J. Tamme | 3 | 28 | 9.3 | 15 | 0 |
| T. Gabriel | 2 | 33 | 16.5 | 19 | 0 |
| J. Hardy | 2 | 26 | 13.0 | 22 | 1 |
| J. Jones | 1 | 16 | 16.0 | 16 | 0 |
| A. Robinson | 1 | 4 | 4.0 | 4 | 0 |
| TOTAL | 20 | 240 | 12.0 | 34 | 2 |

NEW ORLEANS SAINTS

| PASSING | ATT | CP | YD | SK | TD | LG | INT | RT |
|----------|-----|----|-----|------|----|----|-----|------|
| D. Brees | 54 | 36 | 376 | 2/17 | 3 | 36 | 1 | 97.5 |
| TOTAL | 54 | 36 | 376 | 2/17 | 3 | 36 | 1 | 97.5 |

| RUSHING | ATT | YDS | AVG | LG | TD |
|--------------|-----|-----|-----|----|----|
| M. Ingram | 15 | 77 | 5.1 | 17 | 0 |
| T. Hightower | 3 | 19 | 6.3 | 11 | 0 |
| D. Brees | 2 | 9 | 4.5 | 7 | 0 |
| B. Cooks | 1 | 6 | 6.0 | 6 | 0 |
| J. Kuhn | 1 | 3 | 3.0 | 3 | 1 |
| T. Lewis | 1 | 1 | 1.0 | 1 | 0 |
| TOTAL | 23 | 115 | 5.0 | 17 | 1 |

| RECEIVING | NO | YDS | AVG | LG | TD |
|------------|----|-----|------|----|----|
| C. Fleener | 7 | 109 | 15.6 | 36 | 1 |
| B. Coleman | 7 | 78 | 11.1 | 28 | 0 |
| M. Thomas | 7 | 71 | 10.1 | 25 | 1 |
| T. Cadet | 6 | 32 | 5.3 | 25 | 0 |
| M. Ingram | 4 | 30 | 7.5 | 18 | 1 |
| T. Lewis | 3 | 43 | 14.3 | 26 | 0 |
| B. Cooks | 2 | 13 | 6.5 | 9 | 0 |
| TOTAL | 36 | 376 | 10.4 | 36 | 3 |

SCORING DRIVES

| TEAM | QTR | TIME | SCORING PLAY | ATL | NO |
|---------|-----|-------|--|-----|----|
| Saints | 1 | 8:25 | C. Fleener 2 yd. pass from D. Brees (W. Lutz kick) (11-75, 6:35) | 0 | 7 |
| Falcons | 1 | 5:21 | T. Coleman 2 yd. run (M. Bryant kick) (3-11, 0:52) | 7 | 7 |
| Falcons | 2 | 14:53 | D. Freeman 13 yd. pass from M. Ryan (M. Bryant kick) (11-74, 5:08) | 14 | 7 |
| Saints | 2 | 9:55 | M. Thomas 3 yd. pass from D. Brees (W. Lutz kick) (12-75, 4:58) | 14 | 14 |
| Falcons | 2 | 5:31 | T. Coleman 2 yd. run (M. Bryant kick) (11-75, 4:24) | 21 | 14 |
| Falcons | 2 | 0:28 | J. Hardy 4 yd. pass from M. Ryan (M. Bryant kick) (8-94, 1:23) | 28 | 14 |
| Saints | 2 | 0:00 | W. Lutz 57 yd. Field Goal (7-36, 0:28) | 28 | 17 |
| Falcons | 3 | 12:03 | T. Coleman 6 yd. run (M. Bryant kick) (6-75, 2:57) | 35 | 17 |
| Saints | 3 | 7:38 | J. Kuhn 3 yd. run (M. Ingram run) (9-75, 4:25) | 35 | 25 |
| Falcons | 3 | 2:58 | M. Bryant 21 yd. Field Goal (11-76, 4:40) | 38 | 25 |
| Falcons | 4 | 13:37 | D. Jones 90 yd. interception return (M. Bryant kick) | 45 | 25 |
| Saints | 4 | 10:00 | M. Ingram 5 yd. pass from D. Brees (W. Lutz kick) (7-75, 3:37) | 45 | 32 |

GAME 4

GEORGIA DOME - ATLANTA, GA



48-33



ATLANTA FALCONS

| PASSING | ATT | CP | YD | SK | TD | LG | INT | RT |
|--------------|-----------|-----------|------------|-------------|----------|------------|----------|--------------|
| M. Ryan | 37 | 28 | 503 | 3/22 | 4 | 75t | 1 | 142.0 |
| TOTAL | 37 | 28 | 503 | 3/22 | 4 | 75t | 1 | 142.0 |

| RUSHING | ATT | YDS | AVG | LG | TD |
|--------------|-----------|-----------|------------|-----------|----------|
| D. Freeman | 13 | 57 | 4.4 | 19 | 1 |
| T. Coleman | 8 | 19 | 2.4 | 7 | 0 |
| M. Ryan | 4 | 14 | 3.5 | 15 | 0 |
| TOTAL | 25 | 90 | 3.6 | 19 | 1 |

| RECEIVING | NO | YDS | AVG | LG | TD |
|--------------|-----------|------------|-------------|------------|----------|
| J. Jones | 12 | 300 | 25.0 | 75t | 1 |
| T. Gabriel | 3 | 49 | 16.3 | 19 | 0 |
| T. Coleman | 3 | 14 | 4.7 | 11 | 0 |
| A. Robinson | 2 | 48 | 24.0 | 35t | 1 |
| M. Sanu | 2 | 22 | 11.0 | 18 | 0 |
| D. Freeman | 2 | 7 | 3.5 | 6 | 0 |
| J. Tammie | 2 | 3 | 1.5 | 4t | 1 |
| A. Hooper | 1 | 42 | 42.0 | 42t | 1 |
| P. DiMarco | 1 | 18 | 18.0 | 18 | 0 |
| TOTAL | 28 | 503 | 18.0 | 75t | 4 |

CAROLINA PANTHERS

| PASSING | ATT | CP | YD | SK | TD | LG | INT | RT |
|--------------|-----------|-----------|------------|------------|----------|-----------|----------|-------------|
| C. Newton | 25 | 14 | 165 | 1/8 | 1 | 24 | 0 | 89.6 |
| D. Anderson | 23 | 17 | 172 | 0/0 | 2 | 48 | 2 | 87.6 |
| TOTAL | 48 | 31 | 337 | 1/8 | 3 | 48 | 2 | 88.6 |

| RUSHING | ATT | YDS | AVG | LG | TD |
|----------------|-----------|-----------|------------|-----------|----------|
| C. Newton | 5 | 30 | 6.0 | 21 | 0 |
| C. Artis-Payne | 6 | 12 | 2.0 | 5 | 0 |
| F. Whittaker | 3 | 6 | 2.0 | 3 | 0 |
| M. Tolbert | 1 | 1 | 1.0 | 1 | 0 |
| TOTAL | 15 | 49 | 3.3 | 21 | 0 |

| RECEIVING | NO | YDS | AVG | LG | TD |
|--------------|-----------|------------|-------------|-----------|----------|
| F. Whittaker | 9 | 86 | 9.6 | 22 | 0 |
| G. Olsen | 6 | 76 | 12.7 | 24 | 1 |
| C. Brown | 5 | 48 | 9.6 | 16 | 1 |
| K. Benjamin | 3 | 39 | 13.0 | 21 | 1 |
| D. Funchess | 2 | 56 | 28.0 | 48 | 0 |
| E. Dickson | 2 | 17 | 8.5 | 9 | 0 |
| T. Ginn | 2 | 14 | 7.0 | 8 | 0 |
| J. Webb | 1 | 3 | 3.0 | 3 | 0 |
| M. Tolbert | 1 | -2 | -2.0 | -2 | 0 |
| TOTAL | 31 | 337 | 10.9 | 48 | 3 |

SCORING DRIVES

| TEAM | QTR | TIME | SCORING PLAY | CAR | ATL |
|----------|-----|-------|--|-----|-----|
| Falcons | 1 | 7:14 | J.Tammie 4 yd. pass from M.Ryan (M.Bryant kick) (8-71, 4:19) | 0 | 7 |
| Falcons | 1 | 0:17 | D.Freeman 13 yd. run (M.Bryant kick) (6-98, 3:33) | 0 | 14 |
| Panthers | 2 | 11:31 | K.Coleman 8 yd. interception return (G.Gano kick) | 7 | 14 |
| Falcons | 2 | 5:56 | M.Bryant 28 yd. Field Goal (10-65, 5:35) | 7 | 17 |
| Panthers | 2 | 3:07 | G.Gano 54 yd. Field Goal (6-39, 2:49) | 10 | 17 |
| Falcons | 3 | 9:13 | A.Hooper 42 yd. pass from M.Ryan (M.Bryant kick) (10-99, 5:47) | 10 | 24 |
| Falcons | 3 | 4:57 | A.Robinson 35 yd. pass from M.Ryan (M.Bryant kick) (9-92, 3:19) | 10 | 31 |
| Falcons | 4 | 13:19 | M.Bryant 53 yd. Field Goal (10-36, 5:17) | 10 | 34 |
| Panthers | 4 | 11:42 | K.Benjamin 6 yd. pass from C.Newton (C.Newton run) (5-63, 1:37) | 18 | 34 |
| Panthers | 4 | 3:58 | G.Olsen 14 yd. pass from D.Anderson (D.Anderson pass) (9-94, 5:23) | 26 | 34 |
| Falcons | 4 | 3:45 | J.Jones 75 yd. pass from M.Ryan (M.Bryant kick) (1-75, 0:13) | 26 | 41 |
| Panthers | 4 | 1:53 | C.Brown 16 yd. pass from D.Anderson (G.Gano kick) (11-75, 1:52) | 33 | 41 |
| Falcons | 4 | 1:14 | R.Alford 30 yd. interception return (M.Bryant kick) | 33 | 48 |

GAME 5

MILE HIGH STADIUM - DENVER, CO



23-16



ATLANTA FALCONS

| PASSING | ATT | CP | YD | SK | TD | LG | INT | RT |
|---------|-----|----|-----|------|----|----|-----|------|
| M.Ryan | 28 | 15 | 267 | 2/17 | 1 | 49 | 0 | 98.4 |
| TOTAL | 28 | 15 | 267 | 2/17 | 1 | 49 | 0 | 98.4 |

DENVER BRONCOS

| PASSING | ATT | CP | YD | SK | TD | LG | INT | RT |
|---------|-----|----|-----|------|----|----|-----|------|
| P.Lynch | 35 | 23 | 223 | 6/40 | 1 | 26 | 1 | 81.0 |
| TOTAL | 35 | 23 | 223 | 6/40 | 1 | 26 | 1 | 81.0 |

| RUSHING | ATT | YDS | AVG | LG | TD |
|-----------|-----|-----|-----|----|----|
| D.Freeman | 23 | 88 | 3.8 | 15 | 1 |
| T.Coleman | 6 | 31 | 5.2 | 16 | 0 |
| M.Ryan | 3 | 3 | 1.0 | 2 | 0 |
| TOTAL | 32 | 122 | 3.8 | 16 | 1 |

| RUSHING | ATT | YDS | AVG | LG | TD |
|------------|-----|-----|-----|----|----|
| C.Anderson | 11 | 41 | 3.7 | 10 | 0 |
| D.Booker | 6 | 23 | 3.8 | | 0 |
| P.Lynch | 6 | 18 | 3.0 | 6 | 0 |
| A.Janovich | 1 | 2 | 2.0 | 2 | 0 |
| TOTAL | 24 | 84 | 3.5 | 10 | 0 |

| RECEIVING | NO | YDS | AVG | LG | TD |
|-----------|----|-----|------|----|----|
| T.Coleman | 4 | 132 | 33.0 | 49 | 1 |
| M.Sanu | 3 | 43 | 14.3 | 22 | 0 |
| D.Freeman | 3 | 35 | 11.7 | 14 | 0 |
| J.Jones | 2 | 29 | 14.5 | 20 | 0 |
| A.Hooper | 1 | 14 | 14.0 | 14 | 0 |
| P.DiMarco | 1 | 13 | 13.0 | 13 | 0 |
| J.Tamme | 1 | 1 | 1.0 | 1 | 0 |
| TOTAL | 15 | 267 | 17.8 | 49 | 1 |

| RECEIVING | NO | YDS | AVG | LG | TD |
|------------|----|-----|------|----|----|
| E.Sanders | 7 | 80 | 11.4 | 26 | 0 |
| D.Thomas | 5 | 49 | 9.8 | 14 | 1 |
| D.Booker | 4 | 36 | 9.0 | 11 | 0 |
| C.Anderson | 3 | 21 | 7.0 | 9 | 0 |
| J.Norwood | 2 | 24 | 12.0 | 17 | 0 |
| B.Fowler | 2 | 13 | 6.5 | 7 | 0 |
| TOTAL | 23 | 223 | 9.7 | 26 | 1 |

SCORING DRIVES

| TEAM | QTR | TIME | SCORING PLAY | ATL | DEN |
|---------|-----|-------|---|-----|-----|
| Falcons | 1 | 11:18 | D.Freeman 1 yd. run (M.Bryant kick) (9-75, 3:42) | 7 | 0 |
| Falcons | | 4:23 | M.Bryant 46 yd. Field Goal (8-44, 4:23) | 10 | 0 |
| Broncos | 2 | 11:39 | B.McManus 35 yd. Field Goal (10-40, 3:54) | 10 | 3 |
| Falcons | 2 | 1:48 | M.Bryant 33 yd. Field Goal (17-77, 7:00) | 13 | 3 |
| Falcons | 3 | 7:53 | T.Coleman 31 yd. pass from M.Ryan (M.Bryant kick) (3-42, 2:01) | 20 | 3 |
| Broncos | 4 | 11:01 | B.McManus 46 yd. Field Goal (8-22, 3:59) | 20 | 6 |
| Falcons | 4 | 8:20 | M.Bryant 25 yd. Field Goal (6-68, 2:41) | 23 | 6 |
| Broncos | 4 | 2:38 | D.Thomas 3 yd. pass from P.Lynch (B.McManus kick) (16-78, 5:42) | 23 | 13 |
| Broncos | 4 | 0:14 | B.McManus 45 yd. Field Goal (7-44, 1:42) | 23 | 16 |

GAME 6

CENTURYLINK FIELD - SEATTLE, WA



26-24



SEATTLE SEAHAWKS

| PASSING | ATT | CP | YD | SK | TD | LG | INT | RT |
|-----------|-----|----|-----|-----|----|----|-----|------|
| R. Wilson | 37 | 25 | 270 | 1/9 | 0 | 25 | 0 | 88.8 |
| TOTAL | 37 | 25 | 270 | 1/9 | 0 | 25 | 0 | 88.8 |

| RUSHING | ATT | YDS | AVG | LG | TD |
|------------|-----|-----|------|----|----|
| C. Michael | 18 | 64 | 3.6 | 21 | 2 |
| R. Wilson | 6 | 7 | 1.2 | 6 | 0 |
| A. Collins | 1 | 2 | 2.0 | 2 | 1 |
| T. Lockett | 1 | 2 | 2.0 | 2 | 0 |
| C. Spiller | 1 | -3 | -3.0 | -3 | 0 |
| TOTAL | 27 | 72 | 2.7 | 21 | 3 |

| RECEIVING | NO | YDS | AVG | LG | TD |
|------------|----|-----|------|----|----|
| J. Graham | 6 | 89 | 14.8 | 25 | 0 |
| D. Baldwin | 4 | 31 | 7.8 | 11 | 0 |
| C. Spiller | 3 | 38 | 12.7 | 24 | 0 |
| J. Kearsse | 3 | 35 | 11.7 | 16 | 0 |
| T. Lockett | 3 | 23 | 7.7 | 10 | 0 |
| C. Michael | 3 | 19 | 6.3 | 9 | 0 |
| T. McEvoy | 1 | 17 | 17.0 | 17 | 0 |
| L. Willson | 1 | 9 | 9.0 | 9 | 0 |
| A. Collins | 1 | 9 | 9.0 | 9 | 0 |
| TOTAL | 25 | 270 | 10.8 | 25 | 0 |

ATLANTA FALCONS

| PASSING | ATT | CP | YD | SK | TD | LG | INT | RT |
|---------|-----|----|-----|------|----|----|-----|-------|
| M. Ryan | 42 | 27 | 335 | 4/25 | 3 | 46 | 1 | 102.8 |
| TOTAL | 42 | 27 | 335 | 4/25 | 3 | | | 1 |

| RUSHING | ATT | YDS | AVG | LG | TD |
|------------|-----|-----|-----|----|----|
| D. Freeman | 12 | 40 | 3.3 | 18 | 0 |
| T. Coleman | 5 | 10 | 2.0 | 4 | 0 |
| M. Ryan | 1 | 2 | 2.0 | 2 | 0 |
| TOTAL | 18 | 52 | 2.9 | 18 | 0 |

| RECEIVING | NO | YDS | AVG | LG | TD |
|-------------|----|-----|------|----|----|
| J. Jones | 7 | 139 | 19.9 | 36 | 1 |
| M. Sanu | 5 | 47 | 9.4 | 14 | 1 |
| L. Toilolo | 3 | 69 | 23.0 | 46 | 1 |
| J. Hardy | 3 | 30 | 10.0 | 11 | 0 |
| D. Freeman | 3 | 10 | 3.3 | 11 | 0 |
| J. Tammie | 2 | 16 | 8.0 | 12 | 0 |
| A. Robinson | 1 | 8 | 8.0 | 8 | 0 |
| T. Coleman | 1 | 7 | 7.0 | 7 | 0 |
| T. Gabriel | 1 | 6 | 6.0 | 6 | 0 |
| P. DiMarco | 1 | 3 | 3.0 | 3 | 0 |
| TOTAL | 27 | 335 | 12.4 | 46 | 3 |

SCORING DRIVES

| TEAM | QTR | TIME | SCORING PLAY | ATL | SEA |
|----------|-----|-------|---|-----|-----|
| Seahawks | 1 | 2:02 | C. Michael 9 yd. run (S. Hauschka kick) (1-9, 0:05) | 0 | 7 |
| Falcons | 2 | 8:38 | M. Bryant 33 yd. Field Goal (12-52, 4:37) | 3 | 7 |
| Seahawks | 2 | 4:32 | A. Collins 2 yd. run (S. Hauschka kick) (8-75, 4:06) | 3 | 14 |
| Seahawks | 2 | 0:42 | S. Hauschka 42 yd. Field Goal (5-22, 1:16) | 3 | 17 |
| Falcons | 3 | 11:01 | J. Jones 36 yd. pass from M. Ryan (M. Bryant kick) (9-75, 3:59) | 10 | 17 |
| Falcons | 3 | 6:11 | M. Sanu 10 yd. pass from M. Ryan (M. Bryant kick) (8-79, 3:23) | 17 | 17 |
| Falcons | 3 | 0:17 | L. Toilolo 46 yd. pass from M. Ryan (M. Bryant kick) (6-97, 3:27) | 24 | 17 |
| Seahawks | 4 | 4:43 | C. Michael 1 yd. run (kick blocked) (9-70, 3:51) | 24 | 23 |
| Seahawks | 4 | 1:57 | S. Hauschka 44 yd. Field Goal (7-24, 1:51) | 24 | 26 |

GAME 7

GEORGIA DOME - ATLANTA, GA



33-30



SAN DIEGO CHARGERS

| PASSING | ATT | CP | YD | SK | TD | LG | INT | RT |
|--------------|-----------|-----------|------------|-------------|----------|-----------|----------|-------------|
| P.Rivers | 44 | 27 | 371 | 4/23 | 1 | 49 | 1 | 86.5 |
| T. Benjamin | 1 | 0 | 0 | 0/0 | 0 | 0 | 0 | 39.6 |
| TOTAL | 45 | 27 | 371 | 4/23 | 1 | 49 | 1 | 84.6 |

| RUSHING | ATT | YDS | AVG | LG | TD |
|--------------|-----------|-----------|------------|-----------|----------|
| M.Gordon | 22 | 68 | 3.1 | 13 | 2 |
| K.Farrow | 2 | 13 | 6.5 | 9 | 0 |
| D.McCluster | 1 | -1 | -1.0 | -1 | 0 |
| P.Rivers | 1 | -2 | -2.0 | -2 | 0 |
| TOTAL | 26 | 78 | 3.0 | 13 | 2 |

| RECEIVING | NO | YDS | AVG | LG | TD |
|--------------|-----------|------------|-------------|-----------|----------|
| Ty.Williams | 7 | 140 | 20.0 | 49 | 0 |
| M.Gordon | 6 | 53 | 8.8 | 14 | 1 |
| A.Gates | 5 | 38 | 7.6 | 13 | 0 |
| T.Benjamin | 4 | 54 | 13.5 | 21 | 0 |
| D.Inman | 3 | 58 | 19.3 | 24 | 0 |
| H.Henry | 1 | 16 | 16.0 | 16 | 0 |
| G.Whalen | 1 | 12 | 12.0 | 12 | 0 |
| TOTAL | 27 | 371 | 13.7 | 49 | 1 |

ATLANTA FALCONS

| PASSING | ATT | CP | YD | SK | TD | LG | INT | RT |
|--------------|-----------|-----------|------------|-------------|----------|-----------|----------|-------------|
| M. Ryan | 34 | 22 | 273 | 3/17 | 1 | 50 | 1 | 87.0 |
| TOTAL | 34 | 22 | 273 | 3/17 | 1 | 50 | 1 | 87.0 |

| RUSHING | ATT | YDS | AVG | LG | TD |
|--------------|-----------|------------|------------|-----------|----------|
| T.Coleman | 8 | 64 | 8.0 | 30 | 1 |
| D.Freeman | 15 | 58 | 3.9 | 15 | 0 |
| M.Ryan | 3 | 8 | 2.7 | 7 | 0 |
| TOTAL | 26 | 130 | 5.0 | 30 | 1 |

| RECEIVING | NO | YDS | AVG | LG | TD |
|--------------|-----------|------------|-------------|-----------|----------|
| J.Jones | 9 | 174 | 19.3 | 50 | 0 |
| D.Freeman | 5 | 42 | 8.4 | 15 | 0 |
| M.Sanu | 2 | 16 | 8.0 | 11 | 0 |
| J.Hardy | 2 | 6 | 3.0 | 4 | 0 |
| J.Tamme | 1 | 17 | 17.0 | 17 | 1 |
| T.Coleman | 1 | 10 | 10.0 | 10 | 0 |
| L.Toilolo | 1 | 5 | 5.0 | 5 | 0 |
| P.DiMarco | 1 | 3 | 3.0 | 3 | 0 |
| TOTAL | 22 | 273 | 12.4 | 50 | 1 |

SCORING DRIVES

| TEAM | QTR | TIME | SCORING PLAY | SD | ATL |
|----------|-----|-------|--|----|-----|
| Chargers | 1 | 10:55 | M.Gordon 2 yd. run (J.Lambo kick) (7-75, 4:05) | 7 | 0 |
| Falcons | 1 | 6:26 | M.Bryant 42 yd. Field Goal (10-51, 4:29) | 7 | 3 |
| Falcons | 1 | 2:34 | M.Bryant 27 yd. Field Goal (4-1, 0:56) | 7 | 6 |
| Chargers | 2 | 13:29 | J.Lambo 40 yd. Field Goal (10-61, 4:05) | 10 | 6 |
| Falcons | 2 | 9:06 | J.Tamme 17 yd. pass from M.Ryan (M.Bryant kick) (7-75, 4:23) | 10 | 13 |
| Falcons | 2 | 6:07 | T.Coleman 30 yd. run (M.Bryant kick) (4-50, 1:49) | 10 | 20 |
| Falcons | 2 | 4:31 | A.Clayborn 5 yd. fumble return (M.Bryant kick) | 10 | 27 |
| Chargers | 2 | 1:02 | M.Gordon 3 yd. run (J.Lambo kick) (7-75, 3:29) | 17 | 27 |
| Chargers | 3 | 4:50 | J.Lambo 37 yd. Field Goal (8-50, 3:15) | 20 | 27 |
| Falcons | 4 | 13:23 | M.Bryant 31 yd. Field Goal (13-62, 6:27) | 20 | 30 |
| Chargers | 4 | 5:59 | M.Gordon 5 yd. pass from P.Rivers (J.Lambo kick) (15-75, 7:24) | 27 | 30 |
| Chargers | 4 | 0:18 | J.Lambo 33 yd. Field Goal (12-50, 3:14) | 30 | 30 |
| Chargers | 5 | 9:01 | J.Lambo 42 yd. Field Goal (6-19, 3:11) | 33 | 30 |

GAME 8

GEORGIA DOME - ATLANTA, GA



33-32



ATLANTA FALCONS

| PASSING | ATT | CP | YD | SK | TD | LG | INT | RT |
|---------|-----|----|-----|------|----|----|-----|-------|
| M.Ryan | 35 | 28 | 288 | 2/11 | 3 | 47 | 0 | 129.5 |
| TOTAL | 35 | 28 | 288 | 2/11 | 3 | 47 | 0 | 129.5 |

GREEN BAY PACKERS

| PASSING | ATT | CP | YD | SK | TD | LG | INT | RT |
|-----------|-----|----|-----|------|----|----|-----|-------|
| A.Rodgers | 38 | 28 | 246 | 3/23 | 4 | 58 | 0 | 125.5 |
| TOTAL | 38 | 28 | 246 | 3/23 | 4 | 58 | 0 | 125.5 |

| RUSHING | ATT | YDS | AVG | LG | TD |
|-----------|-----|-----|-----|----|----|
| T.Ward | 6 | 46 | 7.7 | 26 | 0 |
| D.Freeman | 11 | 35 | 3.2 | 17 | 1 |
| M.Ryan | 2 | 9 | 4.5 | 10 | 0 |
| TOTAL | 19 | 90 | 4.7 | 26 | 1 |

| RUSHING | ATT | YDS | AVG | LG | TD |
|-------------|-----|-----|------|----|----|
| A.Rodgers | 6 | 60 | 10.0 | 23 | 0 |
| A.Ripkowski | 6 | 34 | 5.7 | 12 | 0 |
| D.Jackson | 4 | 10 | 2.5 | 7 | 0 |
| K.Davis | 3 | 4 | 1.3 | 4 | 0 |
| TOTAL | 19 | 108 | 5.7 | 23 | 0 |

| RECEIVING | NO | YDS | AVG | LG | TD |
|-----------|----|-----|------|----|----|
| M.Sanu | 9 | 84 | 9.3 | 14 | 1 |
| A.Hooper | 5 | 41 | 8.2 | 17 | 0 |
| D.Freeman | 4 | 23 | 5.8 | 9 | 1 |
| T.Gabriel | 3 | 68 | 22.7 | 47 | 1 |
| J.Jones | 3 | 29 | 9.7 | 12 | 0 |
| J.Tamme | 2 | 19 | 9.5 | 13 | 0 |
| J.Hardy | 1 | 13 | 13.0 | 13 | 0 |
| T.Ward | 1 | 11 | 11.0 | 11 | 0 |
| TOTAL | 28 | 288 | 10.3 | 47 | 3 |

| RECEIVING | NO | YDS | AVG | LG | TD |
|-------------|----|-----|------|----|----|
| D.Adams | 12 | 74 | 6.2 | 22 | 0 |
| J.Nelson | 4 | 94 | 23.5 | 58 | 1 |
| J.Janis | 4 | 30 | 7.5 | 10 | 1 |
| T.Davis | 3 | 24 | 8.0 | 9 | 1 |
| G.Allison | 2 | 21 | 10.5 | 17 | 1 |
| K.Davis | 2 | 4 | 2.0 | 10 | 0 |
| A.Ripkowski | 1 | -1 | -1.0 | -1 | 0 |
| TOTAL | 28 | 246 | 8.8 | 58 | 4 |

SCORING DRIVES

| TEAM | QTR | TIME | SCORING PLAY | GB | ATL |
|---------|-----|-------|---|----|-----|
| Falcons | 1 | 9:41 | M.Bryant 36 yd. Field Goal (10-57, 5:19) | 0 | 3 |
| Packers | 1 | 6:08 | J.Nelson 5 yd. pass from A.Rodgers (M.Crosby kick) (6-75, 3:33) | 7 | 3 |
| Falcons | 1 | 4:28 | T.Gabriel 47 yd. pass from M.Ryan (M.Bryant kick) (3-71, 1:40) | 7 | 10 |
| Packers | 2 | 11:53 | G.Allison 4 yd. pass from A.Rodgers (M.Crosby kick) (14-75, 7:35) | 14 | 10 |
| Falcons | 2 | 8:52 | M.Bryant 40 yd. Field Goal (6-48, 3:01) | 14 | 13 |
| Packers | 2 | 4:22 | T.Davis 9 yd. pass from A.Rodgers (M.Crosby kick) (4-15, 1:24) | 21 | 13 |
| Falcons | 2 | 0:27 | D.Freeman 5 yd. pass from M.Ryan (run failed) (7-75, 3:55) | 21 | 19 |
| Packers | 2 | 0:00 | M.Crosby 29 yd. Field Goal (4-64, 0:27) | 24 | 19 |
| Falcons | 3 | 3:31 | D.Freeman 1 yd. run (M.Bryant kick) (14-80, 7:31) | 24 | 26 |
| Packers | 4 | 3:58 | J.Janis 7 yd. pass from A.Rodgers (A.Rodgers run) (13-86, 8:33) | 32 | 26 |
| Falcons | 4 | 0:31 | M.Sanu 11 yd. pass from M.Ryan (M.Bryant kick) (11-75, 3:27) | 32 | 33 |

GAME 9

RAYMOND JAMES STADIUM - TAMPA, FL



43-28



ATLANTA FALCONS

| PASSING | ATT | CP | YD | SK | TD | LG | INT | RT |
|---------|-----|----|-----|------|----|----|-----|-------|
| M.Ryan | 34 | 25 | 344 | 2/19 | 4 | 32 | 0 | 144.7 |
| TOTAL | 34 | 25 | 344 | 2/19 | 4 | 32 | 0 | 144.7 |

| RUSHING | ATT | YDS | AVG | LG | TD |
|-----------|-----|-----|------|----|----|
| D.Freeman | 17 | 77 | 4.5 | 20 | 0 |
| T.Ward | 8 | 30 | 3.8 | 6 | 0 |
| T.Gabriel | 2 | 24 | 12.0 | 15 | 1 |
| S.Ridley | 3 | 7 | 2.3 | 7 | 0 |
| M.Ryan | 2 | 0 | 0.0 | 0 | 0 |
| M.Schaub | 2 | -2 | -1.0 | -1 | 0 |
| TOTAL | 34 | 136 | 4.0 | 20 | 1 |

| RECEIVING | NO | YDS | AVG | LG | TD |
|-----------|----|-----|------|----|----|
| J.Jones | 8 | 111 | 13.9 | 21 | 1 |
| M.Sanu | 5 | 74 | 14.8 | 24 | 0 |
| T.Gabriel | 5 | 52 | 10.4 | 26 | 0 |
| A.Hooper | 3 | 46 | 15.3 | 28 | 1 |
| D.Freeman | 2 | 28 | 14.0 | 27 | 0 |
| L.Toilolo | 1 | 32 | 32.0 | 32 | 1 |
| P.DiMarco | 1 | 1 | 1.0 | 1 | 1 |
| TOTAL | 25 | 344 | 13.8 | 32 | 4 |

TAMPA BAY BUCCANEERS

| PASSING | ATT | CP | YD | SK | TD | LG | INT | RT |
|-----------|-----|----|-----|------|----|----|-----|-------|
| J.Winston | 37 | 23 | 261 | 3/13 | 3 | 28 | 0 | 110.3 |
| M.Glennon | 11 | 10 | 75 | 0/0 | 1 | 13 | 0 | 125.4 |
| TOTAL | 48 | 33 | 336 | 3/13 | 4 | 28 | 0 | 116.3 |

| RUSHING | ATT | YDS | AVG | LG | TD |
|-----------|-----|-----|-----|----|----|
| P.Barber | 11 | 31 | 2.8 | 8 | 0 |
| A.Smith | 5 | 25 | 5.0 | 8 | 0 |
| J.Winston | 2 | 14 | 7.0 | 14 | 0 |
| M.James | 1 | 3 | 3.0 | 3 | 0 |
| TOTAL | 19 | 73 | 3.8 | 14 | 0 |

| RECEIVING | NO | YDS | AVG | LG | TD |
|-------------|----|-----|------|----|----|
| M.Evans | 11 | 150 | 13.6 | 28 | 2 |
| A.Humphries | 5 | 46 | 9.2 | 12 | 1 |
| C.Brake | 5 | 43 | 8.6 | 17 | 1 |
| P.Barber | 4 | 24 | 6.0 | 11 | 0 |
| A.Smith | 3 | 27 | 9.0 | 10 | 0 |
| M.James | 3 | 17 | 5.7 | 6 | 0 |
| C.Shorts | 1 | 20 | 20.0 | 20 | 0 |
| F.Martino | 1 | 9 | 9.0 | 9 | 0 |
| TOTAL | 33 | 336 | 10.2 | 28 | 4 |

SCORING DRIVES

| TEAM | QTR | TIME | SCORING PLAY | ATL | TB |
|---------|-----|-------|--|-----|----|
| Bucs | 1 | 9:28 | M.Evans 3 yd. pass from J.Winston (R.Aguayo kick) (13-75, 5:32) | 0 | 7 |
| Falcons | 1 | 7:39 | L.Toilolo 32 yd. pass from M.Ryan (M.Bryant kick) (5-75, 1:49) | 7 | 7 |
| Falcons | 1 | 6:08 | M.Bryant 29 yd. Field Goal (4-3, 0:56) | 10 | 7 |
| Falcons | 2 | 13:38 | M.Bryant 41 yd. Field Goal (8-38, 3:02) | 13 | 7 |
| Bucs | 2 | 8:35 | M.Evans 24 yd. pass from J.Winston (R.Aguayo kick) (2-19, 0:23) | 13 | 14 |
| Falcons | 2 | 3:56 | T.Gabriel 9 yd. run (M.Bryant kick) (9-74, 4:39) | 20 | 14 |
| Falcons | 3 | 8:54 | P.DiMarco 1 yd. pass from M.Ryan (pass failed) (11-86, 6:06) | 26 | 14 |
| Falcons | 3 | 3:02 | J.Jones 3 yd. pass from M.Ryan (M.Bryant kick) (10-82, 4:52) | 33 | 14 |
| Falcons | 4 | 9:56 | A.Hooper 2 yd. pass from M.Ryan (M.Bryant kick) (9-57, 4:43) | 40 | 14 |
| Bucs | 4 | 6:47 | A.Humphries 7 yd. pass from J.Winston (run failed) (11-75, 3:09) | 40 | 20 |
| Falcons | 4 | 3:42 | M.Bryant 50 yd. Field Goal (6-12, 3:05) | 43 | 20 |
| Bucs | 4 | 0:59 | C.Brake 2 yd. pass from M.Glennon (M.Glennon pass) (11-75, 2:43) | 43 | 28 |

GAME 10

LINCOLN FINANCIAL FIELD - PHILADELPHIA, PA



24-15



PHILADELPHIA EAGLES

| PASSING | ATT | CP | YD | SK | TD | LG | INT | RT |
|---------|-----|----|-----|------|----|----|-----|------|
| C.Wentz | 36 | 25 | 231 | 2/10 | 0 | 20 | 0 | 86.7 |
| TOTAL | 36 | 25 | 231 | 2/10 | 0 | 20 | 0 | 86.7 |

ATLANTA FALCONS

| PASSING | ATT | CP | YD | SK | TD | LG | INT | RT |
|---------|-----|----|-----|------|----|----|-----|------|
| M.Ryan | 33 | 18 | 267 | 2/12 | 1 | 76 | 1 | 78.7 |
| TOTAL | 33 | 18 | 267 | 2/12 | 1 | 76 | 1 | 78.7 |

| RUSHING | ATT | YDS | AVG | LG | TD |
|-------------|-----|-----|-----|----|----|
| R.Mathews | 19 | 109 | 5.7 | 2 | 2 |
| W.Smallwood | 13 | 70 | 5.4 | 19 | 0 |
| D.Sproles | 2 | 19 | 9.5 | 11 | 0 |
| C.Wentz | 4 | 10 | 2.5 | 13 | 0 |
| TOTAL | 38 | 208 | 5.5 | 21 | 2 |

| RUSHING | ATT | YDS | AVG | LG | TD |
|-----------|-----|-----|------|----|----|
| D.Freeman | 12 | 49 | 4.1 | 17 | 0 |
| T.Ward | 1 | -1 | -1.0 | -1 | 0 |
| TOTAL | 26 | 130 | 5.0 | 30 | 0 |

| RECEIVING | NO | YDS | AVG | LG | TD |
|-----------|----|-----|------|----|----|
| D.Sproles | 8 | 5 | 7.1 | 12 | 0 |
| J.Mathews | 6 | 73 | 12.2 | 20 | 0 |
| Z.Ertz | 6 | 55 | 9.2 | 18 | 0 |
| R.Mathews | 2 | 30 | 15.0 | 20 | 0 |
| N.Agholor | 2 | 7 | 3.5 | 4 | 0 |
| B.Celek | 1 | 9 | 9.0 | 9 | 0 |
| TOTAL | 25 | 231 | 9.2 | 20 | 0 |

| RECEIVING | NO | YDS | AVG | LG | TD |
|------------|----|-----|------|-----|----|
| J.Jones | 10 | 13 | 13.5 | 29 | 0 |
| D.Freeman | 3 | 32 | 10.7 | 15 | 0 |
| M.Sanu | 2 | 14 | 7.0 | 8 | 0 |
| T.Gabriel | 1 | 76 | 76.0 | 76t | 1 |
| A.Hooper | 1 | 8 | 8.0 | 8 | 0 |
| A.Robinson | 1 | 2 | 2.0 | 2 | 0 |
| TOTAL | 18 | 267 | 14.8 | 76t | 1 |

SCORING DRIVES

| TEAM | QTR | TIME | SCORING PLAY | ATL | PHI |
|---------|-----|-------|--|-----|-----|
| Eagles | 1 | 4:17 | R.Mathews 4 yd. run (C.Sturgis kick) (12-81, 7:14) | 0 | 7 |
| Falcons | 2 | 9:36 | M.Bryant 38 yd. Field Goal (6-46, 3:04) | 3 | 7 |
| Falcons | 2 | 2:59 | M.Bryant 43 yd. Field Goal (9-50, 4:36) | 6 | 7 |
| Eagles | 3 | 8:16 | C.Sturgis 29 yd. Field Goal (14-70, 6:44) | 6 | 10 |
| Falcons | 3 | 4:46 | M.Bryant 46 yd. Field Goal (8-47, 3:30) | 9 | 10 |
| Eagles | 4 | 13:50 | C.Sturgis 25 yd. Field Goal (10-59, 5:56) | 9 | 13 |
| Falcons | 4 | 13:15 | T.Gabriel 76 yd. pass from M.Ryan (kick failed) (2-75, 0:35) | 15 | 13 |
| Eagles | 4 | 6:49 | R.Mathews 5 yd. run (R.Mathews run) (8-76, 3:36) | 15 | 21 |
| Eagles | 4 | 1:57 | C.Sturgis 48 yd. Field Goal (4-8, 0:22) | 15 | 24 |

GAME 11

GEORGIA DOME - ATLANTA, GA



38-19



ATLANTA FALCONS

| PASSING | ATT | CP | YD | SK | TD | LG | INT | RT |
|--------------|-----------|-----------|------------|-------------|----------|------------|----------|--------------|
| M.Ryan | 34 | 26 | 269 | 3/25 | 2 | 35t | 1 | 106.1 |
| TOTAL | 34 | 26 | 269 | 3/25 | 2 | 35t | 1 | 106.1 |

ARIZONA CARDINALS

| PASSING | ATT | CP | YD | SK | TD | LG | INT | RT |
|--------------|-----------|-----------|------------|-------------|----------|-----------|----------|-------------|
| C.Palmer | 45 | 25 | 289 | 2/15 | 2 | 25 | 1 | 80.7 |
| TOTAL | 45 | 25 | 289 | 2/15 | 2 | 25 | 1 | 80.7 |

| RUSHING | ATT | YDS | AVG | LG | TD |
|--------------|-----------|------------|------------|-----------|----------|
| D.Freeman | 16 | 60 | 3.8 | 16 | 2 |
| T.Gabriel | 1 | 27 | 27.0 | 27 | 0 |
| M.Ryan | 4 | 15 | 3.8 | 11 | 0 |
| T.Coleman | 8 | 9 | 1.1 | 7 | 1 |
| M.Sanu | 1 | 5 | 5.0 | 5 | 0 |
| TOTAL | 30 | 116 | 3.9 | 27 | 3 |

| RUSHING | ATT | YDS | AVG | LG | TD |
|--------------|-----------|-----------|------------|-----------|----------|
| D.Johnson | 13 | 58 | 4.5 | 16 | 0 |
| C.Palmer | 1 | 0 | 0.0 | 0 | 0 |
| TOTAL | 14 | 58 | 4.1 | 16 | 0 |

| RECEIVING | NO | YDS | AVG | LG | TD |
|--------------|-----------|------------|-------------|-----------|----------|
| M.Sanu | 8 | 65 | 8.1 | 12 | 0 |
| T.Gabriel | 4 | 75 | 18.8 | 35 | 2 |
| J.Jones | 4 | 35 | 8.8 | 15 | 0 |
| J.Hardy | 3 | 47 | 15.7 | 27 | 0 |
| D.Freeman | 2 | 17 | 8.5 | 12 | 0 |
| A.Hooper | 2 | 8 | 4.0 | 5 | 0 |
| T.Coleman | 2 | 4 | 2.0 | 2 | 0 |
| L.Toilolo | 1 | 18 | 18.0 | 18 | 0 |
| TOTAL | 26 | 269 | 10.3 | 35 | 2 |

| RECEIVING | NO | YDS | AVG | LG | TD |
|--------------|-----------|-----------|------------|-------------|-----------|
| D.Johnson | 8 | 103 | 12.9 | 25 | 1 |
| J.Gresham | 5 | 35 | 7.0 | 15 | 1 |
| L.Fitzgerald | 4 | 53 | 13.3 | 18 | 0 |
| M.Floyd | 2 | 31 | 15.5 | 19 | 0 |
| J.Nelson | 2 | 30 | 15.0 | 17 | 0 |
| A.Ellington | 2 | 19 | 9.5 | 10 | 0 |
| Jo.Brown | 1 | 19 | 19.0 | 19 | 0 |
| B.Golden | 1 | -1 | -1.0 | -1 | 0 |
| TOTAL | 44 | 25 | 289 | 11.6 | 25 |

SCORING DRIVES

| TEAM | QTR | TIME | SCORING PLAY | ARI | ATL |
|-----------|-----|-------|--|-----|-----|
| Cardinals | 1 | 9:39 | J.Gresham 1 yd. pass from C.Palmer (C.Catanzaro kick) (9-75, 5:21) | 7 | 0 |
| Falcons | 1 | 3:38 | D.Freeman 1 yd. run (M.Bryant kick) (11-72, 6:01) | 7 | 7 |
| Cardinals | 2 | 12:52 | C.Catanzaro 25 yd. Field Goal (11-68, 5:46) | 10 | 7 |
| Falcons | 2 | 8:30 | M.Bryant 45 yd. Field Goal (9-48, 4:22) | 10 | 10 |
| Falcons | 2 | 2:19 | T.Gabriel 35 yd. pass from M.Ryan (M.Bryant kick) (2-45, 0:51) | 10 | 17 |
| Cardinals | 2 | 0:00 | C.Catanzaro 54 yd. Field Goal (4-27, 0:25) | 13 | 17 |
| Falcons | 3 | 2:56 | T.Coleman 2 yd. run (M.Bryant kick) (13-77, 6:05) | 13 | 24 |
| Falcons | 4 | 8:48 | T.Gabriel 25 yd. pass from M.Ryan (M.Bryant kick) (10-60, 5:29) | 13 | 31 |
| Cardinals | 4 | 4:44 | D.Johnson 3 yd. pass from C.Palmer (pass failed) (13-75, 4:04) | 19 | 31 |
| Falcons | 4 | 2:07 | D.Freeman 5 yd. run (M.Bryant kick) (6-46, 2:37) | 19 | 38 |

GAME 12

GEORGIA DOME - ATLANTA, GA



29-28



KANSAS CITY CHIEFS

| PASSING | ATT | CP | YD | SK | TD | LG | INT | RT |
|--------------|-----------|-----------|------------|------------|----------|-----------|----------|--------------|
| A.Smith | 25 | 21 | 270 | 1/4 | 1 | 35 | 0 | 125.0 |
| TOTAL | 25 | 21 | 270 | 1/4 | 1 | 35 | 0 | 125.0 |

ATLANTA FALCONS

| PASSING | ATT | CP | YD | SK | TD | LG | INT | RT |
|--------------|-----------|-----------|------------|------------|----------|-----------|----------|-------------|
| M.Ryan | 34 | 22 | 297 | 2/7 | 1 | 42 | 1 | 90.0 |
| TOTAL | 34 | 22 | 297 | 2/7 | 1 | 42 | 1 | 90.0 |

| RUSHING | ATT | YDS | AVG | LG | TD |
|--------------|-----------|------------|------------|-----------|----------|
| A.Wilson | 1 | 55 | 55.0 | 55 | 1 |
| S.Ware | 14 | 29 | 2.1 | 8 | 1 |
| D.Thomas | 1 | 23 | 23.0 | 23 | 0 |
| T.Hill | 2 | 19 | 9.5 | 13 | 0 |
| C.West | 1 | 0 | 0.0 | 0 | 0 |
| A.Smith | 3 | -3 | -1.0 | -1 | 0 |
| TOTAL | 22 | 123 | 5.6 | 55 | 2 |

| RUSHING | ATT | YDS | AVG | LG | TD |
|--------------|-----------|------------|------------|-----------|----------|
| D.Freeman | 15 | 56 | 3.7 | 14 | 2 |
| T.Coleman | 12 | 49 | 4.1 | 9 | 0 |
| M.Ryan | 3 | 23 | 7.7 | 12 | 0 |
| TOTAL | 30 | 128 | 4.3 | 14 | 2 |

| RECEIVING | NO | YDS | AVG | LG | TD |
|--------------|-----------|------------|-------------|-----------|----------|
| T.Kelce | 8 | 140 | 17.5 | 35 | 0 |
| T.Hill | 5 | 53 | 10.6 | 25 | 0 |
| A.Wilson | 4 | 48 | 12.0 | 21 | 0 |
| S.Ware | 3 | 23 | 7.7 | 14 | 1 |
| D.Harris | 1 | 6 | 6.0 | 6 | 0 |
| TOTAL | 21 | 270 | 12.9 | 35 | 1 |

| RECEIVING | NO | YDS | AVG | LG | TD |
|--------------|-----------|------------|-------------|------------|----------|
| J.Jones | 7 | 113 | 16.1 | 21 | 0 |
| T.Gabriel | 5 | 44 | 8.8 | 14 | 0 |
| D.Freeman | 4 | 49 | 12.3 | 16 | 0 |
| M.Sanu | 2 | 26 | 13.0 | 18 | 0 |
| A.Robinson | 2 | 18 | 9.0 | 13 | 1 |
| L.Toilolo | 1 | 42 | 42.0 | 42 | 0 |
| J.Hardy | 1 | 5 | 5.0 | 5 | 0 |
| TOTAL | 18 | 267 | 14.8 | 76t | 1 |

SCORING DRIVES

| TEAM | QTR | TIME | SCORING PLAY | KC | ATL |
|---------|-----|-------|--|----|-----|
| Falcons | 1 | 10:02 | D.Freeman 1 yd. run (M.Bryant kick) (10-81, 4:58) | 0 | 7 |
| Chiefs | 1 | 8:00 | S.Ware 3 yd. run (kick blocked) (4-72, 2:02) | 6 | 7 |
| Falcons | 1 | 5:11 | M.Bryant 22 yd. Field Goal (5-71, 2:49) | 6 | 10 |
| Falcons | 2 | 13:25 | M.Bryant 22 yd. Field Goal (11-53, 4:26) | 6 | 13 |
| Chiefs | 2 | 7:05 | S.Ware 3 yd. pass from A.Smith (C.Santos kick) (11-92, 6:20) | 13 | 13 |
| Chiefs | 2 | 0:37 | E.Berry 37 yd. interception return (C.Santos kick) | 20 | 13 |
| Falcons | 2 | 0:00 | M.Bryant 59 yd. Field Goal (5-33, 0:37) | 20 | 16 |
| Chiefs | 3 | 12:52 | A.Wilson 55 yd. run (C.Santos kick) (4-64, 2:08) | 27 | 16 |
| Falcons | 4 | 11:57 | D.Freeman 1 yd. run (pass failed) (11-80, 6:12) | 27 | 22 |
| Falcons | 4 | 4:32 | A.Robinson 5 yd. pass from M.Ryan (10-80, 4:53) | 27 | 28 |
| Chiefs | 4 | 4:32 | E.Berry defensive two-point conversion | 29 | 28 |

GAME 13

LA COLISEUM- LOS ANGELES, CA



42-14



ATLANTA FALCONS

| PASSING | ATT | CP | YD | SK | TD | LG | INT | RT |
|----------|-----|----|-----|------|----|----|-----|-------|
| M.Ryan | 28 | 18 | 237 | 2/17 | 3 | 64 | 0 | 126.6 |
| M.Schaub | 2 | 0 | 0 | 0/0 | 0 | 0 | 0 | 39.6 |
| TOTAL | 30 | 18 | 237 | 2/17 | 3 | 64 | 0 | 118.3 |

| RUSHING | ATT | YDS | AVG | LG | TD |
|-----------|-----|-----|-----|----|----|
| T.Coleman | 8 | 36 | 4.5 | 10 | 1 |
| T.Ward | 10 | 24 | 2.4 | 7 | 0 |
| D.Freeman | 6 | 6 | 1.0 | 5 | 0 |
| T.Gabriel | 1 | 0 | 0.0 | 0 | 0 |
| TOTAL | 25 | 66 | 2.6 | 10 | 1 |

| RECEIVING | NO | YDS | AVG | LG | TD |
|------------|----|-----|------|----|----|
| N.Williams | 4 | 49 | 12.3 | 19 | 0 |
| T.Gabriel | 3 | 82 | 27.3 | 64 | 1 |
| A.Robinson | 3 | 42 | 14.0 | 25 | 0 |
| T.Coleman | 2 | 19 | 9.5 | 13 | 1 |
| D.Freeman | 2 | 12 | 6.0 | 9 | 0 |
| J.Hardy | 2 | 9 | 4.5 | 6 | 1 |
| L.Toilolo | 1 | 19 | 19.0 | 19 | 0 |
| A.Hooper | 1 | 5 | 5.0 | 5 | 0 |
| TOTAL | 18 | 237 | 13.2 | 64 | 3 |

ARIZONA CARDINALS

| PASSING | ATT | CP | YD | SK | TD | LG | INT | RT |
|---------|-----|----|-----|------|----|----|-----|------|
| J.Goff | 41 | 24 | 235 | 3/27 | 0 | 28 | 2 | 54.4 |
| TOTAL | 41 | 24 | 235 | 3/27 | 0 | 28 | 2 | 54.4 |

| RUSHING | ATT | YDS | AVG | LG | TD |
|----------|-----|-----|------|----|----|
| T.Gurley | 16 | 61 | 3.8 | 9 | 1 |
| T.Austin | 2 | 27 | 13.5 | 23 | 0 |
| M.Brown | 4 | 14 | 3.5 | 10 | 0 |
| J.Goff | 1 | 2 | 2.0 | 2 | 1 |
| TOTAL | 23 | 104 | 4.5 | 23 | 2 |

| RECEIVING | NO | YDS | AVG | LG | TD |
|-------------|----|-----|------|----|----|
| K.Britt | 7 | 82 | 11.7 | 28 | 0 |
| T.Austin | 7 | 62 | 8.9 | 17 | 0 |
| T.Gurley | 3 | 22 | 7.3 | 12 | 0 |
| P.Cooper | 3 | 22 | 7.3 | 19 | 0 |
| M.Thomas | 1 | 16 | 16.0 | 16 | 0 |
| L.Kendricks | 1 | 13 | 13.0 | 13 | 0 |
| B.Quick | 1 | 10 | 10.0 | 10 | 0 |
| T.Higbee | 1 | 8 | 8.0 | 8 | 0 |
| TOTAL | 24 | 235 | 9.8 | 28 | 0 |

SCORING DRIVES

| TEAM | QTR | TIME | SCORING PLAY | ATL | LA |
|---------|-----|-------|--|-----|----|
| Falcons | 1 | 14:50 | J.Hardy 3 yd. pass from M.Ryan (M.Bryant kick) (1-3, 0:10) | 7 | 0 |
| Falcons | 2 | 14:53 | T.Coleman 6 yd. pass from M.Ryan (M.Bryant kick) (9-88, 3:05) | 14 | 0 |
| Falcons | 2 | 8:54 | D.Jones 33 yd. interception return (M.Bryant kick) | 21 | 0 |
| Falcons | 3 | 13:18 | T.Gabriel 64 yd. pass from M.Ryan (M.Bryant kick) (3-75, 1:42) | 28 | 0 |
| Falcons | 3 | 3:56 | T.Coleman 6 yd. run (M.Bryant kick) (8-54, 4:29) | 35 | 0 |
| Falcons | 3 | 2:50 | V.Beasley 21 yd. fumble return (M.Bryant kick) | 42 | 0 |
| Rams | 4 | 14:57 | T.Gurley 3 yd. run (G.Zuerlein kick) (8-60, 2:53) | 42 | 7 |
| Rams | 4 | 2:44 | J.Goff 2 yd. run (G.Zuerlein kick) (13-80, 4:59) | 42 | 14 |

GAME 14

GEORGIA DOME - ATLANTA, GA



41-13



ATLANTA FALCONS

| PASSING | ATT | CP | YD | SK | TD | LG | INT | RT |
|----------|-----|----|-----|-----|----|----|-----|-------|
| M.Ryan | 23 | 17 | 286 | 1/0 | 2 | 59 | 0 | 144.5 |
| M.Schaub | 1 | 1 | 16 | 0/0 | 0 | 16 | 0 | 118.8 |
| TOTAL | 24 | 18 | 302 | 1/0 | 2 | 59 | 0 | 144.4 |

| RUSHING | ATT | YDS | AVG | LG | TD |
|-----------|-----|-----|------|----|----|
| D.Freeman | 20 | 139 | 7.0 | 34 | 3 |
| T.Coleman | 14 | 58 | 4.1 | 29 | 0 |
| T.Ward | 6 | 52 | 8.7 | 45 | 0 |
| M.Ryan | 1 | -1 | -1.0 | -1 | 0 |
| TOTAL | 41 | 248 | 6.0 | 45 | 3 |

| RECEIVING | NO | YDS | AVG | LG | TD |
|------------|----|-----|------|----|----|
| A.Robinson | 4 | 111 | 27.8 | 59 | 0 |
| T.Gabriel | 3 | 60 | 20.0 | 31 | 1 |
| M.Sanu | 3 | 44 | 14.7 | 18 | 0 |
| D.Freeman | 2 | 16 | 8.0 | 8 | 0 |
| T.Coleman | 2 | 8 | 4.0 | 4 | 0 |
| L.Toilolo | 1 | 30 | 30.0 | 30 | 0 |
| J.Hardy | 1 | 16 | 16.0 | 16 | 0 |
| A.Hooper | 1 | 9 | 9.0 | 9 | 1 |
| J.Perkins | 1 | 8 | 8.0 | 8 | 0 |
| TOTAL | 18 | 302 | 16.8 | 59 | 2 |

SAN FRANCISCO 49ERS

| PASSING | ATT | CP | YD | SK | TD | LG | INT | RT |
|--------------|-----|----|-----|------|----|----|-----|------|
| C.Kaepernick | 33 | 20 | 183 | 2/18 | 2 | 45 | 0 | 95.9 |
| TOTAL | 33 | 20 | 183 | 2/18 | 2 | 45 | 0 | 95.9 |

| RUSHING | ATT | YDS | AVG | LG | TD |
|--------------|-----|-----|-----|----|----|
| C.Hyde | 13 | 71 | 5.5 | 17 | 0 |
| C.Kaepernick | 3 | 21 | 7.0 | 17 | 0 |
| S.Draughn | 4 | 15 | 3.8 | 9 | 0 |
| TOTAL | 20 | 107 | 5.4 | 17 | 0 |

| RECEIVING | NO | YDS | AVG | LG | TD |
|-------------|----|-----|------|----|----|
| J.Kerley | 5 | 28 | 5.6 | 8 | 0 |
| C.Harper | 3 | 26 | 8.7 | 12 | 0 |
| A.Burbridge | 2 | 29 | 14.5 | 15 | 0 |
| G.Celek | 2 | 22 | 11.0 | 16 | 1 |
| J.Hamm | 2 | 13 | 6.5 | 7 | 0 |
| R.Streater | 2 | 11 | 5.5 | 6 | 1 |
| Q.Patton | 2 | 3 | 1.5 | 12 | 0 |
| B.Bell | 1 | 45 | 45.0 | 45 | 0 |
| C.Hyde | 1 | 6 | 6.0 | 6 | 0 |
| TOTAL | 20 | 183 | 9.2 | 45 | 2 |

SCORING DRIVES

| TEAM | QTR | TIME | SCORING PLAY | SF | ATL |
|---------|-----|-------|---|----|-----|
| Falcons | 1 | 10:31 | D.Freeman 5 yd. run (M.Bryant kick) (6-47, 2:57) | 0 | 7 |
| Falcons | 1 | 7:40 | T.Gabriel 9 yd. pass from M.Ryan (M.Bryant kick) (5-50, 1:58) | 0 | 14 |
| Falcons | 1 | 0:40 | A.Hooper 9 yd. pass from M.Ryan (M.Bryant kick) (11-55, 5:51) | 0 | 21 |
| 49ers | 2 | 12:45 | G.Celek 16 yd. pass from C.Kaepernick (P.Dawson kick) (6-75, 2:55) | 7 | 21 |
| Falcons | 2 | 4:28 | D.Freeman 9 yd. run (M.Bryant kick) (6-94, 3:32) | 7 | 28 |
| 49ers | 2 | 0:13 | R.Streater 5 yd. pass from C.Kaepernick (kick failed, wl) (13-75, 4:15) | 13 | 28 |
| Falcons | 3 | 6:29 | M.Bryant 50 yd. Field Goal (6-25, 2:50) | 13 | 31 |
| Falcons | 3 | 1:42 | D.Freeman 34 yd. run (M.Bryant kick) (4-77, 2:16) | 13 | 38 |
| Falcons | 4 | 1:09 | M.Bryant 41 yd. Field Goal (8-68, 5:06) | 13 | 41 |

GAME 15

BANK OF AMERICA STADIUM, CHARLOTTE, NC



33-16



ATLANTA FALCONS

| PASSING | ATT | CP | YD | SK | TD | LG | INT | RT |
|---------|-----|----|-----|------|----|----|-----|-------|
| M.Ryan | 33 | 27 | 277 | 4/21 | 2 | 31 | 0 | 121.8 |
| TOTAL | 33 | 27 | 277 | 4/21 | 2 | 31 | 0 | 121.8 |

CAROLINA PANTHERS

| PASSING | ATT | CP | YD | SK | TD | LG | INT | RT |
|----------|-----|----|-----|------|----|----|-----|------|
| C.Newton | 43 | 18 | 198 | 2/15 | 1 | 26 | 2 | 44.5 |
| TOTAL | 43 | 18 | 198 | 2/15 | 1 | 26 | 2 | 44.5 |

| RUSHING | ATT | YDS | AVG | LG | TD |
|-----------|-----|-----|------|----|----|
| D.Freeman | 13 | 53 | 4.1 | 13 | 0 |
| T.Coleman | 9 | 90 | 10.0 | 55 | 1 |
| M.Ryan | 2 | 9 | 4.5 | 7 | 0 |
| TOTAL | 24 | 152 | 6.3 | 55 | 1 |

| RUSHING | ATT | YDS | AVG | LG | TD |
|-------------|-----|-----|------|----|----|
| J.Stewart | 11 | 50 | 4.5 | 20 | 0 |
| C.Newton | 8 | 36 | 4.5 | 9 | 0 |
| F.Whittaker | 3 | 30 | 10.0 | 19 | 0 |
| M.Tolbert | 1 | 3 | 3.0 | 3 | 0 |
| TOTAL | 23 | 119 | 5.2 | 20 | 0 |

| RECEIVING | NO | YDS | AVG | LG | TD |
|------------|----|-----|------|----|----|
| D.Freeman | 8 | 35 | 4.4 | 9 | 0 |
| J.Jones | 4 | 60 | 15.0 | 22 | 0 |
| M.Sanu | 3 | 56 | 18.7 | 28 | 0 |
| T.Coleman | 3 | 45 | 15.0 | 31 | 0 |
| T.Gabriel | 3 | 15 | 5.0 | 7 | 0 |
| J.Perkins | 2 | 34 | 17.0 | 26 | 1 |
| A.Robinson | 1 | 15 | 15.0 | 15 | 0 |
| L.Toilolo | 1 | 10 | 10.0 | 10 | 0 |
| P.DiMarco | 1 | 6 | 6.0 | 6 | 0 |
| D.Tialavea | 1 | 1 | 1.0 | 1 | 1 |
| TOTAL | 27 | 277 | 10.3 | 31 | 2 |

| RECEIVING | NO | YDS | AVG | LG | TD |
|-------------|----|-----|------|----|----|
| G.Olsen | 6 | 59 | 9.8 | 17 | 0 |
| K.Benjamin | 4 | 63 | 15.8 | 26 | 1 |
| T.Ginn | 3 | 29 | 9.7 | 17 | 0 |
| F.Whittaker | 1 | 14 | 14.0 | 14 | 0 |
| C.Brown | 1 | 12 | 12.0 | 12 | 0 |
| C.Manhertz | 1 | 10 | 10.0 | 10 | 0 |
| D.Funchess | 1 | 9 | 9.0 | 9 | 0 |
| J.Stewart | 1 | 2 | 2.0 | 2 | 0 |
| TOTAL | 18 | 198 | 11.0 | 26 | 1 |

SCORING DRIVES

| TEAM | QTR | TIME | SCORING PLAY | ATL | CAR |
|----------|-----|-------|---|-----|-----|
| Falcons | 1 | 10:57 | J.Perkins 26 yd. pass from M.Ryan (M.Bryant kick) (8-75, 4:03) | 7 | 0 |
| Falcons | 1 | 6:09 | M.Bryant 51 yd. Field Goal (5-12, 2:18) | 10 | 0 |
| Falcons | 1 | 0:35 | M.Bryant 48 yd. Field Goal (7-44, 4:03) | 13 | 0 |
| Panthers | 2 | 10:17 | G.Gano 31 yd. Field Goal (6-31, 1:32) | 13 | 3 |
| Falcons | 2 | 5:34 | D.Tialavea 1 yd. pass from M.Ryan (M.Bryant kick) (11-75, 4:43) | 20 | 3 |
| Panthers | 3 | 9:23 | G.Gano 40 yd. Field Goal (13-53, 5:37) | 20 | 6 |
| Falcons | 3 | 3:34 | M.Bryant 29 yd. Field Goal (10-64, 5:49) | 23 | 6 |
| Panthers | 3 | 0:00 | K.Benjamin 26 yd. pass from C.Newton (G.Gano kick) (8-56, 3:34) | 23 | 13 |
| Falcons | 4 | 13:19 | T.Coleman 55 yd. run (M.Bryant kick) (4-75, 1:41) | 30 | 13 |
| Panthers | 4 | 9:43 | G.Gano 31 yd. Field Goal (11-62, 3:36) | 30 | 16 |
| Falcons | 4 | 1:55 | M.Bryant 50 yd. Field Goal (4-3, 1:45) | 33 | 16 |

GAME 16

GEORGIA DOME, ATLANTA, GA



38-32



ATLANTA FALCONS

| PASSING | ATT | CP | YD | SK | TD | LG | INT | RT |
|---------|-----|----|-----|-----|----|----|-----|-------|
| M.Ryan | 36 | 27 | 331 | 1/8 | 4 | 35 | 0 | 139.9 |
| TOTAL | 36 | 27 | 331 | 1/8 | 4 | 35 | 0 | 139.9 |

NEW ORLEANS SAINTS

| PASSING | ATT | CP | YD | SK | TD | LG | INT | RT |
|---------|-----|----|-----|-----|----|----|-----|------|
| D.Brees | 50 | 29 | 350 | 2/9 | 2 | 35 | 1 | 84.6 |
| TOTAL | 50 | 29 | 350 | 2/9 | 2 | 35 | 1 | 84.6 |

| RUSHING | ATT | YDS | AVG | LG | TD |
|-----------|-----|-----|-----|----|----|
| D.Freeman | 12 | 96 | 8.0 | 75 | 1 |
| T.Coleman | 8 | 44 | 5.5 | 25 | 0 |
| M.Ryan | 2 | 2 | 1.0 | 3 | 0 |
| TOTAL | 22 | 142 | 6.5 | 75 | 1 |

| RUSHING | ATT | YDS | AVG | LG | TD |
|-------------|-----|-----|-----|----|----|
| M.Ingram | 20 | 103 | 5.2 | 38 | 1 |
| T.Hightower | 3 | 29 | 9.7 | 25 | 1 |
| TOTAL | 23 | 132 | 5.7 | 38 | 2 |

| RECEIVING | NO | YDS | AVG | LG | TD |
|------------|----|-----|------|----|----|
| J.Jones | 7 | 96 | 13.7 | 23 | 1 |
| D.Freeman | 5 | 81 | 16.2 | 35 | 0 |
| J.Hardy | 4 | 43 | 10.8 | 17 | 1 |
| M.Sanu | 4 | 32 | 8.0 | 15 | 1 |
| T.Coleman | 3 | 15 | 5.0 | 7 | 1 |
| A.Robinson | 2 | 36 | 18.0 | 19 | 0 |
| L.Toilolo | 1 | 18 | 18.0 | 18 | 0 |
| N.Williams | 1 | 10 | 10.0 | 10 | 0 |
| TOTAL | 27 | 331 | 12.3 | 35 | 4 |

| RECEIVING | NO | YDS | AVG | LG | TD |
|-----------|----|-----|------|----|----|
| M.Thomas | 10 | 156 | 15.6 | 29 | 1 |
| M.Ingram | 6 | 29 | 4.8 | 14 | 0 |
| W.Snead | 3 | 82 | 27.3 | 35 | 0 |
| C.Fleener | 3 | 38 | 12.7 | 25 | 0 |
| B.Cooks | 3 | 19 | 6.3 | 12 | 0 |
| T.Cadet | 3 | 18 | 6.0 | 11 | 1 |
| B.Coleman | 1 | 8 | 8.0 | 8 | 0 |
| TOTAL | 29 | 350 | 12.1 | 35 | 2 |

SCORING DRIVES

| TEAM | QTR | TIME | SCORING PLAY | NO | ATL |
|---------|-----|-------|---|----|-----|
| Falcons | 1 | 11:55 | T.Coleman 7 yd. pass from M.Ryan (M.Bryant kick) (4-68, 2:11) | 0 | 7 |
| Saints | 1 | 3:53 | W.Lutz 19 yd. Field Goal (15-74, 8:02) | 3 | 7 |
| Falcons | 1 | 3:42 | D.Freeman 75 yd. run (M.Bryant kick) (1-75, 0:11) | 3 | 14 |
| Saints | 1 | 0:52 | T.Hightower 2 yd. run (W.Lutz kick) (7-75, 2:50) | 10 | 14 |
| Falcons | 2 | 14:17 | J.Jones 1 yd. pass from M.Ryan (M.Bryant kick) (4-75, 1:35) | 10 | 21 |
| Falcons | 2 | 6:51 | M.Sanu 10 yd. pass from M.Ryan (M.Bryant kick) (10-76, 5:41) | 10 | 28 |
| Saints | 2 | 3:40 | W.Lutz 40 yd. Field Goal (7-53, 3:11) | 13 | 28 |
| Falcons | 2 | 0:32 | J.Hardy 7 yd. pass from M.Ryan (M.Bryant kick) (9-75, 3:08) | 13 | 35 |
| Falcons | 3 | 5:17 | M.Bryant 22 yd. Field Goal (14-95, 5:06) | 13 | 38 |
| Saints | 4 | 12:41 | M.Thomas 14 yd. pass from D.Brees (run failed) (7-89, 2:11) | 19 | 38 |
| Saints | 4 | 2:47 | M.Ingram 1 yd. run (pass failed) (5-50, 2:18) | 25 | 38 |
| Saints | 4 | 0:39 | T.Cadet 3 yd. pass from D.Brees (W.Lutz kick) (13-57, 2:08) | 32 | 38 |

| Player | TB | @OAK | @NO | CAR | @DEN | @SEA | SD | GB | @TB | @PHI | ARI | KC | @LA | SF | CAR | NO | PL | S | DNP | IA |
|---------------------|-----|------|-----|-----|------|------|-----|-----|-----|------|-----|-----|-----|----|-----|-----|----|----|-----|----|
| 23 Alford, R. | CB | CB | CB | CB | CB | CB | CB | CB | CB | CB | CB | CB | CB | CB | CB | CB | 16 | 16 | 0 | 0 |
| 37 Allen, R. | S | S | S | S | S | S | S | S | S | S | S | S | S | S | S | S | 16 | 16 | 0 | 0 |
| 95 Babineaux, J. | P | DT | P | DT | P | DT | P | DT | P | P | DT | P | DT | P | P | P | 16 | 6 | 0 | 0 |
| 44 Beasley Jr., V. | LB | LB | P | LB | LB | LB | LB | P | LB | LB | P | LB | P | LB | LB | LB | 16 | 12 | 0 | 0 |
| 5 Boshier, M. | P | P | P | P | P | P | P | P | P | P | IA | P | P | P | P | P | 15 | 0 | 0 | 1 |
| 3 Bryant, M. | P | P | P | P | P | P | P | P | P | P | P | P | P | P | P | P | 16 | 0 | 0 | 0 |
| 59 Campbell, D. | LB | IA | IA | IA | IA | P | LB | LB | LB | LB | LB | LB | LB | LB | IA | LB | 11 | 9 | 0 | 5 |
| 65 Chester, C. | RG | RG | RG | RG | RG | RG | RG | RG | RG | RG | RG | RG | RG | RG | RG | RG | 16 | 16 | 0 | 0 |
| 99 Clayborn, A. | DE | P | P | DE | P | DE | P | P | DE | DE | P | IA | IA | IA | DE | DE | 14 | 7 | 0 | 2 |
| 26 Coleman, T. | P | P | P | P | P | P | P | P | IA | IA | P | P | P | P | P | P | 12 | 0 | 0 | 3 |
| 32 Collins, J. | SP | SP | SP | SP | IA | IA | P | IA | P | CB | CB | CB | CB | IA | CB | CB | 8 | 6 | 0 | 4 |
| 76 Compton, T. | P | P | P | P | P | P | P | P | P | P | P | P | P | P | P | P | 16 | 0 | 0 | 0 |
| 42 DiMarco, P. | P | FB | FB | FB | FB | P | P | FB | FB | FB | P | P | P | FB | P | P | 16 | 8 | 0 | 0 |
| 24 Freeman, D. | RB | RB | RB | RB | RB | RB | RB | RB | RB | RB | RB | RB | RB | RB | RB | RB | 16 | 16 | 0 | 0 |
| 93 Freeney, D. | P | P | P | P | P | P | P | P | IA | P | P | P | P | P | P | P | 15 | 1 | 0 | 1 |
| 18 Gabriel, T. | IA | P | P | P | P | WR | IA | P | P | P | WR | P | WR | P | P | IA | 13 | 3 | 0 | 3 |
| 63 Garland, B. | P | P | P | P | P | P | P | P | P | P | P | P | P | P | P | P | 16 | 0 | 0 | 0 |
| 38 Goldson, D. | P | P | IA | IA | P | P | P | - | - | - | - | - | - | - | IA | P | 6 | 0 | 0 | 4 |
| 54 Goodman, M. | - | - | - | - | - | - | - | - | - | - | - | - | - | - | P | - | 1 | 0 | 0 | 0 |
| 29 Goodwin, C. | P | P | P | P | P | P | IA | P | IA | P | P | P | P | CB | P | P | 14 | 1 | 0 | 2 |
| 66 Graf, K. | - | - | - | - | - | - | - | - | - | - | - | - | IA | - | - | - | 0 | 0 | 0 | 1 |
| 77 Hageman, R. | IA | P | DT | P | DT | P | DE | IA | IA | P | IA | DT | P | P | P | P | 12 | 4 | 0 | 4 |
| 16 Hardy, J. | WR | P | P | P | P | P | P | P | P | P | P | P | WR | P | P | P | 16 | 3 | 0 | 0 |
| 47 Harris, J. | P | P | P | P | P | P | P | P | P | P | P | P | P | P | P | P | 16 | 0 | 0 | 0 |
| 54 Hawk, A.J. | - | - | - | - | P | IA | IA | - | - | - | - | - | - | - | - | - | 1 | 0 | 0 | 2 |
| 81 Hooper, A. | P | P | P | P | P | P | P | TE | P | P | P | TE | TE | P | IA | IA | 14 | 3 | 0 | 2 |
| 36 Ishmael, K. | S | S | P | P | LB | LB | P | P | P | P | P | P | P | IR | IR | IR | 13 | 4 | 0 | 0 |
| 94 Jackson, T. | P | DE | DE | P | DE | P | DT | DE | P | P | DE | P | DE | P | P | P | 16 | 7 | 0 | 0 |
| 97 Jarrett, G. | DT | DT | DT | P | DT | P | DT | DT | DT | DT | DT | DT | DT | DT | DT | DT | 16 | 14 | 0 | 0 |
| 45 Jones, D. | LB | LB | LB | LB | IA | P | LB | LB | LB | LB | P | LB | LB | LB | LB | LB | 16 | 13 | 0 | 1 |
| 11 Jones, J. | WR | WR | WR | WR | WR | WR | WR | WR | WR | WR | WR | WR | IA | IA | WR | WR | 14 | 14 | 0 | 2 |
| 52 Keyes, J. | - | - | - | - | - | - | - | - | - | - | - | - | - | - | P | IA | 1 | 0 | 0 | 1 |
| 67 Levitre, A. | LG | LG | LG | LG | LG | LG | LG | LG | LG | LG | LG | LG | LG | LG | LG | LG | 16 | 16 | 0 | 0 |
| 51 Mack, A. | C | C | C | C | C | C | C | C | C | C | C | C | C | C | C | C | 16 | 16 | 0 | 0 |
| 98 Matthews, C. | - | - | - | - | - | - | P | IA | P | IA | IA | P | - | - | - | - | 3 | 0 | 0 | 3 |
| 70 Matthews, J. | LT | LT | LT | LT | LT | LT | LT | LT | LT | LT | LT | LT | LT | LT | LT | LT | 16 | 6 | 0 | 0 |
| 85 McKissic, J. | - | - | - | - | - | - | - | - | - | - | - | - | - | IA | - | - | 0 | 0 | 0 | 1 |
| 22 Neal, K. | IA | IA | S | S | S | S | S | S | S | S | S | S | S | S | S | S | 14 | 14 | 0 | 2 |
| 20 Neasman, S. | - | - | - | - | - | - | IA | IA | IA | IA | IA | IA | IA | P | P | P | 3 | 0 | 0 | 7 |
| 30 Olatoye, D. | - | - | - | - | - | - | - | - | - | - | P | IA | P | P | P | P | 5 | 0 | 0 | 1 |
| 82 Perkins, J. | IA | IA | IA | IA | IA | IA | IA | IA | P | P | P | P | P | P | TE | P | 8 | 1 | 0 | 8 |
| 68 Person, M. | IA | IA | IA | IA | IA | IA | IA | IA | - | - | - | - | - | - | - | - | 0 | 0 | 0 | 7 |
| 34 Poole, B. | CB | P | P | CB | P | CB | P | P | CB | CB | P | CB | P | CB | CB | CB | 16 | 9 | 0 | 0 |
| 50 Reed, B. | P | IA | DE | P | DE | P | DE | DE | P | P | DE | P | DE | DE | P | P | 15 | 7 | 0 | 1 |
| 53 Reynolds, L. | P | P | P | P | LB | LB | P | P | P | P | LB | P | P | P | P | P | 16 | 3 | 0 | 0 |
| 33 Ridley, S | - | - | - | - | - | - | - | DNP | P | IA | - | - | - | - | - | - | 1 | 0 | 1 | 1 |
| 19 Robinson, A. | P | P | P | P | P | P | P | P | P | P | P | P | P | WR | P | P | 16 | 1 | 0 | 0 |
| 68 Robinson, T. | - | - | - | - | - | - | - | - | - | - | - | IA | - | - | - | - | 0 | 0 | 0 | 1 |
| 2 Ryan, M. | QB | QB | QB | QB | QB | QB | QB | QB | QB | QB | QB | QB | QB | QB | QB | QB | 16 | 16 | 0 | 0 |
| 12 Sanu, M. | WR | WR | WR | WR | WR | WR | WR | WR | WR | WR | WR | WR | IA | WR | WR | WR | 15 | 15 | 0 | 1 |
| 8 Schaub, M. | DNP | DNP | DNP | DNP | DNP | DNP | DNP | DNP | P | DNP | P | DNP | P | P | DNP | DNP | 5 | 0 | 11 | 0 |
| 73 Schraeder, R. | RT | RT | RT | RT | RT | RT | RT | RT | RT | RT | RT | RT | RT | RT | RT | RT | 16 | 16 | 0 | 0 |
| 71 Schweitzer, W. | IA | IA | IA | IA | IA | IA | IA | IA | IA | IA | IA | IA | IA | IA | IA | IA | 0 | 0 | 0 | 16 |
| 54 Scofield, O. | - | - | P | P | - | - | - | - | - | - | - | - | - | - | - | - | 2 | 0 | 0 | 0 |
| 90 Shelby, D. | DE | DE | P | DE | P | DE | IR | IR | IR | IR | IR | IR | IR | IR | IR | IR | 6 | 4 | 0 | 0 |
| 83 Tamme, J. | TE | TE | P | P | TE | TE | TE | P | IA | IA | IR | IR | IR | IR | IR | IR | 8 | 5 | 0 | 2 |
| 27 Therezie, R. | P | P | P | P | P | P | P | P | P | P | P | P | IA | IA | - | - | 12 | 0 | 0 | 2 |
| 86 Tialavea, D. | - | - | - | - | - | - | - | - | - | - | - | - | - | - | P | P | 2 | 0 | 0 | 0 |
| 80 Toilolo, L. | P | P | TE | TE | P | P | TE | P | TE | TE | TE | TE | TE | TE | TE | TE | 16 | 11 | 0 | 0 |
| 21 Trufant, D. | CB | CB | CB | CB | P | CB | CB | CB | CB | CB | IA | IR | IR | IR | IR | IR | 9 | 9 | 0 | 2 |
| 91 Upshaw, C. | P | P | IA | IA | P | IA | P | P | DT | DT | P | P | P | DT | DT | DT | 13 | 5 | 0 | 3 |
| 28 Ward, T. | IA | IA | - | - | - | - | - | P | P | P | IA | IA | P | P | IA | IA | 5 | 0 | 0 | 6 |
| 56 Weatherspoon, S. | P | LB | LB | LB | IR | IR | IR | IR | IR | IR | IR | IR | IR | IR | IR | IR | 5 | 3 | 0 | 0 |
| 14 Weems, E. | P | P | P | P | P | P | P | P | P | P | P | P | P | P | P | P | 16 | 0 | 0 | 0 |
| 41 Wheeler, P. | P | P | LB | P | P | P | P | P | P | P | P | P | P | P | P | P | 16 | 3 | 0 | 0 |
| 6 Wile, M. | - | - | - | - | - | - | - | - | - | - | P | - | - | - | - | - | 1 | 0 | 0 | 0 |
| 15 Williams, N. | - | - | - | - | - | - | - | - | - | - | - | - | P | IA | IA | P | 2 | 0 | 0 | 2 |
| 55 Worrilow, P. | P | P | IA | IA | IA | IA | P | P | P | P | P | P | P | P | LB | P | 13 | 1 | 0 | 4 |
| 33 Wreh-Wilson, B- | - | - | - | - | - | - | - | - | - | - | - | IA | - | P | IA | IA | 1 | 0 | 0 | 3 |

KEY: Position - start, P - played, IA - inactive, DNP - did not play, IR - injured reserve, SP - suspended by NFL

| OFFENSE | | WR | LT | LG | C | RG | RT | TE | WR | QB | RB | FB |
|---------|-------------|-------------|-------------|------------|---------|------------|--------------|------------|------------|---------|------------|-----------------|
| 9/11 | TB | J. Jones | J. Matthews | A. Levitre | A. Mack | C. Chester | R. Schraeder | J. Tamm | M. Sanu | M. Ryan | D. Freeman | J. Hardy (WR) |
| 9/18 | @OAK | J. Jones | J. Matthews | A. Levitre | A. Mack | C. Chester | R. Schraeder | J. Tamm | M. Sanu | M. Ryan | D. Freeman | P. DiMarco |
| 9/26 | @NO | J. Jones | J. Matthews | A. Levitre | A. Mack | C. Chester | R. Schraeder | L. Toilolo | M. Sanu | M. Ryan | D. Freeman | P. DiMarco |
| 10/2 | CAR | J. Jones | J. Matthews | A. Levitre | A. Mack | C. Chester | R. Schraeder | L. Toilolo | M. Sanu | M. Ryan | D. Freeman | P. DiMarco |
| 10/9 | @DEN | J. Jones | J. Matthews | A. Levitre | A. Mack | C. Chester | R. Schraeder | J. Tamm | M. Sanu | M. Ryan | D. Freeman | P. DiMarco |
| 10/16 | @SEA | J. Jones | J. Matthews | A. Levitre | A. Mack | C. Chester | R. Schraeder | J. Tamm | M. Sanu | M. Ryan | D. Freeman | T. Gabriel (WR) |
| 10/23 | SD | J. Jones | J. Matthews | A. Levitre | A. Mack | C. Chester | R. Schraeder | J. Tamm | M. Sanu | M. Ryan | D. Freeman | L. Toilolo (TE) |
| 10/30 | GB | J. Jones | J. Matthews | A. Levitre | A. Mack | C. Chester | R. Schraeder | A. Hooper | M. Sanu | M. Ryan | D. Freeman | P. DiMarco |
| 11/3 | @TB | J. Jones | J. Matthews | A. Levitre | A. Mack | C. Chester | R. Schraeder | L. Toilolo | M. Sanu | M. Ryan | D. Freeman | P. DiMarco |
| 11/13 | @PHI | J. Jones | J. Matthews | A. Levitre | A. Mack | C. Chester | R. Schraeder | L. Toilolo | M. Sanu | M. Ryan | D. Freeman | P. DiMarco |
| 11/27 | ARI | J. Jones | J. Matthews | A. Levitre | A. Mack | C. Chester | R. Schraeder | L. Toilolo | M. Sanu | M. Ryan | D. Freeman | T. Gabriel (WR) |
| 12/4 | KC | J. Jones | J. Matthews | A. Levitre | A. Mack | C. Chester | R. Schraeder | A. Hooper | M. Sanu | M. Ryan | D. Freeman | L. Toilolo (TE) |
| 12/11 | @LA | J. Hardy | J. Matthews | A. Levitre | A. Mack | C. Chester | R. Schraeder | A. Hooper | T. Gabriel | M. Ryan | D. Freeman | L. Toilolo (TE) |
| 12/18 | SF | A. Robinson | J. Matthews | A. Levitre | A. Mack | C. Chester | R. Schraeder | L. Toilolo | M. Sanu | M. Ryan | D. Freeman | P. DiMarco |
| 12/24 | @CAR | J. Jones | J. Matthews | A. Levitre | A. Mack | C. Chester | R. Schraeder | L. Toilolo | M. Sanu | M. Ryan | D. Freeman | J. Perkins (TE) |
| 1/1 | NO | J. Jones | J. Matthews | A. Levitre | A. Mack | C. Chester | R. Schraeder | L. Toilolo | M. Sanu | M. Ryan | D. Freeman | J. Hardy (WR) |

| DEFENSE | | DE | DT | DE | DE | LB | LB | LB | CB | CB | S | S |
|---------|-------------|-------------|--------------|-------------|------------|-------------|-----------------|-----------------|------------|-----------|----------|------------|
| 9/11 | TB | D. Shelby | G. Jarrett | A. Clayborn | V. Beasley | D. Jones | D. Campbell | B. Poole (CB) | D. Trufant | R. Alford | R. Allen | K. Ishmael |
| 9/18 | @OAK | D. Shelby | J. Babineaux | G. Jarrett | T. Jackson | V. Beasley | D. Jones | S. Weatherspoon | D. Trufant | R. Alford | R. Allen | K. Ishmael |
| 9/26 | @NO | B. Reed | R. Hageman | G. Jarrett | T. Jackson | P. Wheeler | D. Jones | S. Weatherspoon | D. Trufant | R. Alford | R. Allen | K. Neal |
| 10/2 | CAR | D. Shelby | J. Babineaux | A. Clayborn | V. Beasley | D. Jones | S. Weatherspoon | B. Poole (CB) | D. Trufant | R. Alford | R. Allen | K. Neal |
| 10/9 | @DEN | B. Reed | R. Hageman | G. Jarrett | T. Jackson | V. Beasley | L. Reynolds | K. Ishmael | D. Trufant | R. Alford | R. Allen | K. Neal |
| 10/16 | @SEA | D. Shelby | J. Babineaux | A. Clayborn | V. Beasley | L. Reynolds | K. Ishmael | B. Poole (CB) | D. Trufant | R. Alford | R. Allen | K. Neal |
| 10/23 | SD | B. Reed | T. Jackson | G. Jarrett | R. Hageman | V. Beasley | D. Jones | D. Campbell | D. Trufant | R. Alford | R. Allen | K. Neal |
| 10/30 | GB | B. Reed | J. Babineaux | G. Jarrett | T. Jackson | P. Wheeler | D. Jones | D. Campbell | D. Trufant | R. Alford | R. Allen | K. Neal |
| 11/3 | @TB | A. Clayborn | C. Upshaw | G. Jarrett | V. Beasley | D. Jones | D. Campbell | B. Poole (CB) | D. Trufant | R. Alford | R. Allen | K. Neal |
| 11/13 | @PHI | A. Clayborn | C. Upshaw | G. Jarrett | V. Beasley | D. Jones | D. Campbell | B. Poole (CB) | J. Collins | R. Alford | R. Allen | K. Neal |
| 11/27 | ARI | B. Reed | J. Babineaux | G. Jarrett | T. Jackson | P. Wheeler | L. Reynolds | D. Campbell | J. Collins | R. Alford | R. Allen | K. Neal |
| 12/4 | KC | D. Freeney | R. Hageman | G. Jarrett | V. Beasley | D. Jones | D. Campbell | B. Poole (CB) | J. Collins | R. Alford | R. Allen | K. Neal |
| 12/11 | @LA | B. Reed | J. Babineaux | G. Jarrett | T. Jackson | P. Wheeler | D. Jones | D. Campbell | J. Collins | R. Alford | R. Allen | K. Neal |
| 12/18 | SF | B. Reed | C. Upshaw | G. Jarrett | V. Beasley | D. Jones | D. Campbell | B. Poole (CB) | C. Goodwin | R. Alford | R. Allen | K. Neal |
| 12/24 | @CAR | A. Clayborn | C. Upshaw | G. Jarrett | V. Beasley | D. Jones | P. Worrilow | B. Poole (CB) | J. Collins | R. Alford | R. Allen | K. Neal |
| 1/1 | NO | A. Clayborn | C. Upshaw | G. Jarrett | V. Beasley | D. Jones | D. Campbell | B. Poole (CB) | J. Collins | R. Alford | R. Allen | K. Neal |

| OFFENSE | 1 ST DOWNS | | | | 3 RD D. | TOT. OFF. | | RUSH. | | PASSING | | | | PENAL. | FUM. | PUNT. | T.O.P |
|---------|-----------------------|----|----|----|--------------------|-----------|-----|-------|-----|---------|------|-------|---------------|--------|--------|--------|-------|
| | T | R | P | PN | PCT. | PLAYS | YDS | ATT | YDS | NET | SCK | GROSS | ATT-CP-TD-INT | NO-YDS | NO-LST | NO-AVG | |
| TB | 19 | 2 | 16 | 1 | 23.0 | 64 | 374 | 22 | 52 | 322 | 3/12 | 334 | 39-27-2-0 | 7-74 | 0-0 | 5-38.6 | 32:23 |
| @OAK | 27 | 8 | 18 | 1 | 50.0 | 64 | 528 | 29 | 139 | 389 | 1/7 | 396 | 34-26-3-1 | 7-73 | 0-0 | 3-44.0 | 27:15 |
| @NO | 26 | 11 | 13 | 2 | 45.0 | 63 | 442 | 31 | 217 | 225 | 2/15 | 240 | 30-20-2-0 | 4-35 | 0-0 | 2-45.0 | 27:26 |
| CAR | 25 | 7 | 18 | 0 | 62.0 | 65 | 571 | 25 | 90 | 481 | 3/22 | 503 | 37-28-4-1 | 8-77 | 0-0 | 3-52.7 | 33:49 |
| @DEN | 19 | 8 | 10 | 1 | 17.0 | 62 | 372 | 32 | 122 | 250 | 2/17 | 267 | 28-15-1-0 | 7-78 | 1-1 | 3-61.7 | 28:52 |
| @SEA | 22 | 4 | 17 | 1 | 27.0 | 64 | 362 | 18 | 52 | 310 | 4/25 | 335 | 42-27-3-1 | 8-66 | 1-1 | 4-41.3 | 29:51 |
| SD | 21 | 8 | 13 | 0 | 50.0 | 63 | 386 | 26 | 130 | 256 | 3/17 | 273 | 34-22-1-1 | 9-70 | 0-0 | 2-50.5 | 30:30 |
| GB | 25 | 6 | 16 | 3 | 44.0 | 56 | 367 | 19 | 90 | 277 | 2/11 | 288 | 35-28-3-0 | 7-46 | 0-0 | 2-50.5 | 28:43 |
| @TB | 31 | 9 | 20 | 2 | 60.0 | 70 | 461 | 34 | 136 | 325 | 2/19 | 344 | 34-25-4-0 | 6-34 | 3-1 | 0-0.0 | 33:28 |
| @PHI | 11 | 3 | 7 | 1 | 18.0 | 48 | 303 | 13 | 48 | 255 | 2/12 | 267 | 33-18-1-1 | 8-67 | 0-0 | 4-40.5 | 21:50 |
| ARI | 28 | 8 | 15 | 5 | 44.0 | 67 | 360 | 30 | 116 | 244 | 3/25 | 269 | 34-26-2-1 | 4-23 | 0-0 | 2-58.0 | 34:22 |
| KC | 32 | 11 | 15 | 6 | 60.0 | 66 | 418 | 30 | 128 | 290 | 2/7 | 297 | 34-22-1-1 | 5-30 | 0-0 | 1-46.0 | 31:52 |
| @LA | 18 | 3 | 12 | 3 | 31.0 | 57 | 286 | 25 | 66 | 220 | 2/17 | 237 | 30-18-3-0 | 5-40 | 0-0 | 8-51.9 | 27:08 |
| SF | 29 | 10 | 17 | 2 | 56.0 | 66 | 550 | 41 | 248 | 302 | 1/0 | 302 | 24-18-2-0 | 4-27 | 2-1 | 2-33.5 | 36:01 |
| @CAR | 21 | 6 | 13 | 2 | 43.0 | 61 | 408 | 24 | 152 | 256 | 3/14 | 277 | 33-27-2-1 | 6-45 | 1-0 | 3-42.3 | 32:45 |
| NO | 25 | 4 | 19 | 2 | 55.0 | 59 | 465 | 22 | 142 | 323 | 1-8 | 331 | 36-27-4-0 | 9-63 | 0-0 | 4-46.3 | 29:45 |

| DEFENSE | 1 ST DOWNS | | | | 3 RD D. | TOT. OFF. | | RUSH. | | PASSING | | | | PENAL. | FUM. | PUNT. | T.O.P |
|---------|-----------------------|----|----|----|--------------------|-----------|-----|-------|-----|---------|------|-------|---------------|--------|--------|--------|-------|
| | T | R | P | PN | PCT. | PLAYS | YDS | ATT | YDS | NET | SCK | GROSS | ATT-CP-TD-INT | NO-YDS | NO-LST | NO-AVG | |
| TB | 20 | 5 | 12 | 3 | 30.0 | 61 | 371 | 28 | 90 | 281 | 0/0 | 281 | 33-23-4-1 | 6-48 | 0-0 | 5-49.4 | 27:37 |
| @OAK | 29 | 8 | 17 | 4 | 42.0 | 71 | 454 | 25 | 155 | 299 | 1/0 | 299 | 45-34-3-0 | 9-58 | 1-0 | 4-52.8 | 32:45 |
| @NO | 32 | 9 | 21 | 2 | 54.0 | 79 | 474 | 23 | 115 | 359 | 2/17 | 376 | 54-36-3-1 | 5-75 | 1-1 | 2-41.5 | 32:34 |
| CAR | 20 | 3 | 16 | 1 | 44.0 | 64 | 378 | 15 | 49 | 329 | 1/8 | 337 | 48-31-3-2 | 6-55 | 0-0 | 6-50.7 | 26:11 |
| @DEN | 18 | 5 | 10 | 3 | 25.0 | 65 | 267 | 84 | 24 | 183 | 6/40 | 223 | 35-23-1-1 | 8-57 | 3-0 | 6-48.3 | 31:08 |
| @SEA | 22 | 6 | 14 | 2 | 36.0 | 65 | 333 | 27 | 72 | 261 | 1/9 | 270 | 37-25-0-0 | 3-30 | 3-0 | 5-46.0 | 30:09 |
| SD | 26 | 6 | 19 | 1 | 56.0 | 75 | 426 | 26 | 78 | 348 | 4/23 | 371 | 45-27-1-1 | 3-14 | 1-1 | 2-45.5 | 35:29 |
| GB | 24 | 5 | 16 | 3 | 60.0 | 60 | 331 | 19 | 108 | 223 | 3/23 | 246 | 38-28-4-0 | 6-68 | 1-0 | 3-54.3 | 31:17 |
| @TB | 23 | 3 | 18 | 2 | 57.0 | 70 | 396 | 19 | 73 | 323 | 3/13 | 336 | 48-33-4-0 | 11-85 | 2-2 | 3-47.7 | 26:32 |
| @PHI | 25 | 12 | 12 | 1 | 36.0 | 76 | 429 | 38 | 208 | 221 | 2/10 | 231 | 36-25-0-0 | 10-77 | 2-1 | 2-43.0 | 38:10 |
| ARI | 23 | 3 | 17 | 3 | 36.0 | 61 | 332 | 14 | 58 | 274 | 2/15 | 289 | 45-25-2-1 | 8-60 | 1-0 | 4-41.5 | 25:38 |
| KC | 17 | 4 | 13 | 0 | 30.0 | 48 | 389 | 22 | 123 | 266 | 1/4 | 270 | 25-21-1-0 | 13-128 | 1-1 | 3-50 | 28:08 |
| @LA | 21 | 6 | 13 | 2 | 43.0 | 67 | 312 | 23 | 104 | 208 | 3/27 | 235 | 41-24-0-2 | 11-105 | 3-3 | 7-48.6 | 32:52 |
| SF | 15 | 6 | 8 | 1 | 46.0 | 55 | 272 | 20 | 107 | 165 | 2/18 | 183 | 33-20-2-0 | 4-20 | 1-1 | 7-45.4 | 23:59 |
| @CAR | 17 | 6 | 10 | 1 | 27.0 | 68 | 302 | 23 | 119 | 183 | 2/15 | 198 | 43-18-0-2 | 4-24 | 0-0 | 3-43.3 | 27:15 |
| NO | 26 | 8 | 16 | 2 | 44.0 | 75 | 473 | 23 | 132 | 341 | 2-9 | 350 | 50-29-2-1 | 6-70 | 1-0 | 4-56.0 | 30:15 |

PASSING
MATT RYAN
MATT SCHAUB

| GAME | ATL | OPP | ATT | CMP | CMP% | GROSS | NET | LG | TD | INTRATE | ATT | CMP | CMP% | GROSS | NET | LG | TD | INT | RATE |
|-------------|-----|-----|-----|-----|------|-------|-----|-----|----|---------|-------|--------------|------|-------|-----|----|----|-----|-------|
| TB | 24 | 31 | 39 | 27 | 69.2 | 334 | 322 | 59 | 2 | 0 | 112.6 | DID NOT PLAY | | | | | | | |
| @OAK | 35 | 28 | 34 | 26 | 76.5 | 396 | 389 | 48 | 3 | 1 | 131.5 | DID NOT PLAY | | | | | | | |
| @NO | 45 | 32 | 30 | 20 | 66.6 | 240 | 225 | 34 | 2 | 0 | 113.2 | DID NOT PLAY | | | | | | | |
| CAR | 48 | 33 | 37 | 28 | 75.6 | 503 | 481 | 75t | 4 | 1 | 142.0 | DID NOT PLAY | | | | | | | |
| @DEN | 23 | 16 | 28 | 15 | 53.6 | 267 | 250 | 49 | 1 | 0 | 98.4 | DID NOT PLAY | | | | | | | |
| @SEA | 24 | 26 | 42 | 27 | 64.3 | 335 | 310 | 46t | 3 | 1 | 102.8 | DID NOT PLAY | | | | | | | |
| SD | 30 | 33 | 34 | 22 | 64.7 | 273 | 256 | 50 | 1 | 1 | 87.0 | DID NOT PLAY | | | | | | | |
| GB | 33 | 32 | 35 | 28 | 80.0 | 288 | 277 | 47t | 3 | 0 | 129.5 | DID NOT PLAY | | | | | | | |
| @TB | 43 | 28 | 34 | 25 | 73.5 | 344 | 325 | 32t | 4 | 0 | 144.7 | - | - | -.- | - | - | - | - | - |
| @PHI | 15 | 24 | 33 | 18 | 54.5 | 267 | 255 | 76t | 1 | 1 | 78.7 | DID NOT PLAY | | | | | | | |
| ARI | 38 | 19 | 34 | 26 | 76.5 | 289 | 244 | 35t | 2 | 1 | 106.1 | - | - | -.- | - | - | - | - | - |
| KC | 28 | 29 | 34 | 22 | 64.7 | 297 | 290 | 42 | 1 | 1 | 90.0 | DID NOT PLAY | | | | | | | |
| @LA | 42 | 14 | 28 | 18 | 64.3 | 220 | 237 | 64t | 3 | 0 | 126.6 | 2 | 0 | 0.0 | 0 | 0 | 0 | 0 | 0 |
| SF | 41 | 13 | 23 | 17 | 74.0 | 286 | 286 | 59 | 2 | 0 | 144.5 | 1 | 1 | 100.0 | 16 | 16 | 16 | 0 | 118.8 |
| @CAR | 33 | 16 | 33 | 27 | 81.8 | 277 | 256 | 31 | 2 | 0 | 121.8 | DID NOT PLAY | | | | | | | |
| NO | 38 | 32 | 36 | 27 | 75.0 | 331 | 323 | 35 | 4 | 0 | 139.9 | DID NOT PLAY | | | | | | | |

| RECEIVING | | | JACOB TAMME | | | | | TEVIN COLEMAN | | | | | MOHAMED SANU | | | | | JULIO JONES | | | | |
|-----------|-----|-----|-----------------|-----|------|-----|----|---------------|-----|------|----|----|--------------|-----|------|----|----|-------------|-----|------|-----|----|
| GAME | ATL | OPP | REC | YDS | AVG | LG | TD | REC | YDS | AVG | LG | TD | REC | YDS | AVG | LG | TD | REC | YDS | AVG | LG | TD |
| TB | 24 | 31 | 6 | 51 | 8.5 | 19 | 0 | 5 | 95 | 19.0 | 47 | 0 | 5 | 80 | 16.0 | 59 | 1 | 4 | 66 | 16.5 | 25t | 1 |
| @OAK | 35 | 28 | 5 | 75 | 15.0 | 19 | 1 | 2 | 25 | 12.5 | 24 | 0 | 3 | 19 | 6.3 | 15 | 0 | 5 | 106 | 21.2 | 48 | 1 |
| @NO | 45 | 32 | 3 | 28 | 9.3 | 15 | 0 | 3 | 47 | 15.7 | 34 | 0 | 3 | 31 | 10.3 | 16 | 0 | 1 | 16 | 16.0 | 16 | 0 |
| CAR | 48 | 33 | 2 | 3 | 1.5 | 4t | 1 | 3 | 14 | 4.7 | 11 | 0 | 2 | 22 | 11.0 | 18 | 0 | 12 | 300 | 25.0 | 75t | 1 |
| @DEN | 23 | 16 | 1 | 1 | 1.0 | 1 | 0 | 4 | 132 | 33.0 | 49 | 1 | 3 | 43 | 14.3 | 22 | 0 | 2 | 29 | 14.5 | 20 | 0 |
| @SEA | 24 | 26 | 2 | 16 | 8.0 | 12 | 0 | 1 | 7 | 7.0 | 7 | 0 | 5 | 47 | 9.4 | 14 | 1 | 7 | 139 | 19.9 | 36t | 1 |
| SD | 30 | 33 | 1 | 17 | 17.0 | 17t | 1 | 1 | 10 | 10.0 | 10 | 0 | 2 | 16 | 8.0 | 11 | 0 | 9 | 174 | 19.3 | 50 | 0 |
| GB | 33 | 32 | 2 | 19 | 9.5 | 13 | 0 | INACTIVE | | | | | 9 | 84 | 9.3 | 14 | 1 | 3 | 29 | 9.7 | 12 | 0 |
| @TB | 43 | 28 | INACTIVE | | | | | INACTIVE | | | | | 5 | 74 | 14.8 | 24 | 0 | 8 | 111 | 13.9 | 21 | 1 |
| @PHI | 15 | 24 | INJURED RESERVE | | | | | INACTIVE | | | | | 2 | 14 | 7.0 | 8 | 0 | 10 | 135 | 13.5 | 29 | 0 |
| ARI | 38 | 19 | INJURED RESERVE | | | | | 2 | 4 | 2.0 | 2 | 0 | 8 | 65 | 8.1 | 12 | 0 | 4 | 35 | 8.8 | 15 | 0 |
| KC | 28 | 29 | INJURED RESERVE | | | | | 0 | 0 | 0.0 | 0 | 0 | 2 | 26 | 13.0 | 18 | 0 | 7 | 113 | 16.1 | 21 | 0 |
| @LA | 42 | 14 | INJURED RESERVE | | | | | 2 | 19 | 9.5 | 13 | 1 | INACTIVE | | | | | INACTIVE | | | | |
| SF | 41 | 13 | INJURED RESERVE | | | | | 2 | 8 | 4.0 | 4 | 0 | 3 | 44 | 14.7 | 18 | 0 | INACTIVE | | | | |
| @CAR | 33 | 16 | INJURED RESERVE | | | | | 3 | 45 | 15.0 | 31 | 0 | 3 | 56 | 18.7 | 28 | 0 | 4 | 60 | 15.0 | 22 | 0 |
| NO | 38 | 32 | INJURED RESERVE | | | | | 3 | 15 | 5.0 | 7t | 1 | 4 | 32 | 8.0 | 15 | 1 | 7 | 96 | 13.7 | 23 | 1 |

| RECEIVING | | | D. FREEMAN | | | | | AUSTIN HOOPER | | | | | PATRICK DIMARCO | | | | | JUSTIN HARDY | | | | |
|-----------|-----|-----|------------|-----|------|----|----|---------------|-----|------|-----|----|-----------------|-----|------|----|----|--------------|-----|------|----|----|
| GAME | ATL | OPP | REC | YDS | AVG | LG | TD | REC | YDS | AVG | LG | TD | REC | YDS | AVG | LG | TD | REC | YDS | AVG | LG | TD |
| TB | 24 | 31 | 4 | 20 | 5.0 | 11 | 0 | 1 | 14 | 14.0 | 14 | 0 | 1 | 8 | 8.0 | 8 | 0 | 1 | 0 | 0.0 | 0 | 0 |
| @OAK | 35 | 28 | 0 | 0 | 0.0 | 0 | 0 | 3 | 84 | 28.0 | 44 | 0 | 0 | 0 | 0.0 | 0 | 0 | 1 | 8 | 8.0 | 8 | 0 |
| @NO | 45 | 32 | 5 | 55 | 11.0 | 26 | 1 | 0 | 0 | 0.0 | 0 | 0 | 0 | 0 | 0.0 | 0 | 0 | 2 | 26 | 13.0 | 22 | 1 |
| CAR | 48 | 33 | 2 | 7 | 3.5 | 6 | 0 | 1 | 42 | 42.0 | 42t | 1 | 1 | 18 | 18.0 | 18 | 0 | 0 | 0 | 0.0 | 0 | 0 |
| @DEN | 23 | 16 | 3 | 35 | 11.7 | 14 | 0 | 1 | 14 | 14.0 | 14 | 0 | 1 | 13 | 13.0 | 13 | 0 | 0 | 0 | 0.0 | 0 | 0 |
| @SEA | 24 | 26 | 3 | 10 | 3.3 | 11 | 0 | 0 | 0 | 0.0 | 0 | 0 | 1 | 3 | 3.0 | 3 | 0 | 3 | 30 | 10.0 | 11 | 0 |
| SD | 30 | 33 | 5 | 42 | 8.4 | 15 | 0 | 0 | 0 | 0.0 | 0 | 0 | 1 | 3 | 3.0 | 3 | 0 | 2 | 6 | 3.0 | 4 | 0 |
| GB | 33 | 32 | 4 | 23 | 5.8 | 9 | 1 | 5 | 41 | 8.2 | 17 | 0 | 0 | 0 | 0.0 | 0 | 0 | 1 | 13 | 13.0 | 13 | 0 |
| @TB | 43 | 28 | 2 | 28 | 14.0 | 27 | 0 | 3 | 46 | 15.3 | 28 | 1 | 1 | 1 | 1.0 | 1 | 1 | 0 | 0 | 0.0 | 0 | 0 |
| @PHI | 15 | 24 | 3 | 32 | 10.7 | 15 | 0 | 1 | 8 | 8.0 | 8 | 0 | 0 | 0 | 0.0 | 0 | 0 | 0 | 0 | 0.0 | 0 | 0 |
| ARI | 38 | 19 | 2 | 17 | 8.5 | 12 | 0 | 2 | 8 | 4.0 | 5 | 0 | 0 | 0 | 0.0 | 0 | 0 | 3 | 47 | 15.7 | 27 | 0 |
| KC | 28 | 29 | 4 | 49 | 12.3 | 16 | 0 | 0 | 0 | 0.0 | 0 | 0 | 0 | 0 | 0.0 | 0 | 0 | 1 | 5 | 5.0 | 5 | 0 |
| @LA | 42 | 14 | 2 | 12 | 6.0 | 9 | 0 | 1 | 5 | 5.0 | 5 | 0 | 0 | 0 | 0.0 | 0 | 0 | 2 | 9 | 4.5 | 6 | 1 |
| SF | 41 | 13 | 2 | 16 | 8.0 | 8 | 0 | 1 | 9 | 9.0 | 9t | 1 | 0 | 0 | 0.0 | 0 | 0 | 1 | 16 | 16.0 | 16 | 0 |
| @CAR | 33 | 16 | 8 | 35 | 4.4 | 9 | 0 | INACTIVE | | | | | 1 | 6 | 6.0 | 6 | 0 | 0 | 0 | 0.0 | 0 | 0 |
| NO | 38 | 32 | 5 | 81 | 16.2 | 35 | 0 | INACTIVE | | | | | 0 | 0 | 0.0 | 0 | 0 | 4 | 43 | 10.8 | 17 | 1 |

| RECEIVING | | | TAYLOR GABRIEL | | | | | LEVINE TOILOLO | | | | | ALDRICK ROBINSON | | | | | TERRON WARD | | | | |
|-------------|-----|-----|----------------|-----|------|-----|----|----------------|-----|------|-----|----|------------------|-----|------|-----|----|-------------|-----|------|----|----|
| GAME | ATL | OPP | REC | YDS | AVG | LG | TD | REC | YDS | AVG | LG | TD | REC | YDS | AVG | LG | TD | REC | YDS | AVG | LG | TD |
| TB | 24 | 31 | 0 | 0 | 0.0 | 0 | 0 | 0 | 0 | 0.0 | 0 | 0 | 0 | 0 | 0.0 | 0 | 0 | - | - | -. | - | - |
| @OAK | 35 | 28 | 3 | 28 | 9.3 | 11 | 0 | 2 | 21 | 10.5 | 16 | 0 | 0 | 0 | 0.0 | 0 | 0 | - | - | -. | - | - |
| @NO | 45 | 32 | 2 | 33 | 16.5 | 19 | 0 | 0 | 0 | 0.0 | 0 | 0 | 1 | 4 | 4.0 | 4 | 0 | - | - | -. | - | - |
| CAR | 48 | 33 | 3 | 49 | 16.3 | 19 | 0 | 0 | 0 | 0.0 | 0 | 0 | 2 | 48 | 24.0 | 35t | 1 | - | - | -. | - | - |
| @DEN | 23 | 16 | 0 | 0 | 0.0 | 0 | 0 | 0 | 0 | 0.0 | 0 | 0 | 0 | 0 | 0.0 | 0 | 0 | - | - | -. | - | - |
| @SEA | 24 | 26 | 1 | 6 | 6.0 | 6 | 0 | 3 | 69 | 23.0 | 46t | 1 | 1 | 8 | 8.0 | 8 | 0 | - | - | -. | - | - |
| SD | 30 | 33 | INACTIVE | | | | | 1 | 5 | 5.0 | 5 | 0 | 0 | 0 | 0.0 | 0 | 0 | - | - | -. | - | - |
| GB | 33 | 32 | 3 | 68 | 22.7 | 47t | 1 | 0 | 0 | 0.0 | 0 | 0 | 0 | 0 | 0.0 | 0 | 0 | 1 | 11 | 11.0 | 11 | 0 |
| @TB | 43 | 28 | 5 | 52 | 10.4 | 32 | 0 | 1 | 32 | 32.0 | 32 | 1 | 0 | 0 | 0.0 | 0 | 0 | - | - | -. | - | - |
| @PHI | 15 | 24 | 1 | 76 | 76.0 | 76t | 1 | 0 | 0 | 0.0 | 0 | 0 | 1 | 2 | 2.0 | 2 | 0 | - | - | -. | - | - |
| ARI | 38 | 19 | 4 | 75 | 18.8 | 35t | 2 | 1 | 18 | 18.0 | 18 | 0 | 0 | 0 | 0.0 | 0 | 0 | - | - | -. | - | - |
| KC | 28 | 29 | 5 | 44 | 8.8 | 14 | 0 | 1 | 42 | 42.0 | 42 | 0 | 2 | 18 | 9.0 | 13 | 1 | - | - | -. | - | - |
| @LA | 42 | 14 | 3 | 82 | 27.3 | 64t | 1 | 1 | 19 | 19.0 | 19 | 0 | 3 | 42 | 14.0 | 25 | 0 | - | - | -. | - | - |
| SF | 41 | 13 | 3 | 60 | 20.0 | 31 | 1 | 1 | 30 | 30.0 | 30 | 0 | 4 | 111 | 27.8 | 59 | 0 | - | - | -. | - | - |
| @CAR | 33 | 16 | 3 | 15 | 5.0 | 7 | 0 | 1 | 10 | 10.0 | 10 | 0 | 1 | 15 | 15.0 | 15 | 0 | - | - | -. | - | - |
| NO | 38 | 32 | INACTIVE | | | | | 1 | 18 | 18.0 | 18 | 0 | 2 | 36 | 18.0 | 19 | 0 | - | - | -. | - | - |

| RECEIVING | | | NICK WILLIAMS | | | | | JOSH PERKINS | | | | | D.J. TIALAVEA | | | | |
|-------------|-----|-----|----------------|-----|------|----|----|--------------|-----|-----|----|----|---------------|-----|-----|----|----|
| GAME | ATL | OPP | REC | YDS | AVG | LG | TD | REC | YDS | AVG | LG | TD | REC | YDS | AVG | LG | TD |
| TB | 24 | 31 | PRACTICE SQUAD | | | | | INACTIVE | | | | | - | - | -. | - | - |
| @OAK | 35 | 28 | PRACTICE SQUAD | | | | | INACTIVE | | | | | - | - | -. | - | - |
| @NO | 45 | 32 | PRACTICE SQUAD | | | | | INACTIVE | | | | | - | - | -. | - | - |
| CAR | 48 | 33 | PRACTICE SQUAD | | | | | INACTIVE | | | | | - | - | -. | - | - |
| @DEN | 23 | 16 | PRACTICE SQUAD | | | | | INACTIVE | | | | | - | - | -. | - | - |
| @SEA | 24 | 26 | PRACTICE SQUAD | | | | | INACTIVE | | | | | - | - | -. | - | - |
| SD | 30 | 33 | PRACTICE SQUAD | | | | | INACTIVE | | | | | - | - | -. | - | - |
| GB | 33 | 32 | PRACTICE SQUAD | | | | | INACTIVE | | | | | - | - | -. | - | - |
| @TB | 43 | 28 | PRACTICE SQUAD | | | | | - | - | -. | - | - | - | - | -. | - | - |
| @PHI | 15 | 24 | PRACTICE SQUAD | | | | | - | - | -. | - | - | - | - | -. | - | - |
| ARI | 38 | 19 | PRACTICE SQUAD | | | | | - | - | -. | - | - | - | - | -. | - | - |
| KC | 28 | 29 | PRACTICE SQUAD | | | | | - | - | -. | - | - | - | - | -. | - | - |
| @LA | 42 | 14 | 4 | 49 | 12.3 | 19 | 0 | - | - | -. | - | - | - | - | -. | - | - |
| SF | 41 | 13 | INACTIVE | | | | | 1 | 8 | 8.0 | 8 | 0 | - | - | -. | - | - |
| @CAR | 33 | 16 | INACTIVE | | | | | INACTIVE | | | | | 1 | 1 | 1.0 | 1t | 1 |
| NO | 38 | 32 | 1 | 10 | 10.0 | 10 | 0 | - | - | -. | - | - | - | - | -. | - | - |

| RUSHING | | | TEVIN COLEMAN | | | | | D. FREEMAN | | | | | MATT RYAN | | | | | TERRON WARD | | | | |
|---------|-----|-----|---------------|-----|------|-----|----|------------|-----|------|-----|----|-----------|-----|------|----|----|-------------|-----|------|----|----|
| GAME | ATL | OPP | ATT | YDS | AVG | LG | TD | ATT | YDS | AVG | LG | TD | ATT | YDS | AVG | LG | TD | ATT | YDS | AVG | LG | TD |
| TB | 24 | 31 | 8 | 22 | 2.8 | 7 | 0 | 11 | 20 | 1.8 | 10 | 0 | 3 | 10 | 3.3 | 8 | 0 | - | - | -. | - | - |
| @OAK | 35 | 28 | 12 | 46 | 3.8 | 13t | 1 | 17 | 93 | 5.5 | 18 | 0 | 0 | 0 | 0.0 | 0 | 0 | - | - | -. | - | - |
| @NO | 45 | 32 | 12 | 42 | 3.5 | 9 | 3 | 14 | 152 | 10.9 | 48 | 0 | 5 | 23 | 4.6 | 18 | 0 | - | - | -. | - | - |
| CAR | 48 | 33 | 8 | 19 | 2.4 | 7 | 0 | 13 | 57 | 4.4 | 19 | 1 | 4 | 14 | 3.5 | 15 | 0 | - | - | -. | - | - |
| @DEN | 23 | 16 | 6 | 31 | 5.2 | 16 | 0 | 23 | 88 | 3.8 | 15 | 1 | 3 | 3 | 1.0 | 2 | 0 | - | - | -. | - | - |
| @SEA | 24 | 26 | 5 | 10 | 2.0 | 4 | 0 | 12 | 40 | 3.3 | 18 | 0 | 1 | 2 | 2.0 | 2 | 0 | - | - | -. | - | - |
| SD | 30 | 33 | 8 | 64 | 8.0 | 30t | 1 | 15 | 58 | 3.9 | 15 | 0 | 3 | 8 | 2.7 | 7 | 0 | - | - | -. | - | - |
| GB | 33 | 32 | INACTIVE | | | | | 11 | 35 | 3.2 | 17 | 1 | 2 | 9 | 4.5 | 10 | 0 | 6 | 46 | 7.7 | 26 | 0 |
| @TB | 43 | 28 | INACTIVE | | | | | 17 | 77 | 4.5 | 20 | 0 | 2 | 0 | 0.0 | 0 | 0 | 8 | 30 | 3.8 | 6 | 0 |
| @PHI | 15 | 24 | INACTIVE | | | | | 12 | 49 | 4.1 | 17 | 0 | 0 | 0 | 0.0 | 0 | 0 | 1 | -1 | -1.0 | -1 | 0 |
| ARI | 38 | 19 | 8 | 9 | 1.1 | 7 | 1 | 16 | 60 | 3.8 | 16 | 2 | 4 | 15 | 3.8 | 11 | 0 | - | - | -. | - | - |
| KC | 28 | 29 | 12 | 49 | 4.1 | 9 | 0 | 15 | 56 | 3.7 | 14 | 2 | 3 | 23 | 7.7 | 12 | 0 | - | - | -. | - | - |
| @LA | 42 | 14 | 8 | 36 | 4.5 | 10 | 1 | 6 | 6 | 1.0 | 5 | 0 | 0 | 0 | 0.0 | 0 | 0 | 10 | 24 | 2.4 | 7 | 0 |
| SF | 41 | 13 | 14 | 58 | 4.1 | 29 | 0 | 20 | 139 | 7.0 | 34t | 3 | 1 | -1 | -1.0 | -1 | 0 | 6 | 52 | 8.7 | 45 | 0 |
| @CAR | 33 | 16 | 9 | 90 | 10.0 | 55t | 1 | 13 | 53 | 4.1 | 13 | 0 | 2 | 9 | 4.5 | 7 | 0 | - | - | -. | - | - |
| NO | 38 | 32 | 8 | 44 | 5.5 | 25 | 0 | 12 | 96 | 8.0 | 75t | 1 | 2 | 2 | 1.0 | 3 | 0 | - | - | -. | - | - |

| RUSHING | | | TAYLOR GABRIEL | | | | | STEVAN RIDLEY | | | | | MATT SCHAUB | | | | | MOHAMED SANU | | | | |
|---------|-----|-----|----------------|-----|------|----|----|---------------|-----|-----|----|----|--------------|-----|------|----|----|--------------|-----|-----|----|----|
| GAME | ATL | OPP | ATT | YDS | AVG | LG | TD | ATT | YDS | AVG | LG | TD | ATT | YDS | AVG | LG | TD | ATT | YDS | AVG | LG | TD |
| TB | 24 | 31 | - | - | -. | - | - | - | - | -. | - | - | DID NOT PLAY | | | | | - | - | -. | - | - |
| @OAK | 35 | 28 | - | - | -. | - | - | - | - | -. | - | - | DID NOT PLAY | | | | | - | - | -. | - | - |
| @NO | 45 | 32 | - | - | -. | - | - | - | - | -. | - | - | DID NOT PLAY | | | | | - | - | -. | - | - |
| CAR | 48 | 33 | - | - | -. | - | - | - | - | -. | - | - | DID NOT PLAY | | | | | - | - | -. | - | - |
| @DEN | 23 | 16 | - | - | -. | - | - | - | - | -. | - | - | DID NOT PLAY | | | | | - | - | -. | - | - |
| @SEA | 24 | 26 | - | - | -. | - | - | - | - | -. | - | - | DID NOT PLAY | | | | | - | - | -. | - | - |
| SD | 30 | 33 | INACTIVE | | | | | - | - | -. | - | - | DID NOT PLAY | | | | | - | - | -. | - | - |
| GB | 33 | 32 | - | - | -. | - | - | DID NOT PLAY | | | | | DID NOT PLAY | | | | | - | - | -. | - | - |
| @TB | 43 | 28 | 2 | 24 | 12.0 | 15 | 1 | 3 | 7 | 2.3 | 7 | 0 | 2 | -2 | -2.0 | -1 | 0 | - | - | -. | - | - |
| @PHI | 15 | 24 | - | - | -. | - | - | INACTIVE | | | | | DID NOT PLAY | | | | | - | - | -. | - | - |
| ARI | 38 | 19 | 1 | 27 | 27.0 | 27 | 0 | - | - | -. | - | - | - | - | -. | - | - | 1 | 5 | 5.0 | 5 | 0 |
| KC | 28 | 29 | - | - | -. | - | - | - | - | -. | - | - | DID NOT PLAY | | | | | - | - | -. | - | - |
| @LA | 42 | 14 | 1 | 0 | 0.0 | 0 | 0 | - | - | -. | - | - | - | - | -. | - | - | INACTIVE | | | | |
| SF | 41 | 13 | - | - | -. | - | - | - | - | -. | - | - | - | - | -. | - | - | - | - | -. | - | - |
| @CAR | 33 | 16 | - | - | -. | - | - | - | - | -. | - | - | DID NOT PLAY | | | | | - | - | -. | - | - |
| NO | 38 | 32 | INACTIVE | | | | | - | - | -. | - | - | DID NOT PLAY | | | | | - | - | -. | - | - |

| Player | TB | @OAK | @NO | CAR | @DEN | @SEA | SD | GB | @TB | @PHI | ARI | KC | @LA | SF | @CAR | NO | Total |
|--------------------|------------|------------|-------------|------------|-------------|------------|-------------|-------------|------------|-------------|-------------|------------|-------------|-------------|-------------|------------|---------------|
| SACKS | 9/11 | 9/18 | 9/26 | 10/2 | 10/9 | 10/16 | 10/23 | 10/30 | 11/3 | 11/13 | 11/27 | 12/4 | 12/11 | 12/18 | 12/24 | 1/1 | |
| V. Beasley Jr. | | 1/0 | | | 3.5/26 | | 2/13 | 1/7 | | 2/10 | | 1/4 | 3/27 | 1/5 | | 1/1 | 15.5/93 |
| D. Freeney | | | 1/9 | 1/8 | 1/6 | | | | | | | | | | | | 3/23 |
| D. Trufant | | | 1/8 | | | 1/9 | | | | | | | | | | | 2/17 |
| A. Clayborn | | | | | .5/3 | | 1/5 | 2/16 | 1/5 | | | | | | | | 4.5/29 |
| G. Jarrett | | | | | 1/5 | | | | 1/4 | | | | | | | 1/8 | 3/17 |
| B. Reed | | | | | | | 1/5 | | | | .5/3.5 | | | | .5/3.5 | | 2.0/12.0 |
| C. Upshaw | | | | | | | | | | | .5/3.5 | | | | .5/3.5 | | 1.0/7.0 |
| B. Poole | | | | | | | | | | | 1/8 | | | | | | 1/8 |
| R. Hageman | | | | | | | | | | | | | | 1/13 | 1/8 | | 2/21 |
| Team Totals | 0/0 | 1/0 | 2/17 | 1/8 | 6/40 | 1/9 | 4/23 | 3/23 | 2/9 | 2/10 | 2/15 | 1/4 | 3/27 | 2/18 | 2/15 | 2/9 | 34/217 |

| Player | TB | @OAK | @NO | CAR | @DEN | @SEA | SD | GB | @TB | @PHI | ARI | KC | @LA | SF | @CAR | NO | Total |
|--------------------|------------|------------|-------------|-------------|------------|------------|-------------|------------|------------|------------|------------|------------|-------------|------------|-------------|------------|---------------|
| INTS | 9/11 | 9/18 | 9/26 | 10/2 | 10/9 | 10/16 | 10/23 | 10/30 | 11/3 | 11/13 | 11/27 | 12/4 | 12/11 | 12/18 | 12/24 | 1/1 | |
| R. Alford | | | | 2/34 | | | | | | | | | | | | | 2/34 |
| D. Jones | | | 1/90 | | | | 1/42 | | | | | | 1/33 | | | | 3/165 |
| R. Allen | | | | | 1/0 | | | | | | | | 1/3 | | | | 2/3 |
| D. Trufant | 1/9 | | | | | | | | | | | | | | | | 1/9 |
| D. Campbell | | | | | | | | | | | 1/7 | | | | | | 1/9 |
| J. Collins | | | | | | | | | | | | | | | 1/37 | 1/0 | 2/37 |
| B. Poole | | | | | | | | | | | | | | | 1/24 | | 1/24 |
| Team Totals | 1/9 | 0/0 | 1/90 | 2/34 | 1/0 | 0/0 | 1/42 | 0/0 | 0/0 | 0/0 | 1/7 | 0/0 | 2/36 | 0/0 | 2/61 | 1/0 | 12/279 |



2016 ATLANTA FALCONS
VETERANS

RISE UP

23**ROBERT ALFORD****CORNERBACK**SOUTHEASTERN LOUISIANA
4TH YEAR WITH FALCONSHEIGHT:
5'10"WEIGHT:
186BIRTHDATE:
11/1/88NFL EXP:
4 YRSACQUIRED:
D2-'13**TRANSACTIONS**

- » Selected as a second round (60th overall) draft choice by Atlanta in 2013.

2016 (FALCONS)

- » Started all 16 games at cornerback while totaling 58 tackles (49 solo) with two interceptions, one touchdown, and a career-best 19 passes defended.
- » Sealed Atlanta's 48-33 win over Carolina (10/2) with two interceptions in the final two minutes. Notched his second career pick-six with a 30-yard INT return touchdown and re-recorded his third career multi-interception game.

CAREER

- » In four NFL seasons, has seen action in 57 games with 45 starts while tallying 187 tackles (152 solo) with nine interceptions, one forced fumble, two fumble recoveries, two defensive touchdowns, and 54 passes defended.
- » Started 15 games in 2015 and totaled 50 tackles (42 solo) with two interceptions and a team-high 15 passes defended. Scored his first career touchdown on a 59-yard INT return against Washington.
- » Intercepted two passes against Washington (10/11/15), including one in overtime, which he returned 59 yards for the game-winning score. Finished the game with one tackle, two INTs, and two passes defended.
- » Started ten games and recorded 36 total tackles (25 solo), three interceptions and 11 pass deflections, before being placed on Injured-Reserve in 2014. Recorded two interceptions, the first multi-interception game of his career, along with two solo tackles and two pass deflections at Baltimore (10/19).
- » Played in all 16 games with four starts during his rookie season in 2013. Tallied 43 tackles (36 solo) with seven passes defended, two interceptions, and one fumble recovery.

2016 GAME-BY-GAME STATISTICS

| DATE | OPP | TK | SO | SK | YDS | INT | YDS | FF | FR | PD |
|---------------|------|------------|------------|------------|------------|----------|------------|----------|----------|-----------|
| 9/11 | TB | 5 | 2 | 0.0 | 0.0 | 0 | 0 | 0 | 0 | 2 |
| 9/18 | @OAK | 5 | 5 | 0.0 | 0.0 | 0 | 0 | 0 | 0 | 0 |
| 9/26 | @NO | 8 | 7 | 0.0 | 0.0 | 0 | 0 | 0 | 0 | 1 |
| 10/2 | CAR | 3 | 3 | 0.0 | 0.0 | 2 | 34 | 0 | 0 | 3 |
| 10/9 | @DEN | 2 | 2 | 0.0 | 0.0 | 0 | 0 | 0 | 0 | 0 |
| 10/16 | @SEA | 3 | 3 | 0.0 | 0.0 | 0 | 0 | 0 | 0 | 1 |
| 10/23 | SD | 6 | 4 | 0.0 | 0.0 | 0 | 0 | 0 | 0 | 2 |
| 10/30 | GB | 5 | 5 | 0.0 | 0.0 | 0 | 0 | 0 | 0 | 1 |
| 11/3 | @TB | 4 | 4 | 0.0 | 0.0 | 0 | 0 | 0 | 0 | 0 |
| 11/23 | @PHI | 2 | 2 | 0.0 | 0.0 | 0 | 0 | 0 | 0 | 0 |
| 11/27 | ARI | 1 | 1 | 0.0 | 0.0 | 0 | 0 | 0 | 0 | 2 |
| 12/4 | KC | 2 | 2 | 0.0 | 0.0 | 0 | 0 | 0 | 0 | 0 |
| 12/11 | @LA | 1 | 0 | 0.0 | 0.0 | 0 | 0 | 0 | 0 | 3 |
| 12/18 | SF | 6 | 4 | 0.0 | 0.0 | 0 | 0 | 0 | 0 | 1 |
| 12/24 | @CAR | 2 | 2 | 0.0 | 0.0 | 0 | 0 | 0 | 0 | 2 |
| 1/1 | NO | 3 | 3 | 0.0 | 0.0 | 0 | 0 | 0 | 0 | 1 |
| TOTALS | | 58 | 49 | 0.0 | 0.0 | 2 | 34 | 0 | 0 | 19 |
| CAREER | | 187 | 152 | 0.0 | 0.0 | 9 | 131 | 1 | 1 | 54 |

2016 POSTSEASON STATISTICS

| DATE | OPP | TK | SO | SK | YDS | INT | YDS | FF | FR | PD |
|---------------|-----|----------|----------|------------|------------|----------|----------|----------|----------|----------|
| 1/14 | SEA | 3 | 3 | 0.0 | 0.0 | 0 | 0 | 0 | 0 | 0 |
| 1/22 | GB | 5 | 5 | 0.0 | 0.0 | 0 | 0 | 0 | 0 | 3 |
| TOTALS | | 8 | 8 | 0.0 | 0.0 | 0 | 0 | 0 | 0 | 3 |

COLLEGE

- » Started 31-of-32 games at Southeastern Louisiana, recording 137 tackles (110 solo) with 20 passes defended, 10 interceptions, six tackles for loss, three fumble recoveries and one forced fumble.
- » Also added nine punt returns for 104 yards, including a 75-yard touchdown against Lamar University.
- » In 2012, was named the NCAA Football Championship Subdivision National Defensive Player of the Year by the College Sports Journal and added FCS All American honors from the NFL Draft Report and the Sports Network.
- » Also added first-team All-Southland Conference honors and was named a finalist for the Buck Buchanan Award in 2012.
- » In 2011, received second-team All-Southland Conference honors after starting all 11 games

and notching 52 tackles (44 solo), seven passes defended, five interceptions, one forced fumble and one fumble recovery.

- » His five interceptions in 2011 tied Billy Ladner (1961), Duriel Adams (2005) and Steve Keller (1969) for eighth on the school's all-time single-season list.
- » Prior to redshirting the 2010 season, started nine of the 10 games he appeared in as a sophomore in 2009. Finished the season with 46 tackles (31 solo), five passes defended, two fumble recoveries, and one interception.

PERSONAL

- » Attended Hammond (La.) High School where he earned All-District 7-5A first-team honors after catching 10 touchdown passes as a senior.
- » Also ran track, taking second in 400-meters at the 2007 Louisiana High School Athletic Association Track and Field Championships.

» His older brother, Fred Booker, was a cornerback at Louisiana State and played in the Arena Football League and NFL Europe before suiting up for 12 games with the New Orleans Saints in 2005.

» His other older brother, Duke Adams, was a safety for the Southeastern Louisiana Lions from 2003-06 and earned All-Southland Conference recognition as a junior

» Became the first player from Southeastern Louisiana University to play in the Senior Bowl in over 40 years.

» Logged a 4.39 40-yard dash, 1.59 10-yard dash, 2.57 20-yard dash, 4.23 20-yard shuttle, 6.89 three-cone drill at the NFL Scouting Combine. Also posted a 40' vertical leap, 17 reps of 225 pounds and measured with 31 3/8-inch arms, 9 3/8-inch hands, and a 74 1/2-inch wingspan.

» Son of Robert Cox and Gloria Bridgewater.

ALFORD'S CAREER STATISTICS

| YEAR | GP/GS | TK | SO | AST | SK | YDS | INT | YDS | LG | TD | PD | FF | FR | YDS | TD |
|--------------|--------------|------------|------------|-----------|------------|------------|----------|------------|------------|----------|-----------|----------|----------|----------|----------|
| 2013 | ATL 16/4 | 43 | 36 | 7 | 0.0 | 0.0 | 2 | 0 | 0 | 0 | 8 | 1 | 0 | 0 | 0 |
| 2014 | ATL 10/10 | 36 | 25 | 11 | 0.0 | 0.0 | 3 | 21 | 0 | 0 | 12 | 0 | 0 | 0 | 0 |
| 2015 | ATL 15/15 | 50 | 42 | 8 | 0.0 | 0.0 | 2 | 76 | 59t | 1 | 15 | 0 | 0 | 0 | 0 |
| 2016 | ATL 16/16 | 58 | 49 | 9 | 0.0 | 0.0 | 2 | 34 | 30t | 1 | 19 | 0 | 0 | 0 | 0 |
| TOTAL | 57/45 | 187 | 152 | 35 | 0.0 | 0.0 | 9 | 131 | 59t | 2 | 54 | 0 | 0 | 0 | 0 |

ALFORD'S POSTSEASON STATISTICS

| YEAR | GP/GS | TK | SO | AST | SK | YDS | INT | YDS | LG | TD | PD | FF | FR | YDS | TD |
|--------------|------------|----------|----------|----------|------------|------------|----------|----------|----------|----------|----------|----------|----------|----------|----------|
| 2016 | ATL 2/2 | 8 | 8 | 0 | 0.0 | 0.0 | 0 | 0 | 0 | 0 | 3 | 0 | 0 | 0 | 0 |
| TOTAL | 2/2 | 8 | 8 | 0 | 0.0 | 0.0 | 0 | 0 | 0 | 0 | 3 | 0 | 0 | 0 | 0 |


ALFORD'S BEST GAMES

| TACKLES | TOUCHDOWNS | INTERCEPTIONS | PASSES DEFENSED |
|---------------------|------------------------|-------------------------|-----------------------|
| 9 @ TB (11/9/14) | 1, Two Times | 3, Three Times | 3, Three Times |
| 8, Two Times | Last vs. CAR (10/2/16) | Last vs. WAS (10/11/15) | Last @ LA (12/12/16) |
| Last @ NO (9/26/16) | | | 2, 15 Times |
| | | | Last @ CAR (12/24/16) |

| 2015 GAME-BY-GAME STATISTICS | | | | | | | | | | | |
|------------------------------|------|-----|-----|-----|----------|-----|-----|----|----|----|--|
| DATE | OPP | TK | SO | SK | YDS | INT | YDS | FF | FR | PD | |
| 9/14 | PHI | 1 | 0 | 0.0 | 0.0 | 0 | 0 | 0 | 0 | 1 | |
| 9/20 | @NYG | 4 | 4 | 0.0 | 0.0 | 0 | 0 | 0 | 0 | 1 | |
| 9/27 | @DAL | 1 | 1 | 0.0 | 0.0 | 0 | 0 | 0 | 0 | 0 | |
| 10/4 | HOU | 1 | 1 | 0.0 | 0.0 | 0 | 0 | 0 | 0 | 3 | |
| 10/11 | WAS | 1 | 1 | 0.0 | 0.0 | 2 | 76 | 0 | 0 | 2 | |
| 10/15 | @NO | 5 | 5 | 0.0 | 0.0 | 0 | 0 | 0 | 0 | 0 | |
| 10/25 | @TEN | 6 | 5 | 0.0 | 0.0 | 0 | 0 | 0 | 0 | 0 | |
| 11/1 | TB | 4 | 3 | 0.0 | 0.0 | 0 | 0 | 0 | 0 | 0 | |
| 11/8 | @SF | | | | INACTIVE | | | | | | |
| 11/22 | IND | 3 | 2 | 0.0 | 0.0 | 0 | 0 | 0 | 0 | 0 | |
| 11/29 | MIN | 2 | 1 | 0.0 | 0.0 | 0 | 0 | 0 | 0 | 0 | |
| 12/6 | @TB | 2 | 0 | 0.0 | 0.0 | 0 | 0 | 0 | 0 | 1 | |
| 12/13 | @CAR | 5 | 5 | 0.0 | 0.0 | 0 | 0 | 0 | 0 | 2 | |
| 12/20 | @JAX | 1 | 1 | 0.0 | 0.0 | 0 | 0 | 0 | 0 | 2 | |
| 12/27 | CAR | 7 | 6 | 0.0 | 0.0 | 0 | 0 | 0 | 0 | 2 | |
| 1/3 | NO | 7 | 7 | 0.0 | 0.0 | 0 | 0 | 0 | 0 | 1 | |
| TOTALS | | 50 | 42 | 0.0 | 0.0 | 2 | 76 | 0 | 0 | 15 | |
| CAREER | | 129 | 103 | 0.0 | 0.0 | 7 | 97 | 1 | 1 | 34 | |

| 2013 GAME-BY-GAME STATISTICS | | | | | | | | | | | |
|------------------------------|------|----|----|-----|-----|-----|-----|----|----|----|--|
| DATE | OPP | TK | SO | SK | YDS | INT | YDS | FF | FR | PD | |
| 9/8 | @NO | 3 | 3 | 0.0 | 0.0 | 1 | 0 | 0 | 0 | 2 | |
| 9/15 | STL | 4 | 3 | 0.0 | 0.0 | 0 | 0 | 0 | 0 | 0 | |
| 9/22 | @MIA | 0 | 0 | 0.0 | 0.0 | 0 | 0 | 0 | 0 | 0 | |
| 9/29 | NE | 4 | 4 | 0.0 | 0.0 | 0 | 0 | 0 | 0 | 0 | |
| 10/7 | NYJ | 0 | 0 | 0.0 | 0.0 | 0 | 0 | 0 | 0 | 0 | |
| 10/20 | TB | 2 | 1 | 0.0 | 0.0 | 0 | 0 | 0 | 0 | 2 | |
| 10/27 | @ARZ | 2 | 2 | 0.0 | 0.0 | 0 | 0 | 0 | 0 | 1 | |
| 11/3 | @CAR | 2 | 2 | 0.0 | 0.0 | 1 | 0 | 0 | 0 | 1 | |
| 11/10 | SEA | 2 | 1 | 0.0 | 0.0 | 0 | 0 | 0 | 0 | 0 | |
| 11/17 | @TB | 1 | 1 | 0.0 | 0.0 | 0 | 0 | 0 | 0 | 0 | |
| 11/21 | NO | 1 | 0 | 0.0 | 0.0 | 0 | 0 | 0 | 0 | 0 | |
| 12/1 | @BUF | 2 | 1 | 0.0 | 0.0 | 0 | 0 | 0 | 1 | 1 | |
| 12/8 | @GB | 6 | 4 | 0.0 | 0.0 | 0 | 0 | 0 | 0 | 1 | |
| 12/15 | WAS | 8 | 7 | 0.0 | 0.0 | 0 | 0 | 0 | 0 | 0 | |
| 12/23 | @SF | 3 | 3 | 0.0 | 0.0 | 0 | 0 | 0 | 0 | 0 | |
| 12/29 | CAR | 3 | 3 | 0.0 | 0.0 | 0 | 0 | 1 | 0 | 0 | |
| TOTALS | | 43 | 36 | 0.0 | 0.0 | 2 | 0 | 1 | 1 | 8 | |
| CAREER | | 43 | 36 | 0.0 | 0.0 | 2 | 0 | 1 | 1 | 8 | |

| 2014 GAME-BY-GAME STATISTICS | | | | | | | | | | | |
|------------------------------|------|----|----|-----|-----------------|-----|-----|----|----|----|--|
| DATE | OPP | TK | SO | SK | YDS | INT | YDS | FF | FR | PD | |
| 9/7 | NO | 5 | 3 | 0.0 | 0.0 | 0 | 0 | 0 | 0 | 2 | |
| 9/15 | @CIN | 5 | 2 | 0.0 | 0.0 | 0 | 0 | 0 | 0 | 0 | |
| 9/18 | TB | 2 | 2 | 0.0 | 0.0 | 0 | 0 | 0 | 0 | 2 | |
| 9/28 | @MIN | 3 | 3 | 0.0 | 0.0 | 0 | 0 | 0 | 0 | 0 | |
| 10/5 | @NYG | 1 | 0 | 0.0 | 0.0 | 0 | 0 | 0 | 0 | 2 | |
| 10/12 | CHI | 5 | 3 | 0.0 | 0.0 | 0 | 0 | 0 | 0 | 2 | |
| 10/19 | @BAL | 2 | 2 | 0.0 | 0.0 | 2 | 21 | 0 | 0 | 2 | |
| 10/26 | DET | 3 | 1 | 0.0 | 0.0 | 1 | 0 | 0 | 0 | 0 | |
| 11/9 | @TB | 9 | 8 | 0.0 | 0.0 | 0 | 0 | 0 | 0 | 1 | |
| 11/16 | @CAR | 1 | 1 | 0.0 | 0.0 | 0 | 0 | 0 | 0 | 0 | |
| 11/23 | CLE | | | | INACTIVE | | | | | | |
| 11/30 | ARI | | | | INACTIVE | | | | | | |
| 12/8 | @GB | | | | INACTIVE | | | | | | |
| 12/14 | PIT | | | | INACTIVE | | | | | | |
| 12/21 | @NO | | | | INJURED-RESERVE | | | | | | |
| 12/28 | CAR | | | | INJURED-RESERVE | | | | | | |
| TOTALS | | 36 | 25 | 0.0 | 0.0 | 3 | 21 | 0 | 0 | 11 | |
| CAREER | | 79 | 61 | 0.0 | 0.0 | 5 | 21 | 1 | 1 | 19 | |

| | | | | | |
|-----------------------|---------------|------------|----------|-----------|---|
| 37 | RICARDO ALLEN | | | |  |
| | SAFETY | | | | |
| PURDUE | | | | | |
| 3RD YEAR WITH FALCONS | | | | | |
| HEIGHT: | WEIGHT: | BIRTHDATE: | NFL EXP: | ACQUIRED: | |
| 5'9" | 186 | 12/18/91 | 2 YRS | D5a-'14 | |

TRANSACTIONS

- » Selected as a fifth round (147th overall) draft choice by Atlanta in 2014.

2016 (FALCONS)

- » Started all 16 games at safety, totaling 90 tackles (61 solo) with two interceptions and three passes defended.
- » Notched his first interception of the season, and the fourth of his career, at Denver (10/9). Picked off QB Paxton Lynch and added one tackle in a 23-16 Falcons win.
- » Recorded his second interception of the season, and the fifth of his career, at Los Angeles (12/11). Picked off QB Jared Goff on the Rams first possession.

CAREER

- » In two seasons, has played in 31 games with 30 starts while totaling 158 tackles, one sack, five interceptions, one forced fumble and eight passes defended.
- » Made the switch from cornerback to safety during the 2015 offseason. Played in 15 games with 14 starts in his first year on the active roster.
- » Played in 15 games with 14 starts in 2015. Totaled 68 tackles (59 solo) with three interceptions, one sack, one fumble recovery, and five passes defended.
- » Made his first NFL start vs. Philadelphia (9/14). Recorded seven tackles (five solo) and grabbed his first career interception, picking off QB Sam Bradford with 1:17 remaining in the game to secure a 26-24 Falcons win.
- » Posted a team-high six tackles (five solo) and recorded his first career sack against Tampa Bay (11/1/15). Dragged down QB Jameis Winston for a sack on a fourth-and-one play that gave the offense a chance send the game to overtime.
- » Spent the 2014 season as a member of the Falcons practice squad.

2016 GAME-BY-GAME STATISTICS

| DATE | OPP | TK | SO | SK | YDS | INT | YDS | FF | FR | PD |
|--------|------|-----|-----|-----|-----|-----|-----|----|----|----|
| 9/11 | TB | 7 | 5 | 0.0 | 0.0 | 0 | 0 | 0 | 0 | 0 |
| 9/18 | @OAK | 7 | 4 | 0.0 | 0.0 | 0 | 0 | 0 | 0 | 0 |
| 9/26 | @NO | 6 | 5 | 0.0 | 0.0 | 0 | 0 | 0 | 0 | 0 |
| 10/2 | CAR | 5 | 3 | 0.0 | 0.0 | 0 | 0 | 0 | 0 | 0 |
| 10/9 | @DEN | 1 | 1 | 0.0 | 0.0 | 1 | 0 | 0 | 0 | 1 |
| 10/16 | @SEA | 6 | 0 | 0.0 | 0.0 | 0 | 0 | 0 | 0 | 0 |
| 10/23 | SD | 8 | 7 | 0.0 | 0.0 | 0 | 0 | 0 | 0 | 0 |
| 10/30 | GB | 4 | 4 | 0.0 | 0.0 | 0 | 0 | 0 | 0 | 0 |
| 11/3 | @TB | 7 | 4 | 0.0 | 0.0 | 0 | 0 | 0 | 0 | 0 |
| 11/23 | @PHI | 5 | 5 | 0.0 | 0.0 | 0 | 0 | 0 | 0 | 0 |
| 11/27 | ARI | 5 | 4 | 0.0 | 0.0 | 0 | 0 | 0 | 0 | 0 |
| 12/4 | KC | 8 | 5 | 0.0 | 0.0 | 0 | 0 | 0 | 0 | 0 |
| 12/11 | @LA | 6 | 5 | 0.0 | 0.0 | 1 | 3 | 0 | 0 | 1 |
| 12/18 | SF | 5 | 3 | 0.0 | 0.0 | 0 | 0 | 0 | 0 | 0 |
| 12/24 | @CAR | 4 | 2 | 0.0 | 0.0 | 0 | 0 | 0 | 0 | 0 |
| 1/1 | NO | 6 | 4 | 0.0 | 0.0 | 0 | 0 | 0 | 0 | 1 |
| TOTALS | | 90 | 61 | 0.0 | 0.0 | 2 | 3 | 0 | 0 | 3 |
| CAREER | | 158 | 120 | 1.0 | 0.0 | 5 | 16 | 0 | 1 | 8 |

2016 POSTSEASON STATISTICS

| DATE | OPP | TK | SO | SK | YDS | INT | YDS | FF | FR | PD |
|--------|-----|----|----|-----|-----|-----|-----|----|----|----|
| 1/14 | SEA | 2 | 0 | 0.0 | 0.0 | 1 | 45 | 0 | 0 | 1 |
| 1/22 | GB | 5 | 3 | 0.0 | 0.0 | 1 | 0 | 0 | 0 | 1 |
| TOTALS | | 7 | 3 | 0.0 | 0.0 | 2 | 45 | 0 | 0 | 2 |

- » Notched his second career interception against Indianapolis (11/22), picking off QB Matt Hasselbeck at the Falcons two-yard line to prevent a Colts score. Also tallied three tackles.
- » Picked off QB Teddy Bridgewater in the end zone for his third interception of the season against Minnesota (11/29). Also added six total tackles (three solo). Recorded an interception in back-to-back games.
- » Logged eight tackles and recovered a Doug Martin fumble at Tampa Bay (12/6). The fumble recovery was the first of his career and marked his third straight game with a takeaway.

COLLEGE

- » Earned All-Big 10 honors all four years at Purdue and finished his career as the Boilermakers' record holder with four interception returns for touchdowns, 13 interceptions and 263 total tackles.

- » Led the Boilermakers with six interceptions during his senior season in 2013 while adding 53 tackles (42 solo), with four tackles for loss, and 12 passes defended.
- » Started 11 games as a junior in 2012, earning All-Big 10 honors after posting 46 tackles, (43 solo), four tackles for loss, one sack, one interception, four passes broken up, and one forced fumble.
- » Tallied 81 total tackles (62 solo), three tackles for loss, and a team-high three interceptions as a sophomore in 2011.
- » Started 12 games as a true freshman, earning second team Freshman All-America honors from Scout.com and was named a second team All-Big 10 selection. Tied for third on the team with 83 total tackles (56 solo), 3.5 tackles for loss, one sack, and a team-high three interceptions during his first season at Purdue in 2010.

- » Returned a pair of interceptions for touchdowns as a freshman in games, vs. Michigan (94 yards) and at No. 11 Michigan State (35 yards), while leading the Big 10 Conference with 129 total interception return yards.

PERSONAL

- » Attended Mainland (Daytona Beach, Fla.) High School where he was a first team Daytona Beach News Journal All-Area selection as senior after posting 64 tackles and two interceptions. Also played soccer and participated in track and field.
- » Majored in general health sciences at Purdue. Is a student of football as he enjoys training, studying film, and lifting weights.

ALLEN'S CAREER STATISTICS

| YEAR | GP/GS | TK | SO | AST | SK | YDS | INT | YDS | LG | TD | PD | FF | FR | YDS | TD |
|--------------|-------|--------------|------------|------------|-----------|------------|------------|----------|-----------|-----------|----------|----------|----------|----------|----------|
| 2015 | ATL | 15/14 | 68 | 59 | 9 | 1.0 | 0.0 | 3 | 13 | 13 | 0 | 5 | 0 | 1 | 0 |
| 2016 | ATL | 16/16 | 90 | 61 | 29 | 0.0 | 0.0 | 2 | 3 | 0 | 0 | 3 | 0 | 0 | 0 |
| TOTAL | | 31/30 | 158 | 120 | 38 | 1.0 | 0.0 | 5 | 16 | 13 | 0 | 8 | 0 | 1 | 0 |

ALLEN'S POSTSEASON STATISTICS

| YEAR | GP/GS | TK | SO | AST | SK | YDS | INT | YDS | LG | TD | PD | FF | FR | YDS | TD |
|--------------|-------|------------|----------|----------|----------|------------|------------|----------|-----------|-----------|----------|----------|----------|----------|----------|
| 2016 | ATL | 2/2 | 7 | 3 | 4 | 0.0 | 0.0 | 2 | 45 | 45 | 0 | 2 | 0 | 0 | 0 |
| TOTAL | | 2/2 | 7 | 3 | 4 | 0.0 | 0.0 | 2 | 45 | 45 | 0 | 2 | 0 | 0 | 0 |

ALLEN'S BEST GAMES

| TACKLES | SACKS | INTERCEPTIONS | PASSES DEFENSED |
|------------------------|--------------------|----------------------|----------------------|
| 8, Two Times | 1 vs. TB (11/1/15) | 1, Five Times | 1, Seven Times |
| Last vs. SD (10/23/16) | | Last @ LA (12/11/16) | Last @ LA (12/11/16) |
| 7, Three Times | | | |
| Last @ OAK (9/18/16) | | | |

2015 GAME-BY-GAME STATISTICS

| DATE | OPP | TK | SO | SK | YDS | INT | YDS | FF | FR | PD |
|---------------|------|-----------|-----------|------------|------------|----------|-----------|----------|----------|----------|
| 9/14 | PHI | 7 | 5 | 0.0 | 0.0 | 1 | 0 | 0 | 0 | 1 |
| 9/20 | @NYG | 3 | 3 | 0.0 | 0.0 | 0 | - | - | - | 0 |
| 9/27 | @DAL | 7 | 7 | 0.0 | 0.0 | 0 | 0 | 0 | 0 | 0 |
| 10/4 | HOU | INACTIVE | | | | | | | | |
| 10/11 | WAS | 3 | 2 | 0.0 | 0.0 | 0 | 0 | 0 | 0 | 0 |
| 10/15 | @NO | 5 | 5 | 0.0 | 0.0 | 0 | 0 | 0 | 0 | 1 |
| 10/25 | @TEN | 6 | 6 | 0.0 | 0.0 | 0 | 0 | 0 | 0 | 0 |
| 11/1 | TB | 6 | 5 | 1.0 | 0.0 | 0 | 0 | 0 | 0 | 0 |
| 11/8 | @SF | 1 | 1 | 0.0 | 0.0 | 0 | 0 | 0 | 0 | 0 |
| 11/22 | IND | 3 | 3 | 0.0 | 0.0 | 1 | 13 | 0 | 0 | 1 |
| 11/29 | MIN | 6 | 3 | 0.0 | 0.0 | 1 | 0 | 0 | 0 | 1 |
| 12/6 | @TB | 8 | 8 | 0.0 | 0.0 | 0 | 0 | 0 | 1 | 0 |
| 12/13 | @CAR | 3 | 3 | 0.0 | 0.0 | 0 | 0 | 0 | 0 | 1 |
| 12/20 | @JAX | 5 | 4 | 0.0 | 0.0 | 0 | 0 | 0 | 0 | 0 |
| 12/27 | CAR | 3 | 3 | 0.0 | 0.0 | 0 | 0 | 0 | 0 | 0 |
| 1/3 | NO | 2 | 1 | 0.0 | 0.0 | 0 | 0 | 0 | 0 | 0 |
| TOTALS | | 68 | 59 | 1.0 | 0.0 | 3 | 13 | 0 | 1 | 5 |
| CAREER | | 68 | 59 | 1.0 | 0.0 | 3 | 13 | 0 | 1 | 5 |

| | | | | | |
|-----------|--|-----------------------|-------------------------------|---------------------------|---|
| 95 | JONATHAN BABINEAUX DEFENSIVE TACKLE IOWA 12TH YEAR WITH FALCONS | | | |  |
| | HEIGHT: 6'2" | WEIGHT: 300 | BIRTHDATE: 10/12/81 | NFL EXP: 12 YRS | ACQUIRED: D2-'05 |

TRANSACTIONS

- » Selected as a second round (59th pick overall) draft choice by Atlanta in 2005.

2016 (FALCONS)

- » Played in all 16 games with six starts, totaling 22 tackles (14 solo) and one tackle for loss.
- » Dropped QB Russell Wilson for a six-yard sack in the Divisional Playoff against Seattle. Added three tackles and two tackle for loss in the win.

CAREER

- » In 12 seasons in a Falcons uniform, has compiled 456 tackles (314 solo), 27.0 sacks, four interceptions, 10 forced fumbles, 10 fumble recoveries, and 23 passes defended.
- » Played in all 16 games with four starts in his 11th season. Logged 31 tackles (23 solo) with 1.5 sacks, one interception, one forced fumble, and two passes defended.
- » Started 15 games on the defensive line and recorded 33 total tackles (14 solo) and two sacks in 2014.
- » Started all 16 games in 2013 on the defensive front, logging 48 tackles (35 solo) with seven tackles for loss, two fumble recoveries, and one sack.
- » Started all 16 games, seeing action at both defensive tackle and end in 2012. Totaled 42 tackles (33 solo) with 3.5 sacks, one interception, one forced fumble, once fumble recovery and five passes defended.
- » Collected four tackles (two solo) along with a sack and a fumble recovery in Atlanta's Divisional playoff win over Seattle (1/13/13).
- » Sacked QB Russell Wilson on a third-down play at the Falcons six-yard line in Atlanta's NFC Divisional win over Seattle (1/13/13). Babineaux's sack allowed the clock to run out and kept the Seahawks off of the scoreboard at the end of the first half.

2016 GAME-BY-GAME STATISTICS

| DATE | OPP | TK | SO | SK | YDS | INT | YDS | FF | FR | PD |
|--------|------|-----|-----|------|-------|-----|-----|----|----|----|
| 9/11 | TB | 2 | 2 | 0.0 | 0.0 | 0 | 0 | 0 | 0 | 0 |
| 9/18 | @OAK | 0 | 0 | 0.0 | 0.0 | 0 | 0 | 0 | 0 | 0 |
| 9/26 | @NO | 2 | 2 | 0.0 | 0.0 | 0 | 0 | 0 | 0 | 0 |
| 10/2 | CAR | 1 | 1 | 0.0 | 0.0 | 0 | 0 | 0 | 0 | 0 |
| 10/9 | @DEN | 1 | 0 | 0.0 | 0.0 | 0 | 0 | 0 | 0 | 0 |
| 10/16 | @SEA | 0 | 0 | 0.0 | 0.0 | 0 | 0 | 0 | 0 | 0 |
| 10/23 | SD | 0 | 0 | 0.0 | 0.0 | 0 | 0 | 0 | 0 | 0 |
| 10/30 | GB | 1 | 1 | 0.0 | 0.0 | 0 | 0 | 0 | 0 | 0 |
| 11/3 | @TB | 5 | 2 | 0.0 | 0.0 | 0 | 0 | 0 | 0 | 0 |
| 11/23 | @PHI | 1 | 0 | 0.0 | 0.0 | 0 | 0 | 0 | 0 | 0 |
| 11/27 | ARI | 1 | 1 | 0.0 | 0.0 | 0 | 0 | 0 | 0 | 0 |
| 12/4 | KC | 2 | 1 | 0.0 | 0.0 | 0 | 0 | 0 | 0 | 0 |
| 12/11 | @LA | 3 | 2 | 0.0 | 0.0 | 0 | 0 | 0 | 0 | 0 |
| 12/18 | SF | 0 | 0 | 0.0 | 0.0 | 0 | 0 | 0 | 0 | 0 |
| 12/24 | @CAR | 1 | 0 | 0.0 | 0.0 | 0 | 0 | 0 | 0 | 0 |
| 1/1 | NO | 2 | 2 | 0.0 | 0.0 | 0 | 0 | 0 | 0 | 0 |
| TOTALS | | 22 | 14 | 0.0 | 0.0 | 0 | 0 | 0 | 0 | 0 |
| CAREER | | 456 | 314 | 27.0 | 178.5 | 4 | 3 | 10 | 10 | 23 |

2016 POSTSEASON STATISTICS

| DATE | OPP | TK | SO | SK | YDS | INT | YDS | FF | FR | PD |
|--------|-----|----|----|-----|-----|-----|-----|----|----|----|
| 1/14 | SEA | 3 | 3 | 1.0 | 6 | 0 | 0 | 0 | 0 | 0 |
| 1/22 | GB | 0 | 0 | 0.0 | 0 | 0 | 0 | 0 | 0 | 0 |
| TOTALS | | 3 | 3 | 1.0 | 6 | 0 | 0 | 0 | 0 | 0 |

- » Anchored a defensive line that produced 46 tackles behind the line of scrimmage, which ranked tied for seventh in the NFL in 2012.
- » Recovered a fumble and returned it 15 yards for his second career touchdown against Arizona (11/18). Also added a pair of solo tackles in the win.
- » Posted his third career interception, picking off Saints QB Drew Brees and notching two tackles in a win over New Orleans (11/29). Atlanta intercepted Brees five times in the game and snapped his NFL record streak of 54 straight games with a touchdown pass.
- » Started all 13 games in which he appeared and posted 25 tackles (14 solo), three tackles for loss, and one sack in 2011.
- » In 2010, posted 31 tackles (21 solo), one interception, two forced fumbles, one fumble recovery and one defensive touchdown.

- » Posted two tackles and recovered a fumble in the endzone for his first career touchdown at Seattle (12/19/10).
- » Led the team with six sacks in 2009 while adding a career-high 58 tackles.
- » In 2008, ranked fourth in the NFL in tackles for loss with 9.5 according to STATS, Inc.
- » Selected to the 2008 USA Today All-Joe team.
- » Ranked second among NFL defensive tackles in tackles for loss (8.5) in 2009 while ranking third in the category in 2006..
- » First-team all-conference linebacker and team captain as a senior, while also competing at defensive end, fullback and punter. Also a member of the number one ranked basketball team in the state of Texas.
- » Jonathan's brother, Jordan, played defensive back for the Seattle Seahawks and Tennessee Titans.
- » Born Jonathan Babineaux on October 12, 1981 in Port Arthur, Texas.
- » In October 2010, attended the Falcons 2nd annual Dazzle and Dine event at Wildfire Grill in Atlanta. This event provides a special dinner for breast cancer survivors and their guests as they are given the opportunity to enjoy a special meal alongside several Falcons players. The ladies are also treated to a special pampering day at Jamison Shaw Hairdressers in Atlanta.

COLLEGE

- » Four-year letterman at Iowa, starting 31 of 42 games and recording 131 tackles, 19 sacks, five forced fumbles, four fumble recoveries and one interception.
- » Earned All-America and first-team All-Big Ten honors as the team's Most Valuable Player on defense after leading the conference with 11.0 sacks as a senior. Also named the recipient of the Big Ten Conference Sportsmanship Award.
- » Participated in the Extra Yard partnership program and purchased 40 season tickets and t-shirts for various charities in metro Atlanta.
- » During the 2010 holiday season, Babineaux baked holiday cookies and distributed gifts to preschoolers from one of Easter Seals North Georgia's Early Education Centers.

PERSONAL

- » Lettered in football, baseball and basketball at Lincoln (Port Arthur, TX) High School.



Jonathan Babineaux is the longest tenured active Falcon.

BABINEAUX'S CAREER STATISTICS

| YEAR | GP/GS | TK | SO | AST | SK | YDS | INT | YDS | LG | TD | PD | FF | FR | YDS | TD |
|--------------|----------------|------------|------------|------------|-------------|--------------|----------|----------|----------|----------|-----------|-----------|-----------|-----------|----------|
| 2005 | ATL | 16/6 | 36 | 22 | 14 | 0.5 | 6 | 0 | 0 | 0 | 0 | 1 | 0 | 1 | 0 |
| 2006 | ATL | 16/1 | 38 | 25 | 13 | 1.0 | 10.0 | 1 | 6 | 6 | 0 | 3 | 1 | 1 | 0 |
| 2007 | ATL | 14/9 | 53 | 37 | 16 | 3.0 | 17.0 | 0 | 0 | 0 | 0 | 2 | 2 | 1 | 0 |
| 2008 | ATL | 16/15 | 38 | 30 | 8 | 3.5 | 26.5 | 0 | 0 | 0 | 0 | 2 | 0 | 1 | 0 |
| 2009 | ATL | 16/16 | 58 | 44 | 14 | 6.0 | 35.5 | 0 | 0 | 0 | 0 | 2 | 2 | 2 | 0 |
| 2010 | ATL | 15/15 | 31 | 21 | 10 | 4.0 | 32.0 | 1 | 0 | 0 | 0 | 2 | 2 | 1 | 0 |
| 2011 | ATL | 13/13 | 25 | 14 | 11 | 1.0 | 3.0 | 0 | 0 | 0 | 0 | 3 | 0 | 0 | 0 |
| 2012 | ATL | 16/16 | 42 | 33 | 9 | 3.5 | 15.5 | 1 | -2 | -2 | 0 | 5 | 1 | 1 | 1 |
| 2013 | ATL | 16/16 | 49 | 37 | 12 | 1.0 | 7.0 | 0 | 0 | 0 | 0 | 0 | 1 | 2 | 0 |
| 2014 | ATL | 15/15 | 33 | 14 | 19 | 2.0 | 12.0 | 0 | 0 | 0 | 0 | 1 | 0 | 0 | 0 |
| 2015 | ATL | 16/4 | 31 | 23 | 8 | 1.5 | 14.0 | 1 | -1 | 0 | 0 | 2 | 1 | 0 | 0 |
| 2016 | ATL | 16/6 | 22 | 14 | 8 | 0.0 | 0.0 | 0 | 0 | 0 | 0 | 0 | 0 | 0 | 0 |
| TOTAL | 185/133 | 456 | 312 | 142 | 27.0 | 178.5 | 4 | 3 | 6 | 0 | 23 | 10 | 10 | 27 | 2 |

BABINEAUX'S POSTSEASON STATISTICS

| YEAR | GP/GS | TK | SO | AST | SK | YDS | INT | YDS | LG | TD | PD | FF | FR | YDS | TD |
|--------------|------------|-----------|-----------|----------|------------|-------------|----------|----------|----------|----------|----------|----------|----------|----------|----------|
| 2008 | ATL | 1/1 | 3 | 2 | 1 | 0.0 | 0.0 | 0 | 0 | 0 | 0 | 0 | 0 | 0 | 0 |
| 2010 | ATL | 1/1 | 3 | 0 | 3 | 0.5 | 5.0 | 0 | 0 | 0 | 0 | 0 | 0 | 0 | 0 |
| 2011 | ATL | 1/1 | 3 | 1 | 2 | 0.0 | 0.0 | 0 | 0 | 0 | 0 | 0 | 0 | 0 | 0 |
| 2012 | ATL | 2/2 | 8 | 5 | 3 | 1.0 | 9.0 | 0 | 0 | 0 | 0 | 0 | 0 | 0 | 0 |
| 2016 | ATL | 2/1 | 3 | 3 | 0 | 1.0 | 6.0 | 0 | 0 | 0 | 0 | 0 | 0 | 0 | 0 |
| TOTAL | 7/6 | 20 | 11 | 9 | 2.5 | 20.0 | 0 | 0 | 0 | 0 | 0 | 0 | 0 | 0 | 0 |

BABINEAUX'S BEST GAMES

| TACKLES | SACKS | INTERCEPTIONS | PASSES DEFENSED |
|-----------------------|-----------------------|------------------------|----------------------|
| 11 vs. WAS (11/8/09) | 2.5 vs. WAS (11/8/09) | 1, Four Times | 2 vs. TEN (11/20/11) |
| 8, Two Times | 2 @ JAX (9/16/07) | Last vs. HOU (10/4/15) | |
| Last @ SEA (11/10/13) | 1.5 @SD (11/30/08) | | |

| 2015 GAME-BY-GAME STATISTICS | | | | | | | | | | | | |
|------------------------------|------|-----|-----|------|-------|-----|-----|----|----|----|--|--|
| DATE | OPP | TK | SO | SK | YDS | INT | YDS | FF | FR | PD | | |
| 9/14 | PHI | 3 | 1 | 0.0 | 0.0 | 0 | 0 | 0 | 0 | 0 | | |
| 9/20 | @NYG | 6 | 4 | 0.0 | 0.0 | 0 | 0 | 0 | 0 | 0 | | |
| 9/27 | @DAL | 1 | 0 | 0.0 | 0.0 | 0 | 0 | 0 | 0 | 0 | | |
| 10/4 | HOU | 1 | 1 | 0.0 | 0.0 | 1 | -1 | 0 | 0 | 1 | | |
| 10/11 | WAS | 2 | 2 | 0.0 | 0.0 | 0 | 0 | 0 | 0 | 0 | | |
| 10/15 | @NO | 1 | 1 | 0.0 | 0.0 | 0 | 0 | 0 | 0 | 0 | | |
| 10/25 | @TEN | 0 | 0 | 0.0 | 0.0 | 0 | 0 | 0 | 0 | 0 | | |
| 11/1 | TB | 1 | 1 | 0.0 | 0.0 | 0 | 0 | 0 | 0 | 0 | | |
| 11/8 | @SF | 3 | 3 | 0.0 | 0.0 | 0 | 0 | 0 | 0 | 1 | | |
| 11/22 | IND | 0 | 0 | 0.0 | 0.0 | 0 | 0 | 0 | 0 | 0 | | |
| 11/29 | MIN | 4 | 3 | 0.0 | 0.0 | 0 | 0 | 0 | 0 | 0 | | |
| 12/6 | @TB | 2 | 2 | 0.0 | 0.0 | 0 | 0 | 0 | 0 | 0 | | |
| 12/13 | @CAR | 3 | 2 | 1.0 | 6.0 | 0 | 0 | 0 | 0 | 0 | | |
| 12/20 | @JAX | 1 | 1 | 0.0 | 0.0 | 0 | 0 | 1 | 0 | 0 | | |
| 12/27 | CAR | 1 | 0 | 0.5 | 8.0 | 0 | 0 | 0 | 0 | 0 | | |
| 1/3 | NO | 2 | 2 | 0.0 | 0.0 | 0 | 0 | 0 | 0 | 0 | | |
| TOTALS | | 31 | 23 | 1.5 | 14.0 | 1 | -1 | 1 | 0 | 2 | | |
| CAREER | | 434 | 300 | 27.0 | 178.5 | 4 | 3 | 10 | 10 | 23 | | |

| 2014 GAME-BY-GAME STATISTICS | | | | | | | | | | | | |
|------------------------------|------|-----|-----|------|----------|-----|-----|----|----|----|--|--|
| DATE | OPP | TK | SO | SK | YDS | INT | YDS | FF | FR | PD | | |
| 9/7 | NO | 3 | 0 | 0.0 | 0.0 | 0 | 0 | 0 | 0 | 0 | | |
| 9/15 | @CIN | 2 | 2 | 0.0 | 0.0 | 0 | 0 | 0 | 0 | 0 | | |
| 9/18 | TB | 0 | 0 | 0 | 0.0 | 0 | 0 | 0 | 0 | 0 | | |
| 9/28 | @MIN | 3 | 0 | 0.0 | 0.0 | 0 | 0 | 0 | 0 | 0 | | |
| 10/5 | @NYG | 0 | 0 | 0.0 | 0.0 | 0 | 0 | 0 | 0 | 0 | | |
| 10/12 | CHI | 2 | 2 | 0.0 | 0.0 | 0 | 0 | 0 | 0 | 0 | | |
| 10/19 | @BAL | 1 | 0 | 0.0 | 0.0 | 0 | 0 | 0 | 0 | 0 | | |
| 10/26 | DET | | | | INACTIVE | | | | | | | |
| 11/9 | @TB | 3 | 1 | 1.0 | 5.0 | 0 | 0 | 0 | 0 | 0 | | |
| 11/16 | @CAR | 4 | 3 | 0.0 | 0.0 | 0 | 0 | 0 | 0 | 0 | | |
| 11/23 | CLE | 3 | 1 | 0.0 | 0.0 | 0 | 0 | 0 | 0 | 0 | | |
| 11/30 | ARI | 1 | 1 | 0.0 | 0.0 | 0 | 0 | 0 | 0 | 1 | | |
| 12/8 | @GB | 5 | 2 | 0.0 | 0.0 | 0 | 0 | 0 | 0 | 0 | | |
| 12/14 | PIT | 0 | 0 | 0.0 | 0.0 | 0 | 0 | 0 | 0 | 0 | | |
| 12/21 | @NO | 2 | 2 | 1.0 | 7.0 | 0 | 0 | 0 | 0 | 0 | | |
| 12/28 | CAR | 4 | 0 | 0.0 | 0.0 | 0 | 0 | 0 | 0 | 0 | | |
| TOTALS | | 33 | 14 | 2.0 | 12.0 | 0 | 0 | 0 | 0 | 1 | | |
| CAREER | | 403 | 277 | 25.5 | 164.5 | 3 | 4 | 9 | 10 | 21 | | |

| 2013 GAME-BY-GAME STATISTICS | | | | | | | | | | | | |
|------------------------------|------|-----|-----|------|-------|-----|-----|----|----|----|--|--|
| DATE | OPP | TK | SO | SK | YDS | INT | YDS | FF | FR | PD | | |
| 9/8 | @NO | 3 | 3 | 0.0 | 0.0 | 0 | 0 | 0 | 0 | 0 | | |
| 9/15 | STL | 0 | 0 | 0.0 | 0.0 | 0 | 0 | 0 | 0 | 0 | | |
| 9/22 | @MIA | 3 | 3 | 0.0 | 0.0 | 0 | 0 | 0 | 0 | 0 | | |
| 9/29 | NE | 4 | 1 | 0.0 | 0.0 | 0 | 0 | 0 | 0 | 0 | | |
| 10/7 | NYJ | 3 | 3 | 0.0 | 0.0 | 0 | 0 | 0 | 0 | 0 | | |
| 10/20 | TB | 3 | 3 | 0.0 | 0.0 | 0 | 0 | 0 | 0 | 0 | | |
| 10/27 | @ARZ | 7 | 7 | 1.0 | 7.0 | 0 | 0 | 1 | 0 | 0 | | |
| 11/3 | @CAR | 2 | 1 | 0.0 | 0.0 | 0 | 0 | 0 | 0 | 0 | | |
| 11/10 | SEA | 8 | 6 | 0.0 | 0.0 | 0 | 0 | 0 | 0 | 0 | | |
| 11/17 | @TB | - | - | - | - | - | - | - | - | - | | |
| 11/21 | NO | 3 | 3 | 0.0 | 0.0 | 0 | 0 | 0 | 0 | 0 | | |
| 12/1 | @BUF | 3 | 2 | 0.0 | 0.0 | 0 | 0 | 0 | 0 | 0 | | |
| 12/8 | @GB | 3 | 2 | 0.0 | 0.0 | 0 | 0 | 0 | 0 | 0 | | |
| 12/15 | WAS | 2 | 2 | 0.0 | 0.0 | 0 | 0 | 0 | 2 | 0 | | |
| 12/23 | @SF | 0 | 0 | 0.0 | 0.0 | 0 | 0 | 0 | 0 | 0 | | |
| 12/29 | CAR | 5 | 1 | 0.0 | 0.0 | 0 | 0 | 0 | 0 | 0 | | |
| TOTALS | | 49 | 37 | 1.0 | 7.0 | 0 | 0 | 1 | 2 | 0 | | |
| CAREER | | 370 | 263 | 23.5 | 152.5 | 3 | 4 | 9 | 10 | 20 | | |

| 2012 GAME-BY-GAME STATISTICS | | | | | | | | | | | | |
|------------------------------|------|-----|-----|------|-------|-----|-----|----|----|----|--|--|
| DATE | OPP | TK | SO | SK | YDS | INT | YDS | FF | FR | PD | | |
| 9/9 | @KC | 2 | 1 | 1.0 | 1.0 | 0 | 0 | 0 | 0 | 1 | | |
| 9/17 | DEN | 2 | 1 | 1.0 | 2.0 | 0 | 0 | 0 | 0 | 0 | | |
| 9/23 | @SD | 1 | 1 | 0.0 | 0.0 | 0 | 0 | 0 | 0 | 0 | | |
| 9/30 | CAR | 4 | 4 | 0.0 | 0.0 | 0 | 0 | 0 | 0 | 0 | | |
| 10/7 | @WAS | 4 | 4 | 0.5 | 3.5 | 0 | 0 | 0 | 0 | 0 | | |
| 10/14 | OAK | 6 | 4 | 0.0 | 0.0 | 0 | 0 | 1 | 0 | 0 | | |
| 10/28 | @PHI | 1 | 1 | 0.0 | 0.0 | 0 | 0 | 0 | 0 | 0 | | |
| 11/4 | DAL | 7 | 5 | 1.0 | 9.0 | 0 | 0 | 0 | 0 | 1 | | |
| 11/11 | @NO | 2 | 1 | 0.0 | 0.0 | 0 | 0 | 0 | 0 | 0 | | |
| 11/18 | ARZ | 2 | 2 | 0.0 | 0.0 | 0 | 0 | 0 | 1 | 0 | | |
| 11/25 | @TB | 3 | 2 | 0.0 | 0.0 | 0 | 0 | 0 | 0 | 0 | | |
| 11/29 | NO | 2 | 2 | 0.0 | 0.0 | 1 | -2 | 0 | 0 | 1 | | |
| 12/9 | @CAR | 0 | 0 | 0.0 | 0.0 | 0 | 0 | 0 | 0 | 0 | | |
| 12/16 | NYG | 0 | 0 | 0.0 | 0.0 | 0 | 0 | 0 | 0 | 1 | | |
| 12/22 | @DET | 4 | 3 | 0.0 | 0.0 | 0 | 0 | 0 | 0 | 1 | | |
| 12/30 | TB | 2 | 2 | 0.0 | 0.0 | 0 | 0 | 0 | 0 | 0 | | |
| TOTALS | | 42 | 33 | 3.5 | 15.5 | 1 | -2 | 1 | 1 | 5 | | |
| CAREER | | 321 | 226 | 22.5 | 145.5 | 3 | 4 | 8 | 8 | 20 | | |

| 2012 POSTSEASON STATISTICS | | | | | | | | | | | | |
|----------------------------|-----|----|----|-----|-----|-----|-----|----|----|----|--|--|
| DATE | OPP | TK | SO | SK | YDS | INT | YDS | FF | FR | PD | | |
| 1/13 | SEA | 4 | 2 | 1.0 | 9.0 | 0 | 0 | 0 | 1 | 0 | | |
| 1/20 | SF | 4 | 3 | 0.0 | 0.0 | 0 | 0 | 0 | 0 | 0 | | |
| TOTALS | | 8 | 5 | 1.0 | 9.0 | 0 | 0 | 0 | 1 | 0 | | |

| 2011 GAME-BY-GAME STATISTICS | | | | | | | | | | | |
|------------------------------|------|----|----|-----|----------|-----|-----|----|----|----|--|
| DATE | OPP | TK | SO | SK | YDS | INT | YDS | FF | FR | PD | |
| 9/11 | @CHI | 1 | 0 | 0.0 | 0.0 | 0 | 0 | 0 | 0 | 0 | |
| 9/18 | PHI | | | | INACTIVE | | | | | | |
| 9/25 | @TB | | | | INACTIVE | | | | | | |
| 10/2 | @SEA | | | | INACTIVE | | | | | | |
| 10/9 | GB | 1 | 0 | 0.0 | 0.0 | 0 | 0 | 0 | 0 | 0 | |
| 10/16 | CAR | 4 | 2 | 0.0 | 0.0 | 0 | 0 | 0 | 0 | 0 | |
| 10/23 | @DET | 3 | 2 | 0.0 | 0.0 | 0 | 0 | 0 | 0 | 1 | |
| 11/6 | @IND | 2 | 2 | 1.0 | 3.0 | 0 | 0 | 0 | 0 | 0 | |
| 11/13 | NO | 4 | 3 | 0.0 | 0.0 | 0 | 0 | 0 | 0 | 0 | |
| 11/20 | TEN | 3 | 3 | 0.0 | 0.0 | 0 | 0 | 0 | 0 | 2 | |
| 11/27 | MIN | 0 | 0 | 0.0 | 0.0 | 0 | 0 | 0 | 0 | 0 | |
| 12/4 | @HOU | 0 | 0 | 0.0 | 0.0 | 0 | 0 | 0 | 0 | 0 | |
| 12/11 | @CAR | 3 | 1 | 0.0 | 0.0 | 0 | 0 | 0 | 0 | 0 | |
| 12/15 | JAX | 2 | 0 | 0.0 | 0.0 | 0 | 0 | 0 | 0 | 0 | |
| 12/26 | @NO | 0 | 0 | 0.0 | 0.0 | 0 | 0 | 0 | 0 | 0 | |
| 1/1 | TB | 2 | 1 | 0.0 | 0.0 | 0 | 0 | 0 | 0 | 0 | |
| TOTALS | | 25 | 14 | 1.0 | 3.0 | 0 | 0 | 0 | 0 | 3 | |

| 2011 POSTSEASON STATISTICS | | | | | | | | | | | |
|----------------------------|-------|----|----|-----|-----|-----|-----|----|----|----|--|
| DATE | OPP | TK | SO | SK | YDS | INT | YDS | FF | FR | PD | |
| 1/8 | @ NYG | 3 | 1 | 0.0 | 0.0 | 0 | 0 | 0 | 0 | 0 | |
| TOTALS | | 3 | 1 | 0.0 | 0.0 | 0 | 0 | 0 | 0 | 0 | |

| 2009 GAME-BY-GAME STATISTICS | | | | | | | | | | | |
|------------------------------|------|----|----|-----|------|-----|-----|----|----|----|--|
| DATE | OPP | TK | SO | SK | YDS | INT | YDS | FF | FR | PD | |
| 9/13 | MIA | 2 | 2 | 0.0 | 0.0 | 0 | 0 | 0 | 2 | 0 | |
| 9/20 | CAR | 2 | 2 | 0.0 | 0.0 | 0 | 0 | 0 | 0 | 0 | |
| 9/27 | @NE | 2 | 1 | 0.0 | 0.0 | 0 | 0 | 0 | 0 | 0 | |
| 10/11 | @SF | 2 | 2 | 0.0 | 0.0 | 0 | 0 | 0 | 0 | 0 | |
| 10/18 | CHI | 2 | 1 | 0.5 | 3.5 | 0 | 0 | 1 | 0 | 1 | |
| 10/25 | @DAL | 0 | 0 | 0.0 | 0.0 | 0 | 0 | 0 | 0 | 0 | |
| 11/2 | @NO | 4 | 3 | 1.0 | 7.0 | 0 | 0 | 0 | 0 | 0 | |
| 11/8 | WSH | 11 | 9 | 2.5 | 12.0 | 0 | 0 | 0 | 0 | 0 | |
| 11/15 | @CAR | 4 | 4 | 0.0 | 0.0 | 0 | 0 | 0 | 0 | 0 | |
| 11/22 | @NYG | 4 | 1 | 0.0 | 0.0 | 0 | 0 | 0 | 0 | 0 | |
| 11/29 | TB | 6 | 5 | 1.0 | 5.0 | 0 | 0 | 1 | 0 | 1 | |
| 12/6 | PHI | 2 | 1 | 0.0 | 0.0 | 0 | 0 | 0 | 0 | 0 | |
| 12/13 | NO | 4 | 2 | 0.0 | 0.0 | 0 | 0 | 0 | 0 | 0 | |
| 12/20 | @NYJ | 3 | 2 | 0.0 | 0.0 | 0 | 0 | 0 | 0 | 0 | |
| 12/27 | BUF | 4 | 4 | 1.0 | 8.0 | 0 | 0 | 0 | 0 | 0 | |
| 1/3 | @TB | 6 | 5 | 0.0 | 0.0 | 0 | 0 | 0 | 0 | 0 | |
| TOTALS | | 58 | 44 | 6.0 | 35.5 | 0 | 0 | 2 | 2 | 2 | |

| 2010 GAME-BY-GAME STATISTICS | | | | | | | | | | | |
|------------------------------|------|----|----|-----|-----------|-----|-----|----|----|----|--|
| DATE | OPP | TK | SO | SK | YDS | INT | YDS | FF | FR | PD | |
| 9/12 | PIT | | | | SUSPENDED | | | | | | |
| 9/19 | ARI | 2 | 1 | 1.0 | 6.0 | 0 | 0 | 1 | 0 | 0 | |
| 9/26 | @NO | 4 | 1 | 1.0 | 2.0 | 0 | 0 | 0 | 0 | 0 | |
| 10/3 | SF | 1 | 1 | 0.0 | 0.0 | 0 | 0 | 0 | 0 | 0 | |
| 10/10 | @CLE | 2 | 2 | 0.0 | 0.0 | 0 | 0 | 1 | 0 | 0 | |
| 10/17 | @PHI | 3 | 2 | 0.0 | 0.0 | 0 | 0 | 0 | 0 | 1 | |
| 10/24 | CIN | 1 | 1 | 0.0 | 0.0 | 0 | 0 | 0 | 0 | 0 | |
| 11/7 | TB | 1 | 1 | 0.0 | 0.0 | 1 | 0 | 0 | 0 | 1 | |
| 11/11 | BAL | 2 | 1 | 0.0 | 0.0 | 0 | 0 | 0 | 0 | 0 | |
| 11/21 | @STL | 1 | 1 | 0.0 | 0.0 | 0 | 0 | 0 | 0 | 0 | |
| 11/28 | GB | 3 | 3 | 0.0 | 0.0 | 0 | 0 | 0 | 0 | 0 | |
| 12/5 | @TB | 2 | 1 | 1.0 | 9.0 | 0 | 0 | 0 | 0 | 0 | |
| 12/12 | @CAR | 3 | 2 | 0.0 | 0.0 | 0 | 0 | 0 | 0 | 0 | |
| 12/19 | @SEA | 2 | 2 | 0.0 | 0.0 | 0 | 0 | 0 | 1 | 0 | |
| 12/27 | NO | 1 | 0 | 0.0 | 0.0 | 0 | 0 | 0 | 0 | 0 | |
| 1/2 | CAR | 3 | 2 | 1.0 | 15.0 | 0 | 0 | 0 | 0 | 0 | |
| TOTALS | | 31 | 21 | 4.0 | 32.0 | 1 | 0 | 2 | 1 | 2 | |

| 2010 POSTSEASON STATISTICS | | | | | | | | | | | |
|----------------------------|-----|----|----|-----|-----|-----|-----|----|----|----|--|
| DATE | OPP | TK | SO | SK | YDS | INT | YDS | FF | FR | PD | |
| 1/15 | GB | 3 | 0 | 0.5 | 5.0 | 0 | 0 | 0 | 0 | 0 | |
| TOTALS | | 3 | 0 | 0.5 | 5.0 | 0 | 0 | 0 | 0 | 0 | |

| 2008 GAME-BY-GAME STATISTICS | | | | | | | | | | | |
|------------------------------|------|----|----|-----|------|-----|-----|----|----|----|--|
| DATE | OPP | TK | SO | SK | YDS | INT | YDS | FF | FR | PD | |
| 9/7 | DET | 3 | 3 | 0.0 | 0.0 | 0 | 0 | 0 | 0 | 0 | |
| 9/14 | @TB | 3 | 2 | 1.0 | 8.0 | 0 | 0 | 0 | 0 | 0 | |
| 9/21 | KC | 3 | 3 | 0.0 | 0.0 | 0 | 0 | 0 | 0 | 0 | |
| 9/28 | @CAR | 3 | 2 | 0.0 | 0.0 | 0 | 0 | 0 | 0 | 0 | |
| 10/5 | @GB | 2 | 1 | 0.0 | 0.0 | 0 | 0 | 0 | 0 | 0 | |
| 10/12 | CHI | 5 | 4 | 0.0 | 0.0 | 0 | 0 | 0 | 0 | 0 | |
| 10/26 | @PHI | 1 | 1 | 0.0 | 0.0 | 0 | 0 | 0 | 0 | 0 | |
| 11/2 | @OAK | 1 | 1 | 0.0 | 0.0 | 0 | 0 | 0 | 1 | 0 | |
| 11/9 | NO | 0 | 0 | 0.0 | 0.0 | 0 | 0 | 0 | 0 | 0 | |
| 11/16 | DEN | 2 | 2 | 1.0 | 8.0 | 0 | 0 | 0 | 0 | 0 | |
| 11/23 | CAR | 3 | 1 | 0.0 | 0.0 | 0 | 0 | 0 | 0 | 1 | |
| 11/30 | @SD | 2 | 2 | 1.5 | 10.5 | 0 | 0 | 0 | 0 | 1 | |
| 12/7 | @NO | 3 | 2 | 0.0 | 0.0 | 0 | 0 | 0 | 0 | 0 | |
| 12/14 | TB | 3 | 3 | 0.0 | 0.0 | 0 | 0 | 0 | 0 | 0 | |
| 12/21 | @MIN | 1 | 1 | 0.0 | 0.0 | 0 | 0 | 0 | 0 | 0 | |
| 12/28 | STL | 3 | 2 | 0.0 | 0.0 | 0 | 0 | 0 | 0 | 0 | |
| TOTALS | | 38 | 30 | 3.5 | 26.5 | 0 | 0 | 0 | 1 | 2 | |

| 2008 POSTSEASON STATISTICS | | | | | | | | | | | |
|----------------------------|-------|----|----|-----|-----|-----|-----|----|----|----|--|
| DATE | OPP | TK | SO | SK | YDS | INT | YDS | FF | FR | PD | |
| 1/3 | @ ARZ | 3 | 2 | 0.0 | 0.0 | 0 | 0 | 0 | 0 | 0 | |
| TOTALS | | 3 | 2 | 0.0 | 0.0 | 0 | 0 | 0 | 0 | 0 | |

| 2007 GAME-BY-GAME STATISTICS | | | | | | | | | | | |
|------------------------------|------|----|----|-----|----------|-----|-----|----|----|----|--|
| DATE | OPP | TK | SO | SK | YDS | INT | YDS | FF | FR | PD | |
| 9/9 | @MIN | 3 | 1 | 0.0 | 0.0 | 0 | 0 | 0 | 0 | 0 | |
| 9/16 | @JAX | 2 | 2 | 2.0 | 9.0 | 0 | 0 | 1 | 0 | 0 | |
| 9/23 | CAR | 3 | 2 | 0.0 | 0.0 | 0 | 0 | 0 | 0 | 1 | |
| 9/30 | HOU | | | | INACTIVE | | | | | | |
| 10/7 | @TEN | | | | INACTIVE | | | | | | |
| 10/15 | NYG | 3 | 2 | 0.0 | 0.0 | 0 | 0 | 0 | 0 | 0 | |
| 10/21 | @NO | 2 | 1 | 0.0 | 0.0 | 0 | 0 | 0 | 0 | 0 | |
| 11/4 | SF | 3 | 1 | 0.0 | 0.0 | 0 | 0 | 0 | 0 | 0 | |
| 11/11 | @CAR | 2 | 0 | 0.0 | 0.0 | 0 | 0 | 0 | 0 | 0 | |
| 11/18 | TB | 5 | 5 | 0.0 | 0.0 | 0 | 0 | 0 | 0 | 0 | |
| 11/22 | IND | 1 | 1 | 0.0 | 0.0 | 0 | 0 | 0 | 0 | 0 | |
| 12/2 | @STL | 5 | 3 | 0.0 | 0.0 | 0 | 0 | 0 | 0 | 0 | |
| 12/10 | NO | 4 | 3 | 0.0 | 0.0 | 0 | 0 | 0 | 0 | 0 | |
| 12/16 | @TB | 7 | 3 | 0.0 | 0.0 | 0 | 0 | 0 | 0 | 0 | |
| 12/23 | @ARZ | 8 | 8 | 0.0 | 0.0 | 0 | 0 | 0 | 0 | 1 | |
| 12/30 | SEA | 5 | 5 | 1.0 | 8.0 | 0 | 0 | 1 | 1 | 0 | |
| TOTALS | | 53 | 37 | 3.0 | 17.0 | 0 | 0 | 2 | 1 | 2 | |

| 2005 GAME-BY-GAME STATISTICS | | | | | | | | | | | |
|------------------------------|------|----|----|-----|-----|-----|-----|----|----|----|--|
| DATE | OPP | TK | SO | SK | YDS | INT | YDS | FF | FR | PD | |
| 9/12 | PHI | 1 | 1 | 0.0 | 0.0 | 0 | 0 | 0 | 1 | 0 | |
| 9/18 | @SEA | 2 | 1 | 0.0 | 0.0 | 0 | 0 | 0 | 0 | 0 | |
| 9/25 | @BUF | 1 | 1 | 0.0 | 0.0 | 0 | 0 | 0 | 0 | 0 | |
| 10/2 | MIN | 0 | 0 | 0.0 | 0.0 | 0 | 0 | 0 | 0 | 0 | |
| 10/9 | NE | 1 | 0 | 0.0 | 0.0 | 0 | 0 | 0 | 0 | 0 | |
| 10/16 | @NO | 3 | 1 | 0.0 | 0.0 | 0 | 0 | 0 | 0 | 0 | |
| 10/24 | NYJ | 0 | 0 | 0.0 | 0.0 | 0 | 0 | 0 | 0 | 0 | |
| 11/6 | @MIA | 5 | 2 | 0.0 | 0.0 | 0 | 0 | 0 | 0 | 0 | |
| 11/13 | GB | 2 | 0 | 0.5 | 6.0 | 0 | 0 | 0 | 0 | 0 | |
| 11/20 | TB | 3 | 3 | 0.0 | 0.0 | 0 | 0 | 0 | 0 | 0 | |
| 11/24 | @DET | 3 | 2 | 0.0 | 0.0 | 0 | 0 | 0 | 0 | 0 | |
| 12/4 | @CAR | 5 | 3 | 0.0 | 0.0 | 0 | 0 | 0 | 0 | 0 | |
| 12/12 | NO | 0 | 0 | 0.0 | 0.0 | 0 | 0 | 0 | 0 | 0 | |
| 12/18 | @CHI | 3 | 2 | 0.0 | 0.0 | 0 | 0 | 0 | 0 | 0 | |
| 12/24 | @TB | 5 | 5 | 0.0 | 0.0 | 0 | 0 | 0 | 0 | 1 | |
| 1/1 | CAR | 2 | 1 | 0.0 | 0.0 | 0 | 0 | 0 | 0 | 0 | |
| TOTALS | | 36 | 22 | 0.5 | 6.0 | 0 | 0 | 0 | 1 | 1 | |

| 2006 GAME-BY-GAME STATISTICS | | | | | | | | | | | |
|------------------------------|------|----|----|-----|------|-----|-----|----|----|----|--|
| DATE | OPP | TK | SO | SK | YDS | INT | YDS | FF | FR | PD | |
| 9/10 | @CAR | 2 | 1 | 0.0 | 0.0 | 0 | 0 | 0 | 0 | 0 | |
| 9/17 | TB | 2 | 1 | 0.0 | 0.0 | 0 | 0 | 0 | 0 | 0 | |
| 9/25 | @NO | 3 | 3 | 0.0 | 0.0 | 0 | 0 | 0 | 0 | 0 | |
| 10/1 | ARZ | 1 | 0 | 0.0 | 0.0 | 0 | 0 | 0 | 0 | 0 | |
| 10/15 | NYG | 2 | 1 | 0.0 | 0.0 | 0 | 0 | 0 | 0 | 0 | |
| 10/22 | PIT | 5 | 4 | 1.0 | 10.0 | 0 | 0 | 1 | 1 | 0 | |
| 10/29 | @CIN | 2 | 2 | 0.0 | 0.0 | 0 | 0 | 0 | 0 | 1 | |
| 11/5 | @DET | 2 | 1 | 0.0 | 0.0 | 1 | 6 | 0 | 0 | 1 | |
| 11/12 | CLE | 0 | 0 | 0.0 | 0.0 | 0 | 0 | 0 | 0 | 1 | |
| 11/19 | @BAL | 4 | 2 | 0.0 | 0.0 | 0 | 0 | 0 | 0 | 0 | |
| 11/26 | NO | 2 | 1 | 0.0 | 0.0 | 0 | 0 | 0 | 0 | 0 | |
| 12/3 | @WAS | 2 | 1 | 0.0 | 0.0 | 0 | 0 | 0 | 0 | 0 | |
| 12/10 | @TB | 2 | 2 | 0.0 | 0.0 | 0 | 0 | 0 | 0 | 0 | |
| 12/16 | DAL | 3 | 2 | 0.0 | 0.0 | 0 | 0 | 0 | 0 | 0 | |
| 12/24 | CAR | 5 | 3 | 0.0 | 0.0 | 0 | 0 | 0 | 0 | 0 | |
| 12/31 | @PHI | 1 | 1 | 0.0 | 0.0 | 0 | 0 | 0 | 0 | 0 | |
| TOTALS | | 38 | 25 | 1.0 | 10.0 | 1 | 6 | 1 | 1 | 3 | |

| | | | | | |
|-----------|---|-----------------------|-----------------------------|--------------------------|---|
| 44 | VIC BEASLEY JR. OUTSIDE LINEBACKER CLEMSON 2ND YEAR WITH FALCONS | | | |  |
| | HEIGHT: 6'3" | WEIGHT: 246 | BIRTHDATE: 7/8/92 | NFL EXP: 2 YRS | ACQUIRED: D1-'15 |

TRANSACTIONS

- » Selected by the Falcons in the first round (8th overall) of the 2015 NFL Draft.

2016 (FALCONS)

- » Saw action in all 16 games with 12 starts. Led the NFL with 15.5 sacks and added 39 tackles (32 solo), 15 quarterback hits, 10 tackles for loss, and six forced fumbles. Also posted 28 quarterback hurries.
- » Named to his first Pro Bowl and earned AP All-Pro honors for his breakout performance in 2016.
- » His 15.5 sacks are the second most by a Falcon in a single season since sacks became an official statistic in 1982. Only John Abraham had more with 16.5 in 2008.
- » Started at linebacker and notched his first sack of the season, forcing QB Derek Carr out of bounds, at Oakland (9/18). Also posted a pair of tackles.
- » Had a breakout game at Denver (10/9), posting a career-best 3.5 sacks and eight total tackles along with a pair of forced fumbles. His 3.5 sacks are tied for the fourth most in a single game in franchise history (Chuck Smith/Claude Humphrey 5.0; Claude Humphrey 4.0; John Abraham 3.5) and are the most by a player in a single game this season.
- » Notched his second career multi-sack game, dropping Philip Rivers twice, against San Diego (10/23). Stripped the Chargers QB at the eight-yard line on his first sack allowing Adrian Clayborn to recover the fumble for a touchdown.
- » Posted a sack in consecutive games for the second time in his career, dropping Aaron Rodgers for a seven-yard loss against Green Bay (10/30). Added three tackles.
- » Notched his third multi-sack game of the season, dropping Carson Wentz twice and forcing a fumble and adding four tackles at Philadelphia (11/13).

2016 GAME-BY-GAME STATISTICS

| DATE | OPP | TK | SO | SK | YDS | INT | YDS | FF | FR | PD |
|--------|------|----|----|------|-------|-----|-----|----|----|----|
| 9/11 | TB | 0 | 0 | 0.0 | 0.0 | 0 | 0 | 0 | 0 | 0 |
| 9/18 | @OAK | 2 | 2 | 1.0 | 0.0 | 0 | 0 | 0 | 0 | 0 |
| 9/26 | @NO | 3 | 3 | 0.0 | 0.0 | 0 | 0 | 0 | 0 | 0 |
| 10/2 | CAR | 1 | 1 | 0.0 | 0.0 | 0 | 0 | 0 | 0 | 0 |
| 10/9 | @DEN | 8 | 7 | 3.5 | 26.0 | 0 | 0 | 2 | 0 | 0 |
| 10/16 | @SEA | 3 | 2 | 0.0 | 0.0 | 0 | 0 | 0 | 0 | 1 |
| 10/23 | SD | 3 | 2 | 2.0 | 13.0 | 0 | 0 | 1 | 0 | 0 |
| 10/30 | GB | 3 | 2 | 1.0 | 7.0 | 0 | 0 | 0 | 0 | 0 |
| 11/3 | @TB | 3 | 2 | 0.0 | 0.0 | 0 | 0 | 0 | 0 | 0 |
| 11/23 | @PHI | 4 | 3 | 2.0 | 10.0 | 0 | 0 | 1 | 0 | 0 |
| 11/27 | ARI | 0 | 0 | 0.0 | 0.0 | 0 | 0 | 0 | 0 | 1 |
| 12/4 | KC | 1 | 1 | 1.0 | 4.0 | 0 | 0 | 1 | 0 | 0 |
| 12/11 | @LA | 3 | 3 | 3.0 | 27.0 | 0 | 0 | 1 | 1 | 0 |
| 12/18 | SF | 1 | 1 | 1.0 | 5.0 | 0 | 0 | 0 | 0 | 0 |
| 12/24 | @CAR | 2 | 1 | 0.0 | 0.0 | 0 | 0 | 0 | 0 | 0 |
| 1/1 | NO | 2 | 2 | 1.0 | 1.0 | 0 | 0 | 0 | 0 | 0 |
| TOTALS | | 39 | 32 | 15.5 | 93.0 | 0 | 0 | 6 | 1 | 2 |
| CAREER | | 66 | 49 | 19.5 | 128.0 | 0 | 0 | 8 | 1 | 5 |

2016 POSTSEASON STATISTICS

| DATE | OPP | TK | SO | SK | YDS | INT | YDS | FF | FR | PD |
|--------|-----|----|----|-----|-----|-----|-----|----|----|----|
| 1/14 | SEA | 2 | 0 | 0.0 | 0.0 | 0 | 0 | 0 | 0 | 0 |
| 1/22 | GB | 0 | 0 | 0.0 | 0.0 | 0 | 0 | 0 | 0 | 1 |
| TOTALS | | 2 | 0 | 0.0 | 0 | 0 | 0 | 0 | 0 | 1 |

- » Became the first Falcons to record double-digit sacks in a single season since John Abraham (10) in 2012, dropping Alex Smith for a four-yard loss against Kansas City (12/4). Also tied Lester Archambeau for the second-most forced fumbles in a single season in club history with five.
- » Recorded his fourth multi-sack game of the season and scored his first career touchdown in Atlanta's 42-14 win at Los Angeles (12/11). Forced his sixth fumble of the season and returned the ball 21 yards for a TD. Became the 10th player in NFL history - first Falcon - to have three sacks and a FR-TD in a game since sacks became an official statistic in 1982.

2015 (FALCONS)

- » Started all 16 games and led the team with four sacks. Added 27 tackles (20 solo), one inter-

ception, two forced fumbles, and two passes defended. According to NFL True Media, Beasley's four sacks were a Falcons rookie record.

- » Started his first NFL game and recorded three tackles (one solo) while adding one quarterback hit and one pass defense against Philadelphia (9/14).
- » Notched his first NFL sack at New York (9/20), dropping QB Eli Manning and forcing a fumble. Also added five tackles (three solo).
- » Started and posted his second sack at Dallas (9/27). Dropped QB Brandon Weeden for a 9-yard loss on a key third-down play in the fourth quarter. Added two tackles in the come-from-behind win.
- » Started and posted one tackle against Washington (10/11). Helped the Falcons defense hold the Redskins to 51 rushing yards and 2.1 yards per carry.
- » Notched his third sack of the season at Carolina (12/13), dropping QB Cam Newton for a 13-yard loss.
- » Posted four tackles, one pass defense, one forced fumble, and this fourth sack of the season against Carolina (12/27). Sealed the win with a 13-yard strip-sack of QB Cam Newton in the fourth quarter.

COLLEGE

- » Appeared in 48 games for Clemson, starting in 28 of those contests. He is the all-time sack leader for Clemson with 33 career sacks, fourth in tackles for loss with 52.5 and seventh in forced fumbles with seven.
- » As a senior in 2014, he was one of three finalists for the Bednarik Award, one of four finalists for the Lombardi Award and one of six finalists

for the Hendricks Award. He was first-team All-American by AFCA, AP, College Sports Madness and Walter Camp. He was also voted ACC defensive player of the year and first team all-ACC.

- » In 2013, he was a first-team All-ACC selection and was a menace of the field recording 44 tackles, 23 tackles for loss, 13 sacks, six pass breakups, four caused fumbles and one recovered fumble in 13 starts.
- » As a sophomore, he was voted honorable mention sophomore All-American. He showed that he would be an impressive player when he led the team in sacks with eight, which was fourth most in the ACC. He also had 18 tackles and eight tackles for loss.

PERSONAL

- » He was rated as the No. 16 athlete in the nation by ESPN, the number 37 athlete in the nation and No. 37 player in Georgia by Rivals.com.
- » He played running back in high school. During his senior year he had 120 rushes for 828 yards and seven touchdowns. Also had seven punt returns for a 17.3-yard average and two touchdowns. In his only kickoff return he took it 80 yards for a touchdown.
- » He was first-team all-state by AP and Georgia Sportswriter Association. Also named all-county and all-area as a junior and senior while playing high school and AAU basketball. He averaged a double-double for the Georgia All-Stars.
- » His late father, Victor, played football at Auburn from 1982 -1984.
- » He graduated Aug. 8, 2014 before his final season at Clemson with a degree in sociology.

BEASLEY'S CAREER STATISTICS

| YEAR | GP/GS | TK | SO | AST | SK | YDS | INT | YDS | LG | TD | PD | FF | FR | YDS | TD |
|--------------|--------------|-----------|-----------|-----------|-------------|--------------|----------|----------|----------|----------|----------|----------|----------|-----------|----------|
| 2015 | ATL 16/16 | 27 | 20 | 7 | 4.0 | 35.0 | 1 | 0 | 0 | 0 | 3 | 2 | 0 | 0 | 0 |
| 2016 | ATL 16/12 | 39 | 32 | 7 | 15.5 | 93.0 | 0 | 0 | 0 | 0 | 2 | 6 | 1 | 21 | 1 |
| TOTAL | 32/28 | 66 | 52 | 14 | 19.5 | 128.0 | 1 | 0 | 0 | 0 | 5 | 8 | 1 | 21 | 1 |

BEASLEY'S BEST GAMES

| TACKLES | SACKS | INTERCEPTIONS | FORCED FUMBLES |
|----------------------|-----------------------|------------------|----------------------|
| 8 @ DEN (10/9/16) | 3.5 @ DEN (10/9/16) | 1 @ SF (11/8/15) | 2 @ DEN (10/9/16) |
| 5 @ NYG (9/20/15) | 3.0 @ LA (12/11/16) | | 1, Six Times |
| 4 vs. CAR (12/13/15) | 2.0, Two Times | | Last @ LA (12/11/16) |
| | Last @ PHI (11/13/16) | | |




Vic Beasley Jr.'s 15.5 sacks are the third most in a single season in team history.

BEASLEY'S POSTSEASON STATISTICS

| YEAR | GP/GS | TK | SO | AST | SK | YDS | INT | YDS | LG | TD | PD | FF | FR | YDS | TD |
|--------------|------------|----------|----------|----------|------------|------------|----------|----------|----------|----------|----------|----------|----------|----------|----------|
| 2016 ATL | 2/1 | 2 | 0 | 2 | 0.0 | 0.0 | 0 | 0 | 0 | 0 | 1 | 0 | 0 | 0 | 0 |
| TOTAL | 2/1 | 2 | 0 | 2 | 0.0 | 0.0 | 0 | 0 | 0 | 0 | 1 | 0 | 0 | 0 | 0 |

2015 GAME-BY-GAME STATISTICS

| DATE | OPP | TK | SO | SK | YDS | INT | YDS | FF | FR | PD |
|---------------|------|-----------|-----------|------------|-------------|----------|----------|----------|----------|----------|
| 9/14 | PHI | 3 | 1 | 0.0 | 0.0 | 0 | 0 | 0 | 0 | 1 |
| 9/20 | @NYG | 5 | 3 | 1.0 | 0.0 | 0 | 0 | 1 | 0 | 0 |
| 9/27 | @DAL | 2 | 2 | 1.0 | 9.0 | 0 | 0 | 0 | 0 | 0 |
| 10/4 | HOU | 1 | 1 | 0.0 | 0.0 | 0 | 0 | 0 | 0 | 0 |
| 10/11 | WAS | 1 | 1 | 0.0 | 0.0 | 0 | 0 | 0 | 0 | 0 |
| 10/15 | @NO | 3 | 2 | 0.0 | 0.0 | 0 | 0 | 0 | 0 | 0 |
| 10/25 | @TEN | 2 | 2 | 0.0 | 0.0 | 0 | 0 | 0 | 0 | 0 |
| 11/1 | TB | 2 | 0 | 0.0 | 0.0 | 0 | 0 | 0 | 0 | 0 |
| 11/8 | @SF | 1 | 1 | 0.0 | 0.0 | 1 | 0 | 0 | 0 | 0 |
| 11/22 | IND | 1 | 1 | 0.0 | 0.0 | 0 | 0 | 0 | 0 | 0 |
| 11/29 | MIN | 0 | 0 | 0.0 | 0.0 | 0 | 0 | 0 | 0 | 0 |
| 12/6 | @TB | 0 | 0 | 0.0 | 0.0 | 0 | 0 | 0 | 0 | 0 |
| 12/13 | @CAR | 2 | 2 | 1.0 | 13.0 | 0 | 0 | 0 | 0 | 0 |
| 12/20 | @JAX | 0 | 0 | 0.0 | 0.0 | 0 | 0 | 0 | 0 | 0 |
| 12/27 | CAR | 4 | 4 | 1.0 | 13.0 | 0 | 0 | 1 | 0 | 1 |
| 1/3 | NO | 0 | 0 | 0.0 | 0.0 | 0 | 0 | 0 | 0 | 0 |
| TOTALS | | 27 | 20 | 4.0 | 35.0 | 1 | 0 | 2 | 0 | 2 |
| CAREER | | 27 | 20 | 4.0 | 35.0 | 1 | 0 | 2 | 0 | 2 |

| | | | | |
|------------------------|---|---|--------------------------|----------------------------|
| 5 | MATT BOSHER PUNTER MIAMI (FL.) 6TH YEAR WITH FALCONS |  | | |
| HEIGHT: 6'0" | WEIGHT: 208 | BIRTHDATE: 10/18/87 | NFL EXP: 6 YRS | ACQUIRED: D6-'11 |

TRANSACTIONS

- » Selected as a sixth round (192nd pick overall) draft choice by Atlanta in 2011.

2016 (FALCONS)

- » Punted 44 times for 2,060 yards with a 46.8-yard average (41.6 net average) one touchback and 21 kicks downed inside the 20 in 15 games this season.
- » Boomed a season long 68 yard punt at Denver (10/9). Averaged a career high 61.7 yards on three punts with on downed inside the Broncos 20-yard line.

CAREER

- » In six seasons, Boshier has punted 367 times for 16,861 yards while averaging a franchise best 45.9 yards per punt (40.5 net average). Has kicked off 513 times with 283 touchbacks.
- » Punted 58 times for 2,735 yards and averaged 47.2 yards per kick - 40.4 net yards per punt. Also boomed a career long 69-yard punt and dropped 24 kicks inside the 20-yard line. Added 74 kickoffs and set a career high with 52 touchbacks.
- » Held a 45.7 yard punting average, while also recording a 40.8 yard net punting average. Tied a career high with 27 punts dropped inside the 20-yard line in 2014.
- » Named NFC Special Teams Player of the Week in Week 15 at New Orleans when he downed four punts inside the 20, including three punts inside or at the 10-yard line.
- » Boasted a 46.6 yard punting average while breaking his own franchise record and ranking sixth in the NFL with a 41.1 yard net punting average in 2013. Also dropped 26 punts inside the 20-yard line.
- » Kicked off 73 times with 50 touchbacks and three recovered onside kicks. His consistency led to touchbacks on 68.5 percent of his kickoffs, a mark ranked third in the NFL in 2013.
- » Last season, 64 of his 73 kickoffs reached the endzone, excluding onside attempts, and his 87.7 endzone percentage ranked eighth in the League.
- » Boshier's three successful onside kicks in 2013 were the most in the NFL since 2007 when Arizona's Neil Rackers also had three successful onside attempts.
- » In three seasons with the Falcons, has punted 198 times for 9,003 yards with a 45.5 yard average and a 40.2 net average. Has dropped 75 punts inside the 20-yard line with just 10 landing in the endzone for touchbacks. Has kicked off 253 times with 120 touchbacks, a 47.4 touchback percentage, and a 66.0 yard average.
- » Punted 60 times for 2,827 yards, with a 47.1 yard average and set a franchise record with a 40.7 yard net punting average in 2012.
- » In 2012, posted six games with an average above 50 yards, including a season-high 53.2 yard average in a Week 13 win over the New Orleans Saints (11/29/12). In those six games, dropped eight of his 22 punts inside the 20-yard line and allowed just one touchback.
- » His three touchbacks on punts in 2012 were the lowest total by a Falcons punter since Michael Koenen had three in 2009.
- » Set a franchise record with 45 touchbacks on kickoffs, breaking Koenen's club best 28 set in 2009.
- » Punted 70 times pinning opponents inside their own 20 yard line 27 times, which was tied for the fourth-highest total in a single season in team history in 2011.
- » Averaged 42.7 per kick and the Falcons allowed 4.8 yards per punt return, which was tops in the NFL in 2011.
- » In 2011, Falcons opponents started 62 of their 180 offensive possessions inside their own 20-yard line, which led the League.

COLLEGE

- » Served as the Hurricanes primary placekicker and punter, appearing in 50 games during his career.
- » Set a school record after connecting on 14 consecutive field goal attempts between 2009 and 2010.
- » Posted a string of 105-straight PATs, which is the second-best streak in Miami annals. His 127 PATs and 260 points scored both placed seventh in Hurricanes annals.
- » Connected on 45 field goals as a Hurricane, posting a field goal percentage of 84.9 (45-of-53), including 9-of-13 attempts of 40-or-more yards.
- » As a punter, placed 70-of-234 attempts inside the 20-yard line, finishing with a 41.7-yard average, and averaged at least 40.0 yards in each of his four seasons handling punting duties.
- » Had 49 punts for 50 yards or longer and forced opponents to call for 82 fair catches.
- » Closed out his career ranked second in school history in consecutive PATs made (105), tied for fifth in field goals made (45), seventh in point after touchdowns made (127), in total points scored (260) and points scored kicking (260).
- » As a senior, earned first-team All-Atlantic Coast Conference honors as a punter from The NFL Draft Report and second-team accolades from the league's media and coaches. He was named the team's Special Teams Player of the Year and was a candidate for the Lowe's Senior Class Award.

- » In his junior season, earned All-Atlantic Coast Conference first-team honors as a kicker and second-team recognition as a punter. Ranked second in the league with a 42.53-yard average on 51 punts for 2,169 yards, placing 23 kicks inside the 20-yard line with 12 attempts for 50 yards or longer, seven touchbacks and 21 fair catches.
- » As a sophomore, earned second-team All-ACC honors as a kicker and punter, while receiving the Jack Harding Award, given to the team's MVP. Was also a semi-finalist for the Lou Groza Award, given to the nation's top kicker.

PERSONAL



- » Attended Jupiter (Fla.) High School where Scout.com regarded Boshier as the best kicker in the prep ranks, giving him a four-star prospect rating. He was also rated the top kicker in the nation by Rivals.com.
- » Earned U.S. Army All-American honors and was selected to play in the U.S. Army All American Bowl game after his senior season.
- » Was rated the state of Florida's best kicking specialist by the Florida Times-Union and the two-time All-State selection was also the recipient of the Lou Groza Award for Palm Beach County as a junior and senior.
- » Named the Atlanta Falcons Walter Payton Man of the Year award in 2012. The Atlanta Falcons Man of the Year award recognizes a player's off-the-field community service. Each team in the NFL nominates one player from their organization for this prestigious honor.

BOSHER'S CAREER STATISTICS

| | | | PUNTING | | | | | | | | FIELD GOALS | | | | KICKOFFS | | | | |
|--------|-------|------|---------|--------|------|------|----|-----|----|----|-------------|-----|-----|----|----------|-----|-----|-----|-----|
| YEAR | GP/GS | | NO | YDS | AVG | NET | TB | 20 | LG | BK | FG | ATT | % | LG | PAT | ATT | PTS | KO | TB |
| 2011 | ATL | 16/0 | 70 | 2,990 | 42.7 | 38.9 | 4 | 27 | 59 | 1 | 0 | 0 | 0.0 | 0 | 0 | 0 | 0 | 87 | 25 |
| 2012 | ATL | 16/0 | 60 | 2,847 | 46.7 | 40.7 | 4 | 22 | 63 | 2 | 0 | 0 | 0.0 | 0 | 0 | 0 | 0 | 93 | 45 |
| 2013 | ATL | 16/0 | 68 | 3,166 | 46.6 | 41.1 | 2 | 26 | 63 | 2 | 0 | 0 | 0.0 | 0 | 0 | 0 | 0 | 73 | 50 |
| 2014 | ATL | 16/0 | 67 | 3,063 | 45.7 | 40.8 | 4 | 27 | 66 | 0 | 0 | 0 | 0.0 | 0 | 0 | 0 | 0 | 83 | 46 |
| 2015 | ATL | 16/0 | 58 | 2,735 | 47.2 | 40.4 | 4 | 24 | 69 | 1 | 0 | 0 | 0.0 | 0 | 0 | 0 | 0 | 74 | 52 |
| 2016 | ATL | 15/0 | 44 | 2,060 | 46.8 | 41.6 | 1 | 21 | 68 | 0 | 0 | 0 | 0.0 | 0 | 0 | 0 | 0 | 105 | 65 |
| TOTALS | | 95/0 | 367 | 16,861 | 45.9 | 40.5 | 19 | 147 | 69 | 6 | 0 | 0 | 0.0 | 0 | 0 | 0 | 0 | 513 | 283 |

BOSHER'S POSTSEASON STATISTICS

| | | | PUNTING | | | | | | | | FIELD GOALS | | | | KICKOFFS | | | | |
|--------|-------|-----|---------|-----|------|------|----|----|----|----|-------------|-----|-----|----|----------|-----|-----|----|----|
| YEAR | GP/GS | | NO | YDS | AVG | NET | TB | 20 | LG | BK | FG | ATT | % | LG | PAT | ATT | PTS | KO | TB |
| 2011 | ATL | 1/0 | 7 | 322 | 46.0 | 42.0 | 0 | 1 | 59 | 0 | 0 | 0 | 0.0 | 0 | 0 | 0 | 0 | 1 | 0 |
| 2012 | ATL | 2/0 | 4 | 174 | 43.5 | 32.5 | 0 | 1 | 48 | 0 | 0 | 0 | 0.0 | 0 | 0 | 0 | 0 | 11 | 7 |
| 2016 | ATL | 2/0 | 5 | 210 | 42.0 | 38.0 | 1 | 3 | 60 | 0 | 0 | 0 | 0.0 | 0 | 0 | 0 | 0 | 15 | 9 |
| TOTALS | | 5/0 | 16 | 706 | 44.1 | 38.4 | 1 | 5 | 60 | 0 | 0 | 0 | 0.0 | 0 | 0 | 0 | 0 | 27 | 16 |

| | | | | | |
|---|---|----------------|-----------------------|---|---|
| 3 | MATT BRYANT PLACEKICKER BAYLOR 8TH YEAR WITH FALCONS | | |  |  |
| | HEIGHT: 5'9" | WEIGHT: 203 | BIRTHDATE: 5/29/75 | NFL EXP: 15 YRS | |

TRANSACTIONS

- » Originally signed as a free agent by the New York Giants in 2002 and was allocated to NFL Europa.
- » Released by the Giants in 2004 and competed in four games between the Indianapolis Colts and Miami Dolphins.
- » Signed by Tampa Bay as a free agent on March 2, 2005.
- » Released by the Buccaneers on September 5, 2009 and competed with the Florida Tuskers of the UFL.
- » Signed by the Falcons as a free agent on December 1, 2009.
- » Signed by the Falcons as a free agent on July 29, 2011.

2016 (FALCONS)

- » Named to his first career Pro Bowl this season. Converted 34-of-37 field goal attempts, including a 59-yard long, while adding 56 extra points. Lead the league in scoring with 158 points, setting a new franchise record.
- » Bryant's 158 points in 2016 led the NFL and rank tied for the 10th most in a single season in NFL history.
- » Became the Falcons all-time leading scorer, surpassing Morten Andersen (806) against Green Bay (10/30). Has totaled 884 points in his Falcons career.
- » Surpassed Andersen's franchise record for career field goals with his 185th kick at Philadelphia (11/13).
- » Booted a 59-yard field goal against Kansas City (12/4), his longest field goal of the season and the second longest kick of his career.

CAREER

- » In eight seasons in Atlanta, has connected on 196 of 222 field goals (88.3 percent), includ-

ing 24 of 32 kicks from beyond 50 yards. Has tallied 892 points during his Falcons career, breaking the franchise record of 806 points in 2016.

- » Converted 14-of-18 field goals in 10 games before being placed on injured reserve in 2015. Also made all 26 of his PAT attempts.
- » Connected on all four of field goal attempts, including a 47-yarder that would prove to be the game winner vs. Philadelphia (9/14). Hit the 21st game winning field goal of his career and his 10th as a Falcon.
- » Connected on two of his four field goal attempts against Washington (10/11). His streak of 28 straight made field goals was the second-longest in team history behind his stretch of 30 consecutive FGs between 2010 and 2011.
- » Connected on all three of his PAT attempts at New Orleans (10/15), becoming the second player in franchise history to eclipse 700-career points with the Falcons (Morten Andersen - 806).
- » Connected on 29 of his 32 field goals, including several game winners, and moved into second on the franchise's all-time scoring list. Also had an NFL best seven kicks from 50-yards-or-longer in 2014.
- » Became the fourth player in NFL history to kick a 50+ yard field goal with less than a minute remaining in regulation to force overtime in addition to converting a 50+ game-winning field goal in overtime vs. New Orleans (9/7/14).
- » Made eight extra points and passed Mick Luckhurst as the second leading scorer for the Atlanta Falcons scoring 562 total points with the Falcons vs Tampa Bay (9/18/14).
- » Was four-for-four on field goals, which marked the ninth time in his career he's made four field goals in a single game. He also made two extra points which pushed him over the 600 point mark (601), making him the second player in Atlanta Falcon history to reach 600 points at Tampa Bay (11/9/14).

- » Was five-for-five on field goal attempts, which is a career high. His 17 total points tied him for the fourth point total by any kicker in a single game in franchise history vs Arizona (11/30/14).
- » Connected on 24 of 27 field goal attempts in 2013, including a 36-yard game winner against the Buffalo Bills in Week 13. His 88.9 field goal percentage was the third highest of his career and his best mark since making a career-high 93.1 percent of his kicks in 2011.
- » Moved into third on the Falcons all-time scoring list after posting six points against the Rams with three extra points and a 38-yard field goal (9/15/13). Passed K Jay Feely who amassed 436 points during his four seasons with the Falcons.
- » Has connected on 196 field goals since joining the Falcons, breaking Morten Andersen's club record of 184. Is one of three players in team history to reach the century mark in made field goals. Passed Jay Feely (98) and Mick Luckhurst (115) in 2013.
- » Hit 33 of 38 field goal attempts (86.8 percent) in 2012, including all four of his attempts of 50 yards or longer. Also connected on all 44 of his extra point attempts and scored 143 points.
- » Hit a 49-yard game winning field goal with 13 seconds remaining in the Falcons NFC Divisional Playoff matchup with the Seattle Seahawks (1/13/13). The kick was his 15th career game winner and his sixth as a Falcon.
- » In 2012, ranked third in the NFL and set a franchise record with 143 points, breaking Jay Feely's previous record of 138 set in 2002.
- » Connected on all four of his field goal attempts of 50+ yards, including a 55-yard game winner against Oakland (10/14) in 2012.
- » In 2011, set a franchise record by connecting on 30 consecutive field goals, breaking K Norm Johnson's record of 26 in a row set between 1992 and 1993.
- » Kicked the second-longest game-winning field goal in NFL history after splitting the uprights on a 62-yarder against Philadelphia in 2006.
- » Has earned NFC Player of the Week honors six times (twice with the Buccaneers, the New York Giants and Falcons), including two times in 2010, and player of the month honors once during his career.
- » Has made 15 game-winning field goals in his career, including six as a Falcon.

COLLEGE


- » A graduate of Baylor University, ranks seventh on the school's all-time scoring list with 105 points (21 field goals and 42 extra points).
- » His 21 field goals place him fifth in Bears history while his 42 of 42 PATs set the school record with a 100 percent success rate.
- » Attended Trinity Valley Junior College for two years and was twice named a junior college All-America selection.

PERSONAL


- » Attended Bridge City High School in Texas where his 52-yard field goal is still the school record.
- » Following the 2008 season, was honored by the PFWA with the Halas Award, which goes to the individual in the NFL who overcame the most adversity to succeed during a season.
- » Was named the Buccaneers 2007 Man of the Year and a finalist for the NFL Walter Payton Man of the Year award for his work on and off the football field.
- » Was the Buccaneers 2008 Ed Block Courage Award recipient.
- » Married to Melissa, and the couple has seven children. The couple's youngest son, Matthew Tryson, passed away in September of 2008.
- » Attended several events to support the March of Dimes Georgia chapter during the 2010 season. He attended a special Prematurity Town Hall Forum at Zoo Atlanta, Bowling for Babies and an Evening of Excellence, where he and his wife, Melissa, spoke about how the March of Dimes has impacted their lives and the great work that they do to support babies all across the nation.
- » Participated in the Extra Yard partnership program and donated his tickets to the March of Dimes Georgia.
- » Attended a special night at Andretti's Indoor Karting & Games with several children from the Make A Wish Foundation of Georgia/Alabama, bowling for Challenged Child & Friends and Fishing with the Falcons (a special fishing outing on Lake Lanier with wounded military veterans).

| BRYANT'S CAREER STATISTICS | | | | | | | | | | | | | | | | |
|----------------------------|-------------|-------------|-----|------|------|-----|-----|-----|----------|-----|----|----|------|------|----|----------|
| | | FIELD GOALS | | | | | | | KICKOFFS | | | | | | | |
| YEAR | GP/GS | FG | ATT | % | LG | PAT | ATT | PTS | KO | TB | NO | YD | AVG | NET | TB | 20 LG BK |
| 2002 | NYG 16/0 | 26 | 32 | 81.3 | 47 | 30 | 32 | 108 | 70 | 2 | 0 | 0 | 0.0 | 0 | 0 | 0 |
| 2003 | NYG 11/0 | 11 | 14 | 78.6 | 47 | 17 | 17 | 50 | 38 | 2 | 0 | 0 | 0.0 | 0 | 0 | 0 |
| 2004 | IND/MIA 4/0 | 3 | 4 | 75.0 | 47 | 12 | 12 | 21 | 18 | 0 | 0 | 0 | 0.0 | 0 | 0 | 0 |
| 2005 | TB 15/0 | 21 | 25 | 84.0 | 50 | 31 | 31 | 94 | 66 | 5 | 0 | 0 | 0.0 | 0 | 0 | 0 |
| 2006 | TB 16/0 | 17 | 22 | 77.3 | 62 | 23 | 23 | 73 | 53 | 4 | 0 | 0 | 0.0 | 0 | 0 | 0 |
| 2007 | TB 16/0 | 28 | 33 | 84.8 | 49 | 34 | 34 | 118 | 74 | 6 | 0 | 0 | 0.0 | 0 | 0 | 0 |
| 2008 | TB 16/0 | 32 | 38 | 84.2 | 49 | 35 | 36 | 131 | 81 | 6 | 0 | 0 | 0.0 | 0 | 0 | 0 |
| 2009 | ATL 5/0 | 7 | 10 | 70.0 | 51 | 10 | 10 | 31 | 0 | 0 | 1 | 36 | 36.0 | 36 | 0 | 1 |
| 2010 | ATL 16/0 | 28 | 31 | 90.3 | 51 | 44 | 44 | 128 | 0 | 0 | 0 | 0 | 0.0 | 0 | 0 | 0 |
| 2011 | ATL 16/0 | 27 | 29 | 93.1 | 51 | 45 | 45 | 126 | 0 | 0 | 0 | 0 | 0.0 | 0 | 0 | 0 |
| 2012 | ATL 16/0 | 33 | 38 | 86.8 | 55 | 44 | 44 | 143 | 0 | 0 | 0 | 0 | 0.0 | 0 | 0 | 0 |
| 2013 | ATL 16/0 | 24 | 27 | 88.9 | 53 | 39 | 39 | 111 | 0 | 0 | 0 | 0 | 0.0 | 0 | 0 | 0 |
| 2014 | ATL 16/0 | 29 | 32 | 90.6 | 54 | 40 | 40 | 127 | 0 | 0 | 0 | 0 | 0.0 | 0 | 0 | 0 |
| 2015 | ATL 10/0 | 14 | 18 | 77.8 | 47 | 26 | 26 | 68 | 0 | 0 | 0 | 0 | 0.0 | 0 | 0 | 0 |
| 2016 | ATL 16/0 | 34 | 37 | 91.9 | 59 | 56 | 57 | 158 | 0 | 0 | 0 | 0 | 0.0 | 0 | 0 | 0 |
| TOTALS | | 205/0 | 334 | 390 | 85.6 | 62 | 485 | 490 | 1,487 | 406 | 25 | 1 | 36 | 36.0 | 36 | 0 |

| BRYANT'S PLAYOFF STATISTICS | | | | | | | | | | | | | | | | |
|-----------------------------|---------|-------------|-----|-------|------|-----|-----|-----|----------|----|----|----|-----|-----|----|----------|
| | | FIELD GOALS | | | | | | | KICKOFFS | | | | | | | |
| YEAR | GP/GS | FG | ATT | % | LG | PAT | ATT | PTS | KO | TB | NO | YD | AVG | NET | TB | 20 LG BK |
| 2002 | NYG 1/0 | 1 | 2 | 50.0 | 21 | 5 | 5 | 8 | 7 | 0 | 0 | 0 | 0.0 | 0 | 0 | 0 |
| 2005 | TB 1/0 | 1 | 1 | 100.0 | 43 | 1 | 1 | 4 | 3 | 0 | 0 | 0 | 0.0 | 0 | 0 | 0 |
| 2007 | TB 1/0 | 0 | 0 | - | - | 2 | 2 | 2 | 3 | 0 | 0 | 0 | 0.0 | 0 | 0 | 0 |
| 2010 | ATL 1/0 | 0 | 0 | - | - | 3 | 3 | 3 | 0 | 0 | 0 | 0 | 0.0 | 0 | 0 | 0 |
| 2012 | ATL 2/0 | 4 | 4 | 100.0 | 49 | 6 | 6 | 18 | 0 | 0 | 0 | 0 | 0.0 | 0 | 0 | 0 |
| 2016 | ATL 2/0 | 3 | 3 | 100.0 | 35 | 9 | 10 | 18 | 0 | 0 | 0 | 0 | 0.0 | 0 | 0 | 0 |
| TOTALS | | 8/0 | 9 | 10 | 90.0 | 49 | 26 | 27 | 53 | 13 | 0 | 0 | 0.0 | 0 | 0 | 0 |



K Matt Bryant broke Morten Andersen's franchise scoring record in Week 8 vs. Green Bay.

| | | | | | |
|-----------|---|-----------------------|------------------------------|---------------------------|---|
| 65 | CHRIS CHESTER GUARD OKLAHOMA 2ND YEAR WITH FALCONS | | | |  |
| | HEIGHT: 6'3" | WEIGHT: 303 | BIRTHDATE: 1/12/83 | NFL EXP: 11 YRS | ACQUIRED: FA-'15 |

TRANSACTIONS

- » Originally selected by the Baltimore Ravens in the second round (56th overall) of the 2006 NFL Draft out of Oklahoma.
- » Signed by the Falcons on May 30, 2015.
- » Re-signed with the Falcons on April 20, 2016.

2016 (FALCONS)

- » Started all 16 games at right guard, blocking for an offense that set a franchise record with 540 points and averaged 415.8 yards per game.
- » Started at right guard and helped the offense total 528 yards, the sixth-highest output in franchise history, at Oakland (9/18). Blocked for a rushing attack that put up 139 yards, which marked the 10th time in the last two seasons Atlanta has eclipsed 100 rushing yards.
- » Started at right guard and blocked for an offense that set a franchise record with 571 total yards against Carolina (10/2). Protected QB Matt Ryan as he became the 19th player in NFL history to throw for 500+ yards in a single game.

2015 (FALCONS)

- » Started all 16 games at right guard and blocked for an offense that ranked seventh in the NFL averaging 374.1 yards per game.
- » Started at right guard and blocked for an offense that gained 378 total yards, including 135 yards on the ground, against Houston (10/4). Opened running lanes for RB Devonta Freeman who became the first player since the AFL-NFL merger to score three rushing touchdowns in his first two starts.

CAREER

- » Spent time with the Ravens and Redskins seeing action in 73 games with 47 starts.


- » During his four year stint with the Redskins, Chester started all 64 games. In 2013, he blocked for a rushing attack that tallied 2,164 yards, which was the fifth best rushing mark in the NFL.

COLLEGE

- » Converted to offensive line as a senior after joining the Sooners' program as a 220-pound TE, adding over 60 pounds during college. Appeared in 22 career games, starting nine. Had 25 knockdown blocks for a Sooners' offense that averaged 355.1 ypg in 2005.

PERSONAL

- » In 2011, worked with the Washington Redskins Charitable Foundation and the U.S. Marine Corps to provide 1,100 youth in need with a toy during the holiday season at the annual Skins Santa Shoppe.
- » During the 2009 season, visited the Ronald McDonald House to pack and donate shoe boxes to send to needy children across the globe.
- » Two-time first-team Golden West All-League and All-Orange County selection by The Los Angeles Times at Tustin (Calif.) HS.
- » Gained 815 yards with 11 TDs receiving as a senior and rushed for 450 yards and 5 scores. Earned the League Defensive Player of the Year honors as a small forward on the basketball team as a junior.
- » Was one of 32 players to attend The Wharton School of the University of Pennsylvania (Feb. 24-27 and March 25-27, 2009).
- » Chris and his wife, Kirbie, have three children, Sean, Syllas and Sloane. Full name: Christopher Sean Chester.

| | | | | | |
|---------|-------------------------------|------------|----------|-----------|---|
| 99 | ADRIAN CLAYBORN | | | |  |
| | DEFENSIVE END | | | | |
| | IOWA 2ND YEAR WITH FALCONS | | | | |
| HEIGHT: | WEIGHT: | BIRTHDATE: | NFL EXP: | ACQUIRED: | |
| 6'3" | 280 | 7/6/88 | 6 YRS | FA-'15 | |

TRANSACTIONS

- » Originally selected by the Tampa Bay Buccaneers in the first round (20th overall) of the 2011 NFL Draft.
- » Signed by the Falcons on March 12, 2015.

2016 (FALCONS)

- » Played in 13 games with six starts, totaling 22 tackles, 4.5 sacks, eight tackles for loss, 14 quarterback hits, one fumble recovery, one touchdown, and one pass defense.
- » Collared three tackles, with one half sack, one tackle for loss and two quarterback hits at Denver (10/9). Part of a defense that sacked QB Paxton Lynch six times.
- » Scored his first career touchdown on a five-yard fumble return against San Diego (10/23). Added three tackles, one sack, two tackles for loss, two quarterback hits and one pass defense.
- » Posted the first multi-sack game of his career, dropping Aaron Rodgers twice in a Week 8 meeting with Green Bay (10/30). Added three tackles, two quarterback hits, and two tackles for loss.

CAREER

- » Has played in 65 games with 47 starts, tallying 148 total tackles (109 solo) with 20.5 sacks, five forced fumbles, two fumble recoveries, and one pass defended.
- » Played in all 16 games with four starts in his first year with the Falcons. Collared 15 tackles (14 solo) with three sacks and one fumble recovery.
- » Notched his first sack as a Falcon at Dallas (9/27), dropping QB Brandon Weeden for a three yard loss on the Cowboys final drive. Added two tackles and one tackle for loss.

2016 GAME-BY-GAME STATISTICS

| DATE | OPP | TK | SO | SK | YDS | INT | YDS | FF | FR | PD |
|--------|------|----------|-----|------|-------|-----|-----|----|----|----|
| 9/11 | TB | 2 | 2 | 0.0 | 0.0 | 0 | 0 | 0 | 0 | 0 |
| 9/18 | @OAK | 2 | 2 | 0.0 | 0.0 | 0 | 0 | 0 | 0 | 0 |
| 9/26 | @NO | 0 | 0 | 0.0 | 0.0 | 0 | 0 | 0 | 0 | 0 |
| 10/2 | CAR | 3 | 3 | 0.0 | 0.0 | 0 | 0 | 0 | 0 | 0 |
| 10/9 | @DEN | 3 | 2 | 0.5 | 3.0 | 0 | 0 | 0 | 0 | 0 |
| 10/16 | @SEA | 1 | 1 | 0.0 | 0.0 | 0 | 0 | 0 | 0 | 0 |
| 10/23 | SD | 3 | 3 | 1.0 | 5.0 | 0 | 0 | 0 | 1 | 1 |
| 10/30 | GB | 3 | 3 | 2.0 | 16.0 | 0 | 0 | 0 | 0 | 0 |
| 11/3 | @TB | 3 | 3 | 1.0 | 5.0 | 0 | 0 | 0 | 0 | 0 |
| 11/23 | @PHI | 0 | 0 | 0.0 | 0.0 | 0 | 0 | 0 | 0 | 0 |
| 11/27 | ARI | 0 | 0 | 0.0 | 0.0 | 0 | 0 | 0 | 0 | 0 |
| 12/4 | KC | INACTIVE | | | | | | | | |
| 12/11 | @LA | INACTIVE | | | | | | | | |
| 12/18 | SF | INACTIVE | | | | | | | | |
| 12/24 | @CAR | 2 | 0 | 0.0 | 0.0 | 0 | 0 | 0 | 0 | 0 |
| 1/1 | NO | 0 | 0 | 0.0 | 0.0 | 0 | 0 | 0 | 0 | 0 |
| TOTALS | | 22 | 19 | 4.5 | 29.0 | 0 | 0 | 0 | 1 | 1 |
| CAREER | | 148 | 109 | 20.5 | 131.0 | 0 | 0 | 5 | 2 | 1 |

- » Played in one game in 2014 before being placed on injured reserve in 2014.
- » Started all 16 games and recorded a career-high with 64 tackles, including 19 for loss, six sacks, and two forced fumbles in 2013. His 19 tackles for loss that season ranked fourth in the NFL behind DE Robert Quinn (23), DE J.J. Watt (22), and LB Lavonte David (20). Added 14.5 run stuffs, which tied for the NFL lead, with David and Watt, according to STATS, LLC.
- » Started the first three games of the 2012 season before seeing the year cut short by injury.
- » As a rookie in 2011, started all 16 game and posted 54 tackles (26 solo), 7.5 sacks, and three forced fumbles.

COLLEGE


- » Was a two-time team captain that started in 37 of 50 games played, including his last 30 games during his Iowa career (2007-10). He recorded 192 tackles to go with 19.0 sacks, 37.5 tackles for loss, seven forced fumbles, and one fumble recovery while earning All-Big Ten honors following his junior and senior seasons.

PERSONAL

- » Attended Webster Groves High School where he was a four-year letterman and team captain. Recorded 240 tackles, five sacks, four forced fumbles and three interceptions on defense in his career, while adding 42 receptions for 691 yards (16.45 ypc) and 10 touchdowns on offense.
- » Racked up 103 tackles with three sacks, a forced fumble and an interception as a senior while earning all-state and all-conference honors as a linebacker and tight end. Was named the Missouri Player of the Year.

2015 GAME-BY-GAME STATISTICS

| DATE | OPP | TK | SO | SK | YDS | INT | YDS | FF | FR | PD |
|---------|-----|-----|----|------|------|-----|-----|----|----|----|
| 9/14 | PHI | 1 | 1 | 0.0 | 0.0 | 0 | 0 | 0 | 0 | 0 |
| 9/20 @ | NYG | 0 | 0 | 0.0 | 0.0 | 0 | 0 | 0 | 0 | 0 |
| 9/27 @ | DAL | 2 | 2 | 1.0 | 3.0 | 0 | 0 | 0 | 0 | 0 |
| 10/4 | HOU | 0 | 0 | 0.0 | 0.0 | 0 | 0 | 0 | 0 | 0 |
| 10/11 | WAS | 2 | 2 | 0.0 | 0.0 | 0 | 0 | 0 | 0 | 0 |
| 10/15 @ | NO | 2 | 2 | 1.0 | 8.0 | 0 | 0 | 0 | 0 | 0 |
| 10/25 @ | TEN | 0 | 0 | 0.0 | 0.0 | 0 | 0 | 0 | 0 | 0 |
| 11/1 | TB | 1 | 1 | 0.0 | 0.0 | 0 | 0 | 0 | 0 | 0 |
| 11/8 @ | SF | 0 | 0 | 0.0 | 0.0 | 0 | 0 | 0 | 0 | 0 |
| 11/22 | IND | 2 | 2 | 0.0 | 0.0 | 0 | 0 | 0 | 0 | 0 |
| 11/29 | MIN | 1 | 1 | 0.0 | 0.0 | 0 | 0 | 0 | 0 | 0 |
| 12/6 @ | TB | 1 | 0 | 0.0 | 0.0 | 0 | 0 | 0 | 0 | 0 |
| 12/13 @ | CAR | 1 | 1 | 0.0 | 0.0 | 0 | 0 | 0 | 0 | 0 |
| 12/20 @ | JAX | 1 | 1 | 1.0 | 7.0 | 0 | 0 | 0 | 0 | 0 |
| 12/27 | CAR | 0 | 0 | 0.0 | 0.0 | 0 | 0 | 0 | 1 | 0 |
| 1/3 | NO | 1 | 1 | 0.0 | 0.0 | 0 | 0 | 0 | 0 | 0 |
| TOTALS | | 15 | 14 | 3.0 | 18.0 | 0 | 0 | 0 | 1 | 0 |
| CAREER | | 124 | 88 | 16.0 | 18.0 | 0 | 0 | 0 | 1 | 0 |

| | | | | | |
|-----------|---|-----------------------|------------------------------|--------------------------|---|
| 26 | TEVIN COLEMAN RUNNING BACK INDIANA 2ND YEAR WITH FALCONS | | | |  |
| | HEIGHT: 6'1" | WEIGHT: 210 | BIRTHDATE: 4/16/93 | NFL EXP: 2 YRS | ACQUIRED: D3-'15 |

TRANSACTIONS

- » Selected by the Falcons in the third round (72nd overall) of the 2015 NFL Draft.

2016 (FALCONS)

- » Logged 118 carries for 520 yards with eight touchdowns, while adding 31 catches for 421 yards and three scores in 13 games this season. Finished second on the team with 12 total touchdowns.
- » Joined Devonta Freeman to become the first Falcons RB duo to post 10 total touchdowns each in a single season.
- » Caught five passes for 95 yards (19.0 yards per catch) while adding 22 yards on eight carries against Tampa Bay (9/11). One of 10 running backs in franchise history to record 95 receiving yards in a single game.
- » Ran for 46 yards on 12 carries, including a 13-yard touchdown at Oakland (9/18). Also added two receptions for 25 yards.
- » Rushed for three touchdowns in a Monday Night Football win at New Orleans (9/26). Carried the ball 12 times for 42 yards while adding three catches for 47 yards. Became the seventh player in franchise history to rush for three touchdowns in a single game.
- » Totaled 163 yards on 10 touches, including a 31-yard touchdown catch at Denver (10/9). Set a career high with 132 receiving yards on four catches, averaging 33 yards per reception, and added 31 yards on six carries.
- » Totaled 74 yards on nine touches (64 rush | 10 rec.) with a career long 30-yard touchdown run against San Diego (10/23).
- » Scored a pair of touchdowns at Los Angeles (12/11), his second multi-touchdown game of the season.

| 2016 GAME-BY-GAME STATISTICS | | | | | | | | | | | | |
|------------------------------|------|----------|-----|------|-----|----|-----|-----------|------|----|----|--|
| | | RUSHING | | | | | | RECEIVING | | | | |
| DATE | OPP | RUSH | YDS | AVG | LG | TD | REC | YDS | AVG | LG | TD | |
| 9/11 | TB | 8 | 22 | 2.8 | 7 | 0 | 5 | 95 | 19.0 | 47 | 0 | |
| 9/18 | @OAK | 12 | 46 | 3.8 | 13t | 1 | 2 | 25 | 12.5 | 24 | 0 | |
| 9/26 | @NO | 12 | 42 | 3.5 | 9 | 3 | 3 | 47 | 15.7 | 34 | 0 | |
| 10/2 | CAR | 8 | 19 | 2.4 | 7 | 0 | 3 | 14 | 4.7 | 11 | 0 | |
| 10/9 | @DEN | 6 | 31 | 5.2 | 16 | 0 | 4 | 132 | 33.0 | 49 | 1 | |
| 10/16 | @SEA | 5 | 10 | 2.0 | 4 | 0 | 1 | 7 | 7.0 | 7 | 0 | |
| 10/23 | SD | 8 | 64 | 8.0 | 30t | 1 | 1 | 10 | 10.0 | 10 | 0 | |
| 10/30 | GB | INACTIVE | | | | | | | | | | |
| 11/3 | @TB | INACTIVE | | | | | | | | | | |
| 11/13 | @PHI | INACTIVE | | | | | | | | | | |
| 11/27 | ARI | 8 | 9 | 1.1 | 7 | 1 | 2 | 4 | 2.0 | 2 | 0 | |
| 12/4 | KC | 12 | 49 | 4.1 | 9 | 0 | 0 | 0 | 0.0 | 0 | 0 | |
| 12/11 | @LA | 8 | 36 | 4.5 | 10 | 1 | 2 | 19 | 9.5 | 13 | 1 | |
| 12/18 | SF | 14 | 58 | 4.1 | 29 | 0 | 2 | 8 | 8.0 | 8 | 0 | |
| 12/24 | @CAR | 9 | 90 | 10.0 | 55t | 1 | 3 | 45 | 15.0 | 31 | 0 | |
| 1/1 | NO | 8 | 44 | 5.5 | 25 | 0 | 3 | 15 | 5.0 | 7t | 1 | |
| TOTALS | | 118 | 520 | 4.4 | 55t | 8 | 31 | 421 | 13.9 | 49 | 3 | |
| CAREER | | 205 | 912 | 4.4 | 55t | 9 | 33 | 435 | 13.2 | 49 | 3 | |

| 2016 POSTSEASON STATISTICS | | | | | | | | | | | | |
|----------------------------|-----|---------|-----|-----|----|----|-----|-----------|------|-----|----|--|
| | | RUSHING | | | | | | RECEIVING | | | | |
| DATE | OPP | RUSH | YDS | AVG | LG | TD | REC | YDS | AVG | LG | TD | |
| 1/14 | SEA | 11 | 57 | 5.2 | 15 | 0 | 3 | 22 | 7.3 | 14t | 1 | |
| 1/22 | GB | 11 | 29 | 2.6 | 10 | 1 | 3 | 35 | 11.7 | 17 | 0 | |
| TOTALS | | 22 | 86 | 3.9 | 15 | 1 | 6 | 57 | 9.5 | 17 | 1 | |

- » Rushed nine times for 90 yards, including a career-long 55-yard touchdown, at Carolina (12/24) Added 45 yards on three catches to total 135 scrimmage yards, his third game of the season with 100+ scrimmage yards.

2015 (FALCONS)

- » Played in 12 games with three starts during his rookie season. Logged 87 carries for 392 yards with one touchdown. Also added two catches for 14 yards as a receiver out of the backfield.
- » Totaled 80 yards on 20 carries against Philadelphia (9/14). His 80 rushing yards were the most by a Falcons rookie since RB Jerious Norwood ran for 107 yards against the Washington Redskins.

- » Scored his first career touchdown, punching in a 1-yard run, at New York (9/20). Recorded 32 yards on nine carries before leaving the game with a rib injury.
- » Posted a game-high 17 carries and 48 rushing yards against Indianapolis (11/22). Helped the Falcons rush for at least 100 yards for the eighth time this season.
- » Had a career day against Minnesota (11/29), rushing for 110 yards on 18 carries while averaging 6.1 yards per carry. Recorded his first career 100-yard game giving Atlanta a 100-yard rusher in five games this season.
- » He set a single game rushing record with 307 rushing yards on 32 carries against Rutgers in 2014.
- » In 2013, he rushed for 958 yards on 131 carries and averaged 106.4 rushing yards per game with 12 touchdowns. He also tallied 1,275 all-purpose yards and earned honorable mention All-Big Ten honors, as well as Indiana's Corby Davis Memorial Award as the team's most outstanding running back.
- » During his freshman year in 2013, he was named to the freshman All-Big Ten team, and rushed for 225 yards on 51 carries and one touchdown. He led the Hoosiers in kick return yards with 566 on 24 returns. Also scored on a career-long 96-yard return touchdown.

COLLEGE

- » Played in 33 games for the Hoosiers and logged 3,219 yards on 452 carries. He averaged 7.1 yards per carry and 97.5 yards per game, while tallying 28 touchdowns.
- » In 2014, he became the 18th player in FBS history to reach 2,000 rushing yards in a single season. He recorded 2,036 yards, and averaged 169.7 rushing yards per game, finishing the season with 11 100-yard rushing games.
- » His spectacular 2014 season allowed him to finish seventh in the Heisman Trophy voting, and he was a finalist for the Doak Walker Award. He also earned first team All-Big Ten honors and served as a team captain for the Hoosiers.

PERSONAL

- » He attended Oak Forest High School and played running back, wide receiver and cornerback.
- » He was named the Pepsi-Cola/Southtown Star as well as the Suburban Conference and Daily Southtown Player of the Year.
- » He was selected as a first team all-state choice after rushing for 949 yards on 83 carries with 13 touchdowns.




Tevin Coleman caught a 14-yard touchdown in his playoff debut against Seattle.

| COLEMAN'S CAREER STATISTICS | | | | | | | | | | | | |
|-----------------------------|-------|------|---------|-----|-----|-----|----|-----------|-----|------|----|----|
| | | | RUSHING | | | | | RECEIVING | | | | |
| YEAR | GP/GS | | ATT | YDS | AVG | LG | TD | REC | YDS | AVG | LG | TD |
| 2015 | ATL | 12/3 | 87 | 392 | 4.5 | 46 | 1 | 2 | 14 | 7.0 | 10 | 0 |
| 2016 | ATL | 13/0 | 118 | 520 | 4.4 | 55t | 8 | 31 | 421 | 13.6 | 49 | 3 |
| TOTALS | | 25/3 | 205 | 912 | 4.4 | 55t | 9 | 33 | 435 | 13.2 | 49 | 3 |

| COLEMAN'S PLAYOFF STATISTICS | | | | | | | | | | | | |
|------------------------------|-------|--|---------|-----|-----|----|----|-----------|-----|-----|-----|----|
| | | | RUSHING | | | | | RECEIVING | | | | |
| YEAR | GP/GS | | ATT | YDS | AVG | LG | TD | REC | YDS | AVG | LG | TD |
| 2016 ATL | 2/0 | | 22 | 86 | 3.9 | 15 | 1 | 6 | 57 | 9.5 | 14t | 1 |
| TOTALS | 2/0 | | 22 | 86 | 3.9 | 15 | 1 | 6 | 57 | 9.5 | 14t | 1 |

| COLEMAN'S BEST GAMES | | | |
|-----------------------|------------------------|-----------------------|---------------------|
| RUSHING ATT | RUSHING YDS | RUSH TOUCHDOWNS | RECEIVING YARDS |
| 20 vs. PHI (9/14/15) | 110 vs. MIN (11/29/15) | 3 @ NO (9/26/16) | 132 @ DEN (10/9/16) |
| 18 vs. MIN (11/29/15) | 90 @ CAR (12/24/16) | 1, Six Times | 95 vs. TB (9/11/16) |
| | 80 vs. PHI (9/14/15) | Last @ CAR (12/24/16) | |
| RECEIVING TDS | SCRIM. YARDS | | |
| 1, Three Times | 163 @ DEN (10/9/16) | | |
| Last vs. NO (1/1/17) | 135 @ CAR (12/24/16) | | |
| | 117 vs. TB (9/11/16) | | |

| 2015 GAME-BY-GAME STATISTICS | | | | | | | | | | | | |
|------------------------------|-----|----------|-----|------|----|----|-----|-----------|-----|----|----|--|
| | | RUSHING | | | | | | RECEIVING | | | | |
| DATE | OPP | RUSH | YDS | AVG | LG | TD | REC | YDS | AVG | LG | TD | |
| 9/14 | PHI | 20 | 80 | 4.0 | 20 | 0 | 0 | 0 | - | - | 0 | |
| 9/20 @ | NYG | 9 | 32 | 3.6 | 11 | 1 | 0 | 0 | - | - | 0 | |
| 9/27 @ | DAL | INACTIVE | | | | | | | | | | |
| 10/4 | HOU | INACTIVE | | | | | | | | | | |
| 10/11 | WAS | 2 | 3 | 1.5 | 2 | 0 | 0 | 0 | - | - | 0 | |
| 10/15 @ | NO | 4 | 40 | 10.0 | 18 | 0 | 0 | 0 | - | - | 0 | |
| 10/25 @ | TEN | 3 | 14 | 4.7 | 10 | 0 | 0 | 0 | - | - | | |
| 11/1 | TB | 3 | 11 | 3.7 | 7 | 0 | 1 | 10 | 10 | 10 | 0 | |
| 11/8 @ | SF | 1 | 3 | 3.0 | 3 | 0 | 0 | 0 | - | - | 0 | |
| 11/22 | IND | 17 | 48 | 2.8 | 10 | 0 | 0 | 0 | - | - | 0 | |
| 11/29 | MIN | 18 | 110 | 6.1 | 46 | 0 | 0 | 0 | - | - | | |
| 12/6 @ | TB | 3 | 13 | 4.3 | 10 | 0 | 1 | 4 | 4 | 4 | 0 | |
| 12/13 @ | CAR | 3 | 15 | 5.0 | 11 | 0 | 0 | 0 | - | - | 0 | |
| 12/20 @ | JAX | 4 | 23 | 5.8 | 9 | 0 | 0 | 0 | - | - | 0 | |
| 12/27 | CAR | INACTIVE | | | | | | | | | | |
| 1/3 | NO | INACTIVE | | | | | | | | | | |
| TOTALS | | 87 | 392 | 4.5 | 46 | 1 | 2 | 14 | 7.0 | 10 | 0 | |
| CAREER | | 87 | 392 | 4.5 | 46 | 1 | 2 | 14 | 7.0 | 10 | 0 | |

| | | | | |
|------------------------|--|------------------------------|--------------------------|---|
| 32 | JALEN COLLINS CORNERBACK LOUISIANA STATE UNIVERSITY 2ND YEAR WITH FALCONS | | |  |
| HEIGHT: 6'1" | WEIGHT: 203 | BIRTHDATE: 3/20/93 | NFL EXP: 2 YRS | ACQUIRED: D2-'15 |

TRANSACTIONS

- » Selected by the Falcons in the second round (42nd overall) of the 2015 NFL Draft.

2016 (FALCONS)

- » Played in eight games with six starts, posting 28 tackles (25 solo), two tackles for loss, two interceptions, and 10 passes defended.
- » Saw his most extensive action against Arizona (11/28). Led the team with six total tackles, one tackle for loss and three passes defended.
- » Recorded his first career interception at Carolina (12/24). Picked off QB Cam Newton inside the final two minutes of the first half.
- » Notched his second interception in as many weeks, picking off Drew Brees in the regular season finale against New Orleans (1/1). Added five tackles and three passes defended in the win.

2015 (FALCONS)

- » Played in all 16 games with two starts in 2015, posting 12 tackles and five special teams tackles.
- » Made his NFL debut, posting two tackles against Philadelphia (9/14).
- » Made his first career start at Tennessee (10/25). Played 67 snaps on defense and helped the Falcons hold the Titans to 179 passing yards.
- » Saw the highest number of snaps (50) of any cornerback against Tampa Bay (11/1). Helped the Falcons defense hold the Bucs to 173 net passing yards.

COLLEGE

- » Played in 39 games, with 10 starts, in three years for the LSU Tigers. Finished his career with 90 total tackles (58 solo), 17 passes defended and three interceptions.
- » During his final year at LSU in 2014, he played all 13 games, with seven starts. He tallied 38 total tackles (28 solo), nine passes defended and one interception.
- » In 2013, he played in all 13 games with two starts. He finished the season with 22 tackles (15 solo) and two passes defended during his redshirt-sophomore year.
- » During his redshirt-freshman year, he received freshman All-SEC honors by appearing in all 13 games with only one start, and finishing his season with 30 total tackles (15 solo), six passes defended and two interceptions.

PERSONAL

- » He was a blue chip defensive back out of Olive Branch High School in Mississippi, and was rated a 4-star prospect by rivals.com and a 3-star by espn.com.
- » He was named to the Mississippi 6A first team all-state by the Mississippi Association of Coaches. Also named to the first team all-state by the Clarion Ledger.
- » He recorded 45 total tackles, three interceptions and two blocked field goals during his senior season in high school.
- » His parents are Valencia Collins and Jon Wallace.
- » Has three siblings and majored in sports administration at LSU.

COLLINS' CAREER STATISTICS


| YEAR | GP/GS | TK | SO | AST | SK | YDS | INT | YDS | LG | TD | PD | FF | FR | YDS | TD |
|--------------|-------|-------------|-----------|-----------|----------|------------|------------|----------|-----------|-----------|----------|-----------|----------|----------|----------|
| 2015 | ATL | 16/2 | 12 | 12 | 0 | 0.0 | 0.0 | 0 | 0 | 0 | 0 | 0 | 0 | 0 | 0 |
| 2016 | ATL | 8/6 | 28 | 25 | 3 | 0.0 | 0.0 | 2 | 37 | 37 | 0 | 10 | 0 | 0 | 0 |
| TOTAL | | 24/8 | 40 | 37 | 3 | 0.0 | 0.0 | 2 | 37 | 37 | 0 | 10 | 0 | 0 | 0 |

COLLINS' POSTSEASON STATISTICS

| YEAR | GP/GS | TK | SO | AST | SK | YDS | INT | YDS | LG | TD | PD | FF | FR | YDS | TD |
|--------------|-------|------------|----------|----------|----------|------------|------------|----------|----------|----------|----------|----------|----------|----------|----------|
| 2016 | ATL | 2/2 | 7 | 6 | 1 | 0.0 | 0.0 | 0 | 0 | 0 | 2 | 1 | 1 | 0 | 0 |
| TOTAL | | 2/2 | 7 | 6 | 1 | 0.0 | 0.0 | 0 | 0 | 0 | 2 | 1 | 1 | 0 | 0 |



Jalen Collins has played in 24 games with eight starts.

| | | | | | |
|-----------|--|-----------------------|------------------------------|--------------------------|---|
| 76 | TOM COMPTON OFFENSIVE LINE SOUTH DAKOTA 1ST YEAR WITH FALCONS | | | |  |
| | HEIGHT: 6'5" | WEIGHT: 308 | BIRTHDATE: 5/10/89 | NFL EXP: 4 YRS | ACQUIRED: FA-'16 |

TRANSACTIONS

- » Originally selected by the Washington Redskins in the sixth round (193rd overall) of the 2012 NFL Draft.
- » Signed by the Atlanta Falcons as a free agent on March 16, 2016.

2016 (FALCONS)

- » Saw action in all 16 games.
- » Took over for an injured Jake Matthews at left tackle against Kansas City (12/4), playing 41 of 74 offensive snaps.

CAREER

- » Played in 44 games with 10 starts during his four years in Washington.
- » Played in 13 games with one start for the Redskins and helped block for an offense that averaged 255.9 passing yards per game.
- » Played in 15 games in 2013, making his NFL debut vs. PHI (9/9), seeing action on special teams.



COLLEGE

- » After redshirting in 2007, started all 43 games for South Dakota during his time with the Coyotes from 2008-11.
- » As a senior in 2011, started all 11 games, including helping the Coyotes to a 30-17 upset of top-ranked defending champion Eastern Washington.

- » In 2010, was named an All-Great West Conference first-team selection. Started all 11 games at left tackle. Received USD's Most Valuable Lineman Award, helping the Coyotes average 150.9 rushing yards, 207.1 passing yards and 23.4 points per game.
- » As a sophomore in 2009, was named All-Great West Conference honorable mention, starting all 10 games at right tackle for the Coyotes. Was an integral part of a USD offense that averaged 460 yards per game (fourth in the nation), 202 rushing yards per game (11th in the nation) and 258 passing yards per game (16th in the nation).
- » In 2008, started all 11 games at right tackle on offensive line that helped the Coyotes rank in the top 10 nationally in scoring offense, total offense and rushing offense.

PERSONAL

- » Attended Rosemount (Minn.) H.S., where he was a two-year starter on the offensive line. Led his high school team to section championship and a state semifinal berth. Helped pave way for a 1,000-yard rusher.
- » Decorated gingerbread houses with Pediatric Oncology patients at INOVA Fairfax, Va. in 2014.
- » Son of John and Karen Compton. Born on May 10, 1989... Majored in Political Science at USD.

| | | | | | |
|-----------|---|------------------------------|-------------------------------------|---------------------------------|---|
| 42 | PATRICK DIMARCO FULLBACK UNIVERSITY SOUTH CAROLINA 4TH YEAR WITH FALCONS | | | |  <small>  2015 </small> |
| | HEIGHT: 6'1" | WEIGHT: 234 | BIRTHDATE: 4/30/89 | NFL EXP: 6 YRS | ACQUIRED: FA-'13 |

TRANSACTIONS

- » Originally signed by the San Diego Chargers as a college free agent out of South Carolina following the 2011 NFL Draft.
- » Signed by the Kansas City Chiefs on August 2, 2012.
- » Signed to the Falcons practice squad on September 1, 2013.

2016 (FALCONS)

- » Saw action all 16 games with eight starts, logging seven receptions for 52 yards, including a one-yard touchdown. Part of an offense that set a franchise record with 540 points and is averaging 415.8 yards per game.
- » Saw action on offense and special teams in the Falcons season opener against Tampa Bay (9/11). Caught one pass for eight yards.
- » Saw action on offense and special teams at Oakland (9/18). Served as the lead blocker for a rushing attack that put up 139 yards, which marked the 10th time in the last two seasons Atlanta has eclipsed 100 rushing yards.
- » Caught his first touchdown of the season on a one-yard pass from Matt Ryan at Tampa Bay (11/3).

2015 (FALCONS)

- » Had a breakout year in 2015, earning All-Pro honors from Pro Football Focus and his first career Pro Bowl selection. Served as the lead blocker for Devonta Freeman who earned his first trip to the Pro Bowl after rushing for 1,056 yards and 11 touchdowns. Also contributed 13 receptions for 110 yards and two touchdowns.
- » Started at fullback in Atlanta's season opening win over Philadelphia (9/14). Served as the lead blocker for a rushing attack that totaled 105 yards on 35 carries, including 80 yards on 20 carries from rookie RB Tevin Coleman.

- » Played a key role as the lead blocker for a rushing attack that totaled 158 yards and three touchdowns at Dallas (9/27). Delivered a crushing block on Cowboys LB Kyle Wilber on RB Devonta Freeman's first touchdown run.
- » Served as the lead blocker for a rushing attack that totaled 135 yards and four touchdowns against Houston (10/4). Paved the way for RB Devonta Freeman, who became the first player since the AFL-NFL merger to run for three TDs in each of his first two starts.
- » Served as the lead blocker for a rushing attack that totaled a season-high 176 yards against Washington (10/11). Cleared running lanes for RB Devonta Freeman, who rushed for 153 yards on 27 carries (5.7 yards per carry).
- » Started at fullback and paved the way for a rushing attack that totalled 150 yards on 21 carries while averaging 7.1 yards per carry at New Orleans (10/15). Caught two passes for 18 yards.
- » Started at fullback and served as the lead blocker for RB Devonta Freeman, who recorded his third straight 100-yard game, at Tennessee (10/25).
- » Caught two touchdown passes against Indianapolis (11/22). Became the third Falcons running back to score two receiving touchdowns in a single game joining Jacquizz Rodgers (2013) and Justin Griffith (2006).
- » Served as the lead blocker for a rushing offense that compiled 116 yards, against Minnesota (11/29). Atlanta rushed for more-than 100 yards nine times last season.
- » According to Pro Football Focus, DiMarco was the highest rated fullback in the NFL. Both his 14.0 overall grade and his 11.5 blocking grade were double that of his closest peer.

CAREER

- » In four NFL seasons, has played in 51 games with 26 starts while totaling 30 catches for 221 yards and three touchdowns. Was named to his first Pro Bowl in 2015.
- » Played in all 16 games with seven starts in 2014. Caught nine passes for 62 yards caught his first career touchdown pass at Minnesota (9/28).
- » Played in 14 games with seven starts in 2013. Caught eight passes for 49 yards.
- » Made his first start for the Falcons at fullback against Seattle (11/10/13).
- » Played in five games with four starts with the Kansas City Chiefs in 2012.

COLLEGE

- » Played both fullback and tight end at South Carolina, seeing action in 52 career games.
- » Rushed 11 times for 34 yards while adding 38 catches for 302 yards (7.9 yards per catch) with six touchdowns in four seasons with the Gamecocks.

COLLEGE

- » Played on both sides of the ball for Lake Brantley High in Altamonte Springs, FL. Was primarily used as a blocker on offense and as an end on defense.

DIMARCO'S CAREER STATISTICS

| | | | RECEIVING | | | | | RUSHING | | | | |
|---------------|--------------|------|-----------|------------|------------|-----------|----------|----------|----------|------------|----------|----------|
| YEAR | GP/GS | | REC | YDS | AVG | LG | TD | ATT | YDS | AVG | LG | TD |
| 2012 | KC | 5/4 | 0 | 0 | 0.0 | 0 | 0 | 0 | 0 | 0.0 | 0 | 0 |
| 2013 | ATL | 13/7 | 8 | 49 | 6.1 | 12 | 0 | 0 | 0 | 0.0 | 0 | 0 |
| 2014 | ATL | 16/7 | 9 | 62 | 6.9 | 16 | 1 | 0 | 0 | 0.0 | 0 | 0 |
| 2015 | ATL | 16/8 | 13 | 110 | 8.5 | 19 | 2 | 1 | 0 | 0.0 | 0 | 0 |
| 2016 | ATL | 16/8 | 7 | 52 | 7.4 | 18 | 1 | 0 | 0 | 0.0 | 0 | 0 |
| TOTALS | 67/34 | | 37 | 273 | 7.4 | 19 | 4 | 1 | 0 | 0.0 | 0 | 0 |



FB Patrick DiMarco was selected to the Pro Bowl for the first time in his career in 2015.

| | | | | | |
|-----------|---|-----------------------|------------------------------|--------------------------|---|
| 24 | DEVONTA FREEMAN <i>RUNNING BACK</i> FLORIDA STATE UNIVERSITY 3RD YEAR WITH FALCONS | | | |  2016 2015 |
| | HEIGHT: 5'8" | WEIGHT: 206 | BIRTHDATE: 3/15/92 | NFL EXP: 3 YRS | ACQUIRED: D4a-'14 |

TRANSACTIONS

- » Selected by the Falcons in the fourth round (103rd overall) in the 2014 NFL Draft.

2016 (FALCONS)

- » Earned his second career Pro Bowl selection in 2016. Ran for 1,079 yards on 227 carries while scoring 11 rushing touchdowns. Also added 54 catches for 462 yards and two scores. Has totaled 100+ scrimmage yards in seven games this season.
- » Totaled 125 total yards on 18 touches in his playoff debut against Seattle in the Divisional Round. Scored his first playoff touchdown on a one-yard run.
- » Paced the Falcons to a 45-32 win on Monday Night Football with 207 total yards on 19 touches, including a 13-yard touchdown reception from QB Matt Ryan, at New Orleans (9/26). Ran for 152 yards on 14 carries (10.9 yards per carry) while adding 55 yards on five receptions.
- » Scored his first rushing touchdown of the season on a 13-yard run against Carolina (10/2). Finished the game with 57 yards on 13 carries while adding a pair of receptions for seven yards.
- » Ran for 88 yards on 23 carries with one touchdown while adding 35 yards on three receptions at Denver (10/9). Recorded his 10th career game with 100+ scrimmage yards (123).
- » Posted rushing and receiving touchdowns in the same game for the second time in his career against Green Bay (10/30).
- » Notched his second multi-touchdown game of the season, rushing for a pair of scores against Arizona (11/28). Had a game high 60 yards on 16 carries as well as 17 yards on two catches.
- » Totaled 105 scrimmage yards and two rushing touchdowns against Kansas City (12/4). Became the first Falcons running back since Michael Turner (2010-11) to post back-to-back seasons with 1000 scrimmage yards.

2016 GAME-BY-GAME STATISTICS

| DATE | OPP | RUSHING | | | | | | RECEIVING | | | |
|--------|------|---------|------|------|----|----|-----|-----------|------|----|----|
| | | RUSH | YDS | AVG | LG | TD | REC | YDS | AVG | LG | TD |
| 9/11 | TB | 11 | 20 | 1.8 | 10 | 0 | 4 | 20 | 5.0 | 11 | 0 |
| 9/18 | @OAK | 17 | 93 | 5.5 | 18 | 0 | 0 | 0 | 0.0 | 0 | 0 |
| 9/26 | @NO | 14 | 152 | 10.9 | 48 | 0 | 5 | 55 | 11.1 | 34 | 1 |
| 10/2 | CAR | 13 | 57 | 4.4 | 19 | 1 | 2 | 7 | 3.5 | 6 | 0 |
| 10/9 | @DEN | 23 | 88 | 3.8 | 15 | 1 | 3 | 35 | 11.7 | 14 | 0 |
| 10/16 | @SEA | 12 | 40 | 3.3 | 18 | 0 | 3 | 10 | 3.3 | 11 | 0 |
| 10/23 | SD | 15 | 58 | 3.9 | 15 | 0 | 5 | 42 | 8.4 | 15 | 0 |
| 10/30 | GB | 11 | 35 | 3.2 | 17 | 1 | 4 | 23 | 5.8 | 9 | 1 |
| 11/3 | @TB | 17 | 77 | 4.5 | 20 | 0 | 2 | 28 | 14.0 | 27 | 0 |
| 11/13 | @PHI | 12 | 49 | 4.1 | 17 | 0 | 3 | 32 | 10.7 | 15 | 0 |
| 11/27 | ARI | 16 | 60 | 3.8 | 16 | 2 | 2 | 17 | 8.5 | 12 | 0 |
| 12/4 | KC | 15 | 56 | 3.7 | 14 | 2 | 4 | 49 | 12.3 | 16 | 0 |
| 12/11 | @LA | 6 | 6 | 1.0 | 6 | 0 | 2 | 12 | 6.0 | 9 | 0 |
| 12/18 | SF | 20 | 139 | 7.0 | 34 | 3 | 2 | 16 | 8.0 | 8 | 0 |
| 12/24 | CAR | 13 | 53 | 4.1 | 13 | 0 | 8 | 35 | 4.4 | 9 | 0 |
| 1/1 | NO | 12 | 96 | 8.0 | 75 | 1 | 5 | 81 | 16.2 | 35 | 0 |
| TOTALS | | 227 | 1079 | 4.8 | 75 | 11 | 54 | 462 | 8.6 | 35 | 2 |
| CAREER | | 557 | 2383 | 4.3 | 75 | 23 | 157 | 1265 | 8.1 | 44 | 6 |

2016 POSTSEASON STATISTICS

| DATE | OPP | RUSHING | | | | | | RECEIVING | | | |
|--------|-----|---------|-----|-----|----|----|-----|-----------|------|----|----|
| | | RUSH | YDS | AVG | LG | TD | REC | YDS | AVG | LG | TD |
| 1/14 | SEA | 14 | 45 | 3.2 | 13 | 1 | 4 | 80 | 20.0 | 53 | 0 |
| 1/22 | GB | 14 | 42 | 3.0 | 14 | 0 | 4 | 42 | 10.5 | 19 | 1 |
| TOTALS | | 28 | 87 | 3.1 | 14 | 1 | 8 | 122 | 15.3 | 53 | 1 |

- » Recorded his second 100-yard game of the season with 139 yards on 20 carries against San Francisco (12/18). Ran for three touchdowns in the win, giving him four multi-touchdown games this season. Also became the only player in the NFL to rush for three touchdowns in a game multiple times (3) over the last two seasons.
- » Tallied 177 scrimmage yards, including a career-long 75-yard touchdown run, against New Orleans (1/1). Rushed for 96 yards on 12 carries, eclipsing the 1,000-yard mark for the second consecutive season. Became the sixth Falcon and first since Michael Turner (2010-11) to accomplish that feat. Added 81 yards on five receptions.

2015 (FALCONS)

- » Earned his first Pro Bowl selection after rushing for 1,056 yards with 11 touchdowns while adding 578 yards on 73 catches and three scores.

Ranked fifth in the NFL with 1,634 total yards and tied for the League lead with 14 overall touchdowns.

- » Rushed 12 times for 25 yards (2.1 avg.) and scored his first rushing touchdown of the season on a one-yard run at New York (9/20). Also added 34 yards on four catches. His late score put the Falcons on top 24-20 with under two minutes remaining in the game.
- » Had a career day with 141 yards and three touchdowns on 30 carries at Dallas (9/27). Also added 52 yards on five catches, giving him 193 scrimmage yards which was the highest total for any running back through the first three weeks of the season.
- » Freeman's three rushing touchdowns at Dallas marked the first time a Falcon running back has rushed for three scores since RB Michael Turner accomplished the feat in 2010. Additionally his 141 rushing yards were the most by a Falcons running back since Turner rushed for 172 yards in Week 17 of the 2011 season.
- » Became the first player since the 1970 AFL-NFL merger to rush for three touchdowns in each of his first two starts by running for 68 yards and three TDs against Houston (10/4). Totaled 149 scrimmage yards, adding 81 receiving yards on five catches.
- » Rushed for a career-best 153 yards on 27 carries with one touchdown against Washington (10/11). Averaged 5.7 yards per carry, the highest mark in the NFL among running backs with at least 25 carries that week. Added 44 yards on seven receptions for 197 yards from scrimmage. Also became the first player in the Super Bowl era to record seven rushing touchdowns in his first three starts.
- » Posted his third 100-yard game of the season at New Orleans (10/15). Logged 100 yards on 13 carries with one touchdown. Also added eight catches for 56 yards and one score for his third multi-touchdown game of the season.
- » Became the first Falcon RB since Michael Turner (2009) to record three straight 100-yard game when he ran for 116 yards at Tennessee (10/25).
- » Ran for 88 yards on 21 carries (4.2 yards per carry) with a 20-yard long gain against Tampa Bay (11/1). Added six receptions for 43 yards, giving him six straight games with 100+ scrimmage yards.
- » Rushed 14 times for 47 yards while adding a career-best 10 catches for 56 yards at Tampa Bay (12/6). Totaled 103 scrimmage yards, his seventh game with 100 total yards this season.

» Recorded 100 total yards for the eighth time this season with 101 scrimmage yards - 56 rushing & 45 receiving - at Jacksonville (12/20). Also scored his NFL-leading 10th rushing touchdown of the season.

» Ran for 73 yards on 22 carries, including his NFL-leading 11th touchdown of the season against Carolina (12/27).

CAREER

» Played in all 16 games and had 248 yards off of 65 carries and one touchdown as a rookie in 2014. Also had 30 catches for 225 yards and one touchdown.

COLLEGE

» Became the first Florida State running back since Warrick Dunn to rush for over 1,000 yards when he logged 1,016 yards on 173 carries in 2013. He is the sixth player in Seminole history to accomplish that feat.

» Led the team in rushing during both his freshman and junior campaigns, becoming the 15th player since 1947 to pace the offense in multiple seasons.

» His 30 rushing touchdowns are tied for third in school history while his 2,255 career rushing yards are tied with Falcons RB Antone Smith for the eighth most in school history.

» Appeared in 39 games during three seasons at Florida State, starting 26 contests, including his final 19 appearances.

» Compiled 2,730 all-purpose yards, adding 475 yards on 47 receptions to his 404 carries and 2,255 career rushing yards, and averaged 70 yards per game.

» In 2013, earned All-Atlantic Coast Conference first-team honors from the league's coaches and media after leading the team in rushing for the second time in his career. averaged 5.9 yards per carry and ran for 14 touchdowns while his 1,016 yards were the seventh-highest single season total in school history.

» Rushed 11 times for 73 yards, including a late second quarter touchdown in Florida State's 34-31 victory over Auburn in the BCS National Championship Game.

» As a sophomore in 2012, he ranked second on the team with 660 yards on 111 carries, averaging 5.9 yards per carry, and scoring eight touchdowns.

» Earned third-team Freshman All-America honors from the NFL Draft Report after leading the Seminoles with 579 yards on 120 carries, the

fifth-highest yardage total by a true freshman in school history. Averaged 4.8 yards per carry and scored eight touchdowns while starting seven games.

PERSONAL

- » Attended Miami (Fla.) Central High School, where he was a consensus four-star recruit. He led Miami Central to a Class 6A state championship as a senior in 2010 after posting 2,208 yards and 26 touchdowns.
- » Rivals.com regarded him as the 10th-best running back in the nation, placing him 22nd on their Florida Top 100 and 108th on the Ri-

vals250 lists while Scout.com considered him to be the ninth-best running back in high school.

- » Was named the MVP of the state title game after gaining 308 yards on 36 carries - falling just 20 yards shy of a state championship game record.
- » He recorded 663 rushing yards and six touchdowns in the final two games of the state playoffs, receiving first-team All-Dade recognition from The Miami Herald and was a member of the Times-Union's Florida Super 75 squad.

| FREEMAN'S CAREER STATISTICS | | | | | | | | | | | | |
|-----------------------------|-------|-------|---------|-------|-----|-----|----|-----------|-------|-----|----|----|
| | | | RUSHING | | | | | RECEIVING | | | | |
| YEAR | GP/GS | | ATT | YDS | AVG | LG | TD | REC | YDS | AVG | LG | TD |
| 2014 | ATL | 16/0 | 65 | 248 | 3.8 | 31t | 1 | 30 | 225 | 7.5 | 36 | 1 |
| 2015 | ATL | 15/13 | 265 | 1,056 | 4.0 | 39 | 11 | 73 | 578 | 7.9 | 44 | 3 |
| 2016 | ATL | 16/16 | 227 | 1,079 | 4.8 | 75t | 11 | 54 | 462 | 8.6 | 35 | 2 |
| TOTALS | | 47/29 | 557 | 2,383 | 4.3 | 75t | 23 | 157 | 1,265 | 8.1 | 44 | 6 |

| FREEMAN'S PLAYOFF STATISTICS | | | | | | | | | | | | |
|------------------------------|-------|-----|---------|-----|-----|----|----|-----------|-----|------|----|----|
| | | | RUSHING | | | | | RECEIVING | | | | |
| YEAR | GP/GS | | ATT | YDS | AVG | LG | TD | REC | YDS | AVG | LG | TD |
| 2016 | ATL | 2/2 | 28 | 87 | 3.1 | 14 | 1 | 8 | 122 | 15.3 | 53 | 1 |
| TOTALS | | 2/2 | 28 | 87 | 3.1 | 14 | 1 | 8 | 122 | 15.3 | 53 | 1 |



| FREEMAN'S BEST GAMES | | | |
|------------------------|------------------------|------------------------|-------------------|
| RUSHING ATT | RUSHING YDS | RECEPTIONS | RECEIVING YARDS |
| 30 @ DAL (9/27/15) | 153 vs. WAS (10/11/15) | 10 @ TB (12/6/15) | 81, Two Times |
| 27 vs. WAS (10/11/15) | 152 @ NO (9/26/16) | 8, Three Times | vs. NO (1/1/17) |
| 25, Three Times | 141 @ DAL (9/27/15) | Last @ Car (12/24/16) | 67 @ SF (11/8/15) |
| Last vs. NO (1/3/16) | 139 vs. SF (12/18/16) | | |
| RUSHING TDS | RECEIVING TDS | SCRIM. YARDS | |
| 3, Three Times | 1, Six Times | 207 @ NO (9/26/16) | |
| Last vs. SF (12/18/16) | Last vs. GB (10/30/16) | 197 vs. WAS (10/11/15) | |
| 2, Two Times | | 193 @ DAL (9/27/15) | |
| Last vs. KC (12/4/16) | | 177 vs. NO (1/1/17) | |

| 2015 GAME-BY-GAME STATISTICS | | | | | | | | | | | | |
|------------------------------|-----|----------|-------|------|-----|----|-----------|-----|------|-----|----|--|
| DATE | OPP | RUSHING | | | | | RECEIVING | | | | | |
| | | RUSH | YDS | AVG | LG | TD | REC | YDS | AVG | LG | TD | |
| 9/14 | PHI | 10 | 18 | 1.8 | 9 | 0 | 3 | 29 | 9.7 | 12 | 0 | |
| 9/20 @ | NYG | 12 | 25 | 2.1 | 7 | 1 | 4 | 34 | 8.5 | 11 | 0 | |
| 9/27 @ | DAL | 30 | 141 | 4.7 | 17 | 3 | 5 | 52 | 10.4 | 35 | 0 | |
| 10/4 | HOU | 14 | 68 | 4.9 | 23t | 3 | 5 | 81 | 16.2 | 44 | 0 | |
| 10/11 | WAS | 27 | 153 | 5.7 | 18 | 1 | 7 | 44 | 6.3 | 9 | 0 | |
| 10/15 @ | NO | 13 | 100 | 7.7 | 25t | 1 | 8 | 56 | 7.0 | 13t | 1 | |
| 10/25 @ | TEN | 25 | 116 | 4.6 | 19 | 0 | 2 | 14 | 7.0 | 8 | 0 | |
| 11/1 | TB | 21 | 88 | 4.2 | 20 | 0 | 6 | 43 | 7.2 | 13 | 0 | |
| 11/8 @ | SF | 12 | 12 | 1.0 | 7 | 0 | 8 | 67 | 8.4 | 17t | 1 | |
| 11/22 | IND | 3 | 43 | 14.3 | 39 | 0 | 0 | 0 | 0.0 | 0 | 0 | |
| 11/29 | MIN | INACTIVE | | | | | | | | | | |
| 12/6 @ | TB | 14 | 47 | 3.4 | 14 | 0 | 10 | 56 | 5.6 | 13 | 0 | |
| 12/13 @ | CAR | 12 | 40 | 3.3 | 22 | 0 | 3 | 22 | 7.3 | 12 | 0 | |
| 12/20 @ | JAX | 25 | 56 | 2.2 | 21 | 1 | 7 | 45 | 6.4 | 13 | 0 | |
| 12/27 | CAR | 22 | 73 | 3.3 | 14 | 1 | 3 | 17 | 5.7 | 12 | 0 | |
| 1/3 | NO | 25 | 76 | 3.0 | 10 | 0 | 2 | 18 | 9.0 | 14 | 1 | |
| TOTALS | | 265 | 1,056 | 4.0 | 39 | 11 | 73 | 578 | 7.9 | 44 | 3 | |
| CAREER | | 330 | 1,304 | 4.0 | 39 | 12 | 103 | 803 | 7.8 | 44 | 4 | |

| 2014 GAME-BY-GAME STATISTICS | | | | | | | | | | | | |
|------------------------------|-----|---------|-----|------|----|----|-----------|-----|------|----|----|--|
| DATE | OPP | RUSHING | | | | | RECEIVING | | | | | |
| | | RUSH | YDS | AVG | LG | TD | REC | YDS | AVG | LG | TD | |
| 9/7 | NO | 2 | 15 | 7.5 | 10 | 0 | 2 | 18 | 9 | 13 | 0 | |
| 9/14 @ | CIN | 0 | 0 | 0 | 0 | 0 | 2 | 22 | 11 | 18 | 0 | |
| 9/18 | TB | 11 | 12 | 1.1 | 6 | 0 | 1 | 7 | 7 | 7 | 0 | |
| 09/28 @ | MIN | 2 | 8 | 4 | 5 | 0 | 2 | 12 | 6 | 6 | 0 | |
| 10/5 @ | NYG | 4 | 38 | 9.5 | 24 | 0 | 5 | 44 | 8.8 | 19 | 0 | |
| 10/12 | CHI | 2 | 5 | 2.5 | 3 | 0 | 2 | 26 | 13 | 14 | 0 | |
| 10/19 @ | BAL | 2 | 20 | 10.0 | 18 | 0 | 5 | 17 | 3.4 | 9 | 0 | |
| 10/26 | DET | 3 | 5 | 1.7 | 2 | 0 | 1 | 7 | 7 | 7 | 1 | |
| 11/9 @ | TB | 3 | 16 | 5.3 | 9 | 0 | 1 | -2 | -2.0 | -2 | 0 | |
| 11/16 @ | CAR | 6 | 28 | 4.7 | 15 | 0 | 0 | 0 | 0 | 0 | 0 | |
| 11/23 | CLE | 5 | 7 | 1.4 | 6 | 0 | 0 | 0 | 0 | 0 | 0 | |
| 11/30 | ARI | 8 | 26 | 3.3 | 19 | 0 | 1 | 4 | 4.0 | 4 | 0 | |
| 12/8 @ | GB | 2 | -2 | -1.0 | 0 | 0 | 2 | 10 | 5.0 | 6 | 0 | |
| 12/14 | PIT | 4 | 21 | 5.3 | 10 | 0 | 1 | 9 | 9.0 | 9 | 0 | |
| 12/21 @ | NO | 5 | 36 | 7.2 | 31 | 1 | 3 | 48 | 16.0 | 36 | 0 | |
| 12/28 | CAR | 6 | 13 | 2.2 | 5 | 0 | 2 | 3 | 1.5 | 2 | 0 | |
| TOTALS | | 65 | 248 | 3.8 | 24 | 1 | 30 | 225 | 7.5 | 36 | 1 | |
| CAREER | | 65 | 248 | 3.8 | 24 | 1 | 30 | 225 | 7.5 | 36 | 1 | |



RB Devonta Freeman totaled 125 scrimmage yards and one touchdown in his playoff debut.

| | | | | |
|----|--|-----------------------------------|--|---|
| 93 | <div>DWIGHT FREENEY</div> <div>DEFENSIVE END</div> <div>SYRACUSE UNIVERSITY</div> <div>1ST YEAR WITH FALCONS</div> | | <div></div> <div>2011</div> <div>2010</div> <div>2009</div> <div>2008</div> <div>2005</div> <div>2004</div> <div>2003</div> |  |
| | <div>HEIGHT:</div> <div>6'1"</div> | <div>WEIGHT:</div> <div>268</div> | <div>BIRTHDATE:</div> <div>2/19/80</div> | |

TRANSACTIONS

- » Originally selected by the Indianapolis Colts in the first-round (11th overall) of the 2002 NFL Draft.
- » Signed a six-year contract with the Colts as franchise player on 7/13/07.
- » Signed two-year contract with San Diego Chargers on May 18, 2013.
- » Signed by the Arizona Cardinals on October 13, 2015.
- » Signed by the Atlanta Falcons on August 4, 2016.

2016 (FALCONS)

- » Saw action in 15 games, posting 10 tackles and three sacks.
- » Notched his first sack in a Falcons uniform, dropping QB Drew Brees for a nine-yard loss at New Orleans (9/26). Also added two tackles and one tackle for loss. Ranks third among active players with 120.5 career sacks.
- » Dropped Cam Newton for an eight-yard loss against Carolina (10/2). His sack helped keep the Panthers out of field goal range at the end of the first half.
- » Recorded his third straight game with a sack at Denver (10/9). Combined with Vic Beasley Jr. and Adrian Clayborn to drop Paxton Lynch. Part of a defense that notched six sacks.

CAREER

- » Played in 11 games and totaled nine tackles (eight solo) with eight sacks and three forced fumbles, helping the Cardinals advance to the NFC Championship game.
- » 2014: Played in all 16 games (nine starts) and totaled 13 tackles, 3.5 sacks, one fumble recovery and a pass defended in 2014. Recovered third-quarter fumble at Arizona (9/8) after strip sack by Jerry Attaochu that led to a TD. Had a 13-yard sack to force punt on opening

series vs. Seattle (9/14). Teamed with Ricardo Mathews on 14-yard sack of Colin Kaepernick at San Francisco (12/20); Mathews forced a fumble and Corey Liuget recovered for a TD. Recorded a sack to help force a FG attempt at Kansas City (12/28).

- » Started the first four games in his debut season with Chargers in 2013 before going on injured reserve. Had a tackle and a half-sack in season opener vs. Houston (9/9). Injured quadriceps vs. Dallas (9/29) and was placed on injured reserve on 10/2.
- » Started 14 games in his final year with the Colts in 2012, recording 20 tackles, five sacks, one forced fumble and a pass defended. Injured ankle in first quarter of season opener at Chicago (9/9) and missed the next two games. Sacked Aaron Rodgers vs. Green Bay (10/7) in return from injury. Sacked Ryan Tannehill and recorded 44th career forced fumble on play vs. Miami (11/4). Recorded one sack in each of the last three regular season games. Had the Colts lone sack in playoff-clinching win at Kansas City (12/23). Started in Wild Card game at Baltimore (1/6/13).
- » Played in all 16 games (15 starts) and finished with 19 tackles, 8.5 sacks and two forced fumbles in 2011. Earned his seventh career Pro Bowl honor (fourth consecutive). Collected a 14-yard sack and forced fumble vs. Cleveland (9/18). Posted season-high two sacks and forced a fumble that was returned 47 yards for TD by Jamaal Anderson vs. Pittsburgh (9/25). Collected 1.5 sacks vs. Kansas City (10/9), giving him 4.5 sacks in the first five games of the season. Recorded a 20-yard sack vs. Carolina (11/27). Tied season high with two sacks, including the 100th of his career at Baltimore (12/11).
- » In 2010, started all 16 games for the third time in his career and earned his sixth overall and third consecutive Pro Bowl honor. Finished with 25 tackles, 10.0 sacks, five forced fumbles and two passes defended. Won the Colts

Ed Block Courage Award and was named All-AFC by PFW/PFWA after seventh-career double-digit sack season. Posted season-high two sacks and two forced fumbles vs. NY Giants (9/19); first sack-forced fumble returned one yard for TD by Fili Moala; was 21st career multisack game and seventh with multiple forced fumbles. Named AFC Defensive Player of the Week for the fifth time after recording two sacks and a forced fumble vs. Houston (11/1). Notched four tackles in Wild Card game vs. NYJ (1/8/11).

- » Played in 14 games (nine starts) in 2009 and had 31 tackles, 13.5 sacks, a forced fumble and a pass defended ... named to fifth career Pro Bowl and earned All-Pro honors from the Associated Press (first-team), Sporting News, Sports Illustrated and PFW/PFWA. Named to NFL's All-Decade Team (2000-09). Tied for third in NFL with 13.5 sacks. Had at least one sack in each of first eight games of season, tying teammate Robert Mathis' NFL record. Collected season-high two sacks, forced fumble and season-high six QB pressures at Arizona (9/27). First-quarter sack vs. Houston (11/8) marked team-record ninth-straight game (dating to 2008 season finale) with a sack. Matched season high with two sacks vs. NYJ (12/27). Started all three postseason games and recorded sack of Drew Brees in Super Bowl XLIV vs. New Orleans (2/7/10).
- » Named to the Pro Bowl for the fourth time after playing in 15 games (14 starts) and totaling 30 tackles, 10.5 sacks and four forced fumbles in 2008. Had a sack in each of the first two games and added a forced fumble at Minnesota (9/14). Earned AFC Defensive Player of the Month for November for games that included two sacks, a forced fumble and four pressures at Pittsburgh (11/9), two sacks vs. Houston (11/16) and a sack, forced fumble and four pressures at Cleveland (11/30). Sack-forced fumble vs. Browns was returned 37 yards for TD by Robert Mathis. Tied postseason career best with two sacks in Wild Card game at San Diego (1/3/09).
- » Started nine games in 2007 and collected 34 tackles, 3.5 sacks and four forced fumbles. Recorded a sack and two forced fumbles vs. Denver (9/30). Named AFC Defensive Player of the Week for the fourth time in his career after posting two sacks, including one for a safety, and two forced fumbles vs. Jacksonville (10/22); safety was Colts first since 2000. Injured foot at San Diego (11/11) and was placed on injured reserve on 11/14.
- » Started every game as the Colts won Super

Bowl XLI after the 2006 season. Finished season with 45 tackles, 5.5 sacks, four forced fumbles and two passes defended. Earned third career AFC Defensive Player of the Week honor after tying career high with three sacks (fifth time in career) and three forced fumbles (second time in career) vs. Cincinnati (12/18). Collected two sacks and a forced fumble in Wild Card game vs. Kansas City (1/6/07). Had a fumble recovery in Super Bowl XLI victory vs. Chicago (2/4/07).

- » Selected to his third consecutive Pro Bowl after totaling 39 tackles, 11.0 sacks, six forced fumbles and three passes defended in 16 games (13 starts) in 2005. Earned All-Pro honors from the Associated Press (first-team), Sporting News and PFW/PFWA. Also selected as the Defensive Player of the Year by Kansas City Committee of 101. Named AFC Defensive Player of the Month for September after recording four sacks in three games, including a season-high three sacks and forced fumble vs. Cleveland (9/25). Notched two sacks and a forced fumble vs. Tennessee (12/4). Had a sack and a pass defended in Divisional Playoff game vs. Pit (1/15/06).
- » Led the NFL with a then franchise-record and career-best 16.0 sacks to earn his second straight Pro Bowl honor in 2004. Started all 16 games and finished with 47 tackles, four forced fumbles and three passes defended. Named an All-Pro by the Associated Press (first-team), Sports Illustrated, Sporting News, College and Pro Football Newsweekly and PFW/PFWA. Named the NFL Alumni Pass Rusher of Year. Had two sacks each vs. Jax (10/24) and vs. Minnesota (11/8). Earned AFC Defensive Player of the Month honors for December/January for a stretch that included back-to-back threesack games vs. Tennessee (12/5) and at Houston (12/12), a two-sack game vs. Baltimore (12/19) and one sack vs. San Diego (12/26). Started both playoff games and had a sack in Divisional Playoff game at New England (1/16/05).
- » Earned first career Pro Bowl selection after playing in 15 games (13 starts) and compiling 41 tackles, 11.0 sacks, four forced fumbles, two fumble recoveries and a pass defended in 2003. Was the Colts first Pro Bowl defensive lineman since 1977. Named an AP All-Pro (second-team) and was chosen All-AFC by PFW/PFWA. Scored first career TD on fumble recovery and 19-yard return at New Orleans (9/28). Earned AFC Defensive Player of the Week after season-high three sacks and two forced fumbles at Miami (11/2). Batted down two-point conversion attempt at Tennessee (12/7) to preserve 29-27 win. Started all three playoff games and

had a sack and a forced fumble in Wild Card win vs. Denver (1/4/04).

- » Named to PFW/PFWA All-Rookie team in 2002 after recording 13.0 sacks, the second-most all-time by a rookie in league history. Also led team with nine forced fumbles and 36 pressures and added 47 tackles, a fumble recovery and a pass defended in 16 games (eight starts). Notched first career sack at Houston (9/22). Won AFC Defensive Player of the Week after collecting a sack and three forced fumbles in first career start at Philadelphia (11/10). Had two sacks for his first career multi-sack game vs. Dallas (11/17). Recorded 12th and 13th sacks and ninth forced fumble in season finale vs. Jacksonville (12/29). Had a sack and seven tackles in playoff debut at NY Jets (1/4/03).

COLLEGE

- » Started 22 of 39 career games played at Syracuse and tallied 34.0 sacks (second in school history), 104 tackles, 14 forced fumbles, 51 tackles for loss, 43 pressures and six passes defended.
- » Earned All-American and All-Big East honors and was named co-Big East Defensive Player of Year as a senior after leading nation with school-record 17.5 sacks.

- » Tied conference record with four Big East Player of Week awards in 2001.

- » Set school record with 11 forced fumbles and three recoveries as senior in '01. Was a BCS-Football.com second-team All-American and a first-team All-Big East selection as a junior.

PERSONAL

- » Attended Bloomfield (CT) High School where he earned All-American and All-Central Connecticut West honors.
- » Oversees the Dwight Freeney Foundation and raises funds for charities in his home state of Connecticut through events including a celebrity golf classic.
- » Graduated with Information Studies and Technology degree.



Dwight Freeney helped the Falcons register 34 sacks in 2016, their most since 2006.

18**TAYLOR GABRIEL****WIDE RECEIVER**ABILENE CHRISTIAN
1ST YEAR WITH FALCONSHEIGHT:
5'8"WEIGHT:
165BIRTHDATE:
2/17/91NFL EXP:
3 YRSACQUIRED:
FA-'16**TRANSACTIONS**

- » Originally signed by the Cleveland Browns as a college free agent in 2014 after participating in the team's rookie minicamp on a tryout basis.
- » Claimed off of waivers by the Atlanta Falcons on September 4, 2016.

2016 (FALCONS)

- » Played in 13 games with three starts, catching 35 passes for 579 yards with six touchdowns and is averaging 16.5 yards per reception. Added three rushes for 51 yards and one touchdown.
- » Made his Falcons debut at Oakland (9/18). Caught three passes for 28 yards.
- » Ranked second on the team in receiving with three catches for 49 yards against Carolina (10/2).
- » Caught a 47-yard touchdown pass from Matt Ryan against Green Bay (10/30). Finished the game with three receptions for 68 yards.
- » Caught five passes for 52 yards at Tampa Bay (11/3). Rushed twice for 24 yards, including a nine-yard touchdown - his first career rushing score.
- » Scored his third touchdown of the season on a 76-yard pass from QB Matt Ryan, the longest reception of his career, at Philadelphia (11/13). Has scored a touchdown in three straight games.
- » Caught four passes for 75 yards with a pair of catch-and-run touchdowns against Arizona (11/28). Scored for the fourth straight game while also adding one carry for 27 yards.
- » Pulled in three passes for 82 yards (27.3 yards per reception), including a 64-yard touchdown at Los Angeles (12/11).
- » Scored in back-to-back games for the second time this season after hauling in a nine-yard touchdown pass against San Francisco (12/18). Finished the game with 60 yards on three catches.

CAREER

- » Has played in 42 games with nine starts while totaling 99 receptions for 1441 yards (14.6 yards per catch) with seven touchdowns. Has added eight rushes for 61 yards (7.6 yards per carry) with one touchdown.
- » A big-play threat, has caught 24 passes of 20 yards or longer, including eight passes over 40 yards.
- » Played in 13 games with four starts and collected 28 receptions for 241 yards with the Browns in 2015.
- » Averaged 17.3 yards per catch, which led the AFC and was third in the NFL in 2014 while playing in all 16 games. Finished second on the club with 621 receiving yards, while adding 36 receptions. Was one of six rookies with at least four 40-yard receptions. One of five college free agents who earned a spot on the Browns' opening day roster.

COLLEGE

- » Appeared in 45 games at Abilene Christian where he collected 215 receptions for 3,028 yards and 27 TDs. Amassed 262 rushing yards and two TDs on 28 carries while also adding 33 punt returns for 577 yards and three TDs at ACU.
- » Set career highs as a senior with 73 receptions for 1,061 yards and 10 TDs. Added 209 yards on 12 punt returns.
- » Threw a 50-yard TD pass in his senior year on his only career pass attempt.
- » Finished his junior season with 52 receptions for 684 yards and seven TDs. Also registered 64 receptions for 988 yards and 10 touchdowns as a sophomore.
- » Returned 12 punts for 136 yards and one TD after playing in all 12 games as a freshman. Finished the season with 26 catches for 295 yards. Also totaled 100 punt-return yards and one TD on four attempts.

PERSONAL

- » Given name Taylor James Gabriel...Born in Dallas, Texas
- » Attended John Horn High School in Mesquite, Texas, where he played wide receiver and defensive back, as well as kick and punt returner.
- » Earned all-state honors and was named district MVP as a senior. Also played basketball and ran track.
- » Lists classical and jazz as his favorite types of music. Enjoys reading books, including his favorite Heaven is for Real.

GABRIEL'S CAREER STATISTICS


| YEAR | GP/GS | RECEIVING | | | | | | RUSHING | | | | |
|---------------|-------------|-----------|--------------|-------------|------------|----------|--|----------|-----------|------------|-----------|----------|
| | | REC | YDS | AVG | LG | TD | | ATT | YDS | AVG | LG | TD |
| 2014 | CLE 16/2 | 36 | 621 | 17.3 | 70 | 1 | | 4 | 10 | 2.5 | 8 | 0 |
| 2015 | CLE 13/4 | 28 | 241 | 8.6 | 56 | 0 | | 0 | 0 | 0.0 | 0 | 0 |
| 2016 | ATL 12/3 | 32 | 564 | 17.6 | 76t | 6 | | 4 | 51 | 12.8 | 27 | 1 |
| TOTALS | 42/9 | 99 | 1,441 | 14.6 | 76t | 7 | | 8 | 61 | 7.6 | 27 | 1 |

GABRIEL'S PLAYOFF STATISTICS

| YEAR | GP/GS | RECEIVING | | | | | | RUSHING | | | | |
|---------------|------------|-----------|-----------|-------------|-----------|----------|--|----------|----------|------------|----------|----------|
| | | REC | YDS | AVG | LG | TD | | ATT | YDS | AVG | LG | TD |
| 2016 | ATL 2/0 | 6 | 95 | 15.8 | 37 | 0 | | 0 | 0 | 0.0 | 0 | 0 |
| TOTALS | 2/0 | 6 | 95 | 15.8 | 37 | 0 | | 0 | 0 | 0.0 | 0 | 0 |



WR Taylor Gabriel hauled in a 47-yard touchdown against Green Bay in Week 8.

| | | | | | |
|-----------|--|-----------------------|-----------------------------|--------------------------|---|
| 63 | BEN GARLAND GUARD AIR FORCE 2ND YEAR WITH FALCONS | | | |  |
| | HEIGHT: 6'5" | WEIGHT: 308 | BIRTHDATE: 4/6/88 | NFL EXP: 3 YRS | ACQUIRED: FA-'15 |

TRANSACTIONS

- » Originally signed by the Denver Broncos as a college free agent in 2010.
- » Signed by the Falcons on September 9, 2015.
- » Promoted to the 53-man roster from the practice squad on December 15, 2015.

2016 (FALCONS)

- » Saw action in 16 games on the offensive line and special teams. Has also been deployed as a defensive tackle, recording three tackles.
- » Sacked Russell Wilson in the end zone for a safety in Atlanta's 36-20 Divisional Playoff win over Seattle.

2015 (FALCONS)

- » Served as a member of the Falcons practice squad for the first 14 weeks of the season before being signed to the active roster for the final three games.

CAREER

- » In 2010, the Broncos placed him on the reserve/military list to serve his two-year military commitment. Garland returned in 2012, and spent two years on the Broncos practice squad.
- » In 2014, he saw action in eight games with Denver.


COLLEGE

- » Played in 39 career games, starting 34, on the defensive line for the Air Force Falcons from 2006 to 2009. Totaled 115 tackles, 11.5 sacks, three forced fumbles and two blocked kicks.

- » Started every game at nose guard during his junior season. Posted 39 total tackles, including 15 unassisted. Ranked fourth on the team with 7.5 tackles for loss and had four sacks.
- » Played in all 13 games, starting the last eight, as a sophomore. Tallied 31 tackles (13 solo) with three sacks, and three tackles for loss.
- » Played in four games as a freshman, posting two tackles, and one tackle for loss.

PERSONAL

- » Lettered four years in football and one in basketball...first-team all-state as a senior in football...was also an all-conference and all-district selection...all-conference as a junior...was a Wendy's Heisman nominee...member of the National Honor Society.
- » Member of Cadet Squadron 27...son of John Hildebrand and Syndee Garland...siblings include Jessica, Josh and Brandon...also recruited by New Mexico...majoring in systems engineering management...completed Global Engagement and Soaring in the summer of 2007...also completed Operation Air Force at McConnell AFB, Kan., that summer.
- » Went to Lackland AFB in the summer of 2008 on Operation Air Force...also worked the Basic Cadet Training command center this past summer...completed the powered flight program last summer...was also part of the cadet leadership team for Basic Cadet Training at the Air Force Prep School...is an element leader in his squadron.

| | | | | | |
|-----------|--|-----------------------|-----------------------------|--------------------------|---|
| 29 | C.J. GOODWIN CORNERBACK CALIFORNIA (PA) 2ND YEAR WITH FALCONS | | | |  |
| | HEIGHT: 6'4" | WEIGHT: 220 | BIRTHDATE: 2/4/90 | NFL EXP: 2 YRS | ACQUIRED: FA-'15 |

TRANSACTIONS

- » Originally signed by the Pittsburgh Steelers as a college free agent following the 2014 NFL Draft.
- » Signed to the Atlanta Falcons practice squad on November 3, 2015.
- » Signed a reserve/future free agent by the Atlanta Falcons on January 5, 2016.

2016 (FALCONS)

- » Played in 14 games with one start, seeing action on defense and special teams. His 10 special teams tackles rank second on the team.
- » Saw action on special teams in Atlanta's season opener against Tampa Bay (9/11).
- » Saw action on defense and special teams at Oakland (9/18). Posted two special teams tackles.
- » Made his first career start against San Francisco (12/18), posting one tackle.

2015 (FALCONS)

- » Spent part of the 2015 season as a member of the Falcons practice squad.

CAREER


- » In two seasons, has served as a member of the Falcons and Steelers practice squads.
- » Spent the 2014 season as a member of the Steelers practice squad.

COLLEGE

- » Finished his college career at California University of Pennsylvania. Caught 11 passes for 126 yards with one touchdown in 11 games.
- » Began his college career at Bethany College where he played basketball for two years before transferring to Fairmont State University.
- » Walked onto the football team at Fairmont State and caught 24 passes for 440 yards with four touchdowns. Led the team averaging 18.3 yards per catch.

PERSONAL

- » Attended The Linsly School in Wheeling, West Virginia and began playing football his senior year. He was a standout wide receiver for Linsly's football team. In addition to football, also competed in track and basketball.

| | | | | | |
|---------|------------------------------------|------------|----------|-----------|---|
| 77 | RA'SHEDE HAGEMAN | | | |  |
| | DEFENSIVE TACKLE | | | | |
| | MINNESOTA 3RD YEAR WITH FALCONS | | | | |
| HEIGHT: | WEIGHT: | BIRTHDATE: | NFL EXP: | ACQUIRED: | |
| 6'6" | 318 | 8/8/90 | 3 YRS | D2-'14 | |

TRANSACTIONS

- » Selected by the Falcons in the second round (37th overall) of the 2014 NFL Draft.

2016 (FALCONS)

- » Saw action in 12 games with four starts, posting 17 tackles (nine solo), two sacks, two tackles for loss and two quarterback hits. Also blocked an extra point in Week 6 at Seattle and Week 13 against Kansas City.

CAREER

- » In three seasons, has seen action in 44 games with 16 starts. Has collared 60 tackles (39 solo), four sacks, and one pass defense.
- » Played in all 16 games, including 12 starts. Posted 27 tackles (17 solo) with one sack and one pass defense. Helped anchor a rush defense that allowed 105 yards per game.
- » Saw action in all 16 games during his rookie season in 2014. He recorded 16 total tackles (13 solo) and one sack.
- » As a reserve defensive lineman made three total tackles (one solo) at Carolina (11/16/14). Blocked K Graham Gano's 63-yard field goal attempt as time expired to seal the win for Atlanta.
- » Had one of the best games of his young career when he recorded his first career sack, three total tackles (two solo), a hit on the quarterback and a tackle for a loss at New Orleans (12/21).

COLLEGE

- » Appeared in 46 games at Minnesota, including starts in his final 26 contests. Finished his career with 91 tackles (57 solo), with 10 sacks for minus 76 yards, 24 tackles for loss totaling 114 yards, two forced fumbles, one fumble recovery, and two blocked kicks.

2016 GAME-BY-GAME STATISTICS

| DATE | OPP | TK | SO | SK | YDS | INT | YDS | FF | FR | PD |
|---------------|------|-----------|-----------|------------|-------------|----------|----------|----------|----------|----------|
| 9/11 | TB | | | | | | | | | |
| 9/18 | @OAK | 1 | 1 | 0.0 | 0.0 | 0 | 0 | 0 | 0 | 0 |
| 9/26 | @NO | 0 | 0 | 0.0 | 0.0 | 0 | 0 | 0 | 0 | 0 |
| 10/2 | CAR | 2 | 0 | 0.0 | 0.0 | 0 | 0 | 0 | 0 | 0 |
| 10/9 | @DEN | 1 | 0 | 0.0 | 0.0 | 0 | 0 | 0 | 0 | 0 |
| 10/16 | @SEA | 3 | 0 | 0.0 | 0.0 | 0 | 0 | 0 | 0 | 0 |
| 10/23 | SD | 0 | 0 | 0.0 | 0.0 | 0 | 0 | 0 | 0 | 0 |
| 10/30 | GB | | | | | | | | | |
| 11/3 | @TB | | | | | | | | | |
| 11/23 | @PHI | 3 | 2 | 0.0 | 0.0 | 0 | 0 | 0 | 0 | 0 |
| 11/27 | ARI | | | | | | | | | |
| 12/4 | KC | 1 | 0 | 0.0 | 0.0 | 0 | 0 | 0 | 0 | 0 |
| 12/11 | @LA | 1 | 1 | 0.0 | 0.0 | 0 | 0 | 0 | 0 | 0 |
| 12/18 | SF | 1 | 1 | 1.0 | 13.0 | 0 | 0 | 0 | 0 | 0 |
| 12/24 | @CAR | 1 | 1 | 1.0 | 8.0 | 0 | 0 | 0 | 0 | 0 |
| 1/1 | NO | 3 | 3 | 0.0 | 0.0 | 0 | 0 | 0 | 0 | 0 |
| TOTALS | | 17 | 9 | 2.0 | 21.0 | 0 | 0 | 0 | 0 | 0 |
| CAREER | | 60 | 39 | 4.0 | 36.0 | 0 | 0 | 0 | 0 | 1 |

2016 POSTSEASON STATISTICS

| DATE | OPP | TK | SO | SK | YDS | INT | YDS | FF | FR | PD |
|---------------|-----|----------|----------|------------|-------------|----------|----------|----------|----------|----------|
| 1/14 | SEA | 0 | 0 | 0.0 | 0.0 | 0 | 0 | 0 | 0 | 0 |
| 1/22 | GB | 3 | 3 | 1.0 | 11.0 | 0 | 0 | 0 | 0 | 0 |
| TOTALS | | 3 | 3 | 1.0 | 11.0 | 0 | 0 | 0 | 0 | 0 |

- » In 2013, was named a third-team All-American by Athlon Sports and was a consensus All-Big Ten first-team choice after recording 38 tackles (26 solo), with two sacks, and a career-high 13 tackles for loss.
- » In 2012, earned All-Big Ten honorable mention honors during his first season as a starter. Recorded 35 tackles (20 solo), and finished second on the team with six sacks. Also added 7.5 tackles for loss totaling 46 yards, two passes defended, and one forced fumble.
- » Appeared in all 12 games as a sophomore in 2011, producing 13 tackles (10 solo) with two sacks, 3.5 tackles for loss, and one forced fumble.
- » As a freshman in 2010, he appeared in eight games as a reserve defensive lineman.

PERSONAL

- » Attended Washburn (Minneapolis, Minn.) High School, where he helped the team compile an 8-2 mark and a 5-1 conference record as a senior.
- » Was a three time All-City selection and was named all-state by the St. Paul Pioneer Press, the Minnesota Football Coaches Association, the Associated Press and the Minnesota Vikings in 2008.
- » Also excelled in basketball, averaging 12.0 points per game as a junior.
- » Named all-metro by the Minneapolis Star-Tribune and earned all-conference honors after he

hauled in eleven touchdown passes as a senior. Played in the Under Armour All-America Game and was ranked as the top tight end prospect and the 97th-best overall prospect in the nation by recruiting expert Tom Lemming.

- » Rated as the third-best player in the state of Minnesota by Rivals.com, as that recruiting service regarded him as the sixth-best tight end in the nation. Scout.com, ESPN.com and Scouts, Inc. rated him the 11th- best in the nation at his position and he earned a four-star rating from Scout.com
- » A youth studies major. Son of Jill Coyle and Eric Hageman. Born 8/8/90. Resides in Minneapolis, MN.

HAGEMAN'S CAREER STATISTICS

| YEAR | GP/GS | TK | SO | AST | SK | YDS | INT | YDS | LG | TD | PD | FF | FR | YDS | TD |
|--------------|-------|--------------|-----------|-----------|-----------|------------|-------------|----------|----------|----------|----------|----------|----------|----------|----------|
| 2014 | ATL | 16/0 | 16 | 13 | 3 | 1.0 | 7.0 | 0 | 0 | 0 | 0 | 0 | 0 | 0 | 0 |
| 2015 | ATL | 16/12 | 27 | 17 | 10 | 1.0 | 8.0 | 0 | 0 | 0 | 1 | 0 | 0 | 0 | 0 |
| 2016 | ATL | 12/4 | 17 | 9 | 8 | 2.0 | 21.0 | 0 | 0 | 0 | 0 | 0 | 0 | 0 | 0 |
| TOTAL | | 44/16 | 60 | 39 | 21 | 4.0 | 36.0 | 0 | 0 | 0 | 1 | 0 | 0 | 0 | 0 |

2015 GAME-BY-GAME STATISTICS

| DATE | OPP | TK | SO | SK | YDS | INT | YDS | FF | FR | PD |
|---------------|-----|-----------|-----------|------------|-------------|----------|----------|----------|----------|----------|
| 9/14 | PHI | 0 | 0 | 0.0 | 0.0 | 0 | 0 | 0 | 0 | 0 |
| 9/20 @ | NYG | 0 | 0 | 0.0 | 0.0 | 0 | 0 | 0 | 0 | 0 |
| 9/27 @ | DAL | 0 | 0 | 0.0 | 0.0 | 0 | 0 | 0 | 0 | 0 |
| 10/4 | HOU | 2 | 1 | 1.0 | 8.0 | 0 | 0 | 0 | 0 | 0 |
| 10/11 | WAS | 1 | 1 | 0.0 | 0.0 | 0 | 0 | 0 | 0 | 0 |
| 10/15 @ | NO | 3 | 2 | 0.0 | 0.0 | 0 | 0 | 0 | 0 | 0 |
| 10/25 @ | TEN | 1 | 0 | 0.0 | 0.0 | 0 | 0 | 0 | 0 | 0 |
| 11/1 | TB | 4 | 3 | 0.0 | 0.0 | 0 | 0 | 0 | 0 | 0 |
| 11/8 @ | SF | 3 | 2 | 0.0 | 0.0 | 0 | 0 | 0 | 0 | 0 |
| 11/22 | IND | 1 | 1 | 0.0 | 0.0 | 0 | 0 | 0 | 0 | 0 |
| 11/29 | MIN | 1 | 1 | 0.0 | 0.0 | 0 | 0 | 0 | 0 | 0 |
| 12/6 @ | TB | 3 | 2 | 0.0 | 0.0 | 0 | 0 | 0 | 0 | 0 |
| 12/13 @ | CAR | 3 | 0 | 0.0 | 0.0 | 0 | 0 | 0 | 0 | 0 |
| 12/20 @ | JAX | 3 | 2 | 0.0 | 0.0 | 0 | 0 | 0 | 0 | 1 |
| 12/27 | CAR | 1 | 1 | 0.0 | 0.0 | 0 | 0 | 0 | 0 | 0 |
| 1/3 | NO | 1 | 1 | 0.0 | 0.0 | 0 | 0 | 0 | 0 | 0 |
| TOTALS | | 27 | 17 | 1.0 | 8.0 | 0 | 0 | 0 | 0 | 1 |
| CAREER | | 43 | 30 | 2.0 | 15.0 | 0 | 0 | 0 | 0 | 1 |

2014 GAME-BY-GAME STATISTICS

| DATE | OPP | TK | SO | SK | YDS | INT | YDS | FF | FR | PD |
|---------------|-----|-----------|-----------|------------|------------|----------|----------|----------|----------|----------|
| 9/7 | NO | 0 | 0 | 0.0 | 0.0 | 0 | 0 | 0 | 0 | 0 |
| 9/14 @ | CIN | 0 | 0 | 0.0 | 0.0 | 0 | 0 | 0 | 0 | 0 |
| 9/18 | TB | 0 | 0 | 0.0 | 0.0 | 0 | 0 | 0 | 0 | 0 |
| 9/28 @ | MIN | 0 | 0 | 0.0 | 0.0 | 0 | 0 | 0 | 0 | 0 |
| 10/5 @ | NYG | 1 | 1 | 0.0 | 0.0 | 0 | 0 | 0 | 0 | 0 |
| 10/12 | CHI | 1 | 1 | 0.0 | 0.0 | 0 | 0 | 0 | 0 | 0 |
| 10/19 @ | BAL | 0 | 0 | 0.0 | 0.0 | 0 | 0 | 0 | 0 | 0 |
| 10/26 | DET | 3 | 3 | 0.0 | 0.0 | 0 | 0 | 0 | 0 | 0 |
| 11/9 @ | TB | 1 | 1 | 0.0 | 0.0 | 0 | 0 | 0 | 0 | 0 |
| 11/16 @ | CAR | 3 | 1 | 0.0 | 0.0 | 0 | 0 | 0 | 0 | 0 |
| 11/23 | CLE | 2 | 2 | 0.0 | 0.0 | 0 | 0 | 0 | 0 | 0 |
| 11/30 | ARI | 1 | 1 | 0.0 | 0.0 | 0 | 0 | 0 | 0 | 0 |
| 12/8 @ | GB | 0 | 0 | 0.0 | 0.0 | 0 | 0 | 0 | 0 | 0 |
| 12/14 | PIT | 1 | 1 | 0.0 | 0.0 | 0 | 0 | 0 | 0 | 0 |
| 12/21 @ | NO | 3 | 2 | 1.0 | 7.0 | 0 | 0 | 0 | 0 | 0 |
| 12/28 | CAR | 0 | 0 | 0.0 | 0.0 | 0 | 0 | 0 | 0 | 0 |
| TOTALS | | 16 | 13 | 1.0 | 7.0 | 0 | 0 | 0 | 0 | 0 |
| CAREER | | 16 | 13 | 1.0 | 7.0 | 0 | 0 | 0 | 0 | 0 |

16

JUSTIN HARDY

WIDE RECEIVER

EAST CAROLINA
2ND YEAR WITH FALCONS



HEIGHT:
5'10"

WEIGHT:
192

BIRTHDATE:
12/18/91

NFL EXP:
2 YRS

ACQUIRED:
D4-'15

TRANSACTIONS

- » Selected by the Falcons in the fourth round (107th overall) of the 2015 NFL Draft.

2016 (FALCONS)

- » In 16 games, Hardy caught 21 passes for 203 yards with four touchdowns.
- » Caught his first career touchdown pass at Oakland (9/18). Pulled down a tipped ball and landed in the end zone for an eight-yard score on his lone catch of the day. His score put the Falcons ahead 28-21 with 9:29 remaining in the game.
- » Notched his second consecutive games with a touchdown catch after breaking the plane for a four-yard score to close out the first half at New Orleans (9/26). Finished the game with two catches for 26 yards.
- » Started at wide receiver and caught two passes for nine yards, including his third touchdown of the season on a three-yard pass from Matt Ryan at Los Angeles.
- » Caught four passes for 43 yards, along with his fourth touchdown of the season, against New Orleans (1/1).

2015 (FALCONS)

- » Played in nine games with one start during his rookie campaign. Caught 21 passes for 194 yards and averaged 9.2 yards per reception.
- » Made his NFL debut against Tampa Bay (11/1). Caught two passes for 21 yards.

COLLEGE

- » Played in 63 games for Eastern Carolina and set school records with 387 receptions, 4,541 yards and 35 touchdowns during his career.

2016 GAME-BY-GAME STATISTICS

| DATE | OPP | RECEIVING | | | | | RUSHING | | | | |
|---------|------|-----------|-----|------|----|----|---------|-----|-----|----|----|
| | | REC | YDS | AVG | LG | TD | RUSH | YDS | AVG | LG | TD |
| 9/11 | TB | 1 | 0 | 0.0 | 0 | 0 | 0 | 0 | 0.0 | 0 | 0 |
| 9/18 @ | OAK | 1 | 8 | 8.0 | 8 | 1 | 0 | 0 | 0.0 | 0 | 0 |
| 9/26 @ | NO | 2 | 26 | 13.0 | 22 | 1 | 0 | 0 | 0.0 | 0 | 0 |
| 10/2 | CAR | 0 | 0 | 0.0 | 0 | 0 | 0 | 0 | 0.0 | 0 | 0 |
| 10/9 @ | DEN | 0 | 0 | 0.0 | 0 | 0 | 0 | 0 | 0.0 | 0 | 0 |
| 10/16 @ | SEA | 3 | 30 | 10.0 | 11 | 0 | 0 | 0 | 0.0 | 0 | 0 |
| 10/23 | SD | 2 | 6 | 3.0 | 4 | 0 | 0 | 0 | 0.0 | 0 | 0 |
| 10/30 | GB | 1 | 13 | 13.0 | 13 | 0 | 0 | 0 | 0.0 | 0 | 0 |
| 11/3 @ | TB | 0 | 0 | 0.0 | 0 | 0 | 0 | 0 | 0.0 | 0 | 0 |
| 11/13 @ | PHI | 0 | 0 | 0.0 | 0 | 0 | 0 | 0 | 0.0 | 0 | 0 |
| 11/27 | ARI | 3 | 47 | 15.7 | 27 | 0 | 0 | 0 | 0.0 | 0 | 0 |
| 12/4 | KC | 1 | 5 | 5.0 | 5 | 0 | 0 | 0 | 0.0 | 0 | 0 |
| 12/11 | @LA | 2 | 9 | 4.5 | 6 | 1 | 0 | 0 | 0.0 | 0 | 0 |
| 12/18 | SF | 1 | 16 | 16.0 | 16 | 0 | 0 | 0 | 0.0 | 0 | 0 |
| 12/24 | @CAR | 0 | 0 | 0.0 | 0 | 0 | 0 | 0 | 0.0 | 0 | 0 |
| 1/1 | NO | 4 | 43 | 10.8 | 17 | 1 | 0 | 0 | 0.0 | 0 | 0 |
| TOTALS | | 21 | 203 | 9.7 | 27 | 4 | 0 | 0 | 0.0 | 0 | 0 |
| CAREER | | 42 | 397 | 9.5 | 27 | 4 | 0 | 0 | 0.0 | 0 | 0 |

2016 POSTSEASON STATISTICS

| DATE | OPP | RECEIVING | | | | | RUSHING | | | | |
|--------|-----|-----------|-----|-----|----|----|---------|-----|-----|----|----|
| | | REC | YDS | AVG | LG | TD | RUSH | YDS | AVG | LG | TD |
| 1/14 | SEA | 2 | 18 | 9.0 | 11 | 0 | 1 | 0 | 0.0 | 0 | 0 |
| 1/22 | GB | 0 | 0 | 0.0 | 0 | 0 | 0 | 0 | 0.0 | 0 | 0 |
| TOTALS | | 2 | 18 | 9.0 | 11 | 0 | 1 | 0 | 0.0 | 0 | 0 |

- » He caught more passes than any player in FBS history, and he is the only player in ECU's school history to post three consecutive 1,000 yard seasons.
- » In 2014, he won the Burlsworth Trophy, given to the nation's most outstanding player who began his career as a walk on. He also set the school's single season records in receptions (121) and receiving yards (1,494), which he set the previous year.
- » Served as a team captain during his senior year.
- » In 2013, he started all 13 games and recorded 114 receptions and 1,284 receiving yards - both previous school records. He also caught eight touchdown passes.

- » He was named first team All-Conference USA and ranked fourth nationally in receptions per game with 8.8.
- » In 2012, he was named a first team All-Conference USA selection. He became the fourth receiver in school history to reach 1,000 receiving yards (1,105) in a single season, while also recording 88 catches and 11 touchdowns.
- » During his freshman year, he was a freshman all-conference choice and ECU's offensive MVP. He played in 10 games, with eight starts and set ECU freshman records with 64 receptions and 658 yards, along with six touchdowns.

PERSONAL

- » He attended West Craven High School in North Carolina and earned all-area, all-conference and offensive player of the year honors.
- » He recorded 2,500 passing yards and 35 touchdowns, as well as 1,500 rushing yards and 10 scores during high school.
- » He earned his bachelor's degree in sports studies in May 2014, and is pursuing a second undergraduate degree in industrial technology.

HARDY'S CAREER STATISTICS


| YEAR | GP/GS | RECEIVING | | | | | | RUSHING | | | | |
|---------------|-------------|-----------|------------|------------|-----------|----------|--|----------|----------|------------|----------|----------|
| | | REC | YDS | AVG | LG | TD | | ATT | YDS | AVG | LG | TD |
| 2015 | ATL 9/1 | 21 | 194 | 9.2 | 23 | 0 | | 0 | 0 | 0.0 | 0 | 0 |
| 2016 | ATL 16/3 | 21 | 203 | 9.7 | 27 | 4 | | 0 | 0 | 0.0 | 0 | 0 |
| TOTALS | 25/4 | 42 | 397 | 9.5 | 27 | 4 | | 0 | 0 | 0.0 | 0 | 0 |

GABRIEL'S PLAYOFF STATISTICS

| YEAR | GP/GS | RECEIVING | | | | | | RUSHING | | | | |
|---------------|------------|-----------|-----------|------------|-----------|----------|--|----------|----------|------------|----------|----------|
| | | REC | YDS | AVG | LG | TD | | ATT | YDS | AVG | LG | TD |
| 2016 | ATL 2/0 | 2 | 18 | 9.0 | 11 | 0 | | 1 | 0 | 0.0 | 0 | 0 |
| TOTALS | 2/0 | 2 | 18 | 9.0 | 11 | 0 | | 1 | 0 | 0.0 | 0 | 0 |



Justin Hardy logged 21 receptions for 203 yards with four touchdowns in 2016.

| | | | | |
|----|--|----------------|-----------------------|---|
| 47 | JOSH HARRIS LONG SNAPPER AUBURN 5TH YEAR WITH FALCONS | | |  |
| | HEIGHT: 6'1" | WEIGHT: 240 | BIRTHDATE: 4/27/89 | |

TRANSACTIONS

- » Signed by the Falcons as a college free agent on April 30, 2012.

2016 (FALCONS)

- » Snapped for K Matt Bryant and P Matt Bosher on placekicks and punts. Bryant converted 34-of-37 field goal attempts, including a 59-yard long, while adding 56 PATs and leading the league with 158 total points. Bosher punted 44 times for 2,060 yards with a 46.8 average (41.6 net) one touchback and 21 kicks downed inside the 20 in 15 games this season.

CAREER

- » Has played in 80 straight games, serving has the Falcons long snapper on placekicks and punts. K Matt Bryant has connected on 134 of 152 field goal attempts and all 205 of his extra point attempts with Harris snapping the ball.
- » Snapped for K Matt Bryant, K Shayne Graham, and P Matt Bosher on all placekicks and punts in 2015. Bryant and Graham combined to hit 25-of-31 field goals and 34-of-34 PATs. Bosher averaged 47.2 yards per punt with 24 kicks downed inside the 20.
- » Served as the Falcons long snapper on field goals, PATs, and punts in all 16 games in 2014. Snapped for K Matt Bryant who connected on 29 of 32 field goal attempts, including an NFL best seven kicks from 50-yards-or-longer.
- » Served as the Falcons long snapper on field goals, PATs, and punts in all 16 games in 2013. Snapped for P Matt Bosher who boasted a 46.6 yard punting average while breaking his own franchise record and ranking sixth in the NFL with a 41.1 yard net punting average.


- » Snapped for K Matt Bryant who connected on 24 of 27 field goal attempts. Bryant's 88.9 field goal percentage was the third highest of his career and his best mark since making a career-high 93.1 percent of his kicks in 2011.
- » Played in all 16 games during his rookie season, serving as the Falcons long snapper on place kicks and punts.
- » Snapped for K Matt Bryant who connected 33 of 38 field goal attempts (86.8 percent) in 2012, including all four of his attempts of 50 yards or longer. Also connected on all 44 of his extra point attempts and scored 143 points.
- » Long snapped for Bryant's game winning field goal against Seattle (1/13) in the NFC Divisional round. Snapped on all three of his game winning field goals in 2012.

COLLEGE

- » Served as Auburn's long snapper on field goals, punts and PATs for the last three seasons, including 2010 when the Tigers won the BCS National Championship. The Carrollton, GA native was a SEC Academic Honor Roll selection in 2008 and 2009.

PERSONAL

- » Native of Carrollton, GA. Began his career at Auburn as a walk on before earning a scholarship. Named the National Sigma Nu Athlete of the Year in 2011.
- » Majored in Political Science.

| | | | | | |
|-----------|---|-----------------------|-----------------------------|--------------------------|---|
| 36 | KEMAL ISHMAEL SAFETY CENTRAL FLORIDA 4TH YEAR WITH FALCONS | | | |  |
| | HEIGHT: 6'0" | WEIGHT: 206 | BIRTHDATE: 5/6/91 | NFL EXP: 4 YRS | ACQUIRED: D7a-'13 |

TRANSACTIONS

- » Selected as the first of three seventh round (243rd overall) draft choices by Atlanta in 2013.

2016 (FALCONS)

- » Played in 13 games with four starts, posting 49 total tackles (29 solo). Saw action at both safety and linebacker before being placed on injured reserve.
- » Started at safety and recorded seven total tackles (five solo) against Tampa Bay (9/11).
- » Tied his career high with 15 total tackles (13 solo) and added one pass defense at Oakland (9/18).

CAREER

- » In four seasons with the Falcons, has seen action in 49 games with 19 starts. Totaled 194 tackles (124 solo), five interceptions, one forced fumble, one fumble recovery, and 11 passes defended.
- » Played in 16 games with five starts in 2015. Collared 42 tackles (29 solo) with one interception and three passes defended.
- » Started at safety and notched his fifth career interception at Jacksonville (12/20). Picked off QB Blake Bortles in the end zone and returned the INT 84 yards to set up a Falcons field goal at the end of the first half. The 84-yard return was the sixth longest return in Falcons history, according to Stats LLC.
- » Played in 16 games with 10 starts. Seeing his first significant action last season he recorded 103 total tackles (66 solo), four interceptions, one forced fumble and six pass deflections.
- » Scored his first career touchdown on a 23-yard interception return against Tampa Bay (9/18/14).

2016 GAME-BY-GAME STATISTICS

| DATE | OPP | TK | SO | SK | YDS | INT | YDS | FF | FR | PD |
|--------|------|-----------------|-----|-----|-----|-----|-----|----|----|----|
| 9/11 | TB | 7 | 5 | 0.0 | 0.0 | 0 | 0 | 0 | 0 | 0 |
| 9/18 | @OAK | 15 | 13 | 0.0 | 0.0 | 0 | 0 | 0 | 0 | 1 |
| 9/26 | @NO | 5 | 2 | 0.0 | 0.0 | 0 | 0 | 0 | 0 | 0 |
| 10/2 | CAR | 3 | 3 | 0.0 | 0.0 | 0 | 0 | 0 | 0 | 0 |
| 10/9 | @DEN | 10 | 4 | 0.0 | 0.0 | 0 | 0 | 0 | 0 | 1 |
| 10/16 | @SEA | 8 | 4 | 0.0 | 0.0 | 0 | 0 | 0 | 0 | 0 |
| 10/23 | SD | 0 | 0 | 0.0 | 0.0 | 0 | 0 | 0 | 0 | 0 |
| 10/30 | GB | 0 | 0 | 0.0 | 0.0 | 0 | 0 | 0 | 0 | 0 |
| 11/3 | @TB | 0 | 0 | 0.0 | 0.0 | 0 | 0 | 0 | 0 | 0 |
| 11/23 | @PHI | 0 | 0 | 0.0 | 0.0 | 0 | 0 | 0 | 0 | 0 |
| 11/27 | ARI | 0 | 0 | 0.0 | 0.0 | 0 | 0 | 0 | 0 | 0 |
| 12/4 | KC | 1 | 0 | 0.0 | 0.0 | 0 | 0 | 0 | 0 | 0 |
| 12/11 | @LA | 0 | 0 | 0.0 | 0.0 | 0 | 0 | 0 | 0 | 0 |
| 12/18 | SF | INJURED RESERVE | | | | | | | | |
| 12/24 | @CAR | INJURED RESERVE | | | | | | | | |
| 1/1 | NO | INJURED RESERVE | | | | | | | | |
| TOTALS | | 49 | 29 | 0.0 | 0.0 | 0 | 0 | 0 | 0 | 2 |
| CAREER | | 194 | 124 | 0.0 | 0.0 | 5 | 124 | 1 | 1 | 11 |

- » Played in four games as a rookie primarily on special teams, logging one special teams tackle.
- » Made his professional debut at Arizona (10/27/13).

COLLEGE

- » Collared 368 total tackles (213 solo) with 9.5 tackles for loss, six interceptions, six forced fumbles, six fumble recoveries, and one sack in 53 career games at Central Florida.
- » As a senior in 2012, was named the Conference USA Defensive Player of the Year and a First Team All-C-USA selection.
- » Finished his career as the Knights all-time leader in tackles among defensive backs and is the just the third player in UCF history to lead the team in tackles three times during his career.
- » Posted 124 total tackles (68 solo) with five tackles for loss, four passes defense, three interceptions, three forced fumbles, three fumble recoveries, and three forced fumbles in 2012.
- » Closed out his Black and Gold career by starting his final 49 games and leading the Knights to the C-USA championship game.

- » As a junior in 2011, earned All-C-USA honorable mention honors after starting all 12 games and posting a team-high 81 tackles (39 solo) with 2 three passes defensed and 2.5 tackles for loss.
- » Was a first team All-C-USA performer during his sophomore season in 2010 finishing the season with a team-high 93 tackles (57 solo), five passes defensed, two interceptions, two forced fumbles, and one fumble recovery.
- » Appeared in 13 games with nine starts as a true freshman in 2009 and posted 70 tackles (49 solo) with one tackle for loss, one interception, one pass broken up, and one fumble recovery.
- » Helped North Miami Beach to the 2006 state semifinals, an undefeated campaign in 2007 and the state playoffs again in 2008.
- » Played both wide receiver and defensive back. Posted 45 catches for 500 yards with three touchdowns while making three interceptions as a senior. As a junior, had two interceptions while making 30 receptions for 500 yards and seven scores.
- » Son of Blessed and Darlene Ishmael. Majored in general studies with a minor in coaching at UCF.

PERSONAL

- » Was an All-Dade county performer at North Miami Beach High School.

ISHMAEL'S CAREER STATISTICS


| YEAR | GP/GS | TK | SO | AST | SK | YDS | INT | YDS | LG | TD | PD | FF | FR | YDS | TD |
|--------------|-------|--------------|------------|------------|-----------|------------|------------|----------|------------|-----------|----------|-----------|----------|----------|----------|
| 2013 | ATL | 3/0 | 0 | 0 | 0 | 0.0 | 0.0 | 0 | 0 | 0 | 0 | 0 | 0 | 0 | 0 |
| 2014 | ATL | 17/10 | 103 | 66 | 37 | 0.0 | 0.0 | 4 | 37 | 23 | 1 | 6 | 1 | 1 | 0 |
| 2015 | ATL | 16/5 | 42 | 29 | 13 | 0.0 | 0.0 | 1 | 84 | 84 | 0 | 3 | 0 | 0 | 0 |
| 2016 | ATL | 13/4 | 49 | 29 | 20 | 0.0 | 0.0 | 0 | 0 | 0 | 0 | 2 | 0 | 0 | 0 |
| TOTAL | | 49/19 | 194 | 124 | 70 | 0.0 | 0.0 | 5 | 124 | 84 | 1 | 11 | 1 | 1 | 0 |

2014 GAME-BY-GAME STATISTICS

| DATE | OPP | TK | SO | SK | YDS | INT | YDS | FF | FR | PD |
|---------------|-----|------------|-----------|------------|------------|----------|-----------|----------|----------|----------|
| 9/7 | NO | 1 | 0 | 0.0 | 0 | 0 | 0 | 0 | 0 | 0 |
| 9/14 @ | CIN | 5 | 4 | 0.0 | 0 | 1 | 23 | 0 | 0 | 1 |
| 9/18 | TB | 0 | 0 | 0.0 | 0 | 0 | 0 | 0 | 0 | 0 |
| 9/28 @ | MIN | 7 | 1 | 0.0 | 0 | 0 | 0 | 0 | 0 | 0 |
| 10/5 @ | NYG | 15 | 9 | 0.0 | 0 | 0 | 0 | 0 | 0 | 1 |
| 10/12 | CHI | 9 | 6 | 0.0 | 0 | 0 | 0 | 0 | 0 | 0 |
| 10/19 @ | BAL | 6 | 3 | 0.0 | 0.0 | 0 | 0 | 0 | 0 | 0 |
| 10/26 | DET | 9 | 6 | 0.0 | 0 | 0 | 0 | 0 | 0 | 0 |
| 11/9 @ | TB | 3 | 3 | 0.0 | 0 | 1 | 0 | 0 | 0 | 1 |
| 11/16 @ | CAR | 7 | 5 | 0.0 | 0 | 1 | 0 | 0 | 0 | 2 |
| 11/23 | CLE | 11 | 7 | 0.0 | 0 | 1 | 14 | 0 | 0 | 0 |
| 11/30 | ARI | 3 | 2 | 0.0 | 0 | 0 | 0 | 0 | 0 | 0 |
| 12/8 @ | GB | 7 | 5 | 0.0 | 0 | 0 | 0 | 0 | 0 | 1 |
| 12/14 | PIT | 9 | 5 | 0.0 | 0.0 | 0 | 0 | 0 | 0 | 0 |
| 12/21 @ | NO | 4 | 3 | 0.0 | 0.0 | 0 | 0 | 1 | 1 | 0 |
| 12/28 | CAR | 7 | 7 | 0.0 | 0.0 | 0 | 0 | 0 | 0 | 0 |
| TOTALS | | 103 | 66 | 0.0 | 0.0 | 4 | 37 | 1 | 1 | 6 |
| CAREER | | 103 | 66 | 0.0 | 0.0 | 4 | 37 | 1 | 1 | 6 |

2013 GAME-BY-GAME STATISTICS

| DATE | OPP | TK | SO | SK | YDS | INT | YDS | FF | FR | PD |
|---------------|-----|----------|----------|------------|------------|----------|----------|----------|----------|----------|
| 9/8 @ | NO | | | | | | | | | |
| 9/15 | STL | | | | | | | | | |
| 9/22 @ | MIA | | | | | | | | | |
| 9/29 | NE | | | | | | | | | |
| 10/7 | NYJ | | | | | | | | | |
| 10/20 | TB | | | | | | | | | |
| 10/27 @ | ARZ | 0 | 0 | 0.0 | 0.0 | 0 | 0 | 0 | 0 | 0 |
| 11/3 @ | CAR | | | | | | | | | |
| 11/10 | SEA | | | | | | | | | |
| 11/17 @ | TB | | | | | | | | | |
| 11/21 | NO | | | | | | | | | |
| 12/1 @ | BUF | | | | | | | | | |
| 12/8 @ | GB | | | | | | | | | |
| 12/15 | WAS | 0 | 0 | 0.0 | 0.0 | 0 | 0 | 0 | 0 | 0 |
| 12/23 @ | SF | 0 | 0 | 0.0 | 0.0 | 0 | 0 | 0 | 0 | 0 |
| 12/29 | CAR | 0 | 0 | 0.0 | 0.0 | 0 | 0 | 0 | 0 | 0 |
| TOTALS | | 0 | 0 | 0.0 | 0.0 | 0 | 0 | 0 | 0 | 0 |
| CAREER | | 0 | 0 | 0.0 | 0.0 | 0 | 0 | 0 | 0 | 0 |

| | | | | | |
|---------|---|------------|----------|-----------|---|
| 94 | TYSON JACKSON | | | |  |
| | DEFENSIVE END | | | | |
| | LOUISIANA STATE UNIVERSITY 3RD YEAR WITH FALCONS | | | | |
| HEIGHT: | WEIGHT: | BIRTHDATE: | NFL EXP: | ACQUIRED: | |
| 6'4" | 296 | 6/6/86 | 8 YRS | FA-'14 | |

TRANSACTIONS

- » Originally selected by the Kansas City Chiefs in the first round (third overall) of the 2009 NFL Draft.
- » Signed by the Atlanta Falcons as a free agent on March 11, 2014.

2016 (FALCONS)

- » Played in 16 games with seven starts, totaling 16 tackles (seven solo) and one quarterback hit.
- » Started at defensive end and played 35 of 75 defensive snaps at Oakland (9/18). Posted one tackle and one quarterback hit.

CAREER

- » In eight seasons, has appeared in 122 games with 90 starts and tallied 261 tackles (169 solo), nine sacks, three forced fumbles, and 16 passes defended, along with 21 quarterback pressures.
- » Played in all 16 games with 12 starts in 2015. Logged 32 tackles (14 solo) and helped anchor a Falcons defense that allowed just 105 rushing yards per game.
- » Started all 16 games and recorded 25 total tackles (9 solo) and three pass deflections in 2014.
- » In 2013, helped anchor one of the top scoring defenses in the NFL as the Chiefs allowed just 19.1 points per game. Kansas City ranked tied for fifth in the NFL and tied for the AFC lead in scoring defense while finishing the season tied for sixth with 47 sacks.
- » Tallied 33 tackles (24 solo) with a career-high four sacks, three passes defended, and three quarterback pressures in 2013.
- » Started 15 contests at defensive end, registering 43 tackles (31 solo), including three for loss, 3.0 sacks (-13.0 yards), four QB pressures and three passes defended in 2012.

2016 GAME-BY-GAME STATISTICS

| DATE | OPP | TK | SO | SK | YDS | INT | YDS | FF | FR | PD |
|--------|------|-----|-----|-----|------|-----|-----|----|----|----|
| 9/11 | TB | 0 | 0 | 0.0 | 0.0 | 0 | 0 | 0 | 0 | 0 |
| 9/18 | @OAK | 1 | 1 | 0.0 | 0.0 | 0 | 0 | 0 | 0 | 0 |
| 9/26 | @NO | 0 | 0 | 0.0 | 0.0 | 0 | 0 | 0 | 0 | 1 |
| 10/2 | CAR | 0 | 0 | 0.0 | 0.0 | 0 | 0 | 0 | 0 | 0 |
| 10/9 | @DEN | 2 | 1 | 0.0 | 0.0 | 0 | 0 | 0 | 0 | 0 |
| 10/16 | @SEA | 5 | 0 | 0.0 | 0.0 | 0 | 0 | 0 | 0 | 0 |
| 10/23 | SD | 0 | 0 | 0.0 | 0.0 | 0 | 0 | 0 | 0 | 0 |
| 10/30 | GB | 0 | 0 | 0.0 | 0.0 | 0 | 0 | 0 | 0 | 0 |
| 11/3 | @TB | 1 | 1 | 0.0 | 0.0 | 0 | 0 | 0 | 0 | 0 |
| 11/23 | @PHI | 1 | 1 | 0.0 | 0.0 | 0 | 0 | 0 | 0 | 0 |
| 11/27 | ARI | 2 | 1 | 0.0 | 0.0 | 0 | 0 | 0 | 0 | 0 |
| 12/4 | KC | 2 | 2 | 0.0 | 0.0 | 0 | 0 | 0 | 0 | 0 |
| 12/11 | @LA | 1 | 0 | 0.0 | 0.0 | 0 | 0 | 0 | 0 | 0 |
| 12/18 | SF | 0 | 0 | 0.0 | 0.0 | 0 | 0 | 0 | 0 | 0 |
| 12/24 | @CAR | 0 | 0 | 0.0 | 0.0 | 0 | 0 | 0 | 0 | 0 |
| 1/1 | NO | 1 | 0 | 0.0 | 0.0 | 0 | 0 | 0 | 0 | 0 |
| TOTALS | | 16 | 7 | 0.0 | 0.0 | 0 | 0 | 0 | 0 | 1 |
| CAREER | | 261 | 169 | 9.0 | 45.0 | 0 | 0 | 3 | 0 | 16 |

2016 POSTSEASON STATISTICS

| DATE | OPP | TK | SO | SK | YDS | INT | YDS | FF | FR | PD |
|--------|-----|----|----|-----|-----|-----|-----|----|----|----|
| 1/14 | SEA | 0 | 0 | 0.0 | 0.0 | 0 | 0 | 0 | 0 | 0 |
| 1/22 | GB | 2 | 2 | 1.0 | 8.0 | 0 | 0 | 0 | 0 | 0 |
| TOTALS | | 2 | 2 | 1.0 | 8.0 | 0 | 0 | 0 | 0 | 0 |

- » Played in all 16 games with 14 starts in 2011. Recorded 52 tackles (42 solo), 1.0 sack (-10.0 yards), two passes defended, and five QB pressures.
- » Played in 12 games with three starts, logging 31 tackles (23 solo), 1.0 sack (-2.0 yards), five QB pressures and two passes defended in 2010.
- » Appeared in all 16 games with 14 starts as a rookie in 2009. Named to the Pro Football Weekly/PFWA All-Rookie Team after posting 31 tackles (18 solo), four QB pressures and two passes defended.

COLLEGE

- » Played in 53 games with 39 starts at defensive end at LSU. Produced 122 tackles (55 solo), 27.0 tackles for loss, 18.5 sacks, 33 quarterback pressures, two fumble recoveries, two forced fumbles, and 18 passes defended.

- » Earned second-team All-SEC honors as a senior in 2008 and helped lead the Tigers to their second BCS National Championship as a junior in 2007.
- » As a sophomore, earned second-team All-SEC honors after posting 37 tackles, 10.0 tackles for loss and a team-high 8.5 sacks.
- » Earned freshman All-SEC accolades from Sporting News after notching 13 tackles, two sacks, and five quarterback pressures.

PERSONAL

- » A native of Edgard, La., attended West St. John High School where he was the Class 2A Defensive Player of the Year after leading the Rams to a state title during his senior season.
- » Graduated from LSU with a degree in General Studies.

JACKSON'S CAREER STATISTICS

| YEAR | | GP/GS | TK | SO | AST | SK | YDS | INT | YDS | LG | TD | PD | FF | FR | YDS | TD |
|--------------|-----|---------------|------------|------------|-----------|------------|-------------|----------|----------|----------|----------|-----------|----------|----------|----------|----------|
| 2009 | KC | 16/14 | 31 | 18 | 13 | 0.0 | 0.0 | 0 | 0 | 0 | 0 | 2 | 0 | 0 | 0 | 0 |
| 2010 | KC | 12/3 | 31 | 23 | 8 | 1.0 | 2.0 | 0 | 0 | 0 | 0 | 2 | 0 | 0 | 0 | 0 |
| 2011 | KC | 16/14 | 52 | 42 | 10 | 1.0 | 10.0 | 0 | 0 | 0 | 0 | 2 | 0 | 0 | 0 | 0 |
| 2012 | KC | 15/15 | 43 | 31 | 12 | 3.0 | 13.0 | 0 | 0 | 0 | 0 | 3 | 0 | 0 | 0 | 0 |
| 2013 | KC | 15/9 | 34 | 25 | 9 | 4.0 | 20.0 | 0 | 0 | 0 | 0 | 0 | 3 | 0 | 0 | 0 |
| 2014 | ATL | 16/16 | 25 | 9 | 16 | 0.0 | 0.0 | 0 | 0 | 0 | 0 | 3 | 0 | 0 | 0 | 0 |
| 2015 | ATL | 16/12 | 29 | 14 | 15 | 0.0 | 0.0 | 0 | 0 | 0 | 0 | 3 | 0 | 0 | 0 | 0 |
| 2016 | ATL | 16/7 | 16 | 7 | 9 | 0.0 | 0.0 | 0 | 0 | 0 | 0 | 1 | 0 | 0 | 0 | 0 |
| TOTAL | | 122/90 | 261 | 169 | 92 | 9.0 | 45.0 | 0 | 0 | 0 | 0 | 16 | 3 | 0 | 0 | 0 |

JACKSON'S PLAYOFF STATISTICS

| YEAR | | GP/GS | TK | SO | AST | SK | YDS | INT | YDS | LG | TD | PD | FF | FR | YDS | TD |
|--------------|-----|------------|----------|----------|----------|------------|------------|----------|----------|----------|----------|----------|----------|----------|----------|----------|
| 2010 | KC | 1/0 | 1 | 0 | 1 | 0.5 | 1.0 | 0 | 0 | 0 | 0 | 0 | 0 | 0 | 0 | 0 |
| 2013 | KC | 1/0 | 0 | 0 | 0 | 0.0 | 0.0 | 0 | 0 | 0 | 0 | 0 | 0 | 0 | 0 | 0 |
| 2016 | ATL | 2/1 | 2 | 2 | 0 | 1.0 | 8.0 | 0 | 0 | 0 | 0 | 0 | 0 | 0 | 0 | 0 |
| TOTAL | | 4/1 | 3 | 2 | 1 | 1.5 | 9.0 | 0 | 0 | 0 | 0 | 0 | 0 | 0 | 0 | 0 |

JACKSON'S BEST GAMES


| TACKLES | SACKS | QB PRESSURES | PASSES DEFENSED |
|-------------------------|----------------------|-----------------------|---------------------|
| 7, two Times | 1.0, Five Times | 2, Three Times | 1, 16 Times |
| Last vs. DEN (11/13/11) | Last @ CLE (12/9/12) | Last vs. OAK (1/2/11) | Last @ NO (9/26/16) |

| 2015 GAME-BY-GAME STATISTICS | | | | | | | | | | | |
|------------------------------|-----|-----|-----|-----|------|-----|-----|----|----|----|--|
| DATE | OPP | TK | SO | SK | YDS | INT | YDS | FF | FR | PD | |
| 9/14 | PHI | 1 | 0 | 0.0 | 0.0 | 0 | 0 | 0 | 0 | 0 | |
| 9/20 @ | NYG | 5 | 2 | 0.0 | 0.0 | 0 | 0 | 0 | 0 | 0 | |
| 9/27 @ | DAL | 1 | 1 | 0.0 | 0.0 | 0 | 0 | 0 | 0 | 0 | |
| 10/4 | HOU | 0 | 0 | 0.0 | 0.0 | 0 | 0 | 0 | 0 | 0 | |
| 10/11 | WAS | 0 | 0 | 0.0 | 0.0 | 0 | 0 | 0 | 0 | 0 | |
| 10/15 @ | NO | 4 | 2 | 0.0 | 0.0 | 0 | 0 | 0 | 0 | 0 | |
| 10/25 @ | TEN | 1 | 0 | 0.0 | 0.0 | 0 | 0 | 0 | 0 | 0 | |
| 11/1 | TB | 3 | 2 | 0.0 | 0.0 | 0 | 0 | 0 | 0 | 0 | |
| 11/8 @ | SF | 2 | 1 | 0.0 | 0.0 | 0 | 0 | 0 | 0 | 0 | |
| 11/22 | IND | 1 | 1 | 0.0 | 0.0 | 0 | 0 | 0 | 0 | 0 | |
| 11/29 | MIN | 4 | 3 | 0.0 | 0.0 | 0 | 0 | 0 | 0 | 0 | |
| 12/6 @ | TB | 1 | 1 | 0.0 | 0.0 | 0 | 0 | 0 | 0 | 0 | |
| 12/13 @ | CAR | 4 | 1 | 0.0 | 0.0 | 0 | 0 | 0 | 0 | 0 | |
| 12/20 @ | JAX | 0 | 0 | 0.0 | 0.0 | 0 | 0 | 0 | 0 | 0 | |
| 12/27 | CAR | 1 | 0 | 0.0 | 0.0 | 0 | 0 | 0 | 0 | 0 | |
| 1/3 | NO | 3 | 0 | 0.0 | 0.0 | 0 | 0 | 0 | 0 | 0 | |
| TOTALS | | 32 | 14 | 0.0 | 0.0 | 0 | 0 | 0 | 0 | 0 | |
| CAREER | | 247 | 162 | 9.0 | 45.0 | 0 | 0 | 3 | 0 | 15 | |

| 2014 GAME-BY-GAME STATISTICS | | | | | | | | | | | |
|------------------------------|-----|-----|-----|-----|------|-----|-----|----|----|----|--|
| DATE | OPP | TK | SO | SK | YDS | INT | YDS | FF | FR | PD | |
| 9/7 | NO | 0 | 0 | 0.0 | 0 | 0 | 0 | 0 | 0 | 0 | |
| 9/14 @ | CIN | 0 | 0 | 0.0 | 0 | 0 | 0 | 0 | 0 | 0 | |
| 9/18 | TB | 1 | 0 | 0.0 | 0 | 0 | 0 | 0 | 0 | 0 | |
| 9/28 @ | MIN | 5 | 1 | 0.0 | 0 | 0 | 0 | 0 | 0 | 1 | |
| 10/5 @ | NYG | 2 | 0 | 0.0 | 0 | 0 | 0 | 0 | 0 | 0 | |
| 10/12 | CHI | 4 | 3 | 0.0 | 0 | 0 | 0 | 0 | 0 | 0 | |
| 10/19 @ | BAL | 2 | 1 | 0.0 | 0 | 0 | 0 | 0 | 0 | 0 | |
| 10/26 | DET | 3 | 1 | 0.0 | 0 | 0 | 0 | 0 | 0 | 1 | |
| 11/9 @ | TB | 1 | 1 | 0.0 | 0 | 0 | 0 | 0 | 0 | 0 | |
| 11/16 @ | CAR | 1 | 0 | 0.0 | 0 | 0 | 0 | 0 | 0 | 0 | |
| 11/23 | CLE | 1 | 1 | 0.0 | 0 | 0 | 0 | 0 | 0 | 0 | |
| 11/30 | ARI | 2 | 1 | 0.0 | 0 | 0 | 0 | 0 | 0 | 0 | |
| 12/8 @ | GB | 0 | 0 | 0.0 | 0 | 0 | 0 | 0 | 0 | 0 | |
| 12/14 | PIT | 1 | 0 | 0.0 | 0 | 0 | 0 | 0 | 0 | 1 | |
| 12/21 @ | NO | 1 | 0 | 0.0 | 0 | 0 | 0 | 0 | 0 | 0 | |
| 12/28 | CAR | 1 | 0 | 0.0 | 0 | 0 | 0 | 0 | 0 | 0 | |
| TOTALS | | 25 | 9 | 0.0 | 0.0 | 0 | 0 | 0 | 0 | 3 | |
| CAREER | | 216 | 148 | 9.0 | 45.0 | 0 | 0 | 3 | 0 | 15 | |



Tyson Jackson has totaled 261 tackles in his career.

| | | | | | |
|-----------|---|-----------------------|------------------------------|--------------------------|---|
| 97 | GRADY JARRETT DEFENSIVE TACKLE CLEMSON 2ND YEAR WITH FALCONS | | | |  |
| | HEIGHT: 6'0" | WEIGHT: 305 | BIRTHDATE: 4/28/93 | NFL EXP: 2 YRS | ACQUIRED: D5-'15 |

TRANSACTIONS

- » Selected by the Falcons in the fifth round (137th overall) of the 2015 NFL Draft.

2016 (FALCONS)

- » Played in 16 games with 14 starts and totaled 47 tackles (20 solo) while adding three sacks, four tackles for loss, and one fumble recovery.
- » Notched his first sack of the season - the second of his career - at Denver (10/9), dragging down QB Paxton Lynch for a five-yard loss in the fourth quarter. Added three tackles in the win.
- » Set a career high with two sacks at Tampa Bay (11/3), dropping Jamies Winston on back-to-back plays in the first half. Added two tackles, two tackles for loss, and two quarterback hits.

2015 (FALCONS)

- » Played in 15 games, making two starts, and totaled 24 tackles (13 solo) with one sack, four tackles for loss and two quarterback hits.
- » Saw action in the defensive line rotation against Philadelphia (9/14). Posted one tackle in his NFL debut.
- » Saw action in the defensive line rotation at New York (9/20). Helped the Falcons defense hold each of its first two opponents under 100 yards rushing.
- » Saw action on defense and special teams at Dallas (9/27). Helped the defense hold the Cowboys to minus four rushing yards in the second half.
- » Saw action on defense and special teams against Houston (10/4). Posted one tackle and helped the defense hold the Texans scoreless through three quarters.
- » Saw action on defense and special teams against Washington (10/11). Helped the Falcons defense hold the Redskins to 51 rushing yards and 2.1 yards per carry.

2016 GAME-BY-GAME STATISTICS

| DATE | OPP | TK | SO | SK | YDS | INT | YDS | FF | FR | PD |
|--------|------|----|----|-----|------|-----|-----|----|----|----|
| 9/11 | TB | 3 | 1 | 0.0 | 0.0 | 0 | 0 | 0 | 0 | 0 |
| 9/18 | @OAK | 3 | 3 | 0.0 | 0.0 | 0 | 0 | 0 | 0 | 0 |
| 9/26 | @NO | 2 | 2 | 0.0 | 0.0 | 0 | 0 | 0 | 0 | 0 |
| 10/2 | CAR | 1 | 0 | 0.0 | 0.0 | 0 | 0 | 0 | 0 | 0 |
| 10/9 | @DEN | 3 | 1 | 1.0 | 5.0 | 0 | 0 | 0 | 0 | 0 |
| 10/16 | @SEA | 7 | 0 | 0.0 | 0.0 | 0 | 0 | 0 | 0 | 0 |
| 10/23 | SD | 1 | 0 | 0.0 | 0.0 | 0 | 0 | 0 | 0 | 0 |
| 10/30 | GB | 2 | 0 | 0.0 | 0.0 | 0 | 0 | 0 | 0 | 0 |
| 11/3 | @TB | 2 | 2 | 1.0 | 5.0 | 0 | 0 | 0 | 0 | 0 |
| 11/23 | @PHI | 5 | 4 | 0.0 | 0.0 | 0 | 0 | 0 | 0 | 0 |
| 11/27 | ARI | 3 | 1 | 0.0 | 0.0 | 0 | 0 | 0 | 0 | 0 |
| 12/4 | KC | 2 | 1 | 0.0 | 0.0 | 0 | 0 | 0 | 1 | 0 |
| 12/11 | @LA | 3 | 2 | 0.0 | 0.0 | 0 | 0 | 0 | 0 | 0 |
| 12/18 | SF | 3 | 0 | 0.0 | 0.0 | 0 | 0 | 0 | 0 | 0 |
| 12/24 | @CAR | 4 | 1 | 0.0 | 0.0 | 0 | 0 | 0 | 0 | 0 |
| 1/1 | NO | 3 | 1 | 1.0 | 8.0 | 0 | 0 | 0 | 0 | 0 |
| TOTALS | | 47 | 20 | 3.0 | 18.0 | 0 | 0 | 0 | 1 | 0 |
| CAREER | | 71 | 32 | 4.0 | 23.0 | 0 | 0 | 0 | 1 | 0 |

2016 POSTSEASON STATISTICS

| DATE | OPP | TK | SO | SK | YDS | INT | YDS | FF | FR | PD |
|--------|-----|----|----|-----|-----|-----|-----|----|----|----|
| 1/14 | SEA | 4 | 3 | 0.0 | 0.0 | 0 | 0 | 0 | 0 | 0 |
| 1/22 | GB | 1 | 0 | 0.0 | 0.0 | 0 | 0 | 0 | 0 | 0 |
| TOTALS | | 5 | 3 | 0.0 | 0 | 0 | 0 | 0 | 0 | 0 |

- » Played on defense and special teams, posting one tackle, at New Orleans (10/15). Helped the Falcons limit the Saints to 81 rushing yards.
- » Played on defense and special teams, posting one tackle, at Tennessee (10/25). Helped the Falcons hold the Titans to 77 rushing yards.
- » Saw action on defense and special teams, posting one tackle against Indianapolis (11/22). Helped the defense hold the Colts to 74 rushing yards and just 2.7 yards per carry.
- » Collared one tackle against Minnesota (11/29). Helped the defense limit the Vikings to 174 passing yards, the fourth time Atlanta allowed less than 200 passing yards in a game in 2015.
- » Had his best game as a pro at Tampa Bay (12/6), logging four tackles, one tackle for loss, and his first career sack.
- » Made his first career start at Carolina (12/13). Posted a career-best six tackles.

COLLEGE

- » Finished his career starting 37 of the 48 games he played in and tallied 207 total tackles, 29.5 tackles for loss, 5.5 sacks, two forced fumbles and four fumble recoveries.
- » In 2014, he was named a permanent co-captain, and was named a third team All-American by Athlon. He was also selected first team All-ACC.
- » He started all 13 games during his senior year in 2014 and recorded 73 total tackles, 10 tackles for loss, 1.5 sacks, two forced fumbles and one fumble recovery.
- » In 2013 he posted 83 tackles, 11 tackles for loss, two sacks and two fumble recoveries. He earned All-ACC honors from the media and coaches as well.

- » In 2012, he was selected as an honorable mention sophomore All-American, an honorable mention All-ACC pick and was named the co-defensive player of the year by Clemson's coaching staff.
- » He recorded 49 total tackles, 8.5 tackles for loss and two sacks in 2012.

PERSONAL

- » He attended Rockdale County High School in Conyers, GA and recorded 101 tackles, 31.5 tackles for loss and nine sacks as a senior.
- » He graduated from Clemson with a degree in Management in December of 2014.

JARRETT'S CAREER STATISTICS

| YEAR | GP/GS | TK | SO | AST | SK | YDS | INT | YDS | LG | TD | PD | FF | FR | YDS | TD |
|--------------|--------------|-----------|-----------|-----------|------------|-------------|----------|----------|----------|----------|----------|----------|----------|----------|----------|
| 2015 | ATL 15/2 | 24 | 13 | 11 | 1.0 | 5.0 | 0 | 0 | 0 | 0 | 0 | 0 | 0 | 0 | 0 |
| 2016 | ATL 16/14 | 47 | 20 | 27 | 3.0 | 18.0 | 0 | 0 | 0 | 0 | 0 | 0 | 1 | 0 | 0 |
| TOTAL | 31/16 | 71 | 33 | 38 | 3.0 | 23.0 | 0 | 0 | 0 | 0 | 0 | 0 | 0 | 0 | 0 |

JARRETT'S POSTSEASON STATISTICS



| YEAR | GP/GS | TK | SO | AST | SK | YDS | INT | YDS | LG | TD | PD | FF | FR | YDS | TD |
|--------------|------------|----------|----------|----------|------------|------------|----------|----------|----------|----------|----------|----------|----------|----------|----------|
| 2016 | ATL 2/2 | 5 | 3 | 2 | 0.0 | 0.0 | 0 | 0 | 0 | 0 | 0 | 0 | 0 | 0 | 0 |
| TOTAL | 2/2 | 5 | 3 | 2 | 0.0 | 0.0 | 0 | 0 | 0 | 0 | 0 | 0 | 0 | 0 | 0 |

JARRETT'S BEST GAMES

| TACKLES | SACKS | QB HIT | TACKLES FOR LOSS |
|--------------------|----------------------|-------------------------|-----------------------|
| 7 @ SEA (10/16/16) | 1.0, Four Times | 2 @ TB (11/3/16) | 2 @ TB (11/3/16) |
| 6 @ CAR (12/13/15) | Last vs. NO (1/1/17) | 1, Five Times | 1, Four Times |
| 5 @ PHI (11/13/16) | | Last vs. ARI (11/28/16) | Last @ JAX (12/20/15) |



Grady Jarrett played in 15 games and logged 24 tackles as a rookie in 2015.

| | | | | | |
|-----------|--|-----------------------|-----------------------------|--------------------------|--|
| 11 | JULIO JONES WIDE RECEIVER UNIVERSITY OF ALABAMA 6TH YEAR WITH FALCONS | | | |   2016 2015 2014 2012 |
| | HEIGHT: 6'3" | WEIGHT: 220 | BIRTHDATE: 2/8/89 | NFL EXP: 6 YRS | ACQUIRED: D1-'11 |

TRANSACTIONS

- » Selected as a first round (6th pick overall) draft choice by Atlanta in 2011.
- » Agreed to a five-year contract extension on August 29, 2015.

2016 (FALCONS)

- » Finished second in the NFL and led the NFC with 1,409 receiving yards in 2016. Caught 83 passes with six touchdowns, including a 75-yard score. He is the only receiver in the NFL averaging 100 yards per game this season.
- » Caught four passes for 66 yards, including a 25-yard touchdown against Tampa Bay (9/11). Tied Alge Crumpler and Tony Gonzalez for fifth in franchise history with 35 career touchdown receptions. Also tied Alfred Jenkins for third in team annals 6,267 career receiving yards.
- » Had a game-high 106 yards on five receptions, including a 21-yard touchdown at Oakland (9/18). Recorded his 29th career 100-yard game. Also moved into third place in club annals with 6,373 career receiving yards and fifth in franchise history with his 36th touchdown.
- » Set a franchise record with 300 receiving yards on 12 receptions, including a 75-yard TD, in Atlanta's 48-33 win over the Carolina Panthers (10/2). He became just the fourth player in the Super Bowl era to record 300 receiving yards in a single game. Shattered his own club record of 259 yards set in Green Bay in 2014 and became the only player in the Super Bowl era to post two games with 250+ yards. Earned NFC Offensive Player of the Week for his efforts.
- » Caught seven passes for 139 yards, including a 36-yard touchdown, at Seattle (10/16). Recorded his third 100-yard game of the season and the 31st of his career.
- » Caught nine passes for 174 yards against San Diego (10/23). Eclipsed 100 yards for the 32nd time in his career.

| 2016 GAME-BY-GAME STATISTICS | | | | | | | | | | | | |
|------------------------------|-----|-----------|-------|------|-----|----|---------|-----|-----|----|----|--|
| DATE | OPP | RECEIVING | | | | | RUSHING | | | | | |
| | | REC | YDS | AVG | LG | TD | RUSH | YDS | AVG | LG | TD | |
| 9/11 | TB | 4 | 66 | 16.5 | 25t | 1 | 0 | 0 | 0.0 | 0 | 0 | |
| 9/18 @ | OAK | 5 | 106 | 21.2 | 48 | 1 | 0 | 0 | 0.0 | 0 | 0 | |
| 9/26 @ | NO | 1 | 16 | 16.0 | 16 | 0 | 0 | 0 | 0.0 | 0 | 0 | |
| 10/2 | CAR | 12 | 300 | 25.0 | 75t | 1 | 0 | 0 | 0.0 | 0 | 0 | |
| 10/9 @ | DEN | 2 | 29 | 14.5 | 20 | 0 | 0 | 0 | 0.0 | 0 | 0 | |
| 10/16 @ | SEA | 7 | 139 | 19.9 | 36t | 1 | 0 | 0 | 0.0 | 0 | 0 | |
| 10/23 | SD | 9 | 174 | 19.3 | 50 | 0 | 0 | 0 | 0.0 | 0 | 0 | |
| 10/30 | GB | 3 | 29 | 9.7 | 12 | 0 | 0 | 0 | 0.0 | 0 | 0 | |
| 11/3 @ | TB | 8 | 111 | 13.9 | 21 | 1 | 0 | 0 | 0.0 | 0 | 0 | |
| 11/13 @ | PHI | 10 | 135 | 13.5 | 29 | 0 | 0 | 0 | 0.0 | 0 | 0 | |
| 11/27 | ARI | 4 | 35 | 8.8 | 15 | 0 | 0 | 0 | 0.0 | 0 | 0 | |
| 12/4 | KC | 7 | 113 | 16.1 | 21 | 0 | 0 | 0 | 0.0 | 0 | 0 | |
| 12/11 @ | LA | INACTIVE | | | | | | | | | | |
| 12/18 | SF | INACTIVE | | | | | | | | | | |
| 12/24 @ | CAR | 4 | 60 | 15.0 | 22 | 0 | 0 | 0 | 0.0 | 0 | 0 | |
| 1/1 | NO | 7 | 96 | 13.7 | 23 | 1 | 0 | 0 | 0.0 | 0 | 0 | |
| TOTALS | | 83 | 1,409 | 17.0 | 75t | 6 | 0 | 0 | 0.0 | 0 | 0 | |
| CAREER | | 497 | 7,610 | 15.3 | 81t | 40 | 14 | 94 | 6.7 | 27 | 0 | |

| 2016 POSTSEASON STATISTICS | | | | | | | | | | | | |
|----------------------------|-----|-----------|-----|------|-----|----|---------|-----|-----|----|----|--|
| DATE | OPP | RECEIVING | | | | | RUSHING | | | | | |
| | | REC | YDS | AVG | LG | TD | RUSH | YDS | AVG | LG | TD | |
| 1/14 | SEA | 6 | 67 | 11.2 | 20 | 1 | 0 | 0 | 0.0 | 0 | 0 | |
| 1/22 | GB | 9 | 180 | 20.0 | 73t | 2 | 0 | 0 | 0.0 | 0 | 0 | |
| TOTALS | | 15 | 247 | 16.5 | 73t | 3 | 0 | 0 | 0.0 | 0 | 0 | |

- » Pulled down eight catches for 111 yards with one touchdown at Tampa Bay (11/3).
- » Caught 10 passes for 135 yards at Philadelphia (11/13), his sixth 100-yard game this season.
- » Posted his seventh 100-yard game of the season, catching seven passes for 113 yards against Kansas City (12/4).
- » Caught seven passes for 96 yards, along with his sixth touchdown, in the regular season finale against New Orleans (1/1). Tied Alfred Jenkins for fourth on the club's all-time receiving touchdown list with his 40th career TD.
- » Became the first player in NFL history to have two postseason games with at least 180 receiving yards and two touchdowns after catching nine passes for 180 yards with two scores in the NFC Championship game against Green Bay.

2015 (FALCONS)

- » Earned his second straight Pro Bowl selection after leading the NFL with 1,871 yards and tying for the League lead with 136 receptions. Named an All-Pro selection by the Associated Press, Pro Football Focus, Yahoo!, and Sporting News.
- » Posted one of the best seasons by a receiver in NFL history as he now ranks second in receiving yards and tied for second in receptions. Joined Pittsburgh's Antonio Brown as one of two players in NFL history with at least 136 catches and 1,800 yards in a single season.
- » Caught nine passes for 141 yards and two touchdowns in Atlanta's Monday night win over Philadelphia (9/14). Posted the 20th 100-yard game of his career and moved into fifth on the Falcons all-time receiving list, passing Jim Mitchell, with 4,471 yards in his first 50 games.
- » Earned his first NFC Player of the Week award for his performance in Week 1.
- » Set a career high with 13 receptions for 135 yards, including a 37-yard catch in the fourth quarter that set up the eventual game winning touchdown. Posted back-to-back 100 yard games for the seventh time in his career. Notched his 21st game with 100-plus receiving yards.
- » Recorded his third straight 100-yard game with 164 yards on 12 receptions and two touchdowns at Dallas (9/27). Became the first player in NFL history to post 135+ receiving yards in each of a team's first three games in a season. Also set an NFL record for the most catches in the first three games of a season (34).
- » Was named NFC Player of the Month after his performance in September. Led the NFL with 34 receptions and 440 yards while adding four touchdowns in the first month of the season. Was the only player in the NFC to post multiple games with 10-or-more receptions and his four receiving touchdowns ranked second in the conference.
- » Posted his fourth 100-yard game of the season, with 162 yards on 12 catches against Tampa Bay (11/1). Scored the game tying touchdown on an eight-yard pass with 17 seconds remaining to force overtime.
- » Notched his fourth game with 10+ receptions and his fifth 100-yard game after grabbing 10 passes for 137 yards at San Francisco (11/8).
- » Hauled in nine passes for 160 yards against Indianapolis (11/22), his third straight 100-yard game and the sixth time he's eclipsed 100 receiving yards in a game this season.

- » Became the second player in franchise history to post two 100-catch seasons when he caught eight passes for 93 yards at Tampa Bay (12/6). Also passed Andre Rison (5,633) for fourth in club history in receiving yards.
- » Broke WR Roddy White's single-season receptions record (115) at Jacksonville (12/20) running his season total to 118 catches. Grabbed nine passes for 118 yards and a touchdown in the win.
- » Caught nine passes for 178 yards, including a 70 yard touchdown, against Carolina (12/27). He became the second player in NFL history with at least 125 catches and 1,700 receiving yards in a season, joining WR Marvin Harrison (2002).
- » Passed Pro Football Hall of Famer Jerry Rice for second on the NFL's single season receiving list (1,871) and tied Antonio Brown for second in single season receptions (136) after catching nine passes for 149 yards against New Orleans (1/3).

CAREER

- » In six seasons, Jones has established himself as one of the premier receivers in the NFL with 497 receptions for 7,610 yards (15.3 YPC) and 40 touchdowns, while playing in 79 games.
- » Established himself as one of the most explosive receivers in the NFL over the last five seasons as his 59 receptions over 25 yards rank tied for third in the NFL.
- » Since 2011, his 95.4 receiving yards per game rank second in the NFL. Additionally, his 6.4 catches per game rank also rank second in the League during that span.
- » Has scored six touchdowns of 60+ yards and 10 touchdowns of 40-or-more yards in his career.
- » Has posted 28 100-yard games and 10 games with 10-or-more catches in his career.
- » Had another impressive season in 2014. During his 15 starts he recorded 104 catches, which was good enough for third best in the NFL. He also recorded 1,593 receiving yards, which was also third best in the NFL, along with six touchdowns. His impressive numbers earned him his second trip to the Pro Bowl.
- » Enjoyed the best game of his career at Green Bay (12/8/14) setting a franchise record with 259 yards on 11 catches while adding one touchdown. His 259 receiving yards was the best performance by any receiver that season. Jones also broke Roddy White's franchise record for single-season receiving yards (1,389) in the game.

- » Caught 41 passes for 580 yards (14.1 avg.) with two touchdowns, including an 81-yard score in five games before being placed on Injured Reserve in 2013. Led the NFL in receptions and yards prior to his injury.
- » Built on the success of his impressive rookie campaign to earn his first career Pro Bowl selection in 2012. Set career-highs with 79 receptions for 1,198 yards and 10 touchdowns.
- » Posted four 100-yard games and two multi-touchdown games in 2012.
- » In 2012, teamed up with WR Roddy White to form one of the NFL's top receiving tandems posting an NFL-best 2,549 yards on 171 catches with 17 touchdowns.
- » Had the best game of his career, catching 11 passes for 182 yards with two touchdowns in the NFC Championship Game against San Francisco (1/20/13).
- » Set a Falcons franchise-record for the most receiving yards in a playoff game vs. San Francisco (1/20/13), topping Alfred Jenkins who posted 155 yards against the Cowboys in the NFC Divisional Playoff round in 1981.
- » Tied White's club postseason record of 11 catches in the NFC Championship game against San Francisco (1/10/13). White caught 11 passes in Atlanta's Wild Card game at Arizona following the 2008 season.
- » Posted the first 100-yard playoff game by a Falcons receiver since WR Tony Martin posted 129 yards on five catches at Minnesota (1/17/99) in the NFC Championship game. Became the sixth Falcon receiver to post 100-plus receiving yards in a postseason game.
- » Joined Roddy White to become the first Falcons teammates to post 1,000 receiving yards in the same season since WR Tony Martin (1,181) and Terance Mathis (1,136) each accomplished that feat in 1998.
- » Posted the best season by a Falcons rookie receiver in 2011 after notching 54 receptions for 959 yards and eight touchdowns. Recorded more yards and touchdowns than any Falcons rookie before him and only Shawn Collins caught more passes in his first season when he pulled down 58 balls in 1989.
- » Earned NFL Rookie of the Month honors for December/January after catching 24 passes for 461 yards and six touchdowns in the final five games of the regular season in 2011.
- » Posted back-to-back 100-yard games at Tampa Bay in Week 3 and at Seattle in Week 4. Became the first Falcons rookie since Alfred Jenkins in 1975 to accomplish that feat and the first NFL rookie to do so since DeSean Jackson in 2008.
- » Recorded five receptions for 71 yards in his NFL debut against Chicago (9/11/11), including a team-long 32-yard reception.
- » Set career-highs in receptions (11) and receiving yards (127) and recorded his second-consecutive 100-yard receiving game at Seattle (10/2/11).
- » Became the first Falcons rookie to record 11 receptions in a game when he posted 11 catches for 127 yards at Seattle in Week 4. Became the first rookie to post 11-or-more catches in a game since Denver's Eddie Royal in 2008.
- » Hauled in three passes for 131 yards, including his first two career touchdowns, and added two carries for 33 yards at Indianapolis (11/6/11).
- » Registered 104 yards and two touchdowns on three catches, including a long reception of 75 yards, at Carolina (12/11/11).
- » Logged eight catches for 128 yards, including his third consecutive game with a touchdown, at New Orleans (12/26/11).
- » Notched his third multi-touchdown game of the season after recording four catches for 76 yards and two scores vs. Tampa Bay (1/11/11).

COLLEGE

- » Established himself as one of the premier wide receivers in college football at the University of Alabama. In 40 games he caught 179 passes for 2,653 yards with 15 touchdowns, and accumulated 3,084 all-purpose yards.
- » His 179 receptions rank second all-time at Alabama, while his 2,653 receiving yards rank second in school history and his 15 touchdowns are tied for fourth in Crimson Tide annals.
- » In 2010, garnered second-team All-American honors and was a first-team All-Southeastern Conference selection.
- » Was a member of the watch lists for the Maxwell Award, given to the nation's top player, and the Biletnikoff Award, given to the nation's top receiver in both his sophomore and junior seasons.
- » Started all 13 games and led the Tide with 78 receptions for 1,133 yards (14.53 avg.) and seven touchdowns as a junior in 2010. Also added 135 yards with two scores on eight carries on the ground.
- » Set a single-season school record with 78 receptions, breaking D.J. Hall's previous mark of 67 set in 2007.

- » As a junior, set a new school record with 1,133 receiving yards, breaking Hall's mark of 1,056 yards set in 2006.
- » Earned Freshman All-American first-team honors from the Football Writers Association of America and Sporting News.
- » Was named "Mr. Football" and Gatorade Player of the Year for the state of Alabama...All-American choice by Parade Magazine, USA Today, EA Sports and Scout.com in 2007.
- » Is a two-time recipient of Alabama's Commitment to Academic Excellence Award (2009-10).

PERSONAL

- » Attended Foley High School (AL), playing football for head coach Todd Watson where he was regarded as the nation's top receiver by Rivals.com, Scout.com and SuperPrep. He was also named the top high school player in the country by Sports Illustrated and Tackle.com.
- » Concluded his prep career with 194 catches for 3,287 yards (16.94 avg.) with 43 touchdowns while adding three rushing touchdowns, two kickoff-return touchdowns, two punt-return touchdowns and two fumble returns for scores.
- » Was named a two-time All-America choice by Rivals.com and a two-time All-State selection by the Birmingham News & Alabama Sports-writers Association.
- » As a senior, caught 68 passes for 1,181 yards (17.37 avg.) with 16 touchdowns while leading the Lions to a 12-1 overall record, a Region 2 title and an appearance in the state quarterfinals.
- » Led community service projects in high school which included Santa America Foundation and local Optimist International Club.
- » Credits his mother, Queen Mavin, as the largest influence in his life as she never let him quit at anything.
- » His given name is Quintorris Jones.
- » Participated as a celebrity waiter for the 4th annual Huddle Up for Miracles hosted by Head Coach Mike Smith at 103 West in Atlanta to benefit Children's Miracle Network.
- » In 2011, a participant in the Atlanta Falcons Rookie Club sponsored by UnitedHealthcare of Georgia, this program gives the players the opportunity to take part in several charitable events.

JONES' CAREER STATISTICS

| | | | RECEIVING | | | | | RUSHING | | | | |
|---------------|--------------|-------|------------|--------------|-------------|------------|-----------|-----------|-----------|------------|-----------|----------|
| YEAR | GP/GS | | REC | YDS | AVG | LG | TD | ATT | YDS | AVG | LG | TD |
| 2011 | ATL | 13/13 | 54 | 959 | 17.8 | 80 | 8 | 6 | 56 | 9.3 | 19 | 0 |
| 2012 | ATL | 16/15 | 79 | 1,198 | 15.2 | 80t | 10 | 6 | 30 | 5.0 | 27 | 0 |
| 2013 | ATL | 5/5 | 41 | 580 | 14.1 | 81t | 2 | 1 | 7 | 7.0 | 7 | 0 |
| 2014 | ATL | 15/15 | 104 | 1,593 | 15.3 | 79 | 6 | 1 | 1 | 1 | 1 | 0 |
| 2015 | ATL | 16/16 | 136 | 1,871 | 13.8 | 70t | 8 | 0 | 0 | 0 | 0 | 0 |
| 2016 | ATL | 14/14 | 83 | 1,409 | 17.0 | 75t | 6 | 0 | 0 | 0 | 0 | 0 |
| TOTALS | 79/78 | | 497 | 7,610 | 15.3 | 81t | 40 | 14 | 94 | 6.7 | 27 | 0 |

JONES' PLAYOFF STATISTICS

| | | | RECEIVING | | | | | RUSHING | | | | |
|---------------|------------|-----|-----------|------------|-------------|------------|----------|----------|-----------|------------|-----------|----------|
| YEAR | GP/GS | | REC | YDS | AVG | LG | TD | ATT | YDS | AVG | LG | TD |
| 2011 | ATL | 1/1 | 7 | 64 | 9.1 | 20 | 0 | 1 | 13 | 13.0 | 13 | 0 |
| 2012 | ATL | 2/2 | 17 | 241 | 14.2 | 46t | 2 | 1 | -1 | -1.0 | -1 | 0 |
| 2016 | ATL | 2/2 | 15 | 247 | 16.5 | 73t | 3 | 0 | 0 | 0.0 | 0 | 0 |
| TOTALS | 5/5 | | 39 | 552 | 14.2 | 73t | 5 | 2 | 12 | 6.0 | 13 | 0 |

JONES' BEST GAMES

| RECEPTIONS | RECEIVING YARDS | LONG | TOUCHDOWNS |
|------------------------|------------------------|-----------------------|----------------------|
| 13 at NYG (9/20/15) | 300 vs. CAR (10/2/16) | 81t vs. STL (9/15/13) | 2, Eight Times |
| 12, Two Times | 259 at GB (12/8/14) | 80t, Two Times | Last @ DAL (9/27/15) |
| Last vs. CAR (10/2/16) | 189 vs. ARI (11/30/14) | Last at TB (11/25/12) | |
| | 182 vs. STL (9/15/13) | | |

| FALCONS PLAYOFF RECEIVING | | | |
|----------------------------------|-----------|-----------|------------|
| PLAYER | OPP | REC | YARDS |
| Julio Jones | SF | 11 | 182 |
| Julio Jones | GB | 9 | 180 |
| Alfred Jenkins | Dal | 4 | 155 |
| Michael Haynes | NO | 6 | 144 |

| NFL SINGLE GAME RECEIVING | | | |
|----------------------------------|-------------|------------|------------|
| PLAYER | YR | TEAM | YDS |
| Flipper Anderson | 1989 | RAM | 336 |
| Calvin Johnson | 2013 | DET | 329 |
| Stephone Paige | 1985 | KC | 309 |
| Jim Benton | 1945 | RAM | 303 |
| Cloyce Box | 1950 | DET | 302 |
| Julio Jones | 2016 | ATL | 300 |

| FALCONS ALL-TIME RECEIVING | | | |
|-----------------------------------|----------------|------------|--------------|
| PLAYER | YRS | REC | YARDS |
| Roddy White | 2005-15 | 808 | 10,863 |
| Julio Jones | 2011-16 | 490 | 7,610 |
| Terance Mathis | 1994-01 | 573 | 7,349 |
| Alfred Jenkins | 1975-83 | 360 | 6,267 |

| FALCONS ALL-TIME RECEIVING | | | |
|-----------------------------------|----------------|------------|-----------|
| PLAYER | YRS | REC | TD |
| Roddy White | 2005-15 | 808 | 63 |
| Terance Mathis | 1994-01 | 573 | 57 |
| Andre Rison | 1990-94 | 423 | 56 |
| Julio Jones | 2011-16 | 490 | 40 |
| Alfred Jenkins | 1975-83 | 360 | 40 |



| 2012 POSTSEASON STATISTICS | | | | | | | | | | | |
|----------------------------|-----|-----------|-----|------|-----|----|---------|-----|------|----|----|
| | | RECEIVING | | | | | RUSHING | | | | |
| DATE | OPP | REC | YDS | AVG | LG | TD | RUSH | YDS | AVG | LG | TD |
| 1/13 | SEA | 6 | 59 | 9.8 | 21 | 0 | 1 | -1 | -1.0 | -1 | 0 |
| 1/20 | SF | 11 | 182 | 16.5 | 46t | 2 | 0 | 0 | 0.0 | 0 | 0 |
| TOTALS | | 17 | 241 | 14.2 | 46t | 2 | 1 | -1 | -1.0 | -1 | 0 |

| 2011 POSTSEASON STATISTICS | | | | | | | | | | | |
|----------------------------|-------|-----------|-----|-----|----|----|---------|-----|------|----|----|
| | | RECEIVING | | | | | RUSHING | | | | |
| DATE | OPP | REC | YDS | AVG | LG | TD | RUSH | YDS | AVG | LG | TD |
| 1/8 | @ NYG | 7 | 64 | 9.1 | 20 | 0 | 1 | 13 | 13.0 | 13 | 0 |
| TOTALS | | 7 | 64 | 9.1 | 20 | 0 | 1 | 13 | 13.0 | 13 | 0 |

| 2015 GAME-BY-GAME STATISTICS | | | | | | | | | | | |
|------------------------------|-----|-----------|-------|------|----|----|---------|-----|-----|----|----|
| | | RECEIVING | | | | | RUSHING | | | | |
| DATE | OPP | REC | YDS | AVG | LG | TD | RUSH | YDS | AVG | LG | TD |
| 9/14 | PHI | 9 | 141 | 15.7 | 44 | 2 | 0 | 0 | 0.0 | 0 | 0 |
| 9/20 @ | NYG | 13 | 135 | 10.4 | 37 | 0 | 0 | 0 | 0.0 | 0 | 0 |
| 9/27 @ | DAL | 12 | 164 | 13.7 | 45 | 2 | 0 | 0 | 0.0 | 0 | 0 |
| 10/4 | HOU | 4 | 38 | 9.5 | 19 | 0 | 0 | 0 | 0.0 | 0 | 0 |
| 10/11 | WAS | 5 | 67 | 13.4 | 20 | 0 | 0 | 0 | 0.0 | 0 | 0 |
| 10/15 @ | NO | 6 | 93 | 15.5 | 30 | 0 | 0 | 0 | 0.0 | 0 | 0 |
| 10/25 @ | TEN | 9 | 92 | 10.2 | 21 | 1 | 0 | 0 | 0.0 | 0 | 0 |
| 11/1 | TB | 12 | 162 | 13.5 | 35 | 1 | 0 | 0 | 0.0 | 0 | 0 |
| 11/8 @ | SF | 10 | 137 | 13.7 | 54 | 0 | 0 | 0 | 0.0 | 0 | 0 |
| 11/22 | IND | 9 | 160 | 17.8 | 36 | 0 | 0 | 0 | 0.0 | 0 | 0 |
| 11/29 | MIN | 5 | 56 | 11.2 | 19 | 0 | 0 | 0 | 0.0 | 0 | 0 |
| 12/6 @ | TB | 8 | 93 | 11.6 | 25 | 0 | 0 | 0 | 0.0 | 0 | 0 |
| 12/13 @ | CAR | 7 | 88 | 12.6 | 46 | 0 | 0 | 0 | 0.0 | 0 | 0 |
| 12/20 @ | JAX | 9 | 118 | 13.1 | 23 | 1 | 0 | 0 | 0.0 | 0 | 0 |
| 12/27 | CAR | 9 | 178 | 19.8 | 70 | 1 | 0 | 0 | 0.0 | 0 | 0 |
| 1/3 | NO | 9 | 149 | 16.6 | 29 | 0 | 0 | 0 | 0.0 | 0 | 0 |
| TOTALS | | 136 | 1,871 | 13.8 | 70 | 8 | 0 | 0 | 0.0 | 0 | 0 |
| CAREER | | 414 | 6,201 | 15.0 | 81 | 34 | 14 | 94 | 6.7 | 27 | 0 |

| 2014 GAME-BY-GAME STATISTICS | | | | | | | | | | | |
|------------------------------|-----|-----------|-------|------|----|----|----------|-----|-----|----|----|
| | | RECEIVING | | | | | RUSHING | | | | |
| DATE | OPP | REC | YDS | AVG | LG | TD | RUSH | YDS | AVG | LG | TD |
| 9/7 | NO | 7 | 116 | 16.6 | 27 | 0 | 0 | 0 | 0.0 | 0 | 0 |
| 9/14 @ | CIN | 7 | 88 | 12.6 | 24 | 1 | 0 | 0 | 0.0 | 0 | 0 |
| 9/18 | TB | 9 | 161 | 17.9 | 40 | 2 | 0 | 0 | 0.0 | 0 | 0 |
| 9/28 @ | MIN | 6 | 82 | 13.7 | 21 | 0 | 0 | 0 | 0.0 | 0 | 0 |
| 10/5 @ | NYG | 11 | 105 | 9.5 | 22 | 0 | 0 | 0 | 0.0 | 0 | 0 |
| 10/12 | CHI | 4 | 68 | 17 | 29 | 0 | 1 | 1 | 1 | 1 | 0 |
| 10/19 @ | BAL | 5 | 56 | 11.2 | 24 | 0 | 0 | 0 | 0.0 | 0 | 0 |
| 10/26 | DET | 4 | 58 | 14.5 | 22 | 0 | 0 | 0 | 0.0 | 0 | 0 |
| 11/9 @ | TB | 8 | 119 | 14.9 | 39 | 0 | 0 | 0 | 0.0 | 0 | 0 |
| 11/16 @ | CAR | 6 | 59 | 9.8 | 11 | 0 | 0 | 0 | 0.0 | 0 | 0 |
| 11/23 | CLE | 5 | 68 | 13.6 | 24 | 1 | 0 | 0 | 0.0 | 0 | 0 |
| 11/30 | ARI | 10 | 189 | 18.9 | 41 | 1 | 0 | 0 | 0.0 | 0 | 0 |
| 12/8 @ | GB | 11 | 259 | 23.5 | 79 | 1 | 0 | 0 | 0.0 | 0 | 0 |
| 12/14 | PIT | INACTIVE | | | | | INACTIVE | | | | |
| 12/21@ | NO | 7 | 107 | 15.3 | 24 | 0 | 0 | 0 | 0.0 | 0 | 0 |
| 12/28 | CAR | 4 | 58 | 14.5 | 20 | 0 | 0 | 0 | 0.0 | 0 | 0 |
| TOTALS | | 104 | 1,593 | 15.3 | 79 | 6 | 1 | 1 | 1 | 1 | 0 |
| CAREER | | 278 | 4,330 | 15.6 | 81 | 26 | 14 | 94 | 6.7 | 27 | 0 |


| 2013 GAME-BY-GAME STATISTICS | | | | | | | | | | | |
|------------------------------|-------|-----------------|-------|------|----|----|---------|-----|-----|----|----|
| | | RECEIVING | | | | | RUSHING | | | | |
| DATE | OPP | REC | YDS | AVG | LG | TD | RUSH | YDS | AVG | LG | TD |
| 9/8 | @ NO | 7 | 76 | 10.9 | 22 | 1 | 0 | 0 | 0.0 | 0 | 0 |
| 9/15 | STL | 11 | 182 | 16.5 | 81 | 1 | 0 | 0 | 0.0 | 0 | 0 |
| 9/22 | @ MIA | 9 | 115 | 12.8 | 28 | 0 | 1 | 7 | 7.0 | 7 | 0 |
| 9/29 | NE | 6 | 108 | 12.4 | 25 | 0 | 0 | 0 | 0.0 | 0 | 0 |
| 10/7 | NYJ | 8 | 99 | 12.4 | 46 | 0 | 0 | 0 | 0.0 | 0 | 0 |
| 10/20 | TB | INJURED RESERVE | | | | | | | | | |
| 10/27 | @ ARZ | INJURED RESERVE | | | | | | | | | |
| 11/3 | @ CAR | INJURED RESERVE | | | | | | | | | |
| 11/10 | SEA | INJURED RESERVE | | | | | | | | | |
| 11/17 | @ TB | INJURED RESERVE | | | | | | | | | |
| 11/21 | NO | INJURED RESERVE | | | | | | | | | |
| 12/1 | @ BUF | INJURED RESERVE | | | | | | | | | |
| 12/8 | @ GB | INJURED RESERVE | | | | | | | | | |
| 12/15 | WAS | INJURED RESERVE | | | | | | | | | |
| 12/23 | @ SF | INJURED RESERVE | | | | | | | | | |
| 12/29 | CAR | INJURED RESERVE | | | | | | | | | |
| TOTALS | | 41 | 580 | 14.1 | 81 | 2 | 1 | 7 | 7.0 | 7 | 0 |
| CAREER | | 174 | 2,737 | 15.7 | 81 | 20 | 13 | 93 | 7.2 | 19 | 0 |

| 2012 GAME-BY-GAME STATISTICS | | | | | | | | | | | |
|------------------------------|-------|-----------|-------|------|----|----|---------|-----|------|----|----|
| | | RECEIVING | | | | | RUSHING | | | | |
| DATE | OPP | REC | YDS | AVG | LG | TD | RUSH | YDS | AVG | LG | TD |
| 9/9 | @ KC | 6 | 108 | 18.0 | 31 | 2 | 0 | 0 | 0.0 | 0 | 0 |
| 9/17 | DEN | 4 | 14 | 3.5 | 6 | 0 | 1 | 1 | 1.0 | 1 | 0 |
| 9/23 | @ SD | 5 | 67 | 13.4 | 15 | 1 | 0 | 0 | 0.0 | 0 | 0 |
| 9/30 | CAR | 1 | 30 | 30.0 | 30 | 0 | 0 | 0 | 0.0 | 0 | 0 |
| 10/7 | @ WSH | 10 | 94 | 9.4 | 29 | 1 | 1 | 1 | 1.0 | 1 | 0 |
| 10/14 | OAK | 4 | 63 | 15.8 | 25 | 0 | 0 | 0 | 0.0 | 0 | 0 |
| 10/28 | @ PHI | 5 | 123 | 24.6 | 63 | 1 | 1 | 9 | 9.0 | 9 | 0 |
| 11/4 | DAL | 5 | 129 | 25.8 | 48 | 0 | 1 | 8 | 8.0 | 8 | 0 |
| 11/11 | @ NO | 4 | 75 | 18.8 | 52 | 0 | 0 | 0 | 0.0 | 0 | 0 |
| 11/18 | ARZ | 3 | 33 | 11.0 | 20 | 0 | 0 | 0 | 0.0 | 0 | 0 |
| 11/25 | @ TB | 6 | 147 | 24.5 | 80 | 1 | 0 | 0 | 0.0 | 0 | 0 |
| 11/29 | NO | 5 | 48 | 9.6 | 18 | 0 | 0 | 0 | 0.0 | 0 | 0 |
| 12/9 | @ CAR | 5 | 66 | 13.2 | 21 | 1 | 0 | 0 | 0.0 | 0 | 0 |
| 12/16 | NYG | 6 | 74 | 12.3 | 40 | 2 | 1 | 18 | 18.0 | 18 | 0 |
| 12/22 | @ DET | 7 | 71 | 10.1 | 16 | 1 | 1 | -7 | -7.0 | -7 | 0 |
| 12/30 | TB | 3 | 56 | 18.7 | 28 | 0 | 0 | 0 | 0.0 | 0 | 0 |
| TOTALS | | 79 | 1,198 | 15.2 | 80 | 10 | 6 | 30 | 5.0 | 27 | 0 |
| CAREER | | 133 | 2,117 | 16.2 | 80 | 18 | 12 | 86 | 7.2 | 19 | 0 |

| 2011 GAME-BY-GAME STATISTICS | | | | | | | | | | | |
|------------------------------|-------|-----------|-----|------|----|----|---------|-----|------|----|----|
| DATE | OPP | RECEIVING | | | | | RUSHING | | | | |
| | | REC | YDS | AVG | LG | TD | RUSH | YDS | AVG | LG | TD |
| 9/11 | @ CHI | 5 | 71 | 14.2 | 32 | 0 | 0 | 0 | 0.0 | 0 | 0 |
| 9/18 | PHI | 2 | 29 | 14.5 | 15 | 0 | 0 | 0 | 0.0 | 0 | 0 |
| 9/25 | @ TB | 6 | 115 | 19.2 | 49 | 0 | 1 | -9 | -9.0 | -9 | 0 |
| 10/2 | @ SEA | 11 | 127 | 11.5 | 45 | 0 | 0 | 0 | 0.0 | 0 | 0 |
| 10/9 | GB | 1 | 16 | 16.0 | 16 | 0 | 1 | 17 | 17.0 | 17 | 0 |
| 10/16 | CAR | INACTIVE | | | | | | | | | |
| 10/23 | @ DET | INACTIVE | | | | | | | | | |
| 11/6 | @ IND | 3 | 131 | 43.7 | 80 | 2 | 2 | 33 | 16.5 | 19 | 0 |
| 11/13 | NO | 2 | 9 | 4.5 | 6 | 0 | 0 | 0 | 0.0 | 0 | 0 |
| 11/20 | TEN | INACTIVE | | | | | | | | | |
| 11/27 | MIN | 0 | 0 | 0.0 | 0 | 0 | 0 | 0 | 0.0 | 0 | 0 |
| 12/4 | @ HOU | 4 | 68 | 17.0 | 26 | 0 | 0 | 0 | 0.0 | 0 | 0 |
| 12/11 | @ CAR | 3 | 104 | 34.7 | 75 | 2 | 0 | 0 | 0.0 | 0 | 0 |
| 12/15 | JAX | 5 | 85 | 17.0 | 29 | 1 | 1 | 6 | 6.0 | 6 | 0 |
| 12/26 | @ NO | 8 | 128 | 16.0 | 40 | 1 | 0 | 0 | 0.0 | 0 | 0 |
| 1/1 | TB | 4 | 76 | 19.0 | 48 | 2 | 1 | 9 | 9.0 | 9 | 0 |
| TOTALS | | 54 | 959 | 17.8 | 80 | 8 | 6 | 56 | 9.3 | 19 | 0 |
| CAREER | | 54 | 959 | 17.8 | 80 | 8 | 6 | 56 | 9.3 | 19 | 0 |



WR Julio Jones set a franchise record with 300 receiving yards against Carolina in Week 4.

| | | | | |
|------------------------|---|---|--------------------------|-----------------------------|
| 25 | AKEEM KING CORNERBACK SAN JOSE STATE 2ND YEAR WITH FALCONS |  | | |
| HEIGHT: 6'1" | WEIGHT: 212 | BIRTHDATE: 10/29/92 | NFL EXP: 2 YRS | ACQUIRED: D7b-'15 |

TRANSACTIONS

- » Selected by the Falcons in the seventh round (249th overall) of the 2015 NFL Draft.

2015 (FALCONS)

- » Played in five games as a reserve cornerback, posting one pass defense during his rookie season.

COLLEGE


- » Played in 33 game, including 12 career starts coming during his senior year. He was one of three defensive players for San Jose State to start in every game in 2014.
- » He recorded 71 tackles, 1.5 tackles for loss and two passes defended in 2014, his best statistical year as a Spartan.

- » In 2013, he saw action in 11 games as a defensive back and on special teams.

- » In 2012, he was named on the Academic All-Wac team, as well as being a three time San Jose State University Scholar-Athlete.

PERSONAL

- » He attended Nipomo High School in Nipomo, CA and averaged 20 yards per catch and scored four times. He also recorded 30 tackles and two interceptions during his senior year.
- » He also participated in track and field, and was a springter and a jumper. He set a school record, clocking a 10.74 in the 100-meter dash.
- » He graduated from San Jose State with a degree in business marketing in May 2014, and he is pursuing his MBA.

| | | | | |
|---|-----------------------|---|--------------------------|----------------------------------|
| <div>67</div> <div> ANDY LEVITRE GUARD OREGON STATE 2ND YEAR WITH FALCONS </div> | |  | | |
| HEIGHT: 6'2" | WEIGHT: 303 | BIRTHDATE: 5/15/86 | NFL EXP: 8 YRS | ACQUIRED: TR-'15 (TEN) |

TRANSACTIONS

- » Originally selected by the Buffalo Bills in the second round (51st overall) of the 2009 NFL Draft.
- » Signed by the Tennessee Titans as an unrestricted free agent on March 14, 2013.
- » Traded to the Atlanta Falcons on September 4, 2015 in exchange for a 2016 sixth round draft selection and a future conditional pick.

2016 (FALCONS)

- » Started all 16 games at left guard, blocking for an offense that set a franchise record with 540 points and averaged 415.8 yards per game.
- » Started at left guard and helped the offense total 528 yards, the seventh-highest output in franchise history, at Oakland (9/18). Blocked for a rushing attack that put up 139 yards, which marked the 10th time in the last two seasons Atlanta has eclipsed 100 rushing yards.
- » Started at left guard and blocked for an offense that set a franchise record with 571 total yards against Carolina (10/2). Protected QB Matt Ryan as he became the 19th player in NFL history to throw for 500+ yards in a single game.

2015 (FALCONS)

- » Started all 16 games at left guard and blocked for an offense that ranked seventh in the NFL averaging 374.1 yards per game.
- » Started at left guard and blocked for a rushing attack that tallied 105 yards on 35 carries against Philadelphia (9/14). Also helped protect quarterback Matt Ryan, who threw for 298 yards and two touchdowns.
- » Started at left guard and blocked for an offense that totaled 438 yards at Dallas (9/27). Opened rushing lanes for RB Devonta Freeman, who ran for 141 yards and three touchdowns in the win.

- » Started at left guard and blocked for a rushing attack that totaled 135 yards and four touchdowns against Houston (10/4). Paved the way for RB Devonta Freeman, who became the first player since the AFL-NFL merger to run for three TDs in each of his first two starts.
- » Started at left guard and blocked for an offense that gained a season-high 418 total yards, including 176 yards on the ground against Washington (10/11).
- » Started at left guard and blocked for an offense that gained 413 total yards, including 150 yards on the ground at New Orleans (10/15).
- » Started at left guard and blocked for a rushing attack that gained 127 yards and 4.1 yards per carry at Tennessee (10/25).
- » Blocked for an offense that gained a season-high 496 total yards, including 395 passing yards, against Tampa Bay (11/1).
- » Blocked for an offense that gained 375 total yards against Indianapolis (11/22), including 100+ rushing yards for the eighth time in 2015.
- » Blocked for an offense that compiled 326 yards of total offense, including 116 rushing yards, against Minnesota (11/29). Atlanta rushed for more-than 100 yards nine times in 2015.
- » Blocked for an offense that tallied 373 yards of total offense, including 306 yards through the air, against Carolina (12/27).
- » Started at left guard and blocked for an offense that gained 414 yards against New Orleans (1/3), the sixth time Atlanta posted more than 400 yards of total offense this season.

CAREER

- » In eight seasons, has started all 128 games of his career. Is the only two member of the 2009 NFL Draft class to start all 128 regular season games from 2009-16.

- » Spent four seasons with the Bills, and started all 64 games during those four years.
- » Started all 16 games at left guard, bringing his consecutive starting streak to 96 games—every game since entering the NFL as a 2009 second-round selection (51st overall). The streak ranks first among all NFL guards.
- » Signed with the Tennessee Titans as an unrestricted free agent in 2013 and started all 32 games during his two year tenure with the club.
- » In 2012, anchored a Bills offensive line that held opponents to 30 sacks (fifth fewest in the AFC), while blocking for a rushing attack that averaged 138.6 yards per game, which ranked second in the AFC.
- » In 2011, was a member of a Bills offensive front that led the NFL in fewest sacks allowed with 23.
- » As a rookie in 2009, started all 16 games and was named to Sporting News' All-Rookie Team, Pro Football Weekly/Pro Football Writers of America's All-Rookie Team and Football Outsiders' All-Rookie Team..

COLLEGE



- » Closed out his career with a string of 35 consecutive starts at Oregon State (39 total for his career). In his last two seasons, he started 17 times at left tackle and nine times at right tackle.
- » In 2008, was an All-American first-team selection by the American Football Coaches Association and Pro Football Weekly. Earned second-team honors from the Associated Press and was a first-team All-Pac 10 Conference and Academic All-Pac 10 choice. As a senior, served as team co-captain and started all 13 games at left offensive tackle.
- » As a junior in 2007, was a second team All-Pac 10 Conference and Academic All-Pac 10 selection. Started the team's first nine games at right offensive tackle before shifting to the left side for his final four contests.
- » As a sophomore in 2006, named second-team Academic All-Pac 10 Conference choice, adding All-Pac 10 honorable mention while starting the final 10 games at right tackle.
- » As a redshirt freshman in 2005, saw action in every game, serving as the team's top reserve at both guard positions for the first 10 contests. Earned his first career start at right tackle in the season finale against Oregon.
- » Redshirted as a freshman in 2004.
- » Graduated from Oregon State in March 2009 with degrees in finance and sociology.

PERSONAL

- » Enjoys traveling around the world. In March 2012, he visited the Great Wall of China and tobogganed down a stretch of the wall. He has also been to Phuket, Thailand where he had the opportunity to ride an elephant.
- » Enjoys fishing and once caught a 250-pound yellowfin tuna in Puerto Vallarta, Mexico. Most recently, he caught an 88-inch sailfish in Cancun.
- » Has a signature ice cream that is named after him. Lake Effect Artisan Ice Cream in Buffalo created the Levitreland flavor, which is strawberry cheesecake ice cream with chocolate-covered pretzels throughout.
- » Fancies himself as a coffee connoisseur. He is also a skilled grillmaster, utilizing his Big Green Egg to cook masterpieces in his backyard.
- » Levitre married his wife, Katie, on July 4, 2015 and swam with sharks in Bora Bora on his honeymoon.
- » Earned Academic All-Pac 10 Conference honors four times.
- » Was a SuperPrep Magazine selection as a senior at San Lorenzo Valley High School. Also named first-team All-CIF, first team All-Santa Cruz Coast League, and named to the all-region team by the San Jose Mercury News.
- » Named team captain and co-MVP as a senior, while also competing on the defensive line.
- » As a junior, his team finished 13-0 and won the Central Coast Section title. Was an honorable mention all-state and first team all-conference as an offensive lineman as a junior, and second team as a defensive tackle.
- » Earned two letters in track throwing the shot put.
- » He has four brothers - Erick Travis, Logan, and Ryan. Erick was an offensive guard at the University of Arizona (2002-06).
- » Follow Levitre on Twitter: @LevitreAndy
- » His last name is pronounced Luh-Vee-Tree.
- » Born Andrew Steven Levitre on May 15, 1986 in Los Gatos, Calif.

| LEVITRE'S CAREER GAMES PLAYED/STARTED | | | | | | | |
|---------------------------------------|-------|-------|-------|-------|-------|-------|-------|
| 2016 | 2015 | 2014 | 2013 | 2012 | 2011 | 2010 | 2009 |
| ATL | ATL | TEN | TEN | BUF | BUF | BUF | BUF |
| 16/16 | 16/16 | 16/16 | 16/16 | 16/16 | 16/16 | 16/16 | 16/16 |
| TOTALS 128/128 | | | | | | | |



| | | | | | |
|----|--|----------------|------------------------|---|---|
| 51 | ALEX MACK CENTER CALIFORNIA 1ST YEAR WITH FALCONS | | |  2016 2015 2013 2010 |  |
| | HEIGHT: 6'4" | WEIGHT: 311 | BIRTHDATE: 11/19/85 | NFL EXP: 8 YRS | |

TRANSACTIONS

- » Originally selected by Cleveland Browns in first round (21st overall) of 2009 NFL Draft.
- » Signed to offer sheet by Jacksonville Jaguars on April 11, 2014. Re-signed by Browns after team exercised first-refusal rights on April 14, 2014.
- » Signed by the Atlanta Falcons as an unrestricted free agent on March 9, 2016.

2016 (FALCONS)

- » Started all 16 games at center, blocking for an offense that set a franchise record with 540 points and averaged 415.8 yards per game.
- » Earned his fourth career Pro Bowl selection after anchoring the offensive line for the NFL's top scoring unit.
- » Made his first start in a Falcons uniform against Tampa Bay (9/11). Anchored an offensive line that helped Matt Ryan throw for 334 yards.
- » Started at center and helped the offense total 528 yards, the seventh-highest output in franchise history, at Oakland (9/18). Blocked for a rushing attack that put up 139 yards, which marked the 10th time in the last two seasons Atlanta has eclipsed 100 rushing yards.
- » Started at center and blocked for an offense that set a franchise record with 571 total yards against Carolina (10/2). Protected QB Matt Ryan as he became the 19th player in NFL history to throw for 500+ yards in a single game.

2015 (BROWNS)

- » Last season, Mack returned from injury to play in all 16 games and was selected to his third career Pro Bowl.

CAREER

- » A four-time Pro Bowler (2016, 2015, 2013, 2010), has started all 117 games in which he has played. Is one of three centers in Browns history to earn multiple Pro Bowl honors.

- » Played every offensive snap (4,998 consecutive) through his first 80 career games, and was one of only four NFL offensive linemen to play every offensive snap for his team since at least 2009.
- » Played and started in five games under offensive coordinator Kyle Shanahan during the 2014 season in Cleveland before going down with an injury. During those five games the offense averaged 26.8 points per game, 383.2 total yards per game, 146.4 rushing yards per game, and 4.4 yards per carry.
- » In 2013, earned his second career Pro Bowl selection and was named a second-team AP All-Pro. Started all 16 games at center, playing all 1,106 offensive snaps.
- » Was voted a first-alternate to the AFC Pro Bowl squad after starting all 16 games at center in 2012. Part of an offensive line that helped Trent Richardson set Browns rookie records in rushing yards (950), rushing TDs (11) and total scrimmage yards (1,317).
- » Started all 16 games at center in 2011, and did not miss an offensive snap, despite undergoing an appendectomy in October.
- » In 2010, Mack was anchored an offensive line that helped Peyton Hillis rush for 1,177 yards and 11 touchdowns. Earned his first career Pro Bowl selection and was named to Sports Illustrated's All-Pro team.
- » During his rookie season in 2009, Mack became the fifth rookie to start all 16 games at center, and helped his team record four consecutive games with more than 160 rushing yards.
- » Was named to the Pro Football Weekly/Professional Football Writers of America All-Rookie team and selected to USA Today's All-Joe team.
- » One of four rookie offensive linemen to start all 16 games in 2009, along with Buffalo's Andy Levitre (LG), Seattle's Max Unger (13 at RG, 3 at C) and Baltimore's Michael Oher (12 at RT, 4 at LT).

- » Became just the fifth NFL rookie to start all 16 games at C since 1998, joining Damien Woody (New England, 1999), Alex Stepanovich (Arizona, 2004), Nick Mangold (Jets, 2006) and Samson Satele (Miami, 2007).

COLLEGE

- » Was a two-time Rimington Trophy finalist, a two-time All-American and a four-time league academic honor roll honoree at California.
- » Awarded the Draddy Trophy as a senior, given to college football's top scholar-athlete.
- » Named the PAC-10 Conference's 2008 Scholar-Athlete of the Year and was a member of ESPN's All-Bowl Team in 2006 and 2008. Was a finalist for the Lowe's Senior CLASS Award, given for academic and athletic accomplishment.
- » The 2008 winner of the Schlessinger Coaches Award, which recognizes outstanding athletic ability, academic success and community service at Cal.
- » Did not allow any quarterback sacks or pressures on 397 pass plays in 2008. Was penalized just twice on a total of 832 snaps as a senior.
- » Became the third player in PAC-10 Conference annals to receive the Morris Trophy in back-to-back seasons. Led a line that allowed just 11 sacks in 2007, the third-lowest figure in the country that year. Redshirted as a freshman.
- » Earned a degree in legal studies, spent his senior season as a graduate student and is working towards his master's degree.

PERSONAL

- » Participated in the NFL's second annual "NFL Pro Hollywood Boot Camp" during the 2013 off-season, which offered a comprehensive overview of creative disciplines in the film industry including screen writing, directing, producing and film financing.
- » Attended San Marcos High School (Santa Barbara, Calif.). Played on both the offensive and defensive lines. Named the Channel League's co-Most Valuable Player on defense and a first team all-league selection. Was a two-time All-CIF choice and a three-time all-county and all-league member.
- » Named to Prep Star's All-West team as a senior, helping his team rush for 2,031 yards in 2003.
- » Added four letters in wrestling, advancing to the state wrestling tournament as a CIF heavy-weight champion and compiled a 28-2 record on the mat as a senior, when he ranked second in the state.
- » Embarked on a weeklong visit to U.S. troops at military bases throughout Afghanistan and Kyrgyzstan during the 2011 offseason as part of the NFL-USO program; his father and cousin both served in the military.
- » Enjoys helping children, including through school visits and reading to kids.
- » An avid traveler who has visited Australia, Brazil, England, France, Greece, Indonesia, Italy, Japan, Spain, Taiwan, Thailand and Turkey.
- » An avid reader with diverse tastes, including historical-fiction, science-fiction and fantasy books.

| MACK'S CAREER GAMES PLAYED/STARTED | | | | | | | |
|------------------------------------|-------|---------|-------|-------|-------|-------|-------|
| 2016 | 2015 | 2014 | 2013 | 2012 | 2011 | 2010 | 2009 |
| ATL | CLE | CLE | CLE | CLE | CLE | CLE | CLE |
| 16/16 | 16/16 | 5/5 | 16/16 | 16/16 | 16/16 | 16/16 | 16/16 |
| TOTALS | | 117/117 | | | | | |

| | | | | |
|--|-----------------------|---|--------------------------|----------------------------|
| <div>70</div> <div> JAKE MATTHEWS TACKLE TEXAS A&M 3RD YEAR WITH FALCONS </div> | |  | | |
| HEIGHT: 6'5" | WEIGHT: 309 | BIRTHDATE: 2/11/92 | NFL EXP: 3 YRS | ACQUIRED: D1-'14 |

TRANSACTIONS

- » Selected as a first round (6th overall) draft choice by Atlanta in 2014.

2016 (FALCONS)

- » Started all 16 games at left tackle, blocking for an offense that set a franchise record with 540 points and averaged 415.8 yards per game.
- » Started at left tackle and protected Matt Ryan as he completed nearly 70 percent of his passes for 334 yards against Tampa Bay (9/11).
- » Started at left tackle and helped the offense total 528 yards, the seventh-highest output in franchise history, at Oakland (9/18). Blocked for a rushing attack that put up 139 yards, which marked the 10th time in the last two seasons Atlanta has eclipsed 100 rushing yards.
- » Started at left tackle and blocked for an offense that set a franchise record with 571 total yards against Carolina (10/2). Protected QB Matt Ryan as he became the 19th player in NFL history to throw for 500+ yards in a single game.

2015 (FALCONS)

- » Started all 16 games at left tackle and blocked for an offense that ranked seventh in the NFL averaging 374.1 yards per game. Protected Matt Ryan's blindside as the quarterback became one of four passers to throw for 4,000 yards in each of the last five seasons.
- » Started at left tackle and helped block for an offense that posted 395 total yards against Philadelphia (9/14). Protected QB Matt Ryan's blindside as he threw for 298 yards and two touchdowns in a season opening win.
- » Started at left tackle and blocked for an offense that posted 438 total yards, including 158 yards on the ground. Protected for QB Matt Ryan as the signal caller threw for 285 yards and two touchdowns.

- » Started at left tackle and blocked for an offense that totaled 378 total yards in a 48-21 win over Houston (10/4). Protected QB Matt Ryan as he threw for 256 yards with one touchdown while completing 70.4 percent of his passes.
- » Started at left tackle and blocked for an offense that gained a season-high 418 total yards, including 176 yards on the ground against Washington (10/11).
- » Started at left tackle and blocked for an offense that gained 413 total yards, including 150 yards on the ground at New Orleans (10/15).
- » Blocked for an offense that gained a season-high 496 total yards, including 395 passing yards, against Tampa Bay (11/1).
- » Blocked for an offense that gained 375 total yards against Indianapolis (11/22), including 100+ rushing yards for the eighth time in 2015.
- » Blocked for an offense that compiled 326 yards of total offense, including 116 rushing yards, against Minnesota (11/29). Atlanta rushed for more-than 100 yards nine times in 2015.
- » Blocked for an offense that tallied 373 yards of total offense, including 306 yards through the air, against Carolina (12/27).
- » Blocked for an offense that gained 414 yards against New Orleans (1/3), the sixth time Atlanta posted more than 400 yards of total offense in 2015.

CAREER

- » In three seasons, has started all 47 games that he has played in, including 46 straight games dating back to Week 3 of his rookie season. Has helped protect QB Matt Ryan who has thrown for 14,229 yards and 87 touchdowns during that span.
- » Started 15 games at left tackle during his rookie season, and blocked for an offense that broke several franchise records.

- » Started at left tackle and helped block for an offense that generated a franchise record 548 yards of total offense vs. New Orleans (9/7/14).
- » Started at left tackle and helped block for an offense that scored 56 points (2nd most in franchise history) and recorded 488 total yards vs Tampa Bay (9/18/14).
- » Started and blocked for an offense that recorded 500 total yards for the second time in 2014 against Arizona (11/30).


COLLEGE

- » Appeared in 52 games for Texas A&M, starting his final 46 contests, the first 33 at right tackle and the final 13 on the left side.
- » As a senior, was a consensus All-American and a unanimous All-Southeastern Conference first-team selection. He was recipient of the Bobby Bowden Award, presented for high performance on the field, in class and in the community.
- » In 2012, earned first-team All-American honors from The NFL Draft Report and the Football Writers of America Association, adding second-team accolades from the Walter Camp Football Foundation and third-team recognition from the Associated Press.
- » As a sophomore, quickly developed into the cornerstone of the Aggies' offensive front that allowed just nine sacks in 13 games and set then-school records for total offense (seventh in the nation at 490.2 ypg), passing (291.1 ypg) and scoring (11th nationally at 39.08 ppg) offense. The sophomore delivered 13 touch-down-resulting blocks and 96 key blocks/knockdowns while helping the Aggies rush for 199.2 yard per game.
- » In 2011, was named to ESPN.com's All-Big 12 Conference Freshman team and was an honorable mention All-Big 12 pick. He was one of 10 freshman to letter for the Aggies, starting the final seven games of the season.

PERSONAL

- » Matthews is the next to carry on the family NFL tradition. He is the fourth family member to be selected in the first round of the draft and the seventh to reach the National Football League.
- » Matthews' NFL lineage began with Clay Matthews Sr., who played four seasons for the San Francisco 49ers in the 1950's. His father, Bruce Matthews, was a 14-time Pro Bowl selection and Green Bay Packers LB Clay Matthews III is his cousin.
- » Attended Elkins High School in Missouri City, Texas. Was named first-team all-district and all-greater Houston honoree. Matthews also had offers from Oklahoma, Alabama, Arkansas, Oregon, Texas, Texas Tech, USC and Stanford.
- » Was a consensus All-American selection in high school. Earned a five-star rating from Scout.com, as that recruiting service regarded him as the best offensive guard in the nation.
- » Rated as the seventh-best offensive tackle in the prep ranks, placed 48th on the Rivals100 team while also being named the eighth-best overall prospect in the state of Texas by Rivals.com.
- » A university studies major in the Mays Business School at Texas A&M.
- » Son of Carrie and Bruce Matthews.

| MATTHEWS'S CAREER GAMES PLAYED/STARTED | | |
|--|--------------|-------|
| 2016 | 2015 | 2014 |
| ATL | ATL | ATL |
| 16/16 | 16/16 | 15/15 |
| TOTALS | 47/47 | |

| | | | | | |
|--------------------|----------------|-----------------------|---------------|---------------------|---|
| 30 | DEJI OLATOYE | | | |  |
| | CORNERBACK | | | | |
| NORTH CAROLINA A&T | | | | | |
| HEIGHT: 6'1" | WEIGHT: 205 | BIRTHDATE: 7/20/91 | NFL EXP: 1 | ACQUIRED: FA-'16 | |

TRANSACTIONS

- » Originally signed by the Baltimore Ravens as a college free agent following the 2014 NFL Draft.
- » Signed to the Kansas City Chiefs practice squad on October 8, 2014. Signed to the active roster on December 30, 2014.
- » Signed to the Dallas Cowboys practice squad on September 9, 2015. Signed to the active roster on November 18, 2015.
- » Signed to the Atlanta Falcons practice squad on September 5, 2016. Promoted to the active roster on November 23, 2016.

2016 (FALCONS)

- » Played in five games, making four tackles (three solo) with three passes defended..

CAREER

- » Made his first start came in the fifteenth game of the season against the Buffalo Bills in place of an injured Morris Claiborne. He registered five tackles, one pass defended and an interception.

COLLEGE


- » Spent the first two seasons of his college career at the University of Colorado...His presence made a strong Aggies secondary even stronger.

» Has good size for a cornerback, which makes him good against the run and able to defend tall receivers...A second year in the Aggies defensive system will be a plus for the secondary...In addition to playing cornerback, he also played some free safety in 2012.

» Has impressive 98 ½ inch reach...Also has an outstanding 33 ½ inch vertical along with a nearly 10-foot broad jump...A speech major, Olatoye earned a 3.2 grade point average during the 2012-13 academic school year.

PERSONAL

- » He was born July 20, 1991, in Cleveland. He is an accomplished soccer player, having played through is freshman year in high school.
- » His teams won four state championships and he was a team captain and won most valuable player of a couple of tournaments. He played on a team that twice traveled to Europe to play, one time to Amsterdam and another to Spain.
- » He is active in the community and his most memorable experience was when he visited the East Side Community Center and spent time with the kids.

| | | | | | |
|---------------|---------|---|----------|-----------|---|
| <div>50</div> | | BROOKS REED OUTSIDE LINEBACKER ARIZONA 2ND YEAR WITH FALCONS | | |  |
| HEIGHT: | WEIGHT: | BIRTHDATE: | NFL EXP: | ACQUIRED: | |
| 6'3" | 254 | 2/28/87 | 6 YRS | FA-'15 | |

TRANSACTIONS

- » Originally selected by the Houston Texans in the second round (42nd overall) of the 2011 NFL Draft out of Arizona.
- » Signed by the Atlanta Falcons as a free agent on March 10, 2015.

2016 (FALCONS)

- » Played in 15 games with seven starts while totaling 21 tackles, 2.0 sacks, two tackles for loss, one forced fumble, and one pass defense.
- » Posted his first sack as a Falcon against San Diego (10/23), dropping Philip Rivers for a five-yard loss.
- » Combined with Grady Jarrett to drop QB Carson Palmer for an eight-yard loss against Arizona (11/27).
- » Dropped QB Russell Wilson for a seven-yard sack and added three tackles in Atlanta's Divisional Playoff win over Seattle.

2015 (FALCONS)

- » Played in 13 games with five starts while posting 13 tackles (seven solo). Helped set the edge for a defense that allowed 105 rushing yards per game.
- » Made his Falcons debut, starting at linebacker and posting a pair of tackles and one tackle for loss against Houston (10/4).
- » Saw action at linebacker against Washington (10/11). Helped the Falcons defense hold the Redskins to 51 rushing yards and 2.1 yards per carry.
- » Started at linebacker and posted two tackles at New Orleans (10/15). Helped the Falcons hold the Saints to 2.5 yards per carry and 81 rushing yards.
- » Started at linebacker and posted one tackle against Indianapolis (11/22). Helped the defense hold the Colts to 74 yards on the ground, the seventh time the Falcons held an opponent

under 100 rushing yards in 2015.

- » Saw action at linebacker against Minnesota (11/29). Helped the defense limit the Vikings to 174 passing yards, the fourth time Atlanta allowed less than 200 passing yards in a game in 2015.

CAREER

- » Has started 88 of 64 career games, recording 248 tackles (147 solo), 16.5 sacks, one interception, one forced fumble, and two fumble recoveries in six NFL seasons.
- » Started 52 of 59 career games, recording 211 tackles (122 solo), 14.5 sacks, one interception, one forced fumble, and two fumble recoveries in four seasons with the Houston Texans.
- » Started 13 of 16 games and finished with 41 tackles, three sacks, 10 quarterback hits, five tackles for loss, four passes defended, and one interception in 2014.
- » Snagged his first career interception at Oakland (9/14), picking off QB Derek Carr.
- » Started all 16 games at strong side linebacker for the first time in his career and totaled career-highs with 87 tackles (48 solo) and nine tackles for loss to go along with six quarterback hits and three sacks in 2013.
- » Started in all 12 games he played and recorded 42 tackles (23 solo), 2.5 sacks and a forced fumble in 2012.
- » As a rookie in 2011, started 11 of 16 games, and recorded 44 tackles (30 solo), two fumble recoveries, and a franchise-rookie record with six sacks.

COLLEGE

- » Started 34 of 45 games at Arizona, recording 114 tackles (61 solo), 17 sacks and 25 tackles for loss for his career. He also forced four fumbles and deflected four pass attempts.

- » Earned first-team All-Pac-10 honors after starting all 13 games in his senior season with the Wildcats, tallying a career-best 47 tackles, 6.5 sacks and 10 tackles for loss along with two passes defensed and one forced fumble.
- » Started 8-of-10 games in 2009, recording 23 tackles (19 solo), 2.0 sacks, contributing to a defensive unit that ranked fourth in the Pac 10 and 29th nationally in yards per game allowed (120.5).
- » Enjoyed a breakout season as a sophomore in 2008 when he started all 13 games at defensive end and garnered an All-Pac-10 honorable mention, as he delivered 38 tackles (26 solos) with 9.5 stops for losses for 59 yards and a team-high eight sacks for 57 yards and added three forced fumbles, a quarterback hurry and two pass deflections.
- » Switched to defensive end in 2007 after opening the season contending for H-back duty and

saw action in the final nine games of the season as a backup defensive end and on special teams and delivered seven tackles (four solos) with one assisted sack for five yards.

PERSONAL


- » Attended Sabino High School (Tucson, Ariz.), playing football for head coach Jay Campos. Helped the Sabercats to an 8-3 record as a junior in 2004 and earned first-team all-league, honorable mention all-state and Arizona Daily Star All-Southern Arizona honorable mention as a junior while rushing for 350 yards and seven touchdowns.
- » Led the Sabercats to a 10-4 overall record as a senior in 2005 and earned Tucson Citizen first-team All-3A-4A and Arizona Daily Star first-team All-Southern Arizona while posting 38 tackles and three sacks from the defensive line as a senior.

REED'S CAREER STATISTICS

| YEAR | GP/GS | TK | SO | AST | SK | YDS | INT | YDS | LG | TD | PD | FF | FR | YDS | TD |
|--------------|--------------|------------|------------|------------|-------------|-------------|----------|----------|----------|----------|-----------|----------|----------|----------|----------|
| 2011 HOU | 16/11 | 44 | 30 | 14 | 6.0 | 36.0 | 0 | 0 | 0 | 0 | 3 | 0 | 2 | 0 | 0 |
| 2012 HOU | 12/12 | 42 | 23 | 19 | 2.5 | 11.5 | 0 | 0 | 0 | 0 | 3 | 1 | 0 | 0 | 0 |
| 2013 HOU | 16/16 | 87 | 48 | 39 | 3.0 | 17.0 | 0 | 0 | 0 | 0 | 0 | 0 | 0 | 0 | 0 |
| 2014 HOU | 16/13 | 41 | 25 | 16 | 3.0 | 19.0 | 1 | 4 | 0 | 0 | 4 | 0 | 0 | 0 | 0 |
| 2015 ATL | 13/5 | 13 | 7 | 6 | 0.0 | 0.0 | 0 | 0 | 0 | 0 | 0 | 0 | 0 | 0 | 0 |
| 2016 ATL | 15/7 | 21 | 14 | 7 | 2.0 | 12.0 | 0 | 0 | 0 | 0 | 1 | 1 | 0 | 0 | 0 |
| TOTAL | 88/64 | 248 | 147 | 101 | 16.5 | 95.5 | 1 | 4 | 0 | 0 | 11 | 2 | 2 | 0 | 0 |

REED'S POSTSEASON STATISTICS

| YEAR | GP/GS | TK | SO | AST | SK | YDS | INT | YDS | LG | TD | PD | FF | FR | YDS | TD |
|--------------|------------|-----------|-----------|----------|------------|-------------|----------|----------|----------|----------|----------|----------|----------|----------|----------|
| 2011 HOU | 2/2 | 13 | 9 | 4 | 3.5 | 23.0 | 0 | 0 | 0 | 0 | 0 | 1 | 0 | 0 | 0 |
| 2012 HOU | 2/2 | 6 | 4 | 2 | 1.5 | 4.5 | 0 | 0 | 0 | 0 | 0 | 0 | 0 | 0 | 0 |
| 2016 ATL | 2/1 | 4 | 4 | 0 | 1.0 | 7.0 | 0 | 0 | 0 | 0 | 0 | 0 | 0 | 0 | 0 |
| TOTAL | 6/5 | 23 | 17 | 6 | 6.0 | 34.5 | 0 | 0 | 0 | 0 | 0 | 1 | 0 | 0 | 0 |

| | | | | |
|----|---|----------------|-----------------------|---|
| 53 | LaROY REYNOLDS LINEBACKER VIRGINIA 1ST YEAR WITH FALCONS | | |  |
| | HEIGHT: 6'1" | WEIGHT: 240 | BIRTHDATE: 11/3/90 | |

TRANSACTIONS

- » Originally signed by the Jacksonville Jaguars as a college free agent following the 2013 NFL Draft.
- » Signed by the Chicago Bears on September 29, 2015.
- » Signed by the Atlanta Falcons on March 16, 2016.

2016 (FALCONS)

- » Played in 16 games with three starts, notching 23 tackles (13 solo) on defense and seven special teams tackles.
- » Recovered a muffed punt at the Saints 11-yard line, leading to a game tying two-yard touchdown run by RB Tevin Coleman, at New Orleans (9/26).

CAREER

- » Has seen action in 59 games with seven starts as a member of the Falcons, Chicago Bears and Jacksonville Jaguars.
- » Played in 13 games with one start in 2015. Logged 15 total tackles (14 solo).
- » Totaled 54 tackles (43 solo) with one pass defense in three seasons in the NFL.

COLLEGE

- » Played in 45 games over four seasons at the University of Virginia.
- » As a senior in 2012, earned All-ACC honorable mention honors as well as Coaches All-ACC honorable mention and was one of UVA's four team captains. Started 10 games and finished second on the team with 90 tackles.

- » Reynolds ranked eighth in the ACC with 90 tackles and was second on the team with 9.5 tackles for loss during his senior season.
- » One of 13 Cavaliers to start all 13 games in 2011. Ranked second on the team with 81 tackles and had seven tackles for a loss of 21 yards. Set a career high with 12 tackles against Southern Miss.
- » During his sophomore season, moved from safety to linebacker. He appeared in all 12 games, making 11 starts, and led the team with 66 tackles. Added seven tackles for loss.
- » Appeared in 10 games - all on special teams - during his freshman season.

PERSONAL

- » Attended Maury High School in Norfolk, Virginia where he played virtually all the skill positions including wide receiver, tailback, quarterback, safety and linebacker.
- » Earned first-team all-district at linebacker and second-team all-district at wide receiver as a senior. Was also named a second-team Virginian-Pilot all-Tidewater as a linebacker.
- » Finished his senior year with 99 tackles. He caught 18 passes for 527 yards and four touchdowns as a junior and was named all-district wide receiver. Defensively, had 73 tackles and an interception and was a second-team all-district selection as a utility player. Also played basketball.

19**ALDRICK ROBINSON****WIDE RECEIVER**SOUTHERN METHODIST
1ST YEAR WITH FALCONSHEIGHT:
5'10"WEIGHT:
187BIRTHDATE:
9/24/88NFL EXP:
4 YRSACQUIRED:
FA-'16**TRANSACTIONS**

- » Originally selected by the Washington Redskins in the sixth round (178th overall) of the 2011 NFL Draft.
- » Signed to the Baltimore Ravens practice squad on December 9, 2014.
- » Signed by the Atlanta Falcons on March 15, 2016.

2016 (FALCONS)

- » Played in 16 games and pulled down 20 receptions for 323 yards, including two touchdowns. Averaged 16.2 yards per reception in his first season in Atlanta.
- » Made his Falcons debut against Tampa Bay (9/11). Played 15 of 65 offensive snaps but did not record a reception.
- » Caught two passes for 48 yards, including his first touchdown in a Falcons uniform on a 35-yard reception against Carolina (10/2).
- » Pulled in his second touchdown catch of the season on a five-yard pass from Matt Ryan against Kansas City (12/4). Finished the game with two catches for 18 yards.
- » Set a career high and notched his first 100-yard game with 111 yards on four receptions against San Francisco (12/18).

CAREER



- » Played in 52 games with four starts in five seasons. Recorded 50 receptions for 931 yards and seven touchdowns.
- » Served as a member of the Baltimore Ravens practice squad for the final month of the 2014 season.

COLLEGE

- » Saw action in 46 games at Southern Methodist, finishing second in Mustangs' history in receiving yards (3,313) and receiving TDs (30) and fourth in catches (181).
- » Set single-season school marks for receiving TDs (14) and produced the second-most receiving yards (1,301) in 14 games as a senior, earning first-team All-Conference USA honors.
- » Appeared in 13 games as a junior, catching 65 passes for 800 yards and 5 TDs. Caught a 96-yard TD against East Carolina, which is tied for the longest pass play in Southern Methodist history.
- » Played in 10 games his sophomore year, tallying 1,047 yards on 59 receptions (17.7 avg.) and 11 TDs to receive All-Conference USA honorable mention accolades. Ranked sixth in the nation with 104.7 receiving yards per game.

PERSONAL

- » Prepped at Waxahachie (TX) HS, where he was a two-year All-District selection and All-Region pick by PrepStars.
- » Named his team's Most Valuable Player as a senior in 2006 after producing more than 1,500 all-purpose yards, including 647 receiving yards (29 receptions) and 8 TDs.
- » Totaled 651 yards on 21 catches and produced 8 TDs as a junior in 2005...
- » Also participated in track and field, finishing second at the UIL 4A State Championship in the 200-meter (21.48 seconds). Won his 100-meter heat at the Texas Relays in 10.63 seconds and finished in the finals at 10.61 seconds.

| | | | | | | |
|---|---|-----------------------|------------------------------|--------------------------|---|---|
| 2 | MATT RYAN QUARTERBACK BOSTON COLLEGE 9TH YEAR WITH FALCONS | | | |  2016 2014 2012 2010 |  |
| | HEIGHT: 6'4" | WEIGHT: 217 | BIRTHDATE: 5/17/85 | NFL EXP: 9 YRS | ACQUIRED: D1a-'08 | |

TRANSACTIONS

- » Selected as a first round (3rd pick overall) draft choice by Atlanta in 2008.
- » Signed a five-year contract extension on July 25, 2013.

2016 (FALCONS)

- » Set career-best marks, completing 69.9 percent of his passes for 4,944 yards with 38 touchdowns and a 117.1 passer rating. Posted a QB rating above 100 in 12 of 16 games in 2016, tying Tom Brady and Steve Young for the second most such games in a single season.
- » Earned his fourth career Pro Bowl nod - second straight - and his first AP All Pro selection.
- » Set franchise records for passing yards (4,944), touchdowns (38), passer rating (117.1), completion percentage (69.9), and 25+ yard passes (42).
- » Ryan's 117.1 passer rating was the fifth highest in a single season in NFL history.
- » Led the league with 9.3 yards per attempt, the highest mark since Kurt Warner in 2000 and the best average of any quarterback attempting 500 passes.
- » Set an NFL record by completing touchdown passes to 13 different receivers in 2016.
- » Opened the playoffs with a masterful performance against Seattle. Completed 26-of-37 passes for 338 yards with three touchdowns and a 125.7 passer rating to help Atlanta advance to the NFC Championship game.
- » Completed 27-of-39 passes (69.2 percent) for 334 yards and tossed a pair of touchdown passes against Tampa Bay (9/11). Finished the game with a 112.6 passer rating, the 50th time in his career he posted a QB rating of 100-or-higher.
- » Ryan led the Falcons on a game-winning drive in the fourth quarter or overtime for the 33rd time in his career at Oakland (9/18). Completed 26-of-34 passes (76.5 percent) of his pass-

2015 GAME-BY-GAME STATISTICS

| | | PASSING | | | | | | | | | RUSH | | |
|-------------|-----|---------|------|-------|------|-----|-----|-----|-----|-------|------|-------|---|
| DATE | OPP | ATT | COM | YDS | PCT | TD | INT | LG | SK | RTG | ATT | YDSTD | |
| 9/11 | TB | 39 | 27 | 334 | 69.2 | 2 | 0 | 59 | 3 | 112.6 | 3 | 10 | 0 |
| 9/18 @ OAK | | 34 | 26 | 396 | 76.5 | 3 | 1 | 48 | 1 | 131.5 | 0 | 0 | 0 |
| 9/26 @ NO | | 30 | 20 | 240 | 66.7 | 2 | 0 | 34 | 2 | 113.2 | 5 | 23 | 0 |
| 10/2 | CAR | 37 | 28 | 503 | 75.7 | 4 | 1 | 75t | 3 | 142.0 | 4 | 14 | 0 |
| 10/9 @ DEN | | 28 | 15 | 267 | 53.6 | 1 | 0 | 49 | 2 | 117.8 | 3 | 3 | 0 |
| 10/16@ SEA | | 42 | 27 | 335 | 64.3 | 3 | 1 | 46t | 4 | 102.8 | 1 | 2 | 0 |
| 10/23 | SD | 34 | 22 | 273 | 64.7 | 1 | 1 | 49 | 3 | 117.0 | 3 | 8 | 0 |
| 10/30 | GB | 35 | 28 | 288 | 80.0 | 3 | 0 | 47t | 2 | 112.9 | 2 | 9 | 0 |
| 11/3 @ TB | | 34 | 24 | 344 | 73.5 | 4 | 0 | 32t | 2 | 144.7 | 2 | 0 | 0 |
| 11/13 @ PHI | | 33 | 18 | 267 | 54.5 | 1 | 1 | 76t | 2 | 117.8 | 0 | 0 | 0 |
| 11/27 | ARI | 34 | 26 | 269 | 76.5 | 2 | 1 | 35t | 3 | 106.1 | 4 | 15 | 0 |
| 12/4 | KC | 34 | 22 | 297 | 64.7 | 1 | 1 | 42 | 2 | 117.0 | 2 | 23 | 0 |
| 12/11 @ LA | | 28 | 18 | 237 | 64.3 | 3 | 0 | 64t | 2 | 112.6 | 0 | 0 | 0 |
| 12/18 | SF | 23 | 17 | 286 | 74.0 | 2 | 0 | 59 | 1 | 144.5 | 1 | -1 | 0 |
| 12/24@ CAR | | 33 | 27 | 277 | 81.8 | 2 | 0 | 31 | 4 | 121.8 | 2 | 9 | 0 |
| 1/1 | NO | 36 | 27 | 331 | 75.0 | 4 | 0 | 35 | 1 | 139.9 | 2 | 2 | 0 |
| TOTALS | | 534 | 373 | 4944 | 69.9 | 38 | 7 | 76t | 37 | 117.1 | 33 | 115 | 0 |
| CAREER | | 5064 | 3288 | 37701 | 64.9 | 240 | 114 | 90t | 255 | 93.6 | 319 | 880 | 5 |

2012 POSTSEASON STATISTICS

| 2017 PASSING PERFORMANCE | | | | | | | | | | | | |
|--------------------------|-----|---------|-----|-----|------|----|-----|-----|----|-------|------|-------|
| | | PASSING | | | | | | | | | RUSH | |
| DATE | OPP | ATT | COM | YDS | PCT | TD | INT | LG | SK | RTG | ATT | YDSTD |
| 1/14 | SEA | 37 | 26 | 338 | 70.3 | 3 | 0 | 53 | 3 | 125.7 | 3 | -3 0 |
| 1/22 | GB | 38 | 27 | 392 | 71.1 | 4 | 0 | 73t | 0 | 139.4 | 3 | 23 1 |
| TOTALS | | 75 | 53 | 730 | 70.7 | 7 | 0 | 73t | 3 | 132.6 | 6 | 20 1 |

es 396 yards with three touchdowns and a 131.5 passer rating. Brought the Falcons back twice in the second half hitting TE Jacob Tamme for a 14-yard score and finding WR Justin Hardy for an eight-yard TD. Closed out the game with a five play, 50-yard touchdown drive with 4:35 remaining to seal the win.

- » Tossed a pair of touchdowns and led Atlanta to a 45-32 win at New Orleans on Monday Night Football (9/26). Completed 20-of-30 pass attempts (66.7 percent) for 240 yards and a 113.2 passer rating.
- » Named NFC Player of the Month for the third time in his career, taking the award for the month of September.
- » Had a career day leading Atlanta to a 48-33 win over Carolina (10/2). Broke his own franchise record, throwing for 503 yards on 28-of-37 passing with four touchdowns and a 142.0 passer rating. Became the 19th player to throw for more than 500 yards in a single game.

- » Threw for 335 yards and three touchdowns on 27-of-42 passing with a 102.8 passer rating at Seattle (10/16). Tossed at least three touchdowns for the 27th time in his career and became the first QB to throw for 300 yards against the Seahawks this season.
- » Tied his career high with four touchdown passes at Tampa Bay (11/3). Completed 25-of-34 pass attempts - 73.5 percent - for 344 yards with a 144.7 passer rating.
- » Tossed three touchdowns in Atlanta's 42-14 win at Los Angeles (12/11), eclipsing 30 touchdown passes for the second time in his career. Also topped 4,000 yards on the season, tying him with Peyton Manning for the second-longest streak of 4,000-yard seasons in NFL history.
- » Tied his franchise record of 32 touchdown passes with a pair of scoring strikes against San Francisco (12/18). Completed 17-of-23 passes for 286 yards and a 144.5 passer rating.
- » Completed 75 percent of his passes (27-of-36) for 331 yards and a 139.9 passer rating in the regular season finale against New Orleans (1/1). Tied a career high with four touchdown passes and earned Player of the Week honors for the second time this season.
- » Led the Falcons to their second NFC title after throwing for 392 yards and four touchdowns in the conference championship game. Ryan completed 71.1 percent of his passes and finished the game with a 139.4 passer rating. He also scrambled for a 14-yard touchdown, his first TD run since 2012.
- » Completed 407-of-614 pass attempts (66.3 percent) for 4,591 yards with 21 touchdowns, 16 interceptions, and an 89.0 quarterback rating. Became one of four passers to throw for 4,000 yards in each of the last five seasons. Also eclipsed 200 career touchdown passes.
- » Completed 22-of-38 pass attempts for 251 yards with one touchdown and two interceptions at Tennessee (10/25). Became the fifth fastest QB to pass for 30,000 yards, accomplishing the feat in his 117th game - Kurt Warner (114 games), Dan Marino (114 games), Peyton Manning (115 games), and Aaron Rodgers (116 games).
- » Completed 22-of-35 passes for 246 yards with one touchdown and one interception while posting an 81.4 QB rating at Jacksonville (12/20). Tossed his 199th career touchdown pass, tying him with Phil Simms for 39th all-time.
- » In 2014, set single game records for passer rating (155.9), completion percentage (87.5), and passing yards (448).
- » Completed 415 of 628 passes (66.1 percent) for 4,694 yards and 28 touchdowns, while posting 93.9 passer rating in 2014. Posted his fifth straight season throwing for 4,000 yards - only QB in franchise history to do so.
- » Continued his stellar play and broke former Falcons QB Steve Bartkowski's franchise record for career passing touchdowns (181) with his 155th and 156th passing touchdowns vs New Orleans (9/7/14).
- » In 2014, ranked in the top 10 in several passing categories, including passes completed per game (25.9), percentage of passes completed (66.1 percent). Ryan also had three game winning drives, which was tied for sixth most in the League.
- » Completed 439 of 651 pass attempts (67.4 percent) for 4,515 yards with 26 touchdowns, 17 interceptions and an 89.6 quarterback rating. Became the first quarterback in club history to throw for 4,000 yards in three straight seasons in 2013.
- » Continued to rewrite the Falcons record books in his sixth NFL season, topping his own franchise records for attempts (651) and completions (439) while breaking QB Steve Bartkowski's record for career passing yards with 23,472.
- » Threw for 300-plus yards in seven games in 2013, en route to breaking QB Steve Bartkowski's franchise record for career passing yards.

CAREER

- » In nine seasons, has completed 3,288 of 5,064 (64.9 percent) for 37,701 yards and 240 touchdowns while posting a 93.6 passer rating.
- » Owns franchise records for career passing yards (37,701), career pass attempts (5,064), career completions (3,288), career touchdowns (240), career passing rating (93.6), career completion percentage (64.9), and career 300-yard games (42).
- » Has led the Falcons to a 51-10 record when he records a passer rating of 100-or-better.
- » Has led the Falcons to a 26-5 record when he throws three-or-more touchdowns.
- » Has set single-season franchise marks for passing yards (4,944), pass attempts (651), completions (439), completion percentage (69.9), touchdown passes (38), and 300-yard games (7). Also owns the club records for consecutive passes without an interception (272) and consecutive completions (22).

- » Ranked among the League leaders in most statistical categories in 2013, including completions (439, 3rd), completion percentage (67.4, 4th), yards (4,515, 4th), touchdowns (26, 9th-tied), and passer rating (89.6, 12th).
- » Averaged 282.2 passing yards per game in 2013, which was the fourth-highest average in the NFL and the second best of his career. Was one of four passers averaging over 280 yards per game in 2013.
- » Threw for a career-high 421 yards, completing 34 of 54 (62.9 percent) passes with two touchdowns, one interception and a 91.7 passer rating against New England (9/29/13). Ryan's 421-yard output was the second-highest single game passing total in team history behind QB Chris Chandler's 431-yard performance in 2001.
- » Broke QB Steve Bartkowski's franchise record for career completions with his 1,872nd career completion on a 32-yard pass to WR Harry Douglas at Carolina (11/3/13). Bartkowski completed 1,871 passes in 11 seasons with the Falcons while Ryan completed 2,093 passes in his first six NFL seasons.
- » Earned his second career Pro Bowl nod in 2012 after completing 422 of 615 pass attempts with an NFL-best 68.6 completion percentage for 4,719 yards with 32 touchdowns and a 99.1 passer rating.
- » Ryan earned his 50th career win in his 69th career start, with a 30-17 victory over the Eagles in Week 8 (10/28/12). He tied QB Ben Roethlisberger as the second fastest active quarterback to reach the 50 win milestone. QB Tom Brady is the only active quarterback to reach 50 wins in fewer games (65).
- » Led the Falcons to a 13-3 regular season record and a trip to the NFC Championship Game in 2012. Picked up his first career playoff win, topping Seattle in the NFC Divisional round.
- » His 68.6 completion percentage led the NFL in 2012 and was the 13th best single-season performance by any NFL quarterback attempting at least 300 passes.
- » Threw six touchdowns in the postseason, setting franchise records for the most playoff touchdown passes in a single season and career playoff touchdowns (9).
- » Joined NFC South rival QB Drew Brees as the only quarterbacks in NFL history to attempt 600+ passes and complete 68+ percent of those passes in a single season.
- » Tossed his 100th career touchdown pass vs. Denver (9/17/12), also broke QB Steve Bartkowski's franchise record of 197 consecutive pass attempts without an interception. Extended the record to 272 pass attempts without an INT before being picked off at San Diego (9/23/12).
- » Set a franchise record by completing 22 consecutive pass attempts, including his first 12 at Detroit (12/22/12), which was tied for the third longest in NFL history.
- » Led the Falcons on six game winning drives in the fourth quarter in 2012, including a two-play 41-yard drive that set up a game-winning field goal in the NFC Divisional playoff game vs. Seattle (1/13/13).
- » Completed 30 of 42 pass attempts for a Falcons' playoff record 396 yards with three touchdowns and a 114.8 passer rating in the NFC Championship Game vs. San Francisco (1/20).
- » In his six seasons with the Falcons, has led the team to an impressive 36-10 home record as the starter under center.
- » Ryan has posted a total of 23,472 yards (2008-13) breaking QB Steve Bartkowski franchise record of 23,470 yards in the 2013 season finale.
- » Ryan has compiled a 60-34 regular season record during his career. His 56 wins in his first five seasons were the most by any starting quarterback in his five seasons in NFL history.
- » Since 2008, has thrown 153 touchdown passes, which ranks tied for sixth in the NFL and tied for third in the NFC during that time.
- » Completed 347 of 566 pass attempts (61.3 percent) for 4,177 yards with 29 touchdown passes, 12 interceptions and a 92.2 passer rating in 2011.
- » Joined QB Dan Marino and QB Joe Flacco as one of three quarterbacks since 1950 to post 40-or-more wins in their first four seasons after leading the Falcons to an 11-5 record in 2011.
- » Posted 320 yards on 22 of 38 passing and tied a career high with four touchdowns at Carolina (12/11/11). Garnered FedEx Air Player of the Week and NFC Offensive Player of the Week honors for his efforts at Carolina.
- » Earned his first Pro Bowl selection in 2010. In 16 starts, set franchise records with 357 completions on 571 pass attempts. Threw for career-highs with 3,705 yards and 28 touchdowns with a career-low nine interceptions and a 91.0 passer rating.
- » With a 31-10 win over the Carolina Panthers in the season finale in 2010, Ryan tied Hall of Fame QB Dan Marino for the most wins by a quarterback in his first three seasons since the 1970 AFL-NFL merger with 33. In three sea-

sons, Ryan posted a 33-13 record.

- » Earned FedEx Air Player of the Week honors after throwing for 299 yards on 24 of 33 passing with three touchdowns against Cincinnati (10/24/10). He also posted a season-high 118.1 passer rating.
- » Earned NFC Offensive Player of the Month honors in November (2010) after completing 106 of 153 pass attempts (69.3 percent) for 1,001 yards, seven touchdowns and zero interceptions in leading the Falcons to a 4-0 record in the month.
- » Set a career-high and tied a franchise record with an 85.7 completion percentage after connecting on 24 of 28 passes for 197 yards and one touchdown against Green Bay (11/28).
- » Led six game-winning drives in the fourth quarter or later in 2010, including wins at New Orleans (9/26), vs. San Francisco (10/3), vs. Cincinnati (10/24), vs. Baltimore (11/11), vs. Green Bay (11/28) and at Tampa Bay (12/5).
- » Ranked third in the NFL in 2010 with a 104.1 passer rating on third down. Also completed 63.3 percent of his passes with 15 touchdowns on third down.
- » Named Associated Press NFL Offensive Rookie of the Year and Sporting News Rookie of the Year after completing 265 of 434 passes for 3,440 yards, 16 touchdowns and 11 interceptions for an 87.7 passer rating in his first season.
- » His 3,440 passing yards in 2008 ranked sixth in a single season in team history as he became one of two rookie quarterbacks in NFL history to amass over 3,000 passing yards in his first season (Peyton Manning).
- » Became the first rookie quarterback in club history to win 11 games and, along with Baltimore Ravens quarterback Joe Flacco was the first rookie quarterback to start all 16 games and lead their teams to the playoffs.
- » Tied with Flacco, for posting the best regular season record ever (since the 1970 merger) by a rookie quarterback who started all 16 games (11-5).
- » Became the first player in franchise history to earn NFC Rookie of the Month accolades (October of 2008) while earning conference offensive player of the week honors (9) and Diet Pepsi Rookie of the Week twice (Weeks 6 and 15).
- » Posted a streak of nine consecutive 200-yard passing games in 2008 from Weeks 6-15 and recorded eight contests with a 65.0 completion percentage or higher.

- » Ranked second in the NFL in yards per completion with a 12.98 average in 2008.
- » Helped the Falcons offense break a team record for the most net yards in a season with 5,779.
- » Guided the Falcons offense to the fifth-most points scored in a season in club history with 391 in 2008.

COLLEGE

- » Following a stellar career at Boston College, emerged as a Heisman Trophy candidate while earning ACC Player of the Year honors as a senior.
- » Ranked eighth in the nation in total offense and established school records for 400-yard passing performances in both a career and a season while tallying 4,507 yards in 2007. His five 400-yard performances in a career broke the school record set by Doug Flutie and his four games with over 400 yards in 2007 also set a Boston College season record.
- » Completed 807 of 1,347 passes for 9,313 yards and 56 touchdowns in his Eagle career.
- » His 807 completions and 1,347 attempts established school career-records while his completion percentage of 59.9 ranked third in school annals.
- » His 9,313 passing yards placed him third on the Boston College all-time record list behind Doug Flutie and Glenn Foley.
- » With his 388 pass completions in 2007, Ryan joined Philip Rivers of North Carolina State and Ben Bennett of Duke as the only quarterbacks in ACC history to complete 300 passes in a season.
- » Ryan's 31 touchdown passes in 2007 broke the old school season-record of 27 by Doug Flutie in 1984.
- » His career-high 435 yards against Georgia Tech in 2007 rank sixth on the school's game-record passing list.
- » With five touchdown passes against Wake Forest in 2007, Ryan finished one shy of tying the school record of six, held by Flutie.
- » Of the Division I-A quarterbacks in the draft who started 24 or more games, Ryan won 76.5 percent of his 34 starts.

PERSONAL

- » Attended William Penn Charter School in Philadelphia, Pa. and earned All-East honors from Tom Lemming's Prep Football Report.

- » Captured All-Southeastern Pennsylvania accolades as a senior quarterback in addition to receiving All-City first-team honors in 2002 and second-team recognition in 2001.
- » Threw for more than 1,300 yards with 15 touchdowns and just two interceptions as a senior.
- » Captained the school's basketball and baseball teams.
- » 2004 recipient of Boston College's Mall Scholar-Athlete Award.
- » Son of Michael and Bernice Ryan and has three siblings.
- » Holds the annual Matt Ryan Celebrity - Am Classic to benefit Children's Healthcare of Atlanta at TPC Sugarloaf.
- » Hosts the annual Matt Ryan Football camp at Centennial High School, providing area youth the opportunity to learn football fundamentals from some of Ryan's teammates as well as area youth coaches.
- » Participated as a celebrity waiter for the 4th annual Huddle Up for Miracles hosted by Head Coach Mike Smith at 103 West in Atlanta to benefit Children's Miracle Network.
- » Participated in the Extra Yard partnership program the past (3) seasons and has purchased (40) season tickets and t-shirts for the Metro Atlanta Boys & Girls Club.

RYAN'S CAREER STATISTICS

| YEAR | GP/GS | ATT | COMP | PCT | YDS | YDS/ATT | TD | INT | LG | SK | LOST | RTG |
|---------------|----------------|--------------|--------------|-------------|---------------|------------|------------|------------|------------|------------|--------------|-------------|
| 2008 ATL | 16/16 | 434 | 265 | 61.1 | 3,440 | 7.7 | 16 | 11 | 70t | 17 | 104 | 87.7 |
| 2009 ATL | 14/14 | 451 | 263 | 58.3 | 2,916 | 6.5 | 22 | 14 | 90t | 19 | 92 | 80.9 |
| 2010 ATL | 16/16 | 571 | 357 | 62.5 | 3,705 | 6.4 | 28 | 9 | 46 | 23 | 158 | 91.0 |
| 2011 ATL | 16/16 | 566 | 347 | 61.3 | 4,177 | 7.4 | 29 | 12 | 80 | 26 | 173 | 92.2 |
| 2012 ATL | 16/16 | 615 | 422 | 68.6 | 4,719 | 7.7 | 32 | 14 | 80t | 28 | 185 | 99.1 |
| 2013 ATL | 16/16 | 651 | 439 | 67.4 | 4,515 | 6.9 | 26 | 17 | 81t | 44 | 298 | 89.6 |
| 2014 ATL | 16/16 | 628 | 415 | 66.1 | 4,694 | 7.5 | 28 | 14 | 79 | 31 | 205 | 93.9 |
| 2015 ATL | 16/16 | 614 | 407 | 66.3 | 4,591 | 7.5 | 21 | 16 | 70t | 30 | 218 | 89.0 |
| 2016 ATL | 16/16 | 534 | 373 | 69.9 | 4,944 | 9.3 | 38 | 7 | 76t | 37 | 235 | 117.1 |
| TOTALS | 142/142 | 5,064 | 3,288 | 64.9 | 37,701 | 7.4 | 240 | 114 | 90t | 255 | 1,681 | 93.6 |

RYAN'S BEST GAMES

| COMPLETIONS | ATTEMPTS | YARDS | TOUCHDOWNS |
|-----------------------|-------------------------|------------------------|----------------------|
| 37, Two times | 61 @ ARI (10/27/13) | 503 vs. CAR (10/2/16) | 4, Seven Times |
| Last vs. TB (11/1/15) | 54 vs. NE (9/29/13) | 448 vs. NO (9/7/14) | Last vs. NO (1/1/17) |
| 36 vs. NYJ (10/7/13) | 52, Four times | 421 vs NE (9/29/13) | 3, 28 Times |
| | Last @ NO (11/11/12) | 411 @. NO (11/11/12) | Last @ LA (12/11/16) |
| LONG | PASSER RATING | COMPLETION PERCENTAGE | |
| 90t @ SF (10/11/09) | 155.9 vs. TB (9/18/14) | 87.5 vs. TB (9/18/14) | |
| 81t vs. STL (9/15/13) | 148.4 vs. TB (10/20/13) | 85.7 vs. GB (11/28/10) | |
| 80t, Two times | 146.3 vs TB (1/1/12) | 82.2 vsTB (11/1/15) | |
| Last @ TB (11/25/12) | 144.7 @ TB (11/3/16) | | |

RYAN'S POSTSEASON STATISTICS

| YEAR | GP/GS | ATT | COMP | PCT | YDS | YDS/ATT | TD | INT | LG | SK | LOST | RTG |
|---------------|------------|------------|------------|-------------|--------------|------------|-----------|----------|------------|-----------|-----------|-------------|
| 2008 ATL | 1/1 | 40 | 26 | 65.0 | 199 | 5.0 | 2 | 2 | 28 | 3 | 9 | 72.8 |
| 2010 ATL | 1/1 | 29 | 20 | 69.0 | 186 | 6.4 | 1 | 2 | 22 | 5 | 37 | 69.0 |
| 2011 ATL | 1/1 | 41 | 24 | 58.5 | 199 | 4.9 | 0 | 0 | 21 | 2 | 16 | 71.1 |
| 2012 ATL | 2/2 | 77 | 54 | 70.1 | 646 | 8.4 | 6 | 3 | 47 | 1 | 0 | 105.2 |
| 2016 ATL | 2/2 | 75 | 53 | 70.7 | 730 | 9.7 | 7 | 0 | 73t | 3 | 15 | 132.6 |
| TOTALS | 7/7 | 262 | 177 | 67.6 | 1,960 | 7.5 | 16 | 7 | 73t | 14 | 77 | 98.8 |

| 2012 POSTSEASON STATISTICS | | | | | | | | | | | | |
|----------------------------|-----|---------|-----|-----|------|----|-----|----|----|-------|-----|-------|
| DATE | OPP | PASSING | | | | | | | | RUSH | | |
| | | ATT | COM | YDS | PCT | TD | INT | LG | SK | RTG | ATT | YDSTD |
| 1/13 | SEA | 35 | 24 | 250 | 68.6 | 3 | 2 | 47 | 0 | 93.8 | 1 | 6 0 |
| 1/20 | SF | 42 | 30 | 396 | 71.4 | 3 | 1 | 46 | 1 | 114.8 | 2 | 3 0 |
| TOTALS | | 77 | 54 | 646 | 70.1 | 6 | 3 | 47 | 1 | 105.2 | 3 | 9 0 |

| 2011 POSTSEASON STATISTICS | | | | | | | | | | | | |
|----------------------------|-------|---------|-----|-----|------|----|-----|----|----|------|-----|-------|
| DATE | OPP | PASSING | | | | | | | | RUSH | | |
| | | ATT | COM | YDS | PCT | TD | INT | LG | SK | RTG | ATT | YDSTD |
| 1/8 | @ NYG | 41 | 24 | 199 | 58.5 | 0 | 0 | 21 | 2 | 71.1 | 3 | 3 0 |
| TOTALS | | 41 | 24 | 199 | 58.5 | 0 | 0 | 21 | 2 | 71.1 | 3 | 3 0 |

| 2010 POSTSEASON STATISTICS | | | | | | | | | | | | |
|----------------------------|-----|---------|-----|-----|------|----|-----|----|----|------|-----|-------|
| DATE | OPP | PASSING | | | | | | | | RUSH | | |
| | | ATT | COM | YDS | PCT | TD | INT | LG | SK | RTG | ATT | YDSTD |
| 1/15 | GB | 29 | 20 | 186 | 69.0 | 1 | 2 | 22 | 5 | 69.0 | 1 | 0 0 |
| TOTALS | | 29 | 20 | 186 | 69.0 | 1 | 2 | 22 | 5 | 69.0 | 1 | 0 0 |

| 2008 POSTSEASON STATISTICS | | | | | | | | | | | | |
|----------------------------|-------|---------|-----|-----|------|----|-----|----|----|------|-----|-------|
| DATE | OPP | PASSING | | | | | | | | RUSH | | |
| | | ATT | COM | YDS | PCT | TD | INT | LG | SK | RTG | ATT | YDSTD |
| 1/3 | @ ARZ | 40 | 26 | 199 | 65.0 | 2 | 2 | 28 | 3 | 72.8 | 4 | 6 0 |
| TOTALS | | 40 | 26 | 199 | 65.0 | 2 | 2 | 28 | 3 | 72.8 | 4 | 6 0 |



Matt Ryan threw for 338 yards and three touchdowns in the Divisional Playoff.

| 2015 GAME-BY-GAME STATISTICS | | | | | | | | | | | | | |
|------------------------------|-----|---------|------|-------|------|-----|-----|-----|------|-------|-----|-----|----|
| DATE | OPP | PASSING | | | | | | | | RUSH | | | |
| | | ATT | COM | YDS | PCT | TD | INT | LG | SK | RTG | ATT | YDS | TD |
| 9/14 | PHI | 34 | 23 | 298 | 67.6 | 2 | 2 | 44 | 1/8 | 90.1 | 5 | 7 | 0 |
| 9/20 @ | NYG | 46 | 30 | 363 | 65.2 | 1 | 0 | 41 | 2/17 | 96.6 | 1 | -1 | 0 |
| 9/27 @ | DAL | 36 | 24 | 285 | 66.7 | 2 | 0 | 45 | 1/5 | 109.1 | 2 | 17 | 0 |
| 10/4 | HOU | 27 | 19 | 256 | 70.4 | 1 | 0 | 55 | 2/13 | 112.6 | 1 | -1 | 0 |
| 10/11 | WAS | 42 | 24 | 254 | 57.1 | 0 | 2 | 25 | 3/12 | 55.1 | 3 | 20 | 0 |
| 10/15 @ | NO | 44 | 30 | 295 | 68.2 | 2 | 0 | 30 | 5/32 | 102.0 | 4 | 10 | 0 |
| 10/25 @ | TEN | 38 | 22 | 251 | 58.0 | 1 | 2 | 24 | 0/0 | 64.7 | 2 | -3 | 0 |
| 11/1 | TB | 45 | 37 | 397 | 82.2 | 2 | 1 | 35 | 1/2 | 109.0 | 3 | 2 | 0 |
| 11/8 @ | SF | 45 | 30 | 303 | 66.7 | 1 | 0 | 54 | 2/18 | 93.1 | 1 | 2 | 0 |
| 11/22 | IND | 46 | 25 | 280 | 54.3 | 3 | 3 | 36 | 1/5 | 67.3 | 2 | 7 | 0 |
| 11/29 | MIN | 31 | 22 | 230 | 70.9 | 1 | 2 | 22 | 2/20 | 76.0 | 1 | -1 | 0 |
| 12/6 @ | TB | 45 | 30 | 269 | 66.7 | 1 | 1 | 25 | 3/14 | 80.7 | 1 | 4 | 0 |
| 12/13 @ | CAR | 34 | 22 | 224 | 64.7 | 0 | 1 | 46 | 3/42 | 71.2 | 1 | -1 | 0 |
| 12/20 @ | JAX | 35 | 22 | 246 | 62.9 | 1 | 1 | 23 | 1/1 | 81.4 | 3 | 0 | 0 |
| 12/27 | CAR | 30 | 20 | 306 | 76.7 | 1 | 0 | 70 | 2/29 | 119.6 | 6 | 1 | 0 |
| 1/3 | NO | 36 | 24 | 334 | 66.7 | 2 | 1 | 42 | 1/7 | 103.2 | 0 | 0 | 0 |
| TOTALS | | 578 | 383 | 4257 | 66.3 | 19 | 15 | 55 | 29 | 88.1 | 36 | 63 | 0 |
| CAREER | | 4530 | 2915 | 32757 | 64.3 | 202 | 107 | 90T | 218 | 90.9 | 284 | 763 | 5 |

| 2014 GAME-BY-GAME STATISTICS | | | | | | | | | | | | | |
|------------------------------|-------|---------|-------|--------|------|-----|-----|-----|-------|-------|------|-----|-------|
| | | PASSING | | | | | | | | | RUSH | | |
| DATE | OPP | ATT | COM | YDS | PCT | TD | INT | LG | SK | RTG | ATT | YD | STD |
| 9/7 | @ NO | 43 | 31 | 448 | 72.3 | 0 | 54 | 1 | 128.8 | | 3 | 15 | 0 |
| 9/14 | @ CIN | 44 | 24 | 231 | 54.5 | 1 | 3 | 24 | 2 | 48.6 | | 3 | 28 0 |
| 9/18 | TB | 24 | 21 | 286 | 87.5 | 3 | 0 | 40 | 1 | 155.9 | | 0 | 0 0 |
| 9/28 | @ MIN | 41 | 25 | 298 | 60.9 | 3 | 2 | 36 | 1 | 87.2 | | 2 | 2 0 |
| 10/5 | @ NYG | 45 | 29 | 316 | 64.4 | 1 | 1 | 74 | 1 | 83.2 | | 0 | 0 0 |
| 10/12 | CHI | 37 | 19 | 271 | 51.3 | 1 | 1 | 41 | 4 | 73.1 | | 1 | -1 0 |
| 10/19 | @ BAL | 44 | 29 | 228 | 65.9 | 1 | 0 | 24 | 5 | 42 | | 1 | 7 0 |
| 10/26 | DET | 27 | 20 | 228 | 74.0 | 2 | 1 | 24 | 2 | 108.3 | | 1 | 6 0 |
| 11/9 | @ TB | 31 | 20 | 219 | 64.5 | 1 | 0 | 39 | 1 | 96.0 | | 3 | 9 0 |
| 11/16 | @ CAR | 45 | 31 | 268 | 68.9 | 1 | 0 | 20 | 2 | 91.7 | | 1 | 4 0 |
| 11/23 | CLE | 43 | 27 | 273 | 62.8 | 2 | 1 | 32 | 3 | 86.7 | | 2 | 6 0 |
| 11/30 | ARI | 41 | 30 | 361 | 73.2 | 2 | 1 | 41 | 1 | 105.8 | | 3 | 4 0 |
| 12/8 | @ GB | 39 | 24 | 375 | 61.5 | 4 | 1 | 79 | 1 | 116.9 | | 2 | 23 0 |
| 12/14 | PIT | 37 | 26 | 310 | 70.3 | 2 | 1 | 46 | 0 | 102.3 | | 3 | 27 0 |
| 12/21 | @ NO | 40 | 30 | 322 | 75.0 | 1 | 0 | 36 | 0 | 106.5 | | 2 | 7 0 |
| 12/28 | CAR | 47 | 29 | 260 | 61.7 | 0 | 2 | 20 | 6 | 58.8 | | 1 | 6 0 |
| TOTALS | | 628 | 415 | 4,694 | 66.1 | 28 | 14 | 79 | 31 | 93.9 | | 29 | 145 0 |
| CAREER | | 3,916 | 2,508 | 28,166 | 64.0 | 181 | 91 | 90T | 188 | 90.5 | | 247 | 700 5 |

| 2013 GAME-BY-GAME STATISTICS | | | | | | | | | | | | | |
|------------------------------|-----|---------|-------|--------|------|-----|-----|-----|-----|-------|-----|-----|----|
| DATE | OPP | PASSING | | | | | | | | RUSH | | | |
| | | ATT | COM | YDS | PCT | TD | INT | LG | SK | RTG | ATT | YDS | TD |
| 9/8 @ | NO | 38 | 25 | 304 | 65.8 | 2 | 1 | 50 | 3 | 96.8 | 1 | 12 | 0- |
| 9/15 | STL | 43 | 33 | 374 | 76.7 | 2 | 0 | 81 | 2 | 117.8 | 0 | 0 | 0 |
| 9/22 @ | MIA | 38 | 23 | 231 | 60.5 | 2 | 1 | 34 | 0 | 84.4 | 0 | 0 | 0 |
| 9/29 | NE | 54 | 34 | 421 | 62.9 | 2 | 1 | 49 | 2 | 91.7 | 0 | 0 | 0 |
| 10/7 | NYJ | 45 | 36 | 319 | 80.0 | 2 | 0 | 46 | 2 | 111.0 | 0 | 0 | 0 |
| 10/20 | TB | 26 | 20 | 273 | 76.9 | 3 | 0 | 54 | 0 | 148.4 | 3 | -12 | 0 |
| 10/27 @ | ARZ | 34 | 61 | 301 | 55.7 | 1 | 4 | 25 | 4 | 47.2 | 1 | 13 | 0 |
| 11/3 @ | CAR | 27 | 20 | 219 | 74.1 | 1 | 3 | 41 | 1 | 70.4 | 2 | 1 | 0 |
| 11/10 | SEA | 36 | 23 | 172 | 63.8 | 1 | 0 | 31 | 2 | 84.5 | 3 | 15 | 0 |
| 11/17 @ | TB | 36 | 19 | 254 | 52.7 | 2 | 2 | 80 | 3 | 70.8 | 2 | 10 | 0 |
| 11/21 | NO | 39 | 30 | 292 | 76.9 | 0 | 0 | 22 | 5 | 97.4 | 2 | 10 | 0 |
| 12/1 @ | BUF | 47 | 28 | 311 | 59.5 | 1 | 0 | 29 | 6 | 86.4 | 2 | 17 | 0 |
| 12/8 @ | GB | 35 | 20 | 206 | 57.1 | 2 | 1 | 36 | 1 | 81.4 | 0 | 0 | 0 |
| 12/15 | WAS | 38 | 29 | 210 | 76.3 | 1 | 1 | 19 | 3 | 86.5 | 1 | -1 | 0 |
| 12/23 @ | SF | 48 | 37 | 348 | 77.0 | 2 | 2 | 59 | 1 | 93.1 | 0 | 0 | 0 |
| 12/29 | CAR | 40 | 28 | 280 | 70.0 | 2 | 1 | 39 | 9 | 95.8 | 2 | -1 | 0 |
| TOTALS | | 611 | 411 | 4,325 | 67.3 | 24 | 16 | 81T | 35 | 89.2 | 15 | 56 | 0 |
| CAREER | | 3,248 | 2,065 | 23,192 | 63.6 | 151 | 76 | 90T | 148 | 90.6 | 217 | 556 | 5 |

| 2012 GAME-BY-GAME STATISTICS | | | | | | | | | | | | | |
|------------------------------|-----|---------|-------|--------|------|-----|-----|-----|-----|-------|-----|-----|----|
| DATE | OPP | PASSING | | | | | | | | RUSH | | | |
| | | ATT | COM | YDS | PCT | TD | INT | LG | SK | RTG | ATT | YDS | TD |
| 9/9 @ | KC | 31 | 23 | 299 | 74.1 | 3 | 0 | 31 | 1 | 136.4 | 3 | 25 | 1 |
| 9/17 | DEN | 36 | 24 | 219 | 66.6 | 2 | 0 | 21 | 1 | 101.5 | 6 | 19 | 0 |
| 9/23 @ | SD | 40 | 30 | 275 | 75.0 | 3 | 1 | 29 | 2 | 107.5 | 1 | 4 | 0 |
| 9/30 | CAR | 40 | 25 | 369 | 62.5 | 3 | 1 | 60 | 7 | 107.2 | 0 | 0 | 0 |
| 10/7 @ | WAS | 52 | 34 | 345 | 65.4 | 2 | 1 | 29 | 1 | 89.0 | 5 | 7 | 0 |
| 10/14 | OAK | 37 | 24 | 249 | 64.9 | 1 | 3 | 26 | 1 | 59.4 | 1 | 15 | 0 |
| 10/28 @ | PHI | 29 | 22 | 262 | 76.9 | 3 | 0 | 63 | 2 | 137.4 | 3 | 18 | 0 |
| 11/4 | DAL | 34 | 24 | 342 | 70.6 | 0 | 0 | 48 | 3 | 102.8 | 1 | 8 | 0 |
| 11/11 @ | NO | 52 | 34 | 411 | 65.4 | 3 | 1 | 52 | 1 | 100.7 | 2 | 2 | 0 |
| 11/18 | ARI | 46 | 28 | 301 | 60.9 | 0 | 5 | 37 | 1 | 40.5 | 3 | -3 | 0 |
| 11/25 @ | TB | 32 | 26 | 353 | 81.3 | 1 | 1 | 80 | 1 | 110.0 | 1 | 13 | 0 |
| 11/29 | NO | 33 | 18 | 165 | 54.5 | 1 | 0 | 20 | 1 | 78.5 | 3 | -2 | 0 |
| 12/9 @ | CAR | 49 | 34 | 342 | 69.4 | 2 | 1 | 21 | 2 | 94.1 | 0 | 0 | 0 |
| 12/16 | NYG | 28 | 23 | 270 | 82.1 | 3 | 0 | 40 | 1 | 142.6 | 1 | -1 | 0 |
| 12/22 @ | DET | 32 | 25 | 279 | 78.1 | 4 | 0 | 44 | 1 | 142.6 | 2 | 25 | 0 |
| 12/30 | TB | 44 | 28 | 238 | 63.6 | 1 | 0 | 28 | 2 | 85.2 | 2 | 11 | 0 |
| TOTALS | | 615 | 422 | 4,719 | 68.6 | 32 | 14 | 80T | 28 | 99.1 | 34 | 141 | 1 |
| CAREER | | 2,637 | 1,654 | 18,957 | 62.7 | 127 | 60 | 90T | 113 | 90.9 | 202 | 500 | 5 |

| 2011 GAME-BY-GAME STATISTICS | | | | | | | | | | | | | |
|------------------------------|-----|---------|-----|-------|------|----|-----|-----|----|-------|-----|-----|----|
| DATE | OPP | PASSING | | | | | | | | RUSH | | | |
| | | ATT | COM | YDS | PCT | TD | INT | LG | SK | RTG | ATT | YDS | TD |
| 9/11 @ | CHI | 47 | 31 | 319 | 66.0 | 0 | 1 | 32 | 5 | 76.5 | 0 | 0 | 0 |
| 9/18 | PHI | 28 | 17 | 195 | 60.7 | 4 | 2 | 32 | 4 | 91.5 | 4 | 6 | 0 |
| 9/25 @ | TB | 47 | 26 | 330 | 55.3 | 1 | 1 | 49 | 4 | 75.7 | 1 | 12 | 0 |
| 10/2 @ | SEA | 42 | 28 | 291 | 66.7 | 1 | 0 | 45 | 0 | 94.4 | 4 | 26 | 0 |
| 10/9 | GB | 32 | 18 | 167 | 56.3 | 1 | 2 | 23 | 1 | 55.1 | 3 | 9 | 0 |
| 10/16 | CAR | 22 | 14 | 163 | 63.6 | 1 | 0 | 34 | 1 | 101.1 | 3 | 7 | 1 |
| 10/23 @ | DET | 34 | 20 | 218 | 58.8 | 1 | 2 | 49 | 3 | 63.1 | 3 | 2 | 1 |
| 11/6 @ | IND | 24 | 14 | 275 | 58.3 | 3 | 1 | 80 | 1 | 120.7 | 2 | 0 | 0 |
| 11/13 | NO | 52 | 29 | 351 | 55.8 | 2 | 1 | 46 | 1 | 81.5 | 1 | 9 | 0 |
| 11/20 | TEN | 32 | 22 | 316 | 68.8 | 1 | 0 | 43 | 0 | 110.9 | 6 | 3 | 0 |
| 11/27 | MIN | 37 | 24 | 262 | 79.4 | 3 | 0 | 27 | 2 | 128.2 | 4 | 3 | 0 |
| 12/4 @ | HOU | 47 | 20 | 267 | 42.6 | 1 | 2 | 26 | 0 | 50.6 | 1 | 10 | 0 |
| 12/11 @ | CAR | 38 | 22 | 320 | 57.9 | 4 | 0 | 75 | 3 | 120.5 | 3 | 0 | 0 |
| 12/15 | JAX | 26 | 19 | 224 | 73.1 | 3 | 0 | 29 | 1 | 137.3 | 0 | 0 | 0 |
| 12/26 @ | NO | 52 | 34 | 373 | 65.4 | 1 | 0 | 40 | 0 | 92.9 | 2 | -3 | 0 |
| 1/1 | TB | 9 | 6 | 106 | 66.7 | 2 | 0 | 48 | 0 | 146.3 | 0 | 0 | 0 |
| TOTALS | | 566 | 347 | 4,177 | 61.3 | 29 | 12 | 80T | 26 | 92.2 | 37 | 84 | 2 |

| 2010 GAME-BY-GAME STATISTICS | | | | | | | | | | | | | |
|------------------------------|-------|---------|-----|-------|------|----|-----|-----|----|-------|------|-----|-----|
| | | PASSING | | | | | | | | | RUSH | | |
| DATE | OPP | ATT | COM | YDS | PCT | TD | INT | LG | SK | RTG | ATT | YD | STD |
| 9/12 | @ PIT | 44 | 27 | 252 | 61.4 | 0 | 1 | 23 | 2 | 67.6 | 2 | 4 | 0 |
| 9/19 | ARI | 32 | 21 | 225 | 65.6 | 3 | 0 | 24 | 1 | 117.3 | 6 | 6 | 0 |
| 9/26 | @ NO | 30 | 19 | 228 | 63.3 | 2 | 0 | 34 | 2 | 108.8 | 6 | 26 | 0 |
| 10/3 | SF | 43 | 26 | 273 | 60.5 | 1 | 2 | 34 | 3 | 67.3 | 4 | 15 | 0 |
| 10/10 | @ CLE | 28 | 16 | 187 | 57.1 | 1 | 0 | 45T | 2 | 89.4 | 5 | 5 | 0 |
| 10/17 | @ PHI | 42 | 23 | 250 | 54.8 | 2 | 1 | 42 | 3 | 78.5 | 1 | 3 | 0 |
| 10/24 | CIN | 33 | 24 | 299 | 72.7 | 3 | 1 | 46 | 0 | 118.1 | 1 | 5 | 0 |
| 11/7 | TB | 36 | 24 | 235 | 66.7 | 1 | 0 | 43 | 0 | 94.1 | 3 | 5 | 0 |
| 11/11 | BAL | 50 | 32 | 316 | 64.0 | 3 | 0 | 33T | 2 | 101.8 | 1 | 5 | 0 |
| 11/21 | @ STL | 39 | 26 | 253 | 66.7 | 2 | 0 | 26 | 0 | 101.8 | 1 | 8 | 0 |
| 11/28 | GB | 28 | 14 | 197 | 85.7 | 1 | 0 | 21 | 2 | 107.9 | 0 | 0 | 0 |
| 12/5 | @ TB | 36 | 18 | 205 | 50.0 | 2 | 2 | 25 | 0 | 62.8 | 3 | -3 | 0 |
| 12/12 | @ CAR | 34 | 20 | 227 | 58.8 | 1 | 1 | 46 | 2 | 76.5 | 1 | 4 | 0 |
| 12/19 | @ SEA | 35 | 20 | 174 | 57.1 | 3 | 1 | 24T | 1 | 87.1 | 6 | 6 | 0 |
| 12/27 | NO | 29 | 15 | 148 | 51.7 | 1 | 0 | 19 | 1 | 77.9 | 4 | 26 | 0 |
| 1/2 | CAR | 32 | 22 | 236 | 68.8 | 2 | 0 | 22 | 1 | 110.9 | 2 | 7 | 0 |
| TOTALS | | 571 | 357 | 3,705 | 62.5 | 28 | 9 | 46 | 23 | 91.0 | 46 | 122 | 0 |

| 2009 GAME-BY-GAME STATISTICS | | | | | | | | | | | | |
|------------------------------|-----|----------|-----|-------|------|----|-----|------|----|-------|-----|-------|
| DATE | OPP | PASSING | | | | | | | | RUSH | | |
| | | ATT | COM | YDS | PCT | TD | INT | LG | SK | RTG | ATT | YDSTD |
| 9/13 | MIA | 36 | 22 | 229 | 61.1 | 2 | 0 | 22 | 2 | 98.0 | 3 | -4 0 |
| 9/20 | CAR | 27 | 21 | 220 | 77.7 | 3 | 1 | 27 | 0 | 122.2 | 2 | 3 0 |
| 9/27 @ | NE | 28 | 17 | 199 | 60.7 | 0 | 0 | 26 | 0 | 82.3 | 1 | -1 0 |
| 10/11 @ | SF | 32 | 22 | 329 | 68.8 | 2 | 1 | 190T | 0 | 110.0 | 2 | 31 |
| 10/18 | CHI | 33 | 19 | 185 | 57.6 | 2 | 2 | 40T | 0 | 68.4 | 3 | 8 0 |
| 10/25 @ | DAL | 35 | 19 | 198 | 54.3 | 2 | 2 | 30T | 4 | 66.1 | 1 | 6 0 |
| 11/2 @ | NO | 42 | 19 | 289 | 45.2 | 3 | 3 | 368T | 3 | 46.6 | 3 | 9 0 |
| 11/8 | WSH | 24 | 17 | 135 | 70.8 | 1 | 1 | 14 | 3 | 81.1 | 5 | 6 0 |
| 11/15 @ | CAR | 41 | 22 | 224 | 53.7 | 2 | 2 | 34 | 0 | 57.4 | 2 | 4 0 |
| 11/22 @ | NYG | 46 | 26 | 268 | 56.5 | 0 | 0 | 28 | 2 | 88.0 | 5 | 14 0 |
| 11/29 | TB | 3 | 2 | 15 | 66.6 | 0 | 0 | 9 | 1 | 78.5 | 0 | 0 0 |
| 12/6 | PHI | INACTIVE | | | | | | | | | | |
| 12/13 | NO | INACTIVE | | | | | | | | | | |
| 12/20 @ | NYJ | 34 | 16 | 152 | 47.1 | 0 | 0 | 38 | 0 | 69.7 | 2 | -20 0 |
| 12/27 | BUF | 35 | 18 | 250 | 51.4 | 0 | 0 | 42T | 3 | 103.3 | 0 | 0 0 |
| 1/3 @ | TB | 35 | 23 | 223 | 65.7 | 2 | 2 | 32 | 1 | 78.6 | 1 | 3 0 |
| TOTALS | | 451 | 263 | 2,916 | 58.3 | 22 | 14 | 90T | 19 | 81.0 | 30 | 49 1 |

| 2008 GAME-BY-GAME STATISTICS | | | | | | | | | | | | |
|------------------------------|-----|---------|-----|-------|------|----|-----|------|----|-------|-----|-------|
| DATE | OPP | PASSING | | | | | | | | RUSH | | |
| | | ATT | COM | YDS | PCT | TD | INT | LG | SK | RTG | ATT | YDSTD |
| 9/7 | DET | 13 | 9 | 161 | 69.2 | 1 | 0 | 62T | 1 | 137.0 | 5 | -2 0 |
| 9/14 @ | TB | 33 | 13 | 158 | 39.4 | 0 | 2 | 23 | 4 | 29.6 | 6 | 10 0 |
| 9/21 | KC | 18 | 12 | 192 | 66.7 | 1 | 0 | 70T | 0 | 120.6 | 1 | 15 0 |
| 9/28 @ | CAR | 41 | 21 | 158 | 51.2 | 0 | 0 | 23 | 2 | 60.8 | 2 | 11 0 |
| 10/5 @ | GB | 26 | 16 | 194 | 61.5 | 2 | 1 | 37 | 0 | 94.1 | 4 | 16 0 |
| 10/12 | CHI | 30 | 22 | 301 | 73.3 | 1 | 0 | 47 | 0 | 116.1 | 1 | 1 0 |
| 10/26 @ | PHI | 44 | 23 | 277 | 52.3 | 2 | 2 | 255T | 2 | 68.1 | 1 | 4 0 |
| 11/2 @ | OAK | 22 | 17 | 220 | 77.3 | 2 | 0 | 37T | 3 | 138.4 | 4 | 1 0 |
| 11/9 | NO | 23 | 16 | 248 | 69.6 | 2 | 0 | 67T | 0 | 134.0 | 2 | -2 0 |
| 11/16 | DEN | 33 | 20 | 250 | 60.6 | 0 | 1 | 37 | 0 | 71.5 | 5 | 18 0 |
| 11/23 | CAR | 27 | 17 | 259 | 63.0 | 0 | 0 | 69 | 1 | 94.5 | 3 | 2 0 |
| 11/30 @ | SD | 23 | 17 | 207 | 73.9 | 2 | 0 | 38 | 0 | 130.2 | 4 | -3 0 |
| 12/7 @ | NO | 33 | 24 | 315 | 72.7 | 1 | 1 | 59 | 0 | 99.9 | 4 | 13 1 |
| 12/14 | TB | 23 | 15 | 206 | 65.2 | 0 | 2 | 30 | 1 | 57.5 | 6 | 19 0 |
| 12/21 @ | MIN | 24 | 13 | 134 | 54.2 | 1 | 0 | 22 | 2 | 84.4 | 3 | 2 0 |
| 12/28 | STL | 21 | 10 | 160 | 47.6 | 1 | 2 | 41 | 1 | 49.8 | 4 | -1 0 |
| TOTALS | | 434 | 265 | 3,440 | 61.1 | 16 | 11 | 70T | 17 | 87.7 | 55 | 104 1 |



12

MOHAMED SANU**WIDE RECEIVER**

RUTGERS

1ST YEAR WITH FALCONS



HEIGHT:

6'2"

WEIGHT:

210

BIRTHDATE:

10/22/89

NFL EXP:

5 YRS

ACQUIRED:

FA-'16**TRANSACTIONS**

- » Originally selected by the Cincinnati Bengals in the third round (83rd overall) of the 2012 NFL Draft.
- » Signed by the Falcons as a free agent on March 10, 2016.

2016 (FALCONS)

- » Started 15 games, catching 59 passes for 653 yards with four touchdowns in his first season in Atlanta.
- » Caught five passes for 80 yards, including a game-best 59-yard long reception and a five-yard touchdown in his Falcons debut against Tampa Bay (9/11).
- » Caught five passes for 47 yards at Seattle (10/16), including a 10-yard touchdown that tied the game at 17-17 in the third quarter.
- » Enjoyed his best game as a Falcon against Green Bay (10/30), catching nine passes for 84 yards including the game-winning touchdown on an 11-yard strike from Matt Ryan.
- » Caught four passes for 32 yards, including his fourth touchdown of the season, against New Orleans (1/1).
- » Caught four passes for 44 yards, including his first career playoff touchdown on a three-yard pass, in Atlanta's Divisional Round win over Seattle.

CAREER

- » In four seasons with the Bengals, played in 57 games with 34 starts, while posting 152 receptions, 1,793 receiving yards, and 11 touchdowns.
- » Played in all 16 games with four starts. Caught 33 passes for 394 yards. Also added 71 yards on 10 carries with two touchdowns, including a 25-yard score.
- » A three-way threat, has completed five-of-five passes for 177 yards and two TDs with a perfect 158.3 passer rating.

2016 GAME-BY-GAME STATISTICS

| DATE | OPP | RECEIVING | | | | | RUSHING | | | | |
|---------|-----|-----------|-------|------|-----|----|---------|-----|-----|----|----|
| | | REC | YDS | AVG | LG | TD | RUSH | YDS | AVG | LG | TD |
| 9/11 | TB | 5 | 80 | 16.0 | 59 | 1 | 0 | 0 | 0.0 | 0 | 0 |
| 9/18 @ | OAK | 3 | 19 | 6.3 | 15 | 0 | 0 | 0 | 0.0 | 0 | 0 |
| 9/26 @ | NO | 3 | 31 | 10.3 | 16 | 0 | 0 | 0 | 0.0 | 0 | 0 |
| 10/2 | CAR | 2 | 22 | 11.0 | 18 | 0 | 0 | 0 | 0.0 | 0 | 0 |
| 10/9 @ | DEN | 3 | 43 | 14.3 | 22 | 0 | 0 | 0 | 0.0 | 0 | 0 |
| 10/16 @ | SEA | 5 | 47 | 9.4 | 14 | 1 | 0 | 0 | 0.0 | 0 | 0 |
| 10/23 | SD | 2 | 16 | 8.0 | 11 | 0 | 0 | 0 | 0.0 | 0 | 0 |
| 10/30 | GB | 9 | 84 | 9.3 | 14 | 1 | 0 | 0 | 0.0 | 0 | 0 |
| 11/3 @ | TB | 5 | 74 | 14.8 | 24 | 0 | 0 | 0 | 0.0 | 0 | 0 |
| 11/13 @ | PHI | 2 | 14 | 7.0 | 15 | 0 | 0 | 0 | 0.0 | 0 | 0 |
| 11/27 | ARI | 8 | 65 | 8.1 | 12 | 0 | 1 | 5 | 5.0 | 5 | 0 |
| 12/4 | KC | 2 | 26 | 13.0 | 18 | 0 | 0 | 0 | 0.0 | 0 | 0 |
| 12/11 @ | LA | INACTIVE | | | | | | | | | |
| 12/18 | SF | 3 | 44 | 14.7 | 18 | 0 | 0 | 0 | 0.0 | 0 | 0 |
| 12/24 @ | CAR | 3 | 56 | 18.7 | 28 | 0 | 0 | 0 | 0.0 | 0 | 0 |
| 1/1 | NO | 4 | 32 | 8.0 | 15 | 1 | 0 | 0 | 0.0 | 0 | 0 |
| TOTALS | | 59 | 653 | 11.1 | 59 | 4 | 1 | 5 | 5.0 | 5 | 0 |
| CAREER | | 211 | 2,446 | 11.6 | 76t | 15 | 27 | 158 | 5.9 | 26 | 2 |

2016 POSTSEASON STATISTICS

| DATE | OPP | RECEIVING | | | | | RUSHING | | | | |
|--------|-----|-----------|-----|------|----|----|---------|-----|-----|----|----|
| | | REC | YDS | AVG | LG | TD | RUSH | YDS | AVG | LG | TD |
| 1/14 | SEA | 4 | 44 | 11.0 | 22 | 1 | 0 | 0 | 0.0 | 0 | 0 |
| 1/22 | GB | 5 | 52 | 10.4 | 16 | 1 | 0 | 0 | 0.0 | 0 | 0 |
| TOTALS | | 9 | 96 | 10.7 | 22 | 2 | 0 | 0 | 0.0 | 0 | 0 |

- » Played in 16 games with 13 starts. Ranked third on team in receptions (56), second in receiving yards (790), and tied for fourth in TDs (five). Also ranked fourth on team in scrimmage yards (841).
- » Became first player since New England's David Patten in 2001 to log a reception of 75-plus yards and a completion of 50-plus in the same game against the Falcons in 2014.
- » Totaled 47 receptions for 455 yards and two touchdowns in 2013.
- » Played in nine games as a rookie. Totaled 16 receptions for 154 yards and four touchdowns. Also added a 73-yard TD pass.
- » During his rookie season, hit WR A.J. Green for a 73-yard touchdown pass on the first play from scrimmage at Washington (9/23). Completion to Green was longest by an NFL player on first career attempt since 2003.

COLLEGE

- » Played three seasons (2009-11) at Rutgers, catching Big East-record 210 passes, for 2263 yards and 12 touchdowns. Played in 38 games with 37 starts.
- » Passed for 207 yards with four touchdowns and no interceptions during career, and rushed for 653 yards with nine scores.
- » His 115 receptions in 2011 shattered Larry Fitzgerald's Big East record of 92 set in 2003. Also broke the conference career receptions record of 207 set by former Scarlet Knight Brian Leonard (from 2003-06).
- » As a senior, helped Scarlet Knights to 9-4 record with Pinstripe Bowl win over Iowa State. His 16 receptions vs. Ohio in 2011 set a Big East single-game mark, and his 13 catches against both North Carolina and Army tied for the second-most in conference history.

PERSONAL

- » Attended South Brunswick High School, where he played S, WR and QB, and he also punted during each of his three varsity seasons.
- » High school retired his uniform number (2) in 2013. In 2007, he passed for 900 yards and rushed for 700 on offense, and he had 90 tackles with five INTs on defense as South Brunswick gained its first playoff berth in nearly 40 years.
- » His parents are both natives of the West African nation of Sierra Leone.
- » Was a labor studies major at Rutgers. His favorite hobby is playing FIFA soccer video game.

SANU'S CAREER STATISTICS



| | | | RECEIVING | | | | | RUSHING | | | | |
|---------------|--------------|-------|------------|--------------|-------------|------------|-----------|-----------|------------|------------|-----------|----------|
| YEAR | GP/GS | | REC | YDS | AVG | LG | TD | ATT | YDS | AVG | LG | TD |
| 2012 | CIN | 9/3 | 16 | 154 | 9.6 | 34 | 4 | 5 | 15 | 3.0 | 7 | 0 |
| 2013 | CIN | 16/14 | 47 | 455 | 9.7 | 32 | 2 | 4 | 16 | 4.0 | 9 | 0 |
| 2014 | CIN | 16/13 | 56 | 790 | 14.1 | 76t | 5 | 7 | 51 | 7.3 | 26 | 0 |
| 2015 | CIN | 16/4 | 33 | 394 | 11.9 | 52 | 0 | 10 | 71 | 7.1 | 25t | 2 |
| 2016 | ATL | 15/15 | 59 | 653 | 11.1 | 59 | 4 | 1 | 5 | 5.0 | 5 | 0 |
| TOTALS | 72/49 | | 211 | 2,446 | 11.6 | 76t | 15 | 27 | 158 | 5.9 | 26 | 2 |

SANU'S BEST GAMES

| RECEPTIONS | RECEIVING YARDS | LONG | TOUCHDOWNS |
|-----------------------|------------------------|-----------------------|----------------------|
| 10 vs. CAR (10/12/14) | 125 vs. BAL (10/26/14) | 76t vs. ATL (9/14/14) | 2 vs. OAK (11/25/12) |
| 8 vs. ARI (11/27/16) | 120 vs. CAR (10/12/14) | 59 vs. TB (9/11/16) | 1, 13 Times |
| 9 vs. GB (10/30/16) | 95 vs. JAX (11/2/14) | 53 vs. BAL (10/26/14) | Last vs. NO (1/1/17) |
| 6 @ MIA (10/31/13) | | | |

SANU'S PLAYOFF STATISTICS

| | | | RECEIVING | | | | | RUSHING | | | | |
|---------------|------------|-----|-----------|------------|------------|-----------|----------|----------|----------|------------|----------|----------|
| YEAR | GP/GS | | REC | YDS | AVG | LG | TD | ATT | YDS | AVG | LG | TD |
| 2013 | CIN | 1/1 | 1 | 13 | 13.0 | 13 | 0 | 0 | 0 | 0.0 | 0 | 0 |
| 2014 | CIN | 1/1 | 3 | 31 | 10.3 | 11 | 0 | 0 | 0 | 0.0 | 0 | 0 |
| 2015 | CIN | 1/0 | 3 | 17 | 5.7 | 8 | 0 | 0 | 0 | 0.0 | 0 | 0 |
| 2016 | ATL | 2/2 | 9 | 96 | 10.7 | 22 | 2 | 0 | 0 | 0.0 | 0 | 0 |
| TOTALS | 5/4 | | 16 | 157 | 9.8 | 22 | 2 | 0 | 0 | 0.0 | 0 | 0 |

| | | | | |
|---|---|----------------|---|---|
| 8 | MATT SCHAUB QUARTERBACK VIRGINIA 4TH YEAR WITH FALCONS | |  |  |
| | HEIGHT: 6'6" | WEIGHT: 245 | BIRTHDATE: 6/25/81 | |

TRANSACTIONS

- » Originally selected by the Falcons in the third round (90th overall) of the 2004 NFL Draft.
- » Traded to the Houston Texans on March 21, 2007.
- » Placed on Injured Reserve (foot) on November 23, 2011.
- » Signed a four-year contract extension with the Texans on September 9, 2012.
- » Traded to the Oakland Raiders on March 21, 2014.
- » Signed with the Baltimore Ravens on March 31, 2015.

2016 (FALCONS)

- » Active but did not play in the first eight games of 2016. Saw his first action at Tampa Bay (11/3). Served as the holder on all place kicks, filling in for an injured Matt Bosher against Arizona (11/27).
- » Saw action in Atlanta's 42-14 win at Los Angeles (12/11).
- » Saw action in Atlanta's 41-13 win against San Francisco (12/18) completing one pass for 16 yards.

2015 (RAVENS)

- » Played in two games, starting both, and completed 52-of-80 passes (65 percent) for 540 yards with three touchdowns, four interceptions, and a 76.0 passer rating.
- » Led the Ravens to a 33-27 win over the Cleveland Browns (11/30) after completing 20-of-34 passes for 232 yards with two touchdowns and two interceptions.
- » Started at Miami (12/6), completed 32-of-46 passes (69.6 percent) for 308 yards, including a 41-yard touchdown.

CAREER

- » In 12 seasons, has played in 141 games with 92 starts. Schaub has thrown for 24,851 yards with 133 touchdowns against 90 interceptions and has a career passer rating of 89.1.
- » Schaub is a two-time Pro Bowler (2009 and 2012) and was the Pro Bowl MVP in 2009.
- » He was named AFC Offensive Player of the Week (Week 11, 2012; Week 6, 2010; Week 2, 2009 and Week 14, 2008), FedEx Air NFL Player of the Week (Week 11, 2012; Week 2, 2010) and won the Texans Ed Block Courage Award winner in 2012.
- » Threw for the second-most yards in a single game in NFL history (tied with Warren Moon), producing a Texans' franchise-record 527 yards and 5 TDs (a then-franchise record) on 43-of-55 passing (78.2%) vs. Jax. (11/18/12).
- » Has thrown for 4,000 yards three times (4,770 in 2009, 4,370 in 2010 and 4,008 in 2012).
- » Is the Texans' franchise leader in every major passing category and owns three of the top five single-game QB ratings in team history.
- » Saw action in 11 games with the Raiders in 2014, throwing 10 passes (five completions) for 57 yards in a backup role for the Raiders after being acquired in a trade with the Texans.
- » In 2013, completed 219 of 358 passes (61.2 percent) for 2,310 yards and 10 TDs despite not playing in six games in his final season with the Texans.
- » Named to his second Pro Bowl after completing 350 of 544 passes (64.3 percent) for 4,008 yards (his third-career 4,000-yard season) and 22 TDs for a 90.7 QB rating in 2012. Led the Texans to a franchise-best 12-4 record and their second-consecutive AFC South title.
- » Threw for 2,479 yards and 15 TDs, completing 178 of 292 passes (61.0 percent) in 2011. Also rushed for nine yards and a career-high-tying

two TDs, despite missing the final six games of the season after being placed on Injured Reserve (foot) on 11/23.

- » Started every game for the second-consecutive season and completed 63.6 percent of his passes (365 of 574) for 4,370 yards (fourth in the NFL), 24 TDs and 12 INTs with a 92.0 QB rating in 2010.
- » Named to his first-career Pro Bowl after establishing Texans' franchise records and career highs in passing yards (4,770 - led the NFL), passing attempts (583), completions (396), TDs (29) and QB rating (98.6) in 2009.
- » Produced 10 games with a QB rating of at least 90 and topped 300 yards passing in nine different games, tying for the second-most in a single season in NFL history
- » Completed 251-of-380 passes (66.1 percent) for 3,043 yards and 15 TDs despite missing five games in 2008. Ranked second in the NFL in yards per pass attempt (8.01), fourth in passing yards per game (276.6) and completion percentage (66.1%) and eighth in QB rating (92.7).
- » Finished the 2007 season completing 192-of-289 (66.4 percent) passes for 2,241 yards and 9 TDs for an 87.2 QB rating in his first full season as a starter.
- » Was the primary backup to QB Michael Vick in 2006 and threw for 208 yards, 1 TD and 2 INTs on 18-of-27 passing on the season.
- » Played in 16 games with one start in 2005. Completed 33 of 64 passes for 495 yards, four TDs and 0 INTs for a 98.1 QB rating.
- » Saw action in six games with one start. Completed 33 of 70 passes for 330 yards, one TD and four INTs, serving as the primary backup to QB Michael Vick as a rookie in 2004.

COLLEGE

- » Saw action in 40 games over four seasons at Virginia and left as the Cavaliers' all-time leader in passing yards (7,502), passing attempts (1,069), completions (716), total offensive yards (7,560), TD passes (56), 300-yard passing games (eight) and 200-yard passing games (20).

- » Completed 66.9% of his passes during his career, the second-best mark at the time in NCAA Division I-A history (Tim Couch - Kentucky - 67.2 percent, 1996-98).
- » Earned first-team All-Atlantic Coast Conference honors after completing 281-of-403 passes for 2,952 yards, 18 TDs and 10 INTs as a senior in 2003.
- » Named the ACC Player of the Year as a junior in 2002 after leading the conference and finishing sixth in the country in passing (2,976 yards) Also led the ACC in TD passes (28), completion percentage (68.9), completions (288), and attempts (418). Ranked second in the country in completion percentage, tied for sixth in TD passes and eighth in completions.
- » Completed at least 70 percent of his passes eight times, including topping 80 percent twice and posted three of the ACC's top-seven passing performances.
- » Saw action in 12 games and completed 140 of 240 passes for 1,524 yards and 10 TDs as a sophomore in 2001.
- » Played in eight games and threw 8 passes (7 completions) for 50 yards as a true freshman..

PERSONAL

- » Prepped at East (West Chester, PA) HS, where he lettered in football, baseball and basketball. Completed 277-of-544 passes for 3,990 yards and 35 TDs during his career, setting school records for pass attempts, completions, yards per game and total yards for the Vikings.
- » Matt and his wife, Laurie have three daughters, Madison (5) and twins, Makalya and Mackenzie (4) and one son, Matthew (1).
- » Established the GR8 Foundation in 2011 to provide resources and support to promote lasting improvements and bring healing to children with medical needs, hope for our future generations, and happiness to the children and their families enduring medical challenges.
- » Participated in the Atlanta Falcons Coaches Academy in addition to various charity golf tournaments and community outreach programs in 2004.

SCHAUB'S POSTSEASON STATISTICS


| YEAR | GP/GS | ATT | COMP | PCT | YDS | YDS/ATT | TD | INT | LG | SK | LOST | RTG |
|---------------|---------------|--------------|--------------|-------------|---------------|------------|------------|------------|-----------|------------|-------------|-------------|
| 2004 ATL | 6/1 | 70 | 33 | 47.1 | 330 | 4.7 | 1 | 4 | 59 | 4 | 14 | 42.0 |
| 2005 ATL | 16/1 | 64 | 33 | 51.6 | 495 | 7.7 | 4 | 0 | 53 | 6 | 27 | 98.1 |
| 2006 ATL | 16/0 | 27 | 18 | 66.7 | 208 | 7.7 | 1 | 2 | 47 | 2 | 8 | 71.2 |
| 2007 HOU | 11/11 | 289 | 192 | 66.4 | 2241 | 7.8 | 9 | 9 | 77t | 16 | 126 | 87.2 |
| 2008 HOU | 11/11 | 380 | 251 | 66.1 | 3043 | 8.0 | 15 | 10 | 65 | 23 | 149 | 92.7 |
| 2009 HOU | 16/16 | 583 | 396 | 67.9 | 4770 | 8.2 | 29 | 15 | 72t | 25 | 149 | 98.6 |
| 2010 HOU | 16/16 | 574 | 365 | 63.6 | 4370 | 7.6 | 24 | 12 | 60 | 32 | 226 | 92.0 |
| 2011 HOU | 10/10 | 292 | 178 | 61.0 | 2479 | 8.5 | 15 | 6 | 80t | 16 | 98 | 96.8 |
| 2012 HOU | 16/16 | 544 | 350 | 64.3 | 4008 | 7.4 | 22 | 12 | 60t | 27 | 216 | 90.7 |
| 2013 HOU | 10/8 | 358 | 219 | 61.2 | 2310 | 6.5 | 10 | 14 | 46 | 21 | 162 | 73.0 |
| 2014 OAK | 11/0 | 10 | 5 | 50.0 | 57 | 5.7 | 0 | 2 | 16 | 3 | 24 | 27.9 |
| 2015 BAL | 2/2 | 80 | 52 | 65.0 | 540 | 6.8 | 3 | 4 | 48 | 3 | 27 | 76.0 |
| 2016 ATL | 4/0 | 3 | 1 | 33.3 | 16 | 5.3 | 0 | 0 | 16 | 0 | 0 | 52.1 |
| TOTALS | 145/92 | 3,274 | 2,093 | 63.9 | 24,867 | 7.6 | 133 | 4.1 | 90 | 178 | 1226 | 89.1 |

SCHAUB'S BEST GAMES

| COMPLETIONS | ATTEMPTS | YARDS | TOUCHDOWNS |
|------------------------|----------------------|------------------------|----------------------|
| 43, vs. JAX (11/18/12) | 62 vs BAL (12/13/10) | 527 vs. JAX (11/18/12) | 5 vs. JAX (11/18/12) |
| LONG | PASSER RATING | | |
| 80t @ TB (11/13/11) | 154.9 @TB (11/13/11) | | |



QB Matt Schaub was selected by the Falcons in the third round of the 2004 NFL Draft.

| | | | | |
|-------------|------------|---|--------------|---|
| 73 | | RYAN SCHRAEDER RIGHT TACKLE VALDOSTA STATE 4TH YEAR WITH FALCONS | |  |
| HEIGHT: | WEIGHT: | BIRTHDATE: | NFL EXP: | ACQUIRED: |
| 6'7" | 300 | 5/4/88 | 4 YRS | CFA-'13 |

TRANSACTIONS

- » Signed by the Falcons as a college free agent on April 29, 2013.
- » Signed a five-year contract extension on November 21, 2016.

2016 (FALCONS)

- » Started all 16 games at right tackle, blocking for an offense that set a franchise record with 540 points and is averaging 415.8 yards per game.
- » Started at right tackle and helped the offense total 528 yards, the sixth-highest output in franchise history, at Oakland (9/18). Blocked for a rushing attack that put up 139 yards, which marked the 10th time in the last two seasons Atlanta has eclipsed 100 rushing yards.
- » Started at right tackle and blocked for an offense that set a franchise record with 571 total yards against Carolina (10/2). Protected QB Matt Ryan as he became the 19th player in NFL history to throw for 500+ yards in a single game.

2015 (FALCONS)

- » Started all 16 games at right tackle and blocked for an offense that ranked seventh in the NFL averaging 374.1 yards per game. Earned All-Pro honors from Pro Football Focus for his performance in the trenches.
- » Started at right tackle and blocked for an offense that produced 395 total yards, including 105 yards on the ground, against Philadelphia (9/14). Protected QB Matt Ryan as he threw for 298 yards and two touchdowns in the season opening win.
- » Started at right tackle and blocked for an offense that produced a season-high 438 total yards at Dallas (9/27). Helped block for QB Matt Ryan, who threw for 285 yards and two TDs, and RB Devonta Freeman, who ran for 141 yards and three scores.

- » Started at right tackle and blocked for an offense that produced 378 total yards, including 135 yards on the ground against Houston (10/4). Helped block for Matt Ryan as he completed 70 percent of his passes in the win.
- » Started at right tackle and blocked for an offense that gained a season-high 418 total yards, including 176 yards on the ground against Washington (10/11).
- » Started at right tackle and blocked for an offense that gained 413 total yards, including 150 yards on the ground at New Orleans (10/15).
- » Started at right tackle and blocked for an offense gained 378 total yards, including 127 yards on the ground at Tennessee (10/25).
- » Started at right tackle and blocked for an offense that gained a season-high 496 total yards, including 397 through the air, against Tampa Bay (11/1).
- » Blocked for an offense that gained 375 total yards against Indianapolis (11/22), including 100+ rushing yards for the eighth time in 2015.
- » Blocked for an offense that compiled 326 yards of total offense, including 116 rushing yards, against Minnesota (11/29).
- » Blocked for an offense that tallied 373 yards of total offense, including 306 yards through the air, against Carolina (12/27).
- » Blocked for an offense that gained 414 yards against New Orleans (1/3), the sixth time Atlanta posted more than 400 yards of total offense in 2015.

CAREER

- » In four seasons, has played in 58 games with 46 starts at right tackle. Has helped block for an offense that averaged 377.8 yards per game and 294.7 gross passing yards per game.
- » Going into the 2015 season, Schraeder was named the Falcons Secret Superstar by Pro Football Focus after a breakout season in 2014.

- » Saw action on the offensive line in 13 games in 2014, started 10 of those games. Helped the offense average 378.2 total yards, including 284.6 passing yards.
- » Played in 13 games with four starts at right tackle after being signed by the Falcons as a college free agent following the 2013 NFL Draft.
- » Made his first NFL career start at right tackle against Washington (12/15). Helped block for the offense who totaled 264 yards.

- » Helped the Grizzlies to the NJCAA National Championship game in his final season at Butler and earned All-America honors in 2011 at Valdosta.

PERSONAL

- » Originally from Wichita, KS.
- » Did not play high school football, but walked-on to the Butler Community College football team before transferring to Valdosta State.


COLLEGE

- » Anchored the offensive line at Valdosta State for two seasons after earning All-America honors at Butler Community College.

| SCHRAEDER'S CAREER GAMES PLAYED/STARTED | | | |
|---|-------|-------|------|
| 2016 | 2015 | 2014 | 2013 |
| ATL | ATL | ATL | ATL |
| 16/16 | 16/16 | 13/10 | 13/4 |
| TOTALS | 58/46 | | |



Pro Football Focus rated Ryan Schraeder as the second-best right tackle in the NFL in 2015.

| | | | | | |
|-----------|--|-----------------------|-----------------------------|--------------------------|---|
| 90 | DERRICK SHELBY DEFENSIVE END UTAH 1ST YEAR WITH FALCONS | | | |  |
| | HEIGHT: 6'2" | WEIGHT: 280 | BIRTHDATE: 3/4/89 | NFL EXP: 5 YRS | ACQUIRED: FA-'16 |

TRANSACTIONS

- » Originally signed as a college free agent by the Miami Dolphins following the 2012 NFL Draft.
- » Signed by the Falcons as a free agent on March 10, 2016.

2016 (FALCONS)

- » Played in six games with four starts in his first season in Atlanta, posting eight tackles (six solo), two tackle for loss, and two quarterback hits before being placed on injured reserve.

2015 (DOLPHINS)

- » Started eight of the 16 games he played in and recorded career highs in total tackles (37 - 25 solo) and sacks (3.5), as well as recording two forced fumbles and one interception, which he returned for a touchdown.
- » Recorded sacks in back-to-back games twice and closed out the season with 3.5 sacks in his final eight games.
- » Helped lead the Dolphins to a 15-13 win over the Baltimore Ravens after returning an interception 22 yards for a touchdown. Also added three tackles, one half sack, and three quarterback hits.
- » Part of a Dolphins defense that held the New England Patriots to 10 points in the season finale. Notched a season-best five tackles with one sack.

CAREER

- » Has seen action in 69 games with nine starts, while posting 110 total tackles (79 solo), nine sacks, four forced fumbles, two interceptions, one fumble recovery, and one defensive touchdown.
- » Saw action in 15 games in 2014. Posted 26 tackles (21 solo) with three sacks, one interception, four tackles for loss and one fumble recovery.

2016 GAME-BY-GAME STATISTICS

| DATE | OPP | TK | SO | SK | YDS | INT | YDS | FF | FR | PD |
|---------------|------|------------|-----------|------------|-----------------|----------|------------|----------|----------|----------|
| 9/11 | TB | 3 | 3 | 0.0 | 0.0 | 0 | 0 | 0 | 0 | 0 |
| 9/18 | @OAK | 1 | 0 | 0.0 | 0.0 | 0 | 0 | 0 | 0 | 0 |
| 9/26 | @NO | 0 | 0 | 0.0 | 0.0 | 0 | 0 | 0 | 0 | 1 |
| 10/2 | CAR | 2 | 1 | 0.0 | 0.0 | 0 | 0 | 0 | 0 | 0 |
| 10/9 | @DEN | 1 | 1 | 0.0 | 0.0 | 0 | 0 | 0 | 0 | 0 |
| 10/16 | @SEA | 1 | 1 | 0.0 | 0.0 | 0 | 0 | 0 | 0 | 0 |
| 10/23 | SD | | | | INJURED RESERVE | | | | | |
| 10/30 | GB | | | | INJURED RESERVE | | | | | |
| 11/3 | @TB | | | | INJURED RESERVE | | | | | |
| 11/23 | @PHI | | | | INJURED RESERVE | | | | | |
| 11/27 | ARI | | | | INJURED RESERVE | | | | | |
| 12/4 | KC | | | | INJURED RESERVE | | | | | |
| 12/11 | @LA | | | | INJURED RESERVE | | | | | |
| 12/18 | SF | | | | INJURED RESERVE | | | | | |
| 12/24 | @CAR | | | | INJURED RESERVE | | | | | |
| 1/1 | NO | | | | INJURED RESERVE | | | | | |
| TOTALS | | 7 | 5 | 0.0 | 0.0 | 0 | 0 | 0 | 0 | 1 |
| CAREER | | 110 | 79 | 9.0 | 66.5 | 2 | 22t | 4 | 1 | 6 |

- » Played in all 16 games in 2013, making one start, while recording 32 tackles (21 solo), 2.5 sacks, one tackle for loss, and two forced fumbles.
- » Played in all 16 games as a rookie in 2012. Col-lared eight tackles.

COLLEGE

- » Played in 47 games for the Utes and recorded 169 total tackles, 28 tackles for loss, 11 sacks, five passes defensed, five forced fumbles, one interception, and one defensive touchdown.
- » A first-team all-Pac-12 selection after starting all 13 games at right end in 2011. Led the line and was fifth overall on the team with 55 tack-les. Also posted a team-best 10 tackles for loss and 5.0 sacks.
- » Played in 12 games, starting the final seven contests at left end, as a junior in 2010. Logged 39 tackles, including 6.5 tackles for loss and two sacks. Named an Academic All-Mountain West selection.

- » As a sophomore in 2009, started and played in 10 games at left end. Finished the season with 44 total tackles eight tackles for loss and three sacks despite missing the final two games of the season due to injury. Earned academic all-conference honors.
- » Appeared in the final 12 games, starting 10 as a redshirt freshman in 2008. Totaled 31 tackles with 3.5 for loss and was an academic All-Mountain West selection.

Hightower High School (Texas) to a district championship. Also lettered two years in track and won an academic excellence award.


- » Son of Alisa and Derrick Shelby, Sr. Received his bachelor's degree in sociology in the fall of 2011.
- » His full name is Derrick Rodell Shelby II.

PERSONAL

- » Named to the all-district first team as a senior in 2006. Recorded 15 sacks and helped lead

| SHELBY'S CAREER STATISTICS | | | | | | | | | | | | | | | | |
|----------------------------|--------------|------------|-----------|-----------|------------|-------------|----------|-----------|------------|----------|----------|----------|----------|----------|----------|---|
| YEAR | GP/GS | TK | SO | AST | SK | YDS | INT | YDS | LG | TD | PD | FF | FR | YDS | TD | |
| 2012 | MIA | 16/0 | 8 | 7 | 1 | 0.0 | 0.0 | 0 | 0 | 0 | 0 | 0 | 0 | 0 | 0 | 0 |
| 2013 | MIA | 16/1 | 32 | 22 | 11 | 2.5 | 12.0 | 0 | 0 | 0 | 0 | 0 | 2 | 0 | 0 | 0 |
| 2014 | MIA | 15/0 | 26 | 21 | 5 | 3.0 | 17.0 | 1 | 2 | 2 | 0 | 1 | 0 | 1 | 0 | 0 |
| 2015 | MIA | 16/8 | 37 | 25 | 12 | 3.5 | 37.5 | 1 | 22t | 22t | 1 | 4 | 2 | 0 | 0 | 0 |
| 2016 | ATL | 6/4 | 8 | 6 | 2 | 0.0 | 0.0 | 0 | 0 | 0 | 0 | 1 | 0 | 0 | 0 | 0 |
| TOTAL | 69/13 | 111 | 80 | 31 | 9.0 | 66.5 | 2 | 24 | 22t | 1 | 6 | 4 | 1 | 0 | 0 | |

| SHELBY'S BEST GAMES | | | |
|----------------------|----------------------|---------------------|-----------------------|
| TACKLES | SACKS | QB HIT | TACKLES FOR LOSS |
| 5 vs. NE (1/3/16) | 2.0 @ OAK (9/28/14) | 3 vs. BAL (12/6/15) | 2 @ OAK (9/28/14) |
| 4, Four Times | 1.0, Six Times | 2 @ Oak (9/28/14) | 1, Nine Times |
| Last @ SD (12/20/15) | Last vs. NE (1/3/16) | | Last @ SEA (10/16/16) |

| | | | | | |
|-----------|---|------------|----------------|--------------|---|
| 83 | JACOB TAMME TIGHT END KENTUCKY 2ND YEAR WITH FALCONS | | | |  |
| | HEIGHT: | WEIGHT: | BIRTHDATE: | NFL EXP: | ACQUIRED: |
| | 6'3" | 230 | 3/15/85 | 9 YRS | FA-'15 |

TRANSACTIONS

- » Originally selected by the Indianapolis Colts in the fourth round (127th overall) of the 2008 NFL Draft out of Kentucky.
- » Signed by the Denver Broncos as a free agent on March 23, 2012.
- » Signed by the Falcons as a free agent on March 19, 2015.

2016 (FALCONS)

- » Played in eight games with five starts, catching 22 passes for 210 yards and three touchdowns before being placed on injured reserve.
- » Caught a game-high six passes for 51 yards against Tampa Bay (9/11).
- » Caught five passes on a game-high eight targets for 75 yards, including a 14-yard touchdown at Oakland (9/18).
- » Pulled in his second touchdown of the season and the 13th of his career against Carolina (10/2).
- » Caught his third touchdown of the season on a 17-yard strike from Matt Ryan against San Diego (10/23).

2015 (FALCONS)

- » Played in 15 games with eight starts and enjoyed one of the most productive seasons of his career catching 59 passes for a career-high 657 yards and one touchdown.
- » Caught three passes for 19 yards in his Falcons debut against Philadelphia (9/14).
- » Caught four passes for 77 yards, including a career long 41-yard grab, at New York (9/20).
- » Had his best game as a Falcon, catching eight passes for 94 yards against Washington (10/11).
- » Posted his first 100-yard game as a Falcon and the second of his career, catching 10 passes for 103 yards with one touchdown against Tampa Bay (11/1).

| 2015 GAME-BY-GAME STATISTICS | | | | | | | | | | | | |
|------------------------------|-----|-----------------|------|------|-----|----|--|---------|-----|-----|----|----|
| | | RECEIVING | | | | | | RUSHING | | | | |
| DATE | OPP | REC | YDS | AVG | LG | TD | | RUSH | YDS | AVG | LG | TD |
| 9/11 | TB | 6 | 51 | 8.5 | 19 | 0 | | 0 | 0 | 0.0 | 0 | 0 |
| 9/18 @ | OAK | 5 | 75 | 15.0 | 19 | 1 | | 0 | 0 | 0.0 | 0 | 0 |
| 9/26 @ | NO | 3 | 28 | 9.3 | 15 | 0 | | 0 | 0 | 0.0 | 0 | 0 |
| 10/2 | CAR | 2 | 3 | 1.5 | 4t | 1 | | 0 | 0 | 0.0 | 0 | 0 |
| 10/9 @ | DEN | 1 | 1 | 1.0 | 1 | 0 | | 0 | 0 | 0.0 | 0 | 0 |
| 10/16@ | SEA | 2 | 16 | 8.0 | 12 | 0 | | 0 | 0 | 0.0 | 0 | 0 |
| 10/23 | SD | 1 | 17 | 17.0 | 17t | 1 | | 0 | 0 | 0.0 | 0 | 0 |
| 10/30 | GB | 2 | 19 | 9.5 | 13 | 0 | | 0 | 0 | 0.0 | 0 | 0 |
| 11/3 @ | TB | INACTIVE | | | | | | | | | | |
| 11/13 @ | PHI | INACTIVE | | | | | | | | | | |
| 11/27 | ARI | INJURED RESERVE | | | | | | | | | | |
| 12/4 | KC | INJURED RESERVE | | | | | | | | | | |
| 12/11 @ | LA | INJURED RESERVE | | | | | | | | | | |
| 12/18 | SF | INJURED RESERVE | | | | | | | | | | |
| 12/24@ | CAR | INJURED RESERVE | | | | | | | | | | |
| 1/1 | NO | INJURED RESERVE | | | | | | | | | | |
| TOTALS | | 22 | 210 | 9.5 | 19 | 3 | | 0 | 0 | 0.0 | 0 | 0 |
| CAREER | | 259 | 2570 | 9.9 | 41 | 14 | | 0 | 0 | 0.0 | 0 | 0 |

- » Caught six passes for 61 yards (10.2 yards per catch), including a 26-yard gain, at San Francisco (11/8).
- » Notched four catches for 61 yards (15.3 yards per catch) against New Orleans (1/3), giving him 657 receiving yards on the season and topping his previous career best of 631 set in 2010.

CAREER

- » Spent four seasons in Indianapolis before joining the Denver Broncos in 2012 and the Atlanta Falcons in 2015. Has caught 259 passes for 2,570 yards with 11 touchdowns in 122 career games.
- » Saw action in 15 games, logging 109 yards on 14 receptions with two touchdowns as a member of the Denver Broncos in 2014.
- » Played in all 16 games with one start for the Broncos in 2013. He caught 20 passes for 184 yards with one score while also leading the team with 10 special-teams tackles.
- » Played in all 16 games with eight starts and ranked third on the club in receptions (52) and receiving yards (555) while adding two touchdowns during his first season in Denver in 2012.

- » Totaled 19 receptions for 177 yards with one touchdown in addition to tying for the team lead with eight special-teams tackles during his final season in Indianapolis in 2011.
- » Posted career highs in receptions (67), receiving yards (631), and touchdowns (4) in 2010. Ranked second on the team in receptions and totaled seven-or-more catches in seven of the final 10 games that season.
- » Played in all 16 games for the first time in his career in 2009 and ranked fourth on the club with 13 special-teams tackles in addition to collecting three receptions for 35 yards on offense.
- » During his rookie season in 2008, played in 12 games and recorded three catches for 12 yards to go along with two special-teams tackles.

COLLEGE


- » Started 37 of 48 career games at the University of Kentucky and totaled 133 receptions, 1,417 yards and 11 touchdowns. His 133 receptions ranked first in school history and second all-time in SEC annals among tight ends.

PERSONAL

- » Played wide receiver and defensive back at Boyle County High School in Danville, Ky., where he totaled 97 receptions for 1,866 yards (19.2 avg.) with 32 touchdowns and 23 interceptions for his prep career...Helped Boyle County win four consecutive state titles (named championship game MVP his final two years) and compile a 58-2 record during his four seasons.
- » Jacob Tamme was born on March 15, 1985, in Danville, Kentucky.

| TAMME'S CAREER STATISTICS | | | | | | | | | | | | |
|---------------------------|-----|--------|-----------|-------|------|-----|----|---------|-----|-----|----|----|
| | | | RECEIVING | | | | | RUSHING | | | | |
| YEAR | | GP/GS | REC | YDS | AVG | LG | TD | ATT | YDS | AVG | LG | TD |
| 2008 | IND | 12/0 | 3 | 12 | 4.0 | 6 | 0 | 0 | 0 | 0.0 | 0 | 0 |
| 2009 | IND | 16/1 | 3 | 35 | 11.7 | 21 | 0 | 0 | 0 | 0.0 | 0 | 0 |
| 2010 | IND | 16/8 | 67 | 631 | 9.4 | 30 | 4 | 0 | 0 | 0.0 | 0 | 0 |
| 2011 | IND | 16/5 | 19 | 177 | 9.3 | 29 | 1 | 0 | 0 | 0.0 | 0 | 0 |
| 2012 | DEN | 16/8 | 52 | 555 | 10.7 | 36 | 2 | 0 | 0 | 0.0 | 0 | 0 |
| 2013 | DEN | 16/1 | 20 | 184 | 9.2 | 15 | 1 | 0 | 0 | 0.0 | 0 | 0 |
| 2014 | DEN | 15/0 | 14 | 109 | 7.8 | 26t | 2 | 0 | 0 | 0.0 | 0 | 0 |
| 2015 | ATL | 15/8 | 59 | 657 | 11.1 | 41 | 1 | 0 | 0 | 0.0 | 0 | 0 |
| 2016 | ATL | 8/5 | 22 | 210 | 9.5 | 19 | 3 | 0 | 0 | 0.0 | 0 | 0 |
| TOTALS | | 130/36 | 259 | 2,570 | 9.9 | 41 | 14 | 0 | 0 | 0.0 | 0 | 0 |

| TAMME'S BEST GAMES | | | |
|---------------------|-----------------------|-----------------------|------------------------|
| RECEPTIONS | RECEIVING YARDS | LONG | TOUCHDOWNS |
| 11 @ PHI (11/7/10) | 108 @ PHI (11/7/10) | 41 @ NYG (9/20/15) | 1, 14 Times |
| 10 vs. TB (11/1/15) | 103 vs. TB (11/1/15) | 36 vs. CLE (12/23/12) | Last vs. SD (10/23/16) |
| 9 vs. TB (12/2/12) | 94 vs. WAS (10/11/15) | 32 vs. NO (1/3/16) | |

| | | | | | |
|-----------|---|-----------------------|------------------------------|--------------------------|---|
| 86 | D.J. TIALAVEA TIGHT END UTAH STATE 2ND YEAR WITH FALCONS | | | |  |
| | HEIGHT: 6'4" | WEIGHT: 260 | BIRTHDATE: 7/27/91 | NFL EXP: 3 YRS | ACQUIRED: FA-'15 |

TRANSACTIONS

- » Originally signed by the Jacksonville Jaguars as a college free agent.
- » Signed to the Falcons practice squad on November 24, 2015. Promoted to the active roster on December 29, 2015.

2016 (FALCONS)

- » Signed to the active roster on December 22, 2016.
- » Made his NFL debut at Carolina (12/24) in Week 16, catching the first pass of his career for a one-yard touchdown.

2015 (FALCONS)

- » Served as a member of the Falcons practice squad. Also spent time on the Buffalo Bills practice squad during the 2015 season.


COLLEGE

- » Four-year letterman. As a senior in 2013, played in the first six games with four starts before missing the remainder of the season with an injury. Totaled 17 receptions for 93 yards and three TDs. Set career-highs with four receptions and two TDs against Weber State and was an honorable mention for National Tight End of the Week by the CFPA.
- » As a junior in 2012, played in 12 games with seven starts. Season totals included six receptions for 31 yards and one TD.

- » As a sophomore in 2010, played in 13 games with six starts and caught seven passes for 74 yards.
- » As a redshirt freshman in 2010, saw action in nine games with one start. Redshirted during the 2009 season.

PERSONAL

- » Was a three-year letterman at DL, OL and TE at West Jordan (Utah) High School. Earned all-state 5A honors as a senior ...
- » Served as a team captain as a junior and senior and was named Region 3 DL MVP as a junior.
- » A three-time all-region selection, he caught 35 passes for 458 yards and five TDs and made 48 tackles, including 18 tackles for loss and six sacks as a senior.
- » Also lettered in basketball and baseball. Son of Don and Tami Tialavea and has two sisters.
- » Graduated in the spring of 2013 with an interdisciplinary studies degree emphasizing business management and physical education administration
- » Pursued a master's degree in education with emphasis in physical and sport education.
- » Last name is pronounced TEE-al-uh-VAY-uh.

| | | | | | |
|-----------|--|-----------------------|------------------------------|--------------------------|---|
| 80 | LEVINE TOILOLO TIGHT END STANFORD 4TH YEAR WITH FALCONS | | | |  |
| | HEIGHT: 6'8" | WEIGHT: 265 | BIRTHDATE: 7/30/91 | NFL EXP: 4 YRS | ACQUIRED: D4b-'13 |

TRANSACTIONS

- » Selected as the second of two fourth round (133rd overall) draft choices by Atlanta in 2013.

2016 (FALCONS)

- » Played in all 16 games with 11 starts this season, totaling 13 receptions for 264 yards, including two touchdowns.
- » Caught two passes for 21 yards, including a key first down pick up on a third down and three that set up RB Tevin Coleman's game winning 13-yard touchdown run.
- » Enjoyed the best game of his career at Seattle (10/16), catching three passes for 69 yards. Pulled in a career long 46-yard touchdown pass from QB Matt Ryan for his fifth career score and his first since 2014.
- » Pulled in a 32-yard touchdown pass from Matt Ryan at Tampa Bay (11/3).

2015 (FALCONS)

- » Played in all 16 games, including 15 start, posting seven receptions for 44 yards. Helped block for an offense that ranked seventh in the NFL averaging 374.1 yards per game.
- » Started and caught one pass in Atlanta's season opening win over Philadelphia (9/14). Made a crucial tackle on a punt return, stopping RB Darren Sproles at the Eagles 14-yard line at the two minute warning. The long field would lead to a turnover that sealed the win for Atlanta.
- » Caught one pass for six yards pulled down a two-yard pass to convert a key two-point conversion to give Atlanta its first lead at Dallas (9/27).
- » Started at tight end and helped block for a rushing attack that totaled 135 yards and four touchdowns against Houston (10/4).

- » Started at tight end and helped block for an offense that gained a season-high 418 total yards, including 176 yards on the ground against Washington (10/11).

CAREER

- » In four seasons with the Falcons, has played in 64 games with 45 starts while totaling 62 receptions for 601 yards and six touchdowns.
- » Played and started all 16 games in 2014. Caught 31 passes for 238 yards and two touchdowns.
- » Saw action in all 16 games with three starts. Caught 11 passes for 55 yards with two touchdowns in his rookie season in 2013.

COLLEGE

- » Caught 50 passes for 763 yards (15.3 yards per catch) with 10 touchdowns in 31 career games at Stanford.
- » Was an offensive mainstay as both a receiver and a blocker, earning All-Pac-12 honorable mention honors and the Cardinal's T.E.A.M. Technician Award for technique, effort, attitude and mental discipline after catching 24 passes for 393 yards (16.4 yards per catch) with four touchdowns as a senior in 2012.
- » Earned honorable mention all-conference honors as a junior after pulling down 25 receptions for 343 yards and a career-high six touchdowns in 2011.
- » In 2012, Led all Stanford receivers with 16.4 yards per catch average and scored four touchdowns on five receptions inside the red zone.

PERSONAL


- » Attended Helix Charter High School in La Mesa, California, where he was labeled a four-star recruit by both Rivals and Scout.com.

- » Earned PrepStar All-America honors, was named a first team all-state Division II and all-CIF San Diego Section pick, earned first team All-Grossmont League honors as a tight end and defensive end as well as first team honors from the San Diego Union-Tribune, San Diego Hall of Champions and MaxPreps.com.
- » Selected as a Scholar Leader-Athlete for the 2008-09 academic year by the National Football Foundation and College Football Hall of Fame
- » Attended San Diego's H-Town Christian Academy for two years before transferring to Helix HS...also lettered in basketball.
- » Parents are Raymond and Trina Young-Toilolo... one of four children...sister Chasity was a track athlete at the University of Utah.
- » Has three uncles, Dan Saleaumua, Edwin Mulitalo and Joe Salave'a who played in the NFL.

| TOILOLO'S CAREER STATISTICS | | | | | | | | | | | | |
|-----------------------------|--------------|--|-----------|------------|------------|------------|----------|----------|----------|------------|----------|----------|
| | | | RECEIVING | | | | | RUSHING | | | | |
| YEAR | GP/GS | | REC | YDS | AVG | LG | TD | ATT | YDS | AVG | LG | TD |
| 2013 ATL | 15/3 | | 11 | 55 | 5.0 | 12 | 2 | 0 | 0 | 0.0 | 0 | 0 |
| 2014 ATL | 16/16 | | 31 | 238 | 7.7 | 20 | 2 | 0 | 0 | 0.0 | 0 | 0 |
| 2015 ATL | 16/15 | | 7 | 44 | 6.3 | 11 | 0 | 0 | 0 | 0.0 | 0 | 0 |
| 2016 ATL | 16/11 | | 13 | 264 | 20.3 | 46t | 2 | 0 | 0 | 0.0 | 0 | 0 |
| TOTALS | 64/45 | | 62 | 601 | 9.7 | 46t | 6 | 0 | 0 | 0.0 | 0 | 0 |

| 2014 GAME-BY-GAME STATISTICS | | | | | | | | | | | | |
|------------------------------|-----|--|-----------|------------|------------|-----------|----------|----------|----------|------------|----------|----------|
| | | | RECEIVING | | | | | RUSHING | | | | |
| DATE | OPP | | REC | YDS | AVG | LG | TD | RUSH | YDS | AVG | LG | TD |
| 9/7 | NO | | 3 | 19 | 6.3 | 12 | 1 | 0 | 0 | 0.0 | 0 | 0 |
| 9/14 @ | CIN | | 2 | 13 | 6.5 | 10 | 0 | 0 | 0 | 0.0 | 0 | 0 |
| 9/18 | TB | | 2 | 25 | 12.5 | 13 | 0 | 0 | 0 | 0.0 | 0 | 0 |
| 9/28 @ | MIN | | 1 | 12 | 12 | 12 | 0 | 0 | 0 | 0.0 | 0 | 0 |
| 10/5 @ | NYG | | 0 | 0 | 0 | 0 | 0 | 0 | 0 | 0.0 | 0 | 0 |
| 10/12 | CHI | | 3 | 34 | 11.3 | 15 | 0 | 0 | 0 | 0.0 | 0 | 0 |
| 10/19 @ | BAL | | 2 | 20 | 10.0 | 17 | 0 | 0 | 0 | 0.0 | 0 | 0 |
| 10/26 | DET | | 2 | 26 | 13.0 | 15 | 0 | 0 | 0 | 0.0 | 0 | 0 |
| 11/9 @ | TB | | 0 | 0 | 0.0 | 0 | 0 | 0 | 0 | 0.0 | 0 | 0 |
| 11/16 @ | CAR | | 2 | 23 | 11.5 | 20 | 0 | 0 | 0 | 0.0 | 0 | 0 |
| 11/23 | CLE | | 2 | 17 | 8.5 | 9 | 0 | 0 | 0 | 0.0 | 0 | 0 |
| 11/30 | ARI | | 4 | 15 | 3.8 | 8 | 1 | 0 | 0 | 0.0 | 0 | 0 |
| 12/8 @ | GB | | 1 | -1 | -1.0 | -1 | 0 | 0 | 0 | 0.0 | 0 | 0 |
| 12/14 | PIT | | 1 | 4 | 4.0 | 4 | 0 | 0 | 0 | 0.0 | 0 | 0 |
| 12/21 @ | NO | | 4 | 17 | 4.3 | 8 | 0 | 0 | 0 | 0.0 | 0 | 0 |
| 12/28 | CAR | | 2 | 14 | 7.0 | 11 | - | 0 | 0 | 0.0 | 0 | 0 |
| TOTALS | | | 31 | 238 | 7.7 | 20 | 2 | 0 | 0 | 0.0 | 0 | 0 |
| CAREER | | | 42 | 293 | 6.9 | 20 | 4 | 0 | 0 | 0.0 | 0 | 0 |

| 2013 GAME-BY-GAME STATISTICS | | | | | | | | | | | | |
|------------------------------|-----|--|-----------|-----------|------------|-----------|----------|----------|----------|------------|----------|----------|
| | | | RECEIVING | | | | | RUSHING | | | | |
| DATE | OPP | | REC | YDS | AVG | LG | TD | RUSH | YDS | AVG | LG | TD |
| 9/8 @ | NO | | 0 | 0 | 0.0 | 0 | 0 | 0 | 0 | 0.0 | 0 | 0 |
| 9/15 | STL | | 1 | 4 | 4.0 | 4 | 0 | 0 | 0 | 0.0 | 0 | 0 |
| 9/22 @ | MIA | | 1 | 2 | 2.0 | 2 | 1 | 0 | 0 | 0.0 | 0 | 0 |
| 9/29 | NE | | 1 | 4 | 4.0 | 4 | 0 | 0 | 0 | 0.0 | 0 | 0 |
| 10/7 | NYJ | | 2 | 15 | 7.5 | 12 | 1 | 0 | 0 | 0.0 | 0 | 0 |
| 10/20 | TB | | 0 | 0 | 0.0 | 0 | 0 | 0 | 0 | 0.0 | 0 | 0 |
| 10/27 @ | ARZ | | 3 | 6 | 2.0 | 7 | 0 | 0 | 0 | 0.0 | 0 | 0 |
| 11/3 @ | CAR | | 0 | 0 | 0.0 | 0 | 0 | 0 | 0 | 0.0 | 0 | 0 |
| 11/10 | SEA | | 0 | 0 | 0.0 | 0 | 0 | 0 | 0 | 0.0 | 0 | 0 |
| 11/17 @ | TB | | 1 | 6 | 6.0 | 6 | 0 | 0 | 0 | 0.0 | 0 | 0 |
| 11/21 | NO | | 1 | 6 | 6.0 | 6 | 0 | 0 | 0 | 0.0 | 0 | 0 |
| 12/1 @ | BUF | | 1 | 12 | 5.0 | 12 | 0 | 0 | 0 | 0.0 | 0 | 0 |
| 12/8 @ | GB | | 0 | 0 | 0.0 | 0 | 0 | 0 | 0 | 0.0 | 0 | 0 |
| 12/15 | WAS | | 0 | 0 | 0.0 | 0 | 0 | 0 | 0 | 0.0 | 0 | 0 |
| 12/23 @ | SF | | 0 | 0 | 0.0 | 0 | 0 | 0 | 0 | 0.0 | 0 | 0 |
| 12/29 | CAR | | - | - | - | - | - | - | - | - | - | - |
| TOTALS | | | 11 | 55 | 5.0 | 12 | 2 | 0 | 0 | 0.0 | 0 | 0 |
| CAREER | | | 11 | 55 | 5.0 | 12 | 2 | 0 | 0 | 0.0 | 0 | 0 |

| | | | | | |
|-----------|--|-----------------------|------------------------------|--------------------------|---|
| 21 | DESMOND TRUFANT CORNERBACK WASHINGTON 4TH YEAR WITH FALCONS | | | |  <small>PRO BOWL 2015</small> |
| | HEIGHT: 6'0" | WEIGHT: 190 | BIRTHDATE: 9/10/90 | NFL EXP: 4 YRS | ACQUIRED: D1-'13 |

TRANSACTIONS

- » Selected by the Atlanta Falcons in the first round (22nd overall) of the 2013 NFL Draft.

2016 (FALCONS)

- » Started nine games, posting 30 tackles (25 solo) with one interception, 2.0 sacks, two forced fumbles, and three passes defended before being placed on injured reserve.
- » Grabbed his seventh career interception when he picked off QB Jameis Winston in Atlanta's season opener against Tampa Bay (9/11). Also added five total tackles.
- » Posted four total tackles (three solo) with one pass defense at Oakland (9/18). According to Pro Football Focus, held WR Amari Cooper to three catches for 42 on six targets. Played 73 of 75 defensive snaps.
- » Notched his second sack of the season at Seattle (10/16), dropping QB Russell Wilson for a nine-yard loss and forcing a fumble. Finished the game with four tackles (two solo).

2015 (FALCONS)

- » Named to his first Pro Bowl after notching 43 tackles (35 solo) with one interception, one sack, and 11 passes defended while starting all 16 games. Scored his first career touchdown on a 24-yard fumble recovery in Week 4.
- » Started and was one of five defenders to play all 74 defensive snaps against Philadelphia (9/14). Posted one pass defense in the win.
- » Played all 71 defensive snaps and logged three tackles (one solo) at New York (9/20). According to Pro Football Focus, Giants QB Eli Manning did not attempt a pass in his direction.
- » Started and recorded three tackles at Dallas (9/27). Part of a defense that held Cowboys QB Brandon Weeden to 68 passing yards in the second half.

2015 GAME-BY-GAME STATISTICS

| DATE | OPP | TK | SO | SK | YDS | INT | YDS | FF | FR | PD |
|--------|------|-----------------|-----|-----|------|-----|-----|----|----|----|
| 9/11 | TB | 5 | 5 | 0.0 | 0.0 | 1 | 9 | 0 | 0 | 1 |
| 9/18 | @OAK | 4 | 3 | 0.0 | 0.0 | 0 | 0 | 0 | 0 | 1 |
| 9/26 | @NO | 3 | 3 | 1.0 | 8.0 | 0 | 0 | 0 | 0 | 0 |
| 10/2 | CAR | 2 | 1 | 0.0 | 0.0 | 0 | 0 | 0 | 0 | 0 |
| 10/9 | @DEN | 3 | 2 | 0.0 | 0.0 | 0 | 0 | 0 | 0 | 0 |
| 10/16 | @SEA | 4 | 2 | 1.0 | 9.0 | 0 | 0 | 1 | 0 | 0 |
| 10/23 | SD | 1 | 1 | 0.0 | 0.0 | 0 | 0 | 0 | 0 | 1 |
| 10/30 | GB | 4 | 4 | 0.0 | 0.0 | 0 | 0 | 0 | 0 | 0 |
| 11/3 | @TB | 4 | 4 | 0.0 | 0.0 | 0 | 0 | 1 | 0 | 0 |
| 11/23 | @PHI | INACTIVE | | | | | | | | |
| 11/27 | ARI | INACTIVE | | | | | | | | |
| 12/4 | KC | INJURED RESERVE | | | | | | | | |
| 12/11 | @LA | INJURED RESERVE | | | | | | | | |
| 12/18 | SF | INJURED RESERVE | | | | | | | | |
| 12/24 | @CAR | INJURED RESERVE | | | | | | | | |
| 1/1 | NO | INJURED RESERVE | | | | | | | | |
| TOTALS | | 30 | 25 | 2.0 | 17.0 | 1 | 9 | 2 | 0 | 3 |
| CAREER | | 213 | 175 | 3.0 | 26.0 | 7 | 28 | 4 | 4 | 53 |

- » Scored his first career touchdown on a 24-yard scoop-and-score fumble recovery against Houston (10/4). Finished the game with two tackles, three passes defended, and two fumble recoveries. Became the first Falcon to recover two fumbles in a single game since Robert McClain & Jonathan Babneaux each had two vs. Washington in 2013.
- » Started at cornerback and notched one tackle at Tennessee (10/25). Helped anchor a pass defense that allowed a season-low 179 yards through the air.
- » Started at cornerback and logged two tackles against Tampa Bay (11/1). Part of a defense that held the Buccaneers to 173 net pass yards.
- » Enjoyed one of his best games of the season, posting four tackles, one tackle for loss, two passes defended and his first career sack against Indianapolis (11/22).
- » Recorded a season-high six tackles against Minnesota (11/29). Helped the defense limit the Vikings to 174 passing yards, the fourth time Atlanta allowed less than 200 passing yards in a game in 2015.

- » Intercepted QB Jameis Winston for his first INT of the season at Tampa Bay (12/6). His interception set up a 52-yard field goal by K Shayne Graham at the end of the first half. Also added four tackles.
- » Posted three tackles and one pass defense against Carolina (12/27). Helped the defense hold the Panthers to their lowest point total of the season (13) and limit QB Cam Newton to 4.7 yards per pass attempt, his lowest mark of the year.

CAREER

- » In four seasons with the Falcons, has developed into a Pro Bowl cornerback. Started 48 consecutive games from 2013-2016, totaling 213 tackles (175 solo), seven interceptions, three forced fumbles, four fumble recoveries, 48 passes defended, and one touchdown.
- » Started all 16 games in his second season. Recorded 67 total tackles (57 solo), three interceptions and lead the team in pass deflections with 18, which ranked him among the top 10 in the League.
- » Started all 16 games as a rookie and earned All-Rookie honors from the PFWA after notching 74 tackles (12 solo) with a club rookie record 17 passes defended and two interceptions.
- » Finished the year tied for 10th in the NFL and tied for second among all rookie cornerbacks in passes defended.
- » According to Stats LLC., his 17 passes defended in 2013 were the most by a Falcons rookie in a single season, surpassing Darnell Walker, who broke up 13 passes in 1993.
- » Named Defensive Rookie of the Year by Pro Football Focus.
- » According to Stats LLC., allowed just 48.3 of passes thrown his way to be completed (42 of 87). Among players with at least 87 defensive targets, his 48.3 completion percentage was tied for the eighth-best in the NFL and he was one of nine players to allow less than 50 percent of passes to be completed.

COLLEGE

- » Started 47 of 50 career games at the University of Washington posting 195 tackles (151 solo) with a school record 39 passes defended, 8.5 tackles for loss, and six interceptions.
- » Allowed just eight of 54 pass completions (14.8 percent) on balls thrown in his direction as the Huskies ranked 23rd in the nation in pass defense, allowing 197.3 passing yards per game.

- » As a senior, won both the Sports Radio 950 KJR Most Outstanding Defensive Player and the Guy Flaherty Award (the team's oldest and most prestigious honor).
- » As a team captain in 2012, earned second-team All-American honors from The NFL Draft Report and Fox Sports as well as first-team All-Pac 12 honors after recording 36 tackles (27 solo) with nine passes defended and one interception.
- » In 2011, was named All-Pac 12 Conference honorable mention and won the team's Don James Perseverance Award after starting all 13 games and posting a career-high 64 tackles (46 solo), a team-leading 16 passes defended, two interceptions, two forced fumbles and two fumble recoveries.
- » Earned All-Pac 10 Conference honorable mention as a sophomore in 2010 starting all 13 games and logging 48 tackles (34 solo) with four passes defended, one interception, and one fumble recovery.
- » Made an instant impact as a freshman as he was named to the Sporting News Freshman All-Pac 10 team and earn All-Pac 10 Conference honorable mention in 2009.
- » Spent three games as a reserve cornerback before taking over the starting role for the final nine games posting 47 tackles (44 solo), six passes defended, and two interceptions.

PERSONAL

- » Attended Wilson High School (Tacoma, Wash.) where he was named a first-team all-state selection by the Seattle Times after recording 67 tackles on defense and 12 rushing touchdowns during his senior season.
- » As a junior, he posted 47 tackles and eight interceptions, along with four stops for loss, scoring five times while gaining 440 receiving yards and finding the end zone six more times on 36 carries for 360 yards.
- » Named a red chip prospect by the Seattle Times and a "Northwest Nugget" honorable mention by the Tacoma News-Tribune. Rated the sixth-best overall player in the state of Washington and the country's 56th-best cornerback by Rivals.com.
- » A standout long jumper and triple jumper at Wilson. Took second place in the Class 4A state track meet in the triple jump (46 feet, 5.75 inches) and placed 11th in the long jump (21 feet, 2.25 inches) as a junior in 2008. Also starred on the Rams basketball team.

» His two older brothers Marcus and Isaiah also played in the NFL. Marcus was selected 11th overall by Seattle in the 2003 NFL Draft and spent 10 years with the Seahawks while Isaiah

spent time in the AFL and UFL before breaking into the NFL as a practice squad player with the New York Jets and Philadelphia Eagles.

» Son of Constance and Lloyd Trufant.

TRUFANT'S CAREER STATISTICS

| YEAR | | GP/GS | TK | SO | AST | SK | YDS | INT | YDS | LG | TD | PD | FF | FR | YDS | TD |
|--------------|-----|--------------|------------|------------|-----------|------------|-------------|----------|-----------|----------|----------|-----------|----------|----------|-----------|----------|
| 2013 | ATL | 16/16 | 74 | 58 | 16 | 0.0 | 0.0 | 2 | 0 | 0 | 0 | 21 | 1 | 1 | 0 | 0 |
| 2014 | ATL | 16/16 | 67 | 57 | 10 | 0.0 | 0.0 | 3 | 19 | 0 | 0 | 18 | 1 | 1 | 0 | 0 |
| 2015 | ATL | 16/16 | 42 | 35 | 7 | 1.0 | 9.0 | 1 | 0 | 0 | 0 | 11 | 0 | 2 | 24 | 1 |
| 2016 | ATL | 9/9 | 30 | 25 | 5 | 2.0 | 17.0 | 1 | 9 | 9 | 0 | 3 | 2 | 0 | 0 | 0 |
| TOTAL | | 57/57 | 213 | 175 | 38 | 3.0 | 26.0 | 7 | 28 | 0 | 0 | 53 | 4 | 4 | 24 | 1 |

TRUFANT'S BEST GAMES

| TACKLES | SACKS | INTERCEPTIONS | PASSES DEFENSED |
|---------------------|-----------------------|-----------------------|------------------------|
| 7, Three Times | 1, Three Times | 1, Seven Times | 3, Two Times |
| Last @ TB (11/9/14) | Last @ SEA (10/16/16) | Last vs. TB (9/11/16) | Last vs. Hou (10/4/15) |



Desmond Trufant was selected to his first Pro Bowl in 2015.

| 2015 GAME-BY-GAME STATISTICS | | | | | | | | | | | |
|------------------------------|-----|------------|------------|------------|------------|----------|-----------|----------|----------|-----------|--|
| DATE | OPP | TK | SO | SK | YDS | INT | YDS | FF | FR | PD | |
| 9/14 | PHI | 0 | 0 | 0.0 | 0.0 | 0 | 0 | 0 | 0 | 1 | |
| 9/20 @ | NYG | 3 | 1 | 0.0 | 0.0 | 0 | 0 | 0 | 0 | 0 | |
| 9/27 @ | DAL | 3 | 2 | 0.0 | 0.0 | 0 | 0 | 0 | 0 | 1 | |
| 10/4 | HOU | 2 | 2 | 0.0 | 0.0 | 0 | 0 | 0 | 0 | 3 | |
| 10/11 | WAS | 2 | 2 | 0.0 | 0.0 | 0 | 0 | 0 | 0 | 1 | |
| 10/15 @ | NO | 1 | 1 | 0.0 | 0.0 | 0 | 0 | 0 | 0 | 0 | |
| 10/25 @ | TEN | 1 | 1 | 0.0 | 0.0 | 0 | 0 | 0 | 0 | 0 | |
| 11/1 | TB | 2 | 1 | 0.0 | 0.0 | 0 | 0 | 0 | 0 | 0 | |
| 11/8 @ | SF | 4 | 3 | 0.0 | 0.0 | 0 | 0 | 0 | 0 | 1 | |
| 11/22 | IND | 4 | 4 | 1.0 | 9.0 | 0 | 0 | 0 | 0 | 2 | |
| 11/29 | MIN | 6 | 6 | 0.0 | 0.0 | 0 | 0 | 0 | 0 | 0 | |
| 12/6 @ | TB | 4 | 2 | 0.0 | 0.0 | 1 | 0 | 0 | 0 | 1 | |
| 12/13 @ | CAR | 1 | 1 | 0.0 | 0.0 | 0 | 0 | 0 | 0 | 0 | |
| 12/20 @ | JAX | 3 | 3 | 0.0 | 0.0 | 0 | 0 | 0 | 0 | 0 | |
| 12/27 | CAR | 3 | 3 | 0.0 | 0.0 | 0 | 0 | 0 | 0 | 1 | |
| 1/3 | NO | 3 | 3 | 0.0 | 0.0 | 0 | 0 | 0 | 0 | 0 | |
| TOTALS | | 42 | 35 | 1.0 | 9.0 | 1 | 0 | 0 | 0 | 11 | |
| CAREER | | 129 | 103 | 0.0 | 0.0 | 7 | 97 | 1 | 1 | 34 | |

| 2013 GAME-BY-GAME STATISTICS | | | | | | | | | | | |
|------------------------------|-----|-----------|-----------|------------|------------|----------|----------|----------|----------|-----------|--|
| DATE | OPP | TK | SO | SK | YDS | INT | YDS | FF | FR | PD | |
| 9/8 @ | NO | 5 | 4 | 0.0 | 0.0 | 0 | 0 | 0 | 0 | 1 | |
| 9/15 | STL | 3 | 3 | 0.0 | 0.0 | 0 | 0 | 0 | 0 | 1 | |
| 9/22 @ | MIA | 6 | 1 | 0.0 | 0.0 | 0 | 0 | 0 | 0 | 1 | |
| 9/29 | NE | 6 | 4 | 0.0 | 0.0 | 0 | 0 | 0 | 0 | 1 | |
| 10/7 | NYJ | 3 | 3 | 0.0 | 0.0 | 0 | 0 | 0 | 0 | 1 | |
| 10/20 | TB | 7 | 6 | 0.0 | 0.0 | 0 | 0 | 1 | 0 | 3 | |
| 10/27 @ | ARZ | 4 | 4 | 0.0 | 0.0 | 0 | 0 | 0 | 0 | 1 | |
| 11/3 @ | CAR | 7 | 6 | 0.0 | 0.0 | 1 | 0.0 | 0 | 0 | 1 | |
| 11/10 | SEA | 6 | 5 | 0.0 | 0.0 | 0 | 0 | 0 | 0 | 2 | |
| 11/17 @ | TB | 4 | 4 | 0.0 | 0.0 | 0 | 0 | 0 | 0 | 0 | |
| 11/21 | NO | 5 | 4 | 0.0 | 0.0 | 0 | 0 | 0 | 0 | 0 | |
| 12/1 @ | BUF | 1 | 1 | 0.0 | 0.0 | 0 | 0 | 0 | 0 | 1 | |
| 12/8 @ | GB | 5 | 5 | 0.0 | 0.0 | 0 | 0 | 0 | 0 | 0 | |
| 12/15 | WAS | 6 | 4 | 0.0 | 0.0 | 1 | 0 | 0 | 0 | 3 | |
| 12/23 @ | SF | 0 | 0 | 0.0 | 0.0 | 0 | 0 | 0 | 0 | 0 | |
| 12/29 | CAR | 6 | 4 | 0.0 | 0.0 | 0 | 0 | 0 | 1 | 2 | |
| TOTALS | | 74 | 58 | 0.0 | 0.0 | 1 | 0 | 1 | 1 | 21 | |
| CAREER | | 74 | 58 | 0.0 | 0.0 | 1 | 0 | 1 | 1 | 21 | |

| 2014 GAME-BY-GAME STATISTICS | | | | | | | | | | | |
|------------------------------|-----|------------|------------|------------|------------|----------|-----------|----------|----------|-----------|--|
| DATE | OPP | TK | SO | SK | YDS | INT | YDS | FF | FR | PD | |
| 9/7 | NO | 3 | 2 | 0.0 | 0.0 | 0 | 0 | 0 | 0 | 2 | |
| 9/14 @ | CIN | 2 | 2 | 0.0 | 0.0 | 0 | 0 | 0 | 0 | 1 | |
| 9/18 | TB | 3 | 3 | 0.0 | 0.0 | 0 | 0 | 0 | 0 | 0 | |
| 9/28 @ | MIN | 4 | 4 | 0.0 | 0.0 | 0 | 0 | 0 | 0 | 0 | |
| 10/5 @ | NYG | 5 | 5 | 0.0 | 0.0 | 0 | 0 | 0 | 0 | 0 | |
| 10/12 | CHI | 4 | 4 | 0.0 | 0.0 | 0 | 0 | 0 | 0 | 1 | |
| 10/19 @ | BAL | 6 | 3 | 0.0 | 0.0 | 0 | 0 | 0 | 0 | 1 | |
| 10/26 | DET | 4 | 0 | 0.0 | 0.0 | 0 | 0 | 0 | 0 | 2 | |
| 11/9 @ | TB | 7 | 6 | 0.0 | 0.0 | 0 | 0 | 0 | 0 | 1 | |
| 11/16 @ | CAR | 3 | 2 | 0.0 | 0.0 | 1 | 19 | 0 | 0 | 3 | |
| 11/23 | CLE | 3 | 3 | 0.0 | 0.0 | 1 | 0 | 0 | 0 | 2 | |
| 11/30 | ARI | 6 | 6 | 0.0 | 0.0 | 0 | 0 | 0 | 1 | 1 | |
| 12/8 @ | GB | 5 | 5 | 0 | 0 | 0 | 0 | 0 | 0 | 1 | |
| 12/14 | PIT | 6 | 6 | 0.0 | 0.0 | 0 | 0 | 0 | 0 | 0 | |
| 12/21 @ | NO | 5 | 5 | 0.0 | 0.0 | 1 | 0 | 0 | 0 | 2 | |
| 12/28 | CAR | 1 | 1 | 0.0 | 0.0 | 0 | 0 | 0 | 0 | 1 | |
| TOTALS | | 67 | 57 | 0 | 0 | 3 | 19 | 1 | 1 | 18 | |
| CAREER | | 141 | 115 | 0.0 | 0.0 | 4 | 19 | 2 | 2 | 39 | |

91

COURTNEY UPSHAW

OUTSIDE LINEBACKER

ALABAMA

1ST YEAR WITH FALCONS



HEIGHT:

6'2"

WEIGHT:

272

BIRTHDATE:

12/13/89

NFL EXP:

5 YRS

ACQUIRED:

FA-'16

TRANSACTIONS

- » Originally selected by the Ravens in the second round (35th overall) of the 2012 NFL Draft.
- » Signed by the Atlanta Falcons as a free agent on March 25, 2016.

2016 (FALCONS)

- » Played in 13 games with five starts, posting 23 tackles (14 solo), one sack, three quarterback hits, one tackle for loss, one forced fumble, one fumble recovery, and one pass defense.
- » Notched one tackle in his Falcons debut against Tampa Bay (9/11).
- » Combined with Brooks Reed to drop Carson Palmer for an eight-yard loss against Arizona (11/27).

2015 (RAVENS)

- » Totaled 51 tackles (27 solo), adding career highs in sacks (two), PD (two, tied), FFs (two) and FRs (three), for the NFL's eighth-ranked defense (337.4 ypg), which finished No. 2 overall (291.1 ypg) and No. 1 vs. the pass (183.3 ypg) over the season's final eight games.
- » Registered a critical strip-sack of Rams QB Case Keenum with 41 seconds remaining in the game to set up K Justin Tucker's game-winning FG five plays later in a 16-13 victory in game 10 vs. STL (11/22). Finished the contest with five tackles (four solo), one sack (-5 yards), one forced fumble, one fumble recovery and one QB hit for a defense that allowed 213 total net yards and 2.8 yards per rush (82 yards on 29 carries).
- » Posted 3 stops and 1 PD for a defense that held the Bengals to a then-season-low 86 rushing yards (2.8 avg.), extending its then-NFL-best streak of not allowing a 100-yard rusher to 29 contests in game 3 vs. Cin. (9/27).

CAREER

- » Has seen action in 77 games with 56 starts and has recorded 200 total tackles (120 solo), 21 tackles for loss, seven passes defended, six sacks, six fumble recoveries, and four forced fumbles.
- » Started and tied a career high with 6 tackles (4 solo) at Hou. (12/21/14).
- » Led all Ravens rookies with a career-high 55 tackles (34 solo), 1.5 sacks (-10 yards), 2 PD and 2 FRs while playing in all 16 games (nine starts) in his rookie year (2012).
- » Started his first-career game (recording a career-high 6 tackles, since tied) at Phi. (9/16/12).
- » Played in his first-career NFL game vs. Cin. (9/10/12).
- » Contributed 42 tackles (25 solo) and one PD for a defense that finished second in the league (tied with Philadelphia) with 49 sacks (Buffalo - 54) in 2014. The Ravens allowed the sixth-fewest points per game (18.9) in 2014.
- » Recorded 29 tackles (18 solo), two PD and 1.5 sacks (-13 yards) in 2013.
- » Led all Ravens rookies with a career-high 55 tackles (34 solo), 1.5 sacks (-10 yards), two PD and two FRs as a rookie in 2012. Also contributed five special teams stops in his first season.

COLLEGE

- » Recorded 141 total tackles (88 solo), 17.5 sacks, 36.5 tackles for loss, six forced fumbles, five passes defended, three fumble recoveries, and two defensive touchdowns during his time with the Crimson Tide.
- » Won two national championships at Alabama, and was named the BCS National Championship MVP in 2012.


- » Earned first-team All-American honors by The NFL Draft Report, Football Writers Association, The Sporting News, CBSSports.com, Sports Illustrated and ESPN.com as a senior in 2011 and was a finalist for the Lombardi Award (nation's best LB or interior lineman) and the Butkus Award (nation's top LB)...Ranked third on the team, tying his career high with 52 tackles (37 solo), for National Champion Alabama.
- » Had a team-leading 9.5 sacks (-62 yards), which tied for fourth in the SEC and tied for 16th nationally, en route to earning several All-American and first-team All-Conference honors...Finished second in the SEC and 18th nationally with a team-high 18 TFL (-90 yards), ranking seventh on the school's single-season record list.
- » Registered 2 FFs, 1 PD and intercepted another for a 45-yard TD return...Helped the Crimson Tide lead the nation in rush defense (72.1 ypg), total defense (183.6 ypg) and scoring defense (8.2 ppg) on the way to the National Championship.
- » Earned MVP honors after leading the team with 7 tackles (6 solo) and 1 FF in the BCS National Championship game against LSU.
- » Established a career high with 52 tackles (32 solo), including 51 in the final 10 contests as a junior in 2010...Led the team with 14.5 TFL, including a team-high 7 sacks.
- » Saw action in all 14 games (one start) and recorded 15 tackles (7 solo), including 1 TFL, and 4 QB hurries on the season as a sophomore in 2009.
- » Played in 13 games and netted 22 tackles (12 solo), with 3 TFL, 1 QB pressure and 2 PD as a freshman.
- » Graduated with a degree in human development from Alabama.

PERSONAL

- » Prepped at Eufaula (AL) HS where he started at DE and TE. Rivals.com regarded him as the nation's 12th-best OLB prospect and the ninth-best player in the state, placing a four-star rating on the senior...Earned Alabama Class 5A Lineman of the Year honors from the Alabama Sports Writers Association.
- » Was an ASWA Class 5A All-State selection after posting 150 tackles (95 solo), seven sacks, one INT, three FRs and four PD as a senior... Also caught 20 passes for 496 yards and three TDs...Was a consensus All-State pick as a junior, recording 96 tackles (61 solo) with 12 sacks and three INTs.
- » In 2013, served as a mentor at the Big Brothers Big Sisters of the Greater Chesapeake's MentorZing event...In 2014, Upshaw joined teammate DeAngelo Tyson in donating and distributing 500 books to students at Moravia Park Elementary School (Baltimore City) in an effort to encourage childhood literacy.
- » Visited patients to spread holiday cheer at the Johns Hopkins Children Center.

UPSHAW'S CAREER STATISTICS

| YEAR | | GP/GS | TK | SO | AST | SK | YDS | INT | YDS | LG | TD | PD | FF | FR | YDS | TD |
|-------|-----|-------|-----|-----|-----|-----|------|-----|-----|----|----|----|----|----|-----|----|
| 2012 | BAL | 16/9 | 55 | 34 | 21 | 1.5 | 10.0 | 0 | 0 | 0 | 0 | 1 | 0 | 2 | 5 | 0 |
| 2013 | BAL | 16/13 | 29 | 18 | 11 | 1.5 | 13.0 | 0 | 0 | 0 | 0 | 2 | 0 | 0 | 0 | 0 |
| 2014 | BAL | 16/14 | 42 | 25 | 17 | 0.0 | 0.0 | 0 | 0 | 0 | 0 | 1 | 0 | 0 | 0 | 0 |
| 2015 | BAL | 16/15 | 51 | 29 | 22 | 2.0 | 13.0 | 0 | 0 | 0 | 0 | 2 | 2 | 3 | 0 | 0 |
| 2016 | ATL | 13/5 | 23 | 14 | 9 | 1.0 | 7.0 | 0 | 0 | 0 | 0 | 1 | 1 | 1 | 0 | 0 |
| TOTAL | | 77/56 | 200 | 120 | 80 | 6.0 | 43.0 | 0 | 0 | 0 | 0 | 7 | 3 | 6 | 5 | 0 |

| | | | | |
|----|--|----------------|-----------------------|---|
| 28 | TERRON WARD RUNNING BACK OREGON STATE 2ND YEAR WITH FALCONS | | |  |
| | HEIGHT: 5'7" | WEIGHT: 201 | BIRTHDATE: 2/15/92 | |

TRANSACTIONS

- » Signed by the Falcons as a college free agent on May 3, 2015.

2016 (FALCONS)

- » Has played in five games, logging 31 carries for 151 yards (4.9 ypc) while also adding one reception for 11 yards.

2015 (FALCONS)

- » Played in 13 games as a reserve running back in 2015. Logged 95 yards on 29 carries (3.3 yards per carry) with one touchdown. Added nine receptions for 73 yards. Also provided solid pass protection, helping Matt Ryan throw for more than 4,000 yards.
- » Scored his first career touchdown on an eight-yard run against Houston (10/4). Finished the game with a game-high 72 yards on 19 carries and one score. Also added one reception for 18 yards.

COLLEGE


- » Finished his career with the Beavers with 1,843 rushing yards and 22 rushing touchdowns. Also recorded 87 receptions for 664 receiving yards.
- » He was a key player on the Beavers' special team units as well.

PERSONAL

- » Is a native Antioch, CA and attended De La Salle High School.
- » His brother T.J. Ward is a safety for the Denver Broncos.
- » He majored in new media communication.



Terron Ward played in 13 games as a rookie in 2016.

| | | | | |
|------------------------|--|---|--------------------------|----------------------------|
| 56 | SEAN WEATHERSPOON LINEBACKER MISSOURI 6TH YEAR WITH FALCONS |  | | |
| HEIGHT: 6'2" | WEIGHT: 244 | BIRTHDATE: 12/29/87 | NFL EXP: 7 YRS | ACQUIRED: FA-'16 |

TRANSACTIONS

- » Selected as a first round (19th pick overall) draft choice by Atlanta in 2010.
- » Signed by the Arizona Cardinals on March 11, 2015.
- » Signed by the Atlanta Falcons on March 10, 2016.

2016 (FALCONS)

- » Played in four games, posted 27 tackles (21 solo) with two tackles for loss before being placed on injured reserve.
- » Notched four tackles (three solo) in the season opener against Tampa Bay (9/11).
- » Started at linebacker and played 72 of 75 defensive snaps at Oakland (9/18). Posted nine total tackles (eight solo).
- » Collared four tackles (two solo) with one tackle for loss against Carolina (10/2). Helped limit the Panthers to 49 rushing yards on 15 carries.

2015 (CARDINALS)

- » Played in 14 games, posting 11 tackles (nine solo) and helping the Cardinals advance to the NFC Championship game.

CAREER

- » Has played in 65 career games, including 44 starts while tallying 365 total tackles (266 solo) with eight sacks, 16 passes defended, two fumble recoveries, one forced fumble, and one interception return for a touchdown.
- » In four seasons with the Falcons, played in 47 games with 41 starts while posting 336 tackles (223 solo) with eight sacks, 16 passes defended, two fumble recoveries, one forced fumble, and one interception.
- » Played in seven games with seven starts in 2013. Tallied 43 total tackles (45 solo) with one tackle for loss, one interception, and three passes defended.

- » Scored his first career touchdown at Green Bay (12/8), returning an interception 71 yards for a score inside the final two minutes of the first half. The touchdown marked Atlanta's third defensive score of the season.
- » Weatherspoon's 71-yard interception-TD was the 11th interception returned at least 70 yards for a score in franchise history and was the longest since CB Asante Samuel returned an interception 79 yards for a touchdown against Oakland in 2013. Finished the game with seven tackles (four solo), one interception and one pass defended at Green Bay (12/8/13).
- » Claimed a leadership role on the Falcons defense in 2012, taking over play calling duties in his third NFL season. Posted 114 tackles (84 solo), finishing second on the team second behind fellow linebacker Stephen Nicholas.
- » Notched six tackles for loss, while adding three sacks, one interception, one forced fumble, one fumble recovery, and four passes defended in 2012.
- » Helped the Falcons post one of the League's top scoring defenses in 2012. Atlanta allowed 18.7 points per game, which was the fifth-best mark in League.
- » Had a breakout sophomore season in 2011, starting all 16 games at linebacker and posting career-highs with 127 tackles (86 solo) and 4.0 sacks. Also added one fumble recovery and eight passes defended.
- » Made a key stop of RB Toby Gerhart on fourth and goal from the two-yard line that sealed a 24-14 victory over the Minnesota Vikings (11/27/11).
- » Played in 11 games with six starts in his rookie season in 2010, missing five games due to injury, and contributed with 52 tackles (38 solo) and one sack.
- » Notched a career-high 10 tackles (eight solo) and his first career sack, dragging down Cardinals QB Derek Anderson in a win against Arizona (9/19/10).

- » Posted nine tackles (eight solo) in his NFL debut at Pittsburgh (9/12/10).

COLLEGE

- » A standout linebacker at the University of Missouri where he started each of his final 41 games.
- » Recorded 413 career tackles (240 solo), 12.5 sacks, 43.5 tackles for loss, four interceptions (two returned for touchdowns), five forced fumbles, one fumble recovery and 17 passes defended.
- » Graduated as the third player in school history to lead the team in tackles three times in a career as his 413 stops rank third in school history and 10th on the Big 12 Conference all-time list.
- » As a senior, was voted team captain while earning Butkus Award finalist, Lombardi Award semifinalist and Lott Trophy quarterfinalist honors.
- » Named a first-team All-Big 12 selection from 2007-09 as he averaged 132 tackles per season over that time span.
- » His 155 tackles in 2008 rank second on the Tigers season-record list, while finishing fifth nationally that season.
- » Graduated ranking 13th on the school career chart with 12.5 sacks.

PERSONAL

- » Attended Jasper High School and was named the Texas District 22-3A Player of the Year as a senior after recording 98 tackles, eight tackles for loss, four sacks and two interceptions.


- » Added second-team all-state honors while competing as a receiver. Finished with 27 catches for 428 yards and seven touchdowns.
- » Was named a first-team all-district selection as a junior and was chosen as the Class 22-3A Defensive Newcomer of the Year as a sophomore.
- » Was an all-state selection in track and an all-district honoree in basketball.
- » Cousin of former WNBA star, Teresa Weather- spoon.
- » His full name is Franklin De'Sean Weather- spoon.
- » A native of Jasper, Texas.
- » In 2012, hosted a youth football camp at Flowery Branch High School for the local youth to participate. Weatherspoon was joined by several NFL players, including teammates Shann Schillinger, William Moore and Thomas De- Coud.
- » Participated in Fashion Funds the Cure, a fashion show to benefit the Rally Foundation, a local childhood cancer research foundation. Falcons players served as escorts and models with local children who have been afflicted with cancer.
- » In 2010, was a participant in the Atlanta Falcons Rookie Club sponsored by UnitedHealth- care of Georgia, this program gives the players the opportunity to take part in several chari- table events.

WEATHERSPOON'S CAREER STATISTICS

| YEAR | GP/GS | TK | SO | AST | SK | YDS | INT | YDS | LG | TD | PD | FF | FR | YDS | TD |
|--------------|-------|--------------|------------|------------|-----------|------------|-------------|----------|-----------|----------|----------|-----------|----------|----------|----------|
| 2010 | ATL | 11/5 | 52 | 38 | 14 | 1.0 | 9.0 | 0 | 0 | 0 | 0 | 1 | 0 | 0 | 0 |
| 2011 | ATL | 16/16 | 127 | 86 | 41 | 4.0 | 35.0 | 0 | 0 | 0 | 0 | 8 | 0 | 1 | 0 |
| 2012 | ATL | 13/13 | 114 | 84 | 30 | 3.0 | 10.0 | 1 | 6 | 6 | 0 | 4 | 1 | 1 | 0 |
| 2013 | ATL | 7/7 | 34 | 28 | 6 | 0.0 | 0.0 | 1 | 71 | 0 | 0 | 1 | 1 | 0 | 0 |
| 2015 | ARI | 14/0 | 11 | 9 | 2 | 0.0 | 0.0 | 0 | 0 | 0 | 0 | 0 | 0 | 0 | 0 |
| 2016 | ATL | 4/3 | 27 | 21 | 6 | 0.0 | 0.0 | 0 | 0 | 0 | 0 | 0 | 0 | 0 | 0 |
| TOTAL | | 65/44 | 365 | 266 | 99 | 8.0 | 54.0 | 2 | 77 | 6 | 0 | 14 | 2 | 2 | 0 |

WEATHERSPOON'S BEST GAMES

| TACKLES | SACKS | FORCED FUMBLES | FUMBLE RECOVERIES |
|-----------------------|-----------------------|------------------|------------------------|
| 13 at TB (9/25/11) | 1.0, Eight Times | 1 @ SD (9/23/12) | 1, Two Times |
| 12, Two Times | Last at WAS (10/7/12) | | Last vs. DEN (9/17/11) |
| Last at WAS (10/7/12) | | | |

14**ERIC WEEMS****WIDE RECEIVER**BETHUNE-COOKMAN
7TH YEAR WITH FALCONS**HEIGHT:**
5'9"**WEIGHT:**
195**BIRTHDATE:**
7/4/85**NFL EXP:**
10 YRS**ACQUIRED:**
FA-'14**TRANSACTIONS**

- » Originally signed by Atlanta as an undrafted rookie free agent on May 1, 2007.
- » Signed to the Atlanta practice squad following the 2007 training camp and was elevated to the 53-man roster for the final regular season game.
- » Waived by the Falcons at the end of the 2008 training camp on August 30 and signed to the Atlanta practice squad the following day. Signed to the Atlanta active roster on November 19, 2008.
- » Signed by the Falcons as a free agent on July 30, 2011.

2016 (FALCONS)

- » Averaged 11.4 yards per punt return and 23.0 yards per kickoff return in 2016.
- » Returned two punts for 22 yards and three kickoffs for 85 yards against Tampa Bay (9/11). Averaged 28.3 yards per kickoff return, which ranked fourth in the NFL after Week 1.
- » Had the longest punt return of his career at Oakland (9/18). Broke free for a 73-yard return with 1:53 remaining in the first half to set up a 20-yard field goal by K Matt Bryant.

2015 (FALCONS)

- » Played in all 16 games seeing action at wide receiver and serving as the kick and punt returner. Returned 19 punts for 221 yards and averaged 11.6 yards per return. Also logged 403 yards on 15 kickoff returns, averaging 26.9 yards per return, and posted eight special teams tackles.
- » Saw action at wide receiver and on special teams against Houston (10/4). Returned two punts for 29 yards with an 18-yard long return. Also returned one kickoff for 29 yards, his longest return of the year.

- » Returned two punts for 23 yards and two kickoffs for 58 yards against Tampa Bay (11/1). Posted a season-long 24 yard punt return.
- » Averaged 19 yards on four punt returns and 28.8 yards on four kickoff returns at San Francisco (11/8). His 191 total return yards were a career high.

CAREER

- » In 10 seasons, has seen action in 135 games with seven starts. Earned his first Pro Bowl selection in 2010 as a special teamer. Has recorded 1,309 punt return yards on 121 punt returns (10.7 ypr) with one touchdown and 4,012 kickoff return yards on 165 returns (24.3 ypr) with one touchdown. Offensively, has posted 38 receptions for 353 yards with four scores.
- » Played in all 16 games in 2014. Saw action mostly on special teams. Recorded 10 receptions for 102 yards, which was a career high, and two touchdowns. Recorded 11 special teams tackles, one forced fumble and two fumble recoveries.
- » Caught a five yard touchdown pass, his first of the season. Also saw action on special teams at Green Bay (12/8/14).
- » Played in all 16 games as a core member of the Bears special teams units in 2013 tallying 13 special teams tackles. Returned five kickoffs for 57 yards with a long of 19 yards. Also added one reception for eight yards.
- » Appeared in 16 games with one start in first season with the Bears in 2012. Returned 13 kicks for 231 yards (17.8 avg). Also added 12 special teams tackles and recorded two catches for 27 yards.
- » Set an NFL postseason record with a 102-yard kickoff return touchdown in Atlanta's 2011 Divisional playoff game against Green Bay.

- » Set a Falcons franchise record with a 102-yard kickoff return touchdown at Tampa Bay in 2010.
- » Competed in all 16 games with four starts serving as a wide receiver and the team's punt and kickoff returner in 2010. Totaled six receptions for 61 yards, 40 kickoff returns for 1,100 yards and one touchdown as well as 18 punt returns for 230 yards and one touchdown.
- » Earned his first career Pro Bowl selection after ranking third in the NFL in kickoff return average and posting both one kickoff return touchdown and one punt return touchdown.
- » Earned NFC Special Teams Player of the Week honors after notching a franchise record 102-yard kickoff return for a touchdown at Tampa Bay (12/5/10). His return sparked the Falcons to a 28-24 come-from-behind win against their NFC South rivals.
- » Named to the PFW/PFWA All-NFL Team after posting a 27.5-yard kickoff return average and leading the team with 16 special teams tackles.
- » Appeared in all 16 games in 2009. Posted a career-high 1,214 kickoff return yards, which ranked eighth in NFL and fourth in NFC. Added 270 yards on 27 punt returns, 10 special teams tackles, and six receptions for 50 yards (8.3 ypr) with two touchdowns. Also logged eight carries for 53 yards (6.6 ypc).
- » Was named NFC Special Teams Player of the Month in December (2010) after posting a franchise record 102-yard kickoff return for a touchdown and a 55-yard punt return for a touchdown. Weems also added five special teams tackles during the month.
- » Appeared in all 16 games in 2009. Posted a career-high 1,214 kickoff return yards, which ranked eighth in NFL and fourth in NFC. Added 270 yards on 27 punt returns, 10 special teams tackles, and six receptions for 50 yards (8.3 ypr) with two touchdowns. Also logged eight carries for 53 yards (6.6 ypc).
- » Played in six games in 2008, posting three special teams tackles, a 19-yard punt return, and a four-yard reception.

COLLEGE

- » Posted 178 receptions for 2,533 yards with 19 touchdowns in 42 games as a member of the Bethune-Cookman Wildcats.
- » Recorded career highs in catches (62), receiving yards (864) and touchdowns (nine) as a senior in 2006 and tallied the sixth-most touchdowns scored in a single season in MEAC history (10).

PERSONAL

- » Prepped at Seabreeze (Ormond Beach, FL) High School where he was named an all-state and all-area performer.
- » Earned team MVP honors as a senior after collaring 97 tackles and two sacks as a defensive back.
- » Participated in basketball and earned all-area honors by averaging 23.5 points per game with four steals and nine rebounds.

| WEEMS' CAREER STATISTICS | | | | | | | | | | | |
|--------------------------|--------------|-----------|------------|------------|-----------|----------|----------|-----------|------------|-----------|----------|
| | | RECEIVING | | | | | RUSHING | | | | |
| YEAR | GP/GS | REC | YDS | AVG | LG | TD | ATT | YDS | AVG | LG | TD |
| 2007 ATL | 1/0 | 0 | 0 | 0.0 | 0 | 0 | 0 | 0 | 0.0 | 0 | 0 |
| 2008 ATL | 6/0 | 1 | 4 | 4.0 | 4 | 0 | 0 | 0 | 0.0 | 0 | 0 |
| 2009 ATL | 16/0 | 6 | 50 | 8.3 | 30t | 2 | 8 | 53 | 6.6 | 31 | 0 |
| 2010 ATL | 16/4 | 6 | 61 | 10.1 | 18 | 0 | 0 | 0 | 0.0 | 0 | 0 |
| 2011 ATL | 16/2 | 11 | 90 | 8.2 | 18 | 0 | 0 | 0 | 0.0 | 0 | 0 |
| 2012 CHI | 16/1 | 2 | 27 | 13.5 | 18 | 0 | 0 | 0 | 0.0 | 0 | 0 |
| 2013 CHI | 16/0 | 1 | 8 | 8.0 | 8 | 0 | 0 | 0 | 0.0 | 0 | 0 |
| 2014 ATL | 16/0 | 10 | 102 | 10.2 | 40 | 2 | 0 | 0 | 0.0 | 0 | 0 |
| 2015 ATL | 16/0 | 1 | 11 | 11.0 | 11 | 0 | 1 | 4 | 4.0 | 4 | 0 |
| 2016 ATL | 16/0 | 0 | 0 | 0.0 | 0 | 0 | 0 | 0 | 0.0 | 0 | 0 |
| TOTALS | 135/7 | 38 | 353 | 9.3 | 40 | 4 | 9 | 57 | 6.3 | 31 | 0 |

| WEEMS' RETURN STATISTICS | | | | | | | | | | | | |
|--------------------------|-----|-----|--------------|-------|------|-----|----|-----------------|-------|------|------|----|
| | | | PUNT RETURNS | | | | | KICKOFF RETURNS | | | | |
| YEAR | NO | | FC | YDS | AVG | LG | TD | NO | YDS | AVG | LG | TD |
| 2008 | ATL | 0 | 0 | 0 | 0.0 | 0 | 0 | 1 | 19 | 19.0 | 19 | 0 |
| 2009 | ATL | 27 | 14 | 270 | 10.0 | 28 | 0 | 48 | 1,214 | 25.3 | 62 | 0 |
| 2010 | ATL | 18 | 19 | 230 | 12.8 | 55t | 1 | 40 | 1,100 | 27.5 | 102t | 1 |
| 2011 | ATL | 32 | 19 | 315 | 9.8 | 42 | 0 | 24 | 563 | 23.5 | 37 | 0 |
| 2012 | CHI | 1 | 1 | 0 | 0.0 | 0 | 0 | 13 | 231 | 17.8 | 27 | 0 |
| 2013 | CHI | 0 | 1 | 0 | 0.0 | 0 | 0 | 5 | 57 | 11.4 | 19 | 0 |
| 2014 | ATL | 0 | 0 | 0 | 0.0 | 0 | 0 | 2 | 34 | 17.0 | 17 | 0 |
| 2015 | ATL | 19 | 16 | 221 | 11.6 | 41 | 0 | 15 | 403 | 26.9 | 50 | 0 |
| 2016 | ATL | 24 | 21 | 273 | 11.4 | 73 | 0 | 17 | 391 | 23.0 | 42 | 0 |
| TOTALS | | 121 | 91 | 1,309 | 10.8 | 73 | 1 | 165 | 4,012 | 24.3 | 102t | 1 |

- » Additional Statistics: Totaled three special teams tackles in 2008, 10 special teams stops in 2009, a team high 16 special teams tackles in 2010, eight special teams tackles in 2015, and 15 in 2016.
- » Recorded an NFL Playoff record 102-yard kickoff return touchdown in Atlanta's 2011 Divisional Round playoff game against Green Bay.



Eric Weems set a franchise record with a 102-yard kickoff return TD in the 2011 Divisional playoff.

41**PHILIP WHEELER****LINEBACKER**

GEORGIA TECH

2ND YEAR WITH FALCONS

**HEIGHT:****6'2"****WEIGHT:****245****BIRTHDATE:****12/12/84****NFL EXP:****9 YRS****ACQUIRED:****FA-'15****TRANSACTIONS**

- » Originally selected by the Indianapolis Colts in the third round (93rd overall) of the 2008 NFL Draft out of Georgia Tech.
- » Was signed by the Oakland Raiders on March 30, 2012.
- » Signed by the Miami Dolphins on March 12, 2013.
- » Signed by the San Francisco 49ers on April 30, 2015.
- » Signed by the Atlanta Falcons as a free agent on October 20, 2015.
- » Re-signed by the Falcons on March 24, 2016.

2016 (FALCONS)

- » Played in 16 games with three starts while posting 28 tackles (18 solo) with one quarterback hit, and two tackles for loss.

2015 (FALCONS)

- » Saw action in nine games with two starts. Collared 29 tackles (21 solo), one sack, and one forced fumble.
- » Saw action at linebacker and collared two tackles and his first sack as a Falcon at Jacksonville (12/20). Dropped QB Blake Bortles for a five-yard loss to run his career sack total to 6.5.
- » Notched three tackles against Carolina (12/27). Helped the defense hold the Panthers to their lowest point total of the season (13) and limit QB Cam Newton to 4.7 yards per pass attempt, his lowest mark of the year.

CAREER

- » Has played in 133 games with 66 starts over nine NFL seasons. Has tallied 513 tackles (351) with 6.5 sacks, 24 tackles for loss, five forced fumbles, two fumble recoveries, and 15 passes defended.

- » Wheeler played in 61 games with 24 starts for the Colts, and recorded 141 total tackles (62 solo), touchdown and 3,218 kickoff return yards on 133 returns (24.2 ypr) with one touchdown. Offensively, has posted 37 receptions for 342 yards with four scores.
- » Spent the 2014 and 2015 seasons with the Dolphins, where he played in 31 games with 20 starts and posted 164 total tackles (118 solo).
- » Started all 16 games in 2012 for the Raiders, tallying 109 total tackles, three sacks and two forced fumbles.
- » Notched a career-high 10 tackles (eight solo) and his first career sack, dragging down Cardinals QB Derek Anderson in a win against Arizona (9/19/10).
- » Posted nine tackles (eight solo) in his NFL debut at Pittsburgh (9/12/10).

COLLEGE

- » A standout linebacker at Georgia Tech, Wheeler began his career as an outside linebacker before moving to the middle. He was a member of the 2007 preseason watch list for the Bednarik, Nagurski and Lombardi awards.
- » Started 38 career games including 27 consecutive and played in 51 career games. Was selected to play in the Senior Bowl, where he made three solo tackles.
- » Started all 13 games in 2007 and rarely came out of a game. Led the team in total tackles (89) - 11 more than any other Yellow Jacket - 46 of his 89 tackles were solos. Also ranked among the team leaders in TFLs (9.0).
- » Was Tech's leader in sacks with 9.0 and tackles for loss (14.5), ranking fourth in the ACC in both categories in 2006. His nine sacks equaled the 10th-best season total in school history. Also ranked second on the team in tackles with 89. Added five pass breakups, two fumble recoveries and one forced fumble.

COLLEGE

- » First-team all-state selection in Class AAAA by the Atlanta Journal-Constitution. Also named an Honorable mention all-region selection by PrepStar. Recorded 106 tackles with 34 tackles for loss and five forced fumbles as a senior.

Was a team captain and four-year letterman for coach Charles Flowers at Shaw High where he helped his team to state title as a sophomore.

- » Mother is Phyllis Dent . . . Born Dec. 12, 1984.
- » Majored in management.

15**NICK WILLIAMS****WIDE RECEIVER**CONNECTICUT
2ND YEAR WITH FALCONSHEIGHT:
5'10"WEIGHT:
184BIRTHDATE:
11/23/90NFL EXP:
3 YRSACQUIRED:
FA-'15**TRANSACTIONS**

- » Originally signed as a college free agent by the Washington Redskins on May 2, 2013.
- » Signed by the Falcons as a free agent on February 24, 2015.

2016 (FALCONS)

- » Signed to the active roster on December 9, 2016.
- » Caught four passes for 49 yards in Atlanta's Week 14 win at Los Angeles (12/11).
- » Played in two games, catching five passes for 59 yards (11.8 yards per catch).

2015 (FALCONS)

- » Saw action in 14 games. Caught 17 passes for 159 yards (9.4 yards per catch) with two touchdowns in his first season in Atlanta.
- » Caught a season-high three passes for 43 yards, including the longest play of the game at 24 yards, at Tennessee (10/25).
- » Caught three passes for 16 yards, including his first career touchdown against Minnesota (11/29).
- » Caught a four-yard touchdown pass from QB Matt Ryan at Tampa Bay (12/6). Posted a receiving touchdown in back-to-back games in Weeks 12 & 13.

CAREER

- » Has played in 21 career games, five in Washington and 16 in Atlanta, catching 25 passes for 233 yards with two touchdowns.


COLLEGE

- » Appeared in 42 games at UConn from 2009-12. Recorded 43 career receptions for 588 yards and two receiving touchdowns; 11 career rushing attempts for 43 yards and one rushing touchdown.

- » Amassed 2,045 yards on 79 career kick returns with two touchdowns, an average of 25.9 yards per return with a career long of 100 yards. Also had 52 punt returns for 470 yards with two touchdowns and a long of 80 yards.
- » Holds the school record for career kickoff return yards (2,045) and ranks second in yards per return (25.9). He is the only player in UConn history with at least two kickoff returns and two punt returns for touchdowns in a career.
- » As a senior in 2012, earned second-team All-Big East honors after finishing with 253 punt return yards and two touchdowns. Had 334 receiving yards and one rushing touchdown.
- » In 2011, appeared in 12 games as the primary kickoff returner for UConn with 37 returns for 920 yards and an average of 24.9 yards per return.
- » In 2010, finished ranked first in the nation in kickoff returns with a single season record 35.29 yards per return, earning first-team All-Big East honors.
- » Was only the second player in school history to have two kickoff returns for a touchdown in a single season.
- » In 2009, appeared in seven games as a true freshman.

PERSONAL

- » Attended the Hun School in Princeton, NJ. As a senior in 2008, was named the Trenton Times Player of the Year. Earned all-conference honors on both offense and defense as a junior and senior. As a sophomore, in 2006 earned all-conference honors on defense with 11 interceptions.
- » Was an economics major at UConn.

| | | | | |
|------------------------|-----------------------|--|--------------------------|---|
| 55 | | PAUL WORRILOW LINEBACKER DELAWARE 4TH YEAR WITH FALCONS | |  |
| HEIGHT: 6'0" | WEIGHT: 230 | BIRTHDATE: 5/1/90 | NFL EXP: 4 YRS | ACQUIRED: CFA-'13 |

TRANSACTIONS

- » Signed by the Falcons as a college free agent on April 29, 2013.

2016 (FALCONS)

- » Saw action on defense and special teams in 12 games with one start this season, totaling 15 tackles (10 solo).
- » Recovered a fumble on the opening kickoff at Los Angeles (12/11), leading to a three-yard touchdown pass from Matt Ryan to Justin Hardy.

2015 (FALCONS)

- » Started 15 games and led the team with 98 tackles (65). Added two interceptions, one forced fumble, one fumble recovery, and three passes defended.
- » Notched a game-high 13 tackles (nine solo) against Philadelphia (9/14). Posted double-digit tackles for the 14th time in his career.
- » Posted three tackles (two solo) at New York (9/20). Helped anchor a run defense that held the Giants to under 100 yards on the ground.
- » Started a middle linebacker and notched five tackles at Dallas (9/27). Helped to anchor a defense that held the Cowboys to 52 total net yards in the second half, including minus-four rushing yards.
- » Started at middle linebacker and recorded nine tackles (eight solo) with one tackle for loss against Washington (10/11). Helped the Falcons defense hold the Redskins to 51 rushing yards and 2.1 yards per carry.
- » Notched his first career INT at Tennessee (10/25). Picked off QB Zach Mettenberger at the Falcons four-yard line to keep the Titans off the scoreboard at the end of the first half. Finished the game with five tackles and two passes defended.

- » Started at linebacker and posted six tackles (four solo) with one interception and one fumble recovery against Indianapolis (11/22). Picked off QB Matt Hasselbeck's first pass attempt of the game and recovered a fumble on the Colts second drive.

- » Led the team with 10 total tackles (six solo) with one tackle for loss and one forced fumble at Tampa Bay (12/6). Posted double-digit tackles for the second time in 2015 and the 17th time in his career.

CAREER

- » In four seasons with the Falcons, has seen action in 59 games with 44 starts while totaling 404 tackles (259 solo), four sacks, two interceptions, three forced fumbles, and three fumbles recoveries.
- » Started all 16 games and lead the team with 155 total tackles (92 solo), two sacks and two forced fumbles in 2014. Continued to build on his impressive rookie season with eight double-digit tackle games, which was a team high.
- » Played in 16 games with 12 starts in 2013. Posted a team-high 137 total tackles (92 solo) after notching 21 total tackles in the first seven games. According to Stats LLC., his back-to-back 19-tackle performances were tied for the best single-game total by any Falcon defender since 1994.
- » Became the first undrafted rookie to lead the team in tackles in 2013.
- » Was the third rookie to lead the team in tackles joining Tommy Nobis (1966), Buddy Curry (1980), Rick Bryan (1984).
- » Joined Falcons Ring of Honor member Jessie Tuggle as the only players in franchise history to record 15-or-more tackles twice in one season (since 1994).
- » According to Stats LLC., his 19 tackles were the third-most in a single game in 2013 behind Carolina's LB Luke Kuechly & Buffalo's LB Kiko Alonso.

COLLEGE

- » Was a four-year starter at linebacker for the University of Delaware.
- » Led the Blue Hens with 107 total tackles (57 solo) in 2012 while adding nine tackles for loss and three sacks.

PERSONAL

- » Played linebacker, running back, and offensive guard at Concord High School in Wilmington,

DE. Was named state Defensive Player of the Year as a senior and led Concord to the 2006 state Division II title and a berth in the state semifinals in 2005 and 2007.

- » Was a nominee for the Allstate AFCA Good Works team for outstanding community service. Majored in history education.

WORRILOW'S CAREER STATISTICS

| YEAR | GP/GS | TK | SO | AST | SK | YDS | INT | YDS | LG | TD | PD | FF | FR | YDS | TD |
|--------------|--------------|------------|------------|------------|------------|-------------|----------|-----------|-----------|----------|----------|----------|----------|----------|----------|
| 2013 | ATL 16/12 | 137 | 92 | 45 | 2.0 | 7.0 | 0 | 0 | 0 | 0 | 1 | 0 | 0 | 0 | 0 |
| 2014 | ATL 16/16 | 155 | 92 | 63 | 2.0 | 11.0 | 0 | 0 | 0 | 0 | 2 | 2 | 0 | 0 | 0 |
| 2015 | ATL 15/15 | 98 | 65 | 33 | 0.0 | 0.0 | 2 | 22 | 11 | 0 | 3 | 1 | 1 | 0 | 0 |
| 2016 | ATL 12/1 | 15 | 10 | 5 | 0.0 | 0.0 | 0 | 0 | 0 | 0 | 0 | 0 | 1 | 0 | 0 |
| TOTAL | 59/44 | 405 | 259 | 146 | 4.0 | 18.0 | 2 | 22 | 11 | 0 | 6 | 2 | 2 | 0 | 0 |

WORRILOW'S DOUBLE-DIGIT TACKLE GAMES

| DATE | OPP | TCK | DATE | OPP | TCK |
|----------|-------|-----|----------|-------|-----|
| 12/6/15 | @ TB | 10 | 9/7/14 | NO | 17 |
| 9/14/15 | PHI | 13 | 12/29/13 | CAR | 13 |
| 12/21/14 | @ NO | 10 | 12/8/13 | @ GB | 12 |
| 12/14/14 | PIT | 11 | 12/1/13 | @ BUF | 10 |
| 11/16/14 | @ CAR | 10 | 11/21/13 | NO | 10 |
| 11/9/14 | @ TB | 11 | 11/17/13 | @ TB | 16 |
| 10/19/14 | @ BAL | 10 | 11/10/13 | SEA | 19 |
| 10/5/14 | @ NYG | 14 | 11/3/13 | @ CAR | 19 |
| 9/14/14 | @ CIN | 14 | | | |




LB Paul WorriLOW notched the first INT of his career on 10/25/15 at Tennessee.



2016 ATLANTA FALCONS

ROOKIES

RISE UP

| | | | | | |
|-----------|---|-----------------------|------------------------------|----------------------|---|
| 22 | KEANU NEAL SAFETY FLORIDA | | | |  |
| | HEIGHT: 6"1' | WEIGHT: 216 | BIRTHDATE: 7/26/95 | NFL EXP: R | ACQUIRED: D1-'16 |

TRANSACTIONS

- » Selected by the Falcons in the first round (17th overall) of the 2016 NFL Draft.

2016 (FALCONS)

- » Started all 14 games in which he played. His 105 total tackles (72 solo) ranked second to fellow rookie Deion Jones for the team lead. Ranked second to Jones in tackles among all rookies. Also added two tackles for loss, five forced fumbles, one fumble recovery and seven passes defended.
- » His five forced fumbles are the most by a defensive back since Dwight Lowery had five in 2008.
- » Made his playoff debut with a team-high nine tackles (eight solo) in Atlanta's Divisional Round win over Seattle.

COLLEGE

- » Started 19 of the 34 games he played in during his three years as a Gator. During his first year as a starter in 2014 he racked up 45 total tackles and three interceptions, which was the second highest total on the team. Two of those interceptions that season came against the University of Kentucky, which became a new career high for most interceptions in a game.
- » Played in 12 games and started 11 times at safety as a senior in 2015. Finished third on the team with 96 total tackles, including a team-high 51 solo tackles. Had 3.5 tackles-for-loss and 2.0 sacks on the year. Posted a career high 14 tackles against Tennessee and at LSU. Led the team in tackles five times on the season.
- » Played in 10 games, starting eight times at safety in 2014. Totaled 45 tackles on the season and ranked second with three interceptions. Earned Honorable Mention CFPA Defensive

2016 GAME-BY-GAME STATISTICS

| DATE | OPP | TK | SO | SK | YDS | INT | YDS | FF | FR | PD |
|---------------|------|------------|-----------|------------|------------|----------|----------|----------|----------|----------|
| 9/11 | TB | | | | | | | | | |
| 9/18 | @OAK | | | | | | | | | |
| 9/26 | @NO | 4 | 3 | 0.0 | 0.0 | 0 | 0 | 0 | 0 | 1 |
| 10/2 | CAR | 9 | 6 | 0.0 | 0.0 | 0 | 0 | 0 | 0 | 0 |
| 10/9 | @DEN | 8 | 6 | 0.0 | 0.0 | 0 | 0 | 1 | 0 | 0 |
| 10/16 | @SEA | 11 | 5 | 0.0 | 0.0 | 0 | 0 | 1 | 0 | 1 |
| 10/23 | SD | 9 | 7 | 0.0 | 0.0 | 0 | 0 | 0 | 0 | 0 |
| 10/30 | GB | 8 | 4 | 0.0 | 0.0 | 0 | 0 | 1 | 0 | 0 |
| 11/3 | @TB | 8 | 6 | 0.0 | 0.0 | 0 | 0 | 0 | 0 | 0 |
| 11/23 | @PHI | 9 | 9 | 0.0 | 0.0 | 0 | 0 | 1 | 0 | 1 |
| 11/27 | ARI | 6 | 4 | 0.0 | 0.0 | 0 | 0 | 0 | 0 | 0 |
| 12/4 | KC | 7 | 3 | 0.0 | 0.0 | 0 | 0 | 0 | 0 | 0 |
| 12/11 | @LA | 8 | 6 | 0.0 | 0.0 | 0 | 0 | 0 | 0 | 1 |
| 12/18 | SF | 10 | 5 | 0.0 | 0.0 | 0 | 0 | 0 | 1 | 2 |
| 12/24 | @CAR | 3 | 3 | 0.0 | 0.0 | 0 | 0 | 0 | 0 | 1 |
| 1/1 | NO | 5 | 5 | 0.0 | 0.0 | 0 | 0 | 1 | 0 | 1 |
| TOTALS | | 105 | 72 | 0.0 | 0.0 | 0 | 0 | 5 | 1 | 8 |
| CAREER | | 105 | 72 | 0.0 | 0.0 | 0 | 0 | 5 | 1 | 8 |

2016 POSTSEASON STATISTICS

| DATE | OPP | TK | SO | SK | YDS | INT | YDS | FF | FR | PD |
|---------------|-----|-----------|-----------|------------|------------|----------|----------|----------|----------|----------|
| 1/14 | SEA | 9 | 8 | 0.0 | 0.0 | 0 | 0 | 0 | 0 | 0 |
| 1/22 | GB | 6 | 5 | 0.0 | 0.0 | 0 | 0 | 0 | 0 | 0 |
| TOTALS | | 15 | 13 | 0.0 | 0.0 | 0 | 0 | 0 | 0 | 0 |

Back of the Week honors after his performance at Alabama, leading the team with 10 tackles while forcing a fumble and returning a fumble 49 yards for a touchdown. Also led the team in tackles against Missouri (10 tackles) and East Carolina (8). Named to the SEC Academic Honor Roll.

- » Played in all 12 games as a true freshman in 2013. Was a key member on special teams who tied for the team lead with five special teams tackles. Also saw time as a backup at safety.
- » Joined Florida teammate Vernon Hargreaves III to become the second set of SEC defensive backs from the same school to be selected during the first round of the NFL Draft.

COLLEGE

» Totaled over 70 tackles and had four interceptions as a senior at South Sumter. Was an All-State selection as a junior. Invited to “The Opening”, an all-star summer prospect camp held on the Nike Campus.

» As a junior, Neal had 151 tackles (68 solo, 83 assists), four interceptions, one of which he returned 20 yards for a touchdown, as well as four forced fumbles, five pass deflections and one offensive touchdown as a goal-line full-back.

» Picked the Gators over offers from UCF, USF, Duke, Georgia Tech, Kentucky and South Carolina...Coached by Inman Sherman.

NEAL'S CAREER STATISTICS

| YEAR | GP/GS | TK | SO | AST | SK | YDS | INT | YDS | LG | TD | PD | FF | FR | YDS | TD | |
|-------|-------|-------|-----|-----|----|-----|-----|-----|----|----|----|----|----|-----|----|---|
| 2016 | ATL | 14/14 | 105 | 72 | 33 | 0.0 | 0.0 | 0 | 0 | 0 | 0 | 7 | 5 | 1 | 0 | 0 |
| TOTAL | | 14/14 | 105 | 72 | 33 | 0.0 | 0.0 | 0 | 0 | 0 | 0 | 7 | 5 | 1 | 0 | 0 |

NEAL'S POSTSEASON STATISTICS

| YEAR | GP/GS | TK | SO | AST | SK | YDS | INT | YDS | LG | TD | PD | FF | FR | YDS | TD |
|-------|-------|-----|----|-----|----|-----|-----|-----|----|----|----|----|----|-----|----|
| 2016 | ATL | 2/2 | 15 | 13 | 2 | 0.0 | 0.0 | 0 | 0 | 0 | 0 | 0 | 0 | 0 | 0 |
| TOTAL | | 2/2 | 15 | 13 | 2 | 0.0 | 0.0 | 0 | 0 | 0 | 0 | 0 | 0 | 0 | 0 |

NEAL'S COLLEGE STATISTICS

| YEAR | | GP/GS | TK | SO | AST | SK | YDS | INT | YDS | LG | TD | PD | FF | FR | YDS | TD |
|-------|----|-------|-----|----|-----|-----|------|-----|-----|----|----|----|----|----|-----|----|
| 2013 | UF | 12/0 | 5 | 3 | 2 | 0.0 | 0.0 | 0 | 0 | 0 | 0 | 0 | 0 | 0 | 0 | 0 |
| 2014 | UF | 10/8 | 45 | 25 | 20 | 0.0 | 0.0 | 3 | 0 | 0 | 0 | 7 | 1 | 1 | 0 | 0 |
| 2015 | UF | 12/11 | 96 | 51 | 45 | 2.0 | 25.0 | 1 | 0 | 0 | 0 | 2 | 1 | 0 | 0 | 0 |
| TOTAL | | 34/19 | 146 | 79 | 67 | 2.0 | 25.0 | 4 | 0 | 0 | 0 | 9 | 2 | 1 | 0 | 0 |



Keanu Neal's 105 total tackles ranked second among all rookies.

| | | | | | |
|-----------|---|------------|----------------|----------|---|
| 45 | DEION JONES LINEBACKER LOUISIANA STATE UNIVERSITY | | | |  |
| | HEIGHT: | WEIGHT: | BIRTHDATE: | NFL EXP: | ACQUIRED: |
| | 6"1' | 227 | 11/4/94 | R | D2-'16 |

TRANSACTIONS

- » Selected by the Falcons in the second round (52nd overall) of the 2016 NFL Draft.

2016 (FALCONS)

- » Has played in 15 games with 13 starts. Tied for the team lead with 106 total tackles (75 solo). Has also added three interceptions, two touchdowns, two quarterback hits, four tackles for loss, two forced fumbles and 11 passes defensed.
- » Started at linebacker in his NFL debut against Tampa Bay (9/11). Posted six tackles (five solo) with one quarterback hit.
- » Started at linebacker and recorded his first career double-digit tackle game, logging 10 stops (seven solo) at Oakland (9/18).
- » Totaled nine tackles, one interception and two passes defensed at New Orleans (9/26). Lifted the Falcons to victory with a 90-yard pick six in the third quarter. His interception return is tied for the third longest in franchise history with Ken Reaves and trails only Tom Pridemore (101), Chevis Jackson (95).
- » Earned NFC Defensive Rookie of the Month in September. Recorded 25 total tackles, which led all rookies in that category during the month.
- » Notched his second double-digit tackle game with 11 stops (nine solo) at Philadelphia (11/13). Also added one pass defense.
- » Grabbed his third interception of the season and second touchdown in Atlanta's 42-14 win over Los Angeles (12/11). The rookie from LSU intercepted Jared Goff and returned the pick 33 yards for a score. With the INT, Jones became just the fourth Falcon - first Falcons rookie - to return two interceptions for touchdowns in a single season.

2016 GAME-BY-GAME STATISTICS

| DATE | OPP | TK | SO | SK | YDS | INT | YDS | FF | FR | PD |
|---------------|------|------------|-----------|------------|------------|----------|------------|----------|----------|-----------|
| 9/11 | TB | 6 | 5 | 0.0 | 0.0 | 0 | 0 | 0 | 0 | 0 |
| 9/18 | @OAK | 10 | 7 | 0.0 | 0.0 | 0 | 0 | 0 | 0 | 0 |
| 9/26 | @NO | 9 | 8 | 0.0 | 0.0 | 1 | 90t | 0 | 0 | 2 |
| 10/2 | CAR | 5 | 4 | 0.0 | 0.0 | 0 | 0 | 0 | 0 | 0 |
| 10/9 | @DEN | | | | INACTIVE | | | | | |
| 10/16 | @SEA | 4 | 1 | 0.0 | 0.0 | 0 | 0 | 1 | 0 | 1 |
| 10/23 | SD | 7 | 5 | 0.0 | 0.0 | 1 | 42 | 0 | 0 | 1 |
| 10/30 | GB | 4 | 3 | 0.0 | 0.0 | 0 | 0 | 0 | 0 | 0 |
| 11/3 | @TB | 6 | 6 | 0.0 | 0.0 | 0 | 0 | 0 | 0 | 0 |
| 11/23 | @PHI | 11 | 9 | 0.0 | 0.0 | 0 | 0 | 0 | 0 | 1 |
| 11/27 | ARI | 5 | 3 | 0.0 | 0.0 | 0 | 0 | 0 | 0 | 0 |
| 12/4 | KC | 7 | 4 | 0.0 | 0.0 | 0 | 0 | 0 | 0 | 0 |
| 12/11 | @LA | 5 | 4 | 0.0 | 0.0 | 1 | 33t | 0 | 0 | 2 |
| 12/18 | SF | 8 | 3 | 0.0 | 0.0 | 0 | 0 | 1 | 0 | 0 |
| 12/24 | @CAR | 13 | 8 | 0.0 | 0.0 | 0 | 0 | 0 | 0 | 1 |
| 1/1 | NO | 6 | 5 | 0.0 | 0.0 | 0 | 0 | 0 | 0 | 3 |
| TOTALS | | 106 | 75 | 0.0 | 0.0 | 3 | 90t | 2 | 0 | 11 |
| CAREER | | 106 | 75 | 0.0 | 0.0 | 3 | 90t | 2 | 0 | 8 |

2016 POSTSEASON STATISTICS

| DATE | OPP | TK | SO | SK | YDS | INT | YDS | FF | FR | PD |
|---------------|-----|-----------|----------|------------|------------|----------|-----------|----------|----------|----------|
| 1/14 | SEA | 5 | 3 | 0.0 | 0.0 | 1 | 28 | 0 | 0 | 1 |
| 1/22 | GB | 6 | 5 | 0.0 | 0.0 | 0 | 0 | 0 | 0 | 1 |
| TOTALS | | 11 | 8 | 0.0 | 0.0 | 1 | 28 | 0 | 0 | 2 |

- » Set a career high with 13 total tackles (eight solo) at Carolina (12/24) in Week 16, logging his third career game with 10+ tackles.
- » Sealed Atlanta's Divisional Round playoff win when he intercepted a Russell Wilson pass with just over two minutes remaining in the game. Added five tackles and one tackle for loss.

COLLEGE

- » Played in 51 games with 12 starts, with 11 of those starts coming last season during his senior year for the Tigers. Jones made the most of his senior season by leading LSU in tackles with 100. He recorded a total of 165 tackles, 21.0 tackles for loss, and 5.0 sacks during his career in Baton Rouge.

- » Earned recognition as a permanent team captain for the 2015 season in a post-season vote by the team. Was also named LSU's defensive MVP for 2015, along with defensive back Jamal Adams.
- » Played in all 12 games with 11 starts as a senior in 2015. Named one of five finalists for the Butkus Award, which is given annually to the top linebacker in college football.
- » Led Tigers with 100 tackles and 13.5 tackles for loss. Also added 5.0 sacks, six QB hurries and a pair of interceptions. Posted double-digit tackles in six of LSU's 12 games, including a career-best 14 stops against Ole Miss.
- » Saw action in all 13 games and started at Will linebacker in place of Kwon Alexander versus Louisiana Monroe during his junior season in 2014. Tallied 27 total tackles and 3.5 tackles for a loss. His eight special teams tackles ranked third on the team.
- » Played in all 13 games as a sophomore in 2013. Continued to make his mark as a hard-hitting player on kickoff coverage. Tallied 15 total tackles.
- » Saw action in 13 games as a true freshman. Made an impact on kickoff coverage and finished the year with 23 tackles, most of which came on special teams. Also added three tackles for loss and recovered a fumble.

PERSONAL

- » Led Jesuit High School to one of the best seasons in school history as a senior, finishing 12-1 and reaching the quarterfinals of the 5A playoffs. Named LSWA Class 5A Outstanding Defensive Player and first-team All-State in 2011 after posting 179 tackles, eight sacks, five forced fumbles, three interceptions and three fumble recoveries.
- » Named the New Orleans 5A Catholic League Defensive Player of the Year in 2011. Also named to the New Orleans Times-Picayune 2012 Blue Chip list and was listed on the 2011 Jackson Clarion Herald Elite Football Team in addition to earning the New Orleans Times-Picayune Metro Defensive Player of the Year award.
- » Parents are Cal and Tahonas Jones. Nicknamed "Debo". Has a sister, Cassidy. Majored in sport administration.

JONES' CAREER STATISTICS

| YEAR | GP/GS | TK | SO | AST | SK | YDS | INT | YDS | LG | TD | PD | FF | FR | YDS | TD |
|--------------|-------|--------------|------------|-----------|-----------|------------|------------|----------|------------|------------|----------|-----------|----------|----------|----------|
| 2016 | ATL | 15/13 | 106 | 75 | 31 | 0.0 | 0.0 | 3 | 165 | 90t | 2 | 11 | 2 | 0 | 0 |
| TOTAL | | 15/13 | 106 | 75 | 31 | 0.0 | 0.0 | 3 | 165 | 90t | 2 | 11 | 2 | 0 | 0 |

JONES' POSTSEASON STATISTICS

| YEAR | GP/GS | TK | SO | AST | SK | YDS | INT | YDS | LG | TD | PD | FF | FR | YDS | TD |
|--------------|-------|------------|-----------|----------|----------|------------|------------|----------|-----------|-----------|----------|----------|----------|----------|----------|
| 2016 | ATL | 2/2 | 11 | 8 | 3 | 0.0 | 0.0 | 1 | 28 | 28 | 0 | 2 | 0 | 0 | 0 |
| TOTAL | | 2/2 | 11 | 8 | 3 | 0.0 | 0.0 | 1 | 28 | 28 | 0 | 2 | 0 | 0 | 0 |

JONES' COLLEGE STATISTICS

| YEAR | GP/GS | TK | SO | AST | SK | YDS | INT | YDS | LG | TD | PD | FF | FR | YDS | TD |
|--------------|-------|--------------|------------|-----------|-----------|------------|-----------|----------|-----------|-----------|----------|----------|----------|----------|----------|
| 2012 | LSU | 13/0 | 23 | 8 | 15 | 0.0 | 0.0 | 0 | 0 | 0 | 0 | 0 | 1 | 0 | 0 |
| 2013 | LSU | 13/0 | 15 | 6 | 9 | 0.0 | 0.0 | 0 | 0 | 0 | 0 | 0 | 0 | 0 | 0 |
| 2014 | LSU | 13/1 | 27 | 9 | 18 | 0.0 | 0.0 | 0 | 0 | 0 | 1 | 0 | 1 | 0 | 0 |
| 2015 | LSU | 12/11 | 100 | 57 | 43 | 5.0 | 37.0 | 2 | 26 | 26 | 3 | 1 | 0 | 0 | 0 |
| TOTAL | | 51/12 | 165 | 80 | 85 | 5.0 | 37 | 2 | 26 | 26 | 4 | 1 | 2 | 0 | 0 |

81**AUSTIN HOOPER****TIGHT END****STANFORD****HEIGHT:****6"4'****WEIGHT:****254****BIRTHDATE:****10/29/94****NFL EXP:****R****ACQUIRED:****D3-'16****TRANSACTIONS**

- » Selected by the Falcons in the third round (81st overall) of the 2016 NFL Draft.

2016 (FALCONS)

- » In 14 games, Hooper caught 19 passes for 271 yards (14.3 yards per reception) with three touchdowns.
- » Made his NFL debut against Tampa Bay (9/11), catching one pass for 14 yards.
- » Had a breakout game at Oakland (9/18). Caught three passes for 84 yards, including a 44-yard grab. Combined with TE Jacob Tamme (75 yards) to become the first set of tight ends in franchise history to have 75+ receiving yards in the same game.
- » Caught his first career touchdown on a 42-yard deep ball from QB Matt Ryan against Carolina (10/2).
- » Pulled in his second career touchdown on a two-yard pass from Matt Ryan at Tampa Bay (11/3). Finished the game with three catches for 46 yards (15.3 YPC).
- » Caught his third career touchdown pass on a nine-yard reception against San Francisco (12/18).

COLLEGE

- » Played in 27 games in his two years as a Cardinal. Caught 74 passes for 937 yards and eight touchdowns during his career.
- » During his sophomore year in 2015, Hooper was a Mackey Award finalist and was selected to the All-Pac 12 first team. He recorded 34 catches for 438 yards and six receiving touchdowns during his final year at Stanford.

- » Also earned third team All-America honors from the AP and second team honors from Phil Steele.

- » Earned freshman All-American and second-team All-Pac 12 honors in 2014 after posting 40 catches for 499 yards and two touchdowns.

PERSONAL

- » Attended De La Salle (Calif.) while playing for head coach Bob Ladouceur. Was a 2012 Tacoma News Tribune Western 100 and a two-time San Francisco Chronicle all-Metro selection.
- » Led De La Salle to the 2010, 2011 and 2012 CIF Open Division state titles. De La Salle went 15-0 and ranked No. 1 nationally by ESPN and MaxPreps in 2012.
- » Caught 11 passes for 293 yards and three touchdowns with 39 tackles and 8.0 sacks in 2012. Posted nine catches for 182 yards and two touchdowns with 46 tackles and 10.5 sacks in 2011.
- » Lettered in track and field and was all-league in the shot put with a 57-8 personal best.
- » Born in San Mateo, Calif. His full name is Austin Manuel Hooper. Parents are Michael and Lillian Hooper. His father played football at San Diego State while his uncle also played at Stanford. His brother, Justin, plays baseball at UCLA. Majored in Psychology.


| HOOPER'S CAREER STATISTICS | | | | | | | | | | | | |
|----------------------------|-------|--|-----------|-----|------|----|----|---------|-----|-----|----|----|
| | | | RECEIVING | | | | | RUSHING | | | | |
| YEAR | GP/GS | | REC | YDS | AVG | LG | TD | ATT | YDS | AVG | LG | TD |
| 2016 ATL | 14/3 | | 19 | 271 | 14.3 | 44 | 3 | 0 | 0 | 0.0 | 0 | 0 |
| TOTALS | 14/3 | | 19 | 271 | 14.3 | 44 | 3 | 0 | 0 | 0.0 | 0 | 0 |

| HOOPER'S POSTSEASON STATISTICS | | | | | | | | | | | | |
|--------------------------------|-------|--|-----------|-----|------|----|----|---------|-----|-----|----|----|
| | | | RECEIVING | | | | | RUSHING | | | | |
| YEAR | GP/GS | | REC | YDS | AVG | LG | TD | ATT | YDS | AVG | LG | TD |
| 2016 ATL | 2/1 | | 3 | 33 | 11.0 | 15 | 0 | 0 | 0 | 0.0 | 0 | 0 |
| TOTALS | 2/1 | | 3 | 33 | 11.0 | 15 | 0 | 0 | 0 | 0.0 | 0 | 0 |

| HOOPER'S COLLEGE STATISTICS | | | | | | | | | | | | |
|-----------------------------|-------|--|-----------|-----|------|----|----|---------|-----|-----|----|----|
| | | | RECEIVING | | | | | RUSHING | | | | |
| YEAR | GP/GS | | REC | YDS | AVG | LG | TD | ATT | YDS | AVG | LG | TD |
| 2014 STAN | 13/10 | | 40 | 499 | 12.5 | 37 | 2 | 0 | 0 | 0.0 | 0 | 0 |
| 2015 STAN | 14/- | | 34 | 438 | 12.9 | 42 | 6 | 0 | 0 | 0.0 | 0 | 0 |
| TOTALS | 27/10 | | 74 | 937 | 12.7 | 42 | 8 | 0 | 0 | 0.0 | 0 | 0 |



TE Austin Hooper caught the first touchdown of his career against the Panthers in Week 4.

| | | | | | |
|----|---|-----------------------|-----------------------------|----------------------|---|
| 59 | DE'VONDRE CAMPBELL LINEBACKER MINNESOTA | | | |  |
| | HEIGHT: 6"5' | WEIGHT: 239 | BIRTHDATE: 7/1/93 | NFL EXP: R | ACQUIRED: D4-'16 |

TRANSACTIONS

- » Selected by the Falcons in the fourth round (115th overall) of the 2016 NFL Draft.

2016 (FALCONS)

- » In 10 games, notched 48 tackles (35 solo) with five tackles for loss, one quarterback hit, one forced fumble, one interception, and seven passes defended.
- » Started at linebacker in his NFL debut against Tampa Bay (9/11). Posted four tackles (four solo) with one tackle for loss.
- » Inactive at Oakland (9/18) due to an ankle injury.
- » Set a career high with 10 tackles (six solo) against San Diego (10/23).
- » Snagged his first career interception, picking off QB Carson Palmer, to seal Atlanta's 38-19 win over Arizona (11/27). Added four tackles and three passes defended.

COLLEGE

- » Played in 39 games with 27 starts during his three years with the Gophers. He finished his career at Minnesota with 208 tackles, 16 tackles for loss, and 6.5 sacks.
- » During his senior season, Campbell was named All-Big Ten Honorable Mention after recording a team high four sacks, and posting three straight games with double-digit tackles.
- » In 2015, competed in 13 games and started 11. finished third on the team with 92 tackles, including 6.5 tackles for loss (team-high 4.0 sacks). Broke up three passes to go along with an interception and forced fumble.
- » Started all 13 games as a junior in 2014 and was named an Academic All-Big Ten selection. Finished third on the team with 75 tackles and added 6.5 tackles for loss with 2.5 sacks. Recovered three fumbles, returned an interception for a touchdown, and broke up one pass.

2016 GAME-BY-GAME STATISTICS

| DATE | OPP | TK | SO | SK | YDS | INT | YDS | FF | FR | PD |
|---------------|------|-----------|-----------|------------|------------|----------|----------|----------|----------|----------|
| 9/11 | TB | 4 | 4 | 0.0 | 0.0 | 0 | 0 | 0 | 0 | 0 |
| 9/18 | @OAK | | | | INACTIVE | | | | | |
| 9/26 | @NO | | | | INACTIVE | | | | | |
| 10/2 | CAR | | | | INACTIVE | | | | | |
| 10/9 | @DEN | | | | INACTIVE | | | | | |
| 10/16 | @SEA | 3 | 2 | 0.0 | 0.0 | 0 | 0 | 0 | 0 | 0 |
| 10/23 | SD | 10 | 6 | 0.0 | 0.0 | 0 | 0 | 0 | 0 | 0 |
| 10/30 | GB | 5 | 4 | 0.0 | 0.0 | 0 | 0 | 0 | 0 | 0 |
| 11/3 | @TB | 9 | 8 | 0.0 | 0.0 | 0 | 0 | 1 | 0 | 1 |
| 11/23 | @PHI | 2 | 1 | 0.0 | 0.0 | 0 | 0 | 0 | 0 | 1 |
| 11/27 | ARI | 4 | 4 | 0.0 | 0.0 | 1 | 7 | 0 | 0 | 3 |
| 12/4 | KC | 5 | 3 | 0.0 | 0.0 | 0 | 0 | 0 | 0 | 0 |
| 12/11 | @LA | 1 | 1 | 0.0 | 0.0 | 0 | 0 | 0 | 0 | 1 |
| 12/18 | SF | 1 | 0 | 0.0 | 0.0 | 0 | 0 | 0 | 0 | 0 |
| 12/24 | @CAR | | | | INACTIVE | | | | | |
| 1/1 | NO | 4 | 2 | 0.0 | 0.0 | 0 | 0 | 0 | 0 | 1 |
| TOTALS | | 48 | 35 | 0.0 | 0.0 | 1 | 7 | 1 | 0 | 7 |
| CAREER | | 48 | 35 | 0.0 | 0.0 | 1 | 7 | 1 | 0 | 7 |

2016 POSTSEASON STATISTICS

| DATE | OPP | TK | SO | SK | YDS | INT | YDS | FF | FR | PD |
|---------------|-----|----------|----------|------------|------------|----------|----------|----------|----------|----------|
| 1/14 | SEA | 4 | 3 | 0.0 | 0.0 | 0 | 0 | 0 | 0 | 0 |
| 1/22 | GB | 3 | 2 | 0.0 | 0.0 | 0 | 0 | 0 | 0 | 0 |
| TOTALS | | 7 | 5 | 0.0 | 0.0 | 0 | 0 | 0 | 0 | 0 |

- » Played in 13 games and started three as a sophomore. Notched 41 tackles, including 3.0 tackles for loss. Broke up one pass and forced one fumble. Made his Minnesota debut against UNLV after transferring from Hutchinson Community College. Recorded three solo tackles, including one tackle for loss in that game.

PERSONAL

- » Helped lead Hutchinson Community College to a 9-3 record and a win in the 2012 Salt City Bowl. Collared 83 tackles (25 solo), averaging 6.9 tackles per game. Recorded eight tackles for loss, 3.5 sacks, four passes defended and one fumble recovery. Also returned an interception 34 yards for a touchdown.
- » Son of Luther and Cathryn Campbell. Earned his degree in business and marketing education and is currently working on his certificate program in human resource development.

CAMPBELL'S CAREER STATISTICS

| YEAR | GP/GS | TK | SO | AST | SK | YDS | INT | YDS | LG | TD | PD | FF | FR | YDS | TD |
|--------------|-------|--------------|-----------|-----------|-----------|------------|------------|----------|----------|----------|----------|----------|----------|----------|----------|
| 2016 | ATL | 11/10 | 48 | 35 | 13 | 0.0 | 0.0 | 1 | 7 | 0 | 0 | 7 | 1 | 0 | 0 |
| TOTAL | | 11/10 | 48 | 35 | 13 | 0.0 | 0.0 | 1 | 7 | 0 | 0 | 7 | 1 | 0 | 0 |

CAMPBELL'S POSTSEASON STATISTICS

| YEAR | GP/GS | TK | SO | AST | SK | YDS | INT | YDS | LG | TD | PD | FF | FR | YDS | TD |
|--------------|-------|------------|----------|----------|----------|------------|------------|----------|----------|----------|----------|----------|----------|----------|----------|
| 2016 | ATL | 2/2 | 7 | 5 | 2 | 0.0 | 0.0 | 0 | 0 | 0 | 0 | 0 | 0 | 0 | 0 |
| TOTAL | | 2/2 | 7 | 5 | 2 | 0.0 | 0.0 | 0 | 0 | 0 | 0 | 0 | 0 | 0 | 0 |

CAMPBELL'S COLLEGE STATISTICS

| YEAR | GP/GS | TK | SO | AST | SK | YDS | INT | YDS | LG | TD | PD | FF | FR | YDS | TD |
|--------------|-------|--------------|------------|------------|-----------|------------|------------|----------|-----------|-----------|----------|----------|----------|----------|----------|
| 2013 | MIN | 13/3 | 39 | 25 | 14 | 0.0 | 0.0 | 0 | 0 | 0 | 0 | 1 | 0 | 0 | 0 |
| 2014 | MIN | 13/13 | 75 | 49 | 26 | 2.5 | 0.0 | 1 | 30 | 30 | 0 | 1 | 0 | 3 | 0 |
| 2015 | MIN | 13/11 | 92 | 53 | 39 | 4.0 | 0.0 | 1 | -3 | -3.0 | 0 | 3 | 1 | 0 | 0 |
| TOTAL | | 39/27 | 206 | 127 | 79 | 6.5 | 0.0 | 2 | 30 | 30 | 0 | 4 | 2 | 3 | 0 |



LB De'Vondre Campbell made his first career start in the season opener against Tampa Bay.

| | | | | |
|------------------------|---|---|----------------------|----------------------------|
| 71 | WES SCHWEITZER GUARD SAN JOSE STATE |  | | |
| HEIGHT: 6"5' | WEIGHT: 314 | BIRTHDATE: 9/11/93 | NFL EXP: R | ACQUIRED: D6-'16 |

TRANSACTIONS

- » Selected by the Falcons in the sixth round (195th overall) of the 2016 NFL Draft.

2016 (FALCONS)


- » Inactive in all 16 games this season.

COLLEGE

- » Played in 38 games for the Spartans, including 37 straight between 2013 and 2015.
- » During his senior season, blocked for a team that averaged 27.9 points per game, 182.9 rushing yards per game and 221.7 passing yards per game. Was one of four co-captains on last year's team and was a four-time academic all-conference honoree.
- » Played in all 13 games in 2014 and anchored a unit that had three freshman starters. Named the team's Scholar-Athlete for the third year in a row
- » One of three offensive linemen to play and start all 12 games in 2013. Was a key member of an offensive line that helped set a school record, averaging 493.2 yards of total offense per game.
- » Played in seven games with one start at left tackle as a redshirt freshman in 2012. Named the team's Scholar-Athlete at the team's annual awards banquet.

PERSONAL

- » Helped lead Hutchinson Community College to a 9-3 record and a win in the 2012 Salt City Bowl. Collared 83 tackles (25 solo), averaging 6.9 tackles per game. Recorded eight tackles for loss, 3.5 sacks, four passes defended and one fumble recovery. Also returned an interception 34 yards for a touchdown.
- » A versatile offensive lineman at Chaparral High in Scottsdale, Ariz. Led his teams to a combined 27-1 win-loss record in 2009 and 2010 in Class 5A2 competition. As a senior, was an all-state selection by multiple outlets and was a first team all-city and all-region player.

| | | | | |
|-------------------------------|---|---|-----------------------------|-----------------------------------|
| 87 | DEVIN FULLER WIDE RECEIVER UCLA |  | | |
| HEIGHT: 6"0' | WEIGHT: 200 | BIRTHDATE: 1/29/94 | NFL EXP: R | ACQUIRED: D7-'16 |

TRANSACTIONS

- » Selected by the Falcons in the seventh round (238th overall) of the 2016 NFL Draft.


COLLEGE

- » Saw action in 45 games during his four year tenure with UCLA. Racked up 146 catches for 1,322 yards, while also hauling in 10 touchdowns as a Bruin.
- » Fuller's 146 career receptions ranked sixth on UCLA's all-time list. Fuller also saw action as a kickoff and punt returner, racking up 969 career return yards.
- » Saw action in 11 games and made seven starts in 2015. One of the top kick returners in the nation, returning 12 punts for an 11.8-yard average and 17 kickoffs for a 24.2-yard mark. Presented the Captain Don Brown Memorial Award for Most Improved Player (Offense) at the annual team banquet.
- » In 2014, ranked second on the team with 59 catches, the 10th-highest single season total in school history. His 93-yard scoring reception against Utah was tied for the second-longest in school history. He had at least four catches in nine games.
- » Ranked second on the team with 43 catches and four touchdown receptions in 2013. Played in 12 games and made 10 starts, earning honorable mention all-conference honors. Returned eight kickoffs for a 28.0-yard average. Also threw a touchdown pass to QB Brett Hundley at Utah.
- » Saw action in nine games, with two starts, at receiver in 2012. Made 20 catches for 145 yards and two scores. Returned nine kickoffs for an 18.6-yard average and a long of 36 yards. Set a Bruin true freshman record with seven catches in the Pac 12 Championship Game for a total of 42 yards.

PERSONAL

- » Played four varsity seasons at Northern Valley Regional HS for coach Brian Dunn as a quarterback and defensive back. Given a four-star ranking according to scout.com and was the nation's No. 3 quarterback.
- » Played in the U.S. Army AllAmerica Bowl and earned All-America honors from Tom Lemming and SuperPrep. Was also a Maxwell Award finalist. Finished his career with over 10,000 yards of total offense (6,148 passing, 4,589 rushing) and 118 touchdowns (58 passing, 60 rushing). Also made 40 tackles and two interceptions as a defensive back.
- » As a senior, he completed 127 of 195 passes for 2,247 yards and 20 touchdowns, nine interceptions. Added 120 rushes for 1,326 yards and 17 touchdowns.
- » As a junior, he completed 95 of 143 passes for 1,886 yards and 20 touchdowns, five interceptions while also rushing for 2,306 yards and 32 touchdowns.
- » Earned four letters in track (100-10.7, 200-21.6 and 400m- 48.0). Also earned one letter in basketball.
- » Lists his biggest thrill in sports as throwing a touchdown pass in the state championship game with 23 seconds left. Hobbies include music and staying active. Enjoys singing and is interested in a possible broadcasting career. Was a Sociology major at UCLA.

| FULLER'S CAREER STATISTICS | | | | | | | | | | | |
|-----------------------------------|--------------|------------|--------------|------------|------------|-----------|----------|----------|------------|----------|----------|
| | | RECEIVING | | | | | RUSHING | | | | |
| YEAR | GP/GS | REC | YDS | AVG | LG | TD | ATT | YDS | AVG | LG | TD |
| 2012 UCLA | 9/2 | 20 | 145 | 7.3 | - | 2 | 1 | 0 | 0.0 | - | 0 |
| 2013 UCLA | 12/10 | 43 | 471 | 11.0 | - | 4 | 4 | 8 | 2.0 | - | 1 |
| 2014 UCLA | 13/- | 59 | 447 | 7.6 | 99t | 1 | 1 | -2 | -2.0 | - | 0 |
| 2015 UCLA | 11/7 | 24 | 259 | 10.8 | - | 3 | 0 | 0 | 0.0 | - | 0 |
| TOTALS | 45/19 | 146 | 1,322 | 9.1 | 99t | 10 | 6 | 6 | 1.0 | - | 1 |

| | | | | |
|--|------------|---|----------|---------------|
| <div>82</div> <div>JOSHUA PERKINS</div> <div>TIGHT END</div> <div>WASHINGTON</div> | |  | | |
| HEIGHT: | WEIGHT: | BIRTHDATE: | NFL EXP: | ACQUIRED: |
| 6'3" | 223 | 8/5/93 | R | FA-'16 |

TRANSACTIONS

- » Signed by the Atlanta Falcons as a college free agent following the 2016 NFL Draft.

2016 (FALCONS)

- » Inactive against Tampa Bay (9/11) at Oakland (9/18), at New Orleans (9/26), against Carolina (10/2), at Denver (10/9), at Seattle (10/16), against San Diego (10/23), and against Green Bay (10/30).
- » Made his NFL debut at Tampa Bay (11/3).
- » Caught his first NFL pass against San Francisco (12/18), pulling in an eight-yard reception to set up a five-yard score by Devonta Freeman in the first quarter.
- » Caught his first career touchdown on a 26-yard pass from Matt Ryan to cap Atlanta's opening drive at Carolina (12/24) in Week 16.

COLLEGE

- » Played in all 13 games, starting eight as a senior in 2015... earned honorable mention All-Pac-12 ... named a midseason All-America first-teamer by SI.com.

PERSONAL

- » Attended Gahr High School and during his senior year he was a First-team all-area selection. He caught 70 passes for 1,072 yards and 11 touchdowns ... in top game of senior season, caught 12 passes for 170 yards and two scores.

| | | | | | |
|---------|-------------------|------------|----------|-----------|---|
| 34 | BRIAN POOLE | | | |  |
| | SAFETY FLORIDA | | | | |
| HEIGHT: | WEIGHT: | BIRTHDATE: | NFL EXP: | ACQUIRED: | |
| 5'9" | 213 | 10/20/92 | R | FA-'16 | |

TRANSACTIONS

- » Signed by the Atlanta Falcons as a college free agent following the 2016 NFL Draft.

2016 (FALCONS)

- » Played in all 16 games with nine starts after making the team as a college free agent. Recorded 57 tackles (41 solo), nine passes defended, three tackles for loss, one sack, and two fumble recoveries.
- » Started and played 41 of 64 defensive snaps against Tampa Bay (9/11). Posted three tackles (two solo) in his NFL debut.
- » Played 49 of 75 defensive snaps at Oakland (9/18). Collared four total tackles (three solo) and added one tackle on special teams. According to Pro Football Focus, allowed two receptions for 12 yards on three targets.
- » Started and notched two tackles with a pair of pass breakups against Carolina (10/2).
- » Started at cornerback at Philadelphia (11/13), posting a pair of tackles and recovering a fumble.
- » Posted the first sack of his career against Arizona (11/27). Dropped QB Carson Palmer for an eight-yard loss on a second-down play in the fourth quarter.

COLLEGE

- » Played in all 14 games and started six times at the nickel position in 2015...Totaled 40 tackles on the season and was second on the team with 10 pass breakups...Also had 3.5 tackles-for-loss and recovered a fumble.

2016 GAME-BY-GAME STATISTICS

| DATE | OPP | TK | SO | SK | YDS | INT | YDS | FF | FR | PD |
|--------|------|----|----|-----|-----|-----|-----|----|----|----|
| 9/11 | TB | 3 | 2 | 0.0 | 0.0 | 0 | 0 | 0 | 0 | 0 |
| 9/18 | @OAK | 4 | 3 | 0.0 | 0.0 | 0 | 0 | 0 | 0 | 0 |
| 9/26 | @NO | 6 | 3 | 0.0 | 0.0 | 0 | 0 | 0 | 0 | 1 |
| 10/2 | CAR | 2 | 1 | 0.0 | 0.0 | 0 | 0 | 0 | 0 | 2 |
| 10/9 | @DEN | 2 | 0 | 0.0 | 0.0 | 0 | 0 | 0 | 0 | 0 |
| 10/16 | @SEA | 4 | 2 | 0.0 | 0.0 | 0 | 0 | 0 | 0 | 0 |
| 10/23 | SD | 2 | 1 | 0.0 | 0.0 | 0 | 0 | 0 | 0 | 1 |
| 10/30 | GB | 6 | 5 | 0.0 | 0.0 | 0 | 0 | 0 | 0 | 0 |
| 11/3 | @TB | 3 | 3 | 0.0 | 0.0 | 0 | 0 | 0 | 1 | 2 |
| 11/23 | @PHI | 2 | 2 | 0.0 | 0.0 | 0 | 0 | 0 | 1 | 0 |
| 11/27 | ARI | 5 | 4 | 1.0 | 8.0 | 0 | 0 | 0 | 0 | 0 |
| 12/4 | KC | 4 | 4 | 0.0 | 0.0 | 0 | 0 | 0 | 0 | 0 |
| 12/11 | @LA | 3 | 3 | 0.0 | 0.0 | 0 | 0 | 0 | 0 | 0 |
| 12/18 | SF | 7 | 5 | 0.0 | 0.0 | 0 | 0 | 0 | 0 | 0 |
| 12/24 | @CAR | 1 | 1 | 0.0 | 0.0 | 0 | 0 | 0 | 0 | 1 |
| 1/1 | NO | 3 | 2 | 0.0 | 0.0 | 0 | 0 | 0 | 0 | 2 |
| TOTALS | | 57 | 41 | 1.0 | 8.0 | 0 | 0 | 0 | 2 | 9 |
| CAREER | | 57 | 41 | 1.0 | 8.0 | 0 | 0 | 0 | 2 | 9 |

2016 POSTSEASON STATISTICS

| DATE | OPP | TK | SO | SK | YDS | INT | YDS | FF | FR | PD |
|--------|-----|----|----|-----|-----|-----|-----|----|----|----|
| 1/14 | SEA | 4 | 4 | 0.0 | 0.0 | 0 | 0 | 0 | 0 | 0 |
| 1/22 | GB | 7 | 6 | 0.0 | 0.0 | 0 | 0 | 0 | 0 | 0 |
| TOTALS | | 11 | 10 | 0.0 | 0.0 | 0 | 0 | 0 | 0 | 0 |

- » In 2014, he played in all 12 games and started 10 times...Played corner and nickel positions... Totaled 45 tackles and led the team with four interceptions on the year...Ranked fifth in the SEC in passes defended per game (1.17).

PERSONAL

- » Participant in the 2012 Under Armour All-American Game...Selected to the AP Class 5A All-State First Team.
- » Led Southeast High School to the regional finals and a 7-3 record as a senior.

POOLE'S CAREER STATISTICS


| YEAR | GP/GS | TK | SO | AST | SK | YDS | INT | YDS | LG | TD | PD | FF | FR | YDS | TD | |
|-------|-------|------|----|-----|----|-----|-----|-----|----|----|----|----|----|-----|----|---|
| 2016 | ATL | 16/9 | 57 | 41 | 16 | 1.0 | 8.0 | 0 | 0 | 0 | 0 | 9 | 0 | 2 | 10 | 0 |
| TOTAL | | 16/9 | 57 | 41 | 16 | 1.0 | 8.0 | 0 | 0 | 0 | 0 | 9 | 0 | 2 | 10 | 0 |

POOLE'S CAREER STATISTICS

| YEAR | GP/GS | TK | SO | AST | SK | YDS | INT | YDS | LG | TD | PD | FF | FR | YDS | TD |
|-------|-------|-----|----|-----|----|-----|-----|-----|----|----|----|----|----|-----|----|
| 2016 | ATL | 2/1 | 11 | 10 | 1 | 0.0 | 0.0 | 0 | 0 | 0 | 0 | 0 | 0 | 0 | 0 |
| TOTAL | | 2/1 | 11 | 10 | 1 | 0.0 | 0.0 | 0 | 0 | 0 | 0 | 0 | 0 | 0 | 0 |



CB Brian Poole notched his first career INT at Carolina in Week 16.

| | | | | |
|-------------------------------------|---|---|----------------------------------|--|
| <div>20</div> | <div>SHARROD NEASMAN</div> <div>SAFETY</div> <div>FLORIDA ATLANTIC</div> |  | | |
| <div>HEIGHT:</div> <div>5'11"</div> | <div>WEIGHT:</div> <div>213</div> | <div>BIRTHDATE:</div> <div>10/14/91</div> | <div>NFL EXP:</div> <div>R</div> | <div>ACQUIRED:</div> <div>FA-'16</div> |

TRANSACTIONS

- » Signed by the Atlanta Falcons as a college free agent following the 2016 NFL Draft.

2016 (FALCONS)

- » Promoted to the active roster on October 18. Has seen action in two games, totaling two tackles (one solo).

COLLEGE

- » Team Captain as a senior in 2015. He was named the team's 2015 Student-Athlete of the Year.

- » Started at nickel for the Owls in 2014. Ended his junior campaign fifth on the team with 60 tackles, two interceptions and three passes defended...named the team's Comeback Player of the Year at the season ending banquet.

PERSONAL

- » Attended Braden River High School.
- » Majored in Mechanical engineering major.



2016 ATLANTA FALCONS
GAMEBOOK

RISE UP

National Football League Game Summary

NFL Copyright © 2016 by The National Football League. All rights reserved. This summary and play-by-play is for the express purpose of assisting media in their coverage of the game; any other use of this material is prohibited without the written permission of the National Football League. Updated: 1/26/2017

Date: Sunday, 1/22/2017

Green Bay Packers at Atlanta Falcons

Start Time: 3:05 PM EST

at Georgia Dome, Atlanta, GA

Game Day Weather

Played Indoor, Fixed Roof on Turf: FieldTurf

Outdoor Weather: Cloudy,

Officials

Referee: Vinovich, Bill (52)

Umpire: King, Paul (121)

Head Linesman: Hittner, Mark (28)

Line Judge: Mapp, Julian (10)

Side Judge: Gautreaux, Greg (80)

Field Judge: Hill, Tom (97)

Back Judge: Helverson, Scott (93)

Replay Official: Weidner, Paul ()

Lineups

| Green Bay Packers | | | | Atlanta Falcons | | | |
|-------------------|-----------------|---------|------------------|-----------------|----------------|---------|---------------|
| Offense | | Defense | | Offense | | Defense | |
| WR | 87 J.Nelson | NT | 98 L.Guion | WR | 11 J.Jones | DE | 93 D.Freeney |
| LT | 69 D.Bakhtiari | DT | 76 M.Daniels | LT | 70 J.Matthews | DT | 77 R.Hageman |
| LG | 65 L.Taylor | LOLB | 56 J.Peppers | LG | 67 A.Levitre | DT | 97 G.Jarrett |
| C | 63 C.Linsley | ILB | 47 J.Ryan | C | 51 A.Mack | LB | 44 V.Beasley |
| RG | 70 T.Lang | ILB | 48 J.Thomas | RG | 65 C.Chester | LB | 45 D.Jones |
| RT | 75 B.Bulaga | ROLB | 52 C.Matthews | RT | 73 R.Schraeder | LB | 59 D.Campbell |
| TE | 89 J.Cook | LCB | 23 D.Randall | TE | 81 A.Hooper | CB | 23 R.Alford |
| WR | 18 R.Cobb | RCB | 36 L.Gunter | TE | 80 L.Toilolo | CB | 32 J.Collins |
| WR | 17 D.Adams | CB | 33 M.Hyde | WR | 12 M.Sanu | CB | 34 B.Poole |
| QB | 12 A.Rodgers | SS | 42 M.Burnett | QB | 2 M.Ryan | S | 37 R.Allen |
| RB | 88 T.Montgomery | FS | 21 H.Clinton-Dix | RB | 24 D.Freeman | S | 22 K.Neal |

Substitutions

K 2 M.Crosby, QB 7 B.Hundley, P 10 J.Schum, WR 11 T.Davis, FB 22 A.Ripkowski, CB 24 Q.Rollins, S 25 M.Evans, CB 28 J.Hawkins, S 29 K.Brice, RB 32 C.Michael, LB 50 B.Martinez, LB 51 K.Fackrell, LB 53 N.Perry, LB 58 J.Tripp, LS 61 B.Goode, T/G 67 D.Barclay, T 78 J.Spriggs, WR 81 G.Allison, TE 82 R.Rodgers, WR 83 J.Janis, LB 91 J.Elliott, DE 94 D.Lowry, DE/LB 95 D.Jones, DT 97 K.Clark

Substitutions

K 3 M.Bryant, P 5 M.Bosher, WR 14 E.Weems, WR 16 J.Hardy, WR 18 T.Gabriel, WR 19 A.Robinson, S 20 S.Neasman, RB 26 T.Coleman, CB 29 C.Goodwin, DB 30 D.Olatoye, LB 41 P.Wheeler, FB 42 P.DiMarco, LS 47 J.Harris, DE 50 B.Reed, LB 53 L.Reynolds, LB 55 P.Worrilow, G 63 B.Garland, T 76 T.Compton, TE 82 J.Perkins, DT 91 C.Upshaw, DT 92 J.Vellano, DE 94 T.Jackson, DT 95 J.Babineaux

Did Not Play

QB 8 M.Schaub

Did Not Play

Not Active

QB 6 J.Callahan, WR 13 M.McCaffrey, CB 26 H.Waters, FB 40 J.Kerridge, RB 44 J.Starks, T 68 K.Murphy, DT 99 C.Ringo

Not Active

WR 15 N.Williams, RB 28 T.Ward, DB 33 B.Wreh-Wilson, FS 38 D.Goldson, LB 52 J.Keyes, G 71 W.Schweitzer, TE 86 D.Talavea

Field Goals (made () & missed)

| | | | | | | | |
|----------|-------------------|------|----------|----|------|---|-------|
| M.Crosby | | 41WR | M.Bryant | | (28) | | |
| | | | 1 | 2 | 3 | 4 | OT |
| VISITOR: | Green Bay Packers | | 0 | 0 | 15 | 6 | 0 |
| HOME: | Atlanta Falcons | | 10 | 14 | 13 | 7 | 0 |
| | | | | | | | Total |
| | | | | | | | 21 |
| | | | | | | | 44 |

Scoring Plays

| Team | Qtr | Time | Play Description (Extra Point) (Drive Info) | Visitor | Home |
|---------|-----|-------|---|---------|------|
| Falcons | 1 | 8:24 | M.Sanu 2 yd. pass from M.Ryan (M.Bryant kick) (13-80, 6:36) | 0 | 7 |
| Falcons | 1 | 0:14 | M.Bryant 28 yd. Field Goal (12-59, 5:21) | 0 | 10 |
| Falcons | 2 | 7:24 | M.Ryan 14 yd. run (M.Bryant kick) (9-80, 3:35) | 0 | 17 |
| Falcons | 2 | 0:03 | J.Jones 5 yd. pass from M.Ryan (M.Bryant kick) (9-68, 1:47) | 0 | 24 |
| Falcons | 3 | 13:51 | J.Jones 73 yd. pass from M.Ryan (M.Bryant kick) (2-75, 0:51) | 0 | 31 |
| Packers | 3 | 9:19 | D.Adams 2 yd. pass from A.Rodgers (M.Crosby kick) (12-75, 4:32) | 7 | 31 |
| Falcons | 3 | 4:11 | D.Freeman 4 yd. pass from M.Ryan (kick failed, wr) (8-75, 5:08) | 7 | 37 |
| Packers | 3 | 0:38 | J.Nelson 3 yd. pass from A.Rodgers (A.Ripkowski run) (9-75, 3:33) | 15 | 37 |
| Falcons | 4 | 12:07 | T.Coleman 3 yd. run (M.Bryant kick) (7-33, 3:31) | 15 | 44 |

National Football League Game Summary

NFL Copyright © 2016 by The National Football League. All rights reserved. This summary and play-by-play is for the express purpose of assisting media in their coverage of the game; any other use of this material is prohibited without the written permission of the National Football League. Updated: 1/26/2017

| | | | | | |
|-------------------------|---|------|---|------------|----|
| Packers | 4 | 6:43 | J.Cook 1 yd. pass from A.Rodgers (run failed) (14-75, 5:24) | 21 | 44 |
| Paid Attendance: 71,127 | | | | Time: 3:26 | |

Green Bay Packers vs Atlanta Falcons
1/22/2017 at Georgia Dome

Final Individual Statistics

| Green Bay Packers | | | | | | | | | Atlanta Falcons | | | | | | | | |
|-------------------|-----|-----|------|-------|----|-----------|-------------|----------|-----------------|------|------|-----------|-------|------|-----|----|-------|
| RUSHING | | | | | | RUSHING | | | | | | RUSHING | | | | | |
| | ATT | YDS | AVG | LG | TD | | ATT | YDS | AVG | LG | TD | | ATT | YDS | AVG | LG | TD |
| A.Rodgers | 4 | 46 | 11.5 | 28 | 0 | D.Freeman | 14 | 42 | 3.0 | 14 | 0 | T.Coleman | 11 | 29 | 2.6 | 10 | 1 |
| T.Montgomery | 3 | 17 | 5.7 | 10 | 0 | M.Ryan | 3 | 23 | 7.7 | 14 | 1 | M.Sanu | 1 | 7 | 7.0 | 7 | 0 |
| B.Hundley | 1 | 14 | 14.0 | 14 | 0 | T.Gabriel | 1 | 0 | 0.0 | 0 | 0 | Total | 30 | 101 | 3.4 | 14 | 2 |
| C.Michael | 6 | 11 | 1.8 | 6 | 0 | | | | | | | | | | | | |
| A.Ripkowski | 3 | 11 | 3.7 | 12 | 0 | | | | | | | | | | | | |
| Total | 17 | 99 | 5.8 | 28 | 0 | | | | | | | | | | | | |
| PASSING | | | | | | | | | PASSING | | | | | | | | |
| | ATT | CMP | YDS | SK/YD | TD | LG | IN | RT | | ATT | CMP | YDS | SK/YD | TD | LG | IN | RT |
| A.Rodgers | 45 | 27 | 287 | 2/19 | 3 | 34 | 1 | 91.6 | M.Ryan | 38 | 27 | 392 | 0/0 | 4 | 73 | 0 | 139.4 |
| Total | 45 | 27 | 287 | 2/19 | 3 | 34 | 1 | 91.6 | Total | 38 | 27 | 392 | 0/0 | 4 | 73 | 0 | 139.4 |
| PASS RECEIVING | | | | | | | | | PASS RECEIVING | | | | | | | | |
| | TAR | REC | YDS | AVG | LG | TD | | | | TAR | REC | YDS | AVG | LG | TD | | |
| J.Cook | 12 | 7 | 78 | 11.1 | 26 | 1 | J.Jones | 12 | 9 | 180 | 20.0 | 73 | 2 | | | | |
| R.Cobb | 9 | 6 | 82 | 13.7 | 34 | 0 | M.Sanu | 7 | 5 | 52 | 10.4 | 16 | 1 | | | | |
| J.Nelson | 9 | 6 | 67 | 11.2 | 27 | 1 | D.Freeman | 5 | 4 | 42 | 10.5 | 19 | 1 | | | | |
| D.Adams | 3 | 3 | 16 | 5.3 | 8 | 1 | T.Coleman | 3 | 3 | 35 | 11.7 | 17 | 0 | | | | |
| A.Ripkowski | 3 | 2 | 28 | 14.0 | 20 | 0 | T.Gabriel | 3 | 2 | 24 | 12.0 | 16 | 0 | | | | |
| G.Allison | 1 | 1 | 11 | 11.0 | 11 | 0 | A.Hooper | 2 | 2 | 23 | 11.5 | 15 | 0 | | | | |
| C.Michael | 2 | 1 | 3 | 3.0 | 3 | 0 | P.DiMarco | 1 | 1 | 31 | 31.0 | 31 | 0 | | | | |
| T.Montgomery | 3 | 1 | 2 | 2.0 | 2 | 0 | L.Toilolo | 2 | 1 | 5 | 5.0 | 5 | 0 | | | | |
| J.Janis | 1 | 0 | 0 | 0.0 | 0 | 0 | A.Robinson | 3 | 0 | 0 | 0.0 | 0 | 0 | | | | |
| Total | 43 | 27 | 287 | 10.6 | 34 | 3 | Total | 38 | 27 | 392 | 14.5 | 73 | 4 | | | | |
| INTERCEPTIONS | | | | | | | | | INTERCEPTIONS | | | | | | | | |
| | NO | YDS | AVG | LG | TD | | | | | NO | YDS | AVG | LG | TD | | | |
| Total | 0 | 0 | 0 | 0 | 0 | R.Allen | 1 | 0 | 0.0 | 0 | 0 | | | | | | |
| | | | | | | Total | 1 | 0 | 0.0 | 0 | 0 | | | | | | |
| PUNTING | | | | | | | | | PUNTING | | | | | | | | |
| | NO | YDS | AVG | NET | TB | IN20 | LG | | NO | YDS | AVG | NET | TB | IN20 | LG | | |
| J.Schum | 2 | 108 | 54.0 | 47.0 | 0 | 0 | 58 | M.Bosher | 2 | 77 | 38.5 | 38.5 | 0 | 2 | 42 | | |
| Total | 2 | 108 | 54.0 | 47.0 | 0 | 0 | 58 | Total | 2 | 77 | 38.5 | 38.5 | 0 | 2 | 42 | | |
| PUNT RETURNS | | | | | | | | | PUNT RETURNS | | | | | | | | |
| | NO | YDS | AVG | FC | LG | TD | | | NO | YDS | AVG | FC | LG | TD | | | |
| R.Cobb | 0 | 0 | 0.0 | 1 | 0 | 0 | E.Weems | 1 | 14 | 14.0 | 1 | 14 | 0 | | | | |
| T.Davis | 0 | 0 | 0.0 | 1 | 0 | 0 | Total | 1 | 14 | 14.0 | 1 | 14 | 0 | | | | |
| Total | 0 | 0 | 0.0 | 2 | 0 | 0 | | | | | | | | | | | |
| KICKOFF RETURNS | | | | | | | | | KICKOFF RETURNS | | | | | | | | |
| | NO | YDS | AVG | FC | LG | TD | | | NO | YDS | AVG | FC | LG | TD | | | |
| D.Jones | 1 | 15 | 15.0 | 0 | 15 | 0 | E.Weems | 1 | 23 | 23.0 | 0 | 23 | 0 | | | | |
| [TOUCHBACK] | 7 | 0 | 0.0 | 0 | 0 | 0 | M.Sanu | 1 | 9 | 9.0 | 0 | 9 | 0 | | | | |
| | | | | | | | [TOUCHBACK] | 1 | 0 | 0.0 | 0 | 0 | 0 | | | | |
| Total | 1 | 15 | 15.0 | 0 | 15 | 0 | Total | 2 | 32 | 16.0 | 0 | 23 | 0 | | | | |

Green Bay Packers

| FUMBLES | FUM | LOST | OWN-REC | YDS | TD | FORCED | OPP-REC | YDS | TD | OUT-BDS |
|-------------|-----|------|---------|-----|----|--------|---------|-----|----|---------|
| A.Ripkowski | 1 | 1 | 0 | 0 | 0 | 0 | 0 | 0 | 0 | 0 |
| Total | 1 | 1 | 0 | 0 | 0 | 0 | 0 | 0 | 0 | 0 |

Atlanta Falcons

| FUMBLES | FUM | LOST | OWN-REC | YDS | TD | FORCED | OPP-REC | YDS | TD | OUT-BDS |
|-----------|-----|------|---------|-----|----|--------|---------|-----|----|---------|
| T.Gabriel | 1 | 0 | 1 | -3 | 0 | 0 | 0 | 0 | 0 | 0 |
| M.Ryan | 1 | 0 | 1 | -3 | 0 | 0 | 0 | 0 | 0 | 0 |
| J.Collins | 0 | 0 | 0 | 0 | 0 | 1 | 1 | 0 | 0 | 0 |
| Total | 2 | 0 | 2 | -6 | 0 | 1 | 1 | 0 | 0 | 0 |

Green Bay Packers vs Atlanta Falcons
1/22/2017 at Georgia Dome

Final Team Statistics

| | Visitor Packers | Home Falcons |
|--|--------------------|-----------------|
| TOTAL FIRST DOWNS | 24 | 30 |
| By Rushing | 5 | 6 |
| By Passing | 18 | 22 |
| By Penalty | 1 | 2 |
| THIRD DOWN EFFICIENCY | 4-10-40% | 10-13-77% |
| FOURTH DOWN EFFICIENCY | 2-2-100% | 0-0-0% |
| TOTAL NET YARDS | 367 | 493 |
| Total Offensive Plays (inc. times thrown passing) | 64 | 68 |
| Average gain per offensive play | 5.7 | 7.3 |
| NET YARDS RUSHING | 99 | 101 |
| Total Rushing Plays | 17 | 30 |
| Average gain per rushing play | 5.8 | 3.4 |
| Tackles for a loss-number and yards | 3-8 | 3-5 |
| NET YARDS PASSING | 268 | 392 |
| Times thrown - yards lost attempting to pass | 2-19 | 0-0 |
| Gross yards passing | 287 | 392 |
| PASS ATTEMPTS-COMPLETIONS-HAD INTERCEPTED | 45-27-1 | 38-27-0 |
| Avg gain per pass play (inc.# thrown passing) | 5.7 | 10.3 |
| KICKOFFS Number-In End Zone-Touchbacks | 4-2-1 | 8-7-7 |
| PUNTS Number and Average | 2-54.0 | 2-38.5 |
| Had Blocked | 0 | 0 |
| FGs - PATs Had Blocked | 0-0 | 0-0 |
| Net Punting Average | 47.0 | 38.5 |
| TOTAL RETURN YARDAGE (Not Including Kickoffs) | 0 | 14 |
| No. and Yards Punt Returns | 0-0 | 1-14 |
| No. and Yards Kickoff Returns | 1-15 | 2-32 |
| No. and Yards Interception Returns | 0-0 | 1-0 |
| PENALTIES Number and Yards | 6-63 | 4-31 |
| FUMBLES Number and Lost | 1-1 | 2-0 |
| TOUCHDOWNS | 3 | 6 |
| Rushing | 0 | 2 |
| Passing | 3 | 4 |
| EXTRA POINTS Made-Attempts | 2-3 | 5-6 |
| Kicking Made-Attempts | 1-1 | 5-6 |
| Rushing Made-Attempts | 1-2 | 0-0 |
| FIELD GOALS Made-Attempts | 0-1 | 1-1 |
| RED ZONE EFFICIENCY | 3-3-100% | 5-6-83% |
| GOAL TO GO EFFICIENCY | 3-3-100% | 3-3-100% |
| SAFETIES | 0 | 0 |
| FINAL SCORE | 21 | 44 |
| TIME OF POSSESSION | 26:21 | 33:39 |

Ball Possession And Drive Chart

| Green Bay Packers | | | | | | | | | | | | |
|-------------------|-----------|-----------|-----------|-------------------|-------------|--------|----------|---------|---------|----------|-----------|--------------|
| # | Time Recd | Time Lost | Time Poss | How Ball Obtained | Drive Began | # Play | Yds Gain | Yds Pen | Net Yds | 1st Down | Last Scrm | How Given Up |
| 1 | 8:24 | 5:35 | 2:49 | Kickoff | GB 25 | 7 | 52 | 0 | 52 | 2 | ATL 23 | Missed FG |
| 2 | 0:14 | 10:59 | 4:15 | Kickoff | GB 25 | 7 | 64 | 0 | 64 | 3 | ATL 23 | Fumble |
| 3 | 7:24 | 5:58 | 1:26 | Kickoff | GB 25 | 3 | 8 | 0 | 8 | 0 | GB 33 | Punt |
| 4 | 3:15 | 1:50 | 1:25 | Punt | GB 10 | 5 | 3 | 0 | 3 | 1 | GB 13 | Interception |
| 5 | 0:03 | 0:00 | 0:03 | Kickoff | | 0 | 0 | 0 | 0 | 0 | | End of Half |
| 6 | 15:00 | 14:42 | 0:18 | Kickoff | GB 25 | 3 | 0 | 0 | 0 | 0 | GB 25 | Punt |
| 7 | 13:51 | 9:19 | 4:32 | Kickoff | GB 25 | 12 | 75 | 0 | 75 | 6 | * ATL 2 | Touchdown |
| 8 | 4:11 | 0:38 | 3:33 | Kickoff | GB 25 | 9 | 75 | 0 | 75 | 5 | * ATL 3 | Touchdown |
| 9 | 12:07 | 6:43 | 5:24 | Kickoff | GB 25 | 14 | 69 | 6 | 75 | 6 | * ATL 1 | Touchdown |
| 10 | 2:36 | 0:00 | 2:36 | Punt | GB 5 | 5 | 21 | 0 | 21 | 1 | GB 28 | End of Game |

(190) Average GB 21

| Atlanta Falcons | | | | | | | | | | | | |
|-----------------|-----------|-----------|-----------|-------------------|-------------|--------|----------|---------|---------|----------|-----------|--------------|
| # | Time Recd | Time Lost | Time Poss | How Ball Obtained | Drive Began | # Play | Yds Gain | Yds Pen | Net Yds | 1st Down | Last Scrm | How Given Up |
| 1 | 15:00 | 8:24 | 6:36 | Kickoff | ATL 20 | 13 | 80 | 0 | 80 | 6 | * GB 2 | Touchdown |
| 2 | 5:35 | 0:14 | 5:21 | Missed FG | ATL 31 | 12 | 69 | -10 | 59 | 4 | * GB 10 | Field Goal |
| 3 | 10:59 | 7:24 | 3:35 | Fumble | ATL 20 | 9 | 80 | 0 | 80 | 5 | * GB 14 | Touchdown |
| 4 | 5:58 | 3:15 | 2:43 | Punt | ATL 23 | 4 | 25 | 0 | 25 | 1 | ATL 48 | Punt |
| 5 | 1:50 | 0:03 | 1:47 | Interception | ATL 32 | 9 | 68 | 0 | 68 | 4 | * GB 5 | Touchdown |
| 6 | 14:42 | 13:51 | 0:51 | Punt | ATL 25 | 2 | 75 | 0 | 75 | 1 | ATL 27 | Touchdown |
| 7 | 9:19 | 4:11 | 5:08 | Kickoff | ATL 25 | 8 | 52 | 23 | 75 | 5 | * GB 4 | Touchdown |
| 8 | 0:38 | 12:07 | 3:31 | Kickoff | GB 33 | 7 | 33 | 0 | 33 | 3 | * GB 3 | Touchdown |
| 9 | 6:43 | 2:36 | 4:07 | Kickoff | 50 | 5 | 5 | 5 | 10 | 1 | GB 40 | Punt |

(293) Average ATL 33

* inside opponent's 20

| Time of Possession by Quarter | | 1st | 2nd | 3rd | 4th | OT | Total |
|---------------------------------|-------------------|--------------------|------|------|---------------------|----|-------|
| Visitor | Green Bay Packers | 3:03 | 6:55 | 8:23 | 8:00 | | 26:21 |
| Home | Atlanta Falcons | 11:57 | 8:05 | 6:37 | 7:00 | | 33:39 |
| Kickoff Drive No.-Start Average | | Packers: 7 - GB 25 | | | Falcons: 2 - ATL 22 | | |

Final Defensive Statistics

Atlanta Falcons

Green Bay Packers vs Atlanta Falcons
1/22/2017 at Georgia Dome

First Half Summary

| PERIOD SCORES | | TIME OF POSSESSION | |
|---------------|------------|--------------------|-------|
| Packers | 0 0 = 0 | Packers | 9:58 |
| Falcons | 10 14 = 24 | Falcons | 20:02 |

| Scoring Plays | | | | | |
|---------------|-----|------|---|---------|------|
| Team | Qtr | Time | Play Description (Extra Point) (Drive Info) | Visitor | Home |
| Falcons | 1 | 8:24 | M.Sanu 2 yd. pass from M.Ryan (M.Bryant kick) (13-80, 6:36) | 0 | 7 |
| Falcons | 1 | 0:14 | M.Bryant 28 yd. Field Goal (12-59, 5:21) | 0 | 10 |
| Falcons | 2 | 7:24 | M.Ryan 14 yd. run (M.Bryant kick) (9-80, 3:35) | 0 | 17 |
| Falcons | 2 | 0:03 | J.Jones 5 yd. pass from M.Ryan (M.Bryant kick) (9-68, 1:47) | 0 | 24 |

| | | Green Bay Packers | Atlanta Falcons |
|--|--|-------------------|-----------------|
| TOTAL FIRST DOWNS | | 6 | 20 |
| First Downs Rushing-Passing-by Penalty | | 0 - 6 - 0 | 2 - 18 - 0 |
| THIRD DOWN EFFICIENCY | | 1-4-25% | 7-9-78% |
| TOTAL NET YARDS | | 127 | 325 |
| Total Offensive Plays | | 21 | 46 |
| NET YARDS RUSHING | | 19 | 54 |
| NET YARDS PASSING | | 108 | 271 |
| Gross Yards Passing | | 119 | 271 |
| Times thrown-yards lost attempting to pass | | 1-11 | 0-0 |
| Pass Attempts-Completions-Had Intercepted | | 17 - 12 - 1 | 32 - 22 - 0 |
| Punts-Number and Average | | 1 - 58 | 1 - 42 |
| Penalties-Number and Yards | | 1 - 15 | 2 - 10 |
| Fumbles-Number and Lost | | 1 - 1 | 1 - 0 |
| Red Zone Efficiency | | 0-0-0% | 3-4-75% |
| Average Drive Start | | GB 21 | ATL 25 |

| Green Bay Packers | | | | | | | | | | Atlanta Falcons | | | | | | | | | |
|-------------------|--|-----|-----|------|-------|----|-----------|----------------|------|-----------------|------|-----|------|-----|-------|----|----|----|-------|
| RUSHING | | ATT | YDS | AVG | LG | TD | RUSHING | | ATT | YDS | AVG | LG | TD | | | | | | |
| A.Ripkowski | | 1 | 12 | 12.0 | 12 | 0 | M.Ryan | | 2 | 23 | 11.5 | 14 | 1 | | | | | | |
| T.Montgomery | | 2 | 7 | 3.5 | 4 | 0 | T.Coleman | | 5 | 15 | 3.0 | 10 | 0 | | | | | | |
| | | | | | | | D.Freeman | | 5 | 9 | 1.8 | 4 | 0 | | | | | | |
| | | | | | | | M.Sanu | | 1 | 7 | 7.0 | 7 | 0 | | | | | | |
| | | | | | | | T.Gabriel | | 1 | 0 | 0.0 | 0 | 0 | | | | | | |
| Total | | 3 | 19 | 6.3 | 12 | 0 | Total | | 14 | 54 | 3.9 | 14 | 1 | | | | | | |
| PASSING | | ATT | CMP | YDS | SK/YD | TD | LG | IN | RT | PASSING | | ATT | CMP | YDS | SK/YD | TD | LG | IN | RT |
| A.Rodgers | | 17 | 12 | 119 | 1/11 | 0 | 27 | 1 | 65.6 | M.Ryan | | 32 | 22 | 271 | 0/0 | 2 | 31 | 0 | 115.5 |
| Total | | 17 | 12 | 119 | 1/11 | 0 | 27 | 1 | 65.6 | Total | | 32 | 22 | 271 | 0/0 | 2 | 31 | 0 | 115.5 |
| PASS RECEIVING | | TAR | REC | YDS | AVG | LG | TD | PASS RECEIVING | | TAR | REC | YDS | AVG | LG | TD | | | | |
| J.Nelson | | 7 | 4 | 59 | 14.8 | 27 | 0 | J.Jones | | 9 | 6 | 71 | 11.8 | 20 | 1 | | | | |
| R.Cobb | | 4 | 4 | 44 | 11.0 | 22 | 0 | M.Sanu | | 7 | 5 | 52 | 10.4 | 16 | 1 | | | | |
| D.Adams | | 1 | 1 | 6 | 6.0 | 6 | 0 | D.Freeman | | 4 | 3 | 38 | 12.7 | 19 | 0 | | | | |
| J.Cook | | 2 | 1 | 5 | 5.0 | 5 | 0 | T.Coleman | | 3 | 3 | 35 | 11.7 | 17 | 0 | | | | |
| C.Michael | | 1 | 1 | 3 | 3.0 | 3 | 0 | A.Hooper | | 2 | 2 | 23 | 11.5 | 15 | 0 | | | | |
| T.Montgomery | | 1 | 1 | 2 | 2.0 | 2 | 0 | P.DiMarco | | 1 | 1 | 31 | 31.0 | 31 | 0 | | | | |
| | | | | | | | | T.Gabriel | | 2 | 1 | 16 | 16.0 | 16 | 0 | | | | |
| | | | | | | | | L.Toilolo | | 1 | 1 | 5 | 5.0 | 5 | 0 | | | | |
| | | | | | | | | A.Robinson | | 3 | 0 | 0 | 0.0 | 0 | 0 | | | | |
| Total | | 16 | 12 | 119 | 9.9 | 27 | 0 | Total | | 32 | 22 | 271 | 12.3 | 31 | 2 | | | | |

| Green Bay Packers | Regular Defensive Plays | Special Teams | Misc |
|-------------------|-------------------------|---------------|------|
|-------------------|-------------------------|---------------|------|

1/22/2017 at Georgia Dome[illegible][illegible]

Play By Play

First Quarter

1/22/2017

GB wins the coin toss and elects to defer. ATL elects to Receive, and GB elects to defend the east goal.

M.Crosby kicks 68 yards from GB 35 to ATL -3. E.Weems to ATL 20 for 23 yards (K.Brice). GB-K.Brice was injured during the play. His return is Questionable.

Atlanta Falcons at 15:00, (1st play from scrimmage 14:56)

| | | |
|--------------------|---|----|
| 1-10-ATL 20 | (14:56) D.Freeman right end to ATL 24 for 4 yards (M.Daniels). | |
| 2-6-ATL 24 | (14:22) M.Ryan pass short left to A.Hooper pushed ob at ATL 32 for 8 yards (M.Hyde). | P1 |
| <u>1-10-ATL 32</u> | (14:01) M.Ryan pass incomplete deep right to T.Gabriel. | |
| 2-10-ATL 32 | (13:56) (Shotgun) M.Ryan pass short middle to J.Jones to ATL 36 for 4 yards (J.Ryan). | |
| 3-6-ATL 36 | (13:14) (Shotgun) M.Ryan pass short left to J.Jones to ATL 42 for 6 yards (L.Gunter) [C.Matthews]. | P2 |
| <u>1-10-ATL 42</u> | (12:34) T.Coleman right guard to GB 48 for 10 yards (M.Burnett). | R3 |
| <u>1-10-GB 48</u> | (12:01) T.Coleman right guard to GB 49 for -1 yards (N.Perry). | |
| 2-11-GB 49 | (11:15) (Shotgun) M.Ryan pass incomplete deep left to J.Jones (H.Clinton-Dix). | |
| 3-11-GB 49 | (11:10) (Shotgun) M.Ryan pass short middle to M.Sanu to GB 36 for 13 yards (M.Hyde). | P4 |
| <u>1-10-GB 36</u> | (10:29) M.Ryan pass short right to P.DiMarco pushed ob at GB 5 for 31 yards (J.Ryan, M.Burnett). | P5 |
| <u>1-5-GB 5</u> | (9:56) T.Coleman right guard to GB 3 for 2 yards (J.Peppers). | |
| 2-3-GB 3 | (9:16) (Shotgun) T.Coleman left guard to GB 2 for 1 yard (J.Peppers). | |
| 3-2-GB 2 | (8:30) (Shotgun) M.Ryan pass short left to M.Sanu for 2 yards, TOUCHDOWN. | P6 |
| | <i>PENALTY on GB-H.Clinton-Dix, Unnecessary Roughness, 15 yards, enforced between downs. Penalty will be enforced before kickoff.</i> | |
| | M.Bryant extra point is GOOD, Center-J.Harris, Holder-M.Bosher. | |

| |
|---|
| GB 0 ATL 7, 13 plays, 80 yards, 6:36 drive, 6:36 elapsed |
|---|

M.Bosher kicks 50 yards from 50 to end zone, Touchback.

Green Bay Packers at 8:24

| | | |
|--------------------|---|----|
| 1-10-GB 25 | (8:24) (Shotgun) T.Montgomery right guard to GB 29 for 4 yards (K.Neal; D.Freeney). | |
| 2-6-GB 29 | (7:44) (Shotgun) A.Rodgers pass deep left to J.Nelson pushed ob at ATL 44 for 27 yards (R.Allen). | P1 |
| <u>1-10-ATL 44</u> | (7:10) (Shotgun) A.Rodgers pass short right to J.Nelson to ATL 29 for 15 yards (B.Poole). | P2 |
| <u>1-10-ATL 29</u> | (6:28) (Shotgun) A.Rodgers pass short left to D.Adams to ATL 23 for 6 yards (R.Allen). | |
| 2-4-ATL 23 | (5:50) (Shotgun) A.Rodgers pass incomplete deep left to J.Cook [C.Upshaw]. | |
| | Timeout #1 by GB at 05:44. | |
| 3-4-ATL 23 | (5:44) (Shotgun) A.Rodgers pass incomplete short left [D.Jones]. | |
| 4-4-ATL 23 | (5:39) M.Crosby 41 yard field goal is No Good, Wide Right, Center-B.Goode, Holder-J.Schum. | |

Atlanta Falcons at 5:35

| | | |
|--------------------|--|-----|
| 1-10-ATL 31 | (5:35) <i>PENALTY on ATL-A.Levitre, False Start, 5 yards, enforced at ATL 31 - No Play.</i> | |
| 1-15-ATL 26 | (5:35) D.Freeman right guard to ATL 29 for 3 yards (C.Matthews). | |
| 2-12-ATL 29 | (4:55) (Shotgun) M.Ryan pass deep right to M.Sanu to ATL 45 for 16 yards (M.Burnett). | P7 |
| <u>1-10-ATL 45</u> | (4:11) (No Huddle, Shotgun) M.Ryan pass short middle to L.Toilolo to 50 for 5 yards (J.Thomas). | |
| 2-5-50 | (3:37) D.Freeman left guard to ATL 48 for -2 yards (H.Clinton-Dix). | |
| 3-7-ATL 48 | (2:56) (Shotgun) M.Ryan pass short right to A.Hooper to GB 37 for 15 yards (L.Gunter). | P8 |
| <u>1-10-GB 37</u> | (2:20) (No Huddle) M.Ryan pass deep right to M.Sanu ran ob at GB 22 for 15 yards. | P9 |
| <u>1-10-GB 22</u> | (1:48) M.Ryan pass incomplete short left to A.Robinson. | |
| 2-10-GB 22 | (1:44) (Shotgun) M.Ryan pass short left to T.Coleman ran ob at GB 12 for 10 yards (H.Clinton-Dix). | P10 |
| <u>1-10-GB 12</u> | (1:08) (Shotgun) Direct snap to M.Sanu. M.Sanu right guard to GB 5 for 7 yards (J.Thomas). | |
| 2-3-GB 5 | (:29) (No Huddle) M.Ryan pass incomplete short left to M.Sanu. | |
| 3-3-GB 5 | (:26) (Shotgun) <i>PENALTY on ATL-A.Levitre, False Start, 5 yards, enforced at GB 5 - No Play.</i> | |
| 3-8-GB 10 | (:26) (Shotgun) M.Ryan pass incomplete short left to J.Jones. | |
| | <i>Penalty on ATL-A.Mack, Offensive Holding, declined.</i> | |
| 4-8-GB 10 | (:17) M.Bryant 28 yard field goal is GOOD, Center-J.Harris, Holder-M.Bosher. | |

| |
|---|
| GB 0 ATL 10, 12 plays, 59 yards, 5:21 drive, 14:46 elapsed |
|---|

M.Bosher kicks 65 yards from ATL 35 to end zone, Touchback.

Green Bay Packers at 0:14

| | | |
|------------|--|--|
| 1-10-GB 25 | (:14) (Shotgun) A.Rodgers pass short left to T.Montgomery to GB 27 for 2 yards (J.Collins, R.Allen). | |
|------------|--|--|

Green Bay Packers vs Atlanta Falcons at Georgia Dome

END OF QUARTER

| | Score | Time Poss | First Downs | | | | Efficiencies | |
|-------------------|-------|-----------|-------------|---|---|----|--------------|--------|
| | | | R | P | X | T | 3 Down | 4 Down |
| Green Bay Packers | 0 | 3:03 | 0 | 2 | 0 | 2 | 0/1 | 0/0 |
| Atlanta Falcons | 10 | 11:57 | 1 | 9 | 0 | 10 | 4/5 | 0/0 |

Second Quarter

1/22/2017

Play By Play

Green Bay Packers continued.

| | | |
|--------------------|--|----|
| 2-8-GB 27 | (15:00) A.Rodgers pass short left to R.Cobb to GB 44 for 17 yards (D.Jones, R.Allen). | P3 |
| <u>1-10-GB 44</u> | (14:20) (Shotgun) A.Rodgers pass deep middle to R.Cobb to ATL 34 for 22 yards (B.Poole; D.Jones). | P4 |
| <u>1-10-ATL 34</u> | (13:42) (Shotgun) T.Montgomery left tackle to ATL 31 for 3 yards (D.Jones). | |
| 2-7-ATL 31 | (13:01) (Shotgun) A.Rodgers pass short left to C.Michael to ATL 28 for 3 yards (D.Campbell). | |
| 3-4-ATL 28 | (11:50) (Shotgun) A.Rodgers pass short middle to J.Cook to ATL 23 for 5 yards (K.Neal). | P5 |
| <u>1-10-ATL 23</u> | (11:11) (Shotgun) A.Ripkowski left guard to ATL 11 for 12 yards (J.Collins). FUMBLES (J.Collins), RECOVERED by ATL-J.Collins at ATL 0. Touchback (B.Bulaga). | |

Atlanta Falcons at 10:59

| | | |
|--------------------|--|-----|
| 1-10-ATL 20 | (10:59) M.Ryan pass deep middle to J.Jones to ATL 37 for 17 yards (L.Gunter) [N.Perry]. | P11 |
| <u>1-10-ATL 37</u> | (10:18) (Shotgun) M.Ryan pass deep right to J.Jones ran ob at GB 43 for 20 yards [M.Daniels]. | P12 |
| <u>1-10-GB 43</u> | (9:48) D.Freeman left end to GB 39 for 4 yards (N.Perry; J.Ryan). | |
| 2-6-GB 39 | (9:22) M.Ryan pass short right to M.Sanu to GB 33 for 6 yards (L.Gunter). | P13 |
| <u>1-10-GB 33</u> | (8:43) D.Freeman right guard to GB 33 for no gain (D.Lowry). ATL-A.Mack was injured during the play. His return is Probable. | |
| 2-10-GB 33 | (8:14) M.Ryan pass incomplete short right to J.Jones. | |
| 3-10-GB 33 | (8:10) (Shotgun) M.Ryan pass short left to J.Jones to GB 14 for 19 yards (J.Thomas). | P14 |
| <u>1-10-GB 14</u> | (7:37) M.Ryan pass incomplete short left to A.Robinson. | |
| 2-10-GB 14 | (7:31) (Shotgun) M.Ryan scrambles right end for 14 yards, TOUCHDOWN. | R15 |
| | M.Bryant extra point is GOOD, Center-J.Harris, Holder-M.Bosher. | |

| |
|---|
| GB 0 ATL 17, 9 plays, 80 yards, 3:35 drive, 7:36 elapsed |
|---|

M.Bosher kicks 65 yards from ATL 35 to end zone, Touchback.

Green Bay Packers at 7:24

| | |
|------------|---|
| 1-10-GB 25 | (7:24) (Shotgun) A.Rodgers pass short right to J.Nelson to GB 33 for 8 yards (B.Poole). |
| 2-2-GB 33 | (6:58) (Shotgun) A.Rodgers pass incomplete short right to J.Nelson (R.Alford). |
| 3-2-GB 33 | (6:54) (Shotgun) A.Rodgers pass short left to R.Cobb to GB 33 for no gain (K.Neal) [B.Poole]. |
| 4-2-GB 33 | (6:10) J.Schum punts 58 yards to ATL 9, Center-B.Goode. E.Weems to ATL 23 for 14 yards (J.Elliott). |

Atlanta Falcons at 5:58

| | | |
|--------------------|---|-----|
| 1-10-ATL 23 | (5:58) (Shotgun) M.Ryan pass short right to T.Coleman pushed ob at ATL 40 for 17 yards (D.Randall). | P16 |
| <u>1-10-ATL 40</u> | (5:27) T.Coleman right end to ATL 43 for 3 yards (J.Thomas; J.Peppers). | |
| 2-7-ATL 43 | (4:46) (Shotgun) Direct snap to T.Gabriel. T.Gabriel FUMBLES (Aborted) at ATL 40, and recovers at ATL 40. T.Gabriel to ATL 40 for no gain (J.Ryan). | |
| 3-10-ATL 40 | (4:07) (Shotgun) M.Ryan pass short middle to T.Coleman to ATL 48 for 8 yards (M.Hyde; M.Burnett). | |
| 4-2-ATL 48 | (3:22) M.Bosher punts 42 yards to GB 10, Center-J.Harris, fair catch by R.Cobb. | |

Green Bay Packers at 3:15

| | | |
|-------------------|--|----|
| 1-10-GB 10 | (3:15) (Shotgun) A.Rodgers pass short right to J.Nelson to GB 19 for 9 yards (R.Alford) [B.Poole]. | |
| 2-1-GB 19 | (2:50) (No Huddle, Shotgun) A.Rodgers pass short left to R.Cobb pushed ob at GB 24 for 5 yards (D.Jones). GB-L.Taylor was injured during the play. His return is Questionable. | P6 |
| <u>1-10-GB 24</u> | (2:29) (Shotgun) A.Rodgers pass incomplete short right to J.Nelson (R.Alford). | |
| 2-10-GB 24 | (2:24) (Shotgun) A.Rodgers sacked at GB 13 for -11 yards (R.Hageman). | |

Two-Minute Warning

| | |
|------------|---|
| 3-21-GB 13 | (2:00) (Shotgun) A.Rodgers pass deep left intended for J.Nelson INTERCEPTED by R.Allen at ATL 32. R.Allen to ATL 32 for no gain (J.Nelson). |
|------------|---|

Atlanta Falcons at 1:50

| | | |
|-------------------|---|-----|
| 1-10-ATL 32 | (1:50) (Shotgun) M.Ryan pass short left to D.Freeman to ATL 40 for 8 yards (H.Clinton-Dix). | |
| 2-2-ATL 40 | (1:45) (No Huddle, Shotgun) M.Ryan pass short middle to D.Freeman to GB 49 for 11 yards (J.Thomas). | P17 |
| <u>1-10-GB 49</u> | (1:09) (No Huddle, Shotgun) M.Ryan pass incomplete short middle to D.Freeman. | |
| 2-10-GB 49 | (1:06) (Shotgun) M.Ryan pass incomplete deep left to A.Robinson [C.Matthews]. | |
| | Timeout #1 by ATL at 00:56. | |
| 3-10-GB 49 | (:56) (Shotgun) M.Ryan pass short middle to T.Gabriel to GB 33 for 16 yards (Q.Rollins). | P18 |
| <u>1-10-GB 33</u> | (:35) (No Huddle, Shotgun) M.Ryan pass short middle to D.Freeman to GB 14 for 19 yards (H.Clinton-Dix). | P19 |
| | Timeout #2 by ATL at 00:25. | |
| <u>1-10-GB 14</u> | (:25) (Shotgun) M.Ryan scrambles right tackle to GB 5 for 9 yards (Q.Rollins). | |
| | Timeout #3 by ATL at 00:11. | |

Green Bay Packers vs Atlanta Falcons at Georgia Dome

2-1-GB 5

(:11) (Shotgun) M.Ryan pass incomplete short middle to M.Sanu (L.Gunter, H.Clinton-Dix) [C.Matthews].

3-1-GB 5

(:07) (Shotgun) M.Ryan pass short right to J.Jones for 5 yards, TOUCHDOWN.
The Replay Official reviewed the pass completion ruling, and the play was Upheld. The ruling on the field was confirmed.
M.Bryant extra point is GOOD, Center-J.Harris, Holder-M.Bosher.

P20

GB 0 ATL 24, 9 plays, 68 yards, 1:47 drive, 14:57 elapsed

M.Bosher kicks 41 yards from ATL 35 to GB 24. D.Jones to GB 39 for 15 yards (P.Worrilow; J.Hardy).

END OF QUARTER

| | Score | Time | First Downs | | | | Efficiencies | |
|-------------------|-------|------|-------------|---|---|----|--------------|--------|
| | | Poss | R | P | X | T | 3 Down | 4 Down |
| Green Bay Packers | 0 | 6:55 | 0 | 4 | 0 | 4 | 1/3 | 0/0 |
| Atlanta Falcons | 24 | 8:05 | 1 | 9 | 0 | 10 | 3/4 | 0/0 |

Third Quarter

1/22/2017

Play By Play

GB elects to Receive, and ATL elects to defend the West goal.
M.Bosher kicks 65 yards from ATL 35 to end zone, Touchback.

Green Bay Packers at 15:00

- 1-10-GB 25 (15:00) (Shotgun) A.Rodgers pass incomplete short right to J.Cook.
- 2-10-GB 25 (14:58) (Shotgun) A.Rodgers pass incomplete short middle to T.Montgomery.
- 3-10-GB 25 (14:53) (Shotgun) A.Rodgers pass incomplete short middle to J.Cook.
- 4-10-GB 25 (14:49) J.Schum punts 50 yards to ATL 25, Center-B.Goode, fair catch by E.Weems.

Atlanta Falcons at 14:42

- 1-10-ATL 25 (14:42) D.Freeman right end to ATL 27 for 2 yards (J.Thomas).
- 2-8-ATL 27 (14:03) (Shotgun) M.Ryan pass short middle to J.Jones for 73 yards, TOUCHDOWN. P21
Penalty on GB-L.Gunter, Defensive Holding, declined.
M.Bryant extra point is GOOD, Center-J.Harris, Holder-M.Bosher.

GB 0 ATL 31, 2 plays, 75 yards, 0:51 drive, 1:09 elapsed

M.Bosher kicks 65 yards from ATL 35 to end zone, Touchback.

Green Bay Packers at 13:51

- 1-10-GB 25 (13:51) (Shotgun) A.Rodgers pass incomplete short right to T.Montgomery (V.Beasley).
- 2-10-GB 25 (13:46) (Shotgun) T.Montgomery left guard to GB 35 for 10 yards (B.Poole). R7
- 1-10-GB 35 (13:17) (Shotgun) C.Michael left end to GB 33 for -2 yards (R.Hageman).
- 2-12-GB 33 (12:38) (Shotgun) A.Rodgers pass incomplete short right to C.Michael.
Timeout #1 by GB at 12:34.
- 3-12-GB 33 (12:34) (Shotgun) A.Rodgers pass short left to J.Cook to GB 46 for 13 yards (K.Neal). P8
- 1-10-GB 46 (12:06) (Shotgun) A.Rodgers pass short right to J.Cook to ATL 43 for 11 yards (K.Neal). P9
- 1-10-ATL 43 (11:34) (No Huddle, Shotgun) A.Rodgers pass short right to J.Cook pushed ob at ATL 39 for 4 yards (K.Neal).
- 2-6-ATL 39 (11:03) (Shotgun) C.Michael right guard to ATL 33 for 6 yards (D.Jones). R10
- 1-10-ATL 33 (10:43) (No Huddle, Shotgun) A.Rodgers pass deep right to J.Cook to ATL 7 for 26 yards (R.Allen). P11
- 1-7-ATL 7 (10:08) (Shotgun) A.Rodgers pass incomplete short left to R.Cobb.
- 2-7-ATL 7 (10:05) (Shotgun) A.Rodgers pass short right to J.Nelson pushed ob at ATL 2 for 5 yards (R.Alford).
Timeout #1 by ATL at 09:23.
- 3-2-ATL 2 (9:23) (Shotgun) A.Rodgers pass short left to D.Adams for 2 yards, TOUCHDOWN. P12
M.Crosby extra point is GOOD, Center-B.Goode, Holder-J.Schum.

GB 7 ATL 31, 12 plays, 75 yards, 4:32 drive, 5:41 elapsed

PENALTY on GB-M.Crosby, Delay of Kickoff, 5 yards, enforced at GB 35 - No Play.

M.Crosby kicks 70 yards from GB 30 to end zone, Touchback.

Atlanta Falcons at 9:19

- 1-10-ATL 25 (9:19) D.Freeman right tackle to ATL 30 for 5 yards (K.Clark).
- 2-5-ATL 30 (8:42) M.Ryan sacked at ATL 30 for 0 yards (M.Daniels).
PENALTY on GB-L.Gunter, Defensive Holding, 5 yards, enforced at ATL 30 - No Play. X22
- 1-10-ATL 35 (8:23) M.Ryan pass deep middle to J.Jones to GB 42 for 23 yards (L.Gunter) [M.Daniels]. GB-J.Ryan was injured during the play. His return is Questionable. P23
- 1-10-GB 42 (7:52) D.Freeman left end to GB 28 for 14 yards (Q.Rollins). R24
- 1-10-GB 28 (7:15) D.Freeman right tackle to GB 19 for 9 yards (M.Burnett).
- 2-1-GB 19 (6:32) D.Freeman left guard to GB 19 for no gain (M.Daniels).
- 3-1-GB 19 (5:50) (Shotgun) M.Ryan pass incomplete deep right to L.Toilolo (M.Burnett) [D.Jones].
PENALTY on GB-M.Burnett, Defensive Pass Interference, 18 yards, enforced at GB 19 - No Play. X25
- 1-1-GB 1 (5:43) T.Compton reported in as eligible. D.Freeman right end to GB 1 for no gain (L.Gunter).
- 2-1-GB 1 (5:02) M.Ryan FUMBLES (Aborted) at GB 2, and recovers at GB 4. M.Ryan to GB 4 for no gain (L.Guion).
- 3-4-GB 4 (4:15) (Shotgun) M.Ryan pass short right to D.Freeman to GB 1 for 3 yards (M.Burnett). P26
Atlanta challenged the runner was down by contact ruling, and the play was REVERSED.
(Shotgun) M.Ryan pass short right to D.Freeman for 4 yards, TOUCHDOWN.
M.Bryant extra point is No Good, Wide Right, Center-J.Harris, Holder-M.Bosher.

GB 7 ATL 37, 8 plays, 75 yards, 2 penalties, 5:08 drive, 10:49 elapsed

M.Bosher kicks 65 yards from ATL 35 to end zone, Touchback.

Green Bay Packers vs Atlanta Falcons at Georgia Dome

Green Bay Packers at 4:11

| | | |
|--------------------|---|-----|
| 1-10-GB 25 | (4:11) (Shotgun) A.Rodgers scrambles up the middle to ATL 47 for 28 yards (B.Poole). | R13 |
| <u>1-10-ATL 47</u> | (3:37) (No Huddle, Shotgun) A.Rodgers pass incomplete short right to A.Ripkowski. GB-T.Lang was injured during the play. His return is Questionable. | |
| 2-10-ATL 47 | (3:33) (Shotgun) A.Rodgers pass deep middle intended for R.Cobb INTERCEPTED by J.Collins [G.Jarrett] at ATL 27. J.Collins to ATL 32 for 5 yards (G.Allison; B.Bulaga). The Replay Official reviewed the pass interception ruling, and the play was REVERSED. | |
| 3-10-ATL 47 | (Shotgun) A.Rodgers pass incomplete deep middle to R.Cobb (J.Collins) [G.Jarrett]. | |
| 4-2-ATL 39 | (3:26) (Shotgun) A.Rodgers pass short right to D.Adams to ATL 39 for 8 yards (R.Alford). | |
| <u>1-10-ATL 32</u> | (2:52) (Shotgun) A.Rodgers right end to ATL 32 for 7 yards (R.Alford). | R14 |
| <u>1-10-ATL 14</u> | (2:23) (Shotgun) A.Rodgers pass deep right to J.Cook ran ob at ATL 14 for 18 yards (D.Campbell). | P15 |
| 2-3-ATL 7 | (1:52) (Shotgun) A.Rodgers scrambles left end to ATL 7 for 7 yards (B.Poole). | |
| <u>1-3-ATL 3</u> | (1:14) (Shotgun) A.Rodgers pass short right to R.Cobb pushed ob at ATL 3 for 4 yards (B.Poole). | P16 |
| | (:41) (Shotgun) A.Rodgers pass short right to J.Nelson for 3 yards, TOUCHDOWN. | P17 |
| | (Run formation) TWO-POINT CONVERSION ATTEMPT. A.Ripkowski rushes right guard. ATTEMPT SUCCEEDS. | |

GB 15 ATL 37, 9 plays, 75 yards, 3:33 drive, 14:22 elapsed

(Onside Kick formation) M.Crosby kicks onside 7 yards from GB 35 to GB 42. M.Sanu to GB 33 for 9 yards (M.Evans).

Atlanta Falcons at 0:38, (1st play from scrimmage 0:36)

1-10-GB 33 (:36) T.Coleman right end to GB 32 for 1 yard (B.Martinez).

END OF QUARTER

| | Score | Time Poss | First Downs | | | | Efficiencies | |
|-------------------|-------|--------------|-------------|---|---|----|--------------|--------|
| | | | R | P | X | T | 3 Down | 4 Down |
| Green Bay Packers | 15 | 8:23 | 4 | 7 | 0 | 11 | 2/4 | 1/1 |
| Atlanta Falcons | 37 | 6:37 | 1 | 3 | 2 | 6 | 1/1 | 0/0 |

Fourth Quarter

1/22/2017

Play By Play

Atlanta Falcons continued.

| | | |
|-------------------|---|-----|
| 2-9-GB 32 | (15:00) (Shotgun) M.Ryan pass short left to T.Gabriel to GB 24 for 8 yards (H.Clinton-Dix). | |
| 3-1-GB 24 | (14:21) T.Coleman left tackle to GB 20 for 4 yards (K.Clark). | R27 |
| <u>1-10-GB 20</u> | (13:38) T.Coleman right tackle to GB 16 for 4 yards (N.Perry). | |
| 2-6-GB 16 | (13:00) M.Ryan pass incomplete short right to L.Toilolo (M.Burnett) [D.Jones]. | |
| 3-6-GB 16 | (12:56) (Shotgun) M.Ryan pass short middle to J.Jones to GB 3 for 13 yards (Q.Rollins). | P28 |
| <u>1-3-GB 3</u> | (12:11) T.Coleman left end for 3 yards, TOUCHDOWN. | R29 |
| | M.Bryant extra point is GOOD, Center-J.Harris, Holder-M.Bosher. | |

GB 15 ATL 44, 7 plays, 33 yards, 3:31 drive, 2:53 elapsed

M.Bosher kicks 65 yards from ATL 35 to end zone, Touchback.

Green Bay Packers at 12:07

| | | |
|--------------------|---|-----|
| 1-10-GB 25 | (12:07) (Shotgun) A.Rodgers pass short left to A.Ripkowski to GB 45 for 20 yards (D.Campbell; J.Collins). | P18 |
| <u>1-10-GB 45</u> | (11:34) (Shotgun) A.Rodgers pass incomplete short right. | |
| 2-10-GB 45 | (11:28) (Shotgun) A.Rodgers pass incomplete short middle to R.Cobb (R.Alford). | |
| 3-10-GB 45 | (11:25) (Shotgun) A.Rodgers sacked at GB 37 for -8 yards (T.Jackson). | |
| 4-18-GB 37 | (10:37) (Shotgun) A.Rodgers pass deep middle to R.Cobb to ATL 29 for 34 yards (D.Olatoye). | P19 |
| <u>1-10-ATL 29</u> | (10:01) (Shotgun) A.Ripkowski right guard to ATL 26 for 3 yards (B.Reed). | |
| 2-7-ATL 26 | (9:26) (Shotgun) A.Rodgers pass short middle to A.Ripkowski to ATL 18 for 8 yards (D.Jones). | P20 |
| <u>1-10-ATL 18</u> | (8:55) (Shotgun) A.Rodgers pass incomplete short left to J.Janis [D.Campbell]. | |
| 2-10-ATL 18 | (8:45) (Shotgun) A.Rodgers pass short middle to G.Allison to ATL 7 for 11 yards (C.Goodwin). | P21 |
| <u>1-7-ATL 7</u> | (8:19) (No Huddle) A.Rodgers pass incomplete short left to J.Cook (D.Jones). | |
| 2-7-ATL 7 | (8:14) (Shotgun) A.Rodgers pass incomplete short right to R.Cobb [G.Jarrett]. | |
| | <i>PENALTY on ATL-D.Freeney, Defensive Offside, 4 yards, enforced at ATL 7 - No Play.</i> | |
| 2-3-ATL 3 | (8:06) (Shotgun) A.Ripkowski left guard to ATL 7 for -4 yards (R.Hageman, G.Jarrett). | |
| 3-7-ATL 7 | (7:25) (Shotgun) A.Rodgers scrambles right end ran ob at ATL 3 for 4 yards (R.Alford). ATL-R.Hageman was injured during the play. | |
| | <i>PENALTY on GB-A.Rodgers, Face Mask (15 Yards), 15 yards, enforced at ATL 3.</i> | |
| | Timeout #2 by ATL at 06:57. | |
| 3-18-ATL 18 | (6:57) (Shotgun) A.Rodgers pass incomplete deep right to J.Janis (R.Alford). | |
| | <i>PENALTY on ATL-R.Alford, Defensive Pass Interference, 17 yards, enforced at ATL 18 - No Play.</i> | X22 |
| <u>1-1-ATL 1</u> | (6:52) (Shotgun) A.Rodgers pass incomplete short left to J.Cook. | |
| 2-1-ATL 1 | (6:48) (Shotgun) A.Rodgers pass short left to J.Cook for 1 yard, TOUCHDOWN. | P23 |
| | (Run formation) TWO-POINT CONVERSION ATTEMPT. C.Michael rushes right guard. ATTEMPT FAILS. | |

GB 21 ATL 44, 14 plays, 75 yards, 2 penalties, 5:24 drive, 8:17 elapsed

(Onside Kick formation) M.Crosby kicks onside 15 yards from GB 35 to 50. M.Sanu (didn't try to advance) to 50 for no gain (J.Janis).

Atlanta Falcons at 6:43, (1st play from scrimmage 6:42)

| | | |
|-------------------|---|-----|
| 1-10-50 | (6:42) D.Freeman left tackle to GB 47 for 3 yards (M.Daniels). | |
| 2-7-GB 47 | (6:02) D.Freeman right end to GB 45 for 2 yards (J.Thomas). | |
| | <i>PENALTY on GB-C.Matthews, Defensive Offside, 5 yards, enforced at GB 47 - No Play.</i> | |
| 2-2-GB 42 | (5:38) D.Freeman left tackle to GB 40 for 2 yards (M.Burnett). | R30 |
| <u>1-10-GB 40</u> | (4:53) T.Coleman left tackle to GB 38 for 2 yards (J.Thomas). | |
| 2-8-GB 38 | (4:11) T.Coleman right tackle to GB 38 for no gain (M.Burnett). | |
| 3-8-GB 38 | (3:28) D.Freeman left guard to GB 40 for -2 yards (B.Martinez). | |
| | Timeout #3 by ATL at 02:43. | |
| 4-10-GB 40 | (2:43) M.Bosher punts 35 yards to GB 5, Center-J.Harris, fair catch by T.Davis. | |

Green Bay Packers at 2:36

| | | |
|--------------------|--|-----|
| 1-10-GB 5 | (2:36) (Shotgun) C.Michael right guard to GB 6 for 1 yard (J.Vellano). | |
| Two-Minute Warning | | |
| 2-9-GB 6 | (2:00) (Shotgun) C.Michael left guard to GB 10 for 4 yards (P.Worrilow). | |
| 3-5-GB 10 | (1:28) (Shotgun) B.Hundley right end to GB 24 for 14 yards (P.Worrilow). | R24 |
| <u>1-10-GB 24</u> | (:48) (Shotgun) C.Michael left tackle to GB 28 for 4 yards (T.Jackson). | |

Green Bay Packers vs Atlanta Falcons at Georgia Dome

| | | | | | | | | |
|-------------------|--|------|-------------|---|---|---|--------------|--------|
| 2-6-GB 28 | (:10) (Shotgun) C.Michael right end to GB 26 for -2 yards (D.Olatoye). | | | | | | | |
| END OF QUARTER | | Time | First Downs | | | | Efficiencies | |
| | Score | Poss | R | P | X | T | 3 Down | 4 Down |
| Green Bay Packers | 21 | 8:00 | 1 | 5 | 1 | 7 | 1/2 | 1/1 |
| Atlanta Falcons | 44 | 7:00 | 3 | 1 | 0 | 4 | 2/3 | 0/0 |

Miscellaneous Statistics Report

Green Bay Packers vs Atlanta Falcons

1/22/2017 at Georgia Dome

Ten Longest Plays for Green Bay Packers

| Yards | Qtr | Play Start | Play Description |
|-------|-----|-------------|---|
| 34 | 4 | 4-18-GB 37 | (10:37) (Shotgun) A.Rodgers pass deep middle to R.Cobb to ATL 29 for 34 yards (D.Olatoye). |
| 28 | 3 | 1-10-GB 25 | (4:11) (Shotgun) A.Rodgers scrambles up the middle to ATL 47 for 28 yards (B.Poole). |
| 27 | 1 | 2-6-GB 29 | (7:44) (Shotgun) A.Rodgers pass deep left to J.Nelson pushed ob at ATL 44 for 27 yards (R.Allen). |
| 26 | 3 | 1-10-ATL 33 | (10:43) (No Huddle, Shotgun) A.Rodgers pass deep right to J.Cook to ATL 7 for 26 yards (R.Allen). |
| 22 | 2 | 1-10-GB 44 | (14:20) (Shotgun) A.Rodgers pass deep middle to R.Cobb to ATL 34 for 22 yards (B.Poole; D.Jones). |
| 20 | 4 | 1-10-GB 25 | (12:07) (Shotgun) A.Rodgers pass short left to A.Ripkowski to GB 45 for 20 yards (D.Campbell; J.Collins). |
| 18 | 3 | 1-10-ATL 32 | (2:23) (Shotgun) A.Rodgers pass deep right to J.Cook ran ob at ATL 14 for 18 yards (D.Campbell). |
| 17 | 2 | 2-8-GB 27 | (15:00) A.Rodgers pass short left to R.Cobb to GB 44 for 17 yards (D.Jones, R.Allen). |
| 15 | 1 | 1-10-ATL 44 | (7:10) (Shotgun) A.Rodgers pass short right to J.Nelson to ATL 29 for 15 yards (B.Poole). |
| 14 | 4 | 3-5-GB 10 | (1:28) (Shotgun) B.Hundley right end to GB 24 for 14 yards (P.WorriLOW). |

Ten Longest Plays for Atlanta Falcons

| Yards | Qtr | Play Start | Play Description |
|-------|-----|-------------|--|
| 73 | 3 | 2-8-ATL 27 | (14:03) (Shotgun) M.Ryan pass short middle to J.Jones for 73 yards, TOUCHDOWN. |
| 31 | 1 | 1-10-GB 36 | (10:29) M.Ryan pass short right to P.DiMarco pushed ob at GB 5 for 31 yards (J.Ryan, M.Burnett). |
| 23 | 3 | 1-10-ATL 35 | (8:23) M.Ryan pass deep middle to J.Jones to GB 42 for 23 yards (L.Gunter) [M.Daniels]. GB-J.Ryan was injured during the |
| 20 | 2 | 1-10-ATL 37 | (10:18) (Shotgun) M.Ryan pass deep right to J.Jones ran ob at GB 43 for 20 yards [M.Daniels]. |
| 19 | 2 | 3-10-GB 33 | (8:10) (Shotgun) M.Ryan pass short left to J.Jones to GB 14 for 19 yards (J.Thomas). |
| 19 | 2 | 1-10-GB 33 | (:35) (No Huddle, Shotgun) M.Ryan pass short middle to D.Freeman to GB 14 for 19 yards (H.Clinton-Dix). |
| 17 | 2 | 1-10-ATL 20 | (10:59) M.Ryan pass deep middle to J.Jones to ATL 37 for 17 yards (L.Gunter) [N.Perry]. |
| 17 | 2 | 1-10-ATL 23 | (5:58) (Shotgun) M.Ryan pass short right to T.Coleman pushed ob at ATL 40 for 17 yards (D.Randall). |
| 16 | 1 | 2-12-ATL 29 | (4:55) (Shotgun) M.Ryan pass deep right to M.Sanu to ATL 45 for 16 yards (M.Burnett). |
| 16 | 2 | 3-10-GB 49 | (:56) (Shotgun) M.Ryan pass short middle to T.Gabriel to GB 33 for 16 yards (Q.Rollins). |

Touchdown Scoring Information

| | | Offense | Defense | Special Teams |
|----------------|-------------------|---------|---------|---------------|
| VISITOR | Green Bay Packers | 3 | 0 | 0 |
| HOME | Atlanta Falcons | 6 | 0 | 0 |

Player Scoring Information

| Club | Player | TD | Rush TD | Rec TD | KO TD | Punt TD | Int TD | Fum TD | Misc TD | FG | XP | 2Pt Rush | 2Pt Rec | Sfty | Points |
|------|-------------|----|---------|--------|-------|---------|--------|--------|---------|----|----|----------|---------|------|--------|
| GB | D.Adams | 0 | 0 | 1 | 0 | 0 | 0 | 0 | 0 | 0 | 0 | 0 | 0 | 0 | 6 |
| GB | J.Nelson | 0 | 0 | 1 | 0 | 0 | 0 | 0 | 0 | 0 | 0 | 0 | 0 | 0 | 6 |
| GB | J.Cook | 0 | 0 | 1 | 0 | 0 | 0 | 0 | 0 | 0 | 0 | 0 | 0 | 0 | 6 |
| GB | A.Ripkowski | 0 | 0 | 0 | 0 | 0 | 0 | 0 | 0 | 0 | 0 | 1 | 0 | 0 | 2 |
| GB | M.Crosby | 0 | 0 | 0 | 0 | 0 | 0 | 0 | 0 | 0 | 1 | 0 | 0 | 0 | 1 |
| ATL | J.Jones | 0 | 0 | 2 | 0 | 0 | 0 | 0 | 0 | 0 | 0 | 0 | 0 | 0 | 12 |
| ATL | M.Bryant | 0 | 0 | 0 | 0 | 0 | 0 | 0 | 0 | 1 | 5 | 0 | 0 | 0 | 8 |
| ATL | M.Ryan | 0 | 1 | 0 | 0 | 0 | 0 | 0 | 0 | 0 | 0 | 0 | 0 | 0 | 6 |
| ATL | T.Coleman | 0 | 1 | 0 | 0 | 0 | 0 | 0 | 0 | 0 | 0 | 0 | 0 | 0 | 6 |
| ATL | D.Freeman | 0 | 0 | 1 | 0 | 0 | 0 | 0 | 0 | 0 | 0 | 0 | 0 | 0 | 6 |
| ATL | M.Sanu | 0 | 0 | 1 | 0 | 0 | 0 | 0 | 0 | 0 | 0 | 0 | 0 | 0 | 6 |

Possession Detail

| | First Half | | Second Half | | Game | |
|-----------------------------|------------|-------|-------------|-------|---------|-------|
| | Visitor | Home | Visitor | Home | Visitor | Home |
| Largest Lead | 0 | 24 | 0 | 31 | 0 | 31 |
| Drives Leading | 0 | 4 | 0 | 4 | 0 | 8 |
| Time of Possession Leading | 0:00 | 13:26 | 0:00 | 13:37 | 0:00 | 27:03 |
| Largest Deficit | -24 | 0 | -31 | 0 | -31 | 0 |
| Drives Trailing | 5 | 0 | 5 | 0 | 10 | 0 |
| Time of Possession Trailing | 9:58 | 0:00 | 16:23 | 0:00 | 26:21 | 0:00 |
| Times Score Tied Up | | 0 | | 0 | | 0 |
| Lead Changes | | 1 | | 0 | | 1 |

Playtime Percentage

Percent of playtime per player on offense, defense and special teams

Green Bay Packers

Atlanta Falcons

| | | Offense | | Defense | | Special Teams | | | | Offense | | Defense | | Special Teams | |
|---------------|----|---------|------|---------|------|---------------|-----|-------------|----|---------|------|---------|------|---------------|-----|
| D Bakhtiari | T | 68 | 100% | | | 2 | 8% | C Chester | G | 73 | 100% | | | 7 | 27% |
| C Linsley | C | 68 | 100% | | | | | A Levitre | G | 73 | 100% | | | 7 | 27% |
| R Cobb | WR | 66 | 97% | | | 1 | 4% | R Schraeder | T | 73 | 100% | | | 7 | 27% |
| B Bulaga | T | 63 | 93% | | | 2 | 8% | J Matthews | T | 73 | 100% | | | 7 | 27% |
| A Rodgers | QB | 63 | 93% | | | | | M Ryan | QB | 73 | 100% | | | | |
| J Cook | TE | 51 | 75% | | | | | A Mack | C | 66 | 90% | | | | |
| D Barclay | T | 50 | 74% | | | 6 | 23% | L Toilolo | TE | 52 | 71% | | | 11 | 42% |
| J Nelson | WR | 50 | 74% | | | | | M Sanu | WR | 52 | 71% | | | 2 | 8% |
| T Lang | G | 38 | 56% | | | 1 | 4% | D Freeman | RB | 46 | 63% | | | | |
| J Spriggs | T | 30 | 44% | | | 2 | 8% | J Jones | WR | 44 | 60% | | | 2 | 8% |
| A Ripkowski | FB | 28 | 41% | | | 4 | 15% | A Hooper | TE | 44 | 60% | | | 2 | 8% |
| D Adams | WR | 27 | 40% | | | | | T Gabriel | WR | 31 | 42% | | | | |
| G Allison | WR | 27 | 40% | | | | | A Robinson | WR | 29 | 40% | | | | |
| T Montgomery | WR | 23 | 34% | | | 2 | 8% | T Coleman | RB | 26 | 36% | | | | |
| T Davis | WR | 22 | 32% | | | 6 | 23% | P DiMarco | FB | 23 | 32% | | | 7 | 27% |
| L Taylor | G | 18 | 26% | | | 1 | 4% | J Hardy | WR | 13 | 18% | | | 17 | 65% |
| R Rodgers | TE | 17 | 25% | | | 8 | 31% | B Garland | C | 7 | 10% | | | 10 | 38% |
| C Michael | RB | 15 | 22% | | | 7 | 27% | J Perkins | TE | 4 | 5% | | | 13 | 50% |
| J Janis | WR | 14 | 21% | | | 17 | 65% | T Compton | T | 1 | 1% | | | 10 | 38% |
| L Guion | NT | 5 | 7% | 26 | 36% | 2 | 8% | R Allen | SS | | | 68 | 100% | 4 | 15% |
| B Hundley | QB | 5 | 7% | | | | | B Poole | CB | | | 68 | 100% | 4 | 15% |
| H Clinton-Dix | FS | | | 73 | 100% | 11 | 42% | D Jones | LB | | | 64 | 94% | 2 | 8% |
| J Thomas | LB | | | 73 | 100% | 7 | 27% | R Alford | CB | | | 63 | 93% | 9 | 35% |
| M Burnett | SS | | | 73 | 100% | 7 | 27% | J Collins | CB | | | 63 | 93% | 1 | 4% |
| D Randall | CB | | | 69 | 95% | 9 | 35% | K Neal | FS | | | 62 | 91% | 10 | 38% |
| L Gunter | CB | | | 67 | 92% | 9 | 35% | D Campbell | LB | | | 57 | 84% | | |
| C Matthews | LB | | | 57 | 78% | 7 | 27% | V Beasley | LB | | | 47 | 69% | | |
| M Daniels | DT | | | 55 | 75% | 7 | 27% | G Jarrett | DT | | | 38 | 56% | 2 | 8% |
| N Perry | LB | | | 43 | 59% | | | D Freeney | DE | | | 37 | 54% | | |
| J Peppers | LB | | | 42 | 58% | 9 | 35% | J Babineaux | DT | | | 33 | 49% | 7 | 27% |
| M Hyde | SS | | | 39 | 53% | 4 | 15% | B Reed | DE | | | 31 | 46% | 14 | 54% |
| D Jones | LB | | | 36 | 49% | 17 | 65% | R Hageman | DT | | | 28 | 41% | 2 | 8% |
| J Ryan | LB | | | 36 | 49% | 1 | 4% | T Jackson | DE | | | 19 | 28% | 2 | 8% |
| K Clark | DT | | | 31 | 42% | 7 | 27% | J Vellano | NT | | | 18 | 26% | | |
| M Evans | SS | | | 25 | 34% | 17 | 65% | C Upshaw | DT | | | 17 | 25% | 2 | 8% |
| Q Rollins | CB | | | 19 | 26% | 15 | 58% | C Goodwin | CB | | | 9 | 13% | 17 | 65% |
| B Martinez | LB | | | 18 | 25% | 17 | 65% | D Olatoye | CB | | | 8 | 12% | 2 | 8% |
| D Lowry | DE | | | 18 | 25% | | | S Neasman | SS | | | 6 | 9% | 13 | 50% |
| K Brice | FS | | | 3 | 4% | 3 | 12% | P Worrilow | LB | | | 4 | 6% | 19 | 73% |
| J Elliott | LB | | | | | 20 | 77% | L Reynolds | LB | | | 4 | 6% | 17 | 65% |
| J Tripp | LB | | | | | 17 | 65% | P Wheeler | LB | | | 4 | 6% | 7 | 27% |
| K Fackrell | LB | | | | | 17 | 65% | E Weems | WR | | | | | 17 | 65% |
| J Hawkins | CB | | | | | 9 | 35% | M Boshier | P | | | | | 17 | 65% |
| M Crosby | K | | | | | 7 | 27% | J Harris | LS | | | | | 9 | 35% |
| B Goode | LS | | | | | 4 | 15% | | | | | | | | |



2016 ATLANTA FALCONS
RECORDS/RESULTS

RISE UP

TEAM RECORDS

FALCONS ALL-TIME RECORDS

Total Regular Season Games Played: 784

Regular Season Record: 341-437-6 (51 seasons)

Home: 201-190-2 Away: 140-247-4

Playoff Games Played:

22..... (10 home, 11 away, 1 neutral)

Playoff Record:

9-12..... (6-3 home, 3-8 away, 0-1 neutral)

Most Games Won, Season:

16 (14 regular — 2 playoff)..... 1998
13 (all regular season)..... 2012
13 (all regular season)..... 2010
12 (all regular season)..... 1980
12 (11 regular — 1 playoff)..... 2004

Best Winning Percentage, Overall Season:

.842 (16-3)..... 1998

Best Win. Per., Reg. Season:

.875 (14-2)..... 1998

Playoff Berths:

13..... (1978, '80, '82, '91, '95, '98,
..... '02, '04, '08, '10, '11, '12, '16)

Division Titles:

6..... 1980, '98, '04, '10, '12, '16

Conference Championships:

2..... 1998, '16

CONSECUTIVES

Most Consecutive Wins:

9..... (1998)
9..... (1980)

Most Consecutive Home Wins:

10..... (2 in 1997, 8 in 1998)

Most Consecutive Road Wins:

6..... (1980)

ATTENDANCE

Home Season (10 games)

703,423..... (1992)
703,361..... (2006)
701,556..... (2005)

Largest Attendance, Home Game

71,151..... (10/22/06 vs. Pitt.)
71,102..... (12/16/06 vs. Dal.)
71,079..... (10/9/05 vs. N. E.)

Largest Attendance, Away Game

86,436..... (12/3/06 at Was., FedEx Field)

Consecutive Sellouts, Home (Regular Season)

61..... (2008-2015)

LARGEST MARGIN OF VICTORY

55 (at N.O., 62-7)..... (9/16/73)
42 (vs T.B., 56-14)..... (9/18/14)
41 (at Car., 41-0)..... (11/24/02)

LARGEST MARGIN OF LOSSES

59..... at LA Rams, 0-59 (12/4/76)

BIGGEST COMEBACKS

21..... vs. G.B. (11/27/83)
..... Down 21-0, Won 47-41-OT
21..... at NYJ. (10/23/83)
..... Down 21-0, Won 27-21
18..... at Stl. (11/9/80)
..... Down 24-6, Won 33-27 OT

LONGEST GAME PLAYED

4:23..... S.F. (10/6/85)

SHORTEST GAME PLAYED

2:16..... at N.E. (9/24/72)

SCORING

Most Points, Season:

540..... (2016)
442..... (1998)
426..... (1981)

Most Points, Game:

62..... at N.O. (7) (9/16/73)
56..... vs. T.B. (14) (9/18/14)
51..... vs. Car. (23) (10/4/98)

Most Points, First Half:

35..... at S.F. (10/11/09)

Most Points, Second Half:

38..... at N.O. (9/16/73)

Most Points, One Quarter:

33..... vs. T.B., (2nd Qtr) (11/17/91)

TEAM RECORDS

Most Points, Each Quarter:

1st: 21 (Seven Times) Last vs. S.F. (12/18/16)
 2nd: 33 vs. T.B. (11/17/91)
 3rd: 24 at N.O. (10/19/80)
 4th: 31 at G.B. (9/13/81)

Most Points, Both Teams, Game

90 Atlanta (33) vs. Pitt. (57) (12/18/66)
 88 Atlanta (47) at G.B. (41) (11/27/83)
 85 Atlanta (44) vs. Sea. (41) (12/30/07)

Most Points, Both Teams, By Quarter

1st: 34 Atlanta (13) at LA Rai. (21) . . (11/30/75)
 2nd: 41 Atlanta (20) at N.O. (21)
 (9/2/79)
 3rd: 35 Atlanta (14) vs. Pitt. (21) . . . (12/18/66)
 4th: 43 Atlanta (28) vs. Car. (15) . . . (11/23/08)

Most Touchdowns, Season

63 (2016)
 53 (1998)
 52 (1981)

Most Touchdowns, Game

8, Two Times Last vs T.B. (9/18/14)L

Most Touchdowns, Both Teams, Game

12 Atlanta (5) vs. Pitt. (7) (12/18/66)

Most PATs, Season

56 (2016)
 51 (1998)
 51 (1981)

Most PATs, Game

8, Two Times Last vs T.B. (9/18/14)

Most Two-Point Conversions, Season

4 (4 for 4) (2005)

Most FG's, Season

34 (37 att.) (2016)
 33 (38 att.) (2012)
 33 (40 att.) (1995)

Most FG's Made, Game

6 at N.O. (11/13/94)

Most FG's Made, Both Teams

8 Atlanta (6) at N.O. (2) (11/13/94)

Most FG's Attempted, Game

6 vs. Chi, (5 made) (10/12/08)
 6 vs. Ari, (6 made) (10/1/06)

Most FG's Attempted, Both Teams

10 Atlanta (3) vs. Stl. (7) (12/11/66)

Most Consecutive Games Scored In

176 (2004-2015)

FIRST DOWNS

Most First Downs, Season

379 (2016)
 359 (2015)
 353 (2010)

Most First Downs, Game

35 vs. N.O. (OT) (1979)
 33 vs. Ari (2010)

Most First Downs, Both Teams

58, Twice Last ATL (28) vs N.O. (30) (OT) (9/18/14)

Most First Downs, Rushing, Season

149 (1986)
 149 (1985)

Most First Downs, Rushing, Game

19 vs. N.O. (10/24/71)

Most First Downs, Passing, Season

246 (2012)
 239 (2016)
 233 (2014)

Most First Downs, Passing, Game

22 at Car. (12/9/12)
 22 vs. Det. (11/5/95)

Most First Downs, Penalty, Season

42 (2010)

Most First Downs, Penalty, Game

8 vs. Ari (9/19/10)

TOTAL YARDS

Most Net Yards Gained, Season

6,653 (2016)
 6,051 (2014)
 6,026 (2011)

Most Yards Gained, Game

571 vs. Car., (90-R, 481-P) (10/2/16)
 568 vs. N.O., (123-R, 445-P) (9/7/14)
 563 vs. STL, (209-R, 354-P) (11/9/180)

Most Yards Gained, Game, Both Teams

1,092 . . . Atlanta (447) at Pitt. (645) (11/10/02)
 1,061 . . . Atlanta (552) at N.O. (509) (9/2/79)

TEAM RECORDS

Most Total Plays, Season

| | |
|-------|--------|
| 1,144 | (1981) |
| 1,097 | (2010) |
| 1,090 | (1985) |

RUSHING

Most Yards Gained, Season

| | |
|-------------|--------|
| *2,939 | (2006) |
| *2,672 | (2004) |
| *2,546 | (2005) |
| *NFL leader | |

Most Yards Gained, Game

| | |
|-----------------|-----------|
| 318 vs. Det. | (9/7/08) |
| 306 vs. T.B. | (9/17/06) |
| 297 vs. LA Rams | (10/1/72) |

Most Yards Gained, Both Teams, Game

| | |
|----------------------------------|-----------|
| 476 Atlanta (169) vs. Was. (307) | (11/3/85) |
|----------------------------------|-----------|

Most Rushing Attempts, Season

| | |
|-----|--------|
| 582 | (1977) |
| 578 | (1986) |
| 560 | (2008) |

Most Rushing Attempts, Game

| | |
|------------|------------|
| 58 at T.B. | (11/27/77) |
|------------|------------|

Most Rushing Att. Both Teams, Game

| | |
|-------------------------------|------------|
| 105 Atlanta (43) at Oak. (62) | (11/30/75) |
|-------------------------------|------------|

Best Rushing Average, Season

| | |
|-----|--------|
| 5.5 | (2006) |
| 5.1 | (2004) |
| 4.8 | (2005) |

Most TD's Rushing, Season

| | |
|----|--------|
| 23 | (2008) |
| 23 | (2002) |
| 20 | (2004) |
| 20 | (2016) |

Most TD's Rushing, Game

| | |
|------------|------------|
| 5 vs. Car. | (11/23/08) |
| 5 at S.D. | (10/21/73) |

PASSING

Most Net Yards Passing, Season

| | |
|-------|--------|
| 4,944 | (2016) |
| 4,553 | (2014) |
| 4,509 | (2012) |

Most Net Yards Passing, Game

| | |
|-------------|-----------|
| 481 vs Car. | (10/2/16) |
|-------------|-----------|

| | |
|-------------|------------|
| 445 vs N.O. | (9/7/14) |
| 434 at N.O. | (12/26/11) |

Most Net Yds Passing, Both Teams, Game

| | |
|----------------------------------|------------|
| 807 Atlanta (365) vs. S.F. (442) | (10/14/90) |
|----------------------------------|------------|

Most Passing Attempts, Season

| | |
|-----|--------|
| 659 | (2013) |
| 632 | (2014) |
| 629 | (1994) |

Most Passing Attempts, Game

| | |
|------------------------|------------|
| 66 vs. Det. (37 comp.) | (12/24/89) |
| 61 at Arz. (34 comp.) | (10/27/13) |
| 61 at N.O. (40 comp.) | (12/26/11) |

Most Passing Att. Both Teams, Game

| | |
|--------------------------------|-----------|
| 102 Atlanta (45) vs. S.F. (57) | (10/6/85) |
|--------------------------------|-----------|

Most Passes Completed, Season

| | |
|----------------|--------|
| 445 (659 att.) | (2013) |
| 422 (615 att.) | (2012) |
| 418 (632 att.) | (2014) |

Most Passes Completed, Game

| | |
|------------------------|------------|
| 40 at N.O. (61 att.) | (12/26/11) |
| 37, Four Times | |
| Last vs. TB (45 att.) | (11/1/15) |

Most Passes Comp. Both Teams, Game

| | |
|-------------------------------|-----------|
| 68 Atlanta (31) vs. S.F. (37) | (10/6/85) |
|-------------------------------|-----------|

Best Completion Percentage, Season

| | |
|------|--------|
| 69.9 | (2016) |
| 68.6 | (2012) |
| 67.5 | (2013) |

Most TD Passes, Season

| | |
|----|--------|
| 38 | (2016) |
| 33 | (1992) |
| 32 | (2012) |

Most TD Passes, Game

| | |
|-----------|------------|
| 5 at T.B. | (12/13/92) |
|-----------|------------|

Most TD Passes, Both Teams, Game

| | |
|-----------------------------|------------|
| 10 Atlanta (4) vs. S.F. (6) | (10/14/90) |
|-----------------------------|------------|

Most Passes Had Intercepted, Season

| | |
|---------------|--------|
| 32 (501 att.) | (1987) |
| 31 (355 att.) | (1974) |
| 30 (600 att.) | (1996) |

TEAM RECORDS

Fewest Passes, Intercepted, Season

| | | |
|----|------------|--------|
| 7 | (534 att.) | (2016) |
| 9 | (577 att.) | (2010) |
| 10 | (507 att.) | (1983) |

Fewest Times Passer Thrown For Loss, Season

| | | |
|----|------------|--------|
| 17 | (434 att.) | (2008) |
| 23 | (577 att.) | (2010) |
| 26 | (594 att.) | (2011) |

Fewest Sacks Per Play, Season

| | | |
|-------|------------|--------|
| 1 per | 33.4 plays | (2014) |
| 1 per | 26.9 plays | (2016) |
| 1 per | 25.5 plays | (2008) |

PUNTING

Highest Punting Average, Season

| | |
|------|--------|
| 46.7 | (2016) |
| 46.4 | (2015) |
| 45.9 | (2012) |

Most Punts, Season

110 (1978)

Most Punts, Game

12 vs. Was. (12/10/78)

PUNT RETURNS

Highest Punt Return Average, Season

| | |
|------|--------|
| 14.3 | (2003) |
| 13.6 | (2001) |
| 13.3 | (2014) |

Most Punt Returns, Season

60 (1976)

Most Punt Returns, Game

8 Three Times
Last at Det. (11/12/00)

Most Yards Gained, Season

635 (1974)
613 (2003)
536 (1980)

Most Yards Gained, Game

139 vs. Dal. (11/11/01)

Most TD Returns, Season

2 (1970, 1999)

Most TD Returns, Game

1 15 Times
Last vs. T.B. (9/18/14)

KICKOFF RETURNS

Highest Kickoff Return Average, Season

| | |
|------|--------|
| 26.5 | (2010) |
| 25.7 | (2015) |
| 25.2 | (1998) |

Most Kickoff Returns, Season

87 (1996)

Most Yards Gained, Season

| | |
|-------|--------|
| 1,890 | (2000) |
| 1,825 | (1996) |
| 1,737 | (1966) |

Most Yards Gained, Game

| | |
|---------------|------------|
| 257 at Den. | (9/10/00) |
| 249 vs. Pitt. | (9/27/93) |
| 237 vs. Sea. | (12/30/07) |

Most TD Returns, Season

3 (2000)

TURNOVERS/TAKEAWAYS

Most Fumbles Had, Season

42 (1972)

Most Fumbles Lost, Season

24 (1974)

Most Fumbles Lost, Game

5 Three Times
Last vs. N.O. (11/25/79)

Most Turnovers, Season

55 (24 Fum., 31 int.) (1974)

Most Takeaways, Season

48 (1977)

Biggest Turnover Differential, Season

+23 (48 Takeaways, 25 Turnovers) (1977)
+20 (44 Takeaways, 24 Turnovers) (1998)

Biggest Turnover Deficit, Season

-26 (29 Takeaways, 55 Turnovers) (1974)
-22 (27 Takeaways, 49 Turnovers) (1987)

QUARTERBACK SACKS MADE

Most Sacks, Season

55 (1997)
48 (2004)
47 (2002)
47 (1978)

TEAM RECORDS

Most Sack Yardage, Season

425 (1978)
396 (1980)
391 (1977)

Most Sacks, Game

10 at N.O. (10/12/97)

OPPONENT FUMBLES/RECOVERIES

Most Fumbles, Game

7 at Min. (12/21/08)
7 vs. Phi. (10/5/76)

PENALTIES

Most Penalties, Season

130 (1,083 yds.) (1978)

Most Penalties, Game

17 at S.F. (11/5/78)

Fewest Penalties, Season

55 (415 yds.) (2012)*
*NFL Record
58 (598 yds.) (2010)
63 (601 yds.) (1969)
63 (659 yds.) (1968)

Fewest Penalties, Game

1 18 Times
Last at IND. (11/06/11)

Most Yards, Penalties, Game

153 vs. G.B., (16 penalties) (12/26/72)

TIME OF POSSESSION

Largest Advantage, Game (Atlanta in regulation)

(45:15) Atl. at Oak. (14:45)
(11/2/08)
(43:21) Atl. vs. LA Rams (16:39)
(11/17/85)
(42:39) Atl. vs. S.F. (17:21)
(12/19/82)

INTERCEPTIONS

Most Interceptions, Season

26 (1980)
26 (1977)

Most Interceptions, Game

6 at N.O. (9/16/73)
6 vs. LA Rams. (10/1/72)

INDIVIDUAL RECORDS

SCORING

Most Points Career:

| | |
|-----------|------------------------------------|
| 892 | Matt Bryant (2009-16) |
| 806 | Morten Andersen (1995-00, 2006-07) |
| 558 | Mick Luckhurst (1981-87) |
| 436 | Jay Feely (2001-04) |
| 395 | Norm Johnson (1991-94) |

Most Points, Season:

| | |
|-----------|--------------------|
| 158 | Matt Bryant (2016) |
| 143 | Matt Bryant (2012) |
| 138 | Jay Feely (2002) |
| 129 | Jason Elam (2008) |
| 128 | Matt Bryant (2010) |

Most Points, Game:

| | |
|----------|------------------------------------|
| 24 | Michael Turner vs. Car. (11/23/08) |
| 24 | T.J. Duckett vs. Oak. (12/12/04) |
| 20 | Norm Johnson at N.O. (11/13/94) |

Most Consecutive Games Scoring:

| | |
|-----------|---|
| 124 | Morten Andersen (1995-WK 1, 2000, 2006 W2-W17, 2007 W 2-W 17) |
| 95 | Matt Bryant (2009-WK 13, 2015) |

Most Touchdowns, Career:

| | |
|----------|----------------------------|
| 63 | Roddy White (2005-15) |
| 61 | Michael Turner (2008-12) |
| 57 | Terance Mathis (1994-2001) |
| 56 | Andre Rison (1990-94) |
| 48 | Gerald Riggs (1982-88) |

Most Touchdowns, Season:

| | |
|----------|------------------------|
| 17 | Michael Turner (2008) |
| 16 | Jamal Anderson (1998) |
| 15 | Andre Rison (1993) |
| 14 | Devonta Freeman (2015) |

Most Touchdowns, Game:

| | |
|---------|------------------------------------|
| 4 | Michael Turner vs. Car. (11/23/08) |
| 4 | T.J. Duckett vs. Oak. (12/12/04) |

Most Consecutive Games, TD Scored:

| | |
|---------|-----------------------|
| 7 | Michael Turner (2009) |
| 7 | T.J. Duckett (2003) |
| 6 | Terance Mathis (1998) |

Most Two-Point Conversions, Career:

| | |
|---------|----------------------------|
| 6 | Terance Mathis (1994-2001) |
| 3 | Brian Finneran (2000-08) |

Most Two-Point Conversions, Season:

| | |
|---------|-----------------------|
| 3 | Terance Mathis (1995) |
| 3 | Brian Finneran (2005) |
| 2 | Terance Mathis (1994) |

KICKING

Most PAT's Made, Career:

| | |
|-----------|--------------------------------------|
| 304 | Matt Bryant (2009-16) |
| 254 .. | Morten Andersen (1995-2000, 2006-07) |
| 213 | Mick Luckhurst (1981-87) |
| 143 | Norm Johnson (1991-94) |
| 142 | Jay Feely (2001-04) |

Most PAT's Attempted, Career:

| | |
|-----------|--------------------------------------|
| 305 | Matt Bryant (2009-16) |
| 256 .. | Morten Andersen (1995-2000, 2006-07) |
| 216 | Mick Luckhurst (1981-87) |
| 144 | Norm Johnson (1991-94) |
| 144 | Jay Feely (2001-04) |

Most PAT's Made, Season:

| | |
|----------|------------------------|
| 56 | Matt Bryant (2016) |
| 51 | Morten Andersen (1998) |
| 51 | Mick Luckhurst (1981) |

Most PAT's Attempted, Season:

| | |
|----------|------------------------|
| 57 | Matt Bryant (2016) |
| 52 | Morten Andersen (1998) |
| 51 | Mick Luckhurst (1981) |

Most PAT's Made, Game:

| | |
|----------------|-------------------------------------|
| 8 (Twice) | Last, Matt Bryant vs T.B. (9/18/14) |
|----------------|-------------------------------------|

Most PAT's Attempted, Game:

| | |
|----------------|-------------------------------------|
| 8 (Twice) | Last, Matt Bryant vs T.B. (9/18/14) |
|----------------|-------------------------------------|

Most Consecutive PAT's Made:

| | |
|-----------|--|
| 257 | Matt Bryant (2009 W13-2016 W10) |
| 153 | Morten Anderson (1998 W4-2000, '06-07) |
| 139 | Norm Johnson (1991-94) |
| 134 | Mick Luckhurst (1983-87) |

Most FG's Made, Career:

| | |
|-----------|--------------------------------------|
| 196 | Matt Bryant (2009-16) |
| 184 .. | Morten Andersen (1995-2000, 2006-07) |
| 115 | Mick Luckhurst (1981-87) |
| 98 | Jay Feely (2001-04) |

Most FG's Made, Season:

| | |
|----------|------------------------|
| 33 | Matt Bryant (2012) |
| 32 | Jay Feely (2002) |
| 31 | Morten Andersen (1995) |

Most FG's Made, Game:

| | |
|---------|-----------------------------------|
| 6 | Norm Johnson at N.O. (11/13/94) |
| 6 | Morten Andersen vs. Ari (10/1/06) |

INDIVIDUAL RECORDS

Most FGs Attempted, Career:

| | |
|-----|------------------------------------|
| 224 | Morten Andersen(1995-2000, '06-07) |
| 222 | Matt Bryant (2009-15) |
| 164 | Mick Luckhurst.....(1981-87) |
| 127 | Jay Feely.....(2001-04) |

Most FGs Attempted, Season

| | |
|----|----------------------------|
| 40 | Jay Feely.....(2002) |
| 38 | Matt Bryant.....(2012) |
| 38 | Nick Mike-Mayer.....(1973) |

Most FGs Attempted, Game

| | |
|---|-------------------------------------|
| 6 | Jason Elam.....vs. Chi. (10/12/08) |
| 6 | Norm Johnson.....at N.O. (11/13/94) |

Most Consecutive FGs Made

| | |
|----|---|
| 30 | Matt Bryant(2010) (16), (2011) (1st 14) |
| 26 | Norm Johnson....(1992) (5), (1993) (1st 21) |
| 18 | Todd Peterson.....(2005) |
| 18 | Morten Andersen... (1995) (Wks. 1-9) |

Best FG Percentage, Career (Min. 35)

| | |
|------|--|
| .883 | Matt Bryant (196 of 222) .. (2009-16) |
| .866 | Norm Johnson (84 of 97) ... (1991-94) |
| .821 | Morten Andersen (184 of 224)(95-2000, 2006-07) |

Best FG Percentage, Season

| | |
|------|-------------------------------------|
| .963 | Norm Johnson (26 of 27)(1993) |
| .935 | Jason Elam (29 of 31).....(2008) |
| .931 | Matt Bryant (27 of 29).....(2011) |

Most 50-yard FGs, Career

| | |
|----|-------------------------------------|
| 32 | Matt Bryant.....(2009-2016) |
| 15 | Morten Andersen(1995-2000,2006-'07) |
| 8 | Norm Johnson.....(1991-94) |
| 8 | Mick Luckhurst.....(1981-87) |

Most 50-yard FGs, Season

| | |
|---|----------------------------|
| 8 | Morten Andersen.....(1995) |
| 8 | Matt Bryant.....(2016) |
| 7 | Matt Bryant.....(2014) |

Most 50-yard FGs, Game

| | |
|---|---|
| 3 | Morten Andersen* vs. N.O.(12/10/95) |
| | *(tied for NFL Record, Neil Rackers in '04) |

Longest Field Goal, Career

| | |
|--------|---------------------------------------|
| 59 yds | Matt Bryant.....vs.K.C., (12/4/16) |
| 59 yds | Morten Andersen..vs. S.F., (12/24/95) |
| 58yds | Michael Koenen...vs. N.E., (10/9/05) |

RUSHING

Most Yards Gained, Career

| | |
|-------|-------------------------------|
| 6,631 | Gerald Riggs.....(1982-88) |
| 6,081 | Michael Turner.....(2008-12) |
| 5,986 | William Andrews.....(1979-86) |
| 5,981 | Warrick Dunn.....(2002-07) |
| 5,336 | Jamal Anderson.....(1994-01) |

Most Yards Gained, Season

| | |
|-------|---------------------------|
| 1,846 | Jamal Anderson.....(1998) |
| 1,719 | Gerald Riggs.....(1985) |
| 1,699 | Michael Turner.....(2008) |

Most 1,000-yard Seasons

| | |
|---|-------------------------------------|
| 4 | Jamal Anderson.....(1996-98, 2000) |
| 4 | William Andrews.....(1979-81, 1983) |
| 3 | Warrick Dunn.....(2004-06) |
| 3 | Gerald Riggs.....(1984-86) |
| 3 | Michael Turner.....(2008, 10-11) |

Most Consecutive 1,000-yard Seasons

| | |
|---|-------------------------------|
| 3 | Warrick Dunn.....(2004-06) |
| 3 | Jamal Anderson.....(1996-98) |
| 3 | Gerald Riggs.....(1984-86) |
| 3 | William Andrews.....(1979-81) |

Most Yards Gained, Game

| | |
|-----|---|
| 220 | Michael Turnervs. Det. (22 att), (9/7/08) |
| 208 | Michael Turnervs.Stl.(25att),(12/28/08) |
| 202 | Gerald Riggs at N.O.(35 att), (9/2/84) |

Most Rushing Attempts, Career

| | |
|-------|---------------------------------|
| 1,587 | Gerald Riggs.....(1982-88) |
| 1,413 | Warrick Dunn.....(2002-07) |
| 1,411 | Michael Turner.....(2008-12) |
| 1,329 | Jamal Anderson.....(1994-01) |
| 1,315 | William Andrews.....(1979-1986) |

Most Rushing Attempts, Season

| | |
|-----|---------------------------|
| 410 | Jamal Anderson.....(1998) |
| 397 | Gerald Riggs.....(1985) |
| 376 | Michael Turner.....(2008) |

Most Rushing Attempts, Game

| | |
|----|---|
| 41 | Gerald Riggs.....vs. LA Rm. (123 yds), (11/17/85) |
| 39 | Gerald Riggsat N.O.(158yds), (12/22/85) |
| 37 | Erric Pegramat Cin. (180 yds), (12/26/93) |

Most 100-Yard Games, Career

| | |
|----|-------------------------------|
| 27 | Michael Turner.....(2008-12) |
| 25 | Gerald Riggs.....(1982-88) |
| 22 | William Andrews.....(1979-86) |

Most 100-Yard Games, Season

| | |
|----|---------------------------|
| 12 | Jamal Anderson.....(1998) |
|----|---------------------------|

INDIVIDUAL RECORDS

| | | |
|---|----------------|-------------|
| 9 | Gerald Riggs |(1985) |
| 8 | Michael Turner |(2008) |

Most TD's Rushing, Career

| | | |
|----|----------------|------------------|
| 60 | Michael Turner |(2008-12) |
| 48 | Gerald Riggs |(1982-88) |
| 34 | Jamal Anderson |(1994-2001) |

Most TDs Rushing, Season

| | | |
|----|----------------|-------------|
| 17 | Michael Turner |(2008) |
| 14 | Jamal Anderson |(1998) |
| 13 | Gerald Riggs |(1984) |

Most TD's Rushing, Game

| | | |
|---|----------------|---------------------------|
| 4 | Michael Turner | vs. Car. (11/23/08) |
| 4 | T.J. Duckett | vs. Oak., (12/12/04) |

Most Consecutive Games, Rushing TD

| | | |
|---|----------------|-------------|
| 7 | Michael Turner |(2009) |
| 7 | T.J. Duckett |(2003) |
| 5 | Michael Turner |(2012) |

Highest Average Gain, Career (750 carries)

| | | |
|-----|-----------------|----------------|
| 4.6 | William Andrews |(1979-86) |
| 4.3 | Michael Turner |(2008-12) |
| 4.2 | Warrick Dunn |(2002-07) |
| 4.2 | Gerald Riggs |(1982-88) |

Highest Average Gain, Season (Min. 150 Carries)

| | | |
|-----|-----------------|-------------|
| 5.1 | Warrick Dunn |(2005) |
| 4.9 | Michael Turner |(2009) |
| 4.9 | William Andrews |(1980) |

Highest Average Gain, Game (Min. 10 Carries)

| | | |
|------|--------------|------------------------------------|
| 17.3 | Michael Vick | at Min. (10-173), (12/1/02) |
| 13.8 | Michael Vick | vs. N.O. (12-166), (11/26/06) |
| 10.4 | Warrick Dunn | vs. NYG (14-146), (10/15/06) |

PASSING

Most Yards Gained Passing, Career

| | | |
|--------|------------------|----------------|
| 37,701 | Matt Ryan |(2008-16) |
| 23,470 | Steve Bartkowski |(1975-85) |
| 14,066 | Chris Miller |(1987-93) |

Most Gross Yards Passing, Season

| | | |
|-------|-----------|-------------|
| 4,944 | Matt Ryan |(2016) |
| 4,719 | Matt Ryan |(2012) |
| 4,694 | Matt Ryan |(2014) |

Most 300-Yard Games, Career

| | | |
|----|-----------|----------------|
| 41 | Matt Ryan |(2008-16) |
|----|-----------|----------------|

| | | |
|----|------------------|----------------|
| 12 | Steve Bartkowski |(1975-85) |
| 8 | Chris Miller |(1987-93) |

Most 300-Yard Games, Season

| | | |
|---|-----------|-------------|
| 7 | Matt Ryan |(2013) |
| 7 | Matt Ryan |(2012) |
| 6 | Matt Ryan |(2014) |
| 6 | Matt Ryan |(2011) |

Most Gross Yards Passing, Game

| | | |
|-----|----------------|------------------------------|
| 503 | Matt Ryan | .. vs. Car (48-33), 10/2/16) |
| 448 | Matt Ryan | .. vs. N.O. (37-34), 9/7/14) |
| 431 | Chris Chandler | vs. Buf. (28-40), (12/23/01) |
| 421 | Matt Ryan | .. vs. NE. (23-30), 9/29/13) |

Most Passes Attempted, Career

| | | |
|-------|------------------|----------------|
| 5,064 | Matt Ryan |(2008-16) |
| 3,330 | Steve Bartkowski |(1975-85) |
| 2,089 | Chris Miller |(1987-93) |

Most Passes Attempted, Season

| | | |
|-----|-----------|-------------|
| 651 | Matt Ryan |(2013) |
| 628 | Matt Ryan |(2014) |
| 615 | Matt Ryan |(2012) |

Most Passes Attempted, Game

| | | |
|----|------------------|-------------------------------------|
| 66 | Chris Miller | vs. Det. (37 comp), (12/24/89) |
| 61 | Matt Ryan | vs. NE (34 comp.), (9-29-13) |
| 56 | Steve Bartkowski | vs. Oak. (34 comp), (9/19/82) |

Most Passes Completed, Career

| | | |
|-------|------------------|----------------|
| 3,288 | Matt Ryan |(2008-16) |
| 1,871 | Steve Bartkowski |(1975-85) |
| 1,129 | Chris Miller |(1987-93) |

Most Passes Completed, Season

| | | |
|-----|-----------|-------------|
| 439 | Matt Ryan |(2013) |
| 422 | Matt Ryan |(2012) |
| 415 | Matt Ryan |(2014) |

Most Passes Completed, Game

| | | |
|----|--------------|----------------------------|
| 37 | Matt Ryan | at SF., (12/23/13) |
| 37 | Matt Ryan | vs. T.B., (11/1/15) |
| 37 | Chris Miller | vs. Det., (12/24/89) |

Highest Completion Percentage, Career (600 att.)

| | | |
|------|--------------|----------------|
| 64.9 | Matt Ryan |(2008-16) |
| 60.5 | Jeff George |(1994-96) |
| 59.8 | Bobby Hebert |(1993-96) |

INDIVIDUAL RECORDS

Highest Completion Percentage, Season

| | |
|-------------|-------------------------------|
| .699 | Matt Ryan (2016) |
| .686 | Matt Ryan (2012) |
| .681 | Wade Wilson.....(1992) |

Highest Completion Percentage, Game (Minimum 20 Att.)

| | |
|-------------|--|
| .875 | Matt Ryan vs. T.B.(56-14),(9/18/14) |
| .857 | Matt Ryan vs. G.B (24-28),(11/28/10) |
| .857 | Steve Bartkowski. Det. (24-28), (9/9/84) |
| .826 | Steve Bartkowski at Pitt. (19-23),(10/28/84) |
| .826 | Steve Bartkowski at S.F.(19-23), (9/25/83) |

Best QB Rating, Career

| | |
|-------------|----------------------------------|
| 93.6 | Matt Ryan (2008-16) |
| 87.4 | Chris Chandler (1997-2001) |
| 85.6 | Jeff George..... (1994-96) |

Best QB Rating, Season (Minimum 100 Att.)

| | |
|--------------|-------------------------------|
| 117.1 | Matt Ryan (2016) |
| 110.2 | Wade Wilson.....(1992) |
| 106.7 | Bob Berry(1969) |

Most TD Passes, Career

| | |
|------------|----------------------------------|
| 240 | Matt Ryan (2008-16) |
| 154 | Steve Bartkowski (1975-85) |
| 87 | Chris Chandler (1997-2001) |
| 87 | Chris Miller..... (1987-93) |

Most TD Passes, Season

| | |
|-----------|-------------------------------|
| 38 | Matt Ryan (2016) |
| 32 | Matt Ryan (2012) |
| 31 | Steve Bartkowski (1980) |

Most TD Passes, Game

| | |
|---|---------------------------------------|
| 5 | Wade Wilson vs. T.B. (12/13/92) |
|---|---------------------------------------|

Most Consecutive Games, TD Pass

| | |
|-----------|----------------------------------|
| 27 | Chris Chandler..... (1997-99) |
| 22 | Matt Ryan (2011-12) |

Most Consecutive Passes Without Int.

| | |
|------------|----------------------------------|
| 197 | Steve Bartkowski (1982-83) |
| 185 | Matt Ryan (2010) |
| 185 | Chris Miller(1989) |

Most Consecutive Games Without Int.

| | |
|---|------------------------------|
| 6 | Michael Vick (2002) |
| 5 | Steve Bartkowski(1983) |

Lowest Interception Pct., Career

| | |
|------------|----------------------------------|
| 2.3 | Matt Ryan (2008-16) |
| 2.7 | Jeff George..... (1994-96) |
| 3.0 | Michael Vick(2001-06) |

Lowest Interception Pct., Season (Minimum 150 Att.)

| | |
|------------|---------------------------------------|
| 1.3 | Matt Ryan (7-534) (2016) |
| 1.2 | Steve Bartkowski (5-432).....(1983) |
| 1.6 | Matt Ryan (9-571) (2010) |

RECEIVING

Most Passes Caught, Career

| | |
|------------|------------------------------------|
| 765 | Roddy White (2005-14) |
| 573 | Terance Mathis.....(1994-2001) |
| 497 | Julio Jones (2011-16) |
| 423 | Andre Rison.....(1990-94) |

Most Passes Caught, Season

| | |
|------------|---------------------------------|
| 136 | Julio Jones (2015) |
| 115 | Roddy White (2010) |
| 111 | Terance Mathis..... (1994) |

Most 50+ Catch Seasons

| | |
|----------|------------------------------------|
| 8 | Terance Mathis.....(1994-2001) |
| 8 | Roddy White (2007-14) |
| 5 | Julio Jones (2011-15) |
| 5 | Andre Rison.....(1990-94) |

Most Passes Caught, Game

| | |
|----|---|
| 15 | William Andrews ... vs. Pitt. (124 yds), (11/15/81) |
| 14 | Andre Rison at Det. (193 yds), (9/4/94) |
| 13 | Five Times |
| | Last, Julio Jones at NYG (135 yds), (9/20/15) |

Most Yards Gained Receiving, Career

| | |
|---------------|---|
| 10,863 | Roddy White (2005-15) |
| 7,610 | Julio Jones (2011-16) |
| 7,349 | Terance Mathis (1994-2001) |
| 6,267 | Alfred Jenkins (1975-83) |

Most Yards Gained Receiving, Season

| | |
|--------------|---------------------------------|
| 1,871 | Julio Jones (2015) |
| 1,593 | Julio Jones (2014) |
| 1,409 | Julio Jones (2016) |
| 1,389 | Roddy White (2010) |

Most Yards Gained Receiving, Game

| | |
|------------|--|
| 300 | Julio Jones vs. Car (12 rec), (10/2/16) |
| 259 | Julio Jones . at G.B. (11 rec), (12/8/14) |
| 210 | Roddy White at S.F. (8 rec), (10/11/09) |
| 201 | Roddy White vs. Cin. (11 rec), (10/24/10) |

INDIVIDUAL RECORDS

Most 100-Yard Games, Career

| | | |
|----|----------------|-----------|
| 39 | Roddy White | (2005-14) |
| 35 | Julio Jones | (2011-16) |
| 16 | Alfred Jenkins | (1975-83) |

Most 100-Yard Receiving Games, Season

| | | |
|---|-------------|--------|
| 9 | Julio Jones | (2015) |
| 7 | Julio Jones | (2014) |
| 7 | Julio Jones | (2016) |
| 7 | Roddy White | (2012) |
| 7 | Roddy White | (2008) |

Most TD Receptions, Career

| | | |
|----|----------------|-------------|
| 62 | Roddy White | (2005-14) |
| 57 | Terance Mathis | (1994-2001) |
| 56 | Andre Rison | (1990-94) |

Most TD Receptions, Season

| | | |
|----|----------------|--------|
| 15 | Andre Rison | (1993) |
| 13 | Alfred Jenkins | (1981) |
| 12 | Andre Rison | (1991) |

Most TD Receptions, Game

| | | |
|---|------------|---|
| 3 | Five Times | Last vs. Stl (Terance Mathis)(11/19/95) |
|---|------------|---|

Highest Per Catch Average, Season (minimum 20 catches)

| | | |
|------|---------------------|--------|
| 22.5 | Ken Burrow (33) | (1971) |
| 22.4 | Michael Haynes (50) | (1991) |
| 21.3 | Brian Finneran (23) | (2001) |

KICKOFF RETURNS

Most Return Yards, Career

| | | |
|-------|---------------|-----------|
| 5,489 | Allen Rossum | (2002-06) |
| 3,724 | Eric Weems | (2007-16) |
| 3,388 | Deion Sanders | (1989-93) |

Most Return Yards, Season

| | | |
|-------|-----------------|--------|
| 1,491 | Darrick Vaughn | (2001) |
| 1,317 | Jerious Norwood | (2007) |
| 1,311 | Jerious Norwood | (2008) |

Most Return Yards, Game

| | | |
|-----|-----------------|-----------------------|
| 249 | Tony Smith | vs. Pitt., (9/27/93) |
| 220 | Allen Rossum | vs. Pitt., (10/22/06) |
| 198 | Darrick Vaughn | at Stl., (1/6/02) |
| 198 | Clarence Verdin | vs. N.O., (12/11/94) |

Highest Average Return, Career (Min. 75)

| | | |
|------|-----------------|-----------|
| 25.7 | Darrick Vaughn | (2000-01) |
| 25.5 | Jerious Norwood | (2006-09) |
| 25.3 | Eric Weems | (2007-16) |

Highest Average Return, Season (Min. 25)

| | | |
|------|------------------|--------|
| 27.7 | Darrick Vaughn | (2000) |
| 27.5 | Eric Weems | (2010) |
| 27.5 | Sylvester Stamps | (1987) |

Most Returns, Career

| | | |
|-----|---------------|-----------|
| 250 | Allen Rossum | (2002-06) |
| 147 | Deion Sanders | (1989-93) |
| 147 | Eric Weems | (2006-16) |

Most Returns, Season

| | | |
|----|----------------|--------|
| 62 | Allen Rossum | (2003) |
| 61 | Darrick Vaughn | (2001) |
| 58 | Allen Rossum | (2004) |

Longest Kickoff Returns

| | | |
|------|----------------|---------------------|
| 102t | Eric Weems | at T.B., (12/5/10) |
| 100t | Darrick Vaughn | at Den., (9/10/00) |
| 100t | Deion Sanders | at S.F., (10/13/91) |
| 100t | Dennis Pearson | at Stl., (12/17/78) |

Most Touchdowns, Kickoff Returns, Career

| | | |
|---|----------------|-----------|
| 4 | Darrick Vaughn | (2000-01) |
| 3 | Deion Sanders | (1989-93) |
| 2 | Byron Hanspard | (1997-99) |

PUNT RETURNS

Most Return Yards, Career

| | | |
|-------|---------------|-----------|
| 1,723 | Allen Rossum | (2002-06) |
| 1,309 | Eric Weems | (2007-16) |
| 1,251 | Billy Johnson | (1982-87) |

Most Return Yards, Season

| | | |
|-----|---------------|--------|
| 545 | Allen Rossum | (2003) |
| 489 | Billy Johnson | (1983) |
| 457 | Allen Rossum | (2004) |

Most Return Yards, Game

| | | |
|-----|----------------|--------------------------|
| 139 | Darrien Gordon | vs. Dal. (11/11/01) |
| 116 | Billy Johnson | at NYJ. (10/23/83) |
| 108 | Al Dodd | vs. Chi. (10/13/74) |

Highest Return Average, Career (Min. 75)

| | | |
|------|---------------|-----------|
| 11.2 | Allen Rossum | (2002-05) |
| 10.9 | Eric Weems | (2007-15) |
| 10.1 | Billy Johnson | (1982-87) |

Highest Return Average, Season (Min. 20)

| | | |
|------|----------------|--------|
| 14.1 | Darrien Gordon | (2001) |
| 14.0 | Allen Rossum | (2003) |

INDIVIDUAL RECORDS

Highest Return Average, Game (Min. 3)

| | |
|------|--|
| 46.3 | Darrien Gordon . . . vs. Dal., (11/11/01) |
| 31.0 | Harry Douglas . . . vs. Car., (11/23/08) |
| 31.0 | Billy Johnson . . vs. LA Raid., (11/21/82) |

Most Returns, Career

| | |
|-----|--------------------------------------|
| 154 | Allen Rossum (2002-06) |
| 124 | Billy Johnson (1982-87) |
| 109 | Rolland Lawrence (1973-80) |

Most Returns, Season

| | |
|----|-----------------------------------|
| 54 | Rolland Lawrence (1976) |
| 52 | Todd Kinchen (1997) |
| 51 | Rolland Lawrence (1977) |

Most Returns, Game

| | |
|---|---|
| 8 | Tim Dwight at Det. (11/12/00) |
| 8 | Rolland Lawrence . . . at S.F., (10/9/77) |

Most Touchdowns, Punt Returns, Career

| | |
|---|-----------------------------------|
| 2 | Allen Rossum (2002-06) |
| 2 | Tim Dwight (1998-2000) |
| 2 | Deion Sanders (1989-93) |

Longest Punt Returns

| | |
|-----|---|
| 79t | Deion Sanders . . vs. Cin., (10/28/90) |
| 77t | Tom McCauley . . vs. N.O., (10/25/70) |
| 75t | Allen Rossum . . . at K.C., (10/24/04) |
| 75t | John Mallory . . . vs. Min., (12/20/70) |

COMBINED RETURNS

Combined Return Yards, Career

| | |
|--------------|---------------------------------------|
| 7,212 | Allen Rossum (2002-06) |
| 5,033 | Eric Weems (2007-16) |
| 4,177 | Deion Sanders (1989-93) |

Most Combined Return Yards, Season

| | |
|-------|---------------------------------|
| 1,836 | Allen Rossum (2003) |
| 1,707 | Allen Rossum (2004) |
| 1,491 | Darrick Vaughn (2001) |

Most Combined Returns, Career

| | |
|------------|---------------------------------------|
| 404 | Allen Rossum (2002-06) |
| 267 | Eric Weems (2006-16) |
| 240 | Deion Sanders (1989-93) |

Most Combined Returns, Season

| | |
|-----|-------------------------------|
| 101 | Allen Rossum (2003) |
| 95 | Allen Rossum (2004) |
| 77 | Allen Rossum (2002) |

COMBINED NET YARDS

(Rushing, Receiving, KO & Punt Returns)

Most Combined Yards, Career

| | |
|--------|---------------------------------|
| 10,882 | Roddy White (2005-15) |
|--------|---------------------------------|

| | |
|-------|-------------------------------------|
| 8,704 | William Andrews (1979-86) |
| 8,345 | Gerald Riggs (1982-88) |

Most Combined Yards, Season

| | |
|-------|----------------------------------|
| 2,207 | Jerious Norwood (2007) |
| 2,176 | William Andrews (1983) |
| 2,165 | Jamal Anderson (1998) |

Most Combined Yards, Game

| | |
|------------|--|
| 300 | Julio Jones (0/300) vs. Car., (10/2/16) |
| 296 | Eric Metcalf . . . (0/97/176/23) vs. Phi., (9/22/96) |
| 270 | Jerious Norwood (56/22/192/0) vs. Stl., (12/28/08) |

PUNTING

Highest Punting Average, Career (Min. 100)

| | |
|-------------|---|
| 45.9 | Matt Boshier (2011-16) |
| 42.6 | Rick Donnelly (1985-88) |
| 42.0 | Michael Koenen (2005-10) |

Highest Punting Average, Season (Min. 35)

| | |
|-------------|--------------------------------------|
| 47.5 | Matt Boshier (2012) |
| 47.2 | Matt Boshier (2015) |
| 46.8 | Matt Boshier (2016) |

Highest Punting Average, Game (Min. 4)

| | |
|-------------|--|
| 66.6 | Scott Fulhage vs. S.F., (10/14/90) |
| 52.1 | Rick Donnelly at Phi., (11/10/85) |
| 50.0 | Matt Boshier at Min., (9/28/14) |

Highest Net Punting Average, Season

| | |
|-------------|--------------------------------------|
| 41.6 | Matt Boshier (2016) |
| 41.1 | Matt Boshier (2013) |
| 40.8 | Matt Boshier (2014) |

Most Punts, Career

| | |
|-----|--------------------------------------|
| 873 | John James (1972-81) |
| 469 | Dan Stryzinski (1995-2000) |
| 440 | Michael Koenen (2005-10) |

Most Punts, Season

| | |
|-----|-----------------------------|
| 109 | John James (1978) |
| 105 | John James (1977) |
| 101 | John James (1976) |

Most Punts, Game

| | |
|----|---|
| 12 | John James vs. Was., (12/10/78) |
| 11 | Rick Donnelly at Phi., (10/30/88) |

Most Punts Inside 20, Season

| | |
|----|---------------------------------|
| 30 | Michael Koenen (2007) |
| 29 | Michael Koenen (2010) |
| 28 | John James (1976) |

INDIVIDUAL RECORDS

Longest Punt

- 75 Harold Alexander . . . at Chi., (10/3/93)
- 75 John James. vs. Oak., (11/30/75)
- 72 John James. vs. N.O., (9/16/73)

Most Fair Catches Forced, Season

- 45 Dan Stryzinski. (1997)
- 34 Dan Stryzinski. (1999)
- 33 Chris Mohr. (2003)

INTERCEPTIONS

Most Passes Intercepted, Career

- 39 Rolland Lawrence. (1973-81)
- 31 Ray Brown (1971-77)
- 30 Ray Buchanan (1997-2003)
- 30 Scott Case (1984-94)

Most Passes Intercepted, Season

- 10 Scott Case (1988)
- 9 Rolland Lawrence. (1975)
- 8 Ray Brown (1974)

Most Passes Intercepted, Game

- 2 33 Times**
Last time by, Robert Alford. . . vs. Car.,
(10/2/16)

Most Consecutive Games Pass Int.

- 4 D.J. Johnson (Weeks 2-5, 1994 Season)
- 4 Ken Reaves. . . . (3 games-1970, 1-1971)

Most Interception Return Yards, Career

- 658 Rolland Lawrence. (1973-80)
- 574 Ray Brown (1971-77)
- 520 Deion Sanders. (1989-93)
- 442 Ray Buchanan (1997-03)
- 439 Ken Reaves. (1966-73)

Most Interception Return Yards, Season

- 221 Tom Pridemore (1981)
- 177 DeAngelo Hall. (2005)
- 164 Ray Brown (1974)

Most Interception Return Yards, Game

- 101 Tom Pridemore vs. S.F. (1 INT), (9/20/81)

Most Interceptions For TD's, Career

- 3 Kevin Mathis (2002-04)
- Deion Sanders. (1989-93)

Most Interceptions For TD's, Season

- 2 Five Times
Last by Deion Jones. (2016)

Most Interceptions For TD's, Game

- 2 Kenny Johnson . . . vs. G.B. (26 and 31),
(11/27/83)

FUMBLE RECOVERIES

Most Recoveries, Career

- 14 Greg Brezina (12 yds) (1968-79)
- 13 Tom Pridemore (50 yds). . . (1978-85)
- 13 Rolland Lawrence (20 yds). . (1973-80)
- 13 Tommy Nobis (6 yds) (1966-76)

Most Recoveries, Season

- 5 Four Times
Last by Jeff Yeates (0 yards) . . . (1979)

Most Recoveries, Game

- 2 Seven Times,
Last by Jonathan Babineaux. . . vs. Mia.,
(9/13/09)

Most Yards, Fumble Recoveries, Career

- 155 Jessie Tuggle (10 recoveries) (1987-97)
- 113 Bob Glazebrook (4) (1978-83)
- 111 Joel Williams (8) (1979-89)

Most Yards, Fumble Recoveries, Season

- 91 Bob Glazebrook (2) (1982)
- 86 DeAngelo Hall (2) (2005)
- 75 Oliver Barnett (1) (1991)

Most TD's, Fumble Recoveries, Career

- 5 Jessie Tuggle (10 recoveries) (1987-98)

Most TD's, Fumble Recoveries, Season

- 2 Kenny Johnson (1981)

Most TD's Fumble Recoveries, Game

- 1 53 Times
Last by Thomas DeCoud vs. TB., 30 yds,
(10/20/13)

Safeties, Career

- 2 Three Times
Last by Brian Jordan. (1989-91)

SACKS

Most Sacks, Career

- 94.5 (757 yds) Claude Humphrey (1968-78)
- 68.5 (463 yds) John Abraham . . . (2006-12)
- 58.5 (321.5 yds) Chuck Smith. (1992-99)

Most Sacks, Season

- 16.5 John Abraham. (2008)
- 16.0 Joel Williams. (1980)

INDIVIDUAL RECORDS

15.5 Vic Beasley Jr. (2016)

395.0 John Zook. (1969-75)

Most Sacks, Game

5.0 Chuck Smithat N.O., (10/12/97)

5.0 Claude Humphrey(Twice)

4.0 Claude Humphrey .at N.O., (12/19/71)

Most Sack Yards, Season

137.5 Joel Williams. (1980)

127.5 Claude Humphrey(1976)

109.5 John Abraham.(2008)

Most Sack Yards, Career

757.0 Claude Humphrey (1968-78)

463.0 John Abraham. (2006-12)

CAREER SERVICE & STREAKS

SERVICE

Most Seasons Played

| | | |
|----|--------------------------------|------------------|
| 18 | Jeff Van Note..... | (1969-86) |
| 17 | Mike Kenn..... | (1978-94) |
| 14 | Todd McClure..... | (1999-12) |
| 14 | Jessie Tuggle..... | (1987-00) |
| 12 | Bob Whitfield..... | (1992-03) |
| 12 | Bobby Butler..... | (1981-92) |
| 12 | Jonathan Babineaux..... | (2005-16) |
| 11 | Keith Brooking..... | (1998-08) |
| 11 | Scott Case..... | (1984-94) |
| 11 | Steve Bartkowski..... | (1975-85) |
| 11 | Jim Mitchell..... | (1969-79) |
| 11 | Tommy Nobis..... | (1966-76) |

Most Games Played

| | | |
|-----|--------------------------------|------------------|
| 251 | Mike Kenn..... | (1978-94) |
| 246 | Jeff Van Note..... | (1969-86) |
| 209 | Jessie Tuggle..... | (1987-00) |
| 197 | Todd McClure..... | (1999-12) |
| 185 | Jonathan Babineaux..... | (2005-16) |
| 178 | Bob Whitfield..... | (1992-03) |
| 169 | Bobby Butler..... | (1981-92) |
| 162 | Scott Case..... | (1984-94) |
| 161 | Keith Brooking..... | (1998-08) |
| 155 | Jim Mitchell..... | (1969-79) |
| 155 | Roddy White..... | (2005-14) |
| 151 | Greg Brezina..... | (1968-79) |

Most Games Started

| | |
|-----|---------------------------|
| 251 | Mike Kenn |
| 225 | Jeff Van Note |
| 197 | Todd McClure |
| 189 | Jessie Tuggle |
| 167 | Bob Whitfield |
| 145 | Keith Brooking |
| 133 | Tommy Nobis |
| 133 | Roddy White |
| 127 | Claude Humphrey |
| 127 | Jonathan Babineaux |

Most Consecutive Games Played

| | | |
|-----|---------------------|---------------------|
| 155 | Jeff Van Note..... | (1976-86) |
| 144 | Todd McClure..... | (2001-10) |
| 130 | Keith Brooking..... | (2001-Week 16-08) |
| 129 | Bob Whitfield..... | (1992-Week 11, '00) |
| 112 | Ken Reaves..... | (1966-73) |
| 112 | Patrick Kerney..... | (1999-05) |

Most Consecutive Games Started

| | | |
|-----|---------------------|------------------------|
| 144 | Todd McClure..... | (2001-10) |
| 128 | Keith Brooking..... | (2000-08) |
| 123 | Bob Whitfield..... | (Wk 1, '93-Wk 11, '00) |
| 112 | Jeff Van Note..... | (1970-84) |
| 100 | Steve Bartkowski.. | (Wk 8, '77-Wk 10, '84) |

Most Pro Bowl Appearances

| | | |
|---|-----------------------|----------------------------|
| 6 | Claude Humphrey.... | (1970, 71, 72, 73, 74, 77) |
| 6 | Jeff Van Note..... | (1974, 75, 79, 80, 81, 82) |
| 5 | Jessie Tuggle..... | (1992, 94, 95, 97, 98) |
| 5 | Tommy Nobis..... | (1966, 67, 68, 70, 72) |
| 5 | George Kunz..... | (1969, 71, 72, 73, 74) |
| 5 | Mike Kenn..... | (1980, 81, 82, 83, 84) |
| 5 | Keith Brooking..... | (2001, 02, 03, 04, 05) |
| 4 | Roddy White..... | (2008, 09, 10, 11) |
| 4 | Alge Crumpler..... | (2003, 04, 05, 06) |
| 4 | Elbert Shelley..... | (1992, 93, 94, 95) |
| 4 | Matt Ryan..... | (2010, 12, 14, 16) |

Most Consecutive Pro Bowl Appearances

| | | |
|---|----------------------|-----------|
| 5 | Keith Brooking..... | (2001-05) |
| 5 | Claude Humphrey..... | (1970-74) |
| 5 | Mike Kenn..... | (1980-84) |
| 4 | Roddy White..... | (2008-11) |
| 4 | Tony Gonzalez..... | (2010-13) |
| 4 | Alge Crumpler..... | (2003-06) |
| 4 | Elbert Shelley..... | (1992-95) |
| 4 | Andre Rison..... | (1990-93) |
| 4 | William Andrews..... | (1980-83) |
| 4 | Jeff Van Note..... | (1979-82) |
| 4 | George Kunz..... | (1971-74) |

SCORING

Most Consecutive Games, Scoring

| | | |
|-----|-------------------------|---|
| 124 | Morten Andersen.... | (1995 Week 1-2000, 2006 Week 2-2006, Week 17, 2007 Week 2-2007 Week 17) |
| 95 | Matt Bryant..... | (2009-WK 13, 2015) |

Most Consecutive Games Scoring TD

| | | |
|---|--|---------------|
| 7 | Michael Turner (all rushing) | (2009) |
| 7 | T.J. Duckett, (all rushing) | (2003) |
| 6 | Terance Mathis, (all receiving) | (1998) |
| 5 | Devonta Freeman (9 rush, 1 rec) ... | (2015) |
| 5 | Eric Metcalf, (4 receiving, 1 return) .. | 1995) |
| 5 | Michael Turner (all rushing) | (2012) |
| 4 | Roddy White, (all receiving) | (2011) |
| 4 | Roddy White, (all receiving) | (2009) |
| 4 | Michael Turner (all rushing) | (2008) |
| 4 | T.J. Duckett, (all rushing) | (2005) |
| 4 | Bert Emanuel, (all receiving) | (1997) |
| 4 | Andre Rison, (all receiving) | (1993) |
| 4 | Gerald Riggs, (all rushing) | (1986) |
| 4 | Jim Mitchell, (3 receiv., 1 fumble) .. | (1975) |
| 4 | Dave Hampton, (3 rush, 1 receiv.) .. | (1975) |

Most Consecutive Games With TD Pass

| | | |
|----|-----------------------|----------------------------------|
| 27 | Chris Chandler..... | (Wk 3, '97-Wk 3, '99) |
| 20 | Matt Ryan..... | (Wk. 13, '13-Wk. 16, '14) |
| 18 | Matt Ryan..... | (Wk. 16 '15-) |
| 15 | Matt Ryan..... | (2011) |

CAREER SERVICE & STREAKS

15 Matt Ryan..... (2010)

Most Consecutive Games With TD Catch

6 Terance Mathis.....(1998)
 4 Roddy White..... (2011)
 4 Roddy White..... (2009)
 4 Bert Emanuel.....(1997)
 4 Andre Rison.....(1993)
 4 Andre Rison..... (1991)

KICKING

Most Consecutive PAT's

222 Matt Bryant..... (2009-14)
 153 Morten Anderson..... (1998 WK 4-2000,
 (2006-07)
 139 Norm Johnson.....(1991-94)

Most Consecutive Games FG Made

14 Jay Feely.....(2001)
 13 Jay Feely..... (2002)
11 Matt Bryant..... (2011)
 11 Norm Johnson.....(1993)

Most Consecutive Field Goals

27 Matt Bryant..... (2010-11)
 26 Norm Johnson..... (1992-93)
 18 Todd Peterson..... (2005)
 18 Morten Andersen.....(1995)

RUSHING

Most Consecutive 100-Yard Games

6 Jamal Anderson.....(1998)
 4 Gerald Riggs.....(1985)
3 Devonta Freeman.....(2015)
 3 Michael Turner..... (2009)
 3 Gerald Riggs.....(1986)
 3 William Andrews.....(1983)

Most Consecutive 1,000-yard Seasons

3 Warrick Dunn.....(2004-06)

3 Jamal Anderson..... (1996-98)
 3 Gerald Riggs..... (1984-86)
 3 William Andrews.....(1979-81)

RECEIVING

Most Consecutive Games With Reception

127 Roddy White.....(Wk 14 2006-present)
 103 Alfred Jenkins..... (1975-1983)
 80 Tony Gonzalez..... (2009-13)
 74 Alge Crumpler.....(2001-2007)
 59 Terance Mathis.....(1997-2000)

Most Consecutive 100-Yard Games

4 Terance Mathis.....(1994)
(Nov. 13 10-125, Nov. 20 8-168,
Nov. 27 10-124, Dec. 4 7-128)
 4 Andre Rison.....(1990)
(Sept. 23 11-128, Oct. 7 10-154,
 Oct. 14 9-172, Oct. 21 5-161)

PASSING

Most Consecutive Passes Without INT

197 Steve Bartkowski..... (1982-83)
185 Matt Ryan..... (2010)
 185 Chris Miller.....(1989)

Most Consecutive Games With TD Pass

22 Matt Ryan..... (2010-2012)
 22 Chris Chandler..... (1997-99)
20 Matt Ryan..... (2013-2014)
18 Matt Ryan.....(2015-)
 14 Chris Miller.....(1991-92)
 14 Steve Bartkowski..... (1980-81)

INTERCEPTIONS

Most Consecutive Games Pass INT

6 Matt Ryan..... (Weeks 5-10, 2009)

ALL-TIME LISTS

ALL-TIME FUMBLE RETURNS FOR TOUCHDOWN

| Date | Play |
|-------------|---|
| (10/19/69) | Jim Weatherford for 74 yards at S.F. |
| (12/21/69) | Claude Humphrey for 24 yards vs. Min. |
| (10/25/70) | Randy Marshall rec. in end zone vs. N.O. |
| (12/6/70) | John Mallory for 17 yards at S.F. |
| (10/17/71) | John Mallory for 54 yards vs. LA Rams |
| *(10/28/71) | Jim Mitchell for 55 yards at Min. |
| (12/5/71) | Tom Hayes for 60 yards vs. Oak. |
| (9/17/72) | John Zook for 26 yards at Chi. |
| (10/5/75) | Jim Mitchell for 50 yards vs. N.O. |
| (11/13/77) | Ralph Ortega for 14 yards vs. Det. |
| (10/29/79) | Rick Byas for 40 yards vs. Sea. |
| (10/5/80) | Buddy Curry for 30 yards vs. Det. |
| (10/5/80) | Joel Williams for 42 yards vs. Det. |
| (12/14/80) | Al Richardson rec. in end zone vs. S.F. |
| (10/6/81) | Kenny Johnson for 35 yards vs. N.O. |
| (10/13/81) | Joel Williams for 57 yards at G.B. |
| (10/5/81) | Kenny Johnson for 20 yards at Phi. |
| (11/29/81) | Alfred Jackson rec. in end zone at Hou. |
| (9/12/82) | Bob Glazebrook for 91 yards at NYG |
| ** (1/9/83) | Doug Rogers rec. in end zone at Min. |
| (10/30/83) | John Rade for 16 yards vs. N.E. |
| (11/20/83) | Blane Gaison for 64 yards vs. S.F. |
| (10/20/85) | Mike Gann for 42 yards vs. N.O. |
| (10/21/86) | Mike Pitts for 22 yards at Dal. |
| (10/26/86) | James Britt for 65 yards at LA Rams |
| (12/6/87) | Robert Moore for 20 yards at Dal. |
| (10/30/88) | Mike Gann for 36 yards at Phi. |
| (12/11/88) | Jessie Tuggle for two yards at LA Rams |
| (10/17/89) | Bobby Butler for 29 yards vs. Dal. |
| (10/9/90) | Jessie Tuggle for 65 yards vs. Hou. |
| (10/22/91) | Jessie Tuggle for 18 yards vs. LA Raiders |
| (9/29/91) | Ken Tippins for 23 yards vs. N.O. |
| (11/17/91) | Oliver Barnett for 75 yards vs. T.B. |
| (12/1/91) | Joe Fishback for 16 yards vs. G.B. |
| (12/3/92) | Jessie Tuggle for 69 yards vs. N.O. |
| (9/27/93) | Vinnie Clark for 46 yards vs. Pitt. |
| (11/13/94) | Eric Jack for 27 yards at N.O. |
| (10/4/97) | William White for 18 yards vs. Car. |
| (10/11/97) | Antonio Edwards for two yards at NYG |
| (11/8/98) | Chuck Smith for 71 yards at N.E. |
| (11/15/98) | Jessie Tuggle for one yard vs. S.F. |
| (11/3/02) | Patrick Kerney for four yards vs. Bal. |

| | |
|--------------|---|
| (10/26/04) | Brady Smith for zero yards vs. Stl. |
| (10/16/05) | DeAngelo Hall for 66 yards at N.O. |
| (10/24/05) | Chauncey Davis for 24 yards vs. NYJ |
| (10/7/07) | DeAngelo Hall for 56 yards at Ten. |
| ^ (12/21/08) | Justin Blalock rec. in end zone at Min. |
| (11/2/09) | Kroy Biermann for four yards at N.O. |
| (12/27/09) | Lawrence Sidbury for 11 yards vs. Buf. |
| (12/19/10) | Jonathan Babineaux in endzone at Sea. |
| (12/15/11) | Corey Peters for 13 yards vs. Jax |
| (11/18/12) | Jonathan Babineaux for 15 yards vs. Az. |
| (10/20/13) | Thomas Decoud for 30 yards vs. TB |
| (12/21/14) | Osi Umenyiora for 86 yards at N.O. |
| (10/4/15) | Desmond Trufant for 24 yards vs. Hou |
| (10/4/15) | Nate Stupar for 84 yards vs. Hou |
| (10/23/16) | Adrian Clayborn for 5 yards vs. S.D. |
| (12/11/16) | Vic Beasley Jr. 21 yards vs. L.A. |

*Ball was fumbled by teammate and picked up and run back for a touchdown.

**1982 Playoffs

^Ball was fumbled by teammate in end zone and recovered for a touchdown.

ALL-TIME INTERCEPTIONS FOR A TOUCHDOWN

| Date | Play |
|------------|--|
| (12/4/66) | Bobby Riddle for 62 yards at Min. |
| (10/17/67) | Lee Calland for 77 yards at Bal. |
| (10/29/67) | Tommy Nobis for 41 yards vs. Min. |
| (10/20/68) | Ken Reaves for 90 yards at LA Rams |
| (12/15/68) | Jimmy Burson for 73 yards vs. S.F. |
| (10/31/71) | Don Hansen for 40 yards at Cle. |
| (10/1/72) | Tommy Nobis for 29 yards vs. LA Rams |
| (9/16/73) | Tom Hayes for 65 yards at N.O. |
| (12/9/73) | Tom Hayes for 38 yards vs. Stl. |
| (10/6/74) | Ray Brown for 59 yards at NYG |
| (11/23/75) | Ray Brown for 41 yards vs. Den. |
| (11/30/75) | Rolland Lawrence for 87 yards at Oak. |
| (11/13/77) | Robert Pennywell for 20 yards vs. Det. |
| (11/20/77) | Rick Byas for 72 yards at N.O. |
| (9/2/79) | James Mayberry for six yards at N.O. |

ALL-TIME LISTS

(12/16/79) Robert Pennywell for 39 yards vs. S.F.
 (9/13/81) Fulton Kuykendall for 20 yards at G.B.
 (9/20/81) Tom Pridemore for 101 yards vs. S.F.
 (11/23/81) Buddy Curry for 35 yards vs. Min.
 *(1/9/83) Bob Glazebrook for 35 yards vs. Min.
 (11/27/83) Kenny Johnson (2) for 26 & 31 yds vs G.B.
 (9/23/84) Jeff Jackson for 35 yards vs. Hou.
 (9/22/85) John Rade for 38 yards vs. Den.
 (9/21/86) Bobby Butler for 33 yards at Dal.
 (11/16/86) Joel Williams for 14 yards vs. Chi.
 (9/18/88) Robert Moore for 47 yards at S.F.
 (9/9/90) Deion Sanders for 82 yards vs. Hou.
 (12/23/90) Scott Case for 36 yards vs. LA Rams
 (12/30/90) Deion Sanders for 61 yards vs. Dal.
 (12/15/91) Deion Sanders for 55 yards vs. Sea.
 (9/11/94) Darnell Walker for 44 yards vs. L.A.
 (11/5/95) Alton Montgomery for 71 yards vs. Det.
 (11/26/95) Jessie Tuggle for 27 yards at Arz.
 (10/18/98) Eugene Robinson for 25 yards vs. N.O.
 (12/27/98) Ronnie Bradford for 11 yards vs. Mia.
 (12/5/99) Ray Buchanan 52 yards vs. N.O.
 (9/3/00) Ashley Ambrose for 36 yards vs. S.F.
 (10/1/00) Tim Dwight for 70 yards at Phi.
 (11/24/02) Keion Carpenter for 41 yards at Car.
 (11/16/03) Tod McBride for 15 yards at N.O.
 (12/7/03) Kevin Mathis for 32 yards in OT vs. Car.
 (12/20/03) Juran Bolden for 41 yards at T.B.
 (10/3/04) Kevin Mathis for 35 yards at Car.
 (10/31/04) Kevin Mathis for 66 yards at Den.
 (12/12/04) Rod Coleman for 39 yards vs. Oak.
 (1/2/05) DeAngelo Hall for 48 yards at Sea.
 (9/21/08) Chris Houston 10 yards at K.C.
 (11/9/08) Chevis Jackson 95 yards vs. N.O.
 (11/8/09) Tye Hill 62 yards vs. Was.
 (10/10/10) Kroy Biermann 31 yards at Cle.
 (12/27/10) Chauncey Davis 26 yards vs. N.O.
 (09/11/11) Kroy Beirmann 50 yards at Chi.
 (01/01/12) Curtis Lofton 26 yards vs. T.B.
 (10/14/12) Asante Samuel 79 yards vs. OAK
 (9/15/13) Osi Umenyiora for 68 yards vs. STL
 (12/8/13) Sean Weatherspoon for 71 yards at GB
 (9/18/14) Kemal Ishmael for 23 yards vs T.B.
 (10/11/15) Robert Alford for 59 yards vs Was.
 (9/26/16) Deion Jones for 90 yards vs. N.O.
 (10/2/16) Robert Alford for 30 yards vs. Car
 (12/11/16) Deion Jones for 33 yards at L.A.

*1982 NFC Playoffs.

ALL-TIME 2-POINT CONVERSIONS

| | Date Play |
|------------|------------------------------|
| (10/2/94) | Terance Mathis at LA Rams |
| (10/27/94) | Terance Mathis vs. Phi. |
| (12/18/94) | Andre Rison at G.B. |
| (10/1/95) | Terance Mathis vs. N.E. |
| (11/5/95) | Terance Mathis vs. Det. |
| (9/17/99) | Terance Mathis at N.O. |
| (9/22/96) | Terance Mathis vs. Phi. |
| (11/29/98) | Jamal Anderson at Stl. |
| (10/15/00) | Jamal Anderson at Stl. |
| (10/14/01) | Shawn Jefferson vs. S.F. |
| (9/18/05) | Alge Crumpler at Sea. |
| (10/9/05) | Brian Finneran vs. N.E. |
| (11/13/05) | Brian Finneran vs. G.B. |
| (1/1/06) | Brian Finneran vs. Car. |
| (12/7/08) | Michael Jenkins at N.O. |
| (10/24/10) | Roddy White vs. Cin. |
| (11/17/13) | Tony Gonzalez at TB |
| (11/9/14) | Harry Douglas at TB |
| (9/27/15) | Levine Toilolo at Dal. |
| (9/11/16) | Mohamed Sanu vs. T.B. |
| (9/18/16) | Matt Ryan at Oak |

ALL-TIME BLOCKED PUNT FOR TOUCHDOWN

| | Date Play |
|------------|--|
| (12/7/69) | Ron Acks rec. in the end zone vs. N.O. |
| (10/3/71) | Tom Hayes for 20 yards at Det. |
| (10/10/71) | Tom Hayes for 25 yards vs. Stl. |
| (9/3/78) | Tom Moriarty rec. in end zone vs. Hou. |
| (10/21/79) | Rolland Lawrence for 41 yards at S.F. |
| (10/5/80) | Frank Reed for 16 yards vs. Det. |
| (10/14/90) | Bobby Butler for 62 yards vs. S.F. |
| (1/4/03) | Artie Ulmer for 1 yd at G.B. in NFC W.C. |

ALL-TIME BLOCKED FIELD GOAL FOR T.D.

| | Date Play |
|------------|--|
| (10/12/95) | Kevin Ross for 83 yards at Stl. |
| (10/16/05) | Demorrio Williams for 59 yards at N.O. |

ALL-TIME KICKOFF RETURN FOR TOUCHDOWN

| | Date Play |
|------------|--------------------------------------|
| (9/17/67) | Ron Smith for 99 yards at Bal. |
| (11/16/69) | Mal Snider for 48 yards vs. Chi. |
| (12/17/78) | Dennis Pearson for 100 yards at Stl. |

ALL-TIME LISTS

(10/20/85) Cliff Austin for 94 yards vs. N.O.
 (12/20/87) Sylvester Stamps for 97 yards vs. S.F.
 (12/30/90) Keith Jones for 76 yards vs. Dal.
 (10/13/91) Deion Sanders for 100 yards vs. S.F.
 (10/13/92) Deion Sanders for 99 yards at Was.
 (11/21/92) Deion Sanders for 73 yards at Buf.
 (9/27/93) Tony Smith for 97 yards vs. Pitt.
 (11/30/97) Byron Hanspard for 93 yards at Sea.
 (12/7/97) Byron Hanspard for 99 yards at S.D.
 (10/4/98) Tim Dwight for 93 yards vs. Car.
 (9/10/00) Darrick Vaughn for 100 yards at Den.
 (10/15/00) Darrick Vaughn for 96 yards at Stl.
 (12/17/00) Darrick Vaughn for 88 yards at N.O.
 (1/6/02) Darrick Vaughn for 96 yards at Stl.
 (12/15/02) . Allen Rossum for 91 yards vs. Sea.
 (12/5/10) Eric Weems for 102 yards at T.B.
 *(1/15/11) Eric Weems for 102 yards vs. G.B.
 * 2010 Divisional Round Playoff Game

ALL-TIME PUNT RETURN FOR TOUCHDOWN

| Date | Play |
|----------------|--|
| (10/25/70) | Tom McCauley for 77 yards vs. N.O. |
| (12/20/70) | . . . John Mallory for 75 yards vs. Min. |
| (9/29/74) | Gerald Tinker for 72 yards vs. N.O. |
| (10/23/83) | Billy Johnson for 71 yards at NYJ |
| (9/10/89) | Deion Sanders for 68 yds. vs. LA Rams |
| (10/28/90) | Deion Sanders for 79 yards vs. Cin. |
| (10/12/95) | Eric Metcalf for 66 yards at Stl. |
| (12/12/99) | Winslow Oliver for 58 yards at S.F.. |
| (1/3/00) | Tim Dwight for 70 yards vs. S.F. |
| (10/1/00) | Tim Dwight for 70 yards at Phi. |
| (11/23/03) | Allen Rossum for 59 yards vs. Tenn. |
| (10/24/04) | Allen Rossum for 75 yards at K.C. |
| (11/23/08) | Harry Douglas for 61 yards vs. Car. |
| (1/2/11) | Eric Weems for 55 yards vs. Car. |
| (9/18/14) | Devin Hester for 62 yards vs T.B. |

TOP PERFORMANCES

RUSHING YARDAGE

| | |
|------------|---|
| 220 | Michael Turner vs. Det., (22 att) . . . (9/7/08) |
| 208 | Michael Turner vs. Stl., (25 att) . (12/28/08) |
| 202 | Gerald Riggs vs. N.O., (35 att) (9/2/84) |
| 197 | Gerald Riggs vs. K.C., (26 att) . . . (12/8/85) |
| 192 | Erric Pegram vs. S.F., (27 att) (9/19/93) |
| 188 | Jamal Anderson at Stl., (31 att) . . (11/29/98) |
| 180 | Erric Pegram at Cin., (37 att) . . . (12/26/93) |
| 178 | Warrick Dunn at NYG., (25 att) . . (11/9/03) |
| 173 | Michael Vick at Min., (10 att) (12/1/02) |
| 172 | Michael Turner vs. T.B., (17 att) (1/1/12) |
| 172 | Jamal Anderson vs. Stl., (22 att) . . (11/1/98) |
| 172 | Gerald Riggs vs. Mia., (33 att) . . (11/30/88) |
| 167 | William Andrews vs. N.O., (30 att) (9/2/79) |
| 166 | Michael Turner vs. Was., (18 att) . (11/8/09) |
| 166 | Michael Vick vs. N.O., (12 att) . . (11/26/06) |
| 162 | Warrick Dunn at N.O., (23 att) . . (11/16/03) |
| 162 | Jamal Anderson vs. Stl., (20 att) . . (11/2/97) |
| 162 | Steve Broussard vs. Was., (26 att) (12/19/93) |
| 161 | William Andrews vs. Mia., (21 att) . (12/10/83) |
| 161 | Dave Hampton vs. L.A., (29 att) . (10/1/72) |
| 158 | Gerald Riggs vs. N.O., (39 att) . . (12/22/85) |
| 158 | William Andrews vs. Buf, (28 att) (12/17/83) |
| 155 | Warrick Dunn vs. NYJ, (24 att) (10/24/05) |
| 155 | Mike Rozier vs. Dal., (21 att) . . (12/30/90) |
| 153 | D. Freeman vs. Was., (27 att) . (12/30/90) |
| 152 | D. Freeman at N.O., (14 att) (9/26/16) |
| 152 | Michael Turner vs. T.B., (32 att) . (12/14/08) |
| 152 | Jamal Anderson at Arz., (33 att) . (12/21/97) |
| 151 | Michael Turner at N.O., (20 att) . . (11/2/09) |
| 150 | William Andrews vs. Phi., (25 att) (10/2/83) |
| 150 | William Andrews vs. Det., (32 att) (9/18/83) |
| 148 | Maurice Smith vs. Dal., (27 att) . . (11/11/01) |
| 148 | Jamal Anderson at N.O., (27 att) (12/13/98) |
| 147 | Jason Snelling at T.B., (25 att) (1/3/10) |
| 147 | Jamal Anderson at Det., (30 att) (12/20/98) |
| 146 | Warrick Dunn vs. NYG, (14 att) . (10/15/06) |
| 145 | Lynn Cain vs. LA Rams (35 att) . . (10/7/84) |
| 142 | Warrick Dunn at N.O., (23 att) . . (10/27/02) |
| 141 | D. Freeman at Dal, (30 att) (9/27/15) |
| 141 | Michael Vick vs. Car., (14 att) . . . (12/7/03) |
| 141 | Gerald Riggs vs. LA Rams, (35 att) . (10/12/86) |
| 140 | Michael Turner at Cle., (19 att) (10/10/10) |
| 139 | D. Freeman vs. S.F., (20 att) . . . (12/18/16) |
| 139 | Michael Turner at Car., (27 att) (10/16/11) |
| 139 | Michael Turner at Oak. (30 att) . . (11/2/08) |
| 139 | Gerald Riggs vs. Sea., (23 att) . . (10/13/85) |
| 136 | Gerald Riggs vs. S.F., (28 att) . . . (9/30/84) |
| 136 | Gerald Riggs vs. Ind., (30 att) . . . (12/7/86) |
| 135 | Dave Hampton vs. Stl., (23 att) . . (9/21/75) |
| 134 | Warrick Dunn vs. T.B., (21 att) . . . (9/17/06) |
| 134 | Warrick Dunn vs. Car., (28 att) . . (12/18/04) |
| 134 | Gerald Riggs vs. Was., (27 att) . . (11/5/84) |
| 133 | Gerald Riggs vs. S.F., (30 att) . . . (12/2/84) |
| 132 | Warrick Dunn at Car., (29 att) . . . (9/10/06) |

| | |
|------------|--|
| 132 | Warrick Dunn at Sea., (25 att) . . . (1/2/04) |
| 132 | Warrick Dunn vs. Det., (30 att) . (12/22/02) |
| 132 | Jamal Anderson vs. N.O., (25 att) (10/18/98) |
| 131 | Michael Turner at Stl., (28 att) . . (11/21/10) |
| 131 | Gerald Riggs vs. Det., (31 att) (9/8/85) |
| 131 | William Andrews vs. S.D., (21 att) (12/2/79) |
| 129 | Jason Snelling vs. Arz., (24 att) . . (9/19/10) |
| 129 | Warrick Dunn at Pitt., (20 att) . . (11/10/02) |
| 129 | Gerald Riggs vs. Phi., (27 att) . . . (11/10/85) |
| 129 | William Andrews vs. G.B., (20 att) . (11/27/83) |
| 129 | Haskel Stanback vs. N.O., (22 att) . (12/18/77) |
| 129 | Gerald Riggs vs. T.B., (27 att) . . . (9/28/86) |
| 128 | Erric Pegram at LA Rams, (27 att) (11/14/93) |
| 127 | Michael Vick vs. T.B., (14 att) (9/17/06) |
| 127 | Gerald Riggs vs. Was., (22 att) . . (11/3/85) |
| 127 | Gerald Riggs vs. Dal., (24 att) . . (10/27/85) |
| 127 | Jim Butler vs. S.F., (17 att) (10/4/70) |
| 126 | Warrick Dunn vs. Min., (18 att) . (10/02/05) |
| 126 | William Andrews vs. S.F., (28 att) (9/25/83) |
| 125 | William Andrews vs. N.E., (25 att) . (10/30/83) |
| 125 | John Settle vs. Den., (25 att) . . . (10/16/88) |
| 124 | William Andrews vs. N.E., (19 att) (9/14/80) |
| 123 | Jamal Anderson at S.F., (13 att) . . (9/27/98) |
| 123 | Erric Pegram at N.O., (34 att) . . . (10/24/93) |
| 123 | Gerald Riggs vs. LA Rams, (41 att) . . (11/17/85) |
| 123 | Lynn Cain vs. Min., (24 att) (9/7/80) |
| 123 | Woody Thompson vs. N.O., (24 att) (11/20/77) |
| 122 | Jamal Anderson vs. Ind., (30 att) (12/6/98) |
| 122 | Michael Turner at Det., (27 att) . . (10/23/11) |
| 121 | Michael Turner vs. Cin., (23 att) (10/24/10) |
| 121 | Michael Turner at G.B. (26 att) (10/5/08) |
| 121 | William Andrews vs. Phi., (24 att) (9/10/79) |
| 120 | Michael Turner at S.D., (31 att) . . (11/30/08) |
| 120 | Craig Heyward vs. NYJ, (19 att) . . (9/24/95) |
| 120 | Gerald Riggs vs. Was., (23 att) . . (9/20/87) |
| 120 | Gerald Riggs vs. Hou., (25 att) . . . (9/23/84) |
| 119 | Jamal Anderson at Det., (25 att) (11/12/00) |
| 119 | William Andrews vs. Rams, (21 att) . (11/21/82) |
| 119 | William Andrews vs. Rams, (21 att) . (10/11/81) |
| 119 | Gerald Riggs vs. Dal., (30 att) . . . (12/6/87) |
| 117 | Michael Turner vs. Car., (24 att) . (11/23/08) |
| 117 | Warrick Dunn vs. Arz., (20 att) . . (9/26/04) |
| 117 | Jamal Anderson vs. Car., (31 att) . . . (10/4/98) |
| 117 | Craig Heyward vs. Stl., (20 att) . . (11/19/95) |
| 117 | Junior Coffey vs. Cle., (17 att) . . (10/30/66) |
| 116 | D. Freeman at Ten., (25 att) . . . (10/25/15) |
| 115 | Michael Vick at Den., (12 att) . . . (10/31/04) |
| 115 | William Andrews vs. Stl., (20 att) (11/9/80) |
| 115 | William Andrews vs. Rams, (23 att) (12/14/81) |
| 115 | Gerald Riggs vs. S.F., (19 att) (9/18/88) |
| 115 | John Settle vs. Sea., (21 att) (10/2/88) |
| 115 | Mike Rozier vs. T.B., (23 att) (12/2/90) |
| 114 | Michael Turner vs. Phi., (21 att) . . . (9/18/11) |
| 114 | Michael Turner at N.O., (30 att) . . (9/26/10) |
| 114 | Jim Butler vs. N.O., (20 att) (10/24/71) |

113 Gerald Riggs vs. Hou., (21 att) ... (10/25/87)
 112 Michael Turner at Car., (28 att) . (12/12/10)
 112 Gerald Riggs vs. Cin., (23 att) ... (11/15/87)
 112 Haskel Stanback vs. T.B., (23 att) (9/24/78)
 111 Michael Turner at Car., (9 att) ... (11/15/09)
 111 William Andrews vs. Rams, (20 att) .. (10/26/80)
 111 William Andrews vs. Was., (24 att) ... (11/30/80)
 111 Gerald Riggs vs. Stl., (29 att) (9/14/86)
 110 Michael Turner vs. G.B., (23 att) . (11/28/10)
 110 Jamal Anderson vs. NYG, (29 att) .. (10/11/98)
 110 Gerald Riggs vs. Chi., (30 att) ... (11/24/85)
 109 Michael Vick vs. Stl., (12 att) (9/19/04)
 109 Jamal Anderson vs. Car., (22 att) . (11/3/96)
 109 Gerald Riggs vs. Dal., (25 att) (9/21/86)
 108 Jamal Anderson at Car., (14 att) ... (9/1/96)
 108 William Andrews vs. S.F., (24 att) .. (12/19/82)
 108 Gerald Riggs vs. Stl., (29 att) (9/14/86)
 107 Michael Turner vs. T.B., (24 att) ... (11/7/10)
 107 Jerious Norwood at Was., (9 att) (12/3/06)
 107 Jamal Anderson vs. K.C., (28 att) .. (12/24/00)
 107 Sonny Collins vs. S.F., (31 att) (11/14/76)
 106 Jerious Norwood vs. Arz., (6 att) . (10/1/06)
 106 Dave Hampton vs. Den., (26 att) (11/23/75)
 105 Michael Turner vs. Car., (28 att) . (9/20/09)
 105 William Andrews vs. S.F., (18 att) (12/4/80)
 104 Michael Turner vs. K.C., (23 att) .. (9/21/08)
 104 Jamal Anderson at N.E., (32 att) .. (11/8/98)
 104 Michael Vick at NYG, (15 att) ... (11/21/04)
 104 Bubba Bean vs. Rams, (17 att) (11/19/79)
 104 Cliff Austin vs. N.O., (27 att) (9/7/86)
 104 Steve Broussard vs. S.F., (10 att) . (10/13/91)
 104 Dave Hampton vs. N.O., (19 att) .. (9/16/73)
 103 Michael Turner vs. Car., (13 att) .. (9/30/12)
 103 Warrick Dunn vs. Oak., (25 att) . (12/12/04)
 103 Jamal Anderson vs. Mia., (18 att) (12/27/98)
 103 Jamal Anderson at Det., (16 att) .. (10/6/96)
 103 Art Malone vs. Rams, (18 att) (10/1/72)
 102 Michael Turner vs. Dal., (20 att) ... (11/4/12)
 102 Byron Hanspard vs. Arz., (26 att) (12/26/99)
 102 Craig Heyward at N.O., (25 att) .. (9/17/95)
 102 Lynn Cain vs. Det., (21 att) (10/5/80)
 102 John Settle vs. N.O., (10 att) (9/11/88)
 102 Mike Rozier vs. Rams, (21 att) ... (12/23/90)
 101 Michael Vick vs. Arz., (11 att) (10/1/06)
 101 Warrick Dunn vs. Sea., (20 att) .. (12/15/02)
 101 William Andrews vs. Phi., (18 att) (12/7/80)
 101 William Andrews vs. Hou., (25 att) . (11/19/81)
 101 Dave Hampton vs. N.O., (25 att) . (10/5/75)
 101 Steve Broussard vs. S.D., (20 att) . (9/15/91)
 101 Steven Jackson vs. Ari., (18 att) ... (9/30/14)
100 D. Freeman at N.O., (13 att) (10/15/15)
 100 Michael Turner vs. Ten., (21 att) .. (11/20/11)
 100 Michael Turner at Chi., (10 att) (9/11/11)
 100 Warrick Dunn at N.O., (22 att) .. (10/16/05)
 100 T. J. Duckett at Car., (14 att) (9/28/03)
 100 Jamal Anderson vs. S.F., (31 att) . (11/15/98)
 100 Sonny Collins vs. Sea., (17 att) (11/7/76)
 100 William Andrews vs. S.F., (21 att) (9/28/80)
 100 Warrick Dunn vs. S.F., (27 att) (11/4/07)

RECEIVING YARDAGE

300 Julio Jones vs. Car (12 rec) (10/02/16)
259 Julio Jones at G.B., (11 rec) (12/8/14)
 210 Roddy White at S.F., (8 rec) (10/11/09)
 201 Roddy White vs. Cin., (11 rec) ... (10/24/10)
 198 Terance Mathis at N.O., (6 rec) .. (12/13/98)
 193 Andre Rison at Det., (14 rec) (9/4/94)
 193 Alfred Jackson vs. S.F., (11 rec) (12/2/84)
 190 Michael Haynes vs. Was., (6 rec) ... (12/17/89)
 190 Ken Burrow vs. Det., (6 rec) (10/3/71)
 190 Ken Burrow vs. N.O., (8 rec) (12/19/71)
189 Julio Jones vs Ari., (10 rec) (11/30/14)
 187 Michael Haynes vs. N.O., (6 rec) . (11/24/91)
 184 Terance Mathis vs. Rams, (10 rec) (11/19/95)
182 Julio Jones vs. STL (11 rec) (9/15/13)
 182 Quentin McCord vs. Det., (7 rec) (12/22/02)
 182 Michael Haynes vs. N.O., (7 rec) . (9/12/93)
 179 Alfred Jenkins vs. N.O., (5 rec) (11/1/81)
178 Julio Jones vs. Car, (9 rec) (12/27/15)
 177 Andre Rison vs. Chi., (10 rec) (9/27/92)
174 Julio Jones vs. S.D., (9 rec) (20/23/16)
 173 Bert Emanuel vs. Rams, (9 rec) .. (12/15/96)
 172 Andre Rison vs. S.F., (9 rec) (10/14/90)
 169 Roddy White vs. Car., (8 rec) (9/30/12)
 169 Stacey Bailey vs. Dal., (4 rec) (9/25/88)
 168 Peerless Price vs. Min., (12 rec) ... (10/5/03)
 166 Terance Mathis at Pitt., (12 rec) (10/25/99)
164 Julio Jones at Car., (12 rec) (9/27/15)
 164 Roddy White at N.O., (10 rec) (12/7/08)
 164 Ken Burrow vs. S.F., (5 rec) (10/28/73)
 163 Terance Mathis at Den., (8 rec) . (11/20/94)
162 Julio Jones vs. T.B., (12 rec) (11/1/15)
 162 Tim Dwight vs. S.F., (7 rec) (1/3/00)
 161 Andre Rison vs. Rams, (5 rec) ... (10/21/90)
161 Julio Jones vs T.B., (9 rec) (9/18/14)
160 Julio Jones vs. Ind., (9 rec) (11/22/15)
 159 Stacey Bailey vs. Was., (9 rec) ... (12/4/83)
 158 Stacey Bailey vs. Rams, (7 rec) ... (10/7/84)
 155 Eric Metcalf at N.O., (11 rec) (9/17/95)
 154 Andre Rison vs. N.O., (10 rec) ... (10/7/90)
 153 Roddy White at Det., (8 rec) (12/22/12)
 153 Billy Johnson vs. N.O., (11 rec) .. (10/20/85)
 153 Wallace Francis vs. NYG, (7 rec) . (10/1/78)
 152 Alfred Jenkins vs. Was., (7 rec) ... (9/25/77)
 149 Harry Douglas vs. TB, (7 rec.) ... (10/20/13)
 149 Tony Gonzalez vs. NE (12 rec.) ... (9/29/13)
 148 Shawn Jefferson vs. S.F., (7 rec) ... (9/3/00)
 148 Wallace Francis vs. S.F., (4 rec) .. (12/14/80)
 148 Michael Haynes vs. Dal., (5 rec) (12/22/91)
147 Julio Jones at T.B. (6 rec) (11/25/12)
 147 Andre Rison vs. T.B., (11 rec) (12/31/93)
 147 Alfred Jenkins vs. S.F., (7 rec) ... (12/14/75)
 147 Roddy White vs. Ten., (7 rec) (11/20/11)
 146 Roddy White at Stl., (10 rec) (12/2/07)
 146 Floyd Dixon vs. Phi., (8 rec) (10/5/86)
 144 Alex Hawkins vs. Phi., (9 rec) (9/18/66)
 143 Roddy White at Buf., (10 rec.) (12/1/13)
 143 Jim Mitchell vs. LA Rams, (4 rec) . (9/26/71)

141 Julio Jones vs. Phi., (9 rec)(9/14/15)
 141 Roddy White at SF, (12 rec) (12/23/13)
 141 Roddy White at Arz., (12 rec).... (12/23/07)
 140 Roddy White at T.B., (9 rec).....(9/25/11)
 140 Tony Martin vs. Ind., (7 rec) (12/6/98)
 140 Stacey Bailey vs. Phi., (8 rec) (12/16/84)
139 Julio Jones at Sea, (7 rec)(10/16/16)
 139 Roddy White vs. Buf., (8 rec) (12/27/09)
 138 Roddy White vs. Bal., (12 rec) (11/11/10)
 138 Wallace Francis vs. Den., (8 rec) . (9/16/79)
137 Julio Jones at S.F., (10 rec) (11/8/15)
 136 Bert Emanuel vs. Arz., (4 rec) ... (12/24/94)
 136 Billy Johnson vs. Raid., (6 rec) (12/1/85)
 136 Alfred Jenkins vs. Cle., (6 rec) (9/27/81)
 136 Alfred Jenkins vs. Mia., (4 rec) ... (9/21/80)
135 Julio Jones at Phi, (135 rec)..... (11/13/16)
135 Julio Jones at NYG, (13 rec) (9/20/15)
 135 Roddy White vs. Jax., (10 rec) (12/15/11)
 134 Harry Douglas at TB, (6 rec.) (11/17/13)
 134 Alfred Jenkins vs. S.F., (7 rec) (11/8/81)
 133 Harry Douglas vs. N.O., (8 rec) (11/13/11)
132 Tevin Coleman at Den., (4 rec). (10/09/16)
 132 Roddy White at G.B., (8 rec) (10/5/08)
 132 William Andrews vs. Stl., (8 rec) (10/18/81)
 131 Harry Douglas vs Pit., (10 rec) .. (12/14/14)
131 Julio Jones at Ind., (3 rec)(11/6/11)
 131 Shawn Jefferson at Pitt., (9 rec) . (11/10/02)
 131 Alfred Jenkins vs. N.O., (7 rec) (9/2/79)
 130 Terance Mathis at S.F., (7 rec) (9/27/98)
129 Julio Jones vs. Dal., (5 rec) (11/4/12)
 129 Warrick Dunn vs. Ten., (9 rec) ... (11/23/03)
 129 Alfred Jenkins vs. Den., (5 rec) ... (9/16/79)
128 Julio Jones at N.O., (8 rec) (12/26/11)
 128 Terance Mathis at S.F., (7 rec) (12/4/94)
 128 George Thomas vs. Min., (7 rec) .. (9/8/91)
 128 Andre Rison vs. S.F., (11 rec) (9/23/90)
 127 Roddy White at N.O., (11 rec) (12/26/11)
127 Julio Jones at Sea., (11 rec) (10/2/11)
 127 Roddy White vs. Car., (7 rec) (9/23/07)
 126 Shawn Collins vs. G.B., (5 rec) (10/1/89)
 125 Terance Mathis at N.O., (10 rec) . (9/13/94)
 124 Terance Mathis vs. Phi., (10 rec). (11/27/94)
 124 Andre Rison vs. G.B., (8 rec) (12/1/91)
 123 Roddy White vs. Arz., (8 rec) (11/18/12)
123 Julio Jones at Phi, (5 rec)..... (10/28/12)
 123 Tony Gonzalez at Wsh., (13 rec) ... (10/7/12)
 123 Terance Mathis at Car., (4 rec) (9/1/96)
 123 Terance Mathis vs. K.C., (13 rec) . (9/18/94)
 123 Andre Rison vs. Rams, (12 rec) ... (9/11/94)
 123 Alfred Jackson vs. Det., (5 rec) ... (9/18/83)
 122 Tony Gonzalez at N.O. (11 rec) ... (11/11/12)
 122 Eric Metcalf at Cin., (9 rec) (11/24/96)
 122 Alfred Jenkins vs. Rams, (7 rec) .. (11/5/72)
 121 Harry Douglas at ARZ, (12 rec.) . (10/27/13)
 121 Bert Emanuel at T.B., (9 rec) (10/22/95)
 120 Andre Rison vs. Rams, (5 rec) ... (11/14/93)
 120 Wes Chesson vs. Rams, (7 rec) ... (11/5/72)
 120 Paul Flatley vs. Phi., (4 rec) (12/14/69)
 120 Roddy White vs. Min., (10 rec) ... (11/27/11)

119 Julio Jones at T.B., (8 rec)..... (11/9/14)
 119 Roddy White vs. K.C., (5 rec) (9/21/08)
 119 Charlie Brown vs. N.O., (7 rec) (9/7/86)
118 Julio Jones at Jax, (9 rec).....(12/20/15)
 118 Roddy White vs. Dal. (7 rec) (11/4/12)
 118 Alge Crumpler vs. T.B., (4 rec) ... (11/14/04)
 118 Andre Rison at N.O., (8 rec) (11/13/94)
 117 Roddy White at Car., (9 rec) (12/9/12)
 117 Alge Crumpler vs. Pitt., (4 rec) . (10/22/06)
 117 Terance Mathis at N.E., (8 rec) ... (11/8/98)
 117 Junior Miller vs. N.E., (8 rec) (9/14/80)
 116 Harry Douglas vs Ari., (9 rec) ... (11/30/14)
116 Julio Jones vs N.O., (7 rec)..... (9/7/14)
 116 Tony Martin vs. N.O., (7 rec) (10/18/98)
 116 Bert Emanuel vs. Min., (9 rec) (9/8/96)
 116 Billy Johnson vs. Det., (8 rec) (9/9/84)
115 Julio Jones at Mia, (9 rec)(9/22/13)
115 Julio Jones at T.B., (6 rec) (9/25/11)
 115 Aubrey Matthews vs. Stl., (7 rec) (11/29/87)
 114 Roddy White at N.O., (7 rec) (11/11/12)
 114 Brian Finneran at Min., (5 rec) (12/1/02)
113 Julio Jones vs. K.C., (7 rec) (12/4/16)
 113 Roddy White at Phi., (8 rec) (10/21/08)
 113 Alfred Jackson vs. S.F., (4 rec) ... (11/22/78)
 113 Michael Haynes vs. T.B., (5 rec) . (12/13/92)
 113 Paul Flatley vs. Rams, (6 rec) (9/28/69)
 112 Roddy White at S.D., (6 rec) (11/30/08)
 112 Roddy White vs. Chi., (9 rec) (10/12/08)
 112 Charlie Brown vs. NYJ, (6 rec) (11/9/86)
 112 Michael Haynes vs. Rams, (6 rec) (12/8/91)
111 Aldrick Robinson vs. S.F., (4 rec) (12/18/16)
111 Julio Jones vs. T.B., (8 rec) (11/03/16)
 111 Roddy White at Pitt., (13 rec) (9/12/10)
 111 Jim Mitchell vs. N.O., (7 rec) (9/16/73)
 110 Tony Gonzalez at N.O., (8 rec) ... (9/26/10)
 110 Roddy White at N.O., (8 rec) (10/21/07)
 110 Billy Johnson vs. Den., (7 rec) (9/22/85)
 110 Paul Gibson vs. Rams, (5 rec) ... (11/22/70)
 110 Lynn Cain vs. Oak., (6 rec) (10/24/79)
 110 Charlie Brown vs. T.B., (7 rec) ... (9/28/86)
 110 Michael Haynes vs. Rams, (4 rec) (10/27/91)
 109 Shawn Jefferson at Oak., (7 rec) (11/26/00)
 109 Tony Martin at N.O., (8 rec) (12/13/98)
 109 Bert Emanuel at Rams, (4 rec) ... (11/10/96)
 109 Stacey Bailey vs. N.O., (7 rec) (10/9/83)
 109 Milton Barney vs. Rams, (6 rec) . (10/18/87)
 109 Alfred Jackson vs. Pitt., (5 rec) ... (11/15/81)
 109 Jim Mitchell vs. Rams, (7 rec) (12/1/74)
108 Julio Jones vs. NE (6 rec).....(9/29/13)
108 Julio Jones at K.C. (6 rec) (9/9/12)
 108 Roddy White at N.O., (4 rec) (11/2/09)
 108 Roddy White vs. T.B., (4 rec) (11/20/05)
 108 Maurice Smith at Arz., (2 rec) (9/30/01)
 108 Bert Emanuel vs. Stl., (6 rec) (11/2/97)
 108 Wallace Francis vs. Rams, (10 rec) (12/9/79)
 108 Arthur Cox vs. NYJ, (4 rec) (11/9/86)
107 Julio Jones at N.O., (7 rec) (12/21/14)
 107 Terance Mathis at Car., (8 rec) .. (10/26/97)
 107 Andre Rison vs. S.F., (6 rec) (12/11/93)

107 Drew Hill vs. Rams, (8 rec) (12/27/92)
 107 Billy Ryckman vs. Chi., (8 rec) (11/19/78)
106 Julio Jones at Oak., (5 rec) (9/18/16)
 106 Andre Rison vs. Det., (6 rec) (9/5/93)
 106 Stacey Bailey vs. Phi., (7 rec) (10/2/83)
 106 Stacey Bailey vs. Rams, (6 rec) . . (10/16/83)
 106 William Andrews vs. Den., (3 rec) (12/5/82)
 106 Alfred Jenkins vs. Oak., (4 rec) . . (11/30/75)
 106 Alfred Jenkins vs. Den., (6 rec) . . (11/23/75)
 106 John Settle vs. S.D., (10 rec) (11/13/88)
 106 Eric Metcalf at T.B., (4 rec) (10/22/95)
105 Julio Jones at N.Y.G., (11 rec) (10/5/14)
 105 Tony Martin vs. Mia., (3 rec) (12/27/98)
 105 Floyd Dixon vs. Was., (5 rec) (9/20/87)
 105 Alfred Jenkins vs. NYG, (6 rec) . . . (11/11/79)
 105 Harmon Wages vs. N.O., (3 rec) . . (12/7/69)
 105 Michael Haynes vs. Was., (2 rec) (11/10/91)
 105 Mike Pritchard vs. Dal., (9 rec) . . (12/21/92)
 104 Roddy White vs Car., (8 rec) . . . (12/28/14)
104 Julio Jones at Car., (3 rec) (12/11/11)
 104 Roddy White vs. S.F., (7 rec) (10/3/10)
 104 Roddy White vs. Phi., (9 rec) (12/6/09)
 104 Roddy White vs. Ind., (6 rec) (11/22/07)
 104 Roddy White vs. Dal., (3 rec) (12/16/06)
 104 Alge Crumpler vs. Det., (4 rec) . . (11/24/05)
 104 Brian Finneran at Car., (5 rec) . . . (11/24/02)
 104 Bert Emanuel at N.O., (6 rec) (9/17/95)
 104 Bert Emanuel vs. Det., (7 rec) (11/5/95)
 104 Billy Johnson vs. S.F., (6 rec) (11/20/83)
 103 L. Hankerson vs. Hou., (6 rec) (10/4/15)
103 Jacob Tamme vs. T.B., (10 rec) (11/1/15)
 103 Brian Finneran vs. N.E., (5 rec) . . . (10/9/05)
 103 Alge Crumpler vs. N.O., (4 rec) . . (11/28/04)
 102 Roddy White vs. Den., (8 rec) (9/17/12)
 102 Roddy White vs. Den., (5 rec) . . . (11/16/08)
 102 Tim Dwight at Car., (5 rec) (11/28/99)
 102 Terance Mathis at Car., (8 rec) . . . (12/17/95)
 102 Stacey Bailey vs. Min., (4 rec) (9/16/84)
 102 Alfred Jenkins vs. N.O., (4 rec) . . . (11/2/75)
 102 Alfred Jenkins vs. Hou., (5 rec) . . . (11/28/76)
 102 Alfred Jenkins vs. Stl., (5 rec) (12/17/78)
 101 Roddy White at Cle., (5 rec) (10/10/10)
 101 Terance Mathis at Dal., (5 rec) . . . (10/20/96)
 101 Paul Flatley vs. Bal., (3 rec) (10/5/69)
 101 Alfred Jenkins vs. G.B., (6 rec) . . . (12/12/76)
 101 Alfred Jenkins vs. Stl., (4 rec) (10/18/81)
 101 Michael Haynes vs. Dal., (5 rec) . . (12/21/92)
 100 Roddy White at Bal., (9 rec) (10/19/14)
 100 Tony Gonzalez at Hou., (7 rec) (12/4/11)
 100 Trevor Gaylor vs. N.O., (3 rec) (11/17/02)
 100 Tony Martin vs. Chi., (6 rec) (11/22/98)
 100 Bert Emanuel at Buf., (6 rec) (11/12/95)
 100 Andre Rison vs. Cle., (6 rec) (12/16/90)
 100 Andre Rison vs. Mia., (7 rec) (10/11/92)

PASSING YARDAGE

448 Matt Ryan vs. Car (28-of-37) (10/02/16)
448 Matt Ryan vs. NE, (31-of-43) (9/7/14)
 431 Chris Chandler vs. Buf., (28-of-40) (12/23/01)

421 Matt Ryan vs. NE, (34-of-54) (9/29/13)
 416 Steve Bartkowski vs. Pitt., (33-of-50) (11/15/81)
411 Matt Ryan at N.O., (34-of-52) (11/11/12)
397 Matt Ryan vs. T.B., (37-of-45) (11/1/15)
396 Matt Ryan Oak., (23-of-34) (9/18/16)
 386 Jeff George at N.O., (27-of-39) . . . (9/17/95)
 378 Steve Bartkowski vs. Stl., (31-of-47) . (11/9/80)
375 Matt Ryan vs. NE, (24-of-39) (12/8/14)
 375 Steve Bartkowski vs. Raid., (36-of-54) . . (9/19/82)
374 Matt Ryan vs. Stl., (33-of-43) (9/15/13)
 374 Wade Wilson vs. Rams, (31-of-47) (12/27/92)
373 Matt Ryan at N.O., (34-of-52) (12/26/11)
 371 Steve Bartkowski vs. Hou., (18-of-25) . . (11/29/81)
369 Matt Ryan at Car., (25-of-40) (9/30/12)
 366 Steve Bartkowski vs. Det. (24-of-34) (9/18/83)
 366 Chris Miller vs. N.O., (23-of-44) . . . (10/7/90)
 364 Jeff George vs. Phi., (26-of-46) . . . (11/27/94)
363 Matt Ryan at NYG, (30-of-46) (9/20/15)
 363 Bobby Hebert vs. Rams, (28-of-49) (12/15/96)
 362 Jeff George vs. Det., (31-of-40) . . . (11/5/95)
361 Matt Ryan vs. NE, (30-of-41) (11/30/14)
 361 J. Harrington vs. Car., (31-of-44) . . . (9/23/07)
353 Matt Ryan at T.B., (26-of-32) (11/25/12)
 352 Doug Johnson vs. Min., (28-of-40) . . . (10/5/03)
 352 Chris Chandler at G.B., (29-of-50) (11/18/01)
 352 Jeff George vs. Rams, (20-of-34) (11/19/95)
351 Matt Ryan vs. N.O., (29-of-52) . . . (11/13/11)
 351 Chris Miller vs. Chi., (30-of-48) . . . (9/27/92)
 350 Dave Archer vs. NYJ, (21-of-36) . . . (11/9/86)
348 Matt Ryan at SF, (37-of-48) (12/23/13)
345 Matt Ryan at Wash., (34-of-52) . . . (10/7/12)
 345 Chris Chandler at N.O., (19-of-28) . . . (12/13/98)
344 Matt Ryan T.B., (25-of-34) (11/03/16)
342 Matt Ryan at Car., (34-of-49) (12/9/12)
342 Matt Ryan vs. Dal., (24-of-34) (11/4/12)
 340 Wade Wilson vs. Dal., (30-of-41) (12/21/92)
 340 Chris Miller vs. Rams, (28-of-39) (10/8/89)
 337 Michael Vick vs. Det., (20-of-38) . . . (12/22/02)
 337 Chris Miller vs. S.F., (25-of-41) (9/23/90)
335 Matt Ryan vs. Sea., (27-of-42) (10/16/16)
 335 Erik Kramer vs. Rams, (27-of-46) (10/18/87)
334 Matt Ryan vs. T.B., (27-of-39) (9/11/16)
 334 Chris Miller vs. Det., (37-of-66) (12/24/89)
 332 Steve Bartkowski vs. Mia., (18-of-36) . . (9/21/80)
331 Matt Ryan vs. N.O., (27-of-36) (1/1/17)
330 Matt Ryan at T.B., (26-of-47) (9/25/11)
329 Matt Ryan at S.F., (22-of-32) (10/11/09)
 328 Jeff George at N.O., (29-of-49) . . . (11/13/94)
 326 Steve Bartkowski vs. Den., (20-of-29) . . (9/16/79)
 325 Chris Miller vs. Dal., (19-of-39) . . . (12/22/91)
 324 Wade Wilson vs. T.B., (19-of-26) (12/13/92)
322 Matt Ryan vs. NE, (30-of-40) (12/21/14)
320 Matt Ryan at Car., (22-of-38) (12/11/11)
319 Matt Ryan vs. NYJ, (36-of-45) (10/7/13)
319 Matt Ryan at Chi., (31-of-47) (9/11/11)
 317 Bobby Hebert vs. Hou., (30-of-52) . . . (12/5/93)
316 Matt Ryan vs. NE, (29-of-45) (10/5/14)
316 Matt Ryan vs. Ten., (22-of-32) (11/20/11)

| | |
|-----|---|
| 316 | Matt Ryan vs. Bal., (32-of-50).....(11/11/10) |
| 315 | Matt Ryan at N.O., (24-of-33) ... (12/7/08) |
| 315 | Chris Chandler at Car., (24-of-42) (11/28/99) |
| 315 | Chris Redman at Arz., (28-of-42) (12/23/07) |
| 315 | Bobby Hebert vs. Dal., (24-of-32) (11/21/93) |
| 313 | Steve Bartkowski vs. NYJ, (25-of-36) . (10/23/83) |
| 312 | Steve Bartkowski vs. N.O., (22-of-38) (9/2/79) |
| 311 | Matt Ryan at Buf., (28-of-47)..... (12/1/13) |
| 311 | Steve Bartkowski vs. NYG, (24-of-28) (10/25/81) |
| 310 | Matt Ryan vs. NE, (26-of-37).....(12/14/14) |
| 310 | Jeff George at Car., (29-of-53) . . (12/17/95) |
| 310 | Chris Miller vs. Was., (17-of-35) (12/17/89) |
| 309 | Bob Berry vs. Det., (13-of-23) . . . (10/3/71) |
| 306 | Matt Ryan vs. Car., (23-of-30) (12/27/15) |
| 306 | Michael Vick vs. T.B., (21-of-38) (11/20/05) |
| 306 | Chris Chandler vs. S.F., (19-of-37) . (1/3/00) |
| 305 | Steve Bartkowski vs. S.F., (19-of-37) (12/14/75) |
| 304 | Matt Ryan at NO, (25-of-38)..... (9/8/13) |
| 304 | Bobby Hebert at Cin., (23-of-40) (11/24/96) |
| 304 | Matt Ryan at S.F., (30-of-45)..... (11/8/15) |
| 303 | Chris Redman vs. N.O., (23-of-34) (12/13/09) |
| 303 | Mike Moroski vs. G.B., (22-of-35) (11/27/83) |
| 302 | Bob Berry vs. G.B., (28-of-44) . . (9/27/70) |
| 301 | Matt Ryan at Arz, (34 of 61).... (10/27/13) |
| 301 | Matt Ryan vs. Arz., (28-of-46) . (11/18/12) |
| 301 | Matt Ryan vs. Chi., (22-of-30) . (10/12/08) |
| 301 | Bob Berry vs. Rams, (15-of-22) . . (9/26/71) |
| 301 | Steve Bartkowski vs. S.F., (28-of-39)....(11/20/83) |
| 300 | Chris Miller vs. Min., (27-of-41) . . (9/8/91) |

LONGEST PUNTS (65+ YARDS)

| | |
|----|---|
| 75 | Harold Alexander vs. Chi. (10/3/93) |
| 75 | John James vs. Oak..... (11/30/75) |
| 72 | John James vs. N.O. (9/16/73) |
| 71 | Rick Donnelly vs. NYJ (11/9/86) |
| 70 | Michael Koenen at Car. (11/15/09) |
| 70 | Billy Lothridge vs. Cle..... (10/27/68) |
| 69 | Matt Boshier at NYG(9/20/15) |
| 68 | Matt Boshier at Den.....(10/9/16) |
| 68 | Rick Donnelly vs. Was..... (11/3/85) |
| 68 | Rick Donnelly vs. Phi. (10/5/86) |
| 67 | Michael Koenen at Sea. (9/18/05) |
| 67 | John James vs. N.O. (10/31/76) |
| 66 | Matt Boshier vs. LA. (12/11/16) |
| 66 | Matt Boshier vs. N.O..... (9/7/14) |
| 65 | Michael Koenen at Cin..... (10/29/06) |
| 65 | Rick Donnelly vs. Chi. (11/16/86) |
| 65 | Scott Fulhage vs. N.E. (10/15/89) |

LONGEST RUNS FROM SCRIMMAGE (50+ YARDS)

| | |
|-----|---|
| 90t | Warrick Dunn vs. NYG.....(10/15/06) |
| 81t | Michael Turner vs. T.B..... (1/1/12) |
| 78t | Jerious Norwood vs. Arz..... (10/1/06) |
| 75 | Devonta Freeman vs. N.O..(1/1/17) |
| 77 | Byron Hanspard vs. Oak..... (9/14/97) |
| 70 | Michael Turner vs. Stl. (12/28/08) |
| 69t | Jerious Norwood at Was. (12/3/06) |

| | |
|-----|--|
| 69t | Warrick Dunn vs. N.O. (10/19/03) |
| 67t | Jerious Norwood vs. NYG (10/15/07) |
| 67 | Mike Rozier vs. Dal..... (12/30/90) |
| 66t | Michael Turner at Det. (9/7/08) |
| 66t | Harmon Wages vs. N.O..... (12/7/69) |
| 65 | Warrick Dunn vs. NYJ..... (10/24/05) |
| 65 | Ernie Wheelwright vs. Rams (9/11/66) |
| 62 | John Settle vs. N.O. (9/11/88) |
| 61 | Michael Turner vs. Phi (9/18/11) |
| 60t | Jim Butler vs. Det.....(12/8/68) |
| 60t | Bubba Bean vs. T.B. (11/4/79) |
| 60 | Warrick Dunn vs. Arz..... (9/26/04) |
| 59 | Warrick Dunn at Buf.....(9/25/05) |
| 59t | Warrick Dunn at Pitt. (11/10/02) |
| 58t | Michael Turner vs. Was. (11/8/09) |
| 58 | Michael Vick vs. Arz..... (9/26/04) |
| 58 | Maurice Smith vs. N.E..... (11/4/01) |
| 57 | Byron Hanspard vs. Den.....(9/28/97) |
| 57 | Gerald Riggs vs. N.O.....(9/2/84) |
| 56 | Warrick Dunn at N.O.....(10/27/02) |
| 56 | Dave Hampton vs. Rams (10/1/72) |
| 55 | Tevin Coleman at Car..(12/24/16) |
| 55 | Steven Jackson vs. Ari.. (11/30/14) |
| 55 | Michael Turner at Cle. (10/10/10) |
| 55 | T.J. Duckett vs. Min.....(10/5/03) |
| 55t | Haskel Stanback vs. Det.....(9/23/79) |
| 54 | Warrick Dunn at N.O..... (11/16/03) |
| 53 | Michael Turner at Chi. (9/11/11) |
| 53 | Bob Christian at Car.(11/25/01) |
| 53 | Byron Hanspard vs. Phi. (12/14/97) |
| 51 | Michael Vick vs. N.O. (11/26/06) |
| 50 | Steven Jackson at NO.....(9/8/13) |
| 50 | Michael Turner at Det.(10/23/11) |
| 50 | Gerald Riggs vs. K.C..... (12/8/85) |
| 50t | Steve Broussard vs. Cin..... (10/28/90) |

LONGEST PASS COMPLETIONS (75+ YARDS)

| | |
|-----|--|
| 98t | Bobby Hebert to Michael Haynes vs. N.O.....(10/12/93) |
| 94t | Chris Chandler to Jamal Anderson vs. Car..... (9/23/01) |
| 90t | Matt Ryan to Roddy White at S.F..... (10/11/09) |
| 89t | Chris Miller to Michael Haynes vs. Was..... (9/13/92) |
| 88t | Bob Berry to Harmon Wages vs N.O. (12/7/69) |
| 86t | Doug Johnson to Warrick Dunn vs. Ten. (11/23/03) |
| 86t | Steve Bartkowski to William Andrews vs. Den. (12/5/82) |
| 85t | Jeff George to Bert Emanuel vs. Arz.....(12/24/94) |
| 84 | Bob Berry to Ken Burrow vs. N.O.....(12/19/71) |
| 82t | Randy Johnson to Ray Ogden vs. S.F..... (12/10/67) |
| 81t | Matt Ryan to Julio Jones |

| | |
|------------|---|
| | vs. Stl..... (9/15/13) |
| 81 | Jeff George to Terance Mathis at S.F..... (12/4/94) |
| 81t | Steve Bartkowski to Wallace Francis vs. S.F..... (12/14/80) |
| 80t | Matt Ryan to Harry Douglas at TB..... (11/17/13) |
| 80t | Matt Ryan to Julio Jones at T.B..... (11/25/12) |
| 80t | Matt Ryan to Julio Jones at Ind..... (11/6/11) |
| 80t | Chris Miller to Michael Haynes vs. N.O..... (11/24/91) |
| 79t | Matt Ryan to Julio Jones at G.B..... (12/8/14) |
| 79t | Chris Chandler to Maurice Smith at Arz..... (9/30/01) |
| 78t | Chris Chandler to Terance Mathis vs. S.F..... (11/15/98) |
| 75t | Matt Ryan to Taylor Gabriel at Phi..... (11/13/16) |
| 76t | Steve Bartkowski to Floyd Hodge vs. S.F..... (9/25/83) |
| 75t | Matt Ryan to Julio Jones vs. Car..... (10/2/16) |
| 75t | Matt Ryan to Julio Jones at Car..... (12/11/11) |
| 75t | Tom Moore to Tommy McDonald vs. Bal..... (11/12/67) |
| 75t | Chris Miller to Andre Rison vs. S.F..... (10/14/90) |
| 75t | Billy Joe Tolliver to Michael Haynes vs. Was..... (11/10/91) |

LONGEST FIELD GOALS (50+ YARDS)

| | |
|-----------|--|
| 59 | Matt Bryant vs. K.C..... (12/4/16) |
| 59 | Morten Andersen vs. S.F..... (12/24/95) |
| 58 | Michael Koenen vs. N.E..... (10/9/05) |
| 55 | Matt Bryant vs. N.O..... (11/29/12) |
| 55 | Matt Bryant vs. Oak..... (10/14/12) |
| 55 | Jay Feely, at Arz..... (9/30/01) |
| 55 | Morten Andersen at N.O..... (10/12/97) |
| 55 | Morten Andersen vs. N.O..... (12/10/95) |
| 54 | Matt Bryant vs. Chi..... (10/12/14) |
| 54 | Shayne Graham vs. Car..... (12/27/15) |
| 54 | Morten Andersen at Dal..... (10/20/96) |
| 54 | Morten Andersen vs. N.E..... (10/1/95) |
| 54 | Norm Johnson vs. Det..... (9/5/93) |
| 54 | Norm Johnson vs. NYJ..... (9/6/92) |
| 54 | Norm Johnson vs. N.E..... (11/29/92) |
| 54 | Paul McFadden vs. Buf..... (11/5/89) |
| 53 | Matt Bryant vs. Car..... (10/2/16) |
| 53 | Matt Bryant vs. Cle..... (11/23/14) |
| 53 | Matt Bryant vs. Sea..... (11/10/13) |
| 53 | Matt Bryant at Wsh..... (10/7/12) |
| 53 | Morten Andersen at NYJ..... (10/25/98) |
| 53 | Greg Davis vs. Phi..... (11/18/90) |
| 54 | Shayne Graham at T.B..... (12/6/15) |

| | |
|-----------|--|
| 52 | Matt Bryant vs. Chi..... (10/12/14) |
| 52 | Matt Bryant vs. N.O..... (9/7/14) |
| 52 | Matt Bryant at Mia..... (9/22/13) |
| 52 | Jay Feely, at G.B..... (9/8/02) |
| 52 | Jay Feely, vs. Buf..... (12/23/01) |
| 52 | Morten Andersen vs. S.F..... (12/24/95) |
| 52 | Norm Johnson vs. Mia..... (10/11/92) |
| 52 | Greg Davis vs. G.B..... (11/6/88) |
| 52 | Mick Luckhurst vs. Sea..... (10/13/85) |
| 52 | Mick Luckhurst vs. Rams..... (10/7/84) |
| 52 | Nick Mike-Mayer vs. S.F..... (10/28/73) |
| 51 | Matt Bryant at Car..... (12/24/16) |
| 51 | Matt Bryant vs. N.O..... (9/7/14) |
| 51 | Matt Bryant vs. Wsh..... (12/15/13) |
| 51 | Matt Bryant vs. Arz..... (11/18/12) |
| 51 | Matt Bryant at N.O..... (12/26/11) |
| 50 | Matt Bryant vs. S.F..... (12/18/16) |
| 50 | Matt Bryant vs. at T.B..... (11/3/16) |
| 50 | Matt Bryant at N.O..... (12/21/14) |
| 50 | Matt Bryant at G.B..... (12/8/14) |
| 50 | Matt Bryant at Sea..... (10/2/11) |

LONGEST INTERCEPTION RETURNS (60+ YARDS)

| | |
|------------|--|
| 101t | Tom Pridemore vs. S.F..... (9/20/81) |
| 95t | Chevis Jackson vs. N.O..... (11/9/08) |
| 90t | Deion Jones at N.O..... (9/26/16) |
| 90t | Ken Reaves vs. LA Rams..... (10/20/68) |
| 87t | Rolland Lawrence vs. Oak..... (11/30/75) |
| 85 | Aaron Beasley at S.F..... (9/12/04) |
| 82t | Deion Sanders vs. Hou..... (9/9/90) |
| 81t | Rolland Lawrence vs. S.D..... (10/21/73) |
| 79t | Asante Samuel vs. Oak..... (10/14/12) |
| 77t | Lee Calland vs. Bal..... (9/17/67) |
| 74 | Vinnie Clark vs. T.B..... (10/9/94) |
| 73t | Jimmy Burson vs. S.F..... (12/15/68) |
| 72t | Rick Byas vs. N.O..... (11/20/77) |
| 71t | Sean Weatherspoon..... (12/8/13) |
| 71t | Alton Montgomery vs. Car..... (9/3/95) |
| 68t | Osi Umenyiora vs. Stl..... (9/15/13) |
| 66t | Kevin Mathis at Den..... (10/31/04) |
| 65 | DeAngelo Hall at T.B..... (12/24/05) |
| 65t | Tom Hayes vs. N.O..... (9/16/73) |
| 62t | Tye Hill vs. Was..... (11/8/09) |
| 62t | Bob Riddle vs. Min..... (12/4/66) |
| 61t | Deion Sanders vs. Dal..... (12/30/90) |
| 60 | Ray Buchanan vs. T.B..... (11/5/00) |
| 60 | Deion Sanders at T.B..... (12/24/05) |

LONGEST PUNT RETURNS (50+ YARDS)

| | |
|-----------|---|
| 79t | Deion Sanders vs. Cin..... (10/28/90) |
| 77t | Tom McCauley vs. N.O..... (10/25/70) |
| 75t | Allen Rossum at K.C..... (10/24/04) |
| 75t | John Mallory vs. Min..... (12/20/70) |
| 74 | Darrien Gordon vs. Dal..... (11/11/01) |
| 73 | Eric Weems at Oak..... (9/18/16) |
| 72 | Allen Rossum vs. Phi..... (11/2/03) |

| | | |
|-----|--------------------------------|------------|
| 72t | Gerald Tinker vs. N.O..... | (9/29/74) |
| 71t | Billy Johnson vs. NYJ..... | (10/23/83) |
| 71 | Billy Johnson vs. LA Rams..... | (11/21/82) |
| 70t | Tim Dwight at Phi..... | (10/1/00) |
| 70t | Tim Dwight vs. S.F..... | (1/3/00) |
| 68t | Deion Sanders vs. LA Rams..... | (9/10/89) |
| 67 | Darrien Gordon at Ind..... | (12/16/01) |
| 66t | Eric Metcalf at Stl..... | (10/12/95) |
| 61t | Harry Douglas vs. Car..... | (11/23/08) |
| 60 | Dennis Pearson vs. Det..... | (9/23/79) |
| 68 | Lew Barnes vs. Phi..... | (10/30/88) |
| 59t | Allen Rossum vs. Ten..... | (11/23/03) |
| 58t | Winslow Oliver vs. S.F..... | (12/12/99) |
| 57 | Ray Brown vs. Phi..... | (11/11/73) |
| 57 | Al Dodd vs. Chi..... | (10/13/74) |
| 56 | Kenny Johnson vs. Chi..... | (9/23/80) |
| 51 | Tony Smith vs. T.B..... | (10/31/93) |

LONGEST FUMBLE RETURNS (50+ YARDS)

| | | |
|------|-------------------------------|------------|
| 91t | Bob Glazebrook vs. NYG..... | (9/12/82) |
| 86 | Osi Umenyiora at N.O..... | (12/21/14) |
| 84t | Nate Stupar vs. Hou..... | (10/4/15) |
| 75t | Oliver Barnett vs. T.B..... | (11/17/91) |
| 74t | Jim Weatherford vs. S.F..... | (10/19/69) |
| 71t | Chuck Smith at N.E..... | (11/8/98) |
| 69t | Jessie Tuggle vs. N.O..... | (12/3/92) |
| 66t | DeAngelo Hall at N.O..... | (10/16/05) |
| 65t | James Britt vs. LA Rams..... | (10/26/86) |
| 65t | Jessie Tuggle vs. Hou..... | (9/9/90) |
| 64 | Ray Edwards vs. Phi..... | (9/18/11) |
| 64t | Blane Gaison vs. S.F..... | (11/20/83) |
| 60t | Tom Hayes vs. Oak..... | (12/5/71) |
| 57t | Joel Williams vs. G.B..... | (9/13/81) |
| 56t | DeAngello Hall at Ten..... | (10/7/07) |
| *55t | Jim Mitchell at Min..... | (11/28/71) |
| 54t | John Mallory vs. LA Rams..... | (10/17/71) |
| 50t | Jim Mitchell vs. N.O..... | (10/5/75) |

*Ball was fumbled by teammate and run in for a TD.

LONGEST KICKOFF RETURNS (90+ YARDS)

| | | |
|--------------------------------|-------------------------------|------------|
| *102t | Eric Weems vs. G.B..... | (1/15/11) |
| 102t | Eric Weems at T.B..... | (12/5/10) |
| 100t | Darrick Vaughn at Den..... | (9/10/00) |
| 100t | Deion Sanders vs. S.F..... | (10/13/91) |
| 100t | Dennis Pearson vs. Stl..... | (12/17/78) |
| 99t | Byron Hanspard at S.D..... | (12/7/97) |
| 99t | Deion Sanders vs. Was..... | (9/13/92) |
| 99t | Ron Smith vs. Bal..... | (9/17/67) |
| 97t | Tony Smith vs. Pitt..... | (9/27/93) |
| 97t | Sylvester Stamps vs. S.F..... | (12/20/87) |
| 96t | Darrick Vaughn at Stl..... | (1/6/02) |
| 96t | Darrick Vaughn at Stl..... | (10/15/00) |
| 94t | Cliff Austin vs. N.O..... | (10/20/85) |
| 93t | Tim Dwight vs. Car..... | (10/4/98) |
| 93t | Byron Hanspard at Sea..... | (11/30/97) |
| 92 | Jerious Norwood vs. Stl..... | (12/28/08) |
| * 2010 Divisional Playoff Game | | |

LONGEST KICKOFF RETURNS (60+ YARDS)

| | | |
|-----------|---------------------------------|-------------------|
| 91t | Allen Rossum vs. Sea..... | (12/15/02) |
| 88t | Darrick Vaughn at N.O..... | (12/17/00) |
| 85 | Jerious Norwood vs. Chi..... | (10/12/08) |
| 82 | Jim Butler vs. G.B..... | (11/22/71) |
| 80 | Ron Smith vs. Chi..... | (11/27/66) |
| 76t | Keith Jones vs. Dal..... | (12/30/90) |
| 76 | Jerious Norwood at Ten..... | (10/7/07) |
| 74 | Sylvester Stamps vs. Hou..... | (10/25/87) |
| 73t | Deion Sanders vs. Buf..... | (11/22/92) |
| 72 | Deion Sanders vs. N.O..... | (10/29/89) |
| 66 | Devin Hester vs Car..... | (12/28/14) |
| 62 | Eric Weems vs. Chi..... | (10/18/09) |
| 61 | Adam Jennings vs. Sea..... | (12/30/07) |

CAREER 100 & 300 YARD GAMES

CAREER 100-YARD RUSHING GAMES

| | |
|-----------------------|----|
| Michael Turner | 26 |
| Gerald Riggs | 25 |
| William Andrews | 22 |
| Jamal Anderson | 19 |
| Warrick Dunn | 19 |
| Michael Vick | 8 |
| Dave Hampton | 7 |
| Devonta Freeman | 6 |
| Erric Pegram | 4 |
| Steve Broussard | 3 |
| Lynn Cain | 3 |
| Craig Heyward | 3 |
| Mike Rozier | 3 |
| John Settle | 3 |
| Jason Snelling | 2 |
| Jerious Norwood | 2 |
| Jim Butler | 2 |
| Sonny Collins | 2 |
| Haskel Stanback | 2 |
| Cliff Austin | 1 |
| Bubba Bean | 1 |
| Junior Coffey | 1 |
| T.J. Duckett | 1 |
| Byron Hanspard | 1 |
| Art Malone | 1 |
| Maurice Smith | 1 |
| Woody Thompson | 1 |
| Steven Jackson | 1 |

CAREER 300-YARD PASSING GAMES

| | |
|------------------------|----|
| Matt Ryan | 40 |
| Steve Bartkowski | 12 |
| Chris Miller | 8 |
| Jeff George | 6 |
| Chris Chandler | 4 |
| Bobby Hebert | 4 |
| Bob Berry | 3 |
| Wade Wilson | 3 |
| Chris Redman | 2 |
| Michael Vick | 2 |
| Dave Archer | 1 |
| Joey Harrington | 1 |
| Doug Johnson | 1 |
| Erik Kramer | 1 |
| Mike Moroski | 1 |

CAREER 100-YARD RECEIVING GAMES

| | |
|----------------------|----|
| Roddy White | 39 |
| Julio Jones | 35 |
| Alfred Jenkins | 16 |
| Andre Rison | 15 |
| Terance Mathis | 14 |
| Bert Emanuel | 9 |

| | |
|-------------------------|---|
| Michael Haynes | 9 |
| Stacey Bailey | 8 |
| Harry Douglas | 6 |
| Tony Martin | 5 |
| Billy Johnson | 5 |
| Tony Gonzalez | 5 |
| Wallace Francis | 4 |
| Alge Crumpler | 4 |
| Charlie Brown | 3 |
| Paul Flatley | 3 |
| Shawn Jefferson | 3 |
| Eric Metcalf | 3 |
| Ken Burrow | 3 |
| Brian Finneran | 3 |
| Jim Mitchell | 3 |
| William Andrews | 3 |
| Floyd Dixon | 2 |
| Tim Dwight | 2 |
| Aldrick Robinson | 1 |
| Tevin Coleman | 1 |
| Leonard Hankerson | 1 |
| Jacob Tamme | 1 |
| Milton Barney | 1 |
| Lynn Cain | 1 |
| Wes Chesson | 1 |
| Shawn Collins | 1 |
| Arthur Cox | 1 |
| Warrick Dunn | 1 |
| Paul Gipson | 1 |
| Alex Hawkins | 1 |
| Drew Hill | 1 |
| Aubrey Matthews | 1 |
| Quentin McCord | 1 |
| Junior Miller | 1 |
| Peerless Price | 1 |
| Mike Pritchard | 1 |
| Laurent Robinson | 1 |
| Billy Ryckman | 1 |
| John Settle | 1 |
| Maurice Smith | 1 |
| George Thomas | 1 |
| Harmon Wages | 1 |

YEARLY LEADERS

SCORING

| YEAR | PLAYER | TD | XPM | XPA | FGM | FGA | TP |
|------|-----------------|----|-----|-----|-----|-----|-----|
| 1966 | Lou Kirouac | 0 | 19 | 24 | 9 | 18 | 46 |
| 1967 | Wade Traynham | 0 | 22 | 22 | 7 | 18 | 43 |
| 1968 | Bob Etter | 0 | 17 | 19 | 11 | 21 | 50 |
| 1969 | Bob Etter | 0 | 33 | 33 | 15 | 30 | 78 |
| 1970 | Kenny Vinyard | 0 | 23 | 26 | 9 | 25 | 50 |
| 1971 | Bill Bell | 0 | 29 | 33 | 13 | 21 | 68 |
| 1972 | Bill Bell | 0 | 31 | 31 | 16 | 30 | 79 |
| 1973 | Nick Mike-Mayer | 0 | 34 | 34 | 26 | 38 | 112 |
| 1974 | Nick Mike-Mayer | 0 | 12 | 12 | 9 | 16 | 39 |
| 1975 | Nick Mike-Mayer | 0 | 30 | 33 | 4 | 10 | 42 |
| 1976 | Nick Mike-Mayer | 0 | 20 | 20 | 10 | 21 | 50 |
| 1977 | Haskel Stanback | 6 | 0 | 0 | 0 | 0 | 36 |
| 1978 | Tim Mazzetti | 0 | 18 | 18 | 13 | 16 | 57 |
| 1979 | Tim Mazzetti | 0 | 31 | 37 | 13 | 25 | 70 |
| 1980 | Tim Mazzetti | 0 | 46 | 49 | 19 | 27 | 103 |
| 1981 | Mick Luckhurst | 0 | 51 | 51 | 21 | 33 | 114 |
| 1982 | Mick Luckhurst | 0 | 21 | 22 | 10 | 14 | 51 |
| 1983 | Mick Luckhurst | 0 | 43 | 45 | 17 | 22 | 94 |
| 1984 | Mick Luckhurst | 0 | 31 | 31 | 20 | 27 | 91 |
| 1985 | Mick Luckhurst | 0 | 29 | 29 | 24 | 31 | 101 |
| 1986 | Mick Luckhurst | 0 | 21 | 21 | 14 | 24 | 63 |
| 1987 | Mick Luckhurst | 0 | 17 | 17 | 9 | 13 | 44 |
| 1988 | Greg Davis | 0 | 25 | 27 | 19 | 30 | 82 |
| 1989 | Paul McFadden | 0 | 18 | 18 | 15 | 20 | 63 |
| 1990 | Greg Davis | 0 | 40 | 40 | 22 | 33 | 106 |
| 1991 | Norm Johnson | 0 | 38 | 39 | 19 | 23 | 95 |
| 1992 | Norm Johnson | 0 | 39 | 39 | 18 | 22 | 93 |
| 1993 | Norm Johnson | 0 | 34 | 34 | 26 | 27 | 112 |
| 1994 | Norm Johnson | 0 | 32 | 32 | 21 | 25 | 95 |
| 1995 | Morten Andersen | 0 | 29 | 30 | 31 | 37 | 122 |
| 1996 | Morten Andersen | 0 | 31 | 31 | 22 | 29 | 97 |
| 1997 | Morten Andersen | 0 | 35 | 35 | 23 | 27 | 104 |
| 1998 | Morten Andersen | 0 | 51 | 52 | 23 | 28 | 120 |
| 1999 | Morten Andersen | 0 | 34 | 34 | 15 | 21 | 79 |
| 2000 | Morten Andersen | 0 | 23 | 23 | 25 | 31 | 98 |
| 2001 | Jay Feely | 0 | 28 | 28 | 29 | 37 | 115 |
| 2002 | Jay Feely | 0 | 42 | 43 | 32 | 40 | 138 |
| 2003 | Jay Feely | 0 | 32 | 33 | 19 | 27 | 89 |
| 2004 | Jay Feely | 0 | 40 | 40 | 18 | 23 | 94 |
| 2005 | Todd Peterson | 0 | 35 | 35 | 23 | 25 | 104 |
| 2006 | Morten Andersen | 0 | 27 | 27 | 20 | 23 | 87 |
| 2007 | Morten Anderson | 0 | 24 | 24 | 25 | 28 | 99 |
| 2008 | Jason Elam | 0 | 42 | 42 | 29 | 31 | 129 |
| 2009 | Jason Elam | 0 | 32 | 33 | 12 | 19 | 68 |
| 2010 | Matt Bryant | 0 | 44 | 44 | 28 | 31 | 128 |
| 2011 | Matt Bryant | 0 | 45 | 45 | 27 | 29 | 126 |
| 2012 | Matt Bryant | 0 | 44 | 44 | 33 | 38 | 143 |
| 2013 | Matt Bryant | 0 | 39 | 39 | 24 | 27 | 111 |
| 2014 | Matt Bryant | 0 | 40 | 40 | 29 | 32 | 127 |
| 2015 | Devonta Freeman | 14 | 0 | 0 | 0 | 0 | 84 |
| 2016 | Matt Bryant | 0 | 56 | 57 | 34 | 37 | 158 |

YEARLY LEADERS

PASSING (MINIMUM 100 ATTEMPTS)

| YEAR | PLAYER | ATT | COMP | PCT | YDS | TD | INT |
|------|------------------|-----|------|------|-------|----|-----|
| 1966 | Randy Johnson | 295 | 129 | 43.7 | 1,795 | 12 | 21 |
| 1967 | Randy Johnson | 288 | 142 | 49.3 | 1,620 | 10 | 21 |
| 1968 | Bob Berry | 153 | 81 | 52.9 | 1,433 | 7 | 13 |
| 1969 | Bob Berry | 169 | 71 | 57.3 | 1,087 | 10 | 2 |
| 1970 | Bob Berry | 269 | 156 | 58.0 | 1,806 | 16 | 13 |
| 1971 | Bob Berry | 226 | 136 | 60.2 | 2,005 | 11 | 16 |
| 1972 | Bob Berry | 277 | 154 | 55.6 | 2,158 | 13 | 12 |
| 1973 | Bob Lee | 230 | 120 | 52.2 | 1,786 | 10 | 8 |
| 1974 | Bob Lee | 172 | 78 | 45.3 | 852 | 3 | 14 |
| 1975 | Steve Bartkowski | 255 | 115 | 45.1 | 1,662 | 13 | 15 |
| 1976 | Steve Bartkowski | 120 | 57 | 47.5 | 677 | 2 | 9 |
| 1977 | Scott Hunter | 151 | 70 | 46.4 | 898 | 2 | 3 |
| 1978 | Steve Bartkowski | 369 | 187 | 50.7 | 2,489 | 10 | 18 |
| 1979 | Steve Bartkowski | 379 | 203 | 53.6 | 2,502 | 17 | 20 |
| 1980 | Steve Bartkowski | 463 | 257 | 55.5 | 3,544 | 31 | 16 |
| 1981 | Steve Bartkowski | 533 | 297 | 55.7 | 3,830 | 30 | 23 |
| 1982 | Steve Bartkowski | 262 | 166 | 63.4 | 1,905 | 8 | 11 |
| 1983 | Steve Bartkowski | 432 | 274 | 63.4 | 3,167 | 22 | 5 |
| 1984 | Steve Bartkowski | 269 | 181 | 67.3 | 2,158 | 11 | 10 |
| 1985 | Dave Archer | 312 | 161 | 51.6 | 1,992 | 7 | 17 |
| 1986 | Dave Archer | 294 | 150 | 51.0 | 2,007 | 10 | 9 |
| 1987 | Scott Campbell | 260 | 136 | 52.3 | 1,728 | 11 | 14 |
| 1988 | Chris Miller | 351 | 184 | 52.4 | 2,133 | 11 | 12 |
| 1989 | Chris Miller | 526 | 280 | 53.2 | 3,459 | 16 | 10 |
| 1990 | Chris Miller | 388 | 222 | 57.2 | 2,735 | 17 | 14 |
| 1991 | Chris Miller | 413 | 220 | 53.3 | 3,103 | 26 | 18 |
| 1992 | Chris Miller | 253 | 152 | 60.1 | 1,739 | 15 | 6 |
| 1993 | Bobby Hebert | 430 | 263 | 61.2 | 2,978 | 24 | 17 |
| 1994 | Jeff George | 524 | 322 | 61.5 | 3,734 | 23 | 18 |
| 1995 | Jeff George | 557 | 336 | 60.3 | 4,143 | 24 | 11 |
| 1996 | Bobby Hebert | 488 | 294 | 60.2 | 3,152 | 22 | 25 |
| 1997 | Chris Chandler | 342 | 202 | 59.1 | 2,692 | 20 | 7 |
| 1998 | Chris Chandler | 327 | 190 | 58.1 | 3,154 | 25 | 12 |
| 1999 | Chris Chandler | 307 | 174 | 56.7 | 2,339 | 16 | 11 |
| 2000 | Chris Chandler | 331 | 192 | 58.0 | 2,236 | 10 | 12 |
| 2001 | Chris Chandler | 365 | 223 | 61.1 | 2,847 | 16 | 14 |
| 2002 | Michael Vick | 421 | 231 | 54.9 | 2,936 | 16 | 8 |
| 2003 | Doug Johnson | 243 | 136 | 56.0 | 1,655 | 8 | 12 |
| 2004 | Michael Vick | 321 | 181 | 56.4 | 2,313 | 14 | 12 |
| 2005 | Michael Vick | 387 | 214 | 55.3 | 2,412 | 15 | 13 |
| 2006 | Michael Vick | 388 | 204 | 52.6 | 2,474 | 20 | 13 |
| 2007 | Joey Harrington | 348 | 215 | 61.8 | 2,215 | 7 | 8 |
| 2008 | Matt Ryan | 434 | 265 | 61.1 | 3,440 | 16 | 11 |
| 2009 | Matt Ryan | 451 | 263 | 58.3 | 2,916 | 22 | 14 |
| 2010 | Matt Ryan | 571 | 357 | 62.5 | 3,705 | 28 | 9 |
| 2011 | Matt Ryan | 566 | 347 | 61.3 | 4,177 | 29 | 12 |
| 2012 | Matt Ryan | 615 | 422 | 68.6 | 4,719 | 32 | 14 |
| 2013 | Matt Ryan | 651 | 439 | 67.4 | 4,515 | 26 | 17 |
| 2014 | Matt Ryan | 628 | 415 | 66.1 | 4,694 | 28 | 14 |
| 2015 | Matt Ryan | 614 | 407 | 66.3 | 4,591 | 21 | 16 |
| 2016 | Matt Ryan | 534 | 373 | 69.9 | 4,944 | 38 | 7 |

YEARLY LEADERS

RUSHING

| YEAR | PLAYER | NO | YDS | AVG | LG | TD |
|------|-----------------|-----|-------|-----|-----|----|
| 1966 | Junior Coffey | 199 | 722 | 3.6 | 37 | 4 |
| 1967 | Junior Coffey | 180 | 722 | 4.0 | 20t | 4 |
| 1968 | Jim Butler | 94 | 365 | 3.9 | 60t | 2 |
| 1969 | Jim Butler | 163 | 655 | 4.0 | 39 | 3 |
| 1970 | Jim Butler | 166 | 636 | 3.8 | 33 | 0 |
| 1971 | Jim Butler | 186 | 594 | 3.2 | 19 | 2 |
| 1972 | Dave Hampton | 230 | 995 | 4.3 | 56t | 6 |
| 1973 | Dave Hampton | 263 | 997 | 3.8 | 25 | 3 |
| 1974 | Dave Hampton | 127 | 464 | 3.7 | 34 | 2 |
| 1975 | Dave Hampton | 250 | 1,002 | 4.0 | 22 | 5 |
| 1976 | Bubba Bean | 124 | 428 | 3.5 | 30 | 2 |
| 1977 | Haskel Stanback | 247 | 873 | 3.4 | 35 | 6 |
| 1978 | Bubba Bean | 193 | 707 | 3.7 | 25 | 3 |
| 1979 | William Andrews | 239 | 1,023 | 4.3 | 23 | 2 |
| 1980 | William Andrews | 265 | 1,308 | 4.9 | 33 | 4 |
| 1981 | William Andrews | 289 | 1,301 | 4.5 | 29 | 10 |
| 1982 | William Andrews | 139 | 573 | 4.1 | 19t | 5 |
| 1983 | William Andrews | 331 | 1,567 | 4.7 | 27 | 7 |
| 1984 | Gerald Riggs | 353 | 1,486 | 4.2 | 57 | 13 |
| 1985 | Gerald Riggs | 297 | 1,719 | 4.3 | 50 | 10 |
| 1986 | Gerald Riggs | 343 | 1,327 | 3.9 | 31 | 9 |
| 1987 | Gerald Riggs | 203 | 875 | 4.3 | 44 | 2 |
| 1988 | John Settle | 232 | 1,024 | 4.4 | 62 | 7 |
| 1989 | John Settle | 179 | 689 | 3.8 | 20 | 3 |
| 1990 | Mike Rozier | 153 | 675 | 4.4 | 67 | 4 |
| 1991 | Steve Broussard | 99 | 449 | 4.5 | 36 | 4 |
| 1992 | Steve Broussard | 84 | 363 | 4.3 | 27 | 1 |
| 1993 | Erric Pegram | 292 | 1,185 | 4.1 | 29 | 3 |
| 1994 | Craig Heyward | 183 | 779 | 4.3 | 17 | 7 |
| 1995 | Craig Heyward | 236 | 1,083 | 4.6 | 31 | 6 |
| 1996 | Jamal Anderson | 232 | 1,055 | 4.5 | 32t | 5 |
| 1997 | Jamal Anderson | 290 | 1,002 | 3.5 | 39 | 7 |
| 1998 | Jamal Anderson | 410 | 1,846 | 4.5 | 48 | 14 |
| 1999 | Ken Oxendine | 141 | 452 | 3.2 | 20 | 1 |
| 2000 | Jamal Anderson | 282 | 1,024 | 3.6 | 42 | 6 |
| 2001 | Maurice Smith | 237 | 760 | 3.2 | 58 | 5 |
| 2002 | Warrick Dunn | 230 | 927 | 4.0 | 59 | 7 |
| 2003 | T.J. Duckett | 197 | 779 | 4.0 | 55 | 11 |
| 2004 | Warrick Dunn | 265 | 1,106 | 4.2 | 60 | 9 |
| 2005 | Warrick Dunn | 280 | 1,416 | 5.1 | 65 | 3 |
| 2006 | Warrick Dunn | 286 | 1,140 | 4.0 | 90t | 4 |
| 2007 | Warrick Dunn | 227 | 720 | 3.2 | 38 | 4 |
| 2008 | Michael Turner | 376 | 1,699 | 4.5 | 70 | 17 |
| 2009 | Michael Turner | 178 | 871 | 4.9 | 58t | 10 |
| 2010 | Michael Turner | 334 | 1,371 | 4.1 | 55 | 12 |
| 2011 | Michael Turner | 301 | 1,340 | 4.5 | 81t | 11 |
| 2012 | Michael Turner | 222 | 800 | 3.6 | 43 | 10 |
| 2013 | Steven Jackson | 157 | 543 | 3.5 | 50 | 6 |
| 2014 | Steven Jackson | 190 | 707 | 3.7 | 55 | 6 |
| 2015 | Devonta Freeman | 265 | 1,056 | 4.0 | 39 | 11 |
| 2016 | Devonta Freeman | 227 | 1,079 | 4.8 | 75 | 11 |

YEARLY LEADERS

RECEIVING

| YEAR | PLAYER | NO | YDS | AVG | LG | TD |
|------|-----------------|-----|-------|------|-----|----|
| 1966 | Alex Hawkins | 44 | 661 | 15.0 | 42 | 2 |
| 1967 | Tommy McDonald | 33 | 436 | 13.2 | 75 | 4 |
| 1968 | Jerry Simmons | 28 | 479 | 17.1 | 61 | 0 |
| 1969 | Paul Flatley | 45 | 834 | 18.5 | 71 | 6 |
| 1970 | Jim Mitchell | 44 | 650 | 14.8 | 51 | 6 |
| 1971 | Art Malone | 34 | 380 | 11.2 | 46 | 2 |
| | Ken Burrow | 33 | 741 | 22.5 | 84 | 6 |
| 1972 | Art Malone | 50 | 585 | 11.7 | 57 | 2 |
| 1973 | Jim Mitchell | 32 | 420 | 13.1 | 50 | 0 |
| | Ken Burrow | 31 | 567 | 18.3 | 57 | 7 |
| 1974 | Ken Burrow | 34 | 545 | 16.0 | 48 | 1 |
| 1975 | Alfred Jenkins | 38 | 767 | 20.2 | 68 | 6 |
| 1976 | Alfred Jenkins | 41 | 710 | 17.3 | 34 | 6 |
| 1977 | Alfred Jenkins | 39 | 677 | 17.4 | 73 | 4 |
| 1978 | Wallace Francis | 45 | 695 | 15.4 | 54 | 3 |
| | Billy Ryckman | 45 | 679 | 15.1 | 59 | 2 |
| 1979 | Wallace Francis | 74 | 1,013 | 13.7 | 42 | 8 |
| 1980 | Alfred Jenkins | 57 | 1,025 | 18.0 | 57 | 6 |
| 1981 | William Andrews | 81 | 736 | 9.1 | 70 | 2 |
| | Alfred Jenkins | 70 | 1,358 | 19.4 | 67 | 13 |
| 1982 | William Andrews | 42 | 503 | 12.0 | 86t | 2 |
| 1983 | Billy Johnson | 64 | 709 | 11.1 | 47t | 4 |
| | Stacey Bailey | 55 | 881 | 16.0 | 53 | 6 |
| 1984 | Stacey Bailey | 67 | 1,138 | 17.0 | 61 | 6 |
| 1985 | Billy Johnson | 62 | 830 | 13.4 | 62t | 5 |
| 1986 | Charlie Brown | 63 | 918 | 14.6 | 42 | 4 |
| 1987 | Floyd Dixon | 36 | 600 | 16.7 | 51t | 5 |
| 1988 | John Settle | 68 | 570 | 8.4 | 27 | 1 |
| 1989 | Shawn Collins | 58 | 862 | 14.9 | 47 | 3 |
| 1990 | Andre Rison | 82 | 1,208 | 14.7 | 75t | 10 |
| 1991 | Andre Rison | 81 | 976 | 12.0 | 39t | 12 |
| 1992 | Andre Rison | 93 | 1,121 | 12.1 | 71t | 11 |
| 1993 | Andre Rison | 86 | 1,242 | 14.4 | 53t | 15 |
| 1994 | Terance Mathis | 111 | 1,342 | 12.1 | 81 | 11 |
| 1995 | Eric Metcalf | 104 | 1,189 | 11.4 | 62t | 8 |
| 1996 | Bert Emanuel | 75 | 921 | 12.3 | 53 | 6 |
| 1997 | Bert Emanuel | 65 | 991 | 15.2 | 56 | 9 |
| 1998 | Tony Martin | 66 | 1,181 | 17.9 | 62 | 6 |
| | Terance Mathis | 64 | 1,136 | 17.8 | 78t | 11 |
| 1999 | Terance Mathis | 81 | 1,016 | 12.5 | 52 | 6 |
| 2000 | Shawn Jefferson | 60 | 822 | 13.7 | 49 | 2 |
| 2001 | Terance Mathis | 51 | 564 | 11.1 | 34 | 2 |
| 2002 | Brian Finneran | 56 | 838 | 15.0 | 47 | 6 |
| 2003 | Peerless Price | 64 | 838 | 13.1 | 49 | 3 |
| 2004 | Alge Crumpler | 48 | 774 | 16.1 | 49t | 6 |
| 2005 | Alge Crumpler | 65 | 877 | 13.5 | 48 | 58 |
| 2006 | Alge Crumpler | 56 | 780 | 13.9 | 46 | 8 |
| 2007 | Roddy White | 83 | 1,202 | 14.5 | 69t | 6 |
| 2008 | Roddy White | 88 | 1,382 | 15.7 | 70t | 7 |
| 2009 | Roddy White | 85 | 1,153 | 13.6 | 90t | 11 |

YEARLY LEADERS

RECEIVING

| YEAR | PLAYER | NO | YDS | AVG | LG | TD |
|------|---------------|-----|-------|------|-----|----|
| 2010 | Roddy White | 115 | 1,389 | 12.1 | 46 | 10 |
| 2011 | Roddy White | 100 | 1,296 | 13.0 | 43 | 8 |
| 2012 | Tony Gonzalez | 93 | 930 | 10.0 | 25 | 8 |
| | Roddy White | 92 | 1,351 | 14.7 | 59 | 7 |
| 2013 | Harry Douglas | 85 | 1,067 | 12.6 | 80 | 2 |
| 2014 | Julio Jones | 104 | 1,593 | 15.3 | 79 | 6 |
| 2015 | Julio Jones | 136 | 1,871 | 13.8 | 82t | 8 |
| 2016 | Julio Jones | 83 | 1,409 | 17.0 | 75 | 6 |



WR JULIO JONES SET FRANCHISE RECORDS FOR RECEPTIONS AND RECEIVING YARDS IN 2015.

YEARLY LEADERS

PUNT RETURNS

| YEAR | PLAYER | NO | YDS | AVG | LG | TD |
|------|------------------|----|-----|------|-----|----|
| 1966 | Ron Smith | 11 | 80 | 7.3 | 23 | 0 |
| 1967 | Ron Smith | 20 | 92 | 4.6 | 26 | 0 |
| 1968 | Jim Burson | 11 | 56 | 5.1 | 17 | 0 |
| 1969 | John Mallory | 13 | 42 | 3.2 | 15 | 0 |
| 1970 | John Mallory | 17 | 203 | 11.9 | 75t | 1 |
| 1971 | Willie Belton | 30 | 163 | 5.4 | 32 | 0 |
| 1972 | Willie Belton | 17 | 110 | 6.5 | 34 | 0 |
| 1973 | Ray Brown | 40 | 360 | 9.0 | 57 | 0 |
| 1974 | Al Dodd | 27 | 344 | 12.7 | 57 | 0 |
| 1975 | Mack Herron | 10 | 94 | 9.4 | 24 | 0 |
| 1976 | Rolland Lawrence | 54 | 376 | 7.0 | 24 | 0 |
| 1977 | Rolland Lawrence | 51 | 352 | 6.9 | 37 | 0 |
| 1978 | Billy Ryckman | 28 | 227 | 8.1 | 38 | 0 |
| 1979 | Dennis Pearson | 12 | 115 | 9.6 | 60 | 0 |
| 1980 | Kenny Johnson | 23 | 281 | 12.2 | 56 | 0 |
| 1981 | Scott Woerner | 33 | 278 | 8.4 | 38 | 0 |
| 1982 | Billy Johnson | 24 | 273 | 11.4 | 71 | 0 |
| 1983 | Billy Johnson | 46 | 489 | 10.6 | 71t | 1 |
| 1984 | Billy Johnson | 15 | 152 | 10.1 | 37 | 0 |
| 1985 | Anthony Allen | 21 | 141 | 6.7 | 19 | 0 |
| 1986 | Floyd Dixon | 26 | 151 | 5.8 | 16 | 0 |
| 1987 | Billy Johnson | 21 | 168 | 8.0 | 45 | 0 |
| 1988 | Lew Barnes | 34 | 307 | 9.0 | 68 | 0 |
| 1989 | Deion Sanders | 28 | 307 | 11.0 | 68t | 1 |
| 1990 | Deion Sanders | 29 | 250 | 8.6 | 79t | 1 |
| 1991 | Deion Sanders | 21 | 170 | 8.1 | 23 | 0 |
| 1992 | Tony Smith | 16 | 155 | 9.7 | 45 | 0 |
| 1993 | Tony Smith | 32 | 255 | 8.0 | 51 | 0 |
| 1994 | Clarence Verdin | 23 | 113 | 4.9 | 29 | 0 |
| 1995 | Eric Metcalf | 39 | 383 | 9.8 | 66t | 1 |
| 1996 | Eric Metcalf | 27 | 296 | 11.0 | 39 | 0 |
| 1997 | Todd Kinchen | 52 | 446 | 8.6 | 38 | 0 |
| 1998 | Tim Dwight | 31 | 263 | 8.5 | 23 | 0 |
| 1999 | Tim Dwight | 20 | 220 | 11.0 | 70t | 1 |
| 2000 | Tim Dwight | 33 | 309 | 9.4 | 70t | 1 |
| 2001 | Darrien Gordon | 31 | 437 | 14.1 | 74 | 0 |
| 2002 | Allen Rossum | 24 | 288 | 12.0 | 36 | 0 |
| 2003 | Allen Rossum | 39 | 545 | 14.0 | 72 | 1 |
| 2004 | Allen Rossum | 37 | 457 | 12.4 | 75t | 1 |
| 2005 | Allen Rossum | 17 | 145 | 8.5 | 29 | 0 |
| 2006 | Allen Rossum | 37 | 288 | 7.8 | 41 | 0 |
| 2007 | Adam Jennings | 30 | 186 | 6.2 | 23 | 0 |
| 2008 | Harry Douglas | 19 | 226 | 11.9 | 61t | 1 |
| 2009 | Eric Weems | 27 | 270 | 10.0 | 28 | 0 |
| 2010 | Eric Weems | 18 | 230 | 12.8 | 55t | 1 |
| 2011 | Eric Weems | 32 | 315 | 9.8 | 42 | 0 |
| 2012 | Dominique Franks | 21 | 163 | 7.8 | 28 | 0 |
| 2013 | Robert McClain | 19 | 193 | 10.2 | 25 | 0 |
| 2014 | Devin Hester | 18 | 240 | 13.3 | 68 | 1 |
| 2015 | Eric Weems | 19 | 221 | 11.6 | 41 | 0 |
| 2016 | Eric Weems | 24 | 273 | 11.4 | 73 | 0 |

YEARLY LEADERS

KICKOFF RETURNS

| YEAR | PLAYER | NO | YDS | AVG | LG | TD |
|------|------------------|----|-------|------|------|----|
| 1966 | Ron Smith | 43 | 1,013 | 23.6 | 80 | 0 |
| 1967 | Ron Smith | 39 | 976 | 25.0 | 99t | 1 |
| 1968 | Jim Butler | 37 | 799 | 21.6 | 42 | 0 |
| 1969 | Charlie Bryant | 21 | 407 | 19.4 | 39 | 0 |
| 1970 | Jim Butler | 14 | 284 | 20.3 | 29 | 0 |
| 1971 | Willie Belton | 28 | 706 | 25.2 | 58 | 0 |
| 1972 | Dave Hampton | 25 | 535 | 21.0 | 52 | 0 |
| 1973 | Joe Wash. | 20 | 432 | 21.6 | 30 | 0 |
| 1974 | Gerald Tinker | 29 | 704 | 24.3 | 59 | 0 |
| 1975 | Gerald Tinker | 13 | 307 | 23.6 | 33 | 0 |
| 1976 | Rolland Lawrence | 21 | 521 | 24.8 | 36 | 0 |
| 1977 | Karl Farmer | 23 | 466 | 20.3 | 30 | 0 |
| 1978 | Dennis Pearson | 25 | 662 | 26.7 | 100t | 1 |
| 1979 | Dennis Pearson | 30 | 577 | 19.2 | 29 | 0 |
| 1980 | Reggie Smith | 25 | 512 | 20.5 | 35 | 0 |
| 1981 | Reggie Smith | 47 | 1,143 | 24.3 | 52 | 0 |
| 1982 | Reggie Brown | 24 | 466 | 19.4 | 33 | 0 |
| 1983 | Kenny Johnson | 11 | 224 | 20.4 | 28 | 0 |
| 1984 | Sylvester Stamps | 19 | 452 | 23.8 | 50 | 0 |
| 1985 | Cliff Austin | 39 | 838 | 21.5 | 94t | 1 |
| 1986 | Sylvester Stamps | 24 | 514 | 21.4 | 35 | 0 |
| 1987 | Sylvester Stamps | 24 | 660 | 27.5 | 97t | 1 |
| 1988 | Evan Cooper | 16 | 331 | 20.7 | 28 | 0 |
| 1989 | Deion Sanders | 35 | 725 | 20.7 | 72 | 0 |
| 1990 | Deion Sanders | 39 | 851 | 21.8 | 50 | 0 |
| 1991 | Deion Sanders | 26 | 576 | 22.2 | 100t | 1 |
| 1992 | Deion Sanders | 40 | 1,067 | 26.7 | 99t | 2 |
| 1993 | Tony Smith | 38 | 948 | 24.9 | 97t | 1 |
| 1994 | Clarence Verdin | 44 | 1,026 | 23.3 | 69 | 0 |
| 1995 | Roell Preston | 30 | 627 | 20.9 | 44 | 0 |
| 1996 | Eric Metcalf | 49 | 1,034 | 21.1 | 55 | 0 |
| 1997 | Byron Hanspard | 40 | 987 | 24.7 | 99t | 2 |
| 1998 | Tim Dwight | 36 | 973 | 27.0 | 93t | 1 |
| 1999 | Tim Dwight | 44 | 944 | 21.5 | 40 | 0 |
| 2000 | Darrick Vaughn | 39 | 1,082 | 27.7 | 100t | 3 |
| 2001 | Darrick Vaughn | 61 | 1,491 | 24.4 | 96t | 1 |
| 2002 | Allen Rossum | 53 | 1,164 | 22.0 | 91t | 1 |
| 2003 | Allen Rossum | 62 | 1,291 | 20.8 | 52 | 0 |
| 2004 | Allen Rossum | 58 | 1,250 | 21.6 | 49 | 0 |
| 2005 | Allen Rossum | 31 | 702 | 22.6 | 47 | 0 |
| 2006 | Allen Rossum | 46 | 1,082 | 23.5 | 51 | 0 |
| 2007 | Jerious Norwood | 52 | 1,317 | 25.3 | 76 | 0 |
| 2008 | Jerious Norwood | 51 | 1,311 | 25.7 | 92 | 0 |
| 2009 | Eric Weems | 48 | 1,214 | 25.3 | 62 | 0 |
| 2010 | Eric Weems | 40 | 1,100 | 27.5 | 102t | 1 |
| 2011 | Eric Weems | 24 | 563 | 23.5 | 37 | 0 |
| 2012 | Jacquizz Rodgers | 23 | 592 | 25.7 | 77 | 0 |
| 2013 | Jacquizz Rodgers | 25 | 575 | 23.0 | 34 | 0 |
| 2014 | Devin Hester | 45 | 1,128 | 25.1 | 66 | 0 |
| 2015 | Eric Weems | 15 | 403 | 26.9 | 50 | 0 |
| 2016 | Eric Weems | 17 | 391 | 23.0 | 42 | 0 |

YEARLY LEADERS

TACKLES

| YEAR | PLAYER | TACKLES |
|------|-----------------------------|---------|
| 1966 | Tommy Nobis (173 solo) | 296 |
| 1967 | Tommy Nobis (41 solo) | 67 |
| 1968 | Tommy Nobis (39 solo) | 69 |
| 1969 | Greg Brezina (22 solo) | 38 |
| 1970 | Tommy Nobis (48 solo) | 94 |
| 1971 | Don Hansen (43 solo) | 95 |
| 1972 | Greg Brezina (80 solo) | 130 |
| 1973 | Greg Brezina (89 solo) | 135 |
| 1974 | Tommy Nobis (121 solo) | 183 |
| 1975 | Tommy Nobis (91 solo) | 115 |
| 1976 | Tommy Nobis (100 solo) | 134 |
| 1977 | Greg Brezina (67 solo) | 90 |
| 1978 | Fulton Kuykendall (98 solo) | 284 |
| 1979 | Robert Pennywell (77 solo) | 109 |
| 1980 | Buddy Curry (80 solo) | 145 |
| 1981 | Buddy Curry (107 solo) | 135 |
| 1982 | Buddy Curry (38 solo) | 61 |
| 1983 | Buddy Curry (127 solo) | 229 |
| 1984 | Rick Bryan (78 solo) | 125 |
| 1985 | Buddy Curry (82 solo) | 137 |
| 1986 | Buddy Curry (84 solo) | 157 |
| 1987 | John Rade (55 solo) | 123 |
| 1988 | John Rade (67 solo) | 137 |
| 1989 | Jessie Tuggle (112 solo) | 183 |
| 1990 | Jessie Tuggle (99 solo) | 201 |
| 1991 | Jessie Tuggle (106 solo) | 207 |
| 1992 | Jessie Tuggle (90 solo) | 193 |
| 1993 | Jessie Tuggle (120 solo) | 185 |
| 1994 | Jessie Tuggle (111 solo) | 195 |
| 1995 | Jessie Tuggle (126 solo) | 180 |
| 1996 | Jessie Tuggle (108 solo) | 184 |
| 1997 | Jessie Tuggle (123 solo) | 123 |
| 1998 | Cornelius Bennett (80 solo) | 121 |
| 1999 | Jessie Tuggle (85 solo) | 122 |
| 2000 | Marty Carter (86 solo) | 131 |
| 2001 | Keith Brooking (110 solo) | 167 |
| 2002 | Keith Brooking (100 solo) | 212 |
| 2003 | Keith Brooking (130 solo) | 207 |
| 2004 | Keith Brooking (71 solo) | 144 |
| 2005 | Keith Brooking (88 solo) | 148 |
| 2006 | Keith Brooking (88 solo) | 165 |
| 2007 | Keith Brooking (82 solo) | 127 |
| 2008 | Keith Brooking (80 solo) | 133 |
| 2009 | Curtis Lofton (118 solo) | 160 |
| 2010 | Curtis Lofton (101 solo) | 142 |
| 2011 | Curtis Lofton (95 solo) | 159 |
| 2012 | Stephen Nicholas (85 solo) | 116 |
| 2013 | Paul Worrilow (92 solo) | 137 |
| 2014 | Paul Worrilow (84 solo) | 142 |
| 2015 | Paul Worrilow (67 solo) | 95 |
| 2016 | Deion Jones (75 solo) | 106 |

SACKS

| YEAR | PLAYER | TACKLES |
|------|---------------------------|---------|
| 1966 | Sam Williams | 7.5 |
| 1967 | Ralph Heck/Jim Norton | 4.5 |
| 1968 | Claude Humphrey | 11.5 |
| 1969 | Claude Humphrey | 9.5 |
| 1970 | Claude Humphrey/John Zook | 9.0 |
| 1971 | Claude Humphrey | 12.0 |
| 1972 | John Zook | 6.5 |
| 1973 | Claude Humphrey | 10.0 |
| 1974 | Claude Humphrey | 12.5 |
| 1975 | John Zook | 10.0 |
| 1976 | Claude Humphrey | 15.0 |
| 1977 | Jeff Merrow | 10.0 |
| | Claude Humphrey | 10.0 |
| 1978 | Greg Brezina | 9.0 |
| 1979 | Don Smith | 9.0 |
| 1980 | Joel Williams | 16.0 |
| 1981 | Al Richardson | 10.0 |
| 1982 | Don Smith | 3.5 |
| 1983 | Mike Pitts | 7.0 |
| 1984 | Don Smith | 6.5 |
| 1985 | Rick Bryan | 7.5 |
| 1986 | Rick Bryan | 7.0 |
| 1987 | Buddy Moore | 4.0 |
| 1988 | Aundray Bruce | 6.0 |
| 1989 | Marcus Cotton | 9.0 |
| 1990 | Tim Green | 6.0 |
| 1991 | Tim Green | 5.0 |
| 1992 | Darion Conner | 7.0 |
| 1993 | Pierce Holt | 6.5 |
| 1994 | Chuck Smith | 11.0 |
| 1995 | Chris Doleman | 9.0 |
| 1996 | Clay Matthews | 6.5 |
| 1997 | Chuck Smith | 12.0 |
| 1998 | Lester Archambeau | 10.0 |
| 1999 | Chuck Smith | 10.0 |
| 2000 | Travis Hall/Brady Smith | 4.5 |
| 2001 | Patrick Kerney | 12.0 |
| 2002 | Patrick Kerney | 10.5 |
| 2003 | Ellis Johnson | 8.0 |
| 2004 | Patrick Kerney | 13.0 |
| 2005 | Rod Coleman | 10.5 |
| 2006 | Rod Coleman | 6.0 |
| 2007 | John Abraham | 10.0 |
| 2008 | John Abraham | 16.5 |
| 2009 | Jonathan Babineaux | 6.0 |
| 2010 | John Abraham | 13.0 |
| 2011 | John Abraham | 9.5 |
| 2012 | John Abraham | 10.0 |
| 2013 | Osi Umenyiora | 7.5 |
| 2014 | Kroy Biermann | 4.5 |
| 2015 | Vic Beasley Jr. | 4.0 |
| 2016 | Vic Beasley Jr. | 15.5 |

YEARLY LEADERS

ALL PURPOSE YARDS

| YEAR | PLAYER | RUSH | REC | PT RET | KO RET | INT RET | TOTAL |
|------|------------------|-------|-------|--------|--------|---------|-------|
| 1966 | Ron Smith | 0 | 0 | 80 | 1,013 | 0 | 1,093 |
| 1967 | Ron Smith | 42 | 227 | 92 | 976 | 0 | 1,337 |
| 1968 | Jim Butler | 365 | 127 | 0 | 799 | 0 | 1,291 |
| 1969 | Jim Butler | 655 | 297 | 0 | 405 | 0 | 1,357 |
| 1970 | Jim Butler | 636 | 151 | 0 | 284 | 0 | 1,071 |
| 1971 | Willie Belton | 237 | 22 | 163 | 706 | 0 | 1,128 |
| 1972 | Dave Hampton | 995 | 244 | 0 | 535 | 0 | 1,774 |
| 1973 | Dave Hampton | 997 | 273 | 0 | 258 | 0 | 1,528 |
| 1974 | Gerald Tinker | 5 | 12 | 195 | 704 | 0 | 916 |
| 1975 | Dave Hampton | 1,002 | 195 | 0 | 0 | 0 | 1,197 |
| 1976 | Rolland Lawrence | 0 | 0 | 372 | 521 | 0 | 893 |
| 1977 | Haskel Stanback | 873 | 261 | 0 | 0 | 0 | 1,134 |
| 1978 | Bubba Bean | 707 | 209 | 0 | 0 | 0 | 916 |
| 1979 | William Andrews | 1,023 | 309 | 0 | 0 | 0 | 1,332 |
| 1980 | William Andrews | 1,308 | 456 | 0 | 0 | 0 | 1,764 |
| 1981 | William Andrews | 1,301 | 736 | 0 | 0 | 0 | 2,037 |
| 1982 | William Andrews | 573 | 503 | 0 | 0 | 0 | 1,076 |
| 1983 | William Andrews | 1,567 | 609 | 0 | 0 | 0 | 2,176 |
| 1984 | Gerald Riggs | 1,486 | 277 | 0 | 0 | 0 | 1,763 |
| 1985 | Gerald Riggs | 1,719 | 267 | 0 | 0 | 0 | 1,986 |
| 1986 | Gerald Riggs | 1,327 | 136 | 0 | 0 | 0 | 1,463 |
| 1987 | Gerald Riggs | 875 | 199 | 0 | 0 | 0 | 1,074 |
| 1988 | John Settle | 1,024 | 570 | 0 | 0 | 0 | 1,594 |
| 1989 | Deion Sanders | 0 | 8 | 307 | 725 | 52 | 1,076 |
| 1990 | Deion Sanders | 0 | 0 | 250 | 851 | 153 | 1,254 |
| 1991 | Michael Haynes | 0 | 1,122 | 0 | 0 | 0 | 1,122 |
| 1992 | Deion Sanders | 4 | 45 | 41 | 1,067 | 0 | 1,149 |
| 1993 | Erric Pegram | 1,185 | 302 | 0 | 63 | 0 | 1,550 |
| 1994 | Terance Mathis | 0 | 1,342 | 0 | 0 | 0 | 1,342 |
| 1995 | Eric Metcalf | 133 | 1,189 | 383 | 278 | 0 | 1,983 |
| 1996 | Eric Metcalf | 8 | 599 | 296 | 1,034 | 0 | 1,937 |
| 1997 | Byron Hanspard | 335 | 53 | 0 | 987 | 0 | 1,375 |
| 1998 | Jamal Anderson | 1,846 | 319 | 0 | 0 | 0 | 2,165 |
| 1999 | Tim Dwight | 28 | 669 | 220 | 944 | 0 | 1,861 |
| 2000 | Jamal Anderson | 1,024 | 382 | 0 | 0 | 0 | 1,406 |
| 2001 | Darrick Vaughn | 0 | 0 | 0 | 1,491 | 0 | 1,491 |
| 2002 | Allen Rossum | 0 | 0 | 288 | 1,164 | 0 | 1,452 |
| 2003 | Allen Rossum | 0 | 0 | 545 | 1,291 | 0 | 1,836 |
| 2004 | Allen Rossum | 0 | 0 | 457 | 1,250 | 0 | 1,707 |
| 2005 | Warrick Dunn | 1,416 | 220 | 0 | 0 | 0 | 1,636 |
| 2006 | Warrick Dunn | 1,140 | 170 | 0 | 0 | 0 | 1,310 |
| 2007 | Jerious Norwood | 613 | 277 | 0 | 1,317 | 0 | 2,207 |
| 2008 | Jerious Norwood | 489 | 338 | 0 | 1,311 | 0 | 2,138 |
| 2009 | Eric Weems | 53 | 50 | 270 | 1,214 | 0 | 1,587 |
| 2010 | Michael Turner | 1,371 | 85 | 0 | 0 | 0 | 1,456 |
| 2011 | Michael Turner | 1,340 | 168 | 0 | 0 | 0 | 1,508 |
| 2012 | Jacquizz Rodgers | 362 | 402 | 0 | 592 | 0 | 1,356 |
| 2013 | Jacquizz Rodgers | 332 | 341 | 0 | 575 | 0 | 1,248 |
| 2014 | Devin Hester | 36 | 504 | 240 | 1,128 | 0 | 1,908 |
| 2015 | Julio Jones | 0 | 1,871 | 0 | 0 | 0 | 1,871 |
| 2016 | Devonta Freeman | 1,079 | 462 | 0 | 0 | 0 | 1541 |

OFFENSIVE & DEFENSIVE RANKINGS

OFFENSE

BY YARDS 1970-2013 (NFL RANK)

| YEAR | TOTAL | RUSH | PASS |
|------|------------|------------|------------|
| 2016 | 415.8 (2) | 120.5 (5) | 295.3 (3) |
| 2015 | 374.1 (7) | 100.4 (19) | 273.7 (6) |
| 2014 | 378.2 (8) | 93.6 (24) | 284.6 (5) |
| 2013 | 343.1 (14) | 77.9 (32) | 265.2 (7) |
| 2012 | 369.1 (8) | 87.3 (29) | 281.8 (6) |
| 2011 | 376.6 (10) | 114.6 (17) | 262.0 (8) |
| 2010 | 341.1 (16) | 118.2 (12) | 222.9 (15) |
| 2009 | 340.4 (16) | 117.3 (15) | 223.2 (14) |
| 2008 | 361.2 (6) | 152.7 (2) | 208.5 (14) |
| 2007 | 301.0 (23) | 95.0 (26) | 206.0 (18) |
| 2006 | 331.9 (12) | 183.7 (1) | 148.2 (32) |
| 2005 | 326.6 (12) | 159.1 (1) | 167.4 (27) |
| 2004 | 317.8 (20) | 167.0 (1) | 150.8 (30) |
| 2003 | 272.3 (29) | 121.8 (14) | 150.5 (31) |
| 2002 | 345.9 (14) | 148.0 (4) | 197.9 (23) |
| 2001 | 316.9 (15) | 110.8 (16) | 206.1 (17) |
| 2000 | 249.6 (30) | 75.9 (28) | 173.8 (24) |
| 1999 | 283.9 (27) | 74.8 (30) | 209.1 (17) |
| 1998 | 342.9 (7) | 131.3 (6) | 211.6 (11) |
| 1997 | 294.8 (23) | 102.7 (19) | 192.1 (22) |
| 1996 | 319.8 (17) | 91.3 (27) | 228.4 (9) |
| 1995 | 348.7 (10) | 87.1 (27) | 261.6 (6) |
| 1994 | 335.1 (7) | 78.1 (28) | 257.0 (5) |
| 1993 | 319.4 (11) | 99.4 (23) | 220.0 (6) |
| 1992 | 306.4 (10) | 79.4 (27) | 227.1 (4) |
| 1991 | 319.6 (8) | 104.0 (16) | 215.6 (6) |
| 1990 | 315.9 (10) | 99.6 (21) | 216.3 (6) |
| 1989 | 291.8 (24) | 72.2 (28) | 219.6 (9) |
| 1988 | 286.4 (25) | 126.0 (14) | 160.4 (25) |
| 1987 | 271.1 (28) | 86.5 (28) | 184.5 (22) |
| 1986 | 319.1 (17) | 157.8 (3) | 161.4 (25) |
| 1985 | 310.0 (20) | 154.1 (3) | 155.9 (27) |
| 1984 | 315.3 (19) | 124.6 (15) | 190.6 (20) |
| 1983 | 351.8 (8) | 139.0 (11) | 212.8 (11) |
| 1982 | 329.2 (9) | 131.2 (9) | 198.0 (18) |
| 1981 | 354.0 (7) | 122.8 (18) | 231.2 (5) |
| 1980 | 353.1 (3) | 150.3 (5) | 202.8 (9) |
| 1979 | 308.1 (17) | 137.5 (16) | 170.6 (15) |
| 1978 | 253.9 (26) | 103.8 (27) | 150.1 (16) |
| 1977 | 231.9 (25) | 135.0 (17) | 96.9 (27) |
| 1976 | 221.6 (27) | 120.6 (25) | 101.0 (28) |
| 1975 | 275.8 (20) | 128.1 (19) | 147.6 (19) |
| 1974 | 200.0 (26) | 106.6 (21) | 93.4 (26) |
| 1973 | 288.4 (15) | 145.5 (10) | 142.9 (12) |
| 1972 | 286.5 (16) | 149.4 (9) | 137.1 (20) |
| 1971 | 282.8 (15) | 121.6 (16) | 161.1 (11) |
| 1970 | 245.1 (23) | 114.3 (15) | 130.8 (23) |

DEFENSE

BY YARDS 1970-2013 (NFL RANK)

| YEAR | TOTAL | RUSH | PASS |
|------|------------|------------|------------|
| 2016 | 371.2 (25) | 104.5 (17) | 266.7 (28) |
| 2015 | 347.6 (16) | 105.0 (14) | 242.6 (18) |
| 2014 | 378.2 (8) | 93.6 (24) | 284.6 (5) |
| 2013 | 343.1 (14) | 77.9 (32) | 265.2 (7) |
| 2012 | 369.1 (8) | 87.3 (29) | 281.8 (6) |
| 2011 | 376.6 (10) | 114.6 (17) | 262.0 (8) |
| 2010 | 341.1 (16) | 118.2 (12) | 222.9 (15) |
| 2009 | 340.4 (16) | 117.3 (15) | 223.2 (14) |
| 2008 | 361.2 (6) | 152.7 (2) | 208.5 (14) |
| 2007 | 301.0 (23) | 95.0 (26) | 206.0 (18) |
| 2006 | 331.9 (12) | 183.7 (1) | 148.2 (32) |
| 2005 | 326.6 (12) | 159.1 (1) | 167.4 (27) |
| 2004 | 317.8 (20) | 167.0 (1) | 150.8 (30) |
| 2003 | 272.3 (29) | 121.8 (14) | 150.5 (31) |
| 2002 | 345.9 (14) | 148.0 (4) | 197.9 (23) |
| 2001 | 316.9 (15) | 110.8 (16) | 206.1 (17) |
| 2000 | 249.6 (30) | 75.9 (28) | 173.8 (24) |
| 1999 | 283.9 (27) | 74.8 (30) | 209.1 (17) |
| 1998 | 342.9 (7) | 131.3 (6) | 211.6 (11) |
| 1997 | 294.8 (23) | 102.7 (19) | 192.1 (22) |
| 1996 | 319.8 (17) | 91.3 (27) | 228.4 (9) |
| 1995 | 348.7 (10) | 87.1 (27) | 261.6 (6) |
| 1994 | 335.1 (7) | 78.1 (28) | 257.0 (5) |
| 1993 | 319.4 (11) | 99.4 (23) | 220.0 (6) |
| 1992 | 306.4 (10) | 79.4 (27) | 227.1 (4) |
| 1991 | 319.6 (8) | 104.0 (16) | 215.6 (6) |
| 1990 | 315.9 (10) | 99.6 (21) | 216.3 (6) |
| 1989 | 291.8 (24) | 72.2 (28) | 219.6 (9) |
| 1988 | 286.4 (25) | 126.0 (14) | 160.4 (25) |
| 1987 | 271.1 (28) | 86.5 (28) | 184.5 (22) |
| 1986 | 319.1 (17) | 157.8 (3) | 161.4 (25) |
| 1985 | 310.0 (20) | 154.1 (3) | 155.9 (27) |
| 1984 | 315.3 (19) | 124.6 (15) | 190.6 (20) |
| 1983 | 351.8 (8) | 139.0 (11) | 212.8 (11) |
| 1982 | 329.2 (9) | 131.2 (9) | 198.0 (18) |
| 1981 | 354.0 (7) | 122.8 (18) | 231.2 (5) |
| 1980 | 353.1 (3) | 150.3 (5) | 202.8 (9) |
| 1979 | 308.1 (17) | 137.5 (16) | 170.6 (15) |
| 1978 | 253.9 (26) | 103.8 (27) | 150.1 (16) |
| 1977 | 231.9 (25) | 135.0 (17) | 96.9 (27) |
| 1976 | 221.6 (27) | 120.6 (25) | 101.0 (28) |
| 1975 | 275.8 (20) | 128.1 (19) | 147.6 (19) |
| 1974 | 200.0 (26) | 106.6 (21) | 93.4 (26) |
| 1973 | 288.4 (15) | 145.5 (10) | 142.9 (12) |
| 1972 | 286.5 (16) | 149.4 (9) | 137.1 (20) |
| 1971 | 282.8 (15) | 121.6 (16) | 161.1 (11) |
| 1970 | 245.1 (23) | 114.3 (15) | 130.8 (23) |

ALL-TIME STARTING QUARTERBACKS

YEAR-BY-YEAR RESULTS

| YEAR | QUARTERBACK | RECORD | YEAR | QUARTERBACK | RECORD |
|------|-----------------------|--------|------|-------------------------|--------|
| 1966 | Randy Johnson..... | 3-8 | | Scott Campbell..... | 0-2 |
| | Dennis Claridge..... | 0-3 | | Hugh Millen..... | 2-0 |
| 1967 | Randy Johnson..... | 1-10-1 | 1991 | Chris Miller..... | 9-5 |
| | Steve Sloan..... | 0-1 | | Billy Joe Tolliver..... | 1-1 |
| | Terry Nofsinger..... | 0-1 | 1992 | Chris Miller..... | 3-5 |
| 1968 | Randy Johnson..... | 1-6 | | Billy Joe Tolliver..... | 2-3 |
| | Bob Berry..... | 1-6 | | Wade Wilson..... | 1-2 |
| 1969 | Bob Berry..... | 4-3 | 1993 | Bobby Hebert..... | 5-9 |
| | Randy Johnson..... | 2-3 | | Chris Miller..... | 0-1 |
| | Bruce Lemmerman..... | 0-2 | | Billy Joe Tolliver..... | 1-0 |
| 1970 | Bob Berry..... | 3-7-2 | 1994 | Jeff George..... | 7-9 |
| | Randy Johnson..... | 1-1 | 1995 | Jeff George..... | 9-7 |
| 1971 | Bob Berry..... | 4-6-1 | 1996 | Bobby Hebert..... | 3-10 |
| | Dick Shiner..... | 3-0 | | Jeff George..... | 0-3 |
| 1972 | Bob Berry..... | 7-7 | 1997 | Chris Chandler..... | 7-7 |
| 1973 | Bob Lee..... | 8-2 | | Billy Joe Tolliver..... | 0-1 |
| | Dick Shiner..... | 1-3 | | Tony Graziani..... | 0-1 |
| 1974 | Bob Lee..... | 2-6 | 1998 | Chris Chandler..... | 13-1 |
| | Pat Sullivan..... | 0-4 | | Steve DeBerg..... | 0-1 |
| | Kim McQuilken..... | 1-1 | | Tony Graziani..... | 1-0 |
| 1975 | Steve Bartkowski..... | 4-7 | 1999 | Chris Chandler..... | 4-8 |
| | Kim McQuilken..... | 0-2 | | Tony Graziani..... | 1-2 |
| | Pat Sullivan..... | 0-1 | | Danny Kanell..... | 0-1 |
| 1976 | Steve Bartkowski..... | 1-4 | 2000 | Chris Chandler..... | 4-9 |
| | Kim McQuilken..... | 1-2 | | Doug Johnson..... | 0-2 |
| | Scott Hunter..... | 2-4 | | Danny Kanell..... | 0-1 |
| 1977 | Scott Hunter..... | 4-3 | 2001 | Chris Chandler..... | 6-8 |
| | Steve Bartkowski..... | 3-4 | | Michael Vick..... | 1-1 |
| 1978 | Steve Bartkowski..... | 8-5 | 2002 | Michael Vick..... | 8-6-1 |
| | June Jones..... | 1-2 | | Doug Johnson..... | 1-0 |
| 1979 | Steve Bartkowski..... | 6-8 | 2003 | Doug Johnson..... | 1-7 |
| | June Jones..... | 0-2 | | Kurt Kittner..... | 1-3 |
| 1980 | Steve Bartkowski..... | 12-4 | | Michael Vick..... | 3-1 |
| 1981 | Steve Bartkowski..... | 7-9 | 2004 | Michael Vick..... | 10-5 |
| 1982 | Steve Bartkowski..... | 5-4 | | Matt Schaub..... | 0-1 |
| 1983 | Steve Bartkowski..... | 6-8 | 2005 | Michael Vick..... | 8-7 |
| | Mike Moroski..... | 1-1 | | Matt Schaub..... | 0-1 |
| 1984 | Steve Bartkowski..... | 3-8 | 2006 | Michael Vick..... | 7-9 |
| | Mike Moroski..... | 1-4 | 2007 | Joey Harrington..... | 3-7 |
| 1985 | Steve Bartkowski..... | 0-5 | | Chris Redman..... | 1-3 |
| | Dave Archer..... | 4-7 | | Byron Leftwich..... | 0-2 |
| 1986 | Dave Archer..... | 5-4-1 | 2008 | Matt Ryan..... | 11-5 |
| | Turk Schonert..... | 2-3 | 2009 | Matt Ryan..... | 9-5 |
| 1987 | Dave Archer..... | 0-1 | | Chris Redman..... | 0-2 |
| | Scott Campbell..... | 2-7 | 2010 | Matt Ryan..... | 13-3 |
| | Erik Kramer..... | 1-2 | 2011 | Matt Ryan..... | 10-6 |
| | Chris Miller..... | 0-2 | 2012 | Matt Ryan..... | 13-3 |
| 1988 | Chris Miller..... | 5-8 | 2013 | Matt Ryan..... | 4-12 |
| | Steve Dils..... | 0-3 | 2014 | Matt Ryan..... | 6-10 |
| 1989 | Chris Miller..... | 3-12 | 2015 | Matt Ryan..... | 8-8 |
| | Hugh Millen..... | 0-1 | 2016 | Matt Ryan..... | 11-5 |
| 1990 | Chris Miller..... | 3-9 | | | |

PRESEASON RESULTS

1966 (1-4)

| | |
|---|-------|
| Philadelphia at Atlanta (20,072) | 7-9 |
| Atlanta at St. Louis (34,303) | 10-20 |
| NY Giants at Atlanta (Nashville - 20,945) | 7-14 |
| Cleveland at Atlanta (48,548) | 3-42 |
| San Francisco vs. Atlanta (Columbia - 21,780) | 24-17 |

1967 (2-2-1)

| | |
|--|-------|
| Atlanta at NY Giants (Ithaca - 20,000) | 10-10 |
| Atlanta at Miami (50,822) | 27-17 |
| Cleveland at Atlanta (52,240) | 34-31 |
| Atlanta vs. Minnesota (Cleveland - 84,236) | 3-16 |
| Atlanta at New Orleans (67,486) | 14-27 |

1968 (1-4)

| | |
|--|-------|
| Atlanta vs. Washington (Tampa - 42,180) | 14-16 |
| Atlanta vs. NY Giants (Nashville - 14,555) | 13-17 |
| Atlanta vs. NY Jets (Birmingham - 27,406) | 12-27 |
| NO at Atlanta (49,832) | 16-10 |
| Atlanta at Miami (36,122) | 13-19 |

1969 (2-4)

| | |
|--|-------|
| Philadelphia vs. Atlanta (Portland - 21,625) | 13-7 |
| Atlanta at Boston (24,084) | 34-16 |
| Washington at Atlanta (56,990) | 7-24 |
| Atlanta at New Orleans (69,898) | 17-21 |
| Atlanta at Kansas City (37,273) | 10-14 |
| Atlanta vs. G.B. (Canton - 17,411) | 24-38 |

1970 (4-1)

| | |
|--|-------|
| NY Jets vs. Atlanta (Winston-Salem - 19,700) | 33-7 |
| Atlanta at Washington (35,186) | 13-21 |
| Kansas City at Atlanta (56,990) | 22-17 |
| Atlanta at Buffalo (30,869) | 10-7 |
| Atlanta at Miami (50,259) | 20-17 |

1971 (3-2)

| | |
|---|-------|
| Atlanta at Kansas City (37,403) | 10-12 |
| Denver vs. Atlanta (Memphis - 22,474) | 27-10 |
| Buffalo at Atlanta (53,090) | 35-24 |
| Atlanta at New England (48,631) | 45-35 |
| Atlanta at San Diego (32,555) | 14-21 |

1972 (1-4)

| | |
|---|-------|
| Atlanta at San Diego (41,404) | 7-30 |
| Pittsburgh at Atlanta (53,288) | 17-31 |
| Atlanta at Miami (75,372) | 10-24 |
| New York Jets at Atlanta (37,806) | 3-9 |
| Atlanta at Cincinnati (55,804) | 44-14 |

1973 (2-3)

| | |
|--|-------|
| Atlanta vs. Baltimore (57,122) | 10-34 |
| Atlanta vs. New England (56,238) | 10-27 |
| Atlanta vs. Cleveland (Knoxville - 40,831) | 20-17 |
| Atlanta vs. Cincinnati (55,863) | 31-20 |
| Atlanta at Pittsburgh (50,350) | 0-19 |

1974 (4-2)

| | |
|---|-------|
| Atlanta at Philadelphia (15,379) | 23-7 |
| Atlanta at Oakland (Berkeley - 34,319) | 16-28 |
| Atlanta vs. Cincinnati (Grant Field 44,127) | 13-7 |
| Atlanta at Houston (27,116) | 10-6 |
| Atlanta vs. Baltimore (50,085) | 7-23 |
| Atlanta at Denver (43,253) | 20-14 |

1975 (3-3)

| | |
|---|-------|
| Atlanta at Washington (18,444) | 16-14 |
| Atlanta vs. Baltimore (Lincoln, Neb - 43,097) | 3-10 |
| Atlanta vs. Oakland (39,878) | 22-7 |
| Atlanta vs. N.Y. Jets (34,387) | 16-13 |
| Atlanta vs. Buffalo (Tampa, Fla. - 41,212) | 14-16 |
| Atlanta vs. Philadelphia (28,675) | 14-17 |

1976 (2-4)

| | |
|--|-------|
| Atlanta vs. Washington (38,808) | 10-17 |
| Atlanta vs. Cleveland (Stillwater, Okla - 24,227) | 7-31 |
| Atlanta at Tampa Bay (Jacksonville, Fla. - 11,342) | 3-17 |
| Atlanta vs. New England (23,495) | 17-28 |
| Atlanta vs. Baltimore (24,986) | 21-7 |
| Atlanta at Green Bay (Milw - 54,989) | 26-7 |

1977 (3-3)

| | |
|--|-------|
| Atlanta at St. Louis (24,667) | 3-0 |
| Atlanta vs. N.Y. Jets (28,954) | 2-17 |
| Atlanta vs. Denver (21,239) | 2-10 |
| Atlanta vs. Tampa Bay (Orlando - 31,123) | 30-21 |
| Atlanta at Kansas City (22,748) | 24-16 |
| Atlanta at New England (41,346) | 10-29 |

1978 (2-2)

| | |
|---|-------|
| Atlanta at NY Jets (31,480) | 20-17 |
| Atlanta at Pittsburgh (46,444) | 7-13 |
| Atlanta vs. Philadelphia (51,306) | 7-24 |
| Atlanta at Washington (29,487) | 10-7 |

1979 (0-4)

| | |
|--|-------|
| Atlanta vs. New England (53,228) | 14-37 |
| Atlanta at St. Louis (39,705) | 17-42 |
| Atlanta vs. Washington (52,478) | 6-16 |
| Atlanta at Green Bay (55,416) | 35-45 |

1980 (1-3)

| | |
|---|-------|
| Atlanta at Seattle (59,555) | 10-14 |
| Atlanta vs. Pittsburgh (55,695) | 14-17 |
| Atlanta at San Diego (47,184) | 9-17 |
| Atlanta vs. Baltimore (42,983) | 51-35 |

1981 (2-3)

| | |
|---|-------|
| Atlanta vs. Cleveland (Canton, Ohio - 23,921) | 10-24 |
| Atlanta at Oakland (42,697) | 16-17 |
| Atlanta vs. NY Jets (51,163) | 21-20 |
| Atlanta at Minnesota (42,908) | 19-20 |
| Atlanta vs. Tampa Bay (53,688) | 27-7 |

PRESEASON RESULTS

1982 (2-2)

Atlanta vs. Minnesota (49,831) 20-17
 Atlanta at Baltimore (Phoenix - 56,748)..... 3-34
 Atlanta vs. Philadelphia (51,175)..... 24-21
 Atlanta at Tampa Bay (62,933)..... 0-34

1983 (2-2)

Atlanta vs. Washington (46,052) 13-10
 Atlanta at Denver (73,199) 10-21
 Atlanta at Tampa Bay (57,237)..... 6-17
 Atlanta vs. Baltimore (37,420) 10-7

1984 (1-3)

Atlanta at Minnesota (51,693) 6-37
 Atlanta at New Orleans (58,502) 21-31
 Atlanta vs. Tampa Bay (29,610) 52-21
 Atlanta vs. Denver (30,988) 13-24

1985 (2-2)

Atlanta vs. Washington (30,574)..... 14-17
 Atlanta at Tampa Bay (34,040) 23-17
 Atlanta at Green Bay (Milw - 49,703)..... 24-28
 Atlanta vs. Miami (32,768) 19-17

1986 (2-2)

Atlanta vs. NY Giants (25,445) 31-24
 Atlanta at Tampa Bay (28,797)..... 20-17
 Atlanta vs. Cleveland (33,637)..... 21-27
 Atlanta at Washington (52,619)..... 21-29

1987 (1-3)

Atlanta vs. Buffalo (31,166) 19-14
 Atlanta at Kansas City (39,164) 10-13
 Atlanta vs. Cleveland (35,960)..... 3-23
 Atlanta vs. New England (Jacksonville - 59,129) 13-14

1988 (2-2)

Atlanta at New England (32,949)..... 34-30
 Atlanta vs. Kansas City (23,369) 13-27
 Atlanta vs. Tampa Bay (18,141) 19-14
 Atlanta at Washington (Birmingham - 51,400) 17-34

1989 (1-3)

Atlanta at Philadelphia (40,145)..... 17-23
 Atlanta at Tampa Bay (28,330) 0-27
 Atlanta vs. New England (21,118) 7-23
 Atlanta at Buffalo (Jacksonville- 41,813) ... 36-17

1990 (4-0)

Atlanta at Washington (Chapel Hill, N.C. - 52,036) 31-27
 Atlanta vs. Cincinnati (43,472)..... 34-17
 Atlanta at Green Bay (Milwaukee 51,069) ... 17-14
 Atlanta at New England (24,106) 45-14

1991 (2-2)

Atlanta vs. L.A. Rams (Jacksonville 66,531) 38-17
 Atlanta at Houston (52,140) 36-7
 Atlanta vs. Tampa Bay (41,983) 7-12
 Atlanta at Dallas (53,689) OT..... 17-20

1992 (1-3)

Atlanta at Cleveland (59,566)..... 0-7
 Atlanta at Tampa Bay (37,000) 28-40
 Atlanta vs. Philadelphia (66,834) 20-10
 Atlanta vs. Buffalo (62,565) 21-27

1993 (1-3)

Atlanta vs. Miami (51,798) 27-28
 Atlanta vs. Tampa Bay (49,108) 20-10
 Atlanta at Philadelphia (54,425) 20-37
 Atlanta at Buffalo (51,232) 16-17

1994 (3-2)

Atlanta at S.D (23,185) (HOF Game, Canton, Ohio). 21-17
 Atlanta at Denver (72,231) 16-37
 Atlanta vs. Buffalo (46,595) 27-7
 Atlanta at Cleveland (51,602)..... 7-28
 Atlanta vs. Philadelphia (40,780) 20-12

1995 (2-2)

Atlanta at Philadelphia (43,678) 17-25
 Atlanta vs. Miami (42,579) 37-0
 Atlanta vs. Cleveland (41,813)..... 19-10
 Atlanta at Buffalo (41,765)..... 14-20

1996 (2-2)

Atlanta at Seattle (30,284) 17-19
 Atlanta at Tampa Bay (32,855)..... 0-16
 Atlanta vs. Oakland (30,553) 27-6
 Atlanta vs. Arizona (29,306)..... 31-30

1997 (1-3)

Atlanta at Detroit (40,425)..... 17-20
 Atlanta vs. Tampa Bay (34,219) 17-12
 Atlanta vs. Washington (37,984)..... 31-35
 Atlanta at Jacksonville (67,743) 17-26

1998 (2-2)

Atlanta vs. Detroit (47,653)..... 35-31
 Atlanta vs. Baltimore (44,843)..... 6-19
 Atlanta at Tennessee (65,729) 3-17
 Atlanta at Cincinnati (39,651)..... 28-16

1999 (2-2)

Atlanta vs. Detroit (47,653)..... 35-31
 Atlanta vs. Baltimore (44,843)..... 6-19
 Atlanta at Tennessee (65,729) 3-17
 Atlanta at Cincinnati (39,651)..... 28-16

PRESEASON RESULTS

2000 (4-1)

Atlanta at Indianapolis (47,985) 20-13
 Atlanta at Dallas (42,178) (American Bowl, Tokyo Japan) 20-9
 Atlanta vs. Cincinnati (38,346) 31-16
 Atlanta vs. San Diego (38,384) 14-28
 Atlanta at Jacksonville (55,946) 31-20

2001 (3-1)

Atlanta vs. Pittsburgh (44,275) 16-17
 Atlanta at NY Jets (76,658) 20-10
 Atlanta at Washington (67,211) 27-6
 Atlanta vs. Tampa Bay (44,162) 36-7

2002 (4-0)

Atlanta vs. Jacksonville (43,264) 23-13
 Atlanta vs. NY Giants (67,204) 36-24
 Atlanta at Dallas (62,942) 21-19
 Atlanta at Cincinnati (40,530) 27-14

2003 (0-4)

Atlanta vs. Green Bay (68,818) 21-27
 Atlanta vs. Baltimore (68,237) 10-13
 Atlanta at Miami (59,093) 21-30
 Atlanta at Cleveland (69,618) 9-20

2004 (2-2)

Atlanta at Baltimore (69,299) 0-24
 Atlanta vs. Minnesota (70,623) 27-24
 Atlanta vs. Cincinnati (70,331) 37-10
 Atlanta at Washington (72,892) 0-27

2005 (4-1)

Atlanta at Indianapolis (Tokyo, Japan, 45,203) 27-21
 Atlanta vs. Baltimore (67,123) 16-3
 Atlanta vs. Tennessee (69,327) 21-24
 Atlanta at Jacksonville (60,596) 23-7
 Atlanta at Miami (71,616) 20-17

2006 (2-2)

Atlanta vs. New England (69,283) 26-23
 Atlanta at Green Bay (69,845) 10-38
 Atlanta at Tennessee (69,143) 20-6
 Atlanta vs. Jacksonville (70,616) 17-20

2007 (3-1)

Atlanta at NY Jets (75,767) 16-31
 Atlanta at Buffalo (50,577) 13-10
 Atlanta vs. Cincinnati (65,525) 24-19
 Atlanta vs. Baltimore (71,377) 13-10

2008 (2-2)

Atlanta at Jacksonville (63,194) 17-20
 Atlanta vs. Indianapolis (59,693) 9-16
 Atlanta vs. Tennessee (47,318) 17-3
 Atlanta at Baltimore (70,149) 10-9

2009 (2-2)

Atlanta at Detroit (34,785) 26-27
 Atlanta at St. Louis (46,958) 20-13
 Atlanta vs. San Diego (66,718) 27-24
 Atlanta vs. Baltimore (66,610) 3-20

2010 (2-2)

Atlanta vs. Kansas City (65,726) 20-10
 Atlanta vs. New England (66,783) 10-28
 Atlanta at Miami (59,144) 16-6
 Atlanta at Jacksonville (61,802) 9-13

2011 (0-4)

Atlanta vs. Miami (67,038) 23-28
 Atlanta at Jacksonville (60,815) 13-15
 Atlanta at Pittsburgh (56,754) 16-34
 Atlanta vs. Baltimore (67,216) 7-21

2012 (1-3)

Atlanta vs. Baltimore (68,449) 17-31
 Atlanta vs. Cincinnati (68,541) 19-24
 Atlanta at Miami (41,550) 23-6
 Atlanta at Jacksonville (62,362) 14-24

2013 (0-4)

Atlanta vs. Cincinnati (69,076) 10-34
 Atlanta at Baltimore (70,527) 23-27
 Atlanta at Tennessee (69,143) 16-27
 Atlanta vs. Jacksonville (69,555) 16-20

2014 (2-2)

Atlanta vs. Miami (68,540) 16-10
 Atlanta at Houston (71,644) 7-32
 Atlanta vs. Tennessee (68,957) 17-24
 Atlanta at Jacksonville (59,031) 24-14

2015 (2-2)

Atlanta vs. Tennessee (67,326) 31-24
 Atlanta at NY Jets (78,160) 22-30
 Atlanta at Miami (60,661) 9-13
 Atlanta vs. Baltimore (67,393) 20-19

2016 (3-1)

Atlanta vs. Washington (65,340) 23-17
 Atlanta at Cleveland (58,327) 24-13
 Atlanta at Miami (Orlando) (45,974) 6-17
 Atlanta vs. Jacksonville (67,385) 17-15

ALL-TIME RESULTS

ATLANTA VS. ARIZONA

Cardinals lead series, 15-14

Cardinals lead postseason, 1-0

| | | |
|-------|-----------|------------------|
| 1966 | Falcons | 16-10 (A) |
| 1968 | Cardinals | 17-12 (StL) |
| 1971 | Cardinals | 26-9 (A) |
| 1973 | Cardinals | 32-10 (A) |
| 1975 | Cardinals | 23-20 (StL) |
| 1978 | Cardinals | 42-21 (StL) |
| 1980 | Falcons | 33-27 (StL) (OT) |
| 1981 | Falcons | 41-20 (A) |
| 1982 | Cardinals | 23-20 (A) |
| 1986 | Falcons | 33-13 (A) |
| 1987 | Cardinals | 34-21 (A) |
| 1989 | Cardinals | 34-20 (Phx) |
| 1990 | Cardinals | 24-13 (A) |
| 1991 | Cardinals | 16-10 (Phx) |
| 1992 | Falcons | 20-17 (A) |
| 1993 | Cardinals | 27-10 (A) |
| 1994 | Falcons | 10-6 (A) |
| 1995 | Cardinals | 40-37 (Phx) (OT) |
| 1997 | Cardinals | 29-26 (Phx) |
| 1999 | Falcons | 37-14 (A) |
| 2001 | Falcons | 34-14 (Phx) |
| 2004 | Falcons | 6-3 (A) |
| 2006 | Falcons | 32-10 (A) |
| 2007 | Cardinals | 30-27 (Arz) (OT) |
| *2008 | Cardinals | 30-24 (Arz) |
| 2010 | Falcons | 41-7 (A) |
| 2012 | Falcons | 23-19 (A) |
| 2013 | Cardinals | 27-13 (Arz) |
| 2014 | Falcons | 29-18 (A) |
| 2016 | Falcons | 38-19 (A) |

Points-Cardinals 621, Falcons 662

*Postseason Points: Cardinals 30, Falcons 24

ATLANTA VS. BALTIMORE

Baltimore lead series, 3-2

| | | |
|------|---------|---------------|
| 1999 | Ravens | 19-13 (A)(OT) |
| 2002 | Falcons | 20-17 (A) |
| 2006 | Ravens | 24-10 (B) |
| 2010 | Falcons | 26-21 (A) |
| 2014 | Ravens | 29-7 (B) |

Points-Ravens 110, Falcons 76

ATLANTA VS. BUFFALO

Falcons lead series, 7-4

| | | |
|------|---------|-----------|
| 1973 | Bills | 17-6 (A) |
| 1977 | Bills | 3-0 (B) |
| 1980 | Falcons | 30-14 (B) |
| 1983 | Falcons | 31-14 (A) |
| 1989 | Falcons | 30-28 (A) |
| 1992 | Bills | 41-14 (B) |
| 1995 | Bills | 23-17 (B) |
| 2001 | Falcons | 33-30 (A) |

| | | |
|------|---------|------------------|
| 2005 | Falcons | 24-21 (B) |
| 2009 | Falcons | 31-3 (A) |
| 2013 | Falcons | 34-31 (Tor) (OT) |

Points-Bills 220, Falcons 250

ATLANTA VS. CAROLINA

Falcons lead series, 27-17

| | | |
|------|----------|----------------|
| 1995 | Falcons | 23-20 (A)(OT) |
| | Panthers | 21-17 (C) |
| 1996 | Panthers | 29-6 (C) |
| | Falcons | 20-17 (A) |
| 1997 | Panthers | 9-6 (A) |
| | Panthers | 21-12 (C) |
| 1998 | Falcons | 19-14 (C) |
| | Falcons | 51-23 (A) |
| 1999 | Falcons | 27-20 (A) |
| | Panthers | 34-28 (C) |
| 2000 | Falcons | 15-10 (C) |
| | Falcons | 13-12 (A) |
| 2001 | Falcons | 24-16 (A) |
| | Falcons | 10-7 (C) |
| 2002 | Falcons | 30-0 (A) |
| | Falcons | 41-0 (C) |
| 2003 | Panthers | 23-3 (C) |
| | Falcons | 20-14 (A) (OT) |
| 2004 | Falcons | 27-10 (C) |
| | Falcons | 34-31 (A) (OT) |
| 2005 | Panthers | 24-6 (C) |
| | Panthers | 44-11 (A) |
| 2006 | Falcons | 20-6 (C) |
| | Panthers | 10-3 (A) |
| 2007 | Panthers | 27-20 (A) |
| | Falcons | 20-13 (C) |
| 2008 | Panthers | 24-9 (C) |
| | Falcons | 45-28 (A) |
| 2009 | Falcons | 28-20 (A) |
| | Panthers | 28-19 (C) |
| 2010 | Falcons | 31-10 (C) |
| | Falcons | 31-10 (A) |
| 2011 | Falcons | 31-17 (A) |
| | Falcons | 31-23 (C) |
| 2012 | Falcons | 30-28 (A) |
| | Panthers | 30-20 (C) |
| 2013 | Panthers | 34-10 (C) |
| | Panthers | 21-20 (A) |
| 2014 | Falcons | 19-17 (A) |
| | Panthers | 34-3 (C) |
| 2015 | Panthers | 38-0 (C) |
| | Falcons | 20-13 (A) |
| 2016 | Falcons | 48-33 (A) |
| | Falcons | 33-16 (C) |

Points-Falcons 965, Panthers 848

ALL-TIME RESULTS

ATLANTA VS. CHICAGO

Bears lead series, 14-12

| | | |
|------|---------|-----------|
| 1966 | Bears | 23-6 (C) |
| 1967 | Bears | 23-14 (A) |
| 1968 | Falcons | 16-13 (C) |
| 1969 | Falcons | 48-31 (A) |
| 1970 | Bears | 23-14 (A) |
| 1972 | Falcons | 37-21 (C) |
| 1973 | Falcons | 46-6 (A) |
| 1974 | Falcons | 13-10 (A) |
| 1976 | Falcons | 10-0 (C) |
| 1977 | Falcons | 16-10 (C) |
| 1978 | Bears | 13-7 (C) |
| 1980 | Falcons | 28-17 (A) |
| 1983 | Falcons | 20-17 (C) |
| 1985 | Bears | 36-0 (C) |
| 1986 | Bears | 13-10 (A) |
| 1990 | Bears | 30-24 (C) |
| 1992 | Bears | 41-31 (C) |
| 1993 | Bears | 6-0 (C) |
| 1998 | Falcons | 20-13 (A) |
| 2001 | Bears | 31-3 (A) |
| 2002 | Bears | 14-13 (A) |
| 2005 | Bears | 16-3 (C) |
| 2008 | Falcons | 22-20 (A) |
| 2009 | Falcons | 21-14 (A) |
| 2011 | Bears | 30-12 (C) |
| 2014 | Bears | 27-13 (A) |

(Points-Bears 498, Falcons 447)

ATLANTA VS. CINCINNATI

Bengals lead series, 8-5

| | | |
|------|---------|-----------|
| 1971 | Falcons | 9-6 (C) |
| 1975 | Bengals | 21-14 (A) |
| 1978 | Bengals | 37-7 (C) |
| 1981 | Bengals | 30-28 (A) |
| 1984 | Bengals | 35-14 (C) |
| 1987 | Bengals | 16-10 (A) |
| 1990 | Falcons | 38-17 (A) |
| 1993 | Bengals | 21-17 (C) |
| 1996 | Bengals | 41-31 (C) |
| 2002 | Falcons | 30-3 (A) |
| 2006 | Falcons | 29-27 (C) |
| 2010 | Falcons | 39-32 (A) |
| 2014 | Bengals | 24-10 (C) |

(Points-Bengals 310, Falcons 276)

ATLANTA VS. CLEVELAND

Browns lead series, 11-3

| | | |
|------|---------|-----------|
| 1966 | Browns | 49-17 (A) |
| 1968 | Browns | 30-7 (C) |
| 1971 | Falcons | 31-14 (C) |
| 1976 | Browns | 20-17 (A) |
| 1978 | Browns | 24-16 (A) |
| 1981 | Browns | 28-17 (C) |

| | | |
|------|---------|-----------|
| 1984 | Browns | 23-7 (A) |
| 1987 | Browns | 38-3 (C) |
| 1990 | Browns | 13-10 (C) |
| 1993 | Falcons | 17-14 (A) |
| 2002 | Browns | 24-16 (C) |
| 2006 | Browns | 17-13 (A) |
| 2010 | Falcons | 20-10 (C) |
| 2014 | Browns | 26-24 (A) |

(Points-Browns 330, Falcons 215)

ATLANTA VS. DALLAS

Cowboys lead series, 14-10

Cowboys lead postseason, 2-0

| | | |
|-------|---------|-----------|
| 1966 | Cowboys | 47-14 (A) |
| 1967 | Cowboys | 37-7 (D) |
| 1969 | Cowboys | 24-17 (A) |
| 1970 | Cowboys | 13-0 (D) |
| 1974 | Cowboys | 24-0 (A) |
| 1976 | Falcons | 17-10 (A) |
| *1978 | Cowboys | 27-20 (D) |
| *1980 | Cowboys | 30-27 (A) |
| 1985 | Cowboys | 24-10 (D) |
| 1986 | Falcons | 37-35 (D) |
| 1987 | Falcons | 21-10 (D) |
| 1988 | Cowboys | 26-20 (D) |
| 1989 | Falcons | 27-21 (A) |
| 1990 | Falcons | 26-7 (A) |
| 1991 | Cowboys | 31-27 (D) |
| 1992 | Cowboys | 41-17 (A) |
| 1993 | Falcons | 27-14 (A) |
| 1995 | Cowboys | 28-13 (A) |
| 1996 | Cowboys | 32-28 (D) |
| 1999 | Cowboys | 24-7 (D) |
| 2001 | Falcons | 20-13 (A) |
| 2003 | Falcons | 27-13 (D) |
| 2006 | Cowboys | 38-28 (A) |
| 2009 | Cowboys | 37-21 (D) |
| 2012 | Falcons | 19-13 (A) |
| 2015 | Falcons | 39-28 (D) |

(Regular Season Points: Cowboys 590, Falcons 469)

(*Postseason Points: Cowboys 57, Falcons 47)

ATLANTA VS. DENVER

Broncos lead series, 8-6

Broncos lead postseason, 1-0

| | | |
|-------|---------|----------------|
| 1970 | Broncos | 24-10 (D) |
| 1972 | Falcons | 23-20 (A) |
| 1975 | Falcons | 35-21 (A) |
| 1979 | Broncos | 20-17 (A) (OT) |
| 1982 | Falcons | 34-27 (D) |
| 1985 | Broncos | 44-28 (A) |
| 1988 | Broncos | 30-14 (D) |
| 1994 | Broncos | 32-28 (D) |
| 1997 | Broncos | 29-21 (A) |
| *1998 | Broncos | 34-19 (Mia) |

ALL-TIME RESULTS

| | | |
|------|---------|-----------|
| 2000 | Broncos | 42-14 (D) |
| 2004 | Falcons | 41-28 (A) |
| 2008 | Broncos | 24-20 (A) |
| 2012 | Falcons | 27-21 (A) |
| 2016 | Falcons | 23-16 (D) |

(Regular Season Points: (Broncos 350, Atlanta 294)

(Postseason Points: Broncos 34, Atlanta 19)

*Super Bowl XXXIII

ATLANTA VS. DETROIT

Lions lead series 24-12

| | | |
|------|---------|----------------|
| 1966 | Lions | 28-10 (D) |
| 1967 | Lions | 24-3 (D) |
| 1968 | Lions | 24-7 (A) |
| 1969 | Lions | 27-21 (D) |
| 1971 | Lions | 41-38 (D) |
| 1972 | Lions | 26-23 (A) |
| 1973 | Lions | 31-6 (D) |
| 1975 | Lions | 17-14 (A) |
| 1976 | Lions | 24-10 (D) |
| 1977 | Falcons | 17-6 (A) |
| 1978 | Falcons | 14-0 (A) |
| 1979 | Lions | 24-23 (D) |
| 1980 | Falcons | 43-28 (A) |
| 1983 | Falcons | 30-14 (D) |
| 1984 | Lions | 27-24 (A) (OT) |
| 1985 | Lions | 28-27 (A) |
| 1986 | Falcons | 20-6 (D) |
| 1987 | Lions | 30-13 (A) |
| 1988 | Lions | 31-17 (D) |
| 1989 | Lions | 31-24 (A) |
| 1990 | Lions | 21-14 (D) |
| 1993 | Lions | 30-13 (D) |
| 1994 | Lions | 31-28 (D) (OT) |
| 1995 | Falcons | 34-22 (A) |
| 1996 | Lions | 28-24 (D) |
| 1997 | Lions | 28-17 (D) |
| 1998 | Falcons | 24-17 (D) |
| 2000 | Lions | 13-10 (D) |
| 2002 | Falcons | 36-15 (A) |
| 2004 | Lions | 17-10 (A) |
| 2005 | Falcons | 27-7 (D) |
| 2006 | Lions | 30-14 (D) |
| 2008 | Falcons | 34-21 (A) |
| 2011 | Falcons | 23-16 (D) |
| 2012 | Falcons | 31-18 (D) |
| 2014 | Lions | 22-21 (London) |

(Points-Lions 803, Falcons 744)

ATLANTA VS. GREEN BAY

Green Bay leads series, 15-13

Postseason series tied, 2-2

| | | |
|------|---------|------------|
| 1966 | Packers | 56-3 (Mil) |
| 1967 | Packers | 23-0 (Mil) |

| | | |
|-------|----------|---------------|
| 1968 | Packers | 38-7 (A) |
| 1969 | Packers | 28-10 (GB) |
| 1970 | Packers | 27-24 (GB) |
| 1971 | Falcons | 28-21 (A) |
| 1972 | Falcons | 10-9 (Mil) |
| 1974 | Falcons | 10-3 (A) |
| 1975 | Packers | 22-13 (GB) |
| 1976 | Packers | 24-20 (A) |
| 1979 | Falcons | 25-7 (A) |
| 1981 | Falcons | 31-17 (GB) |
| 1982 | Packers | 38-7 (A) |
| 1983 | Falcons | 47-41 (A-OT) |
| 1988 | Falcons | 20-0 (A) |
| 1989 | Packers | 23-21 (Mil) |
| 1991 | Falcons | 35-31 (A) |
| 1992 | Falcons | 24-10 (A) |
| 1994 | Packers | 21-17 (Mil) |
| *1995 | Packers | 37-20 (GB) |
| 2001 | Falcons | 23-20 (GB) |
| 2002 | Packers | 37-34 (GB-OT) |
| *2002 | Falcons | 27-7 (GB) |
| 2005 | Packers | 33-25 (A) |
| 2008 | Falcons | 27-24 (GB) |
| 2010 | Falcons | 20-17 (A) |
| | ^Packers | 48-21 (A) |
| 2011 | Packers | 25-14 (A) |
| 2013 | Packers | 22-21 (GB) |
| 2014 | Packers | 43-37 (GB) |
| 2016 | Falcons | 33-32 (A) |
| 2016 | ^Falcons | 44-21 (A) |

(Points-Packers 692, Falcons 590)

(Postseason Points- Packers 113, Falcons 112)

*NFC Wild Card

^ NFC Divisional Round

ATLANTA VS. HOUSTON

Houston leads series, 2-2

| | | |
|------|---------|-----------|
| 2003 | Texans | 17-13 (H) |
| 2007 | Falcons | 26-16 (A) |
| 2011 | Texans | 17-10 (H) |
| 2015 | Falcons | 48-21 (A) |

(Points-Falcons 97, Texans 71)

ATLANTA VS. INDIANAPOLIS*

Colts lead series, 14-2

| | | |
|------|-------|-----------|
| 1966 | Colts | 19-7 (A) |
| 1967 | Colts | 38-31 (B) |
| | Colts | 49-7 (A) |
| 1968 | Colts | 28-20 (A) |
| | Colts | 44-0 (B) |
| 1969 | Colts | 21-14 (A) |
| | Colts | 13-6 (B) |
| 1974 | Colts | 17-7 (A) |
| 1986 | Colts | 28-23 (A) |
| 1989 | Colts | 13-9 (I) |

ALL-TIME RESULTS

| | | |
|------|---------|-----------|
| 1998 | Falcons | 28-21 (A) |
| 2001 | Colts | 41-27 (I) |
| 2003 | Colts | 38-7 (I) |
| 2007 | Colts | 31-13 (A) |
| 2011 | Falcons | 31-7 (I) |
| 2015 | Colts | 24-21 (A) |

(Points-Colts 432, Falcons 251)

*Franchise in Baltimore prior to 1984.

ATLANTA VS. JACKSONVILLE

Series Tied, 3-3

| | | |
|------|---------|-----------|
| 1996 | Jaguars | 19-17 (J) |
| 1999 | Jaguars | 30-7 (A) |
| 2003 | Falcons | 21-14 (A) |
| 2007 | Jaguars | 13-7 (J) |
| 2011 | Falcons | 41-14 (A) |
| 2015 | Falcons | 23-17 (J) |

(Points-Falcons 116, Jaguars 104)

ATLANTA VS. KANSAS CITY

Chiefs lead series, 6-3

| | | |
|------|---------|------------|
| 1972 | Chiefs | 17-14 (A) |
| 1985 | Chiefs | 38-10 (KC) |
| 1991 | Chiefs | 14-3 (KC) |
| 1994 | Chiefs | 30-10 (A) |
| 2000 | Falcons | 29-13 (A) |
| 2004 | Chiefs | 56-10 (KC) |
| 2008 | Falcons | 38-14 (A) |
| 2012 | Falcons | 40-24 (KC) |
| 2016 | Chiefs | 29-28 (A) |

(Points-Chiefs 235, Falcons 182)

ATLANTA VS. LOS ANGELES*

Rams lead series, 47-28-2

Falcons lead postseason, 1-0

| | | |
|------|---------|------------|
| 1966 | Rams | 19-14 (A) |
| 1967 | Rams | 31-3 (A) |
| | Rams | 20-3 (LA) |
| 1968 | Rams | 27-14 (LA) |
| | Rams | 17-10 (A) |
| 1969 | Rams | 17-7 (LA) |
| | Rams | 38-6 (A) |
| 1970 | Tie | 10-10 (LA) |
| | Rams | 17-7 (A) |
| 1971 | Tie | 20-20 (LA) |
| | Rams | 24-16 (A) |
| 1972 | Falcons | 31-3 (A) |
| | Rams | 20-7 (LA) |
| 1973 | Rams | 31-0 (LA) |
| | Falcons | 15-13 (A) |
| 1974 | Rams | 21-0 (LA) |
| | Rams | 30-7 (A) |
| 1975 | Rams | 22-7 (LA) |
| | Rams | 16-7 (A) |
| 1976 | Rams | 30-14 (A) |

| | | |
|-------|---------|----------------|
| | Rams | 59-0 (LA) |
| 1977 | Falcons | 17-6 (A) |
| | Rams | 23-7 (LA) |
| 1978 | Rams | 10-0 (LA) |
| | Falcons | 15-7 (A) |
| 1979 | Rams | 20-14 (LA) |
| | Rams | 34-13 (A) |
| 1980 | Falcons | 13-10 (A) |
| | Rams | 20-17 (LA)(OT) |
| 1981 | Rams | 37-35 (A) |
| | Rams | 21-16 (LA) |
| 1982 | Falcons | 34-17 (A) |
| 1983 | Rams | 27-21 (LA) |
| | Rams | 36-13 (A) |
| 1984 | Falcons | 30-28 (LA) |
| | Rams | 24-10 (A) |
| 1985 | Rams | 17-6 (LA) |
| | Falcons | 30-14 (A) |
| 1986 | Falcons | 26-14 (A) |
| | Rams | 14-7 (LA) |
| 1987 | Falcons | 24-20 (A) |
| | Rams | 33-0 (LA) |
| 1988 | Rams | 33-0 (A) |
| | Rams | 22-7 (LA) |
| 1989 | Rams | 31-21 (A) |
| | Rams | 26-14 (LA) |
| 1990 | Rams | 44-24 (LA) |
| | Falcons | 20-13 (A) |
| 1991 | Falcons | 31-14 (A) |
| | Falcons | 31-14 (LA) |
| 1992 | Falcons | 30-28 (A) |
| | Rams | 38-27 (LA) |
| 1993 | Falcons | 30-24 (A) |
| | Falcons | 13-0 (LA) |
| 1994 | Falcons | 31-13 (A) |
| | Falcons | 8-5 (LA) |
| 1995 | Rams | 21-19 (StL) |
| | Falcons | 31-6 (A) |
| 1996 | Rams | 59-16 (StL) |
| | Rams | 34-27 (A) |
| 1997 | Falcons | 34-31 (A) |
| | Falcons | 27-21 (StL) |
| 1998 | Falcons | 37-15 (A) |
| | Falcons | 21-10 (StL) |
| 1999 | Rams | 35-7 (StL) |
| | Rams | 41-13 (A) |
| 2000 | Rams | 41-20 (A) |
| | Rams | 45-29 (StL) |
| 2001 | Rams | 35-6 (A) |
| | Rams | 31-13 (StL) |
| 2003 | Rams | 36-0 (StL) |
| 2004 | Falcons | 34-17 (A) |
| ^2005 | Falcons | 47-17 (A) |
| 2007 | Rams | 28-16 (StL) |
| 2008 | Falcons | 31-27 (A) |

ALL-TIME RESULTS

| | | |
|------|---------|-------------|
| 2010 | Falcons | 34-17 (StL) |
| 2013 | Falcons | 31-24 (A) |
| 2016 | Falcons | 42-14 (LA) |

(Points-Rams 1,810, Falcons 1,321)

*Franchise in LA prior to 1995.

*Franchise in STL prior to 2016

^NFC Divisional Playoff

ATLANTA VS. MIAMI

Dolphins lead series, 8-4

| | | |
|------|----------|-----------|
| 1970 | Dolphins | 20-7 (A) |
| 1974 | Dolphins | 42-7 (M) |
| 1980 | Dolphins | 20-17 (A) |
| 1983 | Dolphins | 31-24 (M) |
| 1986 | Falcons | 20-14 (M) |
| 1992 | Dolphins | 21-17 (M) |
| 1995 | Dolphins | 21-20 (M) |
| 1998 | Falcons | 38-16 (A) |
| 2001 | Dolphins | 21-14 (M) |
| 2005 | Falcons | 17-10 (M) |
| 2009 | Falcons | 19-7 (A) |
| 2013 | Dolphins | 27-23 (M) |

(Points-Dolphins 250, Falcons 223)

ATLANTA VS. MINNESOTA

Vikings lead series, 17-10

Postseason tied, 1-1

| | | |
|--------|---------|----------------|
| 1966 | Falcons | 20-13 (M) |
| 1967 | Falcons | 21-20 (A) |
| 1968 | Vikings | 47-7 (M) |
| 1969 | Falcons | 10-3 (A) |
| 1970 | Vikings | 37-7 (A) |
| 1971 | Vikings | 24-7 (M) |
| 1973 | Falcons | 20-14 (A) |
| 1974 | Vikings | 23-10 (M) |
| 1975 | Vikings | 38-0 (M) |
| 1977 | Vikings | 14-7 (A) |
| 1980 | Vikings | 24-23 (M) |
| 1981 | Falcons | 31-30 (A) |
| *1982 | Vikings | 30-24 (M) |
| 1984 | Vikings | 27-20 (M) |
| 1985 | Falcons | 14-13 (A) |
| 1987 | Vikings | 24-13 (M) |
| 1989 | Vikings | 43-17 (M) |
| 1991 | Vikings | 20-19 (A) |
| 1996 | Vikings | 23-17 (A) |
| **1998 | Falcons | 30-27 (M)(OT) |
| 1999 | Vikings | 17-14 (A) |
| 2002 | Falcons | 30-24 (M) (OT) |
| 2003 | Vikings | 39-26 (A) |
| 2005 | Falcons | 30-10 (A) |
| 2007 | Vikings | 24-3 (M) |
| 2008 | Falcons | 24-17 (M) |
| 2011 | Falcons | 24-14 (A) |
| 2014 | Vikings | 41-28 (M) |
| 2015 | Vikings | 20-10 (A) |

(Regular Season Points-Vikings 643, Falcons 452)

(Postseason Points-Vikings 57, Falcons 54)

*NFC Playoffs

** NFC Championship

ATLANTA VS. NEW ENGLAND

New England leads series, 7-6

| | | |
|------|----------|------------|
| 1972 | Patriots | 21-20 (NE) |
| 1977 | Patriots | 16-10 (A) |
| 1980 | Falcons | 37-21 (NE) |
| 1983 | Falcons | 24-13 (A) |
| 1986 | Patriots | 25-17 (NE) |
| 1989 | Falcons | 16-15 (A) |
| 1992 | Falcons | 34-0 (A) |
| 1995 | Falcons | 30-17 (A) |
| 1998 | Falcons | 41-10 (NE) |
| 2001 | Patriots | 24-10 (A) |
| 2005 | Patriots | 31-28 (A) |
| 2009 | Patriots | 26-10 (NE) |
| 2013 | Patriots | 30-23 (A) |

(Points-Falcons 300, Patriots 249)

ATLANTA VS. NEW ORLEANS

Falcons lead series, 50-45

Falcons lead postseason, 1-0

| | | |
|------|---------|----------------|
| 1967 | Saints | 27-24 (NO) |
| 1969 | Falcons | 45-17 (A) |
| 1970 | Falcons | 14-3 (NO) |
| | Falcons | 32-14 (A) |
| 1971 | Falcons | 28-6 (A) |
| | Falcons | 24-20 (NO) |
| 1972 | Falcons | 21-14 (NO) |
| | Falcons | 36-20 (A) |
| 1973 | Falcons | 62-7 (NO) |
| | Falcons | 14-10 (A) |
| 1974 | Saints | 14-13 (NO) |
| | Saints | 13-3 (A) |
| 1975 | Falcons | 14-7 (A) |
| | Saints | 23-7 (NO) |
| 1976 | Saints | 30-0 (NO) |
| | Falcons | 23-20 (A) |
| 1977 | Saints | 21-20 (NO) |
| | Falcons | 35-7 (A) |
| 1978 | Falcons | 20-17 (NO) |
| | Falcons | 20-17 (A) |
| 1979 | Falcons | 40-34 (NO)(OT) |
| | Saints | 37-6 (A) |
| 1980 | Falcons | 41-14 (NO) |
| | Falcons | 31-13 (A) |
| 1981 | Falcons | 27-0 (A) |
| | Falcons | 41-10 (NO) |
| 1982 | Falcons | 35-0 (A) |
| | Saints | 35-6 (NO) |
| 1983 | Saints | 19-17 (A) |
| | Saints | 27-10 (NO) |
| 1984 | Falcons | 36-28 (NO) |

ALL-TIME RESULTS

| | | |
|------|----------|-----------------|
| | Saints | 17-13 (A) |
| 1985 | Falcons | 31-24 (A) |
| | Falcons | 16-10 (NO) |
| 1986 | Falcons | 31-10 (NO) |
| | Saints | 14-9 (A) |
| 1987 | Saints | 38-0 (A) |
| 1988 | Saints | 29-21 (A) |
| | Saints | 10-9 (NO) |
| 1989 | Saints | 20-13 (NO) |
| | Saints | 26-17 (A) |
| 1990 | Falcons | 28-27 (A) |
| | Saints | 10-7 (NO) |
| 1991 | Saints | 27-6 (A) |
| | Falcons | 23-20 (NO)(OT) |
| | *Falcons | 27-20 (NO) |
| 1992 | Saints | 10-7 (A) |
| | Saints | 22-14 (NO) |
| 1993 | Saints | 34-31 (A) |
| | Falcons | 26-15 (NO) |
| 1994 | Saints | 33-32 (NO) |
| | Saints | 29-20 (A) |
| 1995 | Falcons | 27-24 (NO) (OT) |
| | Falcons | 19-14 (A) |
| 1996 | Falcons | 17-15 (A) |
| | Falcons | 31-15 (NO) |
| 1997 | Falcons | 23-17 (NO) |
| | Falcons | 20-3 (A) |
| 1998 | Falcons | 31-23 (A) |
| | Falcons | 27-17 (NO) |
| 1999 | Falcons | 20-17 (NO) |
| | Falcons | 35-12 (A) |
| 2000 | Saints | 21-19 (A) |
| | Saints | 23-7 (NO) |
| 2001 | Falcons | 20-13 (NO) |
| | Saints | 28-10 (A) |
| 2002 | Falcons | 37-35 (NO) |
| | Falcons | 24-17 (A) |
| 2003 | Saints | 45-17 (A) |
| | Saints | 23-20 (NO) (OT) |
| 2004 | Falcons | 24-21 (A) |
| | Saints | 26-13 (NO) |
| 2005 | Falcons | 34-31 (NO) |
| | Falcons | 36-17 (A) |
| 2006 | Saints | 23-3 (NO) |
| | Saints | 31-13 (A) |
| 2007 | Saints | 22-16 (NO) |
| | Saints | 34-14 (A) |
| 2008 | Falcons | 34-20 (A) |
| | Saints | 29-25 (NO) |
| 2009 | Saints | 35-27 (NO) |
| | Saints | 26-23 (A) |
| 2010 | Falcons | 27-24 (NO) (OT) |
| | Saints | 17-14 (A) |
| 2011 | Saints | 26-23 (A) (OT) |
| | Saints | 45-16 (NO) |
| 2012 | Saints | 31-27 (NO) |

| | | |
|------|---------|------------|
| | Falcons | 23-13 (A) |
| 2013 | Saints | 23-17 (NO) |
| | Saints | 17-13 (A) |
| 2014 | Falcons | 37-34 (A) |
| | Falcons | 30-14 (NO) |
| 2015 | Saints | 31-21 (NO) |
| | Saints | 20-17 (A) |
| 2016 | Falcons | 45-32 (NO) |
| | Falcons | 38-32 (A) |

(Points-Falcons 2,113, Saints 1,982)

(Postseason Points-Falcons 27, Saints 20)

***NFC Wild Card**

ATLANTA VS. N.Y. GIANTS

Series Tied, 12-11

Giants lead postseason, 1-0

| | | |
|-------|---------|------------------|
| 1966 | Falcons | 27-16 (NY) |
| 1968 | Falcons | 24-21 (A) |
| 1971 | Giants | 21-17 (A) |
| 1974 | Falcons | 14-7 (New Haven) |
| 1977 | Falcons | 17-3 (A) |
| 1978 | Falcons | 23-20 (A) |
| 1979 | Giants | 24-3 (NY) |
| 1981 | Giants | 27-24 (A) (OT) |
| 1982 | Falcons | 16-14 (NY) |
| 1983 | Giants | 16-13 (A) (OT) |
| 1984 | Giants | 19-7 (A) |
| 1988 | Giants | 23-16 (A) |
| 1998 | Falcons | 34-20 (NY) |
| 2000 | Giants | 13-6 (A) |
| 2002 | Falcons | 17-10 (NY) |
| 2003 | Falcons | 27-7 (NY) |
| 2004 | Falcons | 14-10 (NY) |
| 2006 | Giants | 27-14 (A) |
| 2007 | Giants | 31-10 (A) |
| 2009 | Giants | 34-31 OT (NY) |
| ^2011 | Giants | 24-2 (NY) |
| 2012 | Falcons | 34-0 (A) |
| 2014 | Giants | 30-20 (NY) |
| 2015 | Falcons | 24-20 (NY) |

(Points- Falcons, 432, Giants 413)

(Postseason Points-Giants 24, Falcons 2)

^NFC Wildcard Playoff Game

ATLANTA VS. N.Y. JETS

Falcons lead series, 6-5

| | | |
|------|---------|------------|
| 1973 | Falcons | 28-20 (NY) |
| 1980 | Jets | 14-7 (A) |
| 1983 | Falcons | 27-21 (NY) |
| 1986 | Jets | 28-14 (A) |
| 1989 | Jets | 27-7 (NY) |
| 1992 | Falcons | 20-17 (A) |
| 1995 | Falcons | 13-3 (A) |
| 1998 | Jets | 28-3 (NY) |
| 2005 | Falcons | 27-14 (A) |
| 2009 | Falcons | 10-7 (NY) |

ALL-TIME RESULTS

2013 Jets30-28 (A)
(Points-Jets 209, Falcons 184)

ATLANTA VS. OAKLAND*

Series Tied, 7-7

1971 Falcons 24-13 (A)
1975 Raiders 37-34 (O) (OT)
1979 Raiders 50-19 (O)
1982 Raiders 38-14 (A)
1985 Raiders 34-24 (A)
1988 Falcons 12-6 (LA)
1991 Falcons 21-17 (A)
1994 Raiders 30-17 (LA)
1997 Raiders 36-31 (A)
2000 Raiders 41-14 (O)
2004 Falcons 35-10 (A)
2008 Falcons 24-0 (O)
2012 Falcons 23-20 (A)
2016 Falcons 35-28 (O)

(Points-Raiders 360, Falcons 327)

*Franchise in LA from 1983-1994.

ATLANTA VS. PHILADELPHIA

Eagles lead series, 16-13-1

Eagles lead postseason, 2-1

1966 Eagles 23-10 (P)
1967 Eagles 38-7 (A)
1969 Falcons 27-3 (P)
1970 Tie 13-13 (P)
1973 Falcons 44-27 (P)
1976 Eagles 14-13 (A)
*1978 Falcons 14-13 (A)
1979 Falcons 14-10 (P)
1980 Falcons 20-17 (P)
1981 Eagles 16-13 (P)
1983 Eagles 28-24 (A)
1984 Falcons 26-10 (A)
1985 Eagles 23-17 (P)(OT)
1986 Eagles 16-0 (A)
1988 Falcons 27-24 (P)
1990 Eagles 24-23 (A)
1994 Falcons 28-21 (A)
1996 Eagles 33-18 (A)
1997 Falcons 20-17 (A)
1998 Falcons 17-12 (A)
2000 Eagles 38-10 (P)
#2002 Eagles 20-6 (P)
2003 Eagles 23-16 (A)
^2005 Eagles 27-10 (P)
2005 Falcons 14-10 (A)
2006 Eagles 24-17 (P)
2008 Eagles 27-14 (P)
2009 Eagles 34-7 (A)
2010 Eagles 31-17 (P)
2011 Falcons 35-31 (A)

2012 Falcons 30-17 (P)
2015 Falcons 26-24 (A)
2016 Eagles 24-15 (P)

(Points-Eagles 652, Falcons 562)

(Postseason Points-Eagles 60, Falcons 30)

* NFC Wild Card

#NFC Divisional Playoff

^NFC Championship Game

ATLANTA VS. PITTSBURGH

Steelers lead series, 13-2-1

1966 Steelers..... 57-33 (A)
1968 Steelers..... 41-21 (A)
1970 Falcons 27-16 (A)
1974 Steelers..... 24-17 (P)
1978 Steelers..... 31-7 (P)
1981 Steelers..... 34-20 (A)
1984 Steelers..... 35-10 (P)
1987 Steelers..... 28-12 (A)
1990 Steelers..... 21-9 (P)
1993 Steelers..... 45-17 (A)
1996 Steelers..... 20-17 (A)
1999 Steelers..... 13-9 (P)
2002 Tie 34-34 (P)
2006 Falcons 41-38 (A)
2010 Steelers..... 15-9 (P) (OT)
2014 Steelers..... 27-20 (A)

(Points-Steelers 452, Falcons 283)

ATLANTA VS. SAN DIEGO

Falcons lead series, 8-2

1973 Falcons 41-0 (SD)
1979 Falcons 28-26 (SD)
1988 Chargers..... 10-7 (A)
1991 Falcons 13-10 (SD)
1994 Falcons 10-9 (A)
1997 Falcons 14-3 (SD)
2000 Falcons 21-20 (A)
2008 Falcons 22-16 (SD)
2012 Falcons 27-3 (SD)
2016 Chargers..... 33-30 (A)

(Points-Falcons 213, Chargers 130)

ATLANTA VS. SAN FRANCISCO

49ers lead series, 46-30-1

Postseason series tied, 1-1

1966 49ers..... 44-7 (A)
1967 49ers..... 38-7 (SF)
49ers..... 34-28 (A)
1968 49ers..... 28-13 (SF)
49ers..... 14-12 (A)
1969 Falcons 24-12 (A)
Falcons 21-7 (SF)
1970 Falcons 21-20 (A)
49ers..... 24-20 (SF)

ALL-TIME RESULTS

| | | | | | |
|------|---------|---------------|--|-----------|-----------------|
| 1971 | Falcons | 20-17 (A) | *Falcons | 20-18 (A) | |
| | 49ers | 24-3 (SF) | 1999 | 49ers | 26-7 (SF) |
| 1972 | 49ers | 49-14 (A) | | Falcons | 34-29 (A) |
| | 49ers | 20-0 (SF) | 2000 | Falcons | 36-28 (A) |
| 1973 | 49ers | 13-9 (A) | | 49ers | 16-6 (SF) |
| | Falcons | 17-3 (SF) | 2001 | 49ers | 16-13 (SF) (OT) |
| 1974 | 49ers | 16-10 (A) | | 49ers | 37-31 (A) (OT) |
| | 49ers | 27-0 (SF) | 2004 | Falcons | 21-19 (SF) |
| 1975 | Falcons | 17-3 (SF) | 2007 | Falcons | 20-16 (A) |
| | Falcons | 31-9 (A) | 2009 | Falcons | 45-10 (SF) |
| 1976 | 49ers | 15-0 (SF) | 2010 | Falcons | 16-14 (A) |
| | Falcons | 21-16 (A) | **2012 | 49ers | 28-24 (A) |
| 1977 | Falcons | 7-0 (SF) | 2013 | 49ers | 34-24 (SF) |
| | 49ers | 10-3 (A) | 2015 | 49ers | 17-16 (SF) |
| 1978 | Falcons | 20-17 (SF) | 2016 | Falcons | 41-13 (A) |
| | Falcons | 21-10 (A) | (Points-49ers 1,834, Falcons 1,358) | | |
| 1979 | 49ers | 20-15 (SF) | *NFC Divisional Playoffs | | |
| | Falcons | 31-21 (A) | **2012 NFC Championship | | |
| 1980 | Falcons | 20-17 (SF) | ATLANTA VS. SEATTLE | | |
| | Falcons | 35-10 (A) | Seahawks lead series, 10-5 | | |
| 1981 | Falcons | 34-17 (A) | Falcons lead postseason series, 1-0 | | |
| | 49ers | 17-14 (SF) | 1976 | Seahawks | 30-13 (S) |
| 1982 | Falcons | 17-7 (SF) | 1979 | Seahawks | 31-28 (A) |
| 1983 | 49ers | 24-20 (SF) | 1985 | Seahawks | 30-26 (S) |
| | Falcons | 28-24 (A) | 1988 | Seahawks | 31-20 (A) |
| 1984 | 49ers | 14-5 (SF) | 1991 | Falcons | 26-13 (A) |
| | 49ers | 35-17 (A) | 1997 | Falcons | 24-17 (S) |
| 1985 | 49ers | 35-16 (SF) | 2000 | Seahawks | 30-10(A) |
| | 49ers | 38-17 (A) | 2002 | Seahawks | 30-24 (A) (OT) |
| 1986 | Tie | 10-10 (A)(OT) | 2004 | Seahawks | 28-26 (S) |
| | 49ers | 20-0 (SF) | 2005 | Seahawks | 21-18 (S) |
| 1987 | 49ers | 25-17 (A) | 2007 | Falcons | 44-41 (A) |
| | 49ers | 35-7 (SF) | 2010 | Falcons | 34-18 (S) |
| 1988 | Falcons | 34-17 (SF) | 2011 | Falcons | 30-28 (S) |
| | 49ers | 13-3 (A) | *2012 | Falcons | 30-28 (A) |
| 1989 | 49ers | 45-3 (SF) | 2013 | Seahawks | 33-10 (A) |
| | 49ers | 23-10 (A) | 2016 | Seahawks | 26-24 (S) |
| 1990 | 49ers | 19-13 (SF) | (Points-Seahawks 407, Falcons 357) | | |
| | 49ers | 45-35 (A) | ATLANTA VS. TAMPA BAY | | |
| 1991 | Falcons | 39-34 (SF) | Buccaneers lead series, 24-23 | | |
| | Falcons | 17-14 (A) | 1977 | Falcons | 17-0 (TB) |
| 1992 | 49ers | 56-17 (SF) | 1978 | Bucs | 14-9 (TB) |
| | 49ers | 41-3 (A) | 1979 | Falcons | 17-14 (A) |
| 1993 | 49ers | 37-30 (SF) | 1981 | Bucs | 24-23 (TB) |
| | Falcons | 27-24 (A) | 1984 | Bucs | 23-6 (TB) |
| 1994 | 49ers | 42-3 (A) | 1986 | Falcons | 23-20 (TB) (OT) |
| | 49ers | 50-14 (SF) | 1987 | Bucs | 48-10 (TB) |
| 1995 | 49ers | 41-10 (SF) | 1988 | Falcons | 17-10 (A) |
| | Falcons | 28-27 (A) | 1990 | Bucs | 23-17 (TB) |
| 1996 | 49ers | 39-17 (SF) | 1991 | Falcons | 43-7 (A) |
| | 49ers | 34-10 (A) | 1992 | Falcons | 35-7 (TB) |
| 1997 | 49ers | 34-7 (SF) | 1993 | Bucs | 31-24 (A) |
| | 49ers | 35-28 (A) | 1994 | Falcons | 34-13 (A) |
| 1998 | 49ers | 31-20 (SF) | | | |
| | Falcons | 31-19 (A) | | | |

ALL-TIME RESULTS

| | | |
|------|------------|----------------|
| 1995 | Falcons | 24-21 (TB) |
| 1997 | Bucs. | 31-10 (A) |
| 1999 | Bucs. | 19-10 (TB) |
| 2000 | Bucs. | 27-14 (A) |
| 2002 | Bucs. | 20-6 (A) |
| | Bucs. | 34-10 (TB) |
| 2003 | Bucs. | 31-10 (A) |
| | Falcons | 30-28 (TB) |
| 2004 | Falcons | 24-14 (A) |
| | Bucs. | 27-0 (TB) |
| 2005 | Bucs. | 30-27 (A) |
| | Bucs. | 27-24 (TB) |
| 2006 | Falcons | 14-3 (A) |
| | Falcons | 17-6 (TB) |
| 2007 | Bucs. | 31-7 (A) |
| | Bucs. | 37-3 (TB) |
| 2008 | Bucs. | 24-9 (TB) |
| | Falcons | 13-10 (A) (OT) |
| 2009 | Falcons | 20-17 (A) |
| | Falcons | 20-10 (TB) |
| 2010 | Falcons | 27-21 (A) |
| | Falcons | 28-24 (TB) |
| 2011 | Bucs. | 16-13 (TB) |
| | Falcons | 45-24 (A) |
| 2012 | Falcons | 24-23 (TB) |
| | Bucs. | 24-17 (A) |
| 2013 | Falcons | 31-23 (A) |
| | Bucs. | 41-28 (TB) |
| 2014 | Falcons | 56-14 (A) |
| | Falcons | 27-17 (TB) |
| 2015 | Buccaneers | 23-20 (A) |
| | Buccaneers | 23-19 (TB) |
| 2016 | Buccaneers | 31-24 (A) |
| | Falcons | 43-28 (TB) |

(Points-Bucs 1,013, Falcons 969)

ATLANTA VS. TENNESSEE*

Series tied, 7-7

| | | |
|------|---------|-----------|
| 1972 | Falcons | 20-10 (A) |
| 1976 | Oilers. | 20-14 (H) |
| 1978 | Falcons | 20-14 (A) |
| 1981 | Falcons | 31-27 (H) |
| 1984 | Falcons | 42-10 (A) |
| 1987 | Oilers. | 37-33 (H) |
| 1990 | Falcons | 47-27 (A) |
| 1993 | Oilers. | 33-17 (H) |
| 1996 | Oilers. | 23-13 (A) |
| 1999 | Titans | 30-17 (T) |
| 2003 | Titans | 38-31 (A) |
| 2007 | Titans | 13-10 (T) |
| 2011 | Falcons | 23-17 (A) |
| 2015 | Falcons | 10-7 (T) |

(Points-Falcons 331, Titans 293)

*Franchise in Houston prior to 1997 and known as Houston Oilers; Team name from 1997-98

was Tennessee Oilers; in 1999 team was renamed Tennessee Titans.

ATLANTA VS. WASHINGTON

Redskins lead series, 14-8-1

Redskins lead postseason, 1-0

| | | |
|-------|----------|-----------|
| 1966 | Redskins | 33-20 (W) |
| 1967 | Tie | 20-20 (A) |
| 1969 | Redskins | 27-20 (W) |
| 1972 | Redskins | 24-13 (W) |
| 1975 | Redskins | 30-27 (A) |
| 1977 | Redskins | 10-6 (W) |
| 1978 | Falcons | 20-17 (A) |
| 1979 | Redskins | 16-7 (A) |
| 1980 | Falcons | 10-6 (A) |
| 1983 | Redskins | 37-21 (W) |
| 1984 | Redskins | 27-14 (W) |
| 1985 | Redskins | 44-10 (A) |
| 1987 | Falcons | 21-20 (A) |
| *1989 | Redskins | 31-30 (A) |
| 1991 | Redskins | 56-17 (W) |
| *1991 | Redskins | 24-7 (W) |
| 1992 | Redskins | 24-17 (W) |
| 1993 | Redskins | 30-17 (W) |
| 2003 | Redskins | 33-31 (A) |
| 2006 | Falcons | 24-14 (W) |
| 2009 | Falcons | 31-17 (A) |
| 2012 | Falcons | 24-17 (W) |
| 2013 | Falcons | 27-26 (A) |

(Points-Redskins 579, Falcons 444)

*NFC Divisional Playoffs

YEAR-BY-YEAR RESULTS

1966 (3-11) 7TH EAST CONF.

COACH: NORB HECKER

| | | | | | |
|-------|----------|----|----|---|--------|
| 9/11 | LA | 14 | 19 | L | 54,418 |
| 9/18 | @ PHI | 10 | 23 | L | 54,049 |
| 9/25 | @ DET | 10 | 28 | L | 47,615 |
| 10/2 | DAL | 14 | 47 | L | 56,990 |
| 10/9 | @ WAS | 20 | 33 | L | 50,116 |
| 10/16 | SF | 7 | 44 | L | 54,788 |
| 10/23 | @ GB Mil | 3 | 56 | L | 48,623 |
| 10/30 | CLE | 17 | 49 | L | 57,235 |
| 11/13 | BAL | 7 | 19 | L | 58,850 |
| 11/20 | @ NYG | 27 | 16 | W | 62,746 |
| 11/27 | @ CHI | 6 | 23 | L | 44,777 |
| 12/4 | @ MIN | 20 | 13 | W | 37,117 |
| 12/11 | STL | 16 | 10 | W | 57,169 |
| 12/18 | PIT | 33 | 57 | L | 56,229 |

1969 (6-8) 3RD COASTAL

COACH: NORM VAN BROCKLIN

| | | | | | |
|-------|-------|----|----|---|--------|
| 9/21 | SF | 24 | 12 | W | 45,940 |
| 9/28 | @ LA | 7 | 17 | L | 58,031 |
| 10/5 | BAL | 14 | 21 | L | 57,806 |
| 10/12 | DAL | 17 | 24 | L | 54,833 |
| 10/19 | @ SF | 21 | 7 | W | 28,684 |
| 10/26 | @ GB | 10 | 28 | L | 50,861 |
| 11/2 | LA | 6 | 38 | L | 58,850 |
| 11/9 | @ DET | 21 | 27 | L | 53,242 |
| 11/16 | CHI | 48 | 31 | W | 53,722 |
| 11/23 | @ WAS | 20 | 27 | L | 50,345 |
| 11/30 | @ BAL | 6 | 13 | L | 60,238 |
| 12/7 | NO | 45 | 17 | W | 51,021 |
| 12/14 | @ PHI | 27 | 3 | W | 60,658 |
| 12/21 | MIN | 10 | 3 | W | 52,872 |

1972 (7-7) 2ND NFC WEST

COACH: NORM VAN BROCKLIN

| | | | | | |
|-------|----------|----|----|---|--------|
| 9/17 | @ CHI | 37 | 21 | W | 55,701 |
| 9/24 | @ NE | 20 | 21 | L | 60,999 |
| 10/1 | LA | 31 | 3 | W | 58,850 |
| 10/8 | DET | 23 | 26 | L | 58,850 |
| 10/15 | @ NO | 21 | 14 | W | 66,294 |
| 10/22 | @ GB Mil | 10 | 9 | W | 47,967 |
| 10/29 | SF | 14 | 49 | L | 58,850 |
| 11/5 | @ LA | 7 | 20 | L | 75,081 |
| 11/12 | NO | 36 | 20 | W | 58,850 |
| 11/20 | @ WAS | 13 | 24 | L | 53,039 |
| 11/26 | DEN | 23 | 20 | W | 58,850 |
| 12/3 | HOU | 20 | 10 | W | 58,850 |
| 12/10 | @ SF | 0 | 20 | L | 61,214 |
| 12/17 | KC | 14 | 17 | L | 58,850 |

1967 (1-12-1) 4TH COASTAL.

COACH: NORB HECKER

| | | | | | |
|-------|----------|----|----|---|--------|
| 9/17 | @ BAL | 31 | 38 | L | 56,715 |
| 9/24 | @ SF | 7 | 38 | L | 30,207 |
| 10/1 | @ GB Mil | 0 | 23 | L | 49,467 |
| 10/8 | PHI | 7 | 38 | L | 53,868 |
| 10/15 | WAS | 20 | 20 | T | 56,538 |
| 10/22 | @ DET | 3 | 24 | L | 50,601 |
| 10/29 | MIN | 21 | 20 | W | 52,859 |
| 11/5 | @ DAL | 7 | 37 | L | 54,751 |
| 11/12 | BAL | 7 | 49 | L | 58,850 |
| 11/19 | LA | 3 | 31 | L | 56,871 |
| 11/20 | @ NO | 24 | 27 | L | 83,437 |
| 12/3 | @ LA | 3 | 20 | L | 46,395 |
| 12/10 | SF | 28 | 34 | L | 51,798 |
| 12/17 | CHI | 14 | 23 | L | 54,107 |

1970 (4-8-2) 3RD NFC WEST.

COACH: NORM VAN BROCKLIN

| | | | | | |
|-------|-------|----|----|---|--------|
| 9/20 | @ NO | 14 | 3 | W | 77,042 |
| 9/27 | @ GB | 24 | 27 | L | 56,263 |
| 10/4 | SF | 21 | 20 | W | 58,850 |
| 10/11 | @ DAL | 0 | 13 | L | 53,611 |
| 10/18 | @ DEN | 10 | 24 | L | 50,705 |
| 10/25 | NO | 32 | 14 | W | 58,850 |
| 11/1 | CHI | 14 | 23 | L | 58,850 |
| 11/8 | @ LA | 10 | 10 | T | 67,232 |
| 11/15 | @ PHI | 13 | 13 | T | 55,425 |
| 11/22 | LA | 7 | 17 | L | 58,850 |
| 11/30 | MIA | 7 | 20 | L | 54,036 |
| 12/6 | @ SF | 20 | 24 | L | 41,387 |
| 12/13 | PIT | 27 | 16 | W | 54,162 |
| 12/20 | MIN | 7 | 37 | L | 57,992 |

1973 (9-5) 2ND NFC WEST

COACH: NORM VAN BROCKLIN

| | | | | | |
|-------|-------|----|----|---|--------|
| 9/16 | @ NO | 62 | 7 | W | 66,428 |
| 9/23 | @ LA | 0 | 31 | L | 64,528 |
| 10/1 | @ DET | 6 | 31 | L | 45,519 |
| 10/7 | SF | 9 | 13 | L | 58,850 |
| 10/14 | CHI | 46 | 6 | W | 58,850 |
| 10/21 | @ SD | 41 | 0 | W | 41,527 |
| 10/28 | @ SF | 17 | 3 | W | 56,825 |
| 11/4 | LA | 15 | 13 | W | 58,850 |
| 11/11 | @ PHI | 44 | 27 | W | 63,114 |
| 11/19 | MIN | 20 | 14 | W | 58,850 |
| 11/25 | @ NYJ | 28 | 20 | W | 61,327 |
| 12/2 | BUF | 6 | 17 | L | 58,850 |
| 12/9 | STL | 10 | 32 | L | 58,850 |
| 12/16 | NO | 14 | 10 | W | 58,850 |

1968 (2-12) 4TH COASTAL

COACH: BROCKLIN (2-9), HECKER (0-3)

| | | | | | |
|-------|-------|----|----|---|--------|
| 9/14 | @ MIN | 7 | 47 | L | 45,563 |
| 9/22 | BAL | 20 | 28 | L | 50,428 |
| 9/29 | @ SF | 13 | 28 | L | 27,471 |
| 10/6 | GB | 7 | 38 | L | 58,850 |
| 10/13 | NYG | 24 | 21 | W | 49,962 |
| 10/20 | @ LA | 14 | 27 | L | 54,443 |
| 10/27 | @ CLE | 7 | 30 | L | 67,723 |
| 11/3 | PIT | 21 | 41 | L | 47,727 |
| 11/10 | LA | 10 | 17 | L | 53,979 |
| 11/17 | @ CHI | 16 | 13 | W | 44,214 |
| 11/24 | @ STL | 12 | 17 | L | 43,246 |
| 12/1 | @ BAL | 0 | 44 | L | 60,238 |
| 12/8 | DET | 7 | 24 | L | 49,437 |
| 12/15 | SF | 12 | 14 | L | 44,977 |

1971 (7-6-1) 3RD NFC WEST.

COACH: NORM VAN BROCKLIN

| | | | | | |
|-------|-------|----|----|---|--------|
| 9/19 | SF | 20 | 17 | W | 56,990 |
| 9/26 | @ LA | 20 | 20 | T | 57,895 |
| 10/3 | @ DET | 38 | 41 | L | 54,418 |
| 10/10 | STL | 9 | 26 | L | 58,850 |
| 10/17 | LA | 16 | 24 | L | 58,850 |
| 10/24 | NO | 28 | 6 | W | 58,850 |
| 10/31 | @ CLE | 31 | 14 | W | 76,825 |
| 11/7 | @ CIN | 9 | 6 | W | 59,604 |
| 11/14 | NYG | 17 | 21 | L | 58,850 |
| 11/22 | GB | 28 | 21 | W | 58,850 |
| 11/28 | @ MIN | 7 | 24 | L | 49,784 |
| 12/5 | OAK | 24 | 13 | W | 58,850 |
| 12/12 | @ SF | 3 | 24 | L | 44,582 |
| 12/19 | @ NO | 24 | 20 | W | 75,954 |

1974 (3-11) 2ND NFC WEST.

COACH: NORM VAN BROCKLIN

| | | | | | |
|-------|-------|----|----|---|--------|
| 9/15 | DAL | 0 | 24 | L | 57,322 |
| 9/22 | SF | 10 | 16 | L | 47,686 |
| 9/29 | @ NO | 13 | 14 | L | 62,273 |
| 10/6 | @ NYG | 14 | 7 | W | 50,415 |
| 10/13 | CHI | 13 | 10 | W | 47,835 |
| 10/20 | NO | 3 | 13 | L | 47,127 |
| 10/28 | @ PIT | 17 | 24 | L | 48,094 |
| 11/3 | @ MIA | 7 | 42 | L | 64,399 |
| 11/10 | @ LA | 0 | 21 | L | 70,056 |
| 11/17 | BAL | 7 | 17 | L | 41,278 |
| 11/24 | @ SF | 0 | 27 | L | 45,435 |
| 12/1 | LA | 7 | 30 | L | 18,648 |
| 12/7 | @ MIN | 10 | 23 | L | 47,105 |
| 12/15 | GB | 10 | 3 | W | 10,020 |

YEAR-BY-YEAR RESULTS

1975 (4-10) 4ND NFC WEST.

COACH: MARION CAMPBELL

| | | | | | |
|-------|-------|----|---------|---|--------|
| 9/21 | @ STL | 20 | 23 | L | 42,172 |
| 9/28 | DET | 14 | 17 | L | 45,218 |
| 10/5 | NO | 14 | 7 | W | 29,444 |
| 10/12 | @ SF | 17 | 3 | W | 44,043 |
| 10/19 | @ LA | 7 | 22 | L | 64,843 |
| 10/26 | CIN | 14 | 21 | L | 45,811 |
| 11/2 | @ NO | 7 | 23 | L | 49,342 |
| 11/9 | @ MIN | 0 | 38 | L | 43,751 |
| 11/16 | LA | 7 | 16 | L | 44,595 |
| 11/23 | DEN | 35 | 21 | W | 28,686 |
| 11/30 | @ OAK | 34 | 37(OT)L | | 50,860 |
| 12/7 | WAS | 27 | 30 | L | 52,809 |
| 12/14 | SF | 31 | 9 | W | 38,501 |
| 12/21 | @ GB | 13 | 22 | L | 56,267 |

1976 (4-10) 4ND NFC WEST

COACH: MARION CAMPBELL

| | | | | | |
|-------|-------|----|----|---|--------|
| 9/12 | LA | 14 | 30 | L | 53,607 |
| 9/19 | @ DET | 10 | 24 | L | 50,840 |
| 9/26 | @ CHI | 10 | 0 | W | 41,029 |
| 10/3 | PHI | 13 | 14 | L | 45,535 |
| 10/10 | @ NO | 0 | 30 | L | 51,521 |
| 10/17 | CLE | 17 | 20 | L | 33,364 |
| 10/23 | @ SF | 0 | 15 | L | 50,240 |
| 10/31 | NO | 23 | 20 | W | 34,127 |
| 11/7 | @ SEA | 13 | 30 | L | 57,985 |
| 11/14 | SF | 21 | 16 | W | 20,058 |
| 11/21 | DAL | 17 | 10 | W | 54,992 |
| 11/28 | @ HOU | 14 | 20 | L | 25,838 |
| 12/4 | @ LA | 0 | 59 | L | 57,366 |
| 12/12 | GB | 20 | 24 | L | 23,436 |

1977 (7-7) 2ND NFC WEST

COACH: LEEMAN BENNETT

| | | | | | |
|-------|-------|----|----|---|--------|
| 9/18 | LA | 17 | 6 | W | 55,956 |
| 9/25 | @ WAS | 6 | 10 | L | 55,031 |
| 10/2 | NYG | 17 | 3 | W | 46,374 |
| 10/9 | @ SF | 7 | 0 | W | 38,009 |
| 10/16 | @ BUF | 0 | 3 | L | 27,348 |
| 10/23 | @ CHI | 16 | 10 | W | 49,407 |
| 10/30 | MIN | 7 | 14 | L | 59,257 |
| 11/6 | SF | 3 | 10 | L | 46,577 |
| 11/13 | DET | 17 | 6 | W | 47,451 |
| 11/20 | @ NO | 20 | 21 | L | 43,135 |
| 11/27 | @ TB | 17 | 0 | W | 43,592 |
| 12/4 | NE | 10 | 16 | L | 57,911 |
| 12/11 | @ LA | 7 | 23 | L | 52,574 |
| 12/18 | NO | 35 | 7 | W | 36,895 |

1978 (9-7) 2ND NFC WEST

COACH: LEEMAN BENNETT

| | | | | | |
|-------|-------|----|----|---|--------|
| 9/3 | HOU | 20 | 14 | W | 57,328 |
| 9/10 | @ LA | 0 | 10 | L | 46,201 |
| 9/17 | CLE | 16 | 24 | L | 56,648 |
| 9/24 | @ TB | 9 | 14 | L | 58,072 |
| 10/1 | NYG | 23 | 20 | W | 47,765 |
| 10/8 | @ PIT | 7 | 31 | L | 48,202 |
| 10/15 | DET | 14 | 0 | W | 51,172 |
| 10/22 | @ SF | 20 | 17 | W | 34,133 |
| 10/30 | LA | 15 | 7 | W | 57,250 |
| 11/5 | SF | 21 | 10 | W | 55,468 |
| 11/12 | @ NO | 20 | 17 | W | 70,323 |
| 11/19 | @ CHI | 7 | 13 | L | 46,022 |
| 11/26 | NO | 20 | 17 | W | 55,121 |
| 12/3 | @ CIN | 7 | 37 | L | 25,601 |
| 12/10 | WASH | 20 | 17 | W | 54,176 |
| 12/17 | @ STL | 21 | 42 | L | 40,022 |

POSTSEASON

NFC Wild Card Game

| | | | | | |
|-------|-----|----|----|---|--------|
| 12/24 | PHI | 14 | 13 | W | 49,447 |
|-------|-----|----|----|---|--------|

NFC Divisional Playoff Game

| | | | | | |
|-------|-------|----|----|---|--------|
| 12/31 | @ DAL | 20 | 27 | L | 60,338 |
|-------|-------|----|----|---|--------|

1980 (12-4) 1ST NFC WEST

COACH: LEEMAN BENNETT

| | | | | | |
|-------|-------|----|---------|---|--------|
| 9/7 | @ MIN | 23 | 24 | L | 44,773 |
| 9/14 | @ NE | 37 | 21 | W | 48,321 |
| 9/21 | MIA | 17 | 20 | L | 54,479 |
| 9/28 | @ SF | 20 | 17 | W | 56,518 |
| 10/5 | DET | 43 | 28 | W | 57,652 |
| 10/12 | NYJ | 7 | 14 | L | 57,458 |
| 10/19 | @ NO | 41 | 14 | W | 62,651 |
| 10/26 | LA | 13 | 10 | W | 57,401 |
| 11/2 | @ BUF | 30 | 14 | W | 57,959 |
| 11/9 | @ STL | 33 | 27(OT)W | | 48,662 |
| 11/16 | NO | 31 | 13 | W | 53,871 |
| 11/23 | CHI | 28 | 17 | W | 49,164 |
| 11/30 | WAS | 10 | 6 | W | 55,665 |
| 12/7 | @ PHI | 20 | 17 | W | 70,205 |
| 12/14 | SF | 35 | 10 | W | 55,767 |
| 12/21 | @ LA | 17 | 20(OT)L | | 62,469 |

POSTSEASON

NFC Wild Card Game

| | | | | | |
|-----|-----|----|----|---|--------|
| 1/4 | DAL | 27 | 30 | L | 60,022 |
|-----|-----|----|----|---|--------|

1979 (6-10) 3RD NFC WEST

COACH: LEEMAN BENNETT

| | | | | | |
|-------|-------|----|---------|---|--------|
| 9/2 | @ NO | 40 | 34(OT)W | | 70,940 |
| 9/10 | @ PHI | 14 | 10 | W | 55,935 |
| 9/16 | DEN | 17 | 20(OT)L | | 57,677 |
| 9/23 | @ DET | 23 | 24 | L | 56,249 |
| 9/30 | WAS | 7 | 16 | L | 56,819 |
| 10/7 | GB | 25 | 7 | W | 56,184 |
| 10/14 | @ OAK | 19 | 50 | L | 52,900 |
| 10/21 | @ SF | 15 | 20 | L | 33,952 |
| 10/29 | SEA | 28 | 31 | L | 52,566 |
| 11/4 | TB | 17 | 14 | W | 55,150 |
| 11/11 | @ NYG | 3 | 24 | L | 60,860 |
| 11/19 | @ LA | 14 | 20 | L | 54,097 |
| 11/25 | NO | 6 | 37 | L | 42,815 |
| 12/2 | @ SD | 28 | 26 | W | 50,198 |
| 12/9 | LA | 13 | 34 | L | 49,236 |
| 12/16 | SF | 31 | 21 | W | 37,211 |

1981 (7-9) 2ND NFC WEST

COACH: LEEMAN BENNETT

| | | | | | |
|-------|-------|----|---------|---|--------|
| 9/6 | NO | 27 | 0 | W | 57,406 |
| 9/13 | @ GB | 31 | 17 | W | 55,382 |
| 9/20 | SF | 34 | 17 | W | 56,653 |
| 9/27 | @ CLE | 17 | 28 | L | 78,283 |
| 10/5 | @ PHI | 13 | 16 | L | 71,488 |
| 10/11 | LA | 35 | 37 | L | 57,841 |
| 10/18 | STL | 41 | 20 | W | 51,428 |
| 10/25 | NYG | 24 | 27(OT)L | | 48,410 |
| 11/1 | @ NO | 41 | 10 | W | 63,637 |
| 11/8 | @ SF | 14 | 17 | L | 59,127 |
| 11/15 | PIT | 20 | 34 | L | 57,485 |
| 11/23 | MIN | 31 | 30 | W | 54,086 |
| 11/29 | @ HOU | 31 | 27 | W | 40,201 |
| 12/6 | @ TB | 23 | 24 | L | 69,221 |
| 12/14 | @ LA | 16 | 21 | L | 57,054 |
| 12/20 | CIN | 28 | 30 | L | 35,972 |

YEAR-BY-YEAR RESULTS

1981 (7-9) 2ND NFC WEST

COACH: LEEMAN BENNETT

| | | | | | |
|-------|-------|----|--------|---|--------|
| 9/6 | NO | 27 | 0 | W | 57,406 |
| 9/13 | @ GB | 31 | 17 | W | 55,382 |
| 9/20 | SF | 34 | 17 | W | 56,653 |
| 9/27 | @ CLE | 17 | 28 | L | 78,283 |
| 10/5 | @ PHI | 13 | 16 | L | 71,488 |
| 10/11 | LA | 35 | 37 | L | 57,841 |
| 10/18 | STL | 41 | 20 | W | 51,428 |
| 10/25 | NYG | 24 | 27(OT) | L | 48,410 |
| 11/1 | @ NO | 41 | 10 | W | 63,637 |
| 11/8 | @ SF | 14 | 17 | L | 59,127 |
| 11/15 | PIT | 20 | 34 | L | 57,485 |
| 11/23 | MIN | 31 | 30 | W | 54,086 |
| 11/29 | @ HOU | 31 | 27 | W | 40,201 |
| 12/6 | @ TB | 23 | 24 | L | 69,221 |
| 12/14 | @ LA | 16 | 21 | L | 57,054 |
| 12/20 | CIN | 28 | 30 | L | 35,972 |

1982 (5-4) 5RD NFC WEST*

COACH: LEEMAN BENNETT

| | | | | | |
|-------|---------|----|----|---|--------|
| 9/12 | @ NYG | 16 | 14 | W | 74,286 |
| 9/19 | LA Rai. | 14 | 38 | L | 54,774 |
| 11/21 | LA Ram. | 34 | 17 | W | 39,686 |
| 11/28 | STL | 20 | 23 | L | 33,411 |
| 12/5 | @ DEN | 34 | 17 | W | 75,103 |
| 12/12 | NO | 35 | 0 | W | 39,535 |
| 12/19 | @ SF | 17 | 7 | W | 53,234 |
| 12/26 | GB | 7 | 38 | L | 50,245 |
| 1/2 | @ NO | 6 | 35 | L | 47,336 |

POSTSEASON

NFC Divisional Playoffs

| | | | | | |
|-----|-------|----|----|---|--------|
| 1/9 | @ MIN | 24 | 30 | L | 60,560 |
|-----|-------|----|----|---|--------|

Seven games cancelled due to strike.

1983 (7-9) 4TH NFC WEST

COACH: DAN HENNING

| | | | | | |
|-------|-----------|----|--------|--------|--------|
| 9/4 | @ CHI | 20 | 17 | W | 60,165 |
| 9/11 | NYG | 13 | 16(OT) | L | 52,850 |
| 9/18 | @ DET | 30 | 14 | W | 54,622 |
| 9/25 | @ SF | 20 | 24 | L | 57,814 |
| 10/2 | PHI | 24 | 28 | L | 50,621 |
| 10/9 | NO | 17 | 19 | L | 51,654 |
| 10/16 | @ LA Ram. | 21 | 27 | L | 50,404 |
| 10/23 | @ NYJ | 27 | 21 | W | 46,878 |
| 10/30 | NE24 | 13 | W | 47,546 | |
| 11/6 | @ NO | 10 | 27 | L | 67,062 |
| 11/14 | LA Ram. | 13 | 36 | L | 31,203 |
| 11/20 | SF | 28 | 24 | W | 32,782 |
| 11/27 | GB | 47 | 41(OT) | W | 35,688 |
| 12/4 | @ WAS | 21 | 37 | L | 52,074 |
| 12/10 | @ MIA | 24 | 31 | L | 56,725 |
| 12/18 | BUF | 31 | 14 | W | 31,01 |

1984 (4-12) 4TH NFC WEST

COACH: DAN HENNING

| | | | | | |
|-------|-------|----|--------|---|--------|
| 9/2 | @ NO | 36 | 28 | W | 66,652 |
| 9/9 | DET | 24 | 27(OT) | L | 49,878 |
| 9/16 | @ MIN | 20 | 27 | L | 53,955 |
| 9/23 | HOU | 42 | 10 | W | 45,248 |
| 9/30 | @ SF | 5 | 14 | L | 57,990 |
| 10/7 | @ LA | 30 | 28 | W | 47,832 |
| 10/14 | NYG | 7 | 19 | L | 50,268 |
| 10/22 | LA | 10 | 24 | L | 52,861 |
| 10/28 | @ PIT | 10 | 35 | L | 55,971 |
| 11/5 | @ WAS | 14 | 27 | L | 51,301 |
| 11/11 | NO | 13 | 17 | L | 40,590 |
| 11/18 | CLE | 7 | 23 | L | 28,280 |
| 11/25 | @ CIN | 14 | 35 | L | 44,678 |
| 12/2 | SF | 7 | 35 | L | 29,644 |
| 12/9 | @ TB | 6 | 23 | L | 33,808 |
| 12/16 | PHI | 26 | 10 | W | 15,582 |

1985 (4-12) 4TH NFC WEST

COACH: DAN HENNING

| | | | | | |
|-------|-----------|----|--------|---|--------|
| 9/8 | DET | 27 | 28 | L | 37,785 |
| 9/15 | @ SF | 16 | 35 | L | 58,923 |
| 9/22 | DEN | 28 | 44 | L | 37,903 |
| 9/29 | @ LA Ram. | 6 | 17 | L | 49,870 |
| 10/6 | SF | 17 | 38 | L | 44,740 |
| 10/13 | @ SEA | 26 | 30 | L | 60,430 |
| 10/20 | NO | 31 | 24 | W | 44,784 |
| 10/27 | @ DAL | 10 | 24 | L | 57,941 |
| 11/3 | WAS | 10 | 44 | L | 42,209 |
| 11/10 | @ PHI | 17 | 23(OT) | L | 63,694 |
| 11/17 | LA Ram. | 30 | 14 | W | 29,960 |
| 11/24 | @ CHI | 0 | 36 | L | 65,790 |
| 12/1 | LA Rai. | 24 | 34 | L | 20,585 |
| 12/8 | @ KC | 10 | 38 | L | 18,199 |
| 12/15 | MIN | 14 | 13 | W | 14,167 |
| 12/22 | @ NO | 16 | 10 | W | 37,717 |

1986 (7-8-1) 3RD NFC WEST

COACH: DAN HENNING

| | | | | | |
|-------|-----------|----|--------|---|--------|
| 9/7 | @ NO | 31 | 10 | W | 67,950 |
| 9/14 | STL | 33 | 13 | W | 46,463 |
| 9/21 | @ DAL | 37 | 35 | W | 62,880 |
| 9/28 | @ TB | 23 | 20(OT) | W | 38,950 |
| 10/5 | PHI | 0 | 16 | L | 57,104 |
| 10/12 | LA Ram. | 26 | 14 | W | 51,662 |
| 10/19 | SF | 10 | 10(OT) | T | 55,306 |
| 10/26 | @ LA Ram. | 7 | 14 | L | 56,993 |
| 11/2 | @ NE | 17 | 25 | L | 60,597 |
| 11/9 | NYJ | 14 | 28 | L | 53,476 |
| 11/16 | CHI | 10 | 13 | L | 55,520 |
| 11/23 | @ SF | 0 | 20 | L | 58,747 |
| 11/30 | @ MIA | 20 | 14 | W | 53,762 |
| 12/7 | IND | 23 | 28 | L | 30,397 |
| 12/14 | NO | 9 | 14 | L | 39,994 |
| 12/21 | @ DET | 20 | 6 | W | 35,255 |

1987 (3-12) 4TH NFC WEST

COACH: MARION CAMPBELL

| | | | | | |
|-------|-----------|-----------------------|----|---|--------|
| 9/13 | @ TB | 10 | 48 | L | 51,250 |
| 9/20 | WAS | 21 | 20 | W | 50,882 |
| 9/27 | @ NO | (Cancelled by strike) | | | |
| 10/4 | PIT | 12 | 28 | L | 16,667 |
| 10/11 | SF | 17 | 25 | L | 8,684 |
| 10/18 | LA Ram. | 24 | 20 | W | 15,813 |
| 10/25 | @ HOU | 33 | 37 | L | 29,062 |
| 11/1 | NO | 0 | 38 | L | 42,196 |
| 11/8 | @ CLE | 3 | 38 | L | 71,135 |
| 11/15 | CIN | 10 | 16 | L | 25,758 |
| 11/22 | @ MIN | 13 | 24 | L | 53,866 |
| 11/29 | STL | 21 | 34 | L | 15,909 |
| 12/6 | @ DAL | 21 | 10 | W | 40,103 |
| 12/13 | @ LA Ram. | 0 | 33 | L | 43,310 |
| 12/20 | @ SF | 7 | 35 | L | 54,698 |
| 12/27 | DET | 13 | 30 | L | 13,906 |

1988 (5-11) 4TH NFC WEST

COACH: MARION CAMPBELL

| | | | | | |
|-------|-----------|----|----|---|--------|
| 9/4 | @ DET | 17 | 31 | L | 31,075 |
| 9/11 | NO | 21 | 29 | L | 48,901 |
| 9/18 | @ SF | 34 | 17 | W | 60,168 |
| 9/25 | @ DAL | 20 | 26 | L | 39,702 |
| 10/2 | SEA | 20 | 31 | L | 28,619 |
| 10/9 | LA Ram. | 0 | 33 | L | 30,852 |
| 10/16 | @ DEN | 14 | 30 | L | 75,287 |
| 10/23 | NYG | 16 | 23 | L | 45,092 |
| 10/30 | @ PHI | 27 | 24 | W | 60,091 |
| 11/6 | GB | 20 | 0 | W | 29,952 |
| 11/13 | SD | 7 | 10 | L | 26,329 |
| 11/20 | @ LA Rai. | 12 | 6 | W | 40,967 |
| 11/27 | TB | 17 | 10 | W | 14,020 |
| 12/4 | SF | 3 | 13 | L | 44,048 |
| 12/11 | @ LA Ram. | 7 | 22 | L | 42,828 |
| 12/18 | @ NO | 9 | 10 | L | 60,566 |

1989 (3-13) 4TH NFC WEST

COACH: MARION CAMPBELL

| | | | | | |
|-------|-----------|----|----|---|--------|
| 9/10 | LA Ram. | 21 | 31 | L | 38,708 |
| 9/17 | DAL | 27 | 21 | W | 55,285 |
| 9/24 | @ IND | 9 | 13 | L | 57,816 |
| 10/1 | @ GB Mil | 21 | 23 | L | 54,647 |
| 10/8 | @ LA Ram. | 14 | 26 | L | 52,182 |
| 10/15 | NE | 16 | 15 | W | 39,697 |
| 10/22 | @ PHO | 20 | 34 | L | 33,894 |
| 10/29 | @ NO | 13 | 20 | L | 65,153 |
| 11/5 | BUF | 30 | 28 | W | 45,267 |
| 11/12 | @ SF | 3 | 45 | L | 59,914 |
| 11/19 | NO | 17 | 26 | L | 53,173 |
| 11/26 | @ NYJ | 7 | 27 | L | 40,429 |
| 12/3 | SF | 10 | 23 | L | 43,128 |
| 12/10 | @ MIN | 17 | 43 | L | 58,116 |
| 12/17 | WASH | 30 | 31 | L | 37,501 |
| 12/24 | DET | 24 | 31 | L | 7,792 |

YEAR-BY-YEAR RESULTS

1990 (5-11) 4TH NFC WEST

COACH: JERRY GLANVILLE

| | | | | | |
|-------|-----------|----|----|---|--------|
| 9/9 | HOU | 47 | 27 | W | 56,222 |
| 9/16 | @ DET | 14 | 21 | L | 48,961 |
| 9/23 | @ SF | 13 | 19 | L | 62,858 |
| 10/7 | NO | 28 | 27 | W | 57,401 |
| 10/14 | SF | 35 | 45 | L | 57,921 |
| 10/21 | @ LA Ram. | 24 | 44 | L | 54,761 |
| 10/28 | CIN | 38 | 17 | W | 53,214 |
| 11/4 | @ PIT | 9 | 21 | L | 57,09 |
| 11/11 | @ CHI | 24 | 30 | L | 62,855 |
| 11/18 | PHI | 23 | 24 | L | 53,755 |
| 11/25 | @ NO | 7 | 10 | L | 68,629 |
| 12/2 | @ TB | 17 | 23 | L | 42,839 |
| 12/9 | PHO | 13 | 24 | L | 36,222 |
| 12/16 | @ CLE | 10 | 13 | L | 46,536 |
| 12/23 | LA Ram. | 20 | 13 | W | 30,021 |
| 12/30 | DAL | 26 | 7 | W | 50,097 |

1991 (5-4) 5RD NFC WEST*

COACH: JERRY GLANVILLE

| | | | | | |
|-------|-----------|----|---------|---|--------|
| 9/1 | @ KC | 3 | 14 | L | 74,246 |
| 9/8 | MIN | 19 | 20 | L | 50,936 |
| 9/15 | @ SD | 13 | 10 | W | 44,804 |
| 9/22 | LA Rai. | 21 | 17 | W | 53,615 |
| 9/29 | NO | 6 | 27 | L | 56,556 |
| 10/13 | @ SF | 39 | 34 | W | 57,343 |
| 10/20 | @ PHO | 10 | 16 | L | 24,124 |
| 10/27 | LA Ram. | 31 | 14 | W | 50,187 |
| 11/3 | SF | 17 | 14 | W | 51,259 |
| 11/10 | @ WAS | 17 | 56 | L | 52,641 |
| 11/17 | TB | 43 | 7 | W | 41,274 |
| 11/24 | @ NO | 23 | 20(OT)W | | 68,591 |
| 12/1 | GB | 35 | 31 | W | 43,270 |
| 12/8 | @ LA Ram. | 31 | 14 | W | 35,315 |
| 12/15 | SEA | 26 | 13 | W | 55,834 |
| 12/22 | @ DAL | 27 | 31 | L | 60,962 |

POSTSEASON

| | | | | | |
|------------------------------------|-------|----|----|---|--------|
| NFC Wild Card Game | | | | | |
| 12/29 | @ NO | 27 | 20 | W | 68,794 |
| NFC Divisional Playoff Game | | | | | |
| 1/4/92 | @ WAS | 7 | 24 | L | 55,181 |

1992 (6-10) 3RD NFC WEST

COACH: JERRY GLANVILLE

| | | | | | |
|-------|-----------|----|----|---|--------|
| 9/6 | NYJ | 20 | 17 | W | 65,585 |
| 9/13 | @ WAS | 17 | 24 | L | 54,343 |
| 9/20 | NO | 7 | 10 | L | 67,328 |
| 9/27 | @ CHI | 31 | 41 | L | 63,528 |
| 10/4 | GB | 24 | 10 | W | 63,769 |
| 10/11 | @ MIA | 17 | 21 | L | 68,633 |
| 10/18 | @ SF | 17 | 56 | L | 63,302 |
| 11/1 | LA Ram. | 30 | 28 | W | 62,168 |
| 11/9 | SF | 3 | 41 | L | 67,404 |
| 11/15 | PHO | 20 | 17 | W | 58,477 |
| 11/22 | @ BUF | 14 | 41 | L | 80,004 |
| 11/29 | NE | 34 | 0 | W | 54,494 |
| 12/3 | @ NO | 14 | 22 | L | 68,591 |
| 12/13 | @ TB | 35 | 7 | W | 39,056 |
| 12/21 | DAL | 17 | 41 | L | 67,036 |
| 12/27 | @ LA Ram. | 27 | 38 | L | 37,706 |

1993 (6-10) 3RD NFC WEST

COACH: JERRY GLANVILLE

| | | | | | |
|-------|-----------|----|----|---|--------|
| 9/5 | @ DET | 13 | 30 | L | 56,216 |
| 9/12 | NO | 31 | 34 | L | 64,287 |
| 9/19 | @ SF | 30 | 37 | L | 63,032 |
| 9/27 | PIT | 17 | 45 | L | 65,477 |
| 10/3 | @ CHI | 0 | 6 | L | 57,441 |
| 10/14 | LA Ram. | 30 | 24 | W | 45,231 |
| 10/24 | @ NO | 26 | 15 | W | 69,043 |
| 10/31 | TB | 24 | 31 | L | 50,647 |
| 11/14 | @ LA Ram. | 13 | 0 | W | 37,073 |
| 11/21 | DAL | 27 | 14 | W | 67,337 |
| 11/28 | CLE | 17 | 14 | W | 54,510 |
| 12/05 | @ HOU | 17 | 33 | L | 58,186 |
| 12/11 | SF | 27 | 24 | W | 64,688 |
| 12/19 | @ WAS | 17 | 30 | L | 50,192 |
| 12/26 | @ CIN | 17 | 21 | L | 27,014 |
| 1/2 | PHO | 10 | 27 | L | 44,360 |

1994 (7-9) 3RD NFC WEST

COACH: JUNE JONES

| | | | | | |
|-------|-----------|----|---------|---|--------|
| 9/4 | @ DET | 28 | 31(OT)L | | 60,740 |
| 9/11 | LA Ram. | 31 | 13 | W | 55,378 |
| 9/18 | KC | 10 | 30 | L | 67,357 |
| 9/25 | @ WAS | 27 | 20 | W | 53,238 |
| 10/2 | @ LA Ram. | 8 | 5 | W | 34,599 |
| 10/9 | TB | 34 | 13 | W | 52,633 |
| 10/16 | SF | 3 | 42 | L | 67,298 |
| 10/23 | @ LA Rai. | 17 | 30 | L | 42,192 |
| 11/6 | SD | 10 | 9 | W | 59,217 |
| 11/13 | @ NO | 32 | 33 | L | 60,313 |
| 11/20 | @ DEN | 28 | 32 | L | 70,594 |
| 11/27 | PHI | 28 | 21 | W | 60,008 |
| 12/4 | @ SF | 14 | 50 | L | 60,549 |
| 12/11 | NO | 20 | 29 | L | 61,307 |
| 12/21 | @ GB Mil | 17 | 21 | L | 54,885 |
| 12/27 | AZ | 10 | 6 | W | 35,311 |

1995 (9-7) 2ND NFC WEST

COACH: JUNE JONES

| | | | | | |
|-------|-------|----|---------|---|--------|
| 9/4 | CAR | 23 | 20(OT)W | | 58,808 |
| 9/10 | @ SF | 10 | 41 | L | 63,627 |
| 9/17 | @ NO | 27 | 24(OT)W | | 57,442 |
| 9/24 | NYJ | 13 | 3 | W | 40,778 |
| 10/1 | NE | 30 | 17 | W | 47,114 |
| 10/12 | @ STL | 19 | 21 | L | 59,700 |
| 10/22 | @ TB | 24 | 21 | W | 66,135 |
| 10/29 | DAL | 13 | 28 | L | 70,089 |
| 11/5 | DET | 34 | 22 | W | 49,619 |
| 11/12 | @ BUF | 17 | 23 | L | 62,690 |
| 11/19 | STL | 31 | 6 | W | 46,309 |
| 11/26 | @ AZ | 37 | 40(OT)L | | 35,147 |
| 12/3 | @ MIA | 20 | 21 | L | 63,395 |
| 12/10 | NO | 19 | 14 | W | 54,603 |
| 12/17 | @ CAR | 17 | 21 | L | 53,833 |
| 12/24 | SF | 28 | 27 | W | 51,785 |

POSTSEASON

| | | | | | |
|----------------------|------|----|----|---|--------|
| NFC Wild Card | | | | | |
| 12/31 | @ GB | 20 | 37 | L | 60,453 |

1996 (3-13) 4TH NFC WEST

COACH: JUNE JONES

| | | | | | |
|-------|-------|----|----|---|--------|
| 9/1 | @ CAR | 6 | 29 | L | 69,522 |
| 9/8 | MIN | 17 | 23 | L | 42,688 |
| 9/22 | PHI | 18 | 33 | L | 40,107 |
| 9/29 | @ SF | 17 | 39 | L | 62,995 |
| 10/6 | @ DET | 24 | 28 | L | 58,666 |
| 10/13 | HOU | 13 | 23 | L | 35,401 |
| 10/20 | @ DAL | 28 | 32 | L | 64,091 |
| 10/27 | PIT | 17 | 20 | L | 58,760 |
| 11/3 | CAR | 20 | 17 | W | 42,726 |
| 11/10 | @ STL | 16 | 59 | L | 58,776 |
| 11/17 | NO | 17 | 15 | W | 43,119 |
| 11/24 | @ CIN | 31 | 41 | L | 44,868 |
| 12/2 | SF | 10 | 34 | L | 46,318 |
| 12/8 | @ NO | 31 | 15 | W | 32,923 |
| 12/15 | STL | 27 | 34 | L | 26,519 |
| 12/22 | @ JAC | 17 | 19 | L | 71,449 |

YEAR-BY-YEAR RESULTS

1997 (7-9) 3RD NFC WEST

COACH: DAN REEVES

| | | | | | |
|-------|-------|----|----|---|--------|
| 8/31 | @ DET | 17 | 28 | L | 61,244 |
| 9/7 | CAR | 6 | 9 | L | 51,829 |
| 9/14 | OAK | 31 | 36 | L | 47,922 |
| 9/21 | @ SF | 7 | 34 | L | 60,404 |
| 9/28 | DEN | 21 | 29 | L | 48,211 |
| 10/12 | @ NO | 23 | 17 | W | 65,619 |
| 10/19 | SF | 28 | 35 | L | 53,378 |
| 10/26 | @ CAR | 12 | 21 | L | 54,675 |
| 11/2 | STL | 34 | 31 | W | 36,583 |
| 11/9 | TB | 10 | 31 | L | 46,018 |
| 11/16 | @ STL | 27 | 21 | W | 64,299 |
| 11/23 | NO | 20 | 3 | W | 48,620 |
| 11/30 | @ SEA | 24 | 17 | W | 52,584 |
| 12/7 | @ SD | 14 | 3 | W | 46,317 |
| 12/14 | PHI | 20 | 17 | W | 42,866 |
| 12/21 | @ ARZ | 26 | 29 | L | 32,003 |

1998 (14-2) 1ST NFC WEST

COACH: DAN REEVES

| | | | | | |
|-------|-------|----|----|---|--------|
| 9/6 | @ CAR | 19 | 14 | W | 65,129 |
| 9/13 | PHI | 17 | 12 | W | 46,456 |
| 9/27 | @ SF | 20 | 31 | L | 62,296 |
| 10/4 | CAR | 51 | 23 | W | 50,724 |
| 10/11 | @ NYG | 34 | 20 | W | 71,173 |
| 10/18 | NO | 31 | 23 | W | 60,774 |
| 10/25 | @ NYJ | 3 | 28 | L | 71,573 |
| 11/1 | STL | 37 | 15 | W | 37,996 |
| 11/8 | @ NE | 41 | 10 | W | 59,790 |
| 11/15 | SF | 31 | 19 | W | 69,828 |
| 11/22 | CHI | 20 | 13 | W | 60,804 |
| 11/29 | @ STL | 21 | 10 | W | 47,971 |
| 12/6 | IND | 28 | 21 | W | 61,141 |
| 12/13 | @ NO | 27 | 17 | W | 61,678 |
| 12/20 | @ DET | 24 | 17 | W | 67,143 |
| 12/27 | MIA | 38 | 16 | W | 69,754 |

POSTSEASON

Divisional Playoff Game

| | | | | | |
|-----|----|----|----|---|--------|
| 1/9 | SF | 20 | 18 | W | 70,262 |
|-----|----|----|----|---|--------|

NFC Championship Game

| | | | | | |
|------|-------|----|--------|---|--------|
| 1/17 | @ MIN | 30 | 27(OT) | W | 64,060 |
|------|-------|----|--------|---|--------|

SUPER BOWL XXXIII

| | | | | | |
|------|--------|----|----|---|--------|
| 1/31 | vs DEN | 19 | 34 | L | 74,803 |
|------|--------|----|----|---|--------|

1999 (5-11) 3RD NFC WEST

COACH: DAN REEVES

| | | | | | |
|-------|-------|----|--------|---|--------|
| 9/12 | MIN | 14 | 17 | L | 69,555 |
| 9/20 | @ DAL | 7 | 24 | L | 63,663 |
| 9/26 | @ STL | 7 | 35 | L | 63,253 |
| 10/3 | BAL | 13 | 19(OT) | L | 50,712 |
| 10/10 | @ NO | 20 | 17 | W | 57,289 |
| 10/17 | STL | 13 | 41 | L | 51,973 |
| 10/25 | @ PIT | 9 | 13 | L | 58,141 |
| 10/31 | CAR | 27 | 20 | W | 52,594 |
| 11/7 | JAC | 7 | 30 | L | 68,466 |
| 11/21 | @ TB | 10 | 19 | L | 65,158 |
| 11/28 | @ CAR | 28 | 34 | L | 55,507 |
| 12/5 | NO | 35 | 12 | W | 62,568 |
| 12/12 | @ SF | 7 | 26 | L | 67,465 |
| 12/19 | @ TEN | 17 | 30 | L | 66,196 |
| 12/26 | ARZ | 37 | 14 | W | 47,074 |
| 1/3 | SF | 34 | 29 | W | 57,980 |

2000 (4-12) 5TH NFC WEST

COACH: DAN REEVES

| | | | | | |
|-------|-------|----|----|---|--------|
| 9/3 | SF | 36 | 28 | W | 54,626 |
| 9/10 | @ DEN | 14 | 42 | L | 75,466 |
| 9/17 | @ CAR | 15 | 10 | W | 73,025 |
| 9/24 | STL | 20 | 41 | L | 58,761 |
| 10/1 | @ PHI | 10 | 38 | L | 65,424 |
| 10/8 | NYG | 6 | 13 | L | 50,947 |
| 10/15 | @ STL | 29 | 45 | L | 66,019 |
| 10/22 | NO | 19 | 21 | L | 56,508 |
| 10/29 | CAR | 13 | 12 | W | 46,178 |
| 11/5 | TB | 14 | 27 | L | 70,097 |
| 11/12 | @ DET | 10 | 13 | L | 74,309 |
| 11/19 | @ SF | 6 | 16 | L | 67,447 |
| 11/26 | @ OAK | 14 | 41 | L | 55,175 |
| 12/3 | SEA | 10 | 30 | L | 44,680 |
| 12/17 | @ NO | 7 | 23 | L | 64,900 |
| 12/24 | KC | 29 | 13 | W | 41,017 |

2001 (7-9) 4TH NFC SOUTH

COACH: DAN REEVES

| | | | | | |
|-------|-------|----|--------|---|--------|
| 9/9 | @ SF | 13 | 16(OT) | L | 65,989 |
| 9/23 | CAR | 24 | 16 | W | 49,312 |
| 9/30 | @ ARZ | 34 | 14 | W | 28,878 |
| 10/7 | CHI | 3 | 31 | L | 47,640 |
| 10/14 | SF | 31 | 37(OT) | L | 65,424 |
| 10/21 | @ NO | 20 | 13 | W | 70,020 |
| 11/4 | NE | 10 | 24 | L | 45,572 |
| 11/11 | DAL | 20 | 13 | W | 70,452 |
| 11/18 | @ GB | 23 | 20 | W | 59,849 |
| 11/25 | @ CAR | 10 | 7 | W | 72,234 |
| 12/2 | STL | 6 | 35 | L | 60,787 |
| 12/9 | NO | 10 | 28 | L | 68,826 |
| 12/16 | @ IND | 27 | 41 | L | 55,603 |
| 12/23 | BUF | 33 | 30 | W | 43,320 |
| 12/30 | @ MIA | 14 | 21 | L | 73,619 |
| 1/6 | @ STL | 13 | 31 | L | 66,033 |

2002 (9-6-1) 2ND NFC SOUTH

COACH: DAN REEVES

| | | | | | |
|-------|-------|----|--------|---|--------|
| 9/8 | @ GB | 34 | 37(OT) | L | 63,127 |
| 9/15 | CHI | 13 | 14 | L | 68,081 |
| 9/22 | CIN | 30 | 3 | W | 68,129 |
| 10/6 | TB | 6 | 20 | L | 68,936 |
| 10/13 | @ NYG | 17 | 10 | W | 78,728 |
| 10/20 | CAR | 30 | 0 | W | 68,056 |
| 10/27 | @ NO | 37 | 35 | W | 67,883 |
| 11/3 | BAL | 20 | 17 | W | 68,532 |
| 11/10 | @ PIT | 34 | 34(OT) | T | 62,779 |
| 11/17 | NO | 24 | 17 | W | 70,382 |
| 11/24 | @ CAR | 41 | 0 | W | 72,533 |
| 12/1 | @ MIN | 30 | 24(OT) | W | 63,947 |
| 12/8 | @ TB | 10 | 34 | L | 65,648 |
| 12/15 | SEA | 24 | 30(OT) | L | 69,551 |
| 12/22 | DET | 36 | 15 | W | 69,307 |
| 12/29 | @ CLE | 16 | 24 | L | 73,528 |

POSTSEASON

NFC Wild Card Game

| | | | | | |
|-----|-------|----|---|---|--------|
| 1/4 | at GB | 27 | 7 | W | 65,358 |
|-----|-------|----|---|---|--------|

NFC Divisional Playoff Game

| | | | | | |
|------|--------|---|----|---|--------|
| 1/11 | at PHI | 6 | 20 | L | 66,452 |
|------|--------|---|----|---|--------|

2003 (5-11) 4TH NFC SOUTH

COACH: REEVES (3-10), PHILIPS (2-1)

| | | | | | |
|-------|-------|----|--------|---|--------|
| 9/7 | @ DAL | 27 | 13 | W | 64,104 |
| 9/14 | WAS | 31 | 33 | L | 70,241 |
| 9/21 | TB | 10 | 31 | L | 70,871 |
| 9/28 | @ CAR | 3 | 23 | L | 72,765 |
| 10/5 | MIN | 26 | 39 | L | 70,427 |
| 10/13 | @ STL | 0 | 36 | L | 66,075 |
| 10/19 | NO | 17 | 45 | L | 70,837 |
| 11/2 | PHI | 16 | 23 | L | 70,064 |
| 11/9 | @ NYG | 27 | 7 | W | 78,813 |
| 11/16 | @ NO | 20 | 23(OT) | L | 68,432 |
| 11/23 | TEN | 31 | 38 | L | 70,891 |
| 11/30 | @ HOU | 13 | 17 | L | 70,388 |
| 12/7 | CAR | 20 | 14(OT) | W | 70,079 |
| 12/14 | @ IND | 7 | 38 | L | 57,103 |
| 12/21 | @ TB | 30 | 28 | W | 65,572 |
| 12/28 | JAC | 21 | 14 | W | 70,266 |

YEAR-BY-YEAR RESULTS

2004 (11-5) 1ST NFC SOUTH

COACH: JIM MORA

| | | | | | |
|-------|-------|----|---------|--------|--------|
| 9/12 | @ SF | 21 | 19 | W | 65,584 |
| 9/19 | STL | 34 | 17 | W | 70,882 |
| 9/26 | ARZ | 6 | 3 | W | 70,534 |
| 10/3 | @ CAR | 27 | 10 | W | 73,461 |
| 10/10 | DET | 10 | 17 | L | 70,434 |
| 10/17 | SD21 | 20 | W | 70,187 | |
| 10/24 | @ KC | 10 | 56 | L | 78,260 |
| 10/31 | @ DEN | 41 | 28 | W | 75,083 |
| 11/14 | TB | 24 | 14 | W | 70,810 |
| 11/21 | @ NYG | 14 | 10 | W | 78,793 |
| 11/28 | NO | 24 | 21 | W | 70,521 |
| 12/5 | @ TB | 0 | 27 | L | 65,556 |
| 12/12 | OAK | 35 | 10 | W | 70,616 |
| 12/18 | CAR | 34 | 31(OT)W | 70,845 | |
| 12/26 | @ NO | 13 | 26 | L | 64,900 |
| 1/2 | @ SEA | 26 | 28 | L | 66,740 |

POSTSEASON

NFC Divisional Playoff Game

| | | | | | |
|------|-----|----|----|---|--------|
| 1/15 | STL | 47 | 17 | W | 70,709 |
|------|-----|----|----|---|--------|

NFC Championship Game

| | | | | | |
|------|-------|----|----|---|--------|
| 1/23 | @ PHI | 10 | 27 | L | 67,717 |
|------|-------|----|----|---|--------|

2006 (7-9) 3RD NFC SOUTH

COACH: JIM MORA

| | | | | | |
|-------|-------|----|----|---|--------|
| 9/10 | @ CAR | 20 | 6 | W | 73,522 |
| 9/17 | TB | 14 | 3 | W | 70,828 |
| 9/25 | @ NO | 3 | 23 | L | 70,003 |
| 10/1 | ARZ | 32 | 10 | W | 68,981 |
| 10/15 | NYG | 14 | 27 | L | 70,840 |
| 10/22 | PIT | 41 | 38 | W | 71,151 |
| 10/29 | @ CIN | 29 | 27 | W | 65,978 |
| 11/5 | @ DET | 14 | 30 | L | 60,987 |
| 11/12 | CLE | 13 | 17 | L | 70,793 |
| 11/19 | @ BAL | 10 | 24 | L | 70,790 |
| 11/26 | NO | 13 | 31 | L | 70,933 |
| 12/3 | @ WAS | 24 | 14 | W | 86,436 |
| 12/10 | @ TB | 17 | 6 | W | 65,691 |
| 12/16 | DAL | 28 | 38 | L | 71,102 |
| 12/24 | CAR | 3 | 10 | L | 68,834 |
| 12/31 | @ PHI | 17 | 24 | L | 69,341 |

2008 (11-5) 2ND NFC SOUTH

COACH: MIKE SMITH

| | | | | | |
|-------|-------|----|---------|--------|--------|
| 9/7 | DET | 34 | 21 | W | 62,310 |
| 9/14 | @ TB | 9 | 24 | L | 63,611 |
| 9/21 | KC38 | 14 | W | 62,434 | |
| 9/28 | @ CAR | 9 | 24 | L | 72,688 |
| 10/5 | @ GB | 27 | 24 | W | 70,610 |
| 10/12 | CHI | 22 | 20 | W | 64,096 |
| 10/26 | @ PHI | 14 | 27 | L | 69,144 |
| 11/2 | @ OAK | 24 | 0 | W | 61,196 |
| 11/9 | NO | 34 | 20 | W | 64,826 |
| 11/16 | DEN | 20 | 24 | L | 64,358 |
| 11/23 | CAR | 45 | 28 | W | 64,841 |
| 11/30 | @ SD | 22 | 16 | W | 67,200 |
| 12/7 | @ NO | 25 | 29 | L | 70,011 |
| 12/14 | TB | 13 | 10(OT)W | 65,045 | |
| 12/21 | @ MIN | 24 | 17 | W | 62,889 |
| 12/28 | STL | 31 | 27 | W | 64,617 |

POSTSEASON

NFC Wild Card

| | | | | | |
|-----|-------|----|----|---|--------|
| 1/3 | @ ARZ | 24 | 30 | L | 62,848 |
|-----|-------|----|----|---|--------|

2005 (8-8) 3RD NFC SOUTH

COACH: JIM MORA

| | | | | | |
|-------|-------|----|---------|--------|--------|
| 9/12 | PHI | 14 | 10 | W | 70,806 |
| 9/18 | @ SEA | 18 | 21 | L | 66,030 |
| 9/25 | @ BUF | 24 | 21 | W | 72,032 |
| 10/2 | MIN | 30 | 10 | W | 69,552 |
| 10/9 | NE | 28 | 31 | L | 71,079 |
| 10/16 | @ NO | 34 | 31 | W | 65,562 |
| 10/24 | NYJ | 27 | 14 | W | 70,995 |
| 11/6 | @ MIA | 17 | 10 | W | 72,187 |
| 11/13 | GB | 25 | 33 | L | 71,001 |
| 11/20 | TB | 27 | 30 | L | 70,794 |
| 11/24 | @ DET | 27 | 7 | W | 62,390 |
| 12/4 | @ CAR | 6 | 24 | L | 73,661 |
| 12/12 | NO | 36 | 17 | W | 70,083 |
| 12/18 | @ CHI | 3 | 16 | L | 62,170 |
| 12/25 | @ TB | 24 | 27(OT)L | 65,482 | |
| 1/1 | CAR | 11 | 44 | L | 70,796 |

2007 (4-12) 4TH NFC SOUTH

COACH: PETRINO (3-10), THOMAS (1-2)

| | | | | | |
|-------|-------|----|---------|--------|--------|
| 9/9 | @ MIN | 3 | 24 | L | 62,815 |
| 9/16 | @ JAC | 7 | 13 | L | 61,821 |
| 9/23 | CAR | 20 | 27 | L | 68,175 |
| 9/30 | HOU | 26 | 16 | W | 69,312 |
| 10/7 | @ TEN | 10 | 13 | L | 69,143 |
| 10/15 | NYG | 10 | 31 | L | 69,828 |
| 10/21 | @ NO | 16 | 22 | L | 69,994 |
| 11/4 | SF | 20 | 16 | W | 66,049 |
| 11/11 | @ CAR | 20 | 13 | W | 73,340 |
| 11/18 | TB | 7 | 31 | L | 69,480 |
| 11/22 | IND | 13 | 31 | L | 69,845 |
| 12/2 | @ STL | 16 | 28 | L | 52,051 |
| 12/10 | NO | 14 | 34 | L | 69,553 |
| 12/16 | @ TB | 3 | 37 | L | 65,133 |
| 12/23 | @ ARZ | 27 | 30(OT)L | 64,159 | |
| 12/30 | SEA | 44 | 41 | W | 64,925 |

2009 (9-7) 2ND NFC SOUTH

COACH: MIKE SMITH

| | | | | | |
|-------|-------|----|---------|--------|--------|
| 9/13 | MIA | 19 | 7 | W | 67,606 |
| 9/20 | CAR | 28 | 20 | W | 67,313 |
| 9/27 | @ NE | 10 | 26 | L | 68,756 |
| 10/11 | @ SF | 45 | 10 | W | 69,732 |
| 10/18 | CHI | 21 | 14 | W | 68,082 |
| 10/25 | @ DAL | 21 | 37 | L | 81,521 |
| 11/2 | @ NO | 27 | 35 | L | 70,088 |
| 11/8 | WAS | 31 | 17 | W | 67,982 |
| 11/15 | @ CAR | 19 | 28 | L | 73,239 |
| 11/22 | @ NYG | 31 | 34 OT L | 78,491 | |
| 11/29 | TB | 20 | 17 | W | 67,029 |
| 12/6 | PHI | 7 | 34 | L | 69,560 |
| 12/13 | NO | 23 | 26 | L | 68,930 |
| 12/20 | @ NYJ | 10 | 7 | W | 76,866 |
| 12/27 | BUF | 31 | 3 | W | 68,887 |
| 1/3 | @ TB | 20 | 10 | W | 62,578 |

YEAR-BY-YEAR RESULTS

2010 (13-3) 1ST NFC SOUTH

COACH: MIKE SMITH

| | | | | |
|-------|-------|----|---------|--------|
| 9/12 | @ PIT | 9 | 15(OT)L | 63,609 |
| 9/19 | ARZ | 41 | 7 W | 66,824 |
| 9/26 | @ NO | 27 | 24(OT)W | 70,051 |
| 10/3 | SF | 16 | 14 W | 66,874 |
| 10/10 | @ CLE | 20 | 10 W | 65,290 |
| 10/17 | @ PHI | 17 | 31 L | 69,144 |
| 10/24 | CIN | 39 | 32 W | 67,665 |
| 11/7 | TB | 27 | 21 W | 67,266 |
| 11/11 | BAL | 26 | 21 W | 68,474 |
| 11/21 | @ STL | 34 | 17 W | 53,005 |
| 11/28 | GB | 20 | 17 W | 68,204 |
| 12/5 | @TB | 28 | 24 W | 53,955 |
| 12/12 | @ CAR | 31 | 10 W | 71,235 |
| 12/19 | @ SEA | 34 | 18 W | 67,101 |
| 12/27 | NO | 14 | 17 L | 70,144 |
| 1/2 | CAR | 31 | 10 W | 67,349 |

POSTSEASON

NFC Divisional Round

| | | | | |
|------|----|----|------|--------|
| 1/15 | GB | 21 | 48 L | 69,210 |
|------|----|----|------|--------|

2012 (13-3) 1ST NFC SOUTH

COACH: MIKE SMITH

| | | | | |
|-------|------|----|------|--------|
| 9/9 | @KC | 40 | 24 W | 71,180 |
| 9/17 | DEN | 27 | 21 W | 70,427 |
| 9/23 | @SD | 27 | 3 W | 61,297 |
| 9/30 | CAR | 30 | 28 W | 69,594 |
| 10/7 | @WSH | 24 | 17 W | 75,337 |
| 10/14 | OAK | 23 | 20 W | 69,383 |
| 10/28 | @PHI | 30 | 17 W | 69,144 |
| 11/4 | DAL | 19 | 13 W | 70,840 |
| 11/11 | @NO | 27 | 31 L | 73,126 |
| 11/18 | ARZ | 23 | 19 W | 69,630 |
| 11/25 | @TB | 24 | 23 W | 54,400 |
| 11/29 | NO | 23 | 13 W | 70,514 |
| 12/9 | @CAR | 20 | 30 L | 73,292 |
| 12/16 | NYG | 34 | 0 W | 70,741 |
| 12/22 | @DET | 31 | 18 W | 63,849 |
| 12/30 | TB | 17 | 24 L | 69,644 |

PLAYOFFS

| | | | | |
|------|-----|----|------|--------|
| 1/13 | SEA | 30 | 28 W | 70,366 |
| 1/20 | SF | 24 | 28 L | 70,863 |

2014 (6-10) 2ND NFC SOUTH

COACH: MIKE SMITH

| | | | | |
|-------|------|----|------|--------|
| 9/8 | NO | 37 | 34 W | 70,706 |
| 9/15 | @CIN | 10 | 24 L | 58,574 |
| 9/22 | TB | 56 | 14 W | 70,318 |
| 9/29 | @MIN | 28 | 41 L | 52,173 |
| 10/7 | @NYG | 20 | 30 L | 80,307 |
| 10/20 | CHI | 13 | 27 L | 70,712 |
| 10/27 | @BAL | 7 | 29 L | 71,184 |
| 11/3 | DET | 21 | 22 L | 83,532 |
| 11/10 | @TB | 27 | 17 W | 57,751 |
| 11/17 | @CAR | 19 | 17 W | 73,314 |
| 11/21 | CLE | 24 | 26 L | 70,046 |
| 12/1 | ARI | 29 | 18 W | 69,557 |
| 12/8 | @GB | 37 | 43 L | 77,512 |
| 12/15 | PIT | 20 | 27 L | 71,161 |
| 12/23 | @NO | 30 | 14 W | 73,164 |
| 12/29 | CAR | 3 | 34 L | 71,015 |

2011 (10-6) 2ND NFC SOUTH

COACH: MIKE SMITH

| | | | | |
|-------|------|----|------|--------|
| 9/11 | @CHI | 12 | 30 L | 62,115 |
| 9/18 | PHI | 35 | 31 W | 69,608 |
| 9/25 | @TB | 13 | 16 L | 46,995 |
| 10/2 | @SEA | 30 | 28 W | 66,266 |
| 10/9 | GB | 14 | 25 L | 69,576 |
| 10/16 | CAR | 31 | 17 W | 69,047 |
| 10/23 | @DET | 23 | 16 W | 63,625 |
| 11/6 | @IND | 31 | 7 W | 65,218 |
| 11/13 | NO | 23 | 26 L | 70,359 |
| 11/20 | TEN | 23 | 17 W | 68,164 |
| 11/27 | MIN | 24 | 14 W | 68,115 |
| 12/4 | @HOU | 10 | 17 L | 71,545 |
| 12/11 | @CAR | 31 | 23 W | 72,680 |
| 12/15 | JAX | 41 | 14 W | 68,856 |
| 12/26 | @NO | 16 | 45 L | 70,086 |
| 1/1 | TB | 45 | 24 W | 68,167 |

POSTSEASON

NFC Wildcard Round

| | | | | |
|-----|------|---|------|--------|
| 1/8 | @NYG | 2 | 24 L | 79,909 |
|-----|------|---|------|--------|

2013 (4-12) 3RD NFC SOUTH

COACH: MIKE SMITH

| | | | | |
|-------|------|----|------|--------|
| 9/8 | @NO | 17 | 23 L | 72,348 |
| 9/15 | STL | 31 | 24 W | 70,056 |
| 9/22 | @MIA | 23 | 27 L | 70,660 |
| 9/29 | NE | 23 | 30 L | 70,744 |
| 10/7 | NYJ | 28 | 30 L | 70,246 |
| 10/20 | TB | 31 | 23 W | 69,522 |
| 10/27 | @ARZ | 13 | 27 L | 60,671 |
| 11/3 | @CAR | 10 | 34 L | 73,720 |
| 11/10 | SEA | 10 | 33 L | 70,309 |
| 11/17 | @TB | 28 | 41 L | 55,360 |
| 11/21 | NO | 13 | 17 L | 70,422 |
| 12/1 | @BUF | 34 | 31 W | 38,969 |
| 12/8 | @GB | 21 | 22 L | 77,550 |
| 12/15 | WSH | 27 | 26 W | 70,069 |
| 12/23 | @SF | 24 | 34 L | 69,732 |
| 12/29 | CAR | 20 | 21 L | 70,427 |

2015 (8-8) 2ND NFC SOUTH

COACH: DAN QUINN

| | | | | |
|-------|-------|----|------|--------|
| 9/14 | PHI | 26 | 24 W | 70,516 |
| 9/20 | @ NYG | 24 | 20 W | 77,678 |
| 9/27 | @ DAL | 39 | 28 W | 90,345 |
| 10/4 | HOU | 48 | 21 W | 69,904 |
| 10/11 | WAS | 25 | 19 W | 70,178 |
| 10/15 | @ NO | 21 | 31 L | 73,018 |
| 10/25 | @ TEN | 10 | 7 W | 63,329 |
| 11/1 | TB | 20 | 23 L | 70,524 |
| 11/8 | @ SF | 16 | 17 L | 70,799 |
| 11/22 | IND | 21 | 24 L | 70,433 |
| 11/29 | MIN | 10 | 20 L | 70,610 |
| 12/6 | @ TB | 19 | 23 L | 58,221 |
| 12/13 | @ CAR | 0 | 38 L | 74,420 |
| 12/20 | @ JAX | 23 | 17 W | 64,016 |
| 12/27 | CAR | 20 | 13 W | 70,981 |
| 1/3 | NO | 17 | 20 L | 69,699 |