

NEW ENGLAND PATRIOTS

GAME RELEASE

2016 AFC CHAMPIONSHIP GAME

NEW ENGLAND PATRIOTS VS. PITTSBURGH STEELERS

MEDIA SCHEDULE

WEDNESDAY, JANUARY 18

8:15 a.m. Media Check-In at Blue Gate and Media Workroom Opens
11:45 a.m. Bill Belichick Press Conference followed by Tom Brady, Devin McCourty, Dont'a Hightower and Matthew Slater
12:00 p.m.-12:45 p.m. Player Availability (Open Locker Room)
Approx. 1:00 p.m. Media Availability at Practice

THURSDAY, JANUARY 19

11:00 a.m. Media Check-In at Blue Gate and Media Workroom Opens
TBD. Media Availability at Practice
Approx. 3:00 p.m. Player Availability (Open Locker Room)
 2-3 players at the Podium

FRIDAY, JANUARY 20

8:30 a.m. Media Check-In at Blue Gate and Media Workroom Opens
9:00-9:15 a.m. Bill Belichick Press Conference
Approx. 11:30 a.m. Media Availability at Practice
Approx. 1:15 p.m. Player Availability (Open Locker Room)
 Tom Brady and 2-3 players at the Podium.

SATURDAY, JANUARY 21

No Media Availability Scheduled

SUNDAY, JANUARY 22

6:40 p.m. New England vs. Pittsburgh

2016 PATRIOTS SCHEDULE

REGULAR SEASON (14-2)

Sun., Sept. 11	at Arizona	23-21	W
Sun., Sept. 18	Miami	31-24	W
Thu., Sept. 22	Houston	27-0	W
Sun., Oct. 2	Buffalo	0-16	L
Sun., Oct. 9	at Cleveland	33-13	W
Sun., Oct. 16	Cincinnati	35-17	W
Sun., Oct. 23	at Pittsburgh	27-16	W
Sun., Oct. 30	at Buffalo	41-25	W
Sun., Nov. 6	BYE WEEK		
Sun., Nov. 13	Seattle	24-31	L
Sun., Nov. 20	at San Francisco	30-17	W
Sun., Nov. 27	at N.Y. Jets	22-17	W
Sun., Dec. 4	Los Angeles	26-10	W
Mon., Dec. 12	Baltimore	30-23	W
Sun., Dec. 18	at Denver	16-3	W
Sat., Dec. 24	N.Y. Jets	41-3	W
Sun., Jan. 1	at Miami	35-14	W
AFC Playoff (1-0)			
Sat., Jan. 14	Houston	34-16	W

2016 AFC EAST STANDINGS

TEAM	W	L	T	PCT.	PF	PA
Y-NEW ENGLAND	14	2	0	.875	441	250
X-Miami Dolphins	10	6	0	.625	363	380
Buffalo Bills	7	9	0	.438	399	378
New York Jets	5	11	0	.313	275	409

Y-Clinched Division X-Clinched Playoff Spot

GAME SUMMARY

NEW ENGLAND PATRIOTS (14-2) vs. PITTSBURGH STEELERS (11-5)

Sunday Jan. 22, 2017 • Gillette Stadium (66,829) • 6:40 p.m. ET

The New England Patriots advanced to their record sixth straight AFC Championship Game. The Patriots have advanced in the postseason for six straight seasons (2001-2016) to tie Dallas (1991-1996) for the most consecutive seasons advancing in the postseason.

Bill Belichick will coach in his NFL-record 11th Conference Title Game, while Tom Brady will play in his NFL-record 11th Conference Title Game.



BROADCAST INFORMATION

TELEVISION: This week's game will be broadcast by **CBS** and can be seen locally on **WBZ-TV Channel 4** in Boston. **Jim Nantz** will handle play-by-play duties with **Phil Simms** as the color analyst. **Tracy Wolfson** will work the sidelines. The game will be produced by **Lance Barrow** and directed by **Mike Arnold**.

NATIONAL RADIO: This week's game will be broadcast to a national audience on **Westwood One**. **Kevin Harlan** and **Dan Fouts** will call the game with **Ross Tucker** providing sideline analysis.

LOCAL RADIO: 98.5 FM, The Sports Hub, is the flagship station for the Patriots Radio Network. Play-by-play broadcaster **Bob Socci** will call the action along with former Patriots quarterback **Scott Zolak**, who will provide color analysis. Produced by **Marc Cappello**.

PATRIOTS IN THE AFC CHAMPIONSHIP GAME

Patriots are 8-4 in the AFC Championship Game, including a 5-1 record at home and a 4-1 mark at Gillette Stadium.

AFC CHAMPIONSHIP GAME RESULTS (8-4)

Date	Opponent	W/L	Score
01/24/16	at Denver	L	18-20
01/18/15	Indianapolis	W	45-7
01/29/14	at Denver	L	16-26
01/20/13	Baltimore	L	13-28
01/22/12	Baltimore	W	23-20
01/20/08	San Diego	W	21-12
01/21/07	at Indianapolis	L	34-38
01/23/05	at Pittsburgh	W	41-27
01/18/04	Indianapolis	W	24-14
01/27/02	at Pittsburgh	W	24-17
01/12/97	Jacksonville	W	20-6
01/12/86	at Miami	W	31-14

MOST APPEARANCES IN CONF. CHAMP GAME

Pittsburgh	16
San Francisco	15
Dallas	14
New England	13
Oakland	11
Denver	10
L.A./St. Louis Rams	9

PATS LOCK UP TOP SEED IN AFC

The Patriots have now earned six number one seeds (2016, 2014, 2011, 2010, 2007 and 2003) in the postseason since 1990, the most in the NFL under that system. The NFL began playoff seeding in 1975 and the current playoff format was instituted in 1990.

MOST NO. 1 SEEDS IN THE PLAYOFF FIELD (SINCE 1990)

New England	6
Denver	5
Dallas	4
Pittsburgh	4
San Francisco	4

MOST NO. 1 SEEDS OVERALL (SINCE 1975)

San Francisco	8
Denver	8
New England	6
Pittsburgh	6
Dallas	6
Oakland	5

MEDIA CONTACTS

PATRIOTS MEDIA RELATIONS OFFICE: 508-384-4203

Stacey James, Vice President of Media Relations, staceyj@patriots.com, 508-326-6868

Aaron Salkin, Director of Media Relations, aarons@patriots.com, 508-326-6870

Michael Jurovaty, Asst. Director of Media Relations, mjurovaty@patriots.com, 508-326-6187

Cecily Faenza, Social Media Manager, cecilyf@patriots.com, 774-254-7917

Mark Robbins, Media Relations Coordinator, markr@patriots.com, 508-431-7175



GILLETTE STADIUM • ONE PATRIOT PLACE • FOXBOROUGH, MA 02035

TEL: 508-384-9105 • FAX: 508-543-9053

PATRIOTS.COM • HTTP://MEDIA.PATRIOTS.COM



2016 REGULAR SEASON FINAL OFFENSIVE STATISTICS

WON 14, LOST 2

09/11 W 23-21	at Arizona	64,864
09/18 W 31-24	Miami	66,829
09/22 W 27- 0	Houston	66,829
10/02 L 0-16	Buffalo	66,829
10/09 W 33-13	at Cleveland	67,431
10/16 W 35-17	Cincinnati	66,829
10/23 W 27-16	at Pittsburgh	66,009
10/30 W 41-25	at Buffalo	70,442
11/13 L 24-31	Seattle	66,829
11/20 W 30-17	at San Francisco	70,178
11/27 W 22-17	at New York Jets	78,160
12/04 W 26-10	Los Angeles	66,829
12/12 W 30-23	Baltimore	66,829
12/18 W 16- 3	at Denver	76,893
12/24 W 41- 3	New York Jets	66,829
01/01 W 35-14	at Miami	66,163

	N.E.	Opp.
TOTAL FIRST DOWNS	351	294
Rushing	109	81
Passing	203	190
Penalty	39	23
3rd Down: Made/Att	104/227	76/206
3rd Down Pct.	45.8	36.9
4th Down: Made/Att	8/12	7/18
4th Down Pct.	66.7	38.9
POSSESSION AVG.	31:13	28:47
TOTAL NET YARDS	6180	5223
Avg. Per Game	386.3	326.4
Total Plays	1056	998
Avg. Per Play	5.9	5.2
NET YARDS RUSHING	1872	1417
Avg. Per Game	117.0	88.6
Total Rushes	482	368
NET YARDS PASSING	4308	3806
Avg. Per Game	269.3	237.9
Sacked/Yards Lost	24/148	34/227
Gross Yards	4456	4033
Att./Completions	550/368	596/368
Completion Pct.	66.9	61.7
Had Intercepted	2	13
PUNTS/AVERAGE	72/44.7	80/45.5
NET PUNTING AVG.	72/41.4	80/41.1
PENALTIES/YARDS	93/819	113/930
FUMBLES/BALL LOST	27/9	26/10
TOUCHDOWNS	51	27
Rushing	19	6
Passing	32	21
Returns	0	0

* SCORE BY PERIODS	Q1	Q2	Q3	Q4	OT	PTS
TEAM	130	112	106	93	0	441
OPPONENTS	32	77	61	80	0	250

* SCORING	TD	Ru	Pa	Rt	K-PAT	FG	S	PTS
Gostkowski	0	0	0	0	46/49	27/32	0	127
Blount	18	18	0	0			0	108
Bennett	7	0	7	0			0	42
Floyd LG	5	0	5	0			0	30
Floyd TM	1	0	1	0			0	6
J. White	5	0	5	0			0	30
Amendola	4	0	4	0			0	24
Hogan	4	0	4	0			0	24
Mitchell	4	0	4	0			0	24
Edelman	3	0	3	0			0	20
R. Gronkowski	3	0	3	0			0	18
Brissett	1	1	0	0			0	6
Lengel LG	1	0	1	0			0	6
Lengel TM	1	0	1	0			0	6
M. Brown	0	0	0	0			1	2
Hightower	0	0	0	0			1	2
TEAM	51	19	32	0	46/49	27/32	3	441
OPPONENTS	27	6	21	0	23/24	21/29	0	250

2-Pt Conv: Edelman, TM 1-2, OPP 1-3
SACKS: Flowers 7, Sheard 5, Long 4,
Ninkovich 4, M. Brown 3, Hightower 2.5,
Branch 1.5, Butler 1, Chung 1, Collins TM 1,
McClellin 1, Ryan 1, Valentine 1,
Van Noy LG 1, Van Noy TM 1, TM 34, OPP 24
FUM/LOST: Brady 5/0, C. Jones 5/1,
Amendola 3/1, Brissett 3/1, Edelman 3/2,
Blount 2/1, Garoppolo 2/1, Slater 2/1,
Hogan 1/1, Lewis 1/0

* RUSHING	No.	Yds	Avg	Long	TD
Blount	299	1161	3.9	44	18
Lewis	64	283	4.4	15	0
J. White	39	166	4.3	16	0
Brissett	16	83	5.2	27t	1
Brady	28	64	2.3	15	0
Edelman	12	57	4.8	9	0
Foster	7	24	3.4	7	0
Bennett	2	10	5.0	6	0
Hogan	3	9	3.0	6	0
Garoppolo	10	6	0.6	10	0
Slater	1	5	5.0	5	0
Bolden	1	4	4.0	4	0
TEAM	482	1872	3.9	44	19
OPPONENTS	368	1417	3.9	45	6

* RECEIVING	No.	Yds	Avg	Long	TD
Edelman	98	1106	11.3	77t	3
J. White	60	551	9.2	61	5
Bennett	55	701	12.7	58	7
Hogan	38	680	17.9	79t	4
Floyd LG	37	488	13.2	39	5
Floyd TM	4	42	10.5	14t	1
Mitchell	32	401	12.5	56t	4
R. Gronkowski	25	540	21.6	53t	3
Amendola	23	243	10.6	32	4
Lewis	17	94	5.5	16	0
Blount	7	38	5.4	16	0
Develin	3	18	6.0	13	0
Lengel LG	2	22	11.0	18t	1
Lengel TM	2	22	11.0	18t	1
Whalen LG	2	22	11.0	12	0
Bolden	2	15	7.5	13	0
Garoppolo	1	3	3.0	3	0
Foster	1	2	2.0	2	0
TEAM	368	4456	12.1	79t	32
OPPONENTS	368	4033	11.0	66	21

* INTERCEPTIONS	No.	Yds	Avg	Long	TD
Butler	4	28	7.0	21	0
Ryan	2	44	22.0	46	0
Collins TM	2	31	15.5	18	0
Chung	1	4	4.0	4	0
Harmon	1	0	0.0	0	0
McCorty	1	0	0.0	0	0
Rowe	1	0	0.0	0	0
Van Noy LG	1	0	0.0	0	0
Van Noy TM	1	0	0.0	0	0
TEAM	13	107	8.2	46	0
OPPONENTS	2	16	8.0	14	0

* PUNTING	No.	Yds	Avg	Net	TB	In	Lg	B
Allen	72	3217	44.7	41.4	5	23	57	0
TEAM	72	3217	44.7	41.4	5	23	57	0
OPPONENTS	80	3639	45.5	41.1	2	27	76	0

* PUNT RETURNS	Ret	FC	Yds	Avg	Long	TD
Amendola	18	7	121	6.7	30	0
Edelman	15	7	135	9.0	23	0
C. Jones	11	3	46	4.2	13	0
Chung	1	1	7	7.0	7	0
TEAM	45	18	309	6.9	30	0
OPPONENTS	27	19	134	5.0	18	0

* KICKOFF RETURNS	No.	Yds	Avg	Long	TD
C. Jones	8	180	22.5	43	0
Amendola	5	129	25.8	73	0
Whalen LG	4	56	14.0	25	0
Develin	3	35	11.7	15	0
Edelman	3	44	14.7	19	0
Slater	3	52	17.3	19	0
Lewis	2	35	17.5	23	0
McCorty	2	9	4.5	9	0
J. White	2	28	14.0	18	0
Foster	1	30	30.0	30	0
TEAM	29	542	18.7	73	0
OPPONENTS	40	771	19.3	35	0

* FIELD GOALS	1-19	20-29	30-39	40-49	50+
Gostkowski	0/ 0	9/ 9	7/ 9	9/10	2/ 4
TEAM	0/ 0	9/ 9	7/ 9	9/10	2/ 4
OPPONENTS	0/ 0	6/ 6	7/ 9	6/10	2/ 4
Gostkowski: (47G,53G,32G) (34G,39N) (24G,25G) (48N) (50N,31G) (46G,31G) () (51G,32G) (30G) (38G) (28G,39N,29G,41G) (28G,48G,45G,45G) () (45G,40G,21G) (29G,22G) (40G,26G,52N)					
OPP: (47N) (27G) () (34G,43G,47N,44G) () (25G) (42N,32G,46G,44G,54N) (23G,49N) (27G,31G,41G,23G) (33G) (51G,54B) (44G) (34B,50G,38G,37G) (33G) (34N,29G) ()					

* PASSING	Att	Cmp	Yds	Cmp%	Yds/Att	TD	TD%	Int	Int%	Long	Sack/Lost	Rating
Brady	432	291	3554	67.4	8.23	28	6.5	2	0.5	79t	15/ 87	112.2
Garoppolo	63	43	502	68.3	7.97	4	6.3	0	0.0	37t	3/ 15	113.3
Brissett	55	34	400	61.8	7.27	0	0.0	0	0.0	58	6/ 46	83.9
TEAM	550	368	4456	66.9	8.10	32	5.8	2	0.4	79t	24/ 148	109.5
OPPONENTS	596	368	4033	61.7	6.77	21	3.5	13	2.2	66	34/ 227	84.4



2016 REGULAR SEASON FINAL DEFENSIVE STATISTICS

Tackle Statistics based on Play-by-Play

PLAYER Name	TACKLES			SACKS			INTERCEPTIONS				FUMBLES				SP. TEAMS				
	TT	UT	A	S	Yds	QH	Int	Yds	TD	PD	FF	FR	Yds	TD	TT	UT	A	FF	FR
Logan Ryan	92	74	18	1.0	12.0	3	2	46	0	11	1	0	0	0	0	0	0	0	0
Patrick Chung	87	48	39	1.0	12.0	1	1	4	0	3	0	0	0	0	4	4	0	0	0
Devin McCourty	78	64	14	0.0	0.0	0	1	0	0	7	1	1	3	0	5	3	2	0	0
Dont'a Hightower	65	31	34	2.5	21.5	8	0	0	0	2	1	0	0	0	0	0	0	0	0
Malcolm Butler	63	48	15	1.0	0.0	1	4	28	0	17	1	2	0	0	0	0	0	0	0
Malcom Brown	50	24	26	3.0	28.0	5	0	0	0	0	1	0	0	0	0	0	0	0	0
Alan Branch	49	26	23	1.5	0.5	2	0	0	0	3	1	0	0	0	0	0	0	0	0
Trey Flowers	45	23	22	7.0	45.0	14	0	0	0	1	0	2	0	0	0	0	0	0	0
Elandon Roberts	44	25	19	0.0	0.0	2	0	0	0	0	1	0	0	0	1	0	1	0	0
Jamie Collins	43	31	12	1.0	8.0	3	2	31	0	3	1	0	0	0	0	0	0	0	0
Shea McClellin	39	16	23	1.0	7.0	3	0	0	0	0	0	1	69	0	2	0	2	0	0
Chris Long	35	22	13	4.0	24.0	10	0	0	0	3	1	1	0	0	0	0	0	0	0
Jabaal Sheard	33	20	13	5.0	34.0	11	0	0	0	4	0	0	0	0	0	0	0	0	0
Rob Ninkovich	32	17	15	4.0	24.0	5	0	0	0	2	1	0	0	0	0	0	0	0	0
Duron Harmon	27	22	5	0.0	0.0	0	1	0	0	1	1	0	0	0	2	2	0	0	1
Kyle Van Noy	27	9	18	1.0	8.0	1	1	0	0	2	1	0	0	0	2	2	0	0	0
Eric Rowe	26	20	6	0.0	0.0	0	1	0	0	7	0	0	0	0	0	0	0	0	0
Vincent Valentine	19	11	8	1.0	3.0	1	0	0	0	0	0	0	0	0	0	0	0	0	0
Jonathan Freeny	10	6	4	0.0	0.0	0	0	0	0	0	1	0	0	0	0	0	0	0	0
Anthony Johnson	8	5	3	0.0	0.0	2	0	0	0	0	0	0	0	0	0	0	0	0	0
Justin Coleman	8	8	0	0.0	0.0	0	0	0	0	3	0	0	0	0	0	0	0	0	0
Cyrus Jones	7	3	4	0.0	0.0	0	0	0	0	0	0	0	0	0	0	0	0	0	0
Jonathan Jones	6	5	1	0.0	0.0	1	0	0	0	1	0	0	0	0	8	5	3	1	1
Barkevious Mingo	4	4	0	0.0	0.0	0	0	0	0	0	0	0	0	0	7	5	2	0	0
Woodrow Hamilton	3	1	2	0.0	0.0	0	0	0	0	0	0	0	0	0	0	0	0	0	0
Geneo Grissom	1	0	1	0.0	0.0	0	0	0	0	0	0	0	0	0	4	2	2	0	0
Brandon King	1	1	0	0.0	0.0	0	0	0	0	0	0	0	0	0	9	6	3	0	0
Joe Cardona	0	0	0	0.0	0.0	0	0	0	0	0	0	0	0	0	3	1	2	0	0
Matthew Slater	0	0	0	0.0	0.0	0	0	0	0	0	0	0	0	0	6	4	2	0	0
Jordan Richards	0	0	0	0.0	0.0	0	0	0	0	0	0	0	0	0	3	1	2	0	1
Julian Edelman	0	0	0	0.0	0.0	0	0	0	0	0	0	0	0	0	1	1	0	0	0
Brandon Bolden	0	0	0	0.0	0.0	0	0	0	0	0	0	0	0	0	4	4	0	1	0
James Develin	0	0	0	0.0	0.0	0	0	0	0	0	0	0	0	0	1	0	1	0	0
Nate Ebner	0	0	0	0.0	0.0	0	0	0	0	0	0	0	0	0	19	13	6	1	0
TOTALS	902	564	338	34.0	227.0	73	13	109	0	70	13	7	72	0	81	53	28	3	3

FUMBLES - LOST (27-9)				
No.	Own			O.B.
	Lost	Rec		
Danny Amendola	3	1	2	0
LeGarrette Blount	2	1	0	1
Brandon Bolden	0	0	1	0
Tom Brady	5	0	4	0
Jacoby Brissett	3	1	1	0
Patrick Chung	0	0	1	0
Nate Ebner	0	0	1	0
Julian Edelman	3	2	0	1
Jimmy Garoppolo	2	1	0	0
Chris Hogan	1	1	0	0
Cyrus Jones	5	1	2	0
Dion Lewis	1	0	1	0
Shea McClellin	0	0	1	0
Matthew Slater	2	1	0	0
Joe Thuney	0	0	1	0
James White	0	0	1	0
TOTALS	27	9	16	2

KEY	
TT-Total Tackles	Int/Yds-Interceptions/Yards Returned
UT-Unassisted Tackles	PD-Passes Defensed
A-Assisted Tackles	FF-Forced Fumbles

BLOCKED KICKS			
	XP	FG	P
Alan Branch	0	1	0
Shea McClellin	1	1	0
Totals	1	2	0

MISC. OFFENSIVE STATS				
	Tkl	Ast	FF	FR
Danny Amendola	1	0	0	0
Marcus Cannon	2	0	0	0
Chris Hogan	2	0	0	0
Malcolm Mitchell	1	0	0	0
Joe Thuney	1	0	0	0
TOTALS	7	0	0	0



2016 POSTSEASON OFFENSIVE STATISTICS

WON 1, LOST 0

01/14 W 34-16 Houston 66,829
N.E. Opp.

TOTAL FIRST DOWNS	20	14
Rushing	6	4
Passing	12	8
Penalty	2	2
3rd Down: Made/Att	5/14	3/16
3rd Down Pct.	35.7	18.8
4th Down: Made/Att	0/0	0/0
4th Down Pct.	0.0	0.0
POSSESSION AVG.	27:30	32:30
TOTAL NET YARDS	377	285
Avg. Per Game	377.0	285.0
Total Plays	67	66
Avg. Per Play	5.6	4.3
NET YARDS RUSHING	98	104
Avg. Per Game	98.0	104.0
Total Rushes	27	23
NET YARDS PASSING	279	181
Avg. Per Game	279.0	181.0
Sacked/Yards Lost	2/8	3/17
Gross Yards	287	198
Att./Completions	38/18	40/23
Completion Pct.	47.4	57.5
Had Intercepted	2	3
PUNTS/AVERAGE	6/40.0	8/42.6
NET PUNTING AVG.	6/34.3	8/36.9
PENALTIES/YARDS	5/50	5/75
FUMBLES/BALL LOST	2/1	0/0
TOUCHDOWNS	4	1
Rushing	1	0
Passing	2	1
Returns	1	0

* SCORE BY PERIODS	Q1	Q2	Q3	Q4	OT	PTS
TEAM	14	3	7	10	0	34
OPPONENTS	3	10	0	3	0	16

* SCORING	TD	Ru	Pa	Rt	K-PAT	FG	S	PTS
Lewis	3	1	1	1			0	18
Gostkowski	0	0	0	0	4/ 4	2/ 2	0	10
J. White	1	0	1	0			0	6
TEAM	4	1	2	1	4/ 4	2/ 2	0	34
OPPONENTS	1	0	1	0	1/ 1	3/ 3	0	16
2-Pt Conv: TM 0-0, OPP 0-0								
SACKS: M. Brown 1, Ninkovich 1, Ryan 1, TM 3, OPP 2								
FUM/LOST: Lewis 2/1								

* RUSHING

Lewis	13	41	3.2	9	1
Blount	8	31	3.9	18	0
Amendola	1	15	15.0	15	0
Edelman	1	12	12.0	12	0
Brady	4	-1	-3	2	0
TEAM	27	98	3.6	18	1
OPPONENTS	23	104	4.5	18	0

* RECEIVING

Edelman		8	137	17.1	48	0
Hogan		4	95	23.8	45	0
Lewis		2	23	11.5	13t	1
J. White		1	19	19.0	19t	1
Floyd	LG	1	9	9.0	9	0
Floyd	TM	1	9	9.0	9	0
Bennett		1	4	4.0	4	0
Develin		1	0	0.0	0	0
TEAM		18	287	15.9	48	2
OPPONENTS		23	198	8.6	19	1

* INTERCEPTIONS

	1	2	3	4	5
Harmon	1	31	31.0	31	0
Ryan	1	23	23.0	23	0
McCourty	1	4	4.0	4	0
TEAM	3	58	19.3	31	0
OPPONENTS	2	13	6.5	7	0

* PUNTING

	No.	Yds	Avg	Net	TB	In	Lg	B
Allen	6	240	40.0	34.3	0	4	55	0
TEAM	6	240	40.0	34.3	0	4	55	0
OPPONENTS	8	341	42.6	36.9	1	3	63	0

* PUNT RETURNS

Edelman	4	3	26	6.5	14	0
TEAM	4	3	26	6.5	14	0
OPPONENTS	2	2	34	17.0	18	0

* KICKOFF RETURNS

Lewis	3	124	41.3	98t	1
TEAM	3	124	41.3	98t	1
OPPONENTS	3	52	17.3	22	0

* FIELD GOALS

	1-19	20-29	30-39	40-49	50+
Gostkowski	1/ 1	0/ 0	0/ 0	1/ 1	0/ 0
TEAM	1/ 1	0/ 0	0/ 0	1/ 1	0/ 0
OPPONENTS	0/ 0	1/ 1	1/ 1	1/ 1	0/ 0
Gostkowski: (19G,43G)					
TM: (19G,43G)					
OPP: (33G,27G,46G)					

* PASSING	Att	Cmp	Yds	Cmp%	Yds/Att	TD	TD%	Int	Int%	Long	Sack/Lost	Rating
Brady	38	18	287	47.4	7.55	2	5.3	2	5.3	48	2/ 8	68.6
TEAM	38	18	287	47.4	7.55	2	5.3	2	5.3	48	2/ 8	68.6
OPPONENTS	40	23	198	57.5	4.95	1	2.5	3	7.5	19	3/ 17	47.7



2016 POSTSEASON DEFENSIVE STATISTICS

PLAYER Name	TACKLES			SACKS			INTERCEPTIONS				FUMBLES				SP. TEAMS				
	TT	UT	A	S/	Yds	OH	Int/	Yds	TD	PD	FF	FR/	Yds	TD	TT	UT	A	FF	FR
Dont'a Hightower	8	5	3	0.0	0.0	0	0	0	0	0	0	0	0	0	0	0	0	0	0
Logan Ryan	7	4	3	1.0	5.0	1	1	23	0	3	0	0	0	0	0	0	0	0	0
Alan Branch	7	2	5	0.0	0.0	0	0	0	0	0	0	0	0	0	0	0	0	0	0
Trey Flowers	7	1	6	0.0	0.0	1	0	0	0	0	0	0	0	0	0	0	0	0	0
Malcom Brown	6	3	3	1.0	9.0	1	0	0	0	0	0	0	0	0	0	0	0	0	0
Malcolm Butler	5	5	0	0.0	0.0	0	0	0	0	0	0	0	0	0	0	0	0	0	0
Devin McCourty	5	1	4	0.0	0.0	0	1	4	0	1	0	0	0	0	0	0	0	0	0
Patrick Chung	4	1	3	0.0	0.0	1	0	0	0	0	0	0	0	0	2	0	2	0	0
Eric Rowe	3	3	0	0.0	0.0	0	0	0	0	0	0	0	0	0	0	0	0	0	0
Elandon Roberts	3	1	2	0.0	0.0	0	0	0	0	0	0	0	0	0	0	0	0	0	0
Kyle Van Noy	2	2	0	0.0	0.0	1	0	0	0	1	0	0	0	0	0	0	0	0	0
Rob Ninkovich	2	1	1	1.0	3.0	1	0	0	0	1	0	0	0	0	0	0	0	0	0
Jabaal Sheard	2	1	1	0.0	0.0	0	0	0	0	0	0	0	0	0	0	0	0	0	0
Vincent Valentine	1	1	0	0.0	0.0	0	0	0	0	0	0	0	0	0	0	0	0	0	0
Duron Harmon	1	0	1	0.0	0.0	0	1	31	0	1	0	0	0	0	0	0	0	0	0
Mathew Slater	0	0	0	0.0	0.0	0	0	0	0	0	0	0	0	0	2	1	1	0	0
Nate Ebner	0	0	0	0.0	0.0	0	0	0	0	0	0	0	0	0	2	1	1	0	0
Matt Lengel	0	0	0	0.0	0.0	0	0	0	0	0	0	0	0	0	1	1	0	0	0
Brandon King	0	0	0	0.0	0.0	0	0	0	0	0	0	0	0	0	1	0	1	0	0
Brandon Bolden	0	0	0	0.0	0.0	0	0	0	0	0	0	0	0	0	1	0	1	0	0
TOTALS	63	31	32	3.0	17.0	6	3	58	0	7	0	0	0	0	9	3	6	0	0

Fumbles-Lost (2-1)				
No.	Lost	Rec	O.B.	
Dion Lewis	2	1	0	0
Joe Thuney	0	0	1	0
TOTALS	2	1	1	0
MISC. OFFENSIVE STATS				
Tkl	Ast	FF	FR	
Martellus Bennett	1	0	0	0
Julian Edelman	1	0	0	0
Joe Thuney	1	0	0	0
TOTALS	3	0	0	0

TT -Total Tackles	Int/Yds -Interceptions/Yards Returned
UT -Unassisted Tackles	PD -Passes Defensed
Totals	



NEW ENGLAND PATRIOTS 2016 STATS PACK

PATRIOTS PARTICIPATION

	Regular Season																							
Player	GP	GS	DNP	INA	at ARZ	MIA	HOU	BUF	at CLE	CIN	PIT	at BUF	SEA	at SF	at NYJ	LA	BAL	at DEN	NYJ	MIA	HOU			
Allen, Ryan	16	0	0	0	sub	sub	sub	sub	sub	sub	sub	sub	sub	sub	sub	sub	sub	sub	sub	sub	sub	sub		
Amendola, Danny	12	4	0	4	sub	sub	sub	WR	sub	sub	sub	sub	WR	sub	sub	WR	WR	X	X	X	X	sub		
Andrews, David	16	16	0	0	C	C	C	C	C	C	C	C	C	C	C	C	C	C	C	C	C	C		
Bennett, Martellus	16	12	0	0	TE	TE	TE	TE	sub	TE	TE	TE	sub	TE	sub	sub	TE	TE	TE	TE	TE	TE		
Blount, LeGarrette	16	8	0	0	RB	RB	RB	RB	RB	RB	sub	sub	sub	sub	sub	sub	RB	sub	sub	sub	sub	sub		
Bolden, Brandon	14	0	0	2	sub	sub	sub	sub	X	X	sub	sub	sub	sub	sub	sub	sub	sub	sub	sub	sub	sub		
Brady, Tom	12	12	0	0					QB	QB	QB	QB	QB	QB	QB	QB	QB	QB	QB	QB	QB	QB		
Branch, Alan	16	16	0	0	DT	DT	DT	DT	LE	DT	DT	DT	LE	LE	DT	LE	LE	LE	LE	LE	LE	LE		
Brissett, Jacoby	3	2	1	2	dnp	sub	QB	QB												X	X	X		
Brown, Malcom	16	13	0	0	DT	DT	DT	DT	DT	DT	sub	DT	DT	DT	RE	DT	DT	DT	sub	sub	sub	DT		
Butler, Malcolm	16	16	0	0	LCB	LCB	LCB	LCB	LCB	LCB	LCB	LCB	LCB	LCB	LCB	LCB	LCB	LCB	LCB	LCB	LCB	LCB		
Cannon, Marcus	15	15	0	1	RT	RT	RT	RT	X	RT	RT	RT	RT	RT	RT	RT	RT	RT	RT	RT	RT	RT		
Cardona, Joe	16	0	0	0	sub	sub	sub	sub	sub	sub	sub	sub	sub	sub	sub	sub	sub	sub	sub	sub	sub	sub		
Chung, Patrick	16	16	0	0	S	S	S	S	S	S	S	S	S	S	S	S	S	S	S	S	S	S		
Coleman, Justin	10	1	0	6	sub	DB	sub	sub	X	X	sub	sub	sub	X	X	X	sub	sub	X	sub	X	X		
Collins, Jamie	7	6	0	1	LB	LB	LB	LB	LB	X	LB	sub												
Cooper, Jonathan	0	0	0	4	X	X	X	X																
Derby, AJ	4	0	0	3	sub	X	X	sub	sub	sub	X													
Develin, James	16	4	0	0	sub	sub	sub	sub	sub	sub	sub	sub	sub	sub	sub	sub	sub	sub	sub	sub	sub	sub		
Ebner, Nate	16	0	0	0	sub	sub	sub	sub	sub	sub	sub	sub	sub	sub	sub	sub	sub	sub	sub	sub	sub	sub		
Edelman, Julian	16	13	0	0	WR	WR	WR	WR	WR	WR	WR	WR	WR	WR	WR	WR	WR	sub	sub	sub	WR	WR		
Fleming, Cameron	16	5	0	0	LT	TE	TE	sub	RT	sub	sub	sub	sub	sub	sub	sub	sub	TE	sub	sub	sub	sub		
Flowers, Trey	16	8	0	0	sub	sub	sub	sub	sub	sub	sub	sub	RE	RE	LE	RE	RE	RE	RE	RE	RE	RE		
Floyd, Michael	2	1	0	1														X	sub	WR	WR	WR		
Foster, D.J.	3	0	0	13	X	sub	X	X	sub	sub	X	X	X	X	X	X	X	X	X	X	X	X		
Freemy, Jonathan	5	4	0	0	LB	LB	LB	LB	sub															
Gaffney, Tyler	0	0	0	1								X												
Garoppolo, Jimmy	6	2	8	2	QB	QB	X	X	sub	dnp	dnp	sub	dnp	dnp	dnp	dnp	dnp	dnp	dnp	dnp	dnp	dnp		
Gostkowski, Stephen	16	0	0	0	sub	sub	sub	sub	sub	sub	sub	sub	sub	sub	sub	sub	sub	sub	sub	sub	sub	sub		
Grissom, Geneo	11	0	0	0																				
Gronkowski, Rob	8	6	0	3	X	X	sub	sub	TE	TE	TE	TE	TE	X	TE									
Harbor, Clay	3	0	0	1	X	sub	sub	sub																
Hamilton, Woodrow	2	1	0	8					DT	sub	X	X	X	X	X	X	X	X	X					
Harmon, Duron	16	4	0	0	sub	sub	DB	sub	sub	DB	sub	sub	DB	sub	sub	sub	sub	sub	sub	DB	sub	DB		
Hightower, Dont'a	13	13	0	3	LB	X	X	LB	LB	LB	LB	LB	LB	LB	LB	LB	LB	LB	X	sub	LB	LB		
Hogan, Chris	15	14	0	1	WR	WR	WR	WR	WR	WR	WR	WR	WR	X	WR	sub	WR	WR	WR	WR	WR	WR		
Johnson, Anthony	4	1	0	1	sub	X	sub			sub	DT													
Jones, Cyrus	10	1	0	6	sub	sub	sub	sub	sub	X	X	X	sub	sub	X	sub	DB	X	sub	X	X	X		
Jones, Jonathan	16	1	0	0	sub	sub	sub	sub	sub	sub	sub	sub	sub	sub	sub	sub	sub	sub	DB	sub	sub	sub		
Karras, Ted	16	1	0	0	RG	sub	sub	sub	sub	sub	sub	sub	sub	sub	sub	sub	sub	sub	sub	sub	sub	sub		
Kilgo, Darius	0	0	0	1													X							
King, Brandon	16	0	0	0	sub	sub	sub	sub	sub	sub	sub	sub	sub	sub	sub	sub	sub	sub	sub	sub	sub	sub		
Lengel, Matt	6	0	0	2									X	sub	X	sub	sub	sub	sub	sub	sub	sub		
Lewis, Dion	7	5	0	1									X	RB	sub	RB	sub	RB	sub	RB	sub	RB		
Long, Chris	16	7	0	0	LE	LE	LE	LE	sub	LE	LE	LE	sub	sub	sub	sub	sub	sub	sub	sub	sub	sub		
Mason, Shaq	16	15	0	0	sub	RG	RG	RG	RG	RG	RG	RG	RG	RG	RG	RG	RG	RG	RG	RG	RG	RG		
McClellin, Shea	14	4	0	2	sub	sub	sub	sub	X	X	sub	sub	sub	sub	sub	sub	sub	sub	sub	sub	sub	sub		
McCourt, Devin	16	16	0	0	S	S	S	S	S	S	S	S	S	S	S	S	S	S	S	S	S	S		
Mingo, Barkevious	16	0	0	0	sub	sub	sub	sub	sub	sub	sub	sub	sub	sub	sub	sub	sub	sub	sub	sub	sub	sub		
Mitchell, Malcolm	14	6	0	2	WR	sub	sub	sub	WR	sub	sub	X	sub	WR	sub	WR	sub	WR	WR	X	X	X		
Ninkovich, Rob	12	11	0	0					LB	sub	LB	LB	LB	LB	LB	LB	LB	LB	LB	LB	LB	LB		
Richards, Jordan	11	0	0	5	sub	sub	sub	sub	sub	sub	X	sub	sub	sub	sub	X	X	X	X	sub	X	X		
Roberts, Elandon	13	5	1	2	X	sub	dnp	X	sub	LB	sub	LB	LB	sub	sub	sub	sub	sub	sub	LB	sub	LB		
Rowe, Eric	9	7	0	7	X	X	X	X	X	sub	RCB	RCB	X	DB	DB	DB	X	sub	RCB	DB	sub	sub		
Ryan, Logan	16	13	0	0	RCB	RCB	RCB	RCB	RCB	RCB	sub	sub	RCB	RCB	RCB	RCB	RCB	RCB	RCB	sub	RCB	RCB		
Scruggs, Greg	0	0	0	2				X	X															
Sheard, Jabaal	15	8	0	1	RE	RE	RE	RE	RE	RE	RE	RE	sub	X	sub	sub	sub	sub	sub	sub	sub	sub		
Slater, Matthew	13	0	0	3	sub	sub	sub	sub	sub	sub	sub	sub	sub	sub	X	X	sub	sub	sub	X	sub	sub		
Solder, Nate	15	15	0	1	X	LT	LT	LT	LT	LT	LT	LT	LT	LT	LT	LT	LT	LT	LT	LT	LT	LT		
Thuney, Joe	16	16	0	0	LG	LG	LG	LG	LG	LG	LG	LG	LG	LG	LG	LG	LG	LG	LG	LG	LG	LG		
Valentine, Vincent	13	2	0	3	sub	sub	sub	sub	X	X	X	sub	sub	sub	sub	sub	sub	sub	sub	sub	sub	sub		
Van Noy, Kyle	7	2	0	2								X	X	sub	sub	sub	sub	sub	sub	sub	sub	sub		
Waddle, LaAdrian	2	0	0	14	sub	X	X	X	sub	X	X	X	X	X	X	X	X	X	X	X	X	X		
Whalen, Griff	0	0	0	1													X							
White, James	16	4	0	0	sub	sub	sub	sub	sub	sub	sub	sub	sub	sub	sub	sub	sub	sub	sub	sub	sub	sub		
Totals	726	352	10	112																				

X - inactive / CAPS - starters / sub - played / dnp - did not play / PS - Practice Squad

KEY:

Not on active roster



NEW ENGLAND PATRIOTS 2016 STATS PACK

GAME-BY-GAME STARTERS

2016 OFFENSIVE STARTERS BY GAME												
Date	Opponent	WR	LT	LG	C	RG	RT	TE	WR	QB	RB	TE
09/11	at Arizona	C. Hogan	C. Fleming	J. Thuney	D. Andrews	T. Karras	M. Cannon	M. Bennett	J. Edelman	J. Garoppolo	L. Blount	M. Mitchell (WR)
09/18	Miami	C. Hogan	N. Solder	J. Thuney	D. Andrews	S. Mason	M. Cannon	M. Bennett	J. Edelman	J. Garoppolo	L. Blount	C. Fleming
09/22	Houston	C. Hogan	N. Solder	J. Thuney	D. Andrews	S. Mason	M. Cannon	M. Bennett	J. Edelman	J. Brissett	L. Blount	C. Fleming
10/02	Buffalo	C. Hogan	N. Solder	J. Thuney	D. Andrews	S. Mason	M. Cannon	M. Bennett	J. Edelman	J. Brissett	L. Blount	D. Amendola (WR)
10/09	at Cleveland	C. Hogan	N. Solder	J. Thuney	D. Andrews	S. Mason	C. Fleming	R. Gronkowski	J. Edelman	T. Brady	L. Blount	M. Mitchell (WR)
10/16	Cincinnati	C. Hogan	N. Solder	J. Thuney	D. Andrews	S. Mason	M. Cannon	R. Gronkowski	J. Edelman	T. Brady	L. Blount	M. Bennett
10/23	at Pittsburgh	C. Hogan	N. Solder	J. Thuney	D. Andrews	S. Mason	M. Cannon	R. Gronkowski	J. Edelman	T. Brady	L. Blount	M. Bennett
10/30	at Buffalo	C. Hogan	N. Solder	J. Thuney	D. Andrews	S. Mason	M. Cannon	R. Gronkowski	J. Edelman	T. Brady	J. White	M. Bennett
11/13	Seattle	C. Hogan	N. Solder	J. Thuney	D. Andrews	S. Mason	M. Cannon	R. Gronkowski	J. Edelman	T. Brady	J. White	D. Amendola (WR)
11/20	at San Francisco	M. Mitchell	N. Solder	J. Thuney	D. Andrews	S. Mason	M. Cannon	M. Bennett	J. Edelman	T. Brady	D. Lewis	J. Develin (FB)
11/27	at N.Y. Jets	C. Hogan	N. Solder	J. Thuney	D. Andrews	S. Mason	M. Cannon	R. Gronkowski	J. Edelman	T. Brady	J. White	D. Amendola (WR)
12/04	Los Angeles	M. Mitchell	N. Solder	J. Thuney	D. Andrews	S. Mason	M. Cannon	D. Lewis (RB)	J. Edelman	T. Brady	J. White	D. Amendola (WR)
12/12	Baltimore	C. Hogan	N. Solder	J. Thuney	D. Andrews	S. Mason	M. Cannon	M. Bennett	C. Fleming (TE)	T. Brady	L. Blount	J. Develin (FB)
12/18	at Denver	C. Hogan	N. Solder	J. Thuney	D. Andrews	S. Mason	M. Cannon	M. Bennett	M. Mitchell	T. Brady	D. Lewis	J. Develin (FB)
12/24	N.Y. Jets	C. Hogan	N. Solder	J. Thuney	D. Andrews	S. Mason	M. Cannon	M. Bennett	M. Mitchell	T. Brady	D. Lewis	J. Develin (FB)
01/01	at Miami	C. Hogan	N. Solder	J. Thuney	D. Andrews	S. Mason	M. Cannon	M. Bennett	J. Edelman	T. Brady	D. Lewis	M. Floyd (WR)
01/14	Houston	C. Hogan	N. Solder	J. Thuney	D. Andrews	S. Mason	M. Cannon	M. Bennett	J. Edelman	T. Brady	D. Lewis	M. Floyd (WR)
2016 DEFENSIVE STARTERS BY GAME												
Date	Opponent	LE	DT	DT	RE	LB	LB	LB	LCB	RCB	S	S
09/11	at Arizona	C. Long	A. Branch	M. Brown	J. Sheard	J. Collins	D. Hightower	J. Freeny	M. Butler	L. Ryan	P. Chung	D. McCourty
09/18	Miami	C. Long	A. Branch	M. Brown	J. Sheard	J. Collins	J. Freeny	J. Coleman (DB)	M. Butler	L. Ryan	P. Chung	D. McCourty
09/22	Houston	C. Long	A. Branch	M. Brown	J. Sheard	J. Collins	J. Freeny	D. Harmon (DB)	M. Butler	L. Ryan	P. Chung	D. McCourty
10/02	Buffalo	C. Long	A. Branch	M. Brown	J. Sheard	J. Collins	D. Hightower	J. Freeny	M. Butler	L. Ryan	P. Chung	D. McCourty
10/09	at Cleveland	A. Branch	W. Hamilton	M. Brown	J. Sheard	J. Collins	D. Hightower	R. Ninkovich	M. Butler	L. Ryan	P. Chung	D. McCourty
10/16	Cincinnati	C. Long	A. Branch	M. Brown	J. Sheard	D. Hightower	E. Roberts	D. Harmon (DB)	M. Butler	L. Ryan	P. Chung	D. McCourty
10/23	at Pittsburgh	C. Long	A. Branch	A. Johnson	J. Sheard	J. Collins	D. Hightower	R. Ninkovich	M. Butler	E. Rowe	P. Chung	D. McCourty
10/30	at Buffalo	C. Long	A. Branch	M. Brown	J. Sheard	D. Hightower	E. Roberts	R. Ninkovich	M. Butler	E. Rowe	P. Chung	D. McCourty
11/13	Seattle	A. Branch	M. Brown	T. Flowers (RE)	D. Hightower (LB)	R. Ninkovich	E. Roberts	D. Harmon (DB)	M. Butler	L. Ryan	P. Chung	D. McCourty
11/20	at San Francisco	A. Branch	M. Brown	T. Flowers (RE)	D. Hightower (LB)	R. Ninkovich	S. McLellin	E. Rowe (DB)	M. Butler	L. Ryan	P. Chung	D. McCourty
11/27	at N.Y. Jets	T. Flowers	A. Branch	M. Brown (RE)	D. Hightower (LB)	R. Ninkovich	K. Van Noy	E. Rowe (DB)	M. Butler	L. Ryan	P. Chung	D. McCourty
12/04	Los Angeles	A. Branch	M. Brown	T. Flowers (RE)	D. Hightower (LB)	R. Ninkovich	S. McLellin	E. Rowe (DB)	M. Butler	L. Ryan	P. Chung	D. McCourty
12/12	Baltimore	A. Branch	M. Brown	T. Flowers (RE)	D. Hightower (LB)	R. Ninkovich	S. McLellin	C. Jones (DB)	M. Butler	L. Ryan	P. Chung	D. McCourty
12/18	at Denver	A. Branch	M. Brown	T. Flowers (RE)	D. Hightower (LB)	R. Ninkovich	E. Roberts	J. Jones (DB)	M. Butler	L. Ryan	P. Chung	D. McCourty
12/24	N.Y. Jets	A. Branch	V. Valentine	T. Flowers (RE)	S. McLellin (LB)	K. Van Noy	R. Ninkovich	D. Harmon (DB)	M. Butler	E. Rowe	P. Chung	D. McCourty
01/01	at Miami	A. Branch	V. Valentine	T. Flowers (RE)	D. Hightower (LB)	R. Ninkovich	E. Roberts	E. Rowe (DB)	M. Butler	L. Ryan	P. Chung	D. McCourty
01/14	Houston	A. Branch	M. Brown	T. Flowers (RE)	D. Hightower (LB)	R. Ninkovich	E. Roberts	D. Harmon (DB)	M. Butler	L. Ryan	P. Chung	D. McCourty



2016 NEW ENGLAND PATRIOTS ROSTER

AS OF JANUARY 16, 2017

ALPHABETICAL ROSTER

#	NAME	POS	HT	WT	BORN	YR	COLLEGE	H.S. HOMETOWN
6	Allen, Ryan	P	6-2	220	2/28/1990	4	Louisiana Tech	Salem, Ore.
80	Amendola, Danny	WR	5-11	190	11/2/1985	8	Texas Tech	The Woodlands, Texas
60	Andrews, David	C	6-3	295	7/10/1992	2	Georgia	Johns Creek, Ga.
88	Bennett, Martellus	TE	6-6	275	3/10/1987	9	Texas A&M	Taylor, Texas
29	Blount, LeGarrette	RB	6-0	250	12/5/1986	7	Oregon	Perry, Fla.
38	Bolden, Brandon	RB	5-11	220	1/26/1990	5	Mississippi	Baton Rouge, La.
12	Brady, Tom	QB	6-4	225	8/3/1977	17	Michigan	San Mateo, Calif.
97	Branch, Alan	DL	6-6	350	12/29/1984	10	Michigan	Rio Ranch, N.M.
7	Brissett, Jacoby	QB	6-4	235	12/11/1993	R	North Carolina State	West Palm Beach, Fla.
90	Brown, Malcom	DL	6-2	320	2/2/1994	2	Texas	Brenham, Texas
21	Butler, Malcolm	CB	5-11	190	3/2/1990	3	West Alabama	Vicksburg, Miss.
61	Cannon, Marcus	OL	6-5	335	5/6/1988	6	Texas Christian	Odessa, Texas
49	Cardona, Joe	LS	6-3	245	4/16/1992	2	Navy	El Cajon, Calif.
23	Chung, Patrick	S	5-11	215	8/19/1987	8	Oregon	Rancho Cucamonga, Calif.
22	Coleman, Justin	DB	5-11	190	3/27/1993	2	Tennessee	Brunswick, Ga.
46	Develin, James	FB	6-3	255	7/23/1988	4	Brown	Gilbertsville, Pa.
43	Ebner, Nate	DB	6-0	220	12/14/1988	5	Ohio State	Dublin, Ohio
11	Edelman, Julian	WR	5-10	200	5/22/1986	8	Kent State	Redwood City, Calif.
71	Fleming, Cameron	OL	6-6	320	9/3/1992	3	Stanford	Houston, Texas
98	Flowers, Trey	DL	6-2	265	8/16/1993	2	Arkansas	Huntsville, Al.
14	Floyd, Michael	WR	6-2	220	11/27/1989	5	Notre Dame	St. Paul, Minn.
27	Foster, D.J.	RB	6-0	195	11/22/1993	R	Arizona State	Scottsdale, Ariz.
10	Garoppolo, Jimmy	QB	6-2	225	11/2/1991	3	Eastern Illinois	Arlington, Ill.
3	Gostkowski, Stephen	K	6-1	215	1/28/1984	11	Memphis	Madison, Miss.
92	Grissom, Geneo	DL	6-4	265	6/4/1992	2	Oklahoma	Hutchinson, Kan.
30	Harmon, Duron	DB	6-1	205	1/24/1991	4	Rutgers	Magnolia, Del.
54	Hightower, Dont'a	LB	6-3	265	3/12/1990	5	Alabama	Lewisburg, Tenn.
15	Hogan, Chris	WR	6-1	210	10/24/1988	4	Monmouth	Wykoff, N.J.
24	Jones, Cyrus	CB	5-10	200	11/29/1993	R	Alabama	Baltimore, Md.
31	Jones, Jonathan	DB	5-10	190	9/20/1993	R	Auburn	Carrollton, Ga.
75	Karras, Ted	G	6-4	305	3/15/1993	R	Illinois	Indianapolis, Ind.
36	King, Brandon	DB	6-2	220	6/8/1993	2	Auburn	Alabaster, Ala.
82	Lengel, Matt	TE	6-7	266	12/27/1990	1	Eastern Kentucky	Mechanicsburg, Pa.
33	Lewis, Dion	RB	5-8	195	9/27/1990	5	Pittsburgh	Blairtown, N.J.
95	Long, Chris	DE	6-3	270	3/28/1985	9	Virginia	Charlottesville, Va.
69	Mason, Shaq	OL	6-1	310	8/28/1993	2	Georgia Tech	Columbia, Tenn.
58	McClellin, Shea	LB	6-3	250	8/1/1989	5	Boise State	Marsing, Idaho
32	McCourty, Devin	DB	5-10	195	8/13/1987	7	Rutgers	Montvale, N.J.
51	Mingo, Barkevious	LB	6-4	240	10/4/1990	4	LSU	West Monroe, La.
19	Mitchell, Malcolm	WR	6-1	200	7/20/1993	R	Georgia	Valdosta, Ga.
50	Ninkovich, Rob	LB	6-2	260	2/1/1984	11	Purdue	Blue Island, Ill.
37	Richards, Jordan	DB	5-11	210	1/21/1993	2	Stanford	Folsom, Calif.
52	Roberts, Elandon	LB	6-0	235	4/22/1994	R	Houston	Port Arthur, Texas
25	Rowe, Eric	DB	6-1	205	10/3/1992	2	Utah	Klein, Texas
26	Ryan, Logan	CB	5-11	195	2/9/1991	4	Rutgers	Voorhees, N.J.
93	Sheard, Jabaal	DL	6-3	265	5/10/1989	6	Pittsburgh	Hollywood, Fla.
18	Slater, Matthew	WR	6-0	205	9/9/1985	9	UCLA	Anaheim, Calif.
77	Solder, Nate	T	6-8	325	4/12/1988	6	Colorado	Buena Vista, Colo.
62	Thuney, Joe	OL	6-5	305	11/18/1992	R	North Carolina State	Centerville, Ohio
99	Valentine, Vincent	DT	6-3	320	2/23/1994	R	Nebraska	Edwardsville, Ill.
53	Van Noy, Kyle	LB	6-3	243	3/26/1991	3	Brigham Young	Reno, Nev.
68	Waddle, LaAdrian	OL	6-6	315	7/21/1991	4	Texas Tech	Columbus, Texas
28	White, James	RB	5-10	205	2/3/1992	3	Wisconsin	Ft. Lauderdale, Fla.

NUMERICAL ROSTER

#	NAME	POS
3	Stephen Gostkowski	K
6	Ryan Allen	P
7	Jacoby Brissett	QB
10	Jimmy Garoppolo	QB
11	Julian Edelman	WR
12	Tom Brady	QB
14	Michael Floyd	WR
15	Chris Hogan	WR
18	Matthew Slater	WR
19	Malcolm Mitchell	WR
21	Malcolm Butler	CB
22	Justin Coleman	DB
23	Patrick Chung	S
24	Cyrus Jones	CB
25	Eric Rowe	DB
26	Logan Ryan	CB
27	D.J. Foster	RB
28	James White	RB
29	LeGarrette Blount	RB
30	Duron Harmon	DB
31	Jonathan Jones	DB
32	Devin McCourty	DB
33	Dion Lewis	RB
36	Brandon King	DB
37	Jordan Richards	DB
38	Brandon Bolden	RB
43	Nate Ebner	DB
46	James Develin	FB
49	Joe Cardona	LS
50	Rob Ninkovich	LB
51	Barkevious Mingo	LB
52	Elandon Roberts	LB
53	Kyle Van Noy	LB
54	Dont'a Hightower	LB
58	Shea McClellin	LB
60	David Andrews	C
61	Marcus Cannon	OL
62	Joe Thuney	OL
68	LaAdrian Waddle	OL
69	Shaq Mason	OL
71	Cameron Fleming	OL
75	Ted Karras	G
77	Nate Solder	T
80	Danny Amendola	WR
82	Matt Lengel	TE
88	Martellus Bennett	TE
90	Malcom Brown	DL
92	Geneo Grissom	DL
93	Jabaal Sheard	DL
95	Chris Long	DE
97	Alan Branch	DL
98	Trey Flowers	DL
99	Vincent Valentine	DT

PRACTICE SQUAD

#	NAME	POS	HT	WT	BORN	YR	COLLEGE	H.S. HOMETOWN
64	Barker, Chris	OL	6-2	275	8/3/1990	2	Nevada	Etiwanda, Calif.
44	Bates, Trevor	LB	6-2	247	8/28/1993	R	Maine	Westbrook, Maine
65	Douglas, Jamil	OL	6-4	308	2/28/1992	2	Arizona State	Cypress, Calif.
66	Farris, Chase	OL	6-4	295	4/8/1993	R	Ohio State	Elyria, Ohio
35	Gaffney, Tyler	RB	6-0	220	4/20/1991	3	Stanford	San Diego, Calif.
47	Gronkowski, Glenn	FB	6-3	234	3/25/1993	R	Kansas State	Williamsville, N.Y.
74	Hamilton, Woodrow	DL	6-3	315	12/20/1992	R	Mississippi	Raleigh, Miss.
96	Kilgo, Darius	DL	6-3	319	12/14/1991	2	Maryland	Matthews, N.C.
16	Lucien, Devin	WR	6-2	200	6/26/1993	R	Arizona State	Encino, Calif.
17	White, DeAndrew	WR	6-0	192	10/16/1991	2	Alabama	Houston, Texas

PRACTICE SQUAD

#	NAME	POS
16	Devin Lucien	WR
17	DeAndrew White	WR
35	Tyler Gaffney	RB
44	Trevor Bates	LB
47	Glenn Gronkowski	FB
64	Chris Barker	OL
65	Jamil Douglas	OL
66	Chase Farris	OL
74	Woodrow Hamilton	DL
96	Darius Kilgo	DL

RESERVE/P.U.P

#	NAME	POS	HT	WT	BORN	YR	COLLEGE	H.S. HOMETOWN
63	Jackson, Tre'	G	6-4	320	12/14/1992	2	Florida State	Jesup, Ga.
76	Vollmer, Sebastian	T	6-8	320	7/10/1984	8	Houston	Kaarst, Germany

RESERVE/P.U.P.

#	NAME	POS
63	Tre' Jackson	G
76	Sebastian Vollmer	T

RESERVE/INJURED LIST

#	NAME	POS	HT	WT	BORN	YR	COLLEGE	H.S. HOMETOWN
55	Freemy, Jonathan	LB	6-2	255	6/15/1989	5	Rutgers	Coconut Creek, Fla.
87	Gronkowski, Rob	TE	6-6	265	5/14/1989	7	Arizona	Pittsburgh, Pa.
83	Scruggs, Greg	TE	6-3	277	8/17/1990	5	Louisville	Cincinnati, Ohio

RESERVE/INJURED LIST

#	NAME	POS
55	Jonathan Freemy	LB
83	Greg Scruggs	TE
87	Rob Gronkowski	TE

HEAD COACH: BILL BELICHICK

ASSISTANTS: Steve Belichick, Safeties; Josh Boyer, Cornerbacks; Moses Cabrera, Head Strength and Conditioning; Brian Daboll, Tight Ends; Brendan Daly, Defensive Line; Ivan Fears, Running Backs; Brian Flores, Linebackers; James Hardy, Assistant Strength and Conditioning; Joe Judge, Special Teams; Josh McDaniels, Offensive Coordinator/Quarterbacks; Chad O'Shea, Wide Receivers; Matt Patricia, Defensive Coordinator; Dante Scarnecchia, Offensive Line; Jerry Schuplinski, Assistant Quarterbacks; Ray Ventrone, Asst. Special Teams.



2016 NUMERICAL ROSTER

January 16, 2017

#	NAME	POS	HT	WT	AGE	YR	COLLEGE	HOW ACQ.
3	Stephen Gostkowski	K	6-1	215	32	11	Memphis	D4b-06
6	Ryan Allen	P	6-2	220	26	4	Louisiana Tech	FA-13
7	Jacoby Brissett	QB	6-4	235	23	R	North Carolina State	D3b-16
10	Jimmy Garoppolo	QB	6-2	225	25	3	Eastern Illinois	D2-14
11	Julian Edelman	WR	5-10	200	30	8	Kent State	D7a-09
12	Tom Brady	QB	6-4	225	39	17	Michigan	D6b-00
14	Michael Floyd	WR	6-2	220	27	5	Notre Dame	CW (ARI)-16
15	Chris Hogan	WR	6-1	210	28	4	Monmouth	RFA (BUF)-16
18	Matthew Slater	WR	6-0	205	31	9	UCLA	D5-08
19	Malcolm Mitchell	WR	6-1	200	23	R	Georgia	D4-16
21	Malcolm Butler	CB	5-11	190	26	3	West Alabama	FA-14
22	Justin Coleman	DB	5-11	190	23	2	Tennessee	FA-15
23	Patrick Chung	S	5-11	215	29	8	Oregon	FA-13
24	Cyrus Jones	CB	5-10	200	23	R	Alabama	D2-16
25	Eric Rowe	DB	6-1	205	24	2	Utah	TR (PHI)-16
26	Logan Ryan	CB	5-11	195	25	4	Rutgers	D3a-13
27	D.J. Foster	RB	6-0	195	23	R	Arizona State	FA-16
28	James White	RB	5-10	205	24	3	Wisconsin	D4b-14
29	LeGarrette Blount	RB	6-0	250	30	7	Oregon	FA-14
30	Duron Harmon	DB	6-1	205	25	4	Rutgers	D3b-13
31	Jonathan Jones	DB	5-10	190	23	R	Auburn	FA-16
32	Devin McCourty	DB	5-10	195	29	7	Rutgers	D1-10
33	Dion Lewis	RB	5-8	195	26	5	Pittsburgh	FA-15
36	Brandon King	DB	6-2	220	23	2	Auburn	FA-15
37	Jordan Richards	DB	5-11	210	23	2	Stanford	D2-15
38	Brandon Bolden	RB	5-11	220	26	5	Mississippi	FA-12
43	Nate Ebner	DB	6-0	220	28	5	Ohio State	D6-12
46	James Develin	FB	6-3	255	28	4	Brown	FA-12
49	Joe Cardona	LS	6-3	245	24	2	Navy	D5-15
50	Rob Ninkovich	LB	6-2	260	32	11	Purdue	FA-09
51	Barkevious Mingo	LB	6-4	240	26	4	Louisiana State	TR (CLE)-16
52	Elandon Roberts	LB	6-0	235	22	R	Houston	D6b-16
53	Kyle Van Noy	LB	6-3	243	25	3	Brigham Young	TR (DET)-16
54	Dont'a Hightower	LB	6-3	265	26	5	Alabama	D1b-12
58	Shea McClellin	LB	6-3	250	27	5	Boise State	UFA (CHI)-16
60	David Andrews	C	6-3	295	24	2	Georgia	FA-15
61	Marcus Cannon	OL	6-5	335	28	6	Texas Christian	D5a-11
62	Joe Thuney	OL	6-5	305	24	R	North Carolina State	D3a-16
68	LaAdrian Waddle	OL	6-6	315	25	4	Texas Tech	CW (DET)-15
69	Shaq Mason	OL	6-1	310	23	2	Georgia Tech	D4c-15
71	Cameron Fleming	OL	6-6	320	24	3	Stanford	D4c-14
75	Ted Karras	G	6-4	305	23	R	Illinois	D6c-16
77	Nate Solder	T	6-8	325	28	6	Colorado	D1-11
80	Danny Amendola	WR	5-11	190	31	8	Texas Tech	UFA (STL)-13
82	Matt Lengel	TE	6-7	266	26	1	Eastern Kentucky	FA-16
88	Martellus Bennett	TE	6-6	275	29	9	Texas A&M	TR (CHI)-16
90	Malcom Brown	DL	6-2	320	22	2	Texas	D1-15
92	Geneo Grissom	DL	6-4	265	24	2	Oklahoma	D3-15
93	Jabaal Sheard	DL	6-3	265	27	6	Pittsburgh	UFA (CLE)-15
95	Chris Long	DE	6-3	270	31	9	Virginia	FA-16
97	Alan Branch	DL	6-6	350	32	10	Michigan	FA-14
98	Trey Flowers	DL	6-2	265	23	2	Arkansas	D4a-15
99	Vincent Valentine	DT	6-3	320	22	R	Nebraska	D3c-16

PRACTICE SQUAD

#	NAME	POS	HT	WT	AGE	YR	COLLEGE	HOW ACQ.
16	Devin Lucien	WR	6-2	200	23	R	Arizona State	D7-16
17	DeAndrew White	WR	6-0	192	25	2	Alabama	FA-16
35	Tyler Gaffney	RB	6-0	220	25	3	Stanford	CW (CAR)-14
44	Trevor Bates	LB	6-2	247	23	R	Maine	FA-16
47	Glenn Gronkowski	FB	6-3	235	23	R	Kansas State	FA-16
64	Chris Barker	OL	6-2	275	26	2	Nevada	FA-16
65	Jamil Douglas	OL	6-4	308	24	2	Arizona State	FA-16
66	Chase Farris	OL	6-4	295	23	R	Ohio State	FA-16
74	Woodrow Hamilton	DL	6-3	315	24	R	Mississippi	FA-16
96	Darius Kilgo	DL	6-3	319	25	2	Maryland	CW (DEN)-16

RESERVE/P.U.P.

#	NAME	POS	HT	WT	AGE	YR	COLLEGE	HOW ACQ.
63	Tre' Jackson	G	6-4	320	24	2	Florida State	D4b-15
76	Sebastian Vollmer	T	6-8	320	32	8	Houston	D2d-09

RESERVE/INJURED LIST

#	NAME	POS	HT	WT	AGE	YR	COLLEGE	(IR DATE)
55	Jonathan Freeny	LB	6-2	255	27	5	Rutgers	(10/15/2016)
83	Greg Scruggs	TE	6-3	277	26	5	Louisville	(10/15/2016)
87	Rob Gronkowski	TE	6-6	265	27	7	Arizona	(12/03/2016)



2016 POSITIONAL ROSTER

January 16, 2017

DEFENSE (25)								
#	NAME	POS	HT	WT	BORN	YR	COLLEGE	H.S. HOMETOWN
DEFENSIVE LINE (7)								
97	Branch, Alan	DL	6-6	350	12/29/1984	10	Michigan	Rio Rancho, N.M.
90	Brown, Malcom	DL	6-2	320	2/2/1994	2	Texas	Brenham, Texas
98	Flowers, Trey	DL	6-2	265	8/16/1993	2	Arkansas	Huntsville, Ala.
92	Grissom, Geneo	DL	6-4	265	6/4/1992	2	Oklahoma	Hutchinson, Kan.
95	Long, Chris	DE	6-3	275	3/28/1985	9	Virginia	Charlottesville, Va.
93	Sheard, Jabaal	DL	6-3	265	5/10/1989	6	Pittsburgh	Hollywood, Fla.
99	Valentine, Vincent	DT	6-3	320	2/23/1994	R	Nebraska	Edwardsville, Ill.
LINEBACKER (6)								
54	Hightower, Dont'a	LB	6-3	265	3/12/1990	5	Alabama	Lewisburg, Tenn.
58	McClellin, Shea	LB	6-3	250	8/1/1989	5	Boise State	Marsing, Idaho
51	Mingo, Barkevious	LB	6-4	240	10/4/1990	4	Louisiana State	West Monroe, La.
50	Ninkovich, Rob	LB	6-2	260	2/1/1984	11	Purdue	Blue Island, Ill.
52	Roberts, Elandon	LB	6-0	235	4/22/1994	R	Houston	Port Arthur, Texas
53	Van Noy, Kyle	LB	6-3	243	3/26/1991	3	Brigham Young	Reno, Nev.
DEFENSIVE BACK (12)								
21	Butler, Malcolm	CB	5-11	190	3/2/1990	3	West Alabama	Vicksburg, Miss.
23	Chung, Patrick	S	5-11	215	8/19/1987	8	Oregon	Rancho Cucamonga, Calif.
22	Coleman, Justin	DB	5-11	190	3/27/1993	2	Tennessee	Brunswick, Ga.
43	Ebner, Nate	DB	6-0	220	12/14/1988	5	Ohio State	Dublin, Ohio
30	Harmon, Duron	DB	6-1	205	1/24/1991	4	Rutgers	Magnolia, Del.
24	Jones, Cyrus	CB	5-10	200	11/29/1993	R	Alabama	Baltimore, Md.
31	Jones, Jonathan	DB	5-10	190	9/20/1993	R	Auburn	Carrollton, Ga.
36	King, Brandon	DB	6-2	220	6/8/1993	2	Auburn	Alabaster, Ala.
32	McCourty, Devin	DB	5-10	195	8/13/1987	7	Rutgers	Montvale, N.J.
37	Richards, Jordan	DB	5-11	210	1/21/1993	2	Stanford	Folsom, Calif.
25	Rowe, Eric	DB	6-1	205	10/3/1992	2	Utah	Klein, Texas
26	Ryan, Logan	CB	5-11	195	2/9/1991	4	Rutgers	Voorhees, N.J.
OFFENSE (25)								
#	NAME	POS	HT	WT	BORN	YR	COLLEGE	H.S. HOMETOWN
OFFENSIVE LINE (8)								
60	Andrews, David	C	6-3	295	7/10/1992	2	Georgia	Johns Creek, Ga.
61	Cannon, Marcus	OL	6-5	335	5/6/1988	6	Texas Christian	Odessa, Texas
71	Fleming, Cameron	OL	6-6	320	9/3/1992	3	Stanford	Houston, Texas
75	Karras, Ted	G	6-4	305	3/15/1993	R	Illinois	Indianapolis, Ind.
69	Mason, Shaq	OL	6-1	310	8/28/1993	2	Georgia Tech	Columbia, Tenn.
77	Solder, Nate	T	6-8	325	4/12/1988	6	Colorado	Buena Vista, Co.
62	Thuney, Joe	OL	6-5	305	11/18/1992	R	North Carolina State	Centerville, Ohio
68	Waddle, LaAdrian	OL	6-6	315	7/21/1991	4	Texas Tech	Columbus, Texas
QUARTERBACK (3)								
12	Brady, Tom	QB	6-4	225	8/3/1977	17	Michigan	San Mateo, Calif.
7	Brissett, Jacoby	QB	6-4	235	12/11/1993	R	North Carolina State	West Palm Beach, Fla.
10	Garoppolo, Jimmy	QB	6-2	225	11/2/1991	3	Eastern Illinois	Arlington Heights, Ill.
WIDE RECEIVER (6)								
80	Amendola, Danny	WR	5-11	190	11/2/1985	8	Texas Tech	The Woodlands, Texas
11	Edelman, Julian	WR	5-10	200	5/22/1986	8	Kent State	Redwood City, Calif.
14	Floyd, Michael	WR	6-2	220	11/27/1989	5	Notre Dame	St. Paul, Minn.
15	Hogan, Chris	WR	6-1	210	10/24/1988	4	Monmouth	Wykoff, N.J.
19	Mitchell, Malcolm	WR	6-1	200	7/20/1993	R	Georgia	Valdosta, Ga.
18	Slater, Matthew	WR	6-0	205	9/9/1985	9	UCLA	Anaheim, Calif.
RUNNING BACK (6)								
29	Blount, LeGarrette	RB	6-0	250	12/5/1986	7	Oregon	Perry, Fla.
38	Bolden, Brandon	RB	5-11	220	1/26/1990	5	Mississippi	Baton Rouge, La.
46	Develin, James	FB	6-3	255	7/23/1988	4	Brown	Gilbertsville, Pa.
27	Foster, D.J.	RB	6-0	195	11/22/1993	R	Arizona State	Scottsdale, Ariz.
33	Lewis, Dion	RB	5-8	195	9/27/1990	5	Pittsburgh	Blairstown, N.J.
28	White, James	RB	5-10	205	2/3/1992	3	Wisconsin	Ft. Lauderdale, Fla.
TIGHT END (2)								
88	Bennett, Martellus	TE	6-6	275	3/10/1987	9	Texas A&M	Taylor, Texas
82	Lengel, Matt	TE	6-7	266	12/27/1990	1	Eastern Kentucky	Mechanicsburg, Pa.
SPECIALISTS (3)								
#	NAME	POS	HT	WT	BORN	YR	COLLEGE	H.S. HOMETOWN
SPECIALISTS (3)								
6	Allen, Ryan	P	6-2	220	2/28/1990	4	Louisiana Tech	Salem, Ore.
49	Cardona, Joe	LS	6-3	245	4/16/1992	2	Navy	El Cajon, Calif.
3	Gostkowski, Stephen	K	6-1	215	1/28/1984	11	Memphis	Madison, Miss.
RESERVE/PUP (2)								
#	NAME	POS	HT	WT	BORN	YR	COLLEGE	H.S. HOMETOWN
RESERVE/PUP (2)								
63	Jackson, Tre'	G	6-4	320	12/14/1992	2	Florida State	Jesup, Ga.
76	Vollmer, Sebastian	T	6-8	320	7/10/1984	8	Houston	Kaart, Germany
RESERVE/INJURED (3)								
#	NAME	POS	HT	WT	BORN	YR	COLLEGE	H.S. HOMETOWN
RESERVE/INJURED (3)								
55	Freeny, Jonathan	LB	6-2	255	6/15/1989	5	Rutgers	Coconut Creek, Fla.
87	Gronkowski, Rob	TE	6-6	265	5/14/1989	7	Arizona	Pittsburgh, Pa.
83	Scruggs, Greg	TE	6-3	277	8/17/1990	5	Louisville	Cincinnati, Ohio



HOW THE PATRIOTS WERE BUILT

UPDATED: January 16, 2017

<u>YEAR</u>	<u>DRAFTEES (27)</u>	<u>VETERAN FREE AGENTS (10)</u>	<u>WAIVERS (2) / TRADES (4)</u>	<u>ROOKIE AND FIRST-YEAR FREE AGENTS (10)</u>
2000	Tom Brady (6b)			
2006	Stephen Gostkowski (4b)			
2008	Matthew Slater (5)			
2009	Julian Edelman (7a)	Rob Ninkovich (5) (NO)		
2010	Devin McCourty (1)			
2011	Nate Solder (1) Marcus Cannon (5a)			
2012	Dont'a Hightower (1b) Nate Ebner (6)			Brandon Bolden (fa) James Develin (fa) (CIN)
2013	Logan Ryan (3a) Duron Harmon (3b)	Danny Amendola (fa) (DAL)		Ryan Allen (fa)
2014	Jimmy Garoppolo (2) James White (4b) Cameron Fleming (4c)	LeGarrette Blount (fa) (TEN) Alan Branch (2) (ARI) Patrick Chung (2) (NE)		Malcolm Butler (fa)
2015	Malcom Brown (1) Jordan Richards (2) Geneo Grissom (3) Trey Flowers (4a) Shaq Mason (4c) Joe Cardona (5)	Dion Lewis (5) (PHI) Jabaal Sheard (2) (CLE)	LaAdrian Waddle (fa) CW (DET)	David Andrews (fa) Justin Coleman (fa) (MIN) Brandon King (fa)
2016	Cyrus Jones (2) Joe Thuney (3a) Jacoby Brissett (3b) Vincent Valentine (3c) Malcolm Mitchell (4) Elandon Roberts (6b) Ted Karras (6c)	Chris Hogan (fa) (SF) Chris Long (1) (STL) Shea McClellin (1) (CHI)	Martellus Bennett (2) (tr-CHI) Michael Floyd (1) CW (ARI) Barkevious Mingo (1) (tr-CLE) Eric Rowe (2) (tr-PHI) Kyle Van Noy (2) (tr-DET)	D.J. Foster (fa) Jonathan Jones (fa) Matt Lengel (fa) (CIN)
NOTE: Team in parenthesis is the player's prior team (#) – indicates round drafted (fa) – indicates non-drafted free agents		<u>RESERVE/PUP: (2)</u> Tre' Jackson (4b) Sebastian Vollmer (2d)	<u>RESERVE/INJURED (3)</u> Jonathan Freeny (fa) (MIA) Rob Gronkowski (2a) Greg Scruggs (7) (SEA)	



UNOFFICIAL DEPTH CHART

Unofficial depth chart compiled by Patriots media relations

OFFENSE

WR: 15 Chris Hogan	80 Danny Amendola	18 Matthew Slater
LT: 77 Nate Solder	68 LaAdrian Waddle	
LG: <u>62 Joe Thuney</u>	69 Shaq Mason	
C: 60 David Andrews	<u>75 Ted Karras</u>	
RG: 69 Shaq Mason	<u>75 Ted Karras</u>	
RT: 61 Marcus Cannon	71 Cameron Fleming	
TE: 88 Martellus Bennett	82 Matt Lengel	
WR: 11 Julian Edelman	<u>19 Malcolm Mitchell</u>	14 Michael Floyd
QB: 12 Tom Brady	10 Jimmy Garoppolo	<u>7 Jacoby Brissett</u>
RB: 28 James White	33 Dion Lewis	46 James Develin
RB: 29 LeGarrette Blount	38 Brandon Bolden	<u>27 D.J. Foster</u>

DEFENSE

LE: 95 Chris Long	92 Geneo Grissom	
DT: 97 Alan Branch	<u>99 Vincent Valentine</u>	
DT: 90 Malcom Brown	<u>99 Vincent Valentine</u>	
RE: 98 Trey Flowers	93 Jabaal Sheard	
LB: 58 Shea McClellin	51 Barkevious Mingo	<u>52 Elandon Roberts</u>
LB: 54 Dont'a Hightower	53 Kyle Van Noy	
LB: 50 Rob Ninkovich	58 Shea McClellin	
RCB: 26 Logan Ryan	25 Eric Rowe	<u>24 Cyrus Jones</u>
LCB: 21 Malcolm Butler	22 Justin Coleman	<u>31 Jonathan Jones</u>
S: 23 Patrick Chung	30 Duron Harmon	37 Jordan Richards
S: 32 Devin McCourty	43 Nate Ebner	36 Brandon King

SPECIAL TEAMS

K: 3 Stephen Gostkowski			
P: 6 Ryan Allen			
H: 6 Ryan Allen			
PR: 80 Danny Amendola	<u>24 Cyrus Jones</u>	11 Julian Edelman	
KR: <u>24 Cyrus Jones</u>	80 Danny Amendola	18 Matthew Slater	<u>27 D.J. Foster</u>
LS: 49 Joe Cardona			

PRONUNCIATION GUIDE

Danny Amendola	am-men-DOLE-uh	Dont'a Hightower	don-TAY
LeGarrette Blount	LUH-gare-et BLUNT	Ted Karras	CARE-us
Jacoby Brissett	briss-ETTE	Matt Lengel	LENG-guhl
Joe Cardona	car-DOAN-a	Barkevious Mingo	bar-KEY-vee-us
Stephen Gostkowski	gost-COW-ski	Jabaal Sheard	juh-BALL SHEERD
Geneo Grissom	GEE-no	Joe Thuney	TOO-nee



2016 TRANSACTIONS

UPDATED: January 16, 2017

JANUARY, 2016

1/25/2016	Barker, Chris	Signed to a future contract
1/25/2016	Carter, DeAndre	Signed to a future contract
1/25/2016	Iosefa, Joey	Signed to a future contract
1/25/2016	Melvin, Rashaan	Signed to a future contract
1/25/2016	Milton, Keavon	Signed to a future contract
1/25/2016	Thompson, Cedric	Signed to a future contract
1/25/2016	Vaughters, James	Signed to a future contract
1/25/2016	Vereen, Brock	Signed to a future contract
1/26/2016	Vellano, Joe	Signed to a future contract

FEBRUARY, 2016

2/17/2016	Johnson, Leonard	Released
-----------	------------------	----------

MARCH, 2016

3/2/2016	Chandler, Scott	Released
3/2/2016	LaFell, Brandon	Released
3/4/2016	Fleming, Darius	Released
3/9/2016	Humber, Ramon	Signed
3/9/2016	Fletcher, Dane	Released
3/11/2016	Hogan, Chris	Signed
3/11/2016	Kearse, Frank	Signed
3/15/2016	Ebner, Nate	Re-signed
3/15/2016	Cooper, Jonathan	Acquired Via Trade (Arizona)
3/15/2016	Jones, Chandler	Traded to Arizona
3/17/2016	Bennett, Martellus	Acquired Via Trade (Chicago)
3/18/2016	Brown, Donald	Signed
3/18/2016	Long, Chris	Signed
3/18/2016	McClellin, Shea	Signed
3/24/2016	Washington, Nate	Signed
3/30/2016	Biggers, E.J.	Signed

APRIL, 2016

4/4/2016	Harbor, Clay	Signed
4/4/2016	Knighton, Terrance	Signed
4/7/2016	Kuhn, Markus	Signed
4/11/2016	Gaffney, Tyler	Released
4/12/2016	Blount, LeGarrette	Signed
4/12/2016	Coleman, Justin	Signed
4/12/2016	King, Brandon	Signed
4/13/2016	Easley, Dominique	Released
4/14/2016	Gaffney, Tyler	Signed
4/15/2016	Jones, Chris	Released
4/15/2016	Kitchen, Ishmael	Released
4/22/2016	Steward, Tony	Signed
4/22/2016	Yount, Christian	Signed
4/29/2016	Jones, Cyrus	Drafted
4/29/2016	Thuney, Joe	Drafted
4/29/2016	Brissett, Jacoby	Drafted
4/29/2016	Valentine, Vincent	Drafted
4/30/2016	Mitchell, Malcolm	Drafted
4/30/2016	Grugier-Hill, Kamu	Drafted
4/30/2016	Roberts, Elandon	Drafted
4/30/2016	Karras, Ted	Drafted
4/30/2016	Lucien, Devin	Drafted

MAY, 2016

5/2/2016	Melvin Rashaan	Released
5/2/2016	Vaughters, James	Released
5/6/2016	Jones, Cyrus	Signed/Draft Choice
5/6/2016	Thuney, Joe	Signed/Draft Choice
5/6/2016	Valentine, Vincent	Signed/Draft Choice
5/6/2016	Mitchell, Malcolm	Signed/Draft Choice
5/6/2016	Grugier-Hill, Kamu	Signed/Draft Choice
5/6/2016	Roberts, Elandon	Signed/Draft Choice
5/6/2016	Karras, Ted	Signed/Draft Choice
5/6/2016	Lucien, Devin	Signed/Draft Choice
5/6/2016	Bentley, V'Angelo	Signed
5/6/2016	Foster, D.J.	Signed
5/6/2016	Hamilton, Woodrow	Signed
5/6/2016	Johnson, D.J.	Signed
5/6/2016	Jones, Jonathan	Signed
5/6/2016	LeBlanc, Cre'von	Signed
5/6/2016	Scheu, Steven	Signed
5/6/2016	Williams, Bryce	Signed
5/6/2016	Iosefa, Joey	Released
5/9/2016	Johnson, Anthony	Signed
5/9/2016	Bostic, Jonathan	Traded to Detroit
5/11/2016	Steward, Tony	Released
5/13/2016	Iosefa, Joey	Signed

JUNE, 2016

6/10/2016	Williams, Michael	Released
6/16/2016	Brissett, Jacoby	Signed/Draft Choice

JULY, 2016

7/21/2016	Johnson, C.J.	Released
7/21/2016	Yount, Christian	Released
7/24/2016	Kerbyson, Kyler	Signed
7/24/2016	Sunseri, Vinnie	Signed
7/27/2016	Halapio, Jon	Signed
7/27/2016	Pascoe, Bear	Signed

AUGUST, 2016

8/14/2016	Kerbyson, Kyler	Released
8/16/2016	Vereen, Brock	Released
8/22/2016	Bentley, V'Angelo	Released
8/22/2016	Pascoe, Bear	Released
8/22/2016	Thompson, Cedric	Released
8/23/2016	Biggers, E.J.	Released
8/23/2016	Brown, Donald	Released
8/23/2016	Kearse, Frank	Released
8/24/2016	Washington, Nate	Released
8/25/2016	Mingo, Barkevious	Acquired Via Trade (Cleveland)
8/29/2016	Knighton, Terrance	Released
8/29/2016	Stork, Bryan	Released
8/29/2016	Jackson, Tre'	Placed on Reserve/P.U.P.
8/30/2016	Humber, Ramon	Released
8/30/2016	Milton, Keavon	Released
8/30/2016	Scheu, Steven	Released
8/30/2016	Lewis, Dion	Placed on Reserve/P.U.P.
8/30/2016	Vollmer, Sebastian	Placed on Reserve/P.U.P.

SEPTEMBER, 2016

9/3/2016	Barker, Chris	Released
9/3/2016	Carter, DeAndre	Released
9/3/2016	Dobson, Aaron	Released
9/3/2016	Gaffney, Tyler	Released
9/3/2016	Grissom, Geneo	Released
9/3/2016	Grugier-Hill, Kamu	Released
9/3/2016	Halapio, Jon	Released
9/3/2016	Hamilton, Woodrow	Released
9/3/2016	Harper, Chris	Released
9/3/2016	Iosefa, Joey	Released
9/3/2016	Johnson, Rufus	Released
9/3/2016	Kuhn, Markus	Released
9/3/2016	LeBlanc, Cre'von	Released
9/3/2016	Lucien, Devin	Released
9/3/2016	Martin, Keshawn	Released
9/3/2016	Roberts, Darryl	Released
9/3/2016	Snyder, Kevin	Released
9/3/2016	Sunseri, Vinnie	Released
9/3/2016	Vellano, Joe	Released
9/3/2016	Williams, Bryce	Released
9/4/2016	Barker, Chris	Signed to the practice squad
9/4/2016	DeBord, Clay	Signed to the practice squad
9/4/2016	Grissom, Geneo	Signed to the practice squad
9/4/2016	Hamilton, Woodrow	Signed to the practice squad
9/4/2016	Johnson, Rufus	Signed to the practice squad
9/4/2016	Lucien, Devin	Signed to the practice squad
9/5/2016	Sankey, Bishop	Signed to the practice squad
9/5/2016	Street, Devin	Signed to the practice squad
9/6/2016	Hilton, Mike	Signed to the practice squad
9/6/2016	Sunseri, Vinnie	Signed to the practice squad
9/7/2016	Rowe, Eric	Acquired Via Trade (Philadelphia)
9/7/2016	Kline, Josh	Released
9/7/2016	Gause, Quentin	Signed to the practice squad
9/7/2016	Johnson, Rufus	Released from the practice squad
9/13/2016	Hilton, Mike	Released from the practice squad
9/14/2016	White, DeAndrew	Signed to the practice squad
9/15/2016	Silberman, Ian	Signed to the practice squad
9/15/2016	DeBord, Clay	Released from the practice squad
9/26/2016	Johnson, Anthony	Released
9/27/2016	Hughes III, John	Signed
9/27/2016	Brown, Da'Ron	Signed to the practice squad
9/28/2016	Johnson, Anthony	Signed to the practice squad
9/28/2016	Silberman, Ian	Released from the practice squad

OCTOBER, 2016

10/1/2016	Scruggs, Greg	Signed
10/1/2016	Gronkowski, Glenn	Signed to the practice squad
10/1/2016	Hughes III, John	Released
10/1/2016	Brown, Da'Ron	Released from the practice squad
10/3/2016	Harbor, Clay	Released
10/5/2016	Farris, Chase	Signed to the practice squad
10/5/2016	Gause, Quentin	Released from the practice squad
10/7/2016	Brissett, Jacoby	Placed on Reserve/Injured
10/8/2016	Hamilton, Woodrow	Signed from the practice squad
10/8/2016	Cooper, Jonathan	Released
10/11/2016	Silberman, Ian	Signed to the practice squad
10/12/2016	Evans, Shaquille	Signed to the practice squad
10/12/2016	Gronkowski, Glenn	Released from the practice squad



2016 TRANSACTIONS

OCTOBER, 2016 (continued)

10/15/2016	Grissom, Geneo	Signed from the practice squad
10/15/2016	Johnson, Anthony	Signed from the practice squad
10/15/2016	Freeny, Jonathan	Placed on Reserve/Injured
10/15/2016	Scruggs, Greg	Placed on Reserve/Injured
10/17/2016	Gaffney, Tyler	Signed from the practice squad
10/17/2016	Gronkowski, Glenn	Signed from the practice squad
10/18/2016	Douglas, Jamil	Signed to the practice squad
10/18/2016	Silberman, Ian	Released from the practice squad
10/20/2016	Reilly, Trevor	Signed to the practice squad
10/20/2016	Evans, Shaquelle	Released from the practice squad
10/24/2016	Johnson, Anthony	Released
10/24/2016	Sunseri, Vinnie	Released from the practice squad
10/25/2016	Van Noy, Kyle	Acquired Via Trade (Detroit)
10/25/2016	Derby, AJ	Traded to Denver
10/25/2016	Gary, Shamiel	Signed to the practice squad
10/26/2016	Johnson, Anthony	Signed to the practice squad
10/26/2016	Farris, Chase	Released from the practice squad
10/29/2016	Gaffney, Tyler	Signed from the practice squad
10/31/2016	Collins, Jamie	Traded to Cleveland

NOVEMBER, 2016

11/1/2016	Farris, Chase	Signed to the practice squad
11/1/2016	Traylor, Austin	Signed to the practice squad
11/2/2016	Lengel, Matt	Signed from Cincinnati practice squad
11/7/2016	Bates, Trevor	Signed to the practice squad
11/7/2016	Gronkowski, Glenn	Released from the practice squad
11/10/2016	Gaffney, Tyler	Released
11/12/2016	Lewis, Dion	Activated to the 53-man roster
11/12/2016	Backman, Kennard	Signed to the practice squad
11/12/2016	Gaffney, Tyler	Signed to the practice squad
11/12/2016	Traylor, Austin	Released from the practice squad
11/15/2016	Backman, Kennard	Released from the practice squad
11/16/2016	Gronkowski, Glenn	Signed to the practice squad
11/26/2016	Gary, Shamiel	Released from the practice squad
11/28/2016	Foster, D.J.	Released
11/28/2016	Kilgo, Darius	Claimed off Waivers (Denver)
11/29/2016	Backman, Kennard	Signed to the practice squad
11/30/2016	Foster, D.J.	Signed to the practice squad
11/30/2016	Gronkowski, Glenn	Released from the practice squad

DECEMBER, 2016

12/2/2016	Gronkowski, Glenn	Signed to the practice squad
12/2/2016	Backman, Kennard	Released from the practice squad
12/3/2016	Gronkowski, Rob	Placed on Reserve/Injured
12/3/2016	Foster, D.J.	Signed from the practice squad
12/8/2016	Kilgo, Darius	Released
12/9/2016	Whalen, Griff	Signed
12/10/2016	Kilgo, Darius	Signed to the practice squad
12/15/2016	Floyd, Michael	Claimed off Waivers (Arizona)
12/15/2016	Whalen, Griff	Released
12/21/2016	Brissett, Jacoby	Activated to the 53-man roster
12/21/2016	Hamilton, Woodrow	Released
12/23/2016	Hamilton, Woodrow	Signed to the practice squad



ROBERT KRAFT


PLAYOFF NOTES

TWO DECADES OF SUCCESS

Since purchasing the New England Patriots in 1994, Robert Kraft has won more championships than any other team over that span.

SUPER BOWL CHAMPIONSHIPS SINCE 1994

New England Patriots	4
Denver Broncos	3
Baltimore Ravens	2
Green Bay Packers.....	2
Pittsburgh Steelers	2
N.Y. Giants	2



ALL-TIME POSTSEASON WINS BY AN OWNER

Robert Kraft has 26 career postseason wins, the third-most in NFL history.

WINS	OWNERSHIP
36	The Rooney Family, Pittsburgh (1933-present)
34	Green Bay Packers (1919-present)
26	Robert Kraft, New England (1994-present)
24	The Mara Family, N.Y. Giants (1925-present)
22	Eddie DeBartolo, Jr., San Francisco (1977-1999)
21	Al Davis, Oakland/Los Angeles (1972-2011)
21	Pat Bowlen, Denver (1984-present)

FASTEST TO 250 WINS

Robert Kraft reached 250 career wins in his 368th game, tying the Halas family for the fewest games to reach 250 wins.

(Among privately owned teams)

OWNER	TEAM	GAMES TO 250 WINS
Robert Kraft	New England	368
Halas Family	Chicago	368

WINNING TRADITION

Kraft's winning percentage with the Patriots (.690) since taking over the team in 1994 is the highest among all owners/ownership groups with at least 200 wins (regular and postseason) with one team. He is just one of five owners with at least 200 wins and a winning percentage over .600.

OWNER	TEAM	YEARS	WINNING PCT.
Robert Kraft	Patriots	1994-present	.690
Eddie DeBartolo, Jr.	49ers	1977-1999	.636
Clint Murchison, Jr.	Cowboys	1960-1983	.634
Pat Bowlen	Denver	1984-2015	.610
Joe Robbie	Dolphins	1966-1989	.609

SEVEN CONFERENCE TITLES ARE TIED FOR MOST OF ANY NFL OWNER IN SUPER BOWL ERA

The 2014 AFC Championship was the seventh conference championship for Robert Kraft, tied for most conference championships as an owner. Denver's Pat Bowlen matched Kraft's total with the 2015 AFC Title.

MOST CONFERENCE CHAMPIONSHIPS BY AN OWNER IN SUPER BOWL ERA

OWNER	TEAM	#	SEASONS	SUPER BOWL APPEARANCES
Robert Kraft	New England	7	1996, 2001, 2003, 2004, 2007, 2011, 2014	XXXI, XXXVI, XXXVIII, XXXIX, XLII, XLVI, XLIX
Pat Bowlen	Denver	7	1986, 1987, 1989, 1997, 1998, 2013, 2015	XXI, XXII, XXIV, XXXII, XXXIII, XLVIII, 50
Jack Kent Cooke	Washington	5	1972, 1982, 1983, 1987, 1991	VII, XVII, XVIII, XXII, XXVI
Al Davis	Oakland/L.A. Raiders	5	1967, 1976, 1980, 1983, 2002	II, XI, XV, XVIII, XXXVII
Eddie DeBartolo	San Francisco	5	1981, 1984, 1988, 1989, 1994	XVI, XIX, XXIII, XXIV, XXIX
Clint Murchison	Dallas	5	1970, 1971, 1975, 1977, 1978	V, VI, X, XII, XIII
Packers Stockholders	Green Bay	5	1966, 1967, 1996, 1997, 2010	I, II, XXXI, XXXII, XLV
Joe Robbie	Miami	5	1971, 1972, 1973, 1982, 1984	VI, VII, VIII, XVII, XIX
Art Rooney	Pittsburgh	4	1974, 1975, 1978, 1979	IX, X, XII, XIV
Dan Rooney	Pittsburgh	4	1995, 2005, 2008, 2010	XXX, XL, XLIII, XLV
Ralph Wilson	Buffalo	4	1990, 1991, 1992, 1993	XXV, XXVI, XXVII, XXVIII
Max Winter	Minnesota	4	1969, 1973, 1974, 1976	IV, VII, IX, XI
Georgia Frontiere	L.A./St. Louis Rams	3	1979, 1999, 2001	XIV, XXXIV, XXXVI
Jerry Jones	Dallas	3	1992, 1993, 1995	XXXVII, XXXVIII, XXX
Wellington Mara	N.Y. Giants	3	1986, 1990, 2000	XXI, XXV, XXXV

PLAYOFF SEASONS SINCE 1994

Since Robert Kraft purchased the team in 1994, the New England Patriots have qualified for the playoffs 18 times, tied for the most of any NFL team.

OWNER	TEAM	PLAYOFF SEASONS
Robert Kraft	New England	18
Packers Shareholders	Green Bay	18
Robert and Jim Irsay	Indianapolis	16
Rooney Family	Pittsburgh	15
Jeffrey Lurie	Philadelphia	12
Bowlen Family	Denver	12

PLAYOFF GAMES SINCE 1994

Since Robert Kraft purchased the team in 1994, the New England Patriots have played in an NFL-high 38 postseason games.

OWNER	TEAM	PLAYOFF GAMES
Robert Kraft	New England	39
Packers Shareholders	Green Bay	35
Rooney Family	Pittsburgh	32
Robert and Jim Irsay	Indianapolis	29
Paul Allen	Seattle	24
Jeffery Lurie	Philadelphia	23
Art Modell and Steve Bisciotti	Baltimore	23
Bowlen Family	Denver	23



PATRIOTS

PLAYOFF NOTES

PATRIOTS IN THE PLAYOFFS

The Patriots have qualified for the playoffs 24 times in their 57-year history. Eighteen of those playoff berths have come in the 23 seasons since Robert Kraft purchased the team in 1994, a dramatic contrast to the six total playoff berths the team earned in its first 34 years of existence. The Patriots have won 19 division crowns, including 14 in the last 16 seasons, and have qualified as a Wild Card team four times [1976, 1985, 1994 and 1998]. The Patriots also qualified for the playoffs in 1982 during the strike season.

PATRIOTS PLAYOFF SEASONS (24)

Year	How Qualified	Seed	Record	Result
2016	Division Champions	1	1-0	??????
2015	Division Champions	2	1-1	AFC Championship Game
2014	Division Champions	1	3-0	Super Bowl Champions
2013	Division Champions	2	1-1	AFC Championship Game
2012	Division Champions	2	1-1	AFC Championship Game
2011	Division Champions	1	2-1	AFC Champions
2010	Division Champions	1	0-1	AFC Divisional Round
2009	Division Champions	3	0-1	Wild Card Round
2007	Division Champions	1	2-1	AFC Champions
2006	Division Champions	4	2-1	AFC Championship Game
2005	Division Champions	4	1-1	AFC Divisional Round
2004	Division Champions	2	3-0	Super Bowl Champions
2003	Division Champions	1	3-0	Super Bowl Champions
2001	Division Champions	2	3-0	Super Bowl Champions
1998	Wild Card	6	0-1	Wild Card Round
1997	Division Champions	3	1-1	AFC Divisional Round
1996	Division Champions	2	2-1	AFC Champions
1994	Wild Card	5	0-1	Wild Card Round
1986	Division Champions	3	0-1	AFC Divisional Round
1985	Wild Card	5	3-1	AFC Champions
1982*	16-Team Format	7	0-1	First Round
1978	Division Champions	2	0-1	AFC Divisional Round
1976	Wild Card	4	0-1	AFC Divisional Round
1963	Division Champions	-	1-1	AFL Championship Game

*-Strike Year

30-19 Record

MOST PLAYOFF WINS IN A DECADE

The Patriots won 14 playoff games in the decade from 2000-09, tying the 1970s Pittsburgh Steelers and Dallas Cowboys for the most playoff victories by any NFL team in either the 1930s, 1940s, 1950s, 1960s, 1970s, 1980s, 1990s or 2000s.

MOST PLAYOFF VICTORIES IN A DECADE

Team	Decade	Playoff Wins	Championships
New England	2000s	14	2001, 2003, 2004
Dallas	1970s	14	1971, 1977
Pittsburgh	1970s	14	1974, 1975, 1978, 1979
San Francisco	1980s	13	1981, 1984, 1988, 1989
Dallas	1990s	12	1992, 1993, 1995
Washington	1980s	11	1982, 1987
New England	2009-present	10	2014
Buffalo	1990s	10	-
Pittsburgh	2000s	10	2005, 2008

SUSTAINED PLAYOFF SUCCESS

The Patriots won 11 playoff games from 2003-07, tying the NFL's highest playoff victory total over a five-season span. New England won three playoff games in 2003, three in 2004, one in 2005, two in 2006 and two in 2007.

MOST PLAYOFF VICTORIES IN A FIVE-YEAR SPAN

Team	5-Year Span	Playoff Wins	SB Wins
New England Patriots	2003-07	11	2
Dallas Cowboys	1991-95	11	3
Dallas Cowboys	1992-96	11	3
New England Patriots	2001-05	10	3
Pittsburgh Steelers	1974-78	10	3
Pittsburgh Steelers	1975-79	10	3
Buffalo Bills	1990-94	9	0
Green Bay Packers	1993-97	9	1
Baltimore Ravens	2008-12	9	1

PATRIOTS AT HOME IN THE PLAYOFFS

The Patriots are 19-4 (.826) at home in the playoffs in their history. Twenty-two of the franchise's 23 home playoff games have taken place since Robert Kraft purchased the team 23 years ago. After Kraft bought the team, the Patriots won 11 consecutive home playoff games before experiencing a home loss.

PATRIOTS AT HOME IN THE PLAYOFFS (19-4)

Date	Round	Opponent	W/L	Score
01/14/17	AFC Divisional	Houston	W	34-16
01/16/16	AFC Divisional	Kansas City	W	27-20
01/18/15	AFC Championship	Indianapolis	W	45-7
01/10/15	AFC Divisional	Baltimore	W	35-31
01/11/14	AFC Divisional	Indianapolis	W	43-22
01/20/13	AFC Championship	Baltimore	L	13-28
01/13/13	AFC Divisional	Houston	W	41-28
01/22/12	AFC Championship	Baltimore	W	23-20
01/14/12	AFC Divisional	Denver	W	45-10
01/16/11	AFC Divisional	N.Y. Jets	L	21-28
01/10/10	AFC Wild Card	Baltimore	L	14-33
01/20/08	AFC Championship	San Diego	W	21-12
01/12/08	AFC Divisional	Jacksonville	W	31-20
01/07/07	AFC Wild Card	N.Y. Jets	W	37-16
01/07/06	AFC Wild Card	Jacksonville	W	28-3
01/16/05	AFC Divisional	Indianapolis	W	20-3
01/18/04	AFC Championship	Indianapolis	W	24-14
01/10/04	AFC Divisional	Tennessee	W	17-14
01/19/02	AFC Divisional	Oakland	W	16-13 (OT)
12/28/97	AFC Wild Card	Miami	W	17-3
01/12/97	AFC Championship	Jacksonville	W	20-6
01/05/97	AFC Divisional	Pittsburgh	W	28-3
12/31/78	AFC Divisional	Houston	L	14-31

PATRIOTS AT HOME IN THE PLAYOFFS

NFL LONGEST CONSECUTIVE HOME PLAYOFF WINNING STREAKS

Team	Wins	Seasons
Green Bay Packers	13	1939-2001
New England Patriots	11	1996-2008
Buffalo Bills	9	1988-1995
Washington Redskins	8	1942-1983

HOME DOMINANCE

The Patriots have an 19-4 (.826) all-time record in home playoff games. The Patriots' .826 winning percentage at home in the postseason is second among teams with at least 10 home playoff games.

TEAM	RECORD	PCT.
Seattle	12-2	.857
New England	19-4	.826
Oakland	19-5	.792
Green Bay	18-5	.783
Denver	17-5	.773
Buffalo	10-3	.769
Washington	13-5	.722
Dallas	20-9	.690
San Francisco	20-9	.690



PATRIOTS

PLAYOFF NOTES

PATRIOTS IN THE WILD CARD ROUND

PATRIOTS WILD CARD PLAYOFF RESULTS (4-4)

Date	Round	Opponent	W/L	Score
01/10/10	AFC Wild Card	Baltimore	L	14-33
01/07/07	AFC Wild Card	N.Y. Jets	W	37-16
01/07/06	AFC Wild Card	Jacksonville	W	28-3
01/03/99	AFC Wild Card	at Jacksonville	L	10-25
12/28/97	AFC Wild Card	Miami	W	17-3
01/01/95	AFC Wild Card	at Cleveland	L	13-20
12/28/85	AFC Wild Card	at N.Y. Jets	W	26-14
01/08/83*	First Round	at Miami	L	13-28

*16-Team Format

PATRIOTS IN THE DIVISIONAL ROUND AND CONFERENCE TITLE GAME

The Patriots have compiled a 14-6 all-time record in divisional playoff games, and are 8-4 in the conference title game.

PATRIOTS DIVISIONAL PLAYOFF RESULTS (14-6)

Date	Round	Opponent	W/L	Score
01/14/17	AFC Divisional	Houston	W	34-16
01/16/16	AFC Divisional	Kansas City	W	27-20
01/10/15	AFC Divisional	Baltimore	W	35-31
01/11/14	AFC Divisional	Indianapolis	W	43-22
01/13/13	AFC Divisional	Houston	W	41-28
01/14/12	AFC Divisional	Denver	W	45-10
01/16/11	AFC Divisional	N.Y. Jets	L	21-28
01/12/08	AFC Divisional	Jacksonville	W	31-20
01/14/07	AFC Divisional	at San Diego	W	24-21
01/14/06	AFC Divisional	at Denver	L	13-27
01/16/05	AFC Divisional	Indianapolis	W	20-3
01/10/04	AFC Divisional	Tennessee	W	17-14
01/19/02	AFC Divisional	Oakland	W	16-13 (OT)
01/03/98	AFC Divisional	at Pittsburgh	L	6-7
01/05/97	AFC Divisional	Pittsburgh	W	28-3
01/04/87	AFC Divisional	at Denver	L	17-22
01/05/86	AFC Divisional	at L.A. Raiders	W	27-20
12/31/78	AFC Divisional	Houston	L	14-31
12/18/76	AFC Divisional	at Oakland	L	21-24
12/28/63	AFC Divisional	at Buffalo	W	26-8

PATRIOTS AFC CHAMPIONSHIP GAME RESULTS (8-4)

Date	Round	Opponent	W/L	Score
01/22/17	AFC Championship	Pittsburgh	??	??
01/24/16	AFC Championship	at Denver	L	18-20
01/18/15	AFC Championship	Indianapolis	W	45-7
01/19/14	AFC Championship	at Denver	L	16-26
01/20/13	AFC Championship	Baltimore	L	13-28
01/22/12	AFC Championship	Baltimore	W	23-20
01/20/08	AFC Championship	San Diego	W	21-12
01/21/07	AFC Championship	at Indianapolis	L	34-38
01/23/05	AFC Championship	at Pittsburgh	W	41-27
01/18/04	AFC Championship	Indianapolis	W	24-14
01/27/02	AFC Championship	at Pittsburgh	W	24-17
01/12/97	AFC Championship	Jacksonville	W	20-6
01/12/86	AFC Championship	at Miami	W	31-14

PATRIOTS IN THE SUPER BOWL

PATRIOTS SUPER BOWL RESULTS (4-4)

Date	Super Bowl	Opponent	W/L	Score
02/01/15	Super Bowl XLIX	Seattle	W	28-24
02/05/12	Super Bowl XLVI	N.Y. Giants	L	17-21
02/03/08	Super Bowl XLII	N.Y. Giants	L	14-17
02/06/05	Super Bowl XXXIX	Philadelphia	W	24-21
02/01/04	Super Bowl XXXVIII	Carolina	W	32-29
02/03/02	Super Bowl XXXVI	St. Louis	W	20-17
01/26/96	Super Bowl XXXI	Green Bay	L	21-35
01/26/86	Super Bowl XX	Chicago	L	10-46

WRAPPING IT UP

The Patriots clinched the division after a 16-3 win at Denver (12/18/16).

PATRIOTS DIVISION-CLINCHING GAMES

Year	Date Clinched	Opp.	Score	Record	2nd Place
2016	12/18/16	at DEN	16-3	14-2	MIA (10-6)
2015	12/13/15	at HOU	27-6	12-4	NYJ (10-6)
2014	12/14/14	MIA	41-13	12-4	BUF (9-7)
2013	12/15/13	at BAL	41-7	12-4	NYJ (8-8)
2012	12/02/12	at MIA	23-16	12-4	MIA (7-9)
2011	12/18/11	at DEN	41-23	13-3	NYJ (8-8)
2010	12/26/10	at BUF	34-3	14-2	NYJ (11-5)
2009	12/27/09	JAX	35-7	10-6	NYJ (9-7)
2007	11/25/07	PHI	31-28	16-0	BUF (7-9)
2006	12/24/06	at JAX	24-21	12-4	NYJ (10-6)
2005	12/17/05	TB	28-0	10-6	MIA (9-7)
2004	12/12/04	CIN	35-28	14-2	NYJ (10-6)
2003	12/07/03	MIA	12-0	14-2	MIA (10-6)
2001	01/06/02@	at CAR	38-6	11-5	MIA (11-5)
1997	12/22/97@	at MIA	14-12	10-6	MIA (9-7)
1996	12/15/96	at DAL	6-12	11-5	BUF (10-6)
1986	12/22/86@	at MIA	34-27	11-5	NYJ (10-6)
1978	12/10/78	BUF	26-24	11-5	MIA (11-5)
1963	12/28/63*	at BUF	26-8	7-6-1	BUF (7-6-1)

@Season Finale

*Division-deciding AFL playoff in Buffalo, N.Y.

TITLE TOWN

The Patriots have now topped the Los Angeles Rams (1973-79) as the only team to win eight straight division titles. Los Angeles won seven straight NFC West titles.

MOST CONSECUTIVE DIVISION TITLES

Team	Division	Titles	Years
New England Patriots	AFC East	8	2009-16
Los Angeles Rams	NFC West	7	1973-79
Pittsburgh Steelers	AFC Central	6	1974-79
Minnesota Vikings	NFC Central	6	1973-78
Dallas Cowboys	NFL Capitol/NFC East	6	1966-71
Cleveland Browns	American/Eastern Conf.	6	1950-55
New England Patriots	AFC East	5	2003-07
Denver Broncos	AFC West	5	2011-15
Indianapolis Colts	AFC South	5	2003-07
Dallas Cowboys	NFC East	5	1992-96
San Francisco 49ers	NFC West	5	1986-90
Chicago Bears	NFC Central	5	1984-88
Oakland Raiders	AFC West	5	1972-76

The Patriots have now won the AFC East for eight straight seasons, besting the five straight the team won from 2003-07 for the longest streak in AFC East division history. The Patriots have won 14 of the last 16 division crowns. The Patriots have won 16 division titles in the 23 seasons since Robert Kraft bought the team in 1994.

MOST CONSECUTIVE AFC EAST TITLES

Team	Streak	Years
New England Patriots	8	2009-16
New England Patriots	5	2003-07
Buffalo Bills	4	1988-91
Miami Dolphins	4	1981, 1983-85*
Miami Dolphins	4	1971-74
Baltimore Colts	3	1975-77
Buffalo Bills	3	1964-66@

*Due to 1982 strike, the NFL played just a nine-game season and the standings were not divided into divisions that season.

@AFL



PATRIOTS

PLAYOFF NOTES

ALL-TIME PLAYOFF RESULTS

The Patriots have compiled a 30-19 record in their 49 playoff games and their .612 playoff winning percentage is third-best in NFL history among teams that have played at least 15 playoff games.

PATRIOTS PLAYOFF RECORD BY ROUND

Round	Record
First Round*	0-1
Wild Card Round	4-3
Divisional Round	14-6
AFC Championship	8-4
AFL Championship	0-1
Super Bowl	4-4
Total	30-19

*1982 Strike Season

ALL-TIME BEST NFL PLAYOFF RECORDS (Minimum 15 Postseason Games)

Team	Wins	Losses	Win Pct.
Baltimore Ravens	15	8	.652
Green Bay Packers	34	21	.618
New England/Boston Patriots	30	19	.612
Pittsburgh Steelers	36	23	.610
San Francisco 49ers	30	20	.600
Oakland/L.A. Raiders	25	19	.568
Carolina Panthers	9	7	.563
Dallas Cowboys	34	27	.557

MOST POSTSEASON WINS ALL-TIME

Team	Wins
Pittsburgh Steelers	36
Dallas Cowboys	34
Green Bay Packers	34
New England Patriots	30
San Francisco 49ers	30
Oakland Raiders	25

PATRIOTS PLAYOFF TRENDS

PATRIOTS PLAYOFF TRENDS (SINCE 1970 NFL MERGER)

All-Time (29-18)	Record
vs. AFC	25-14
vs. NFC	4-4
Home	19-4
Away	6-10
Leading at Halftime	22-4
Trailing at Halftime	4-12
Tied at Halftime	3-2
Leading After 3 Quarters	22-4
Tied After 3 Quarters	3-0
Trailing After 3 Quarters	4-14
Decided by 7 Points or Fewer	12-9
Decided by 3 Points or Fewer	7-3
When Scoring First	22-7
When Not Scoring First	7-11
Positive Turnover Ratio	20-1
Even Turnover Ratio	4-4
Negative Turnover Ratio	5-13
Winning or Even Penalty Ratio	22-3
Losing Penalty Ratio	7-15
With a 100-Yard Rusher	9-0
Without a 100-Yard Rusher	20-18
With a 100-Yard Receiver	14-6
Without a 100-Yard Receiver	15-12
When Allowing a 100-Yard Rusher	4-5
When Not Allowing a 100-Yard Rusher	25-13
When Allowing a 100-Yard Receiver	7-8
When Not Allowing a 100-Yard Receiver	22-10
With a 300-Yard Passer	7-3
Without a 300-Yard Passer	22-15
Allowing a 300-Yard Passer	6-2
Not Allowing a 300-Yard Passer	23-16

PATRIOTS CLINCH PLAYOFF SPOT FOR 18th TIME IN KRAFT'S 23 YEARS OF OWNERSHIP

New England has now qualified for the playoffs 24 times in its 57-year history. The Patriots have earned 18 of those playoff berths in the 23 seasons since Robert Kraft purchased the team in 1994. New England has won 19 division crowns overall (18 AFC East crowns) and has qualified as a Wild Card team on four occasions (1998, 1994, 1985 and 1976). The Patriots also qualified for the playoffs in 1982 as part of a 16-team tournament following a players' strike.



ANNUAL ACHIEVEMENTS

The Patriots won more than half of their games for the 16th straight year with a 14-2 record in 2016. They are the first team to win more than half of their games in 16 straight seasons since free agency began in 1993.

The Patriots are the third team to win more than half of their games in 16 straight seasons since the 1970 AFL-NFL merger, joining the 49ers (16 straight from 1983-98) and the Cowboys (16 straight from 1970-85).

The Patriots have now won nine or more games in 20 of the 23 seasons Robert Kraft has owned the team.

MOST CONSECUTIVE WINNING SEASONS (SINCE 1970 NFL MERGER)

Team	Winning Seasons
New England Patriots (2001-16)	16
San Francisco 49ers (1983-98)	16
Dallas Cowboys (1970-85)	16
Oakland Raiders (1970-80)	11

MOST CONSECUTIVE WINNING SEASONS ALL-TIME

Dallas (1966-85)	20
New England (2001-16)	16
San Francisco (1983-98)	16
Oakland (1965-80)	16
Chicago (1930-44)	15
Green Bay (1934-47)	14
Cleveland (1957-69)	13

PATRIOTS NEAR THE TOP WITH 31 WINNING SEASONS SINCE THE NFL MERGER

The Patriots have 31 winning seasons since the 1970 merger.

MOST WINNING SEASONS SINCE THE 1970 MERGER

Pittsburgh	34
New England	31
Dallas	31
Miami	30
Denver	29
Minnesota	28
San Francisco	26

CONTINUED ADVANCEMENT

TEAMS TO WIN AT LEAST ONE PLAYOFF GAME IN CONSECUTIVE SEASONS

Team	Consecutive Seasons	Years	Wins
New England Patriots	6	2011-16	9
Dallas Cowboys	6	1991-96	12
New England Patriots	5	2003-07	11
Baltimore Ravens	5	2008-12	9
Philadelphia Eagles	5	2000-04	7
Green Bay Packers	5	1993-97	9
Oakland Raiders	5	1973-77	7



PATRIOTS

PLAYOFF NOTES

2016 AFC EAST CHAMPIONS

The Patriots claimed the AFC East Division title for the eighth consecutive season and for the 16th time under Robert Kraft.

DIVISION CHAMPIONSHIPS SINCE 1994

New England Patriots	16
Pittsburgh Steelers	12
Green Bay Packers	12
Indianapolis Colts	10

SIX STRAIGHT CONFERENCE CHAMPIONSHIP GAMES

The Patriots advanced to the AFC Championship for the sixth straight season in 2016, the most consecutive Conference Title appearances by an NFL team in history.

NFL TEAMS WITH AT LEAST THREE CONSECUTIVE CONFERENCE CHAMPIONSHIP GAME APPEARANCES SINCE 1970 MERGER

Team	Years	Results
New England Patriots	(6) 2011-2016	(2-3) W, L, L, W, L, ??
Oakland Raiders	(5) 1973-1977	(1-4) L, L, L, W, L
Philadelphia Eagles	(4) 2001-2004	(1-3) L, L, L, W
Buffalo Bills	(4) 1990-1993	(4-0) W, W, W, W
Dallas Cowboys	(4) 1970-1973	(2-2) W, W, L, L
Dallas Cowboys	(4) 1992-1995	(3-1) W, W, L, W
San Francisco 49ers	(3) 2011-2013	(1-2) L, W, L
Dallas Cowboys	(3) 1980-1982	(0-3) L, L, L
Green Bay Packers	(3) 1995-1997	(2-1) L, W, W
Miami Dolphins	(3) 1971-1973	(3-0) W, W, W
Pittsburgh Steelers	(3) 1974-1976	(2-1) W, W, L
San Francisco 49ers	(3) 1992-1994	(1-2) L, L, W
San Francisco 49ers	(3) 1988-1990	(2-1) W, W, L
St. Louis Rams	(3) 1974-1976	(0-3) L, L, L

PATRIOTS EARN ANOTHER BYE

The Patriots secured a first round playoff bye in 2016 for the 11th time since 2001—a feat unmatched by any team in the NFL in the last 16 years.

MOST SEASONS EARNING A BYE SINCE 2001

New England	11
Denver	5
Atlanta	4
Chicago	4
Pittsburgh	4
Seattle	3
Indianapolis	3
Philadelphia	3

NFL MARK FOR MOST FIRST-ROUND BYES

The Patriots earned a first-round bye in the 2016 NFL playoffs and lead the NFL with 12 first-round byes since the current NFL playoff format was instituted in 1990. The Patriots earned a first-round bye for the seventh consecutive season, becoming the first team in NFL history to do so. Dallas and San Francisco earned four straight byes from 1992 through 1995.

MOST SEASONS EARNING A BYE SINCE 12-TEAM PLAYOFF FORMAT IN 1990

New England	12
Denver	8
Pittsburgh	8
San Francisco	8

MOST FIRST ROUND BYES SINCE 2001

New England	11
Denver	5
Atlanta	4
Chicago	4
Pittsburgh	4
Indianapolis	3
Philadelphia	3
Seattle	3

PATRIOTS WIN 12+ FOR THE 7th STRAIGHT YEAR

New England reached at least 12 regular-season wins for the seventh consecutive season in 2016. It is the 11th time in team history that the team has won at least 12 games in a season and the seventh straight season with at least 12 wins.

CONSECUTIVE SEASONS OF 12+ WINS SINCE 1970 MERGER

Team	Years	Consecutive Seasons With 10+ Wins
New England	2010-16	7
Indianapolis	2003-09	7
Dallas	1992-95	4

12+ WIN SEASONS SINCE 1970 MERGER

San Francisco	13
Dallas	12
New England	11
Denver	11
Pittsburgh	9
Indianapolis	8

PATRIOTS WIN 10+ FOR THE 14th STRAIGHT YEAR

New England reached at least 10 regular-season wins for the 14th consecutive season in 2016. San Francisco (16) is the only other team to accomplish the feat.

MOST SEASONS OF 10+ WINS

Team	Years	Consecutive Seasons With 10+ Wins
San Francisco	1983-1998	16
New England	2003-16	14
Indianapolis	2002-10	9

MOST 9-WIN SEASONS SINCE 2001

The Patriots are the only team in the NFL to have recorded nine or more wins in each of the last 16 seasons.

MOST SEASONS OF 9+ WINS SINCE 2001

New England	16
Pittsburgh	12
Indianapolis	12
Green Bay	12
Baltimore	10
Philadelphia	10

ALL-TIME SUPER BOWL BERTHS

New England advanced to its eighth Super Bowl in franchise history in 2014, a total that is tied with Dallas, Denver and Pittsburgh for the most Super Bowl berths.

TEAM SUPER BOWLS

New England Patriots	8
Dallas Cowboys	8
Denver Broncos	8
Pittsburgh Steelers	8
San Francisco 49ers	6
GB, NYG, OAK, WAS, MIA	5

WINNING TANDEM

Bill Belichick and Tom Brady are the winningest coach and quarterback tandem in the postseason and continued to build on their success in 2016.

Quarterback/Head Coach	Postseason wins
Bill Belichick/Tom Brady	23
Chuck Noll/Terry Bradshaw	14
Tom Landry/Roger Staubach	11



TOM BRADY

PLAYOFF NOTES

BRADY MOVES UP POSTSEASON LISTS

Tom Brady threw three touchdown passes in the 2014 AFC Divisional Playoff game vs. Baltimore (01/10/15) to move past Joe Montana (45) for the most touchdown passes in the postseason with 46. Brady also had a franchise playoff record of 367 yards against the Ravens. He became the all-time postseason passing leader in the AFC title win.

NFL ALL-TIME LEADERS: POSTSEASON TOUCHDOWN PASSES

PLAYER	TEAM	TOUCHDOWNS
Tom Brady	New England	58
Joe Montana	San Fran./Kansas City	45
Brett Favre	Green Bay/Minnesota	44
Peyton Manning	Indianapolis/Denver	40
Aaron Rodgers	Green Bay	33
Dan Marino	Miami	32
Kurt Warner	St. Louis/Arizona	31

NFL ALL-TIME LEADERS: POSTSEASON TD PASSES, SINGLE GAME

PLAYER	TEAM	GAME	TOUCHDOWNS
Tom Brady	NE	AFC-D: NE vs. DEN '11	6
Daryle Lamonica	OAK	AFC-D: OAK vs. HOU '69	6
Steve Young	SF	SB: SF vs. SD '94	6

NFL ALL-TIME LEADERS: POSTSEASON PASSING YARDS

PLAYER	TEAM	YARDS
Tom Brady	New England	8,244
Peyton Manning	Indianapolis/Denver	7,339
Brett Favre	Green Bay/Minnesota	5,855
Joe Montana	San Fran./Kansas City	5,772
John Elway	Denver	4,964
Dan Marino	Miami	4,510

NFL ALL-TIME LEADERS: POSTSEASON COMPLETIONS

PLAYER	TEAM	COMPLETIONS
Tom Brady	New England	756
Peyton Manning	Indianapolis/Denver	649
Brett Favre	Green Bay/Minnesota	481
Joe Montana	San Fran./Kansas City	460

NFL ALL-TIME LEADERS: POSTSEASON COMP. PCT., SINGLE GAME

PLAYER	TEAM	GAME	COMP. PCT.
Tom Brady	NE	AFC-D: NE vs. JAX '07	92.9 (26-28)
Phil Simms	NYG	SB: NYG vs. DEN, '86	88.0 (22-25)
Kurt Warner	ARI	NFC-WC: ARI vs. GB '09	87.9 (29-33)

MOST 300-YARD GAMES, POSTSEASON HISTORY

PLAYER	TEAM	300-YARD GAMES
Tom Brady	New England	10
Peyton Manning	Indianapolis/Denver	9
Aaron Rodgers	Green Bay	6
Joe Montana	SF/Kansas City	6
Kurt Warner	STL/Arizona	6
Drew Brees	San Diego/New Orleans	6
Dan Fouts	San Diego	5

NFL ALL-TIME LEADERS: POSTSEASON TD PASSES, CONSECUTIVE GAMES

PLAYER	TEAM	GAMES
Brett Favre	GB/MIN	20 (1995-2009)
Tom Brady	NE	18 (2001-2011)
Dan Marino	MIA	13 (1983-1995)

BRADY IN POSTSEASON

With the win in Super Bowl XLIX and another MVP Award, Brady is now tied for most Super Bowl wins as a QB and most Super Bowl MVP awards.

QB's WITH 3 OR MORE SUPER BOWL VICTORIES

PLAYER	TEAM	WINS
Tom Brady	NE	4
Terry Bradshaw	PIT	4
Joe Montana	SF	4
Troy Aikman	DAL	3

PLAYERS WITH MULTIPLE SUPER BOWL MVP AWARDS

PLAYER	TEAM	MVPS
Tom Brady	NE	3
Joe Montana	SF	3
Terry Bradshaw	PIT	2
Bart Starr	GB	2
Eli Manning	NYG	2

BRADY HAS MOST PLAYOFF WINS

Tom Brady is the winningest quarterback in NFL playoff history among signal callers who have made at least 10 starts.

MOST PLAYOFF WINS BY STARTING QB IN NFL HISTORY

PLAYER	TEAM	PLAYOFF WINS
Tom Brady	New England	23
Joe Montana	San Fran./K.C.	16
Terry Bradshaw	Pittsburgh	14
John Elway	Denver	14
Peyton Manning	Indianapolis/Denver	14
Brett Favre	Green Bay	13
Ben Roethlisberger	Pittsburgh	12
Troy Aikman	Dallas	11
Roger Staubach	Dallas	11

HIGHEST PLAYOFF WIN PCT. BY STARTING QB IN NFL HISTORY

(Minimum 10 Starts)

PLAYER	TEAM	W	L	PCT
Bart Starr	Green Bay	9	1	.900
Jim Plunkett	Oak./L.A. Raiders	8	2	.800
Terry Bradshaw	Pittsburgh	14	5	.737
Troy Aikman	Dallas	11	4	.733
Tom Brady	New England	23	9	.719
Joe Montana	San Fran./K.C.	16	7	.696
Kurt Warner	St. Louis/Arizona	9	4	.692
Ben Roethlisberger	Pittsburgh	13	6	.684
Russell Wilson	Seattle	8	4	.667
John Elway	Denver	14	7	.667
Joe Flacco	Baltimore	10	5	.667
Eli Manning	NY Giants	8	4	.667

MOST PLAYOFF STARTS BY A QUARTERBACK

PLAYER	TEAM	STARTS
Tom Brady	New England	32
Peyton Manning	Indianapolis/Denver	27
Brett Favre	Green Bay/Minnesota	24
Joe Montana	San Fran./Kansas City	23
John Elway	Denver	21

BRADY IN THE SUPER BOWL

Brady is the all-time leader in Super Bowl passing yards (1,605) and with his four touchdowns in Super Bowl XLIX, increased his Super Bowl touchdown total to 13, to move past Joe Montana (11) for the most touchdown passes in Super Bowl history. Brady's six Super Bowl starts are the most among all quarterbacks in NFL history.

SUPER BOWL PASSING YARDS

PLAYER	ATT	COMP	YARDS
Tom Brady	247	164	1,605
Kurt Warner	132	83	1,156
Joe Montana	122	83	1,142
John Elway	152	76	1,128
Peyton Manning	155	103	1,001
Terry Bradshaw	84	49	932

SUPER BOWL PASSING TOUCHDOWNS

PLAYER	APPEARANCES	TDS
Tom Brady	6	13
Joe Montana	4	11
Terry Bradshaw	4	9
Roger Staubach	4	8
Kurt Warner	3	6
Steve Young	2	6

SUPER BOWL STARTS BY A QUARTERBACK

STARTING QB	TEAM	#	APPEARANCES
Tom Brady	NE	6	XXXVI, XXXVIII, XXXIX, XLII, XLVI, XLIX
John Elway	DEN	5	XXI, XXII, XXIV, XXXII, XXXIII
Terry Bradshaw	PIT	4	IX, X, XIII, XIV
Jim Kelly	BUF	4	XXV, XXVI, XXVII, XXVIII
Peyton Manning	IND/DEN	4	XLI, XLIV, XLVIII, 50
Joe Montana	SF	4	XVI, XIX, XXIII, XXIV
Roger Staubach	DAL	4	VI, X, XII, XIII



TOM BRADY

PLAYOFF NOTES

BRADY'S SIX CONFERENCE TITLES ARE THE MOST OF ANY STARTING QB IN SUPER BOWL ERA

The 2014 AFC Championship was Tom Brady's sixth conference title as a starting quarterback, passing John Elway for the most conference titles in NFL history during the Super Bowl Era (since 1966).

MOST CONFERENCE CHAMPIONSHIPS AS A STARTING QUARTERBACK IN SUPER BOWL ERA

STARTING QB	TEAM	#	SEASONS	SUPER BOWL APPEARANCES
Tom Brady	New England	6	2001, 2003, 2004, 2007, 2011, 2014	XXXVI, XXXVIII, XXXIX, XLII, XLVI, XLIX
John Elway	Denver	5	1986, 1987, 1989, 1997, 1998	XXI, XXII, XXIV, XXXII, XXXIII
Terry Bradshaw	Pittsburgh	4	1974, 1975, 1978, 1979	IX, X, XIII, XIV
Jim Kelly	Buffalo	4	1990, 1991, 1992, 1993	XXV, XXVI, XXVII, XXVIII
Joe Montana	San Francisco	4	1981, 1984, 1988, 1989	XVI, XIX, XXIII, XXIV
Roger Staubach	Dallas	4	1971, 1975, 1977, 1978	VI, X, XII, XIII
Peyton Manning	Indianapolis/Denver	4	2006, 2009, 2013, 2015	XLI, XLIV, XLVIII, 50
Troy Aikman	Dallas	3	1992, 1993, 1995	XXXVII, XXXVIII, XXX
Bob Griese	Miami	3	1971, 1972, 1973	VI, VII, VIII
Ben Roethlisberger	Pittsburgh	3	2005, 2008, 2010	XL, XLIII, XLV
Fran Tarkenton	Minnesota	3	1973, 1974, 1976	VII, IX, XI
Kurt Warner	St. Louis/Arizona	3	1999, 2001, 2008	XXXIV, XXXVI, XLIII

SUPER COMBINATION

New England head coach Bill Belichick and quarterback Tom Brady won their sixth conference championship together in 2014. Three other coach/quarterback duos have qualified for four Super Bowls - Dallas' Tom Landry and Roger Staubach; Buffalo's Marv Levy and Jim Kelly; and Pittsburgh's Chuck Noll and Terry Bradshaw.

MOST CONFERENCE CHAMPIONSHIPS BY A HEAD COACH-QUARTERBACK TANDEM

QUARTERBACK	HEAD COACH	TEAM	CONFERENCE TITLES	YEARS
Tom Brady	Bill Belichick	New England	6	2001, 2003, 2004, 2007, 2011, 2014
Roger Staubach	Tom Landry	Dallas	4	1971, 1975, 1977, 1978
Jim Kelly	Marv Levy	Buffalo	4	1990, 1991, 1992, 1993
Terry Bradshaw	Chuck Noll	Pittsburgh	4	1974, 1975, 1978, 1979

DIVISION TITLES

14

Tom Brady added to his NFL record with his 14th division championship in 2016. Peyton Manning has the second-most with 12 division titles.

Quarterback	Career Division Titles
Tom Brady	14
Peyton Manning	12
Joe Montana	9
Brett Favre	8
Terry Bradshaw	7
John Elway	7

BRADY SETS NFL RECORD FOR MOST CONSECUTIVE DIVISION TITLES

Tom Brady set an NFL record by leading the Patriots to their eighth straight division title in 2016.

Player	Team	Cons. Division Titles
Tom Brady	Patriots	8 (2009-16)
Terry Bradshaw	Steelers	6 (1974-79)
Fran Tarkenton	Vikings	6 (1973-78)

BRADY SET NFL RECORD FOR MOST CONSECUTIVE COMPLETIONS IN SUPER BOWL HISTORY

In Super Bowl XLVI, Brady completed a record 16 straight passes to set a new Super Bowl record. The previous record was held by Joe Montana, who had 13 straight completions in Super Bowl XXIV.

BRADY WILL SET NFL RECORD WITH HIS 11TH CONFERENCE CHAMPIONSHIP

Tom Brady will appear in his NFL-record 11th conference championship game in 2016, moving past Gene Upshaw and George Blanda, who played in 10 conference championship games.

BRADY POSTSEASON GAMES

Tom Brady leads the NFL with 32 postseason games.

Player	Teams	Postseason Games
Tom Brady	Patriots	32
Adam Vinatieri	NE/IND	30
Jerry Rice	SF/OAK/SEA	29
D.D. Lewis	Dallas	27
Peyton Manning	IND/DEN	27

GOOD THINGS COME IN THREES

Tom Brady threw for three or more touchdowns in all three 2014 postseason games with three vs. Baltimore, three vs. Indianapolis and four in the Super Bowl vs. Seattle. Brady now has eight postseason games with three or more touchdown passes. Only Joe Montana has more three TD-pass playoff games since the merger than Tom Brady's seven. Brady is 8-0 in those games.

Most 3 Pass TD Playoff Games - Since Merger

Joe Montana	9
Tom Brady	8
Aaron Rodgers	6
Peyton Manning	6
Brett Favre	6



BILL BELICHICK

PLAYOFF NOTES

BELICHICK'S SIX CONFERENCE TITLES TIED FOR MOST OF ANY HEAD COACH IN SUPER BOWL ERA

The 2014 AFC Championship was Bill Belichick's sixth conference championship as a head coach. Belichick's six conference titles are tied with Don Shula (6) for the most in NFL history during the Super Bowl era (since 1966).

MOST CONFERENCE CHAMPIONSHIPS BY A HEAD COACH IN SUPER BOWL ERA

HEAD COACH	TEAM	#	SEASONS	SUPER BOWL APPEARANCES
Bill Belichick	New England	6	2001, 2003, 2004, 2007, 2011, 2014	XXXVI, XXXVIII, XXXIX, XLII, XLVI, XLIX
Don Shula	Balt. Colts/Miami	6	1968, 1971, 1972, 1973, 1982, 1984	III, VI, VII, VIII, XVII, XIX
Tom Landry	Dallas	5	1970, 1971, 1975, 1977, 1978	V, VI, X, XII, XIII
Joe Gibbs	Washington	4	1982, 1983, 1987, 1991	XVII, XVIII, XXII, XXVI
Bud Grant	Minnesota	4	1969, 1973, 1974, 1976	IV, VII, IX, XI
Marv Levy	Buffalo	4	1990, 1991, 1992, 1993	XXV, XXVI, XXVII, XXVIII
Chuck Noll	Pittsburgh	4	1974, 1975, 1978, 1979	IX, X, XIII, XIV
Dan Reeves	Denver/Atlanta	4	1986, 1987, 1989, 1998	XXI, XXII, XXIV, XXIII

SUPER SUCCESS

Bill Belichick has won four Super Bowls to match Chuck Noll for the most Super Bowl wins by a head coach. He is the only coach to win four Super Bowls in the post-1993 salary cap era.

MOST SUPER BOWL VICTORIES

HEAD COACH	TEAM	TITLES	SEASONS
Bill Belichick	New England	4	2001, 2003, 2004, 2014
Chuck Noll	Pittsburgh	4	1974, 1975, 1978, 1979
Joe Gibbs	Washington	3	1982, 1987, 1991
Bill Walsh	San Francisco	3	1981, 1984, 1988

NOTE: Sorted by most recent championship. Super Bowls have determined NFL champion since 1966.

RECORD NINE SB APPEARANCES

Belichick secured his ninth Super Bowl during his coaching career in 2014 with the Patriots berth in Super Bowl XLIX, the most among any head coach or assistant coach in NFL history.

MOST SUPER BOWL APPEARANCES AS A HEAD COACH OR ASSISTANT

Head Coach	Super Bowls
Bill Belichick	9 (six as a head coach)
Dan Reeves	7 (four as a head coach)
Don Shula	6 (six as a head coach)
Tom Landry	5 (five as a head coach)
Chuck Knoll	5 (four as a head coach)
Marv Levy	5 (four as a head coach)

ELITE COMPANY

Bill Belichick is one of five NFL head coaches to win four or more championships since the league began postseason play in 1933, but the only one to win three in four years. Belichick joined an exclusive club in which each of the four other members has been enshrined in the Pro Football Hall of Fame.

HEAD COACHES WITH FOUR OR MORE NFL TITLES (Listed alphabetically)

HEAD COACH	CHAMPIONSHIP TEAM(S)
Bill Belichick	Patriots (SB XXXVI, XXXVIII, XXXIX, XLIX)
George Halas	Chicago Bears (1921, 33, 40, 41, 46, 63)
Curly Lambeau	Green Bay Packers (1929, 30, 31, 36, 39, 44)
Vince Lombardi	Green Bay Packers (1961, 62, 65, SB I, II)
Chuck Noll	Pittsburgh Steelers (SB IX, X, XIII, XIV)

MOST POSTSEASON WINS

With the victory over Indianapolis in the AFC Championship Game (01/18/15), Bill Belichick collected his 21st career playoff win, the most postseason wins by a head coach.

MOST PLAYOFF WINS BY AN NFL HEAD COACH

COACH	TEAM	WINS
Bill Belichick	Cleveland Browns/New England Patriots	24
Tom Landry	Dallas Cowboys	20
Don Shula	Baltimore Colts/Miami Dolphins	19
Joe Gibbs	Washington Redskins	17
Chuck Noll	Pittsburgh Steelers	16

BEST POSTSEASON RECORDS IN NFL HISTORY (Minimum 10 Games)

HEAD COACH	TEAM	W	L	PCT
Vince Lombardi	Green Bay/Washington	9	1	.900
Tom Flores	Oakland	8	3	.727
Bill Walsh	San Francisco	10	4	.714
Joe Gibbs	Washington	17	7	.708
Bill Belichick	Cleveland/New England	24	10	.706
Jimmy Johnson	Dallas/Miami	9	4	.692

POSTSEASON APPEARANCES

MOST POSTSEASON GAMES AS A HEAD COACH

Head Coach	GAMES
Tom Landry (Dallas)	36
Don Shula (Baltimore/Miami)	36
Bill Belichick (Cleveland/New England)	34
Chuck Noll (Pittsburgh)	24
Mike Holmgren (Green Bay/Seattle)	24
Joe Gibbs (Washington)	24

BELICHICK 1ST ALL-TIME IN CONFERENCE CHAMPIONSHIP APPEARANCES

Bill Belichick reached his 11th conference championship as a head coach in 2016 to move out of a tie with Tom Landry for the most by a head coach since the 1970 merger.

HEAD COACH	CONFERENCE CHAMPIONSHIPS
Bill Belichick	11
Tom Landry	10
Don Shula	7
Chuck Noll	7
John Madden	6
Bill Cowher	6



BILL BELICHICK

PLAYOFF NOTES

**BELICHICK GUIDES PATRIOTS TO EIGHTH STRAIGHT DIVISION TITLE;
MOST CONSECUTIVE DIVISION TITLES AMONG ALL NFL COACHES**

Bill Belichick is the first NFL coach to lead his team to eight consecutive division titles. Paul Brown (1950-55), Tom Landry (1966-71), Bud Grant (1973-78) and Chuck Noll (1974-79) led their teams to six straight titles.

HEAD COACH	TEAMS	CONSECUTIVE DIVISION TITLES
Bill Belichick	Patriots	8 (2009-2016)
Paul Brown	Cleveland	6 (1950-1955)
Tom Landry	Dallas	6 (1966-1971)
Bud Grant	Minnesota	6 (1973-1978)
Chuck Noll	Steelers	6 (1974-1979)

DIVISION TITLES

14

Belichick guided the Patriots to the AFC East title in 2016. It is the 14th division title of his career, three more than Don Shula (11) for the most division titles since the 1970 NFL merger.





PLAYOFF NOTES

PLAYER PARTICIPATION

PATRIOTS PLAYOFF PARTICIPATION

PATRIOTS WHO HAVE PLAYED IN PLAYOFFS (48)

PLAYER	POS	EXP	GP/GS
Allen, Ryan	P	4	8/0
Amendola, Danny	WR	8	8/4
Andrews, David	C	2	3/1
Bennett, Martellus	TE	9	3/2
Blount, LeGarrette	RB	7	6/1
Bolden, Brandon	RB	5	10/2
Brady, Tom	QB	17	32/32
Branch, Alan	DL	10	10/6
Brown, Malcom	DL	2	3/3
Butler, Malcolm	CB	3	6/3
Cannon, Marcus	OL	6	13/5
Cardona, Joe	LS	2	3/0
Chung, Patrick	S	8	14/11
Coleman, Justin	DB	2	2/0
Develin, James	FB	4	6/2
Ebner, Nate	DB	5	10/0
Edelman, Julian	WR	8	13/9
Fleming, Cameron	OL	3	4/0
Flowers, Trey	DL	2	1/1
Floyd, Michael	WR	5	4/4
Garoppolo, Jimmy	QB	3	1/0
Gostkowski, Stephen	K	11	20/0
Grissom, Geneo	DL	2	1/0
Harmon, Duron	DB	4	8/3
Hightower, Dont'a	LB	5	10/10
Hogan, Chris	WR	4	1/1
Jones, Jonathan	DB	R	1/0
Karras, Ted	G	R	1/0
King, Brandon	DB	2	3/0
Lengel, Matt	TE	1	1/0
Lewis, Dion	RB	5	1/1
Long, Chris	DE	9	1/0
Mason, Shaq	OL	2	3/3
McClellin, Shea	LB	5	1/0

PATRIOTS PLAYOFF PARTICIPATION

PATRIOTS WHO HAVE PLAYED IN PLAYOFFS (48)

PLAYER	POS	EXP	GP/GS
McCourty, Devin	DB	7	14/14
Mingo, Barkevious	LB	4	1/0
Ninkovich, Rob	DE	11	15/14
Richards, Jordan	DB	2	2/0
Roberts, Elandon	LB	R	1/1
Rowe, Eric	DB	2	1/0
Ryan, Logan	CB	4	8/3
Sheard, Jabaal	DL	6	3/0
Slater, Matthew	WR	9	15/1
Solder, Nate	T	6	11/11
Thuney, Joe	OL	R	1/1
Valentine, Vincent	DT	R	1/0
Van Noy, Kyle	LB	3	2/0
White, James	RB	3	3/1

PATRIOTS ON IR OR PUP WITH PLAYOFF EXPERIENCE (5)

PLAYER	POS	EXP	GP/GS
Freeny, Jonathan	LB	5	2/0
Gronkowski, Rob	TE	7	10/10
Jackson, Tre'	G	2	0/0
Scruggs, Greg	TE	5	2/0
Vollmer, Sebastian	T	8	10/10

PATRIOTS WHO HAVE NOT PLAYED IN PLAYOFFS (5)

PLAYER	POS	EXP	GP/GS
Brissett, Jacoby	QB	R	0/0
Foster, D.J.	RB	R	0/0
Jones, Cyrus	CB	R	0/0
Mitchell, Malcolm	WR	R	0/0
Waddle, LaAdrian	OL	4	0/0

WHAT TO WATCH FOR IN THE 2016 POSTSEASON

TEAM

- ★ New England (8) can break a tie with Dallas, Denver and Pittsburgh for most Super Bowl berths in NFL history.
- ★ The New England Patriots (30) became the fifth team in NFL history with 30 postseason wins in 2016, joining Pittsburgh (36), Dallas (34), Green Bay (34) and San Francisco (30).
- ★ New England (7) holds the record for consecutive seasons hosting a divisional playoff game. Miami (5) has the second longest streak.
- ★ New England has advanced in the postseason for six straight seasons (2011-2016) with the postseason win in 2016 to match the record of six straight seasons of postseason advancement set by the Dallas Cowboys (1991-96).

ROBERT KRAFT

- ★ Robert Kraft (7) can set an NFL record with his eighth conference championship. Pat Bowlen of Denver is tied for first with seven.

BILL BELICHICK

- ★ Bill Belichick has won four Super Bowls as a head coach and needs one more championship to pass Chuck Noll for most Super Bowl wins in NFL history.
- ★ Belichick (6) needs to earn one more Super Bowl berth to pass Don Shula (6) for most appearances all time.

TOM BRADY

- ★ Brady's 10 300-yard postseason passing performances are the most in NFL history and he looks to add to that record.
- ★ Brady (8) needs one more playoff game with three-or-more touchdown passes to tie Joe Montana (9) for most three-plus TD playoff games since the NFL merger.
- ★ Brady (4) needs one more Super Bowl victory to break a tie with Terry Bradshaw and Joe Montana for most Super Bowl wins by a quarterback in NFL history.
- ★ If Tom Brady (3) wins one more Super Bowl MVP Award, he will pass Joe Montana for most Super Bowl MVP Awards in NFL history.
- ★ If Tom Brady (6) appears in one more Super Bowl he will surpass DL Mike Lodish for the most Super Bowl appearances by a player. Lodish played in four with Buffalo and two with Denver.
- ★ If Tom Brady (4) wins Super Bowl LI he will match Charles Haley (5) for the most Super Bowl wins by a player in NFL history.

JULIAN EDELMAN

- ★ Julian Edelman (76) moved into the NFL's top 10 all-time in postseason receptions with 8 recpetions vs Houston and is tied with Thurman Thomas for 7th all-time. He moved past Wes Welker (69) for the most postseason receptions in Patriots history.

STEPHEN GOSTKOWSKI

- ★ Stephen Gostkowski (142) moved out of a tie with Jerry Rice in total postseason points and is fourth all-time, behind Adam Vinatieri (234), David Akers (175) and Gary Anderson (153).



PLAYOFF NOTES

GOSTKOWSKI PILING ON

Stephen Gostkowski is the Patriots' all-time leading scorer in the postseason and is fourth for the most postseason points all-time.

Most Kicking Points in the Postseason

1. Adam Vinatieri	234
2. David Akers	175
3. Gary Anderson	153
4. Stephen Gostkowski	142
5. Mason Crosby	136
6. George Blanda	115
7. Matt Stover	106
8. Matt Bahr	103

PATRIOTS WITH 100 OR MORE POINTS IN THE POSTSEASON

Stephen Gostkowski (142 – 26 FGs, 65 PATs)
Adam Vinatieri (117 points – 26 FGs, 39 PATs)

Most Points in the Postseason

1. Adam Vinatieri	234
2. David Akers	175
3. Gary Anderson	153
4. Stephen Gostkowski	142
5. Mason Crosby	136
6. Jerry Rice	132
7t. Emmitt Smith	126
7t. Thurman Thomas	126
9. George Blanda	115
10. Matt Stover	106
11. Matt Bahr	103
12. Franco Harris	102

EDELMAN INCHING CLOSER TO TOP

Julian Edelman finished with 8 receptions vs. Houston in the AFC Divisional Playoff Game and is the Patriots all-time leader with 76 postseason receptions. He is tied with Thurman Thomas for the 7th most postseason receptions. Edelman had 137 receiving yards vs. Houston and now has 819 postseason receiving yards and needs 34 yards to become the Patriots all-time leader.

Most Postseason Receptions

1. Jerry Rice	151
2. Reggie Wayne	93
3t. Hines Ward	88
3t. Wes Welker	88
5. Michael Irvin	87
6. Andre Reed	85
7t. Julian Edelman	76
7t. Thurman Thomas	76
9. Cliff Branch	73
10t. Fred Biletnikoff	70
10t. Anquan Boldin	70
11. Art Monk	69

Most Postseason Receptions in Patriots History

1. Julian Edelman	76
2. Wes Welker	69
3. Troy Brown	58
4. Deion Branch	56
5. Rob Gronkowski	52

Most Postseason Receiving Yards in Patriots History

1. Deion Branch	852
2. Julian Edelman	819
3. Rob Gronkowski	754
4. Troy Brown	694
5. Wes Welker	686

DEFENSIVE LEADERS

Devin McCourty and Rob Ninkovich are moving up on the Patriots postseason tackle list. .

Patriots All-Time Leading Postseason Tacklers

1. Tedy Bruschi	128
2. Mike Vrabel	88
3. Willie McGinest	85
4. Vince Wilfork	81
5. Rodney Harrison	77
6. Devin McCourty	63
7. Ted Johnson	62
8. Rob Ninkovich	60
9. Jerod Mayo	58



INSIDE THE NUMBERS

POSTSEASON

PATRIOTS IN THE PLAYOFFS

4

The New England Patriots have won four Super Bowls, joining Pittsburgh (6), Dallas (5), San Francisco (5), Green Bay (4) and the New York Giants (4) as the only teams with at least four Super Bowls.

7

New England reached 12 regular-season wins for the seventh consecutive season in 2016, the second-longest such streak since the 1970 merger.

8

New England has captured eight consecutive AFC East titles from 2009-16, marking the longest streak in AFC East division history and passing the LA Rams (1973-79) for the most consecutive division titles in NFL history.

8

The Patriots have earned a Super Bowl berth eight times in their 56-year history, tied with Dallas, Denver and Pittsburgh for the most Super Bowl berths.

9

Rob Gronkowski has nine postseason touchdowns, first among all tight ends in NFL postseason history.

10

The Patriots overcame a 24-14 fourth quarter deficit to take a 28-24 victory in Super Bowl XLIX. They became the first team in NFL history to overcome a 10-point fourth quarter deficit to claim a Super Bowl win.

12

The Patriots earned a first-round bye in the 2016 NFL playoffs, and they lead the NFL with 12 first-round byes since the current playoff format was instituted in 1990.

13

The Patriots reached their 13th Conference Championship game in 2016, fourth, behind Pittsburgh (16), San Francisco (15) and Dallas (14).

14

The Patriots overcame two 14-point deficits in the 35-31 win over Baltimore (01/10/15) in the Divisional game to become the first team ever to erase a pair of 14-point deficits in a single playoff game.

16

The Patriots currently have the longest active consecutive winning seasons streak with 16 straight winning seasons since 2001.

24

New England has made the playoffs 24 times in its 57-year history, with 18 of those berths coming in the 23 seasons since Robert Kraft purchased the team in 1994.

31

New England has compiled 31 winning seasons since the 1970 merger, tied for the second-most among all NFL teams.

38

New England's 45-7 victory over Indianapolis in the 2014 AFC title game is the third largest margin of victory in a Conference Championship Game since the merger.

.612

New England's playoff winning percentage of .612 is the third best in NFL history among teams that have played at least 15 playoff games, behind Green Bay .618 and Baltimore .652.

BILL BELICHICK IN THE PLAYOFFS

4

Belichick won his fourth Super Bowl to match Chuck Noll for the most Super Bowl wins by a head coach.

6

Belichick has six Super Bowl berths as a head coach, and is tied with Don Shula for the most all time.

9

Belichick has participated in nine Super Bowls overall, including six as a head coach and three as an assistant coach.

14

The number of division titles won by Bill Belichick, the most of any head coach in NFL history since the NFL merger in 1970.

24

Belichick passed Tom Landry (20) for the most postseason wins by a head coach in NFL history with three wins in the 2014 postseason.

TOM BRADY IN THE PLAYOFFS

3

Brady was named MVP of the Super Bowl for the third time in his career, joining Joe Montana as the only players to have three MVP awards.

4

Brady won his fourth Super Bowl in 2014, joining Terry Bradshaw and Joe Montana as the third quarterback with four Super Bowl wins.

6

Brady won his sixth conference title, surpassing John Elway for the most conference titles by a quarterback. Brady's start in Super Bowl XLIX matched DL Mike Lodish for the most Super Bowls played. Lodish played in six (four with Buffalo and two with Denver).

6

Brady's start in Super Bowl XLIX matched DL Mike Lodish for the most Super Bowls played. Lodish played in six (four with Buffalo and two with Denver).

10

The number of 300-yard games that Tom Brady has accumulated in the postseason, the most in NFL history.

11

Brady will play in his 11th Conference Title games to move past the 10 appearances by Gene Upshaw and George Blanda.

14

The number of division championships by Tom Brady, the most division titles ever by a quarterback. Peyton Manning is second with 12.

16

Brady set a Super Bowl record with 16 straight pass completions in Super Bowl XLVI vs. the New York Giants.

23

The number of playoff wins for Tom Brady, the most of any quarterback in NFL history.

32

The number of playoff starts for Tom Brady, the most of any quarterback in NFL history and any NFL player overall.

58

Brady is first in NFL history with 58 postseason touchdown passes.

STEPHEN GOSTKOWSKI IN THE PLAYOFFS

26

Gostkowski has 26 career postseason field goals tied with Mason Crosby for fourth, behind Adam Vinatieri (56), David Akers (39) and Gary Anderson (32).

142

The number of postseason points for Stephen Gostkowski, fourth all-time in postseason points.

THE KRAFT ERA IN THE PLAYOFFS

4

The number of Super Bowl championships the Patriots have won since Robert Kraft purchased the team in 1994. That mark is the highest total in the NFL over that span.

7

The number of conference championships the Patriots have won since Robert Kraft purchased the team in 1994, tied with Pat Bowlen for the most by an ownership group in the Super Bowl era.

16

The number of division championships won by the Patriots since Kraft purchased the team in 1994.

18

The number of playoff seasons earned by the Patriots in the 23 seasons since Robert Kraft purchased the team.

39

The number of playoff games the Patriots have appeared in since 1994, the most in the NFL. Green Bay has the second most with 35.

250

The number of consecutive home games that have been sold out, including all playoff and preseason games dating back to the 1994 season opener.

281

The number of games the Patriots have won since Robert Kraft purchased the franchise in 1994. Prior to Kraft's ownership, the team had won 225 total games in its entire history from 1960-93.



PATRIOTS

vs. Steelers

SERIES HISTORY



The Patriots and Steelers will square off for the second time in 2016 and for the fifth time in the postseason, including two previous AFC Championship Games. New England beat Pittsburgh in the 2001 and 2004 AFC Championship Games, both played in Pittsburgh. The Patriots traveled to Pittsburgh on Oct. 23 of this season and pulled out a 27-16 victory.

Overall, this week's meeting will be 30th matchup. Pittsburgh leads the regular-season series with a 14-11 margin, while New England leads 3-1 in the postseason. The Patriots have won the last three meetings overall with win in the regular season in 2013, 2015 and 2016.

The teams played in the AFC Championship Game following the 2001 and 2004 seasons, with the Patriots winning both times en route to Super Bowl titles. The teams played in the divisional playoffs in 1996 and 1997. The Patriots beat Pittsburgh, 28-3, at Foxboro Stadium en route to their Super Bowl XXXI appearance. Pittsburgh beat the Patriots the following season, 7-6, at Three Rivers Stadium.

This week's game will be Pittsburgh's NFL-leading 16th AFC Championship game, while New England will appear in its 13th AFC Championship Game. Only Pittsburgh, San Francisco (15) and Dallas (14) have appeared in more conference title games that the Patriots.

REGULAR SEASON - STEELERS 14, PATRIOTS 11

Date	Result	Score	H/A	Stadium
10/22/72	L	3-33	A	Three Rivers Stadium
12/08/74	L	17-21	H	Schaefer Stadium
09/26/76	W	30-27	A	Three Rivers Stadium
09/03/79	L	13-16	H	Schaefer Stadium
09/27/81	L	21-27	A	Three Rivers Stadium
12/26/82	L	14-37	A	Three Rivers Stadium
09/25/83	W	28-23	A	Three Rivers Stadium
10/19/86	W	34-0	A	Three Rivers Stadium
12/17/89	L	10-28	A	Three Rivers Stadium
12/09/90	L	3-24	A	Three Rivers Stadium
09/15/91	L	6-20	A	Three Rivers Stadium
12/05/93	L	14-17	A	Three Rivers Stadium
12/16/95	L	27-41	A	Three Rivers Stadium
12/13/97	L	21-24	H	Foxboro Stadium
12/06/98	W	23-9	A	Three Rivers Stadium
09/09/02	W	30-14	H	Gillette Stadium
10/31/04	L	20-34	A	Heinz Field
09/25/05	W	23-20	A	Heinz Field
12/09/07	W	34-13	H	Gillette Stadium
11/30/08	L	10-33	H	Gillette Stadium
11/14/10	W	39-26	A	Heinz Field
10/30/11	L	17-25	A	Heinz Field
11/03/13	W	55-31	H	Gillette Stadium
09/10/15	W	28-21	H	Gillette Stadium
10/23/16	W	27-16	A	Heinz Field

PLAYOFFS - PATRIOTS, 3, STEELERS 1

Date	Result	Score	H/A	Stadium
01/05/97*	W	28-3	H	Foxboro Stadium
01/03/98*	L	6-7	A	Three Rivers Stadium
01/27/02\$	W	24-17	A	Heinz Field
01/23/05\$	W	41-27	A	Heinz Field

*-Divisional Playoffs \$-AFC Championship Game

QUICK HITS

(INCLUDES POSTSEASON)

Overall Record	14-15
Home Record	5-4
Gillette Stadium	4-1
Foxboro Stadium	1-3
Road Record	9-11
Heinz Field	5-2
Three Rivers Stadium	4-9
Bill Belichick vs. Pittsburgh	11-9 (9-3 with New England)
Mike Tomlin vs. New England	2-5

PASSING PERFORMANCES

Tom Brady has played against Pittsburgh nine times in the regular-season and twice in the postseason. He owns a 7-2 regular-season record and a 2-0 post-season record after two AFC Championship wins at Pittsburgh following the 2001 and 2004 seasons. Brady is a perfect 4-0 against the Steelers at Gillette Stadium after wins in 2002, 2007, 2013 and 2015.

TOM BRADY VS. PITTSBURGH (7-2)

(Regular Season)

Date	A	C	Yd	%	TD	I	Rating	W/L	Score
09/09/02	43	29	294	67.4	3	0	110.0	W	30-14 (H)
10/31/04	43	25	271	58.1	2	2	72.9	L	20-34 (A)
09/25/05	41	31	372	75.6	0	1	92.7	W	23-20 (A)
12/09/07	46	32	399	69.6	4	0	125.2	W	34-13 (H)
11/14/10	43	30	350	69.8	3	0	117.4	W	39-26 (A)
10/30/11	35	24	198	68.6	2	0	101.8	L	17-25 (A)
11/03/13	33	23	432	69.7	4	0	151.8	W	55-31 (H)
09/10/15	32	25	288	78.1	4	0	143.8	W	28-21 (H)
10/23/16	26	19	222	73.1	2	0	124.2	W	27-16 (A)
Totals	342	238	2826	69.6	24	3	114.2		7-2

TOM BRADY VS. PITTSBURGH (2-0)

(Postseason)

Date	A	C	Yd	%	TD	I	Rating	W/L	Score
01/27/02	18	12	115	66.7	0	0	84.3	W	24-17 (A)
01/23/05	21	14	207	66.7	2	0	130.5	W	41-27 (A)
Totals	39	26	489	66.7	2	0	109.1		2-0

BEN ROETHLISBERGER VS. NEW ENGLAND (3-5)

(Regular Season)

Date	A	C	Yd	%	TD	I	Rating	W/L	Score
10/31/04	24	18	196	75.0	2	0	126.4	W	34-20
09/25/05	28	12	271	42.9	2	0	93.8	L	20-23
12/09/07	32	19	187	59.4	1	0	86.3	L	13-34
11/30/08	33	17	179	51.5	2	1	75.2	W	34-13
11/14/10	49	30	387	61.2	3	1	97.9	L	26-39
10/30/11	50	36	365	72.0	2	1	97.5	W	25-17
11/03/13	48	29	400	58.3	4	2	95.8	L	31-55
09/10/15	38	26	351	68.4	1	1	95.4	L	21-28
Totals	302	186	2,281	.616	17	6	95.4		3-5

BEN ROETHLISBERGER VS. NEW ENGLAND (0-1)

(Postseason)

Date	A	C	Yd	%	TD	I	Rating	W/L	Score
01/23/05	24	14	226	58.3	2	3	78.1	L	27-41

*-AFC Championship Game

PATS AND STEELERS AT THE TOP

The Patriots and Steelers are at the top of the NFL charts in several categories since the 1994 season.

TOTAL VICTORIES SINCE 1994 (Incl. Postseason)

New England Patriots	281
Green Bay Packers	256
Pittsburgh Steelers	252

SUPER BOWL CHAMPIONSHIPS SINCE 1994

New England Patriots	4
Denver Broncos	3
Baltimore Ravens	2
Pittsburgh Steelers	2
Green Bay Packers	2
N.Y. Giants	2

CONFERENCE CHAMPIONSHIPS SINCE 1994

New England Patriots	7
Pittsburgh Steelers	4
Denver Broncos	4

PLAYOFF VICTORIES SINCE 1994

New England Patriots	26
Pittsburgh Steelers	20
Green Bay Packers	20

DIVISION CHAMPIONSHIPS SINCE 1994

New England Patriots	16
Green Bay Packers	12
Pittsburgh Steelers	12



PATRIOTS

vs. Steelers

LAST MEETING: PATRIOTS 27, PITTSBURGH 16

October 23, 2016 ★ Heinz Field

	1	2	3	4	Final
New England Patriots	7	7	6	7	— 27
Pittsburgh Steelers	0	10	3	3	— 16

The New England Patriots improved to 6-1 behind a 127-yard rushing effort by RB LeGarrette Blount that helped the Patriots to a 27-16 victory over the Pittsburgh Steelers at Heinz Field. Blount also scored two rushing touchdowns.

The Patriots broke open a close game in the second half with two big throws from QB Tom Brady to TE Rob Gronkowski. After Pittsburgh closed to within one after a field goal made it 14-13 in the third quarter, Blount had an 11-yard run followed by a 25-yard run, before Brady connected with Gronkowski for a 36-yard touchdown to make it 20-13.

Pittsburgh kicked a field goal early in the fourth quarter on the ensuing drive to close the gap to 20-16, but a 37-yard pass play from Brady to Gronkowski helped get in position for a 5-yard touchdown run by Blount for a 27-16 final.

The Patriots offense was 7-of-12 (58%) on third-down, and the defense held Pittsburgh to 5-of-16 (31%) on third-down.

The Patriots defense held strong after two fumbles were recovered by the Steelers inside New England territory. Pittsburgh failed to score on both turnovers with an intercepted pass in the end zone and a missed field goal.

The Steelers ended the Patriots' first drive of the game when LB Jarvis Jones forced and recovered a fumble by WR Chris Hogan at the New England 45-yard line. Pittsburgh moved to the 16-yard line before Patriots CB Malcolm Butler picked off a QB Landry Jones pass intended for WR Antonio Brown in the end zone.

The Patriots took over and engineered a 13-play, 80-yard drive that took over seven minutes before Brady connected with RB James White on a 19-yard touchdown pass for a 7-0 first quarter lead.

New England took a 14-0 lead in the second quarter when Blount scored the first of his two touchdowns on a 3-yard run to culminate an 84-yard drive.

A 51-yard pass from Jones to Brown helped Pittsburgh get in position for 14-yard touchdown pass from Landry to WR Darrius Heyward-Bey on the next drive to make it 14-7. Pittsburgh got into New England territory on its next two drives but missed a field goal before a 32-yard connection before the end of the half made it 14-10.

Pittsburgh scored a field goal on its first possession in the third quarter to make close to a 1-point New England lead at 14-13. Brady and Gronkowski responded with the 36-yard touchdown pass to make it 20-13 heading into the final quarter of play.

Pittsburgh answered with a field goal to make it 20-16 early in the fourth quarter before Brady and Gronkowski connected on a 37-yard pass to set up a 5-yard touchdown run by Blount for a 27-16 lead.

TALE OF THE TAPE

2016 Regular Season	New England	Pittsburgh
Record	14-2	11-5
Divisional Standings	1st	1st
Total Yards Gained	6,180	5,962
Total Offense (Rank)	386.3 (4)	372.6 (7)
Rush Offense	117.0 (7)	110.0 (14)
Pass Offense	269.3 (4)	262.6 (5t)
Points Per Game	27.6 (3)	25.0 (9)
Total Yards Allowed	5,223	5,482
Total Defense (Rank)	326.4 (8)	342.6 (12)
Rush Defense	88.6 (3t)	100.0 (13)
Pass Defense	237.9 (12)	242.6 (16)
Points Allowed/Game	15.6 (1)	20.4 (10)
Possession Avg.	31:13	30:22
Sacks Allowed/Yards Lost	24/148	21/175
Sacks Made/Yards	34/227	38/59
Total Touchdowns Scored	51	47
Penalties Against/Yards	93/819	113/1068
Punts/Avg.	72/44.7	69/44.9
Turnover Differential	+12 (3)	+5 (9t)

CONNECTIONS

PITTSBURGH-AREA TIES

★ Patriots **DL Jabaal Sheard** played in 47 games with 38 starts over a four-year career at Pittsburgh where he compiled 142 tackles, 19 ½ sacks, five forced fumbles and two fumble recoveries.

★ New England **FB James Develin** is originally from Gilbertsville, Pa. and attended Boyertown Area Senior High School where he lettered in football and lacrosse.

FORMER PATRIOTS

★ Steelers rookie **LB Tyler Matakevich** is originally from Stratford, Conn. and attended St. Joseph's High School in Trumbull, Conn. where he was a 2011 all-state honoree at linebacker, helping the Cadets to a 10-2 record in his senior season while capturing back-to-back state championship titles.

FORMER STEELERS

★ Patriots **RB LeGarrette Blount** played for the Steelers during part of the 2014 season where he appeared in 11 games and rushed for 266 yards on 65 attempts with two touchdowns.

FORMER NFL TEAMMATES

★ Pittsburgh **head coach Mike Tomlin** was the defensive coordinator in Minnesota when Patriots **defensive line coach Brendan Daly** was the defensive assistant/defensive line coach for the Vikings.

★ Steelers **CB Ross Cockrell** and Patriots **WR Chris Hogan** were teammates at the Buffalo Bills.

★ Pittsburgh **LB Arthur Moats** played with Patriots **DL Alan Branch** and **WR Chris Hogan** at the Buffalo Bills.

★ Pittsburgh **assistant head coach/defensive line John Mitchell** was the defensive line coach for the Browns when Patriots **head coach Bill Belichick** was the head coach in Cleveland.

★ Pittsburgh **wide receivers coach Richard Mann** was also the wide receivers coach under **Belichick** when Belichick was the head coach in Cleveland.

★ Steelers **offensive coordinator Todd Haley** was the wide receivers coach/offensive assistant for the Jets when New England **head coach Bill Belichick** was the assistant head coach/secondary in New York.

★ **Haley** was also the offensive coordinator for the Cardinals when Patriots **DL Alan Branch** played in Arizona.

★ Steelers **running backs coach James Saxon** worked in Kansas City when Patriots **wide receivers coach Chad O'Shea** was with the Chiefs. Saxon worked in Minnesota when New England **defensive line coach Brendan Daly** was with the Vikings.

★ **Saxon** also coached the running backs in Miami when Patriots **DE Rob Ninkovich** played for the Dolphins.

FORMER COLLEGE TEAMMATES

★ Pittsburgh **WR Sammie Coates** played with Patriots **DB Jonathan Jones** at Auburn.

★ Steelers **G David DeCastro** played with Patriots **OL Cameron Fleming** and **DB Jordan Richards** at Stanford.

★ Steelers **LB Ryan Shazier** was defensive teammates with Patriots **DB Nate Ebner** at Ohio State.

★ Pittsburgh **DT Daniel McCullers** and Patriots **DB Justin Coleman** were defensive teammates at Tennessee.

★ Steelers **QB Zach Mettenberger** and Patriots **LB Barkevious Mingo** were teammates at Louisiana State.

★ Pittsburgh **RB DeAngelo Williams** and New England **K Stephen Gostkowski** were teammates at Memphis.

★ Steelers **quarterbacks coach Randy Fichtner** was also the offensive coordinator/quarterbacks coach when **Gostkowski** played at Memphis.

INDIVIDUAL & TEAM NOTES





ROBERT KRAFT

News & Notes

Since Robert Kraft purchased the team in 1994, the Patriots have experienced one of the most dramatic turnarounds in the history of sports. Now in his 23rd season of ownership, Kraft has transformed one of the league's least successful clubs into what observers view as a model NFL franchise. In the five seasons immediately preceding his purchase (1989-93), the Patriots were a moribund team, winning just 19 of 80 games (.238 pct.) and logging the worst record in the NFL over that span. When he bought the franchise on Jan. 21, 1994, Kraft announced his intention to bring a championship to New England, a tall order considering the team's previous success rate. But under Kraft's leadership, the Patriots have won more division titles (16), conference crowns (7) and Super Bowl championships (4) than any other NFL team. Super Bowl XLIX was the seventh Super Bowl appearance since Kraft purchased the team, a period during which no other team has earned more than four berths. In Kraft's 23 seasons, the Patriots have qualified for the playoffs 18 times, more than doubling the franchise's accomplishments during its first 34 seasons. In 2016, Kraft earned his 20th winning season in 23 years of owning the franchise.



	<u>Pre-Kraft 1960-93</u>	<u>Pre-Kraft 1989-93</u>	<u>Kraft Era 1994-16</u>
Overall Record	225-276-9	19-61	281-126
Winning Pct.	.450	.238	.690
Super Bowl Titles	0	0	4
Conference Titles	1	0	7
Division Titles	3	0	16
Playoff Seasons	6	0	18
Playoff Record	4-6	-	26-13
Home Playoff Games	1	0	22
Home Playoff Record	0-1	-	19-3

A CHAMPIONSHIP TRADITION

MULTIPLE LEAGUE CHAMPIONSHIPS SINCE 2001

TEAM	LEAGUE	TITLES
Los Angeles Galaxy	MLS	5
New England Patriots	NFL	4
Los Angeles Lakers	NBA	4
San Antonio Spurs	NBA	4
Boston Red Sox	MLB	3
San Francisco Giants	MLB	3

HIGHEST WINNING PERCENTAGE IN MAJOR PROFESSIONAL SPORTS SINCE 1994 (Regular Season)

TEAM	LEAGUE	PCT
New England Patriots	NFL	.693
San Antonio Spurs	NBA	.693
Detroit Red Wings	NHL	.648
Green Bay Packers	NFL	.643
Pittsburgh Steelers	NFL	.632
Denver Broncos	NFL	.609

250 GAME SELLOUT STREAK

In the early 1990's, the Patriots seemed destined for relocation until Robert Kraft's purchase of the team rejuvenated local interest. In 1991, the season ticket base was just 17,635, barely enough to support the club. Now, the season tickets are capped and more than 50,000 fans are on a season ticket waiting list. The Patriots have sold out 250 consecutive home games, including playoff and preseason games (dating back to the 1994 season opener).

SINCE ROBERT KRAFT PURCHASED THE TEAM IN 1994

TOTAL VICTORIES SINCE 1994 (Regular Season)

New England Patriots	255
Green Bay Packers	236
Pittsburgh Steelers	232
Denver Broncos	224
Indianapolis Colts	221

TOTAL VICTORIES SINCE 1994 (Incl. Postseason)

New England Patriots	281
Green Bay Packers	256
Pittsburgh Steelers	252
Denver Broncos	238
Indianapolis Colts	235
Philadelphia Eagles	211
Seattle Seahawks	211

MOST HOME VICTORIES SINCE 1994 (Incl. Postseason)

New England Patriots	160
Green Bay Packers	151
Pittsburgh Steelers	144
Denver Broncos	139
Indianapolis Colts	131
Seattle Seahawks	131

WINNING PERCENTAGE SINCE 1994 (Incl. Postseason)

TEAM	W	L	T	PCT.
New England Patriots	281	126	0	.690
Green Bay Packers	256	146	1	.636
Pittsburgh Steelers	252	147	1	.631
Denver Broncos	238	153	0	.609
Indianapolis Colts	235	162	0	.592
Baltimore Ravens	196	162	1	.547

SUPER BOWL CHAMPIONSHIPS SINCE 1994

New England Patriots	4
Denver Broncos	3
Baltimore Ravens	2
Green Bay Packers	2
Pittsburgh Steelers	2
N.Y. Giants	2

CONFERENCE CHAMPIONSHIPS SINCE 1994

New England Patriots	7
Pittsburgh Steelers	4
Denver Broncos	4
Green Bay Packers	3
N.Y. Giants	3
Seattle Seahawks	3

DIVISION CHAMPIONSHIPS SINCE 1994

New England Patriots	16
Green Bay Packers	12
Pittsburgh Steelers	12
Indianapolis Colts	10

PLAYOFF VICTORIES SINCE 1994

New England Patriots	26
Pittsburgh Steelers	19
Green Bay Packers	19
Baltimore Ravens	15
Denver Broncos	14
Indianapolis Colts	14
Seattle Seahawks	13
San Francisco 49ers	12

PLAYOFF GAMES PLAYED SINCE 1994

New England Patriots	39
Green Bay Packers	35
Pittsburgh Steelers	32
Indianapolis Colts	29
Seattle Seahawks	24
Philadelphia Eagles	23
Baltimore Ravens	23
Denver Broncos	23
San Francisco 49ers	21

PLAYOFF SEASONS SINCE 1994

New England Patriots	18
Green Bay Packers	18
Indianapolis Colts	16
Pittsburgh Steelers	15
Philadelphia Eagles	12
Denver Broncos	12
Seattle Seahawks	12

PLAYOFF WINNING PERCENTAGE SINCE 1994

TEAM	W	L	PCT.
New England Patriots	26	13	.667
Baltimore Ravens	15	8	.652
Pittsburgh Steelers	20	12	.625
Denver Broncos	14	9	.609
St. Louis Rams	6	4	.600
N.Y. Giants	10	7	.588
New Orleans Saints	7	5	.583



ROBERT KRAFT

Chairman & CEO

ESTABLISHING A WINNING TRADITION

Kraft's winning percentage with the Patriots (.690) since taking over the team in 1994 is the highest among all owners/ownership groups with at least 200 wins (regular and postseason) with one team. He is just one of five owners with at least 200 wins and a winning percentage over .600.

OWNER	TEAM	YEARS	WINNING PCT.
Robert Kraft	Patriots	1994-present	.690
Eddie DeBartalo, Jr.	49ers	1977-1999	.636
Clint Murchison, Jr.	Cowboys	1960-1983	.634
Pat Bowlen	Denver	1984-present	.610
Joe Robbie	Dolphins	1966-1989	.609

ALL-TIME POSTSEASON WINS BY AN OWNER

Robert Kraft has 25 career postseason wins, which is the third-most in NFL history.

WINS	OWNERSHIP
35	The Rooney Family, Pittsburgh (1933-present)
33	Green Bay Packers (1919-present)
26	Robert Kraft, New England (1994-present)
24	the Mara Family, N.Y. Giants (1925-present)
22	Eddie DeBartalo, Jr., San Francisco (1977-1999)
21	Al Davis, Oakland/Los Angeles (1972-2011)
21	Bowlen Family, Denver (1984-present)

QB STABILITY

Since 1994, the Patriots have had 15 quarterbacks on their active roster. Of this group, only four quarterbacks have started a regular-season or post-season game for the club, the fewest total of any team in the NFL. Only Drew Bledsoe, Tom Brady and Jimmy Garoppolo have started on Opening Weekend for New England.

Team	Starting QBs since 1994	Opening Day QBs since 1996
New England	5	3
Green Bay	5	2
N.Y. Giants	7	6
Pittsburgh	12	7
San Diego	12	6
Cincinnati	13	7
Houston**	14	5
Indianapolis	14	4
New Orleans	14	6
Seattle	15	6
Carolina	15	7
Kansas City	16	7
Atlanta	16	6
Jacksonville	16	8
Detroit	17	7
Buffalo	18	10
San Francisco	18	8
Philadelphia	18	10
Tampa Bay	18	10
Baltimore*	19	9
Denver	19	7
Tennessee	19	7
N.Y. Jets	20	8
Miami	20	8
Minnesota	21	11
Washington	21	11
Dallas	22	6
Arizona	23	11
Los Angeles	24	8
Chicago	26	8
Oakland	27	11
Cleveland	29	14

* Since 1996

** Since 2002

A MODEL OF CONSISTENCY

With Bill Belichick in his 17th season as head coach, the Patriots have had just three head coaches since 1994, the fewest number by far of any AFC East team.

AFC EAST TEAM	HEAD COACHES SINCE 1994
New England	3
N.Y. Jets	8
Buffalo	9
Miami	11

COACHING CONSISTENCY

Since Kraft took ownership of the team in 1994, the Patriots have had just three head coaches - Bill Parcells (1994-1996), Pete Carroll (1997-1999) and current head coach Bill Belichick (2000-present). The only team with fewer head coaches since 1994 is the Pittsburgh Steelers, who have had two - Bill Cowher (1992-2006) and Mike Tomlin (2007-present).

TEAM	HEAD COACHES SINCE 1994
Pittsburgh	2
New England	3
Baltimore Ravens*	3

* Since 1996

NFL Average of new head coaches per team since 1994	Patriots
6.3	3

TWO DECADES OF WINNING

Robert Kraft has earned 20 winning seasons in 23 years of owning the New England Patriots.

MILESTONE WIN FOR KRAFT

The victory over the New York Jets (12/21/14) was the 250th win under Robert Kraft. His 250 wins in his first 368 total games tied Chicago's George Halas for the fastest an owner has reached 250 victories.

CONTINUITY BREEDS SUCCESS

New England is the second team (1970s Pittsburgh Steelers) in NFL history - and first in 35 years - to win four Super Bowls with the same owner (Robert Kraft), head coach (Bill Belichick) and quarterback (Tom Brady).

KRAFT PRODUCES MORE WINS THAN EVERY OTHER PATRIOTS OWNER COMBINED

The Patriots have 281 wins overall under Robert Kraft. He has produced more victories than every other Patriots owner combined. Under Kraft, the Patriots are 281-126 overall since he purchased the team in 1994. Kraft's predecessors in the owner's office went 225-276-9 in the 34 years prior to his purchase of the team.



PATRIOTS

2016 Pro Bowl Selections

FOUR PATRIOTS SELECTED TO NFL PRO BOWL SQUAD



Tom Brady
12th Selection



Dont'a Hightower
1st Selection



Devin McCourty
3rd Selection



Matthew Slater
6th Selection

Four members of the New England Patriots have been selected to the 2017 NFL Pro Bowl. Quarterback Tom Brady, LB Dont'a Hightower, DB Devin McCourty and WR Matthew Slater (special teams) have been selected to represent the New England Patriots in the 2017 NFL Pro Bowl on Sun., Jan. 29, 2017, at Camping World Stadium in Orlando, Fla. All four players that have been selected are team captains. The Patriots have now had at least four players selected to the Pro Bowl in each of the last eight seasons - (2009-5, 2010-8, 2011-8, 2012-7, 2013-5, 2014-7, 2015-7 and 2016-5).

Brady was named to the Pro Bowl for a franchise record 12th time in his 17-year career and this is Brady's eighth consecutive selection to the all-star game. He was voted to the Pro Bowl after each of the following seasons: 2001, 2004, 2005, 2007, 2009, 2010, 2011, 2012, 2013, 2014, 2015 and now, 2016. He has tied G John Hannah (1978-85) for most consecutive Pro Bowl selections in franchise history. Brady finished the season with 28 touchdown passes, a quarterback rating of 112.2, highest in the AFC and second in the NFL and has thrown a league-low two interceptions among starting quarterbacks. Brady's touchdown/interception ratio was 14.00, the best ever by a quarterback in a single season. Brady became the NFL's all-time winningest quarterback in 2016 and is the fifth quarterback in NFL history to reach 60,000 passing yards. He also guided the Patriots to their 14th division title of his career, the most by a quarterback in NFL history, including eight straight, also an NFL record.

Hightower was named to his first Pro Bowl. A first-round draft pick out of Alabama in 2012, Hightower has started 64-of-67 games in his five-year career and was selected by his teammates as a captain for the first time in 2016. He is fourth on the team with 65 total tackles, has 2½ sacks, one forced fumble and two passes defended despite missing three games due to injury.

McCourty is headed to his third career Pro Bowl. The seven-year veteran defensive back started all 16 games at safety this season and finished third on the team with 78 tackles. He leads all current Patriots with 19 career interceptions. McCourty has earned Pro Bowl honors as a cornerback as a rookie in 2010 and as a safety in 2014.

Slater earned his sixth consecutive Pro Bowl selection as a special teams player. The former fifth-round draft pick out of UCLA earned a roster position with the Patriots as a rookie in 2008 with his contributions on special teams. Entering the 2011 season, teammates elected him as their special teams captain. That year, he was also selected to his first Pro Bowl. Since then, he has earned special teams captain honors to start each season and been voted to the Pro Bowl at season's end. He has led the Patriots in special teams tackles for five of his first nine seasons and finished this season with six special teams tackles.





SEASON RANKINGS

2016 Team & Individual

TEAM OFFENSE

CATEGORY	STAT	LEAGUE/YEAR	RANK
Points	441	NFL in 2016	3rd
Points	441	Team History	T-8th
First Downs	351	NFL in 2016	T-5th
First Downs	351	Team History	8th
3rd Down Conversions	104	NFL in 2016	2nd
3rd Down Conversions	104	Team History	4th
3rd Down Percentage	45.8	NFL in 2016	4th
Touchdowns	51	Team History	9th
Touchdowns	51	NFL in 2016	T-3rd
Total Yards	6,180	NFL in 2016	4th
Total Yards	6,180	Team History	5th
Rushing Yards	1,872	NFL in 2016	7th
Rushing Touchdowns	19	NFL in 2016	5th
Rushing Touchdowns	19	Team History	T-8th
Rushing First Downs	109	NFL in 2016	6th
Passing Yards	4,456	NFL in 2016	4th
Passing Yards	4,456	Team History	7th
Passer Rating	109.5	NFL in 2016	2nd
Passer Rating	109.5	Team History	3rd
Touchdown Passes	32	NFL in 2016	T-6th
Touchdown Passes	32	Team History	7th
Completion Percentage	66.9	NFL in 2016	6th
Completion Percentage	66.9	Team History	2nd
Turnovers	11	NFL in 2016	T-1st
Turnovers	11	Team History	2nd
Turnover Differential	Plus-12	NFL in 2016	3rd
Red Zone Scoring Pct.	63.3	NFL in 2016	8th

TEAM DEFENSE

CATEGORY	STAT	LEAGUE/YEAR	RANK
Points Allowed	250	NFL in 2016	1st
Points Allowed	250	Team History	6th
Rushing TDs Allowed	6	NFL in 2016	1st
Rushing TDs Allowed	6	Team History	T-2nd
Rushing Yards Allowed	1,417	NFL in 2016	T-3rd
Rushing Yards Allowed	1,417	Team History	7th
Opp. Points Per Game	15.6	NFL in 2016	1st
Opp. Points Per Game	15.6	Team History	4th
Opp. Passer Rating	84.4	NFL in 2016	8th
4th Down Percentage	38.9	NFL in 2016	10th

MARTELLUS BENNET

CATEGORY	STAT	LEAGUE/YEAR	RANK
Receiving Yards	701	Tight Ends in 2016	9th
Yards Per Reception	12.7	Tight Ends in 2016	6th
Receiving Touchdowns	7	Tight Ends in 2016	T-3rd
Yards After Catch	410	Tight Ends in 2016	2nd
Average Yards After Catch	7.5	Tight Ends in 2016	2nd

LEGARRETTE BLOUNT

CATEGORY	STAT	LEAGUE/YEAR	RANK
Rushing Yards	1,161	NFL in 2016	8th
Rushing Yards	1,161	Team History	8th
Rushing Touchdowns	18	NFL in 2016	1st
Rushing Touchdowns	18	Team History	1st
Rushing Attempts Per Game	18.7	NFL in 2016	5th
Rushing Attempts Per Game	18.7	Team History	9th
Rushing First Downs	67	NFL in 2016	5th
Rushing First Downs	67	Team History	5th
10+ Yard Rushes	29	NFL in 2016	9th
10+ Yard Rushes	29	Team History	T-4th

TOM BRADY

CATEGORY	STAT	LEAGUE/YEAR	RANK
Passer Rating	112.2	NFL in 2016	2nd
Passer Rating	112.2	Team History	2nd
Passing Touchdowns	28	NFL in 2016	T-7th
Passing Touchdowns	28	Team History	T-8th
Completion Percentage	67.4	NFL in 2016	5th
Completion Percentage	67.4	Team History	2nd
25+ Yard Completions	35	NFL in 2016	T-4th
25+ Yard Completions	35	Team History	T-5th
Passing Yards Per Attempt	8.23	NFL in 2016	2nd
Passing Yards Per Attempt	8.23	Team History	3rd
Passing Yards Per Completion	12.21	NFL in 2016	6th
Interception Percentage	0.5	NFL in 2016	1st
Interception Percentage	0.5	Team History	1st
TD/Int. Ratio	14.0	NFL in 2016	1st
TD/Int. Ratio	14.0	Team History	1st

NATE EBNER

CATEGORY	STAT	LEAGUE/YEAR	RANK
Special Teams Tackles	19	NFL in 2016	T-1st

JULIAN EDELMAN

CATEGORY	STAT	LEAGUE/YEAR	RANK
Receptions	98	NFL in 2016	4th
Receptions	98	Team History	T-8th
Receptions Per Game	6.1	NFL in 2016	7th
Receptions Per Game	6.1	Team History	T-10th
Yards After Catch	505	NFL in 2016	8th
Yards After Catch	505	Team History	T-10th

STEPHEN GOSTKOWSKI

CATEGORY	STAT	LEAGUE/YEAR	RANK
Average Yards Per Return	19.3	NFL in 2016	4th
Average Yards Per Return	19.3	Team History	3rd
Extra Points Made	46	NFL in 2016	T-3rd
Extra Points Made	46	Team History	T-10th
Total Points	127	NFL in 2016	T-8th

CHRIS HOGAN

CATEGORY	STAT	LEAGUE/YEAR	RANK
Yards Per Reception	17.9	NFL in 2016	T-1st

JAMES WHITE

CATEGORY	STAT	LEAGUE/YEAR	RANK
Receptions	60	Running Backs in 2016	3rd
Receiving Yards Per Game	34.4	Running Backs in 2016	3rd
Receiving Touchdowns	5	Running Backs in 2016	T-1st
Yards Per Reception	9.2	Running Backs in 2016	6th
Receptions Per Game	3.8	Running Backs in 2016	3rd
Receiving First Downs	26	Running Backs in 2016	3rd
Yards After Catch	540	NFL in 2016	6th
Average Yards After Catch	9.0	NFL in 2016	5th



HIGHLIGHTS

2016

PATRIOTS

*The Patriots passed the Oakland Raiders (5 - 1973-1977) to become the only team to advance to six straight Conference Championship games.

*The Patriots have won eight straight division titles (2009-16) to move past the Los Angeles Rams (7-1973-79) for the most consecutive division titles in NFL history.

*The Patriots have 16 straight winning seasons to tie the San Francisco 49ers (1983-98) and the Dallas Cowboys (1970-85) for the most consecutive winning seasons since the 1970 merger.

*The Patriots have qualified for the playoffs for eight straight seasons and became the fifth team in NFL history to play in a postseason game in at least eight consecutive seasons in 2016.

*The Patriots have advanced in the postseason for six straight seasons (2011-1026) to match the record of six straight seasons of postseason advancement by the Dallas Cowboys (1991-96).

PATRIOTS 2016 CAPTAINS

The Patriots 2016 team captains were elected by their teammates.

OFFENSE

★ QB Tom Brady and TE Rob Gronkowski

DEFENSE

★ LB Dont'a Hightower and DB Devin McCourty

SPECIAL TEAMS

★ Matthew Slater

Brady was selected captain for the 15th time. McCourty and Slater were elected captains for a sixth time, while Gronkowski and Hightower are first-time team captains.

2016 HONORS & AWARDS

P RYAN ALLEN

★ AFC Special Teams Player of the Week (Wk. 3 vs. Houston)

RB LEGARRETTE BLOUNT

★ AFC Defensive Player of the Month (September)

QB TOM BRADY

★ NFL Pro Bowl (12th selection)

★ Associated Press All-Pro: Second Team

★ AFC Offensive Player of the Week (Wk 5 at Clev. and Wk 11 SF)

★ AFC Offensive Player of the Month (October)

CB MALCOLM BUTLER

★ Associated Press All-Pro: Second Team

OL MARCUS CANNON

★ Associated Press All-Pro: Second Team

DB NATE EBNER

★ Associated Press All-Pro: Second Team

WR JULIAN EDELMAN

★ AFC Offensive Player of the Week (Wk. 17 at Mia.)

K STEPHEN GOSTKOWSKI

★ AFC Special Teams Player of the Week (Wk. 1 at Ari. and Week 13 vs. LA)

LB DONT'A HIGHTOWER

★ NFL Pro Bowl (1st selection)

★ Associated Press All-Pro: Second Team

★ AFC Defensive Player of the Week (Week 6 vs. Cincinnati)

DB DEVIN MCCOURTY

★ NFL Pro Bowl (3rd selection)

★ Associated Press All-Pro: Second Team

ST MATTHEW SLATER

★ NFL Pro Bowl (6th selection)

★ Associated Press All-Pro: First Team

★ 2017 Bart Starr Award Winner

BILL BELICHICK

*Bill Belichick (6) needs to reach one more Super Bowl as a head coach to break a tie with Don Shula (6) for the most conference titles.

*Belichick has four Super Bowl wins as a head coach to match Pittsburgh's Chuck Noll for the most wins. With one more Super Bowl win, Belichick will have the most wins by a head coach in Super Bowl history.

*Belichick won his 14th division title to move past Tom Landry and Don Shula (13) to set the record for most among all head coaches.

*Bill Belichick now has 237 regular seasons wins. He is behind Don Shula (328), George Halas (318) and Tom Landry (250).

*Belichick set the postseason mark with his six straight season of playoff advancement (2011-2016). Belichick (2003-07), John Harbaugh (2008-12), Mike Holmgren (1993-97), John Madden (1973-77) and Andy Reid (2000-04) won a playoff game in five consecutive seasons.

TOM BRADY

*Tom Brady has 206 wins overall (183 in the regular season and 23 in the postseason) and passed Peyton Manning (200: 186 in the regular season and 14 in the postseason) to become the all-time leader for most wins by an NFL quarterback.

*Brady (183) is just the third NFL quarterback with 180 career regular-season wins, joining Brett Favre (186) and Peyton Manning (186).

*Brady threw 28 touchdowns and only two interceptions in 2016 for a TD/INT. ratio of 14.00, the best ever in a single season.

*Brady threw just two interceptions in 432 pass attempts in 2016 for an interception percentage of 0.46, the fourth lowest in NFL history.

*Brady became the fifth NFL quarter to reach 60,000 passing yards in the win at the NY Jets 1(1/27/16). he now has 61,582 passing yards, fourth in NFL history.

*Brady (27) needs one more AFC Offensive Player of the Week honors to break a tie with Peyton Manning (27) for the most player of the week honors in NFL history.

*Brady is in his 17th season in 2016 and became the longest tenured Patriots player, surpassing the 16 seasons by Steve Grogan (1975-90).

*Brady's 17 seasons with one team are tied for the most by an NFL quarterback with John Brodie (San Francisco) and Dan Marino (Miami).

LEGARRETTE BLOUNT

*RB LeGarrette Blount established a team single-season record after leading the NFL with 18 rushing touchdowns in 2016.

*Blount is the second Patriots player to lead the NFL in rushing touchdowns. Jim Nance led the AFL with 11 rushing touchdowns in 1966 and 7 in 1967.

*Blount's 18 rushing touchdowns in 2016 are the most by an NFL running back since Adrian Peterson had 18 for Minnesota in 2009.

*Blount's 18 touchdowns in 2016 are tied with Rob Gronkowski (2011) for the second most in a single season for the Patriots, behind the 23 by Randy Moss in 2007.

NATE EBNER

*DB Nate Ebner had a team-leading and career-best 19 special teams tackles in 2016, which was tied with Miami's Michael Thomas (19) for the NFL lead. He has had 10 or more tackles in each of his five NFL seasons.

JULIAN EDELMAN

*WR Julian Edelman had his second career 1,000-yard receiving season after setting a single-season best with 1,106 yards in 2016. He joins Wes Welker (5), Rob Gronkowski (3), Randy Moss (3), Stanley Morgan (3) and Terry Glenn (2) as the only Patriots players with at least two 1,000-yard seasons. Edelman had 1,056 yards receiving in 2013.



PATRIOTS

Team Notes



DECADE OF DOMINANCE

The Patriots regular-season record of 148-44 (.771) over the past 10 seasons is the best in the NFL. Over the past 10 years, only five NFL teams have posted a winning percentage of .600 or better. The Patriots are the only team over .700.

BEST RECORDS SINCE 2005

Team	W	L	T	Pct.
New England	148	44	0	.771
Indianapolis	126	66	0	.656
Pittsburgh	122	70	0	.635
Green Bay	118	73	1	.617
Denver	116	76	0	.604
Seattle	111	80	1	.581
Dallas	110	82	0	.573
Baltimore	109	83	0	.568
New York Giants	107	85	0	.557
San Diego	106	86	0	.552

DIVISIONAL DOMINANCE

The New England Patriots own a 76-22 (.776) record in regular-season AFC East games since the beginning of the 2001 season, compiling the best intra-division record of any team in the NFL.

NFL'S TOP DIVISIONAL RECORDS SINCE 2001

Team	W	L	T	Pct.
New England	76	22	0	.776
Indianapolis	70	28	0	.714
Green Bay	69	28	1	.709
Pittsburgh	69	31	0	.690

AFC EAST DIVISIONAL RECORDS SINCE 2001

Team	W	L	T	Pct.	Div. Titles	Years
New England	76	22	0	.776	14	2001, 03-07, 09-16
N.Y. Jets	45	53	0	.459	1	2002
Miami	41	57	0	.418	1	2008
Buffalo	35	63	0	.357	0	—

The New England Patriots have won 13 division titles and have 13 playoff berths since realignment in 2002, most in the NFL.

MOST DIVISION TITLES SINCE 2002 REALIGNMENT

Team	Division Titles	Playoff Berths
New England	13	13
Green Bay	9	12
Indianapolis	9	12
Seattle	8	11
Pittsburgh	7	10
Philadelphia	6	8

EIGHT STRAIGHT DIV. TITLES

The Patriots have won eight straight AFC East titles, the longest streak in NFL history. The Patriots have won 14 of the last 16 AFC East division crowns.

MOST CONSECUTIVE DIVISION TITLES

Team	Division	Titles	Years
New England Patriots	AFC East	8	2009-16
Los Angeles Rams	NFC West	7	1973-79
Pittsburgh Steelers	AFC Central	6	1974-79
Minnesota Vikings	NFC Central	6	1973-78
Dallas Cowboys	NFL Capitol/NFC East	6	1966-71
Cleveland Browns	American/Eastern Conf.	6	1950-55
New England Patriots	AFC East	5	2003-07
Denver Broncos	AFC West	5	2011-15
Indianapolis Colts	AFC South	5	2003-07
Dallas Cowboys	NFC East	5	1992-96
San Francisco 49ers	NFC West	5	1986-90
Chicago Bears	NFC Central	5	1984-88
Oakland Raiders	AFC West	5	1972-76

ROAD WARRIORS I

Since the start of the 1994 season when Robert Kraft purchased the team, the Patriots have the best regular-season road record in the NFL. New England finished with an 8-0 road record in 2016 for the second time in team history. The 2007 team also finished 8-0 on the road.

TEAM	RECORD	PCT.
New England	114-70	.620
Pittsburgh	101-83	.549
Indianapolis	98-86	.533
Green Bay	96-88	.522
Denver	94-90	.511

ROAD WARRIORS II

The 2016 Patriots finished 8-0 on the road for the second time in team history with the win at Miami. The only other season the Patriots went undefeated on the road was in 2007 with an 8-0 record. The Patriots join San Francisco (3 times) as the only NFL team with two 8-0 undefeated road seasons.

NFL TEAMS THAT HAVE FINISHED WITH AN 8-0 ROAD RECORD

Team	Year
New England	2016
Dallas	2014
New England	2007
St. Louis	2001
San Francisco	1990
San Francisco	1989
San Francisco	1984

WINNING THE CLOSE ONES

Since 2001, the New England Patriots own the NFL's best record (including postseason) in games decided by three points or fewer. The Patriots are the only team with a winning percentage above .700 in those games. New England is 7-2 in those close games in the playoffs, the only defeats are a 17-14 loss to the N.Y. Giants in Super Bowl XLII and a 20-18 loss in the 2015 AFC Championship game at Denver.

BEST RECORD IN GAMES DECIDED BY 3 POINTS OR FEWER (SINCE 2001; Playoffs Included)

Team	W	L	T	Win Pct
New England Patriots	39	16	0	.709
Indianapolis Colts	40	20	0	.667
Denver Broncos	36	24	0	.600
Chicago Bears	30	23	0	.566
Atlanta Falcons	35	28	1	.556

1ST AFL TEAM TO REACH 500

The Patriots have the most overall wins among the original eight AFL teams. They are the first original AFL team to reach 500 victories.

OVERALL VICTORY TOTAL OF ORIGINAL AFL TEAMS (REGULAR AND POSTSEASON)

TEAM	W	L	T
New England Patriots	506	402	9
Denver Broncos	488	412	10
Oakland Raiders	481	420	11



PATRIOTS

Team Notes

MOST 14-WIN SEASONS

The 2016 Patriots finished with a 14-2 record. The Patriots have now won 14 or games in a season five times, the most in NFL history.

PATRIOTS 14-WIN SEASONS

2003-14-2
2004-14-2
2007-16-0
2010-14-2
2016-14-2

MOST SEASONS WITH 14 OR MORE WINS

Team 14-plus win seasons

New England	5
San Francisco	4
Chicago	2
Indianapolis	2
Miami	2
Pittsburgh	2
Washington	2

BOUNCE BACK PATS

Since the beginning of 2003, the Patriots are 42-6 (.875) in regular-season games following a loss. They have dropped back-to-back regular season games in 2006, 2009, 2011, 2012 and 2015 (twice). As a starter in his career, Tom Brady is 42-10 in games following a loss.

SUCCESS WITH BALL SECURITY

The 2016 New England team had just 11 turnovers (2 interceptions and 9 fumbles), tied with the 2016 Atlanta team for the second fewest turnovers in a 16-game season. The 2010 Patriots and 2011 San Francisco team own the record with 10 turnovers.

FEWEST GIVEAWAYS IN 16-GAME SEASON

2011 San Francisco	10
2010 New England	10
2016 New England	11
2016 Atlanta	11
2016 Buffalo	12
2014 Green Bay	13
2014 New England	13
2008 Miami	13
2008 New York Giants	13

PROTECTING THE BALL

Since 2008, the Patriots lead the NFL with 59 games without turning the ball over. The Patriots are 54-5 in those games.

ZERO TURNOVER GAMES (SINCE 2008)

Rk	Team	Zero-Turnover Games
1.	New England	59
2.	Green Bay	52
3t.	Kansas City	46
3t.	San Francisco	46
5.	Seattle	40
6.	Indianapolis	39
7t.	Baltimore	38
7t.	Carolina	38

STRONG SECOND HALF

Since Robert Kraft purchased the franchise in 1994, the New England Patriots own the NFL's best record in the second half of the season. The Patriots are the only team with a winning percentage over .700 over that span.

MOST WINS IN THE SECOND HALF SINCE 1994 (REGULAR SEASON ONLY)

Team	G	W	L	T	Pct.
New England	184	134	50	0	.728
Green Bay	184	123	60	1	.671
Pittsburgh	184	118	65	1	.644
Indianapolis	184	113	71	0	.614
Denver	184	108	76	0	.587
Seattle	184	105	79	0	.571

DECEMBER REIGN

The Patriots have the best record in the NFL in the month of December since 2001.

BST WINNING PERCENTAGE IN NOVEMBER SINCE 2001

Team	W	L	T	Pct.
New England Patriots	58	10	0	.853
Pittsburgh Steelers	50	19	0	.725
Green Bay Packers	48	20	0	.706
Indianapolis Colts	45	25	0	.643
Carolina Panthers	44	25	0	.638
Philadelphia Eagles	44	25	0	.638
Seattle Seahawks	43	27	0	.614
San Diego Chargers	40	31	0	.563

STELLAR INTER-CONFERENCE RECORD

The New England Patriots own a 48-12 (.800) record vs. NFC teams since realignment in 2002, the best inter-conference record in the NFL during that time.

NFL'S BEST INTER-CONFERENCE RECORD SINCE 2002

Team	W	L	T	Pct.
New England	48	12	0	.800
Pittsburgh	40	19	1	.675
Indianapolis	39	21	0	.650
Denver	37	23	0	.617
Cincinnati	35	22	3	.608
Tennessee	35	25	0	.583
Baltimore	35	25	0	.583
Philadelphia	34	25	1	.575
Atlanta	34	25	1	.575
Dallas	34	26	0	.567

UNDEFEATED MONTHS

The Patriots finished the month of September with a 3-0 record and the month of December with a 4-0 record and now have 23 undefeated months since 2000, the most in the NFL during that time period. Indianapolis is second with 15 undefeated months during that time.

PATRIOTS UNDEFEATED MONTHS SINCE THE 2000 SEASON (NOT INCLUDING JANUARY)

2001 - December
2003 - October, November, December
2004 - September, November
2005 - December
2006 - October
2007 - September, October, November, December
2008 - December
2010 - October, December
2011 - December
2012 - November
2013 - September
2014 - October
2015 - September, October
2016 - September, December



DEFENSE DOMINATES AGAIN

The Patriots defense allowed an NFL-low of 15.6 points per game in 2016, marking the 11th season since 2001 that the team kept opponents under 20 points per game, the most in the NFL over that span. The only other time the Patriots led the NFL in this category was in 2003 when they finished by allowing just 14.9 points per game.

SEASONS ALLOWING 20 POINTS PER GAME OR FEWER SINCE 2001

Team	Seasons	Years
New England	11	2001, 2003-04, 2006-10, 2014-16
Baltimore	10	2001, 2003-06, 2008-11, 2014
Pittsburgh	10	2001, 2004-08, 2010-12, 2015
Miami	8	2001-03, 2005-06, 2008, 2011-12
Seattle	8	2005, 2007, 2011-16



PATRIOTS

Team Notes

DEFENSE DENIES

The Patriots defense has held its opponent under 20 points in 11 games in 2016, tied for the most under Bill Belichick. The Patriots held their opponents under 20 points 11 times in 2001 and 2006.

The Patriots led the NFL by allowing just six rushing touchdowns in 2016, tied for the second-lowest total ever in Patriots history. The Patriots did not allow a rushing touchdown in the final eight games of the 2016 regular season.

Fewest Rushing Touchdowns Allowed by the Patriots in a Season

5 - 1991
6 - 2016, 2014, 2009 and 1999
7 - 2007, 2001, 1966
8 - 2015, 2008, 1998, 1977

LOW POINT MARK

The Patriots allowed a NFL-low 250 points in 2016

FEWEST POINTS ALLOWED BY THE PATRIOTS IN A SEASON

157 in 1982 (9 games)
217 in 1977
236 in 1976
237 in 2006
238 in 2003
250 in 2016
257 in 1963

RUSH DEFENSE HOLDS STRONG

New England held Cleveland (10/9/16) to just 27 yards rushing for a 1.2-yard average after they entered the game first in the NFL in rushing with an average of 149.3 yards per game. Browns RB Isaiah Crowell entered the game third in the NFL in rushing yards and was held to 22 yards on 13 carries for a 1.7-yard average. The Patriots have held the opponent under 30 yards rushing 17 times in team history.

FEWEST RUSHING YARDS ALLOWED IN PATRIOTS HISTORY

DATE	OPP	ATT	YDS	AVG.
12/17/61	SD	16	2	0.1
10/11/98	KC	11	14	1.3
12/11/05	BUF	12	14	1.2
10/29/15	MIA	13	15	1.2
11/1/63	HOU	12	19	1.6
11/16/14	IND	16	19	1.2
12/4/88	SEA	19	20	1.1
9/9/12	TEN	16	20	1.3
9/22/63	OAK	10	24	2.4
12/11/77	MIA	19	25	1.3
10/9/16	CLE	22	27	1.2
12/9/61	OAK	10	27	2.7
11/17/68	KC	26	27	1.0
11/4/84	DEN	18	28	1.6
10/2/66	NYJ	18	29	1.6
11/15/70	SD	28	29	1.0
9/22/96	JACK	11	29	2.6

A SAFETY FIRST

The Patriots recorded a safety in back-to-back games for the first time in team history. LB Dont'a Hightower dropped Cincinnati (10/16/16) QB Andy Dalton in the end zone for an 8-yard sack for a safety. At Cleveland (10/9/16) the previous week, Browns QB Cody Kessler fumbled the ball out of the end zone for a safety, forced by a strong rush by Dont'a Hightower. The Patriots recorded their team-record third safety of the 2016 season when DL Malcom Brown registered a tackle in the end zone vs. Baltimore on Dec. 12.

BLOCK PARTY

LB Shea McClellin blocked a first-quarter field goal attempt vs. Baltimore on Dec. 12, 2016 for the Patriots third blocked kick of the 2016 season. McClellin blocked an extra point attempt vs. Seattle on Nov. 13 and DL Alan Branch blocked a field goal at the New York Jets on Nov. 27. The block was the first miss of the 2016 season by Baltimore K Justin Tucker. The Patriots three blocked kicks are the most blocked kicks New England has recorded since 2014 when the team recorded five on the year (4 field goals and 1 punt) The Patriots' record for most kicks blocked in a season sits at six in 1975 (2 extra points, 3 field goals and 1 punt), while they have tallied five in season on two occasions (2014 and 1973) and four in a season four times (1974, 1977, 1986, 2002).

DEFENSE NETS THIRD SAFETY

DL Malcom Brown registered the Patriots third safety of the season when he dropped Baltimore RB Kenneth Dixon in the end zone in the first quarter on Dec. 12, 2016. The Patriots three safeties in 2016 are a team mark. The Patriots registered safeties in back-to-back games - at Cleveland (10/9) when QB Cody Kessler fumbled out of the end zone and when LB Dont'a Hightower registered one in the win vs. Cincinnati (10/16) when he sacked QB Andy Dalton in the end zone. The Patriots had two safeties in a season six previous times (1963, 1965, 1967, 1969, 1978 and 1985). The NFL record for most safeties in a season is 4 by many teams.

STELLAR SCORING DEFENSE

The 2016 Patriots defense allowed just 27 touchdowns, second only to the New York Giants, who allowed 26 touchdowns. It is the seventh time in team history that the Patriots have allowed under 30 touchdowns in a season.

FEWEST TOUCHDOWNS ALLOWED IN A SEASON/PATRIOTS HISTORY

1982 - 18 (nine game season)
2003 - 23
2006 - 24
1977 - 26
2001 - 26
2016 - 27
1976 - 29



TAKING CARE OF BALL PAYS OFF

Since 2002, the Patriots are an NFL-best 115-16 when throwing no interceptions.

TEAM	GAMES WITH 0 INTS	W-L-T	WIN PCT.
New England	131	115-16-0	.878
Kansas City	116	75-41-0	.647
San Francisco	109	74-34-1	.683
Jacksonville	106	63-43-0	.594
Philadelphia	105	74-31-0	.705
Indianapolis	103	87-16-0	.845
Denver	99	76-23-0	.768
San Diego	98	73-25-0	.745
Tennessee	97	70-27-0	.722
Baltimore	95	78-17-0	.821

OFFENSE DROPS 30

The Patriots scored 30 points against the top ranked Baltimore defense on Dec. 12, 2016. The Ravens entered the game tied for first with the Patriots, allowing just 17.3 points per game.



PATRIOTS

Team Notes

SCORING PACE

The 2016 Patriots finished tied with Green Bay for third with 51 overall touchdowns and 3rd with 441 total points.

MOST PATRIOTS TD/SEASON	MOST PATRIOTS PTS /SEASON
75 in 2007	589 in 2007
67 in 2012	557 in 2012
65 in 2010	518 in 2010
61 in 2011	513 in 2011
52 in 2014	468 in 2014
52 in 2015	465 in 2015
52 in 1980	444 in 2013
52 in 1961	441 in 2016
51 in 2016	441 in 1980
50 in 2009	

RECORD SCORING STREAK

The Patriots set an NFL record by scoring in 38 consecutive quarters from Week 1 to Week 11 in 2015.

THE MOST CONSECUTIVE REGULATION QUARTERS WITH AT LEAST ONE POINT:

Team	Year(s)	Consec. quarters with points scored
New England	2015	38
St. Louis	1999-2000	31
Indianapolis	2005	31
New England	1993-94	27
Kansas City	2002	27
Oakland	2002	27

RUSH TO VICTORY

Since 2000, New England is 45-1 in the regular season when a Patriot eclipses 100 yards rushing. The only loss during the Bill Belichick era came at Miami on Dec. 20, 2004, when Corey Dillon rushed for 121 yards on 26 carries and the Patriots lost to the Dolphins, 29-28. Since then, New England is 32-0 with a 100-yard rusher.

TOP-10 TEAM

The 2016 Patriots ranked 4th in offense and 8th in defense. It is the 9th time in team history and the second straight season that both the offense and defense have finished in the top ten.

PATRIOTS SEASONS WITH A TOP 10 OFFENSE AND TOP 10 DEFENSE (SINCE 1970 MERGER)

2016	Offense-4	Defense-8
2015	Offense-6	Defense-9
2008	Offense-5	Defense-10
2007	Offense-1	Defense-4
2004	Offense-7	Defense-9
1985	Offense-9	Defense-7
1980	Offense-10	Defense-8
1979	Offense-8	Defense-3
1978	Offense-1	Defense-9

TWO 100-YARD RECEIVERS

TE Rob Gronkowski (109) and WR Chris Hogan (114) both went over 100 yards receiving at Cleveland (10/09/16). It is 35th time in team history that has occurred and the first time since Oct. 26, 2014, vs. Chicago - Gronkowski (149) and Brandon LaFell (124).

PATS SET INT RECORD

The 2016 Patriots set an NFL record by going 258 pass attempts to start the season without an interception to surpass the 2008 Washington Redskins, who went 251 pass attempts without an interception to start the season. Jacoby Brissett (55), Jimmy Garoppolo (60) and Tom Brady (143) combined for the record.

MOST PASS ATTEMPTS TO START A SEASON WITHOUT AN INTERCEPTION

Team	Pass Attempts
New England Patriots (2016)	258
Washington Redskins (2008)	251

PATS SET NEW NFL PICK RECORD

The Patriots set an NFL record by throwing just two interceptions in 2016. The previous NFL record for fewest interceptions thrown in a season by an NFL team since the 1970 merger was five. The 2016 Patriots had just two interceptions in 550 pass attempts.

FEWEST INTERCEPTIONS IN A SEASON

Year	Team	Int.	Pass Attempts
2016	New England	2	550
2010	New England	5	507
2011	San Francisco	5	451
1990	Kansas City	5	449
1990	NY Giants	5	398
1966	Green Bay	5	318
1960	Cleveland	5	264

BEST TD/INT PCT. IN HISTORY

The 2016 Patriots threw 32 touchdowns and had just two interceptions for an NFL record TD/INT. percentage of 16.0

BEST TOUCHDOWN TO INTERCEPTION PERCENTAGE IN A SINGLE SEASON

Year	Team	TDs	INT.	TD/INT Percentage
2016	Patriots	32	2	16.00
2010	Patriots	37	5	7.40
2011	Green Bay	51	8	6.38
2014	Green Bay	38	6	6.33
2016	Dallas	24	4	6.00
2007	Patriots	50	9	5.56

INT STREAK ENDS

The Patriots threw their first interception of the season in the second quarter, vs. Seattle (11/13/16) falling one game shy of the NFL record for most games without an interception to start a season.

MOST CONSECUTIVE GAMES TO START A SEASON WITHOUT AN INTERCEPTION

9	1960 Cleveland Browns
8	2016 New England Patriots
8	2008 Washington Redskins



PATRIOTS

Sustaining Success

PATRIOTS ARE MOST FREQUENT SUPER BOWL TEAM OVER LAST 32 YEARS

The Patriots have won eight conference championships since the 1984 season and have more conference titles than any other team over the last 32 years [since 1984]. Additionally, the Patriots' seven conference titles over the last 27 years are two more than the next closest team and New England's six conference titles over the last 17 years are more than any other team.

Most Super Bowl Wins in Last 12 Seasons (2004-2015)

New England	2
Pittsburgh	2
N.Y. Giants	2
6 Other Teams	1

Most Super Bowl Wins in Last 22 Seasons (1994-2015)

New England	4
Denver	3
Pittsburgh	2
Green Bay	2
N.Y. Giants	2
Baltimore	2
7 Other Teams	1

Most Super Bowl Wins in Last 32 Seasons (1984-2015)

New England	4
N.Y. Giants	4
San Francisco	4
Dallas	3
Denver	3
4 Other Teams	2
6 Other Teams	1

Most Conference Championships in Last 9 Seasons (2007-2015)

New England	3
Denver	2
Pittsburgh	2
N.Y. Giants	2
Seattle	2
7 Other Teams	1

Most Conference Championships in Last 12 Seasons (2004-2015)

New England	4
Pittsburgh	3
Seattle	3
Denver	2
Indianapolis	2
N.Y. Giants	2
8 Other Teams	1

Most Conference Championships in Last 17 Seasons (1999-2015)

New England	6
Pittsburgh	3
N.Y. Giants	3
Seattle	3
5 other teams	2

Most Conference Championships in Last 22 Seasons (1994-2015)

New England	7
Pittsburgh	4
Denver	4
Green Bay	3
N.Y. Giants	3
Seattle	3
5 Other Teams	2

Most Conference Championships in Last 27 Seasons (1989-2015)

New England	7
Denver	5
Buffalo	4
N.Y. Giants	4
Pittsburgh	4
3 Other Teams	3

Most Conference Championships in Last 32 Seasons (1984-2015)

New England	8
Denver	7
N.Y. Giants	5
San Francisco	5
Buffalo	4
Pittsburgh	4
3 Other Teams	3

WHAT HAVE YOU DONE FOR ME LATELY?

Since the 2011 season, the Patriots have maintained their spot atop the NFL in terms of regular season winning percentage and regular season points scored. Since the beginning of the 2011, 2012 and 2013 season, the Patriots have the NFL's highest winning percentage and scored the most points in the NFL.

HIGHEST WINNING PERCENTAGE SINCE 2011

TEAM	W	L	T	PCT.	PF	PA
New England	75	21	0	0.781	2888	2080
Denver	67	29	0	0.698	2566	2025
Green Bay	66	29	1	0.693	2696	2182
Seattle	63	32	1	0.661	2321	1614
Pittsburgh	60	35	1	0.630	2298	1925
Cincinnati	58	36	2	0.615	2274	1886
Carolina	53	42	1	0.557	2337	2117
San Francisco	51	45	0	0.531	2036	1981

HIGHEST WINNING PERCENTAGE SINCE 2012

TEAM	W	L	T	PCT.	PF	PA
New England	62	18	0	0.775	2375	1738
Denver	59	21	0	0.738	2257	1635
Seattle	56	23	1	0.706	2000	1299
Green Bay	51	28	1	0.644	2136	1823
Cincinnati	49	29	2	0.625	1930	1563
Indianapolis	49	31	0	0.613	1950	1892
Carolina	47	32	1	0.594	1931	1688
Arizona	46	33	1	0.581	1846	1711

HIGHEST WINNING PERCENTAGE SINCE 2013

TEAM	W	L	T	PCT.	PF	PA
New England	50	14	0	0.781	1818	1407
Denver	46	18	0	0.719	1776	1346
Seattle	45	18	1	0.711	1588	1054
Arizona	41	22	1	0.648	1596	1354
Carolina	40	23	1	0.633	1574	1325
Cincinnati	39	23	2	0.625	1539	1243

MOST POINTS SCORED SINCE 2011

Team	Points
New England	2888
New Orleans	2700
Green Bay	2696
Denver	2566
Dallas	2347
Carolina	2337
Philadelphia	2336
Seattle	2321
Cincinnati	2274

MOST POINTS SCORED SINCE 2012

Team	Points
New England	2375
Denver	2257
New Orleans	2153
Green Bay	2136
Seattle	2000
Philadelphia	1940
Carolina	1931
Cincinnati	1930

MOST POINTS SCORED SINCE 2013

Team	Points
New England	1818
Denver	1776
Green Bay	1703
New Orleans	1692
Philadelphia	1660
Pittsburgh	1637
Seattle	1588



INSIDE

The Numbers

BY THE NUMBERS

2

The Patriots forced two fumbles on kickoffs in the 27-0 win vs. Houston on Sept. 22, 2016.

2

WR Chris Hogan caught two 40-yard passes (63 and 43) at Cleveland (10/9/16) to become the first Patriots player to do so in a game since Rob Gronkowski (50 and 49) at Washington (12/11/11).

3

James White finished third in the NFL among running backs with 60 receptions and 551 yards in 2016.

4

Stephen Gostkowski executed a successful onside kick vs. Washington (11/08/15) and vs. Philadelphia (12/06/15). It was his third (Cleveland - 12/08/13) and the fourth in team history. The first came when Jim Lee Hunt recovered a Gino Cappelletti kick at the end of the first half in a 26-10 win vs. the NY Jets (9/27/64).

5

TE Martellus Bennett had his fifth career 100-yard game and his third of the 2016 season after finishing with 7 receptions for 102 yards vs. Seattle (11/13/16).

7

The Patriots became the first team in NFL history in 2014 to earn five straight first-round byes and extended that record with their seventh straight bye in 2016. Dallas and San Francisco earned four straight byes from 1992 through 1995 and Denver earned four straight from 2012-15.

8

The Patriots and Green Bay Packers are the only teams that has made the playoffs in each of the last eight seasons (2009-2016).

14

The Patriots have now had at least one rookie free agent make the team in 13 straight seasons (D.J. Foster and Jonathan Jones), the second-longest streak to 17 by Indianapolis.

16

The Patriots have gone 16 straight seasons without being swept by a division opponent after beating each of the AFC East teams in 2016, extending the longest such streak since the 1970 NFL merger.

16

The Patriots have won nine or more games in 16 straight seasons, the most seasons of 9 or more wins since 2001 in the NFL.

17

The Patriots have held their opponent under 30 yards rushing a total of 17 times after holding Cleveland (10/9/16) to just 27 yards rushing.

17.9

The Patriots WR Chris Hogan finished tied for first in the NFL with Washington's DeSean Jackson with a 17.9-yard average in 2016.

18

RB Legarrette Blount led the NFL with 18 rushing touchdowns in 2016, a Patriots team record.

19

Nate Ebner finished tied for first in the NFL with Miami's Michael Thomas (19) with a career-best 19 special teams tackles.

20

The Patriots have scored in the final possession of the first half and the opening possession of the second half 20 times since 2009, first in the NFL. New Orleans is second with 14 such scoring drives.

23

Following a 3-0 record in September and a 4-0 record in December in 2016, the Patriots now have 23 undefeated months since 2000, the most in the NFL. Indianapolis is second with 15.

24

The Patriots have won 24 straight home games against non-division AFC opponents. Their last loss to a non-division AFC team was a 33-10 loss vs. Pittsburgh on Nov. 30, 2008.

67

Rob Gronkowski and Tom Brady have connected on 67 touchdown passes. It is the second-most connections between a quarterback and a tight end in NFL history and is sixth overall.

87

The Patriots have won 87 straight home regular season games when leading at halftime, adding to their NFL record. The last time the Patriots lost at home after leading at halftime was on Dec. 24, 2000, vs. Miami when they lost 27-24 after leading 21-17 at halftime.

TOM BRADY BY THE NUMBERS

6

Brady won his sixth conference title to pass John Elway (5) for most Super Bowl appearances by a quarterback and matched DL Mike Lodish for the most Super Bowls played. Lodish played in six (four with Buffalo and two with Denver).

TOM BRADY BY THE NUMBERS (continued)

4

Brady joined Terry Bradshaw and Joe Montana as the only QBs with four Super Bowl wins. Only Hall of Fame DL Charles Haley (5) has more in NFL history.

6

Brady has six seasons with 30 or more touchdown passes.

11

Brady will play in his 11th conference championship game in 2016 to move past Gene Upshaw and George Blanda (10) for the most conference championship game appearances.

14

The number of division championships won by Tom Brady, the most division titles ever by a quarterback. Peyton Manning is second with 12.

16

Brady set a Super Bowl record with 16 straight pass completions in Super Bowl XLVI vs. the New York Giants.

19

The longest streak of consecutive pass completions by Brady in a regular season game (Sept. 10, 2015 vs. Pittsburgh), a team record.

90.6

The percent of quarterback keepers converted by Brady (106 of 117) for first downs (80-of-87 on third-and-2 or less and 26-of-30 on fourth-and-2 or less).

183

Brady has 183 career regular-season wins with the Patriots, the most wins by a starting quarterback with one team. Brett Favre is second with 160 with Green Bay.

THE KRAFT ERA

4

The number of Super Bowl championships the Patriots have won since Robert Kraft purchased the team in 1994. That mark is the highest total in the NFL over that span.

7

The number of conference championships the Patriots have won since Robert Kraft purchased the team in 1994, setting a new NFL record for most conference championships as an owner.

16

The number of division championships won by the Patriots since Kraft purchased the team in 1994.

18

The number of playoff seasons earned by the Patriots in the 23 seasons since Robert Kraft purchased the team.

39

The number of playoff games the Patriots have appeared in since 1994, the most in the NFL. Green Bay has the second most with 34.

250

The number of consecutive home games that have been sold out, including all playoff and preseason games dating back to the 1994 season opener.

281

The number of games the Patriots have won since Robert Kraft purchased the franchise in 1994. Prior to Kraft's ownership, the team had won 225 total games in its entire 34-year history from 1960-93.

THE BELICHICK ERA

4

Bill Belichick has won four Super Bowls as a head coach to match Chuck Noll for the most Super Bowl wins by a head coach in NFL history.

4

Bill Belichick is the first coach to lead his team to four 500-point seasons (2007, 2010-12).

4

Bill Belichick (261 wins) passed Curly Lambeau (229 wins) for sole possession of fourth place on the NFL wins list.

5

The number of 14-win seasons by Bill Belichick, the most among all NFL coaches.

9

Super Bowl XLIX was Belichick's ninth Super Bowl overall, including six as a head coach and three as an assistant coach.



BILL BELICHICK

NEWS & NOTES



22ND SEASON AS HEAD COACH • 42ND NFL SEASON

Overall Record: 261-125 (.676) • **Regular Season:** 237-115 (.673) • **Postseason:** 24-10 (.706)

With Patriots overall (2000-16): 224-80 (.737)

Super Bowl Titles: 6 (86, 90, 01, 03, 04, 14) • **Conf. Titles:** 9 (86, 90, 96, 01, 03, 04, 07, 11, 14)

Division Titles: 21 (75, 78, 86, 89, 90, 96, 98, 01, 03, 04, 05, 06, 07, 09, 10, 11, 12, 13, 14, 15, 16)

Bill Belichick is the only head coach in NFL history to win three Super Bowl titles in a four-year span. He won more regular season games (123) and more games overall (136) during a 10-year stretch (2002-11) than any other coach in NFL history. In the 2007 season, Belichick led the Patriots to the fourth undefeated and untied regular season in NFL history and the first since the NFL established a 16-game schedule in 1978. His 42 consecutive years as an NFL coach are second in NFL history to 44 by Tennessee's Dick LeBeau.

AMONG THE GREATS

Bill Belichick has recorded 261 career wins, which is fourth in NFL history. Belichick owns a career winning percentage of .676 which is second all-time, behind George Halas (.682).

TOP WINNING PERCENTAGE AMONG HEAD COACHES WITH AT LEAST 160 WINS (INCL. POSTSEASON)

HEAD COACH	TEAM(S)	YEARS	W	L	T	PCT.
George Halas	CHI	1920-29, 33-41, 46-55, 58-67	324	151	31	.682
BILL BELICHICK	CLE/NE	1991-95, 00-16	261	125	0	.676
Don Shula	BAL/MIA	1963-95	347	173	6	.666
Curly Lambeau	GB/CHI/WAS	1921-53	229	134	22	.630

NOTE: Winning percentage calculated using current NFL rules, counting a tie as a half-win, half-loss.

MOVING ON UP

Bill Belichick is in fourth place on the NFL wins list with 261 career wins.

MOST WINS NFL COACHES

HEAD COACH	TEAM(S)	YEARS	W	L	T
Don Shula	BAL/MIA	1963-95	347	173	6
George Halas	CHI	1920-29, 33-41, 46-55, 58-67	324	151	31
Tom Landry	DAL	1960-88	270	178	6
BILL BELICHICK	CLE/NE	1991-95, 00-16	261	125	0
Curly Lambeau	GB/CHI/WAS	1921-53	229	134	22

NOTE: Winning percentage calculated using current NFL rules, counting a tie as a half-win, half-loss.

SUPER SUCCESS

Bill Belichick has won four Super Bowls, matching Chuck Noll for the most by a head coach. He is the only coach to win four Super Bowls in the post-1993 salary cap era.

MOST SUPER BOWL VICTORIES

HEAD COACH	TEAM	TITLES	SEASONS
Bill Belichick	New England	4	2001, 2003, 2004, 2014
Chuck Noll	Pittsburgh	4	1974, 1975, 1978, 1979
Joe Gibbs	Washington	3	1982, 1987, 1991
Bill Walsh	San Francisco	3	1981, 1984, 1988

NOTE: Sorted by most recent championship. Super Bowls have determined NFL champion since 1966.

MOST CONSEC. DIVISION TITLES

Bill Belichick is the first NFL coach to lead his team to eight consecutive division titles. Paul Brown (1950-55), Tom Landry (1966-71), Bud Grant (1973-78) and Chuck Noll (1974-79) led their teams to six straight titles.

NFL COACHES WITH THE MOST CONSECUTIVE DIVISION TITLES

Head Coach	Teams	Consecutive Division Titles
Bill Belichick	Patriots	8 (2009-2016)
Paul Brown	Cleveland	6 (1950-1955)
Tom Landry	Dallas	6 (1966-1971)
Bud Grant	Minnesota	6 (1973-1978)
Chuck Noll	Pittsburgh	6 (1974-1979)

ELITE COMPANY

Bill Belichick is one of five NFL head coaches to win four or more championships since the league began postseason play in 1933, but the only one to win three in four years. Belichick joined an exclusive club in which each of the four other members has been enshrined in the Pro Football Hall of Fame.

HEAD COACHES WITH FOUR OR MORE NFL TITLES (Listed alphabetically)

HEAD COACH	CHAMPIONSHIP TEAM(S)
Bill Belichick	Patriots (SB XXXVI, XXXVIII, XXXIX, XLIX)
George Halas	Chicago Bears (1921, 33, 40, 41, 46, 63)
Curly Lambeau	Green Bay Packers (1929, 30, 31, 36, 39, 44)
Vince Lombardi	Green Bay Packers (1961, 62, 65, SB I, II)
Chuck Noll	Pittsburgh Steelers (SB IX, X, XIII, XIV)

3X COACH OF THE YEAR

The Associated Press named Bill Belichick the NFL's Coach of the Year in 2010, the third time that Belichick earned the honor. He was also named Coach of the Year following the 2003 and 2007 seasons, joining Don Shula (4-time winner) and Chuck Knox as the only three-time winners.



BILL BELICHICK

NEWS & NOTES

200 WINS WITH PATS

Bill Belichick now has 201 career regular season wins with the Patriots, becoming the fifth NFL coach to reach 200 regular season wins with one team.

NFL HEAD COACHES WITH THE MOST WINS WITH ONE TEAM

George Halas (Chicago) – 318-148
Don Shula (Miami) – 257-133-2
Tom Landry (Dallas) – 250-162
Curly Lambeau (Green Bay) – 209-104-21
Bill Belichick (Patriots) – 201-71
Chuck Noll (Pittsburgh) – 193-148-1

CAREER MILESTONE FOR BELICHICK

Belichick (237) is just the sixth NFL head coach to reach 200 career regular-season victories, joining Don Shula (328), George Halas (318), Tom Landry (250), Curly Lambeau (226) and Marty Schottenheimer (200).

NUMBER OF GAMES TO 200 REGULAR-SEASON WINS

282 Don Shula
288 George Halas
300 Curly Lambeau
306 Bill Belichick
319 Tom Landry
327 Marty Schottenheimer

Head Coach	Teams	W-L-T (regular season)
Don Shula	Colts/Dolphins	328-156-6
George Halas	Bears	318-148-6
Tom Landry	Cowboys	250-162-6
Bill Belichick	Browns/Patriots	237-115-0
Curly Lambeau	Packers/Cardinals/Redskins	226-132-22

BETTER THAN AVERAGE

Bill Belichick has led the Patriots to 16 straight winning seasons (2001-2016), second all-time, behind 20 by Tom Landry (1966-85).

MOST CONSECUTIVE SEASONS WITH A WINNING RECORD

HEAD COACH	TEAM	YEARS
Tom Landry	Dallas	20 – 1966-1985
Bill Belichick	New England	16 – 2001-2016
Curly Lambeau	Green Bay	14 – 1934-1947
Curly Lambeau	Green Bay	12 – 1921-1932
George Halas	Chicago	10 – 1933-1942
John Madden	Oakland	10 – 1969-1978

10-WIN SEASONS

Bill Belichick has coached the Patriots to 14 straight seasons with 10 or more wins, adding to his NFL record streak. In 2011, Belichick became the first coach in NFL history with nine straight seasons with at least 10 victories. George Seifert has the second most consecutive 10-win seasons with eight from 1989-1996 for San Francisco.

11 ON 14

Bill Belichick passed Don Shula (13) for most 11-win seasons in NFL history after leading the Patriots to 11 wins in 2016, his 14th 11-win season. Belichick has thirteen 11-win seasons with New England and one with Cleveland.

NFL HEAD COACHES WITH THE MOST 11-WIN SEASONS

Bill Belichick	14
Don Shula	13
Tom Landry	10

A DOZEN TIMES 11

Bill Belichick owns the NFL record among head coaches with 11 seasons of 12 or more wins. He owns the record with seven consecutive 11-win seasons (2010-2016).

NFL HEAD COACHES WITH THE MOST 12-WIN SEASONS

Head Coach	Team(s)	12-win Seasons
Bill Belichick	NE	11
Don Shula	BAL, MIA	8
Tony Dungy	IND	6
Tom Landry	DAL	6
Marty Schottenheimer	CLE, KC, SD	5

FIRST WITH 14 WINS IN 5 SEASONS

Bill Belichick guided the Patriots to an NFL-best 14-2 record in 2016, becoming the first head coach ever to win at least 14 regular-season games in five separate seasons. Only four other coaches — San Francisco's George Seifert (3), Washington's Joe Gibbs (2), Chicago's Mike Ditka (2) and Miami's Don Shula (2) — have more than one 14-win season.

BELICHICK'S DIVISIONAL SUCCESS

HEAD COACHES WITH THE HIGHEST WINNING PERCENTAGE AGAINST DIVISION OPPONENTS (SINCE 1970 - MINIMUM 60 GAMES)

Head Coach	Teams	W-L-T	Win Pct.
Mike McCarthy	Green Bay	48-17-1	.735
George Allen	LA Rams, Washington	42-18-2	.700
Bud Grant	Minnesota	69-31-1	.688
Tom Landry	Dallas	101-46-0	.687
Bill Belichick	Cleveland/Patriots	93-45-0	.674
Marty Schottenheimer	CLE/KC/SD/WAS	95-51-0	.651

THE HEAD COACHES WITH THE MOST WINS AGAINST DIVISION OPPONENTS SINCE 1970

Head Coach	Teams	Wins vs. Div. Opponents
Don Shula	Miami	132
Tom Landry	Dallas	101
Dan Reeves	DEN/NYG/ATL	95
Marty Schottenheimer	CLE/KC/SD/WAS	95
Bill Belichick	CLE/Patriots	93

GOOD IN DECEMBER

Bill Belichick is 60-12 (.833) in December with New England, the best record in December among head coaches with one team in NFL history (min. 25 games). George Seifert is second (27-6, .818).



BILL BELICHICK

NEWS & NOTES

DIVISION TITLES RECORD

Bill Belichick guided the Patriots to the AFC East title in 2016. His 14 division titles are the most by a head coach since the 1970 merger. Don Shula is second with 11 division titles since the merger. Overall, Belichick's 14 division titles are the most in NFL history among NFL head coaches with Shula and Tom Landry second with 13 titles.

BELICHICK'S PATRIOTS RENAISSANCE

Once head coach Bill Belichick implemented his coaching design on the Patriots, his approach has given him the best record of any NFL head coach who has coached over 40 games since 2001 (including the postseason).

NFL COACHES' RECORDS SINCE 2001

COACH	TEAM	W	L	T	PCT.
Bill Belichick	New England	219	69	0	.760
Tony Dungy	Tampa Bay/Indianapolis	101	41	0	.711
Jim Harbaugh	San Francisco	49	22	1	.688
Bill Cowher	Pittsburgh	70	35	1	.665
Mike McCarthy	Green Bay	124	68	1	.645
Mike Tomlin	Pittsburgh	111	62	0	.642
Bruce Arians	Arizona	42	24	1	.634
Pete Carroll	Seattle	79	46	1	.631
Mike Martz	St. Louis	46	29	0	.613
Chuck Pagano	Indianapolis	52	34	0	.605
Andy Reid	PHIL/KC	167	109	0	.605

ABOVE THE CENTURY MARK

Bill Belichick has an overall record of 261-125. He joins Don Shula and George Halas as the only coaches with 100 more wins than losses.

MOST WINS NFL COACHES

HEAD COACH	TEAM(S)	RECORD
Don Shula	BAL, MIA	347-173-6
George Halas	Chicago	324-151-31
Bill Belichick	CLE, NE	261-125-0

500+ FOR THREE STRAIGHT YEARS

Bill Belichick is the first head coach in NFL history to lead a team to three straight 500-point seasons (2010-12). The Patriots are the first franchise in NFL history to score 500 or more points in four seasons (2007-589, 2010-518, 2011-513 and 2012-557). St. Louis is the only other team to have done it three times (1999-526, 2000-540, 2001-503).

1ST-TIME QBS 6-0 UNDER BELICHICK

Under head coach Bill Belichick, quarterbacks are now 6-0 in their first career starts after QB Jacoby Brissett picked up a 27-0 win in his first start.

QB	Game	Score
Todd Philcox	Cleveland at LA Rams (9/20/93)	28-16 (W)
Eric Zeier	Cleveland at Cincinnati (10/29/95)	29-26 (W)
Tom Brady	Patriots vs. Indianapolis (9/30/01)	44-13 (W)
Matt Cassel	Patriots at NY Jets (9/14/08)	19-10 (W)
Jimmy Garoppolo	Patriots at Arizona (9/11/16)	23-21 (W)
Jacoby Brissett	Patriots vs. Houston (9/22/16)	27-0 (W)

POSTSEASON PROWESS

BEST POSTSEASON RECORDS IN NFL HISTORY (minimum of 10 games)

COACH	TEAM(S)	W	L	PCT.
Vince Lombardi	GB/WAS	9	1	.900
Tom Flores	Oakland	8	3	.727
Bill Walsh	San Francisco	10	4	.714
Joe Gibbs	Washington	17	7	.708
Bill Belichick	CLE/NE	24	10	.706
Jimmy Johnson	DAL/MIA	9	4	.692

MOST POSTSEASON GAMES AS A HEAD COACH

HEAD COACH	GAMES
Tom Landry (Dallas)	36
Don Shula (Baltimore/Miami)	36
Bill Belichick (Cleveland/New England)	34

PLAYOFF SUCCESS

MOST PLAYOFF WINS BY AN NFL HEAD COACH

HEAD COACH	TEAM(S)	WINS
Bill Belichick	Cleveland Browns, NE Patriots	24
Tom Landry	Dallas Cowboys	20
Don Shula	Baltimore Colts, Miami Dolphins	19
Joe Gibbs	Washington Redskins	17
Chuck Noll	Pittsburgh Steelers	16

NINE SB APPEARANCES ARE A RECORD

Super Bowl XLIX was Bill Belichick's ninth Super Bowl in his career, the most appearances by an NFL coach in history.

MOST SUPER BOWL APPEARANCES AS A HEAD COACH OR ASSISTANT

HEAD COACH	SUPER BOWLS
Bill Belichick	9 (six as a head coach)
Dan Reeves	7 (four as a head coach)
Don Shula	6 (six as head coach)
Tom Landry	5 (five as a head coach)
Chuck Noll	5 (four as a head coach)
Marv Levy	5 (four as a head coach)

11 CONFERENCE CHAMPIONSHIP GAMES

Bill Belichick reached his 11th conference championship game as a head coach in 2016, to move past Tom Landry (10) for the most since the 1970 merger.

Head Coach	Conference Championships
Bill Belichick	11
Tom Landry	10
Don Shula	7
Chuck Noll	7
John Madden	6
Bill Cowher	6



TOM BRADY

NEWS & NOTES



CAREER NOTES

Tom Brady has quarterbacked the Patriots to victories in 183 of his 235 career regular season starts, compiling a .779 winning percentage and giving him the best record of any quarterback in the Super Bowl era (since 1966). Brady's 155 career wins in his first 200 starts are the most in NFL history. Peyton Manning is second with 136 wins in his first 200 career starts.

RECORDING SUCCESS

TOP WINNING PERCENTAGE IN SUPER BOWL ERA (Since 1966, Minimum 50 Starts, Regular Season Only)

PLAYER	TEAM(S)	YEARS	W	L	T	PCT.
TOM BRADY	NE	2000-16	183	52	0	.779
Roger Staubach	DAL	1969-79	85	29	0	.746
Joe Montana	SF/KC	1979-94	117	47	0	.713
Russell Wilson	SEA	2012-16	56	23	1	.706

ACTIVE QUARTERBACKS WINNING PERCENTAGE

Minimum 32 Starts (two full seasons), Regular Season Only

QUARTERBACK	TEAM(S)	W	L	T	PCT.
TOM BRADY	NE	183	52	0	.779
Russell Wilson	SEA	56	23	1	.706
Ben Roethlisberger	PIT	123	60	0	.672
Aaron Rodgers	GB	90	45	0	.667
Tony Romo	DAL	78	49	0	.614
Andrew Luck	IND	43	27	0	.614
Andy Dalton	CIN	56	35	2	.613
Joe Flacco	BAL	83	55	0	.601
Matt Ryan	ATL	85	57	0	.599
Alex Smith	SF/KC	79	56	1	.585
Drew Brees	SD/NO	131	101	0	.565

TEN AFC CHAMPIONSHIP GAME APPEARANCES

The Patriots have reached 11 conference championship games in the Tom Brady - Bill Belichick era (since 2001 with Brady starting at QB). By omitting the season Brady missed due to injury in 2008, the Patriots have made 11 title games in the 15 seasons with Brady as the starter..



BRADY ALL-TIME LEADER

MOST CAREER WINS BY AN NFL QUARTERBACK (REGULAR SEASON AND POSTSEASON)

Quarterback	Teams	Wins
Tom Brady	NE	206 (183 reg. season/23 postseason)
Peyton Manning	IND/DEN	200 (186 reg. season/14 postseason)
Brett Favre	ATL/GB/NYJ/MIN	199 (186 reg. season/13 postseason)
John Elway	DEN	162 (148 reg. season/14 postseason)

SIX 30-TD SEASONS

Brady has six 30-touchdown seasons overall. The only other Patriots quarterback to have a 30-touchdown season was Vito "Babe" Parilli in 1964 when he led the AFL with 31. Brady is one of five quarterback in NFL history to have 30 or more touchdown passes in at least six seasons and one of six quarterback in NFL history with three or more straight seasons with 30 or more touchdowns.

MOST SEASONS WITH 30-PLUS TOUCHDOWN PASSES

Brett Favre	9
Peyton Manning	9
Drew Brees	9
TOM BRADY	6
Aaron Rodgers	6
Philip Rivers	5
Dan Marino	4
Tony Romo	4
Eli Manning	3
Kurt Warner	3

THREE-PLUS STRAIGHT 30 TOUCHDOWN SEASONS

Drew Brees	9 (2008-2016)
Brett Favre	5 (1994-98)
Peyton Manning	5 (2009-10, 12-14)
TOM BRADY	3 (2010-2012)
Dan Marino	3 (1984-86)
Aaron Rodgers	3 (2014-2016)

PILING UP THE WINS

Brady is one of three NFL quarterbacks with at least 180 career wins.
(Regular season only)

RK	NAME	W	L	T	PCT.
1t.	Brett Favre	186	112	0	.624
1t.	Peyton Manning	186	79	0	.702
3.	Tom Brady	183	52	0	.779
4.	John Elway	148	82	1	.643
5.	Dan Marino	147	93	0	.613
6.	Drew Brees	131	101	0	.565
7.	Fran Tarkenton	124	109	6	.531
8.	Ben Roethlisberger	123	60	0	.672
9.	Johnny Unitas	119	64	4	.647
10.	Joe Montana	117	47	0	.713
11.	Eli Manning	108	91	0	.543
12.	Terry Bradshaw	107	51	0	.677
13.	Warren Moon	102	101	0	.510

FOUR 35-TD SEASONS

Brady, who led the NFL in 2015 with 36 touchdowns, is one of four NFL quarterbacks with at least 35 touchdowns passes in four different seasons.

QBS WITH THE MOST 35+ PASSING TOUCHDOWNS IN NFL HISTORY

PLAYER	35+ TD SEASONS
Tom Brady	4 (50-2007, 36-2010, 39-2011, 36-2015)
Peyton Manning	4 (49-2004, 37-2012, 55-2013, 39-2014)
Drew Brees	4 (46-2011, 43-2012, 39-2013, 37-2016)
Aaron Rodgers	4 (45-2011, 39-2012, 38-2014, 40-2016)
Brett Favre	3 (38-1995, 39-1996, 35-1997)



TOM BRADY

NEWS & NOTES

BRADY ONE OF 11

NFL PLAYERS TO AVG. 250 YARDS PER GAME

PLAYER	TEAM	YARDS/GAME
Drew Brees.....	SD/NO.....	283.7
Matthew Stafford.....	DET.....	278.0
Peyton Manning.....	IND/DEN.....	270.5
Matt Ryan.....	ATL.....	265.5
Kurt Warner.....	STL/ARI.....	260.8
Tom Brady.....	NE.....	259.8
Aaron Rodgers.....	GB.....	259.3
Philip Rivers.....	SD.....	254.6
Dan Marino.....	Miami.....	253.6
Ben Roethlisberger.....	PIT.....	253.0
Carson Palmer.....	CIN/ARI.....	253.0

BRADY AT 4,000

Brady reached 4,000 passing yards for the eighth time in his career in 2015.

ALL-TIME 4,000 YARD PASSING SEASONS

14	Peyton Manning
11	Drew Brees
8	Tom Brady
7	Philip Rivers
6	Dan Marino
6	Brett Favre
6	Matt Ryan
6	Aaron Rodgers
6	Carson Palmer, Eli Manning and Matthew Stafford

PATRIOTS TOP PASSING YARDS/SEASON

Yards	Player	Year
5,235	Tom Brady	2011
4,827	Tom Brady	2012
4,806	Tom Brady	2007
4,770	Tom Brady	2015
4,555	Drew Bledsoe	1994
4,398	Tom Brady	2009
4,343	Tom Brady	2013
4,110	Tom Brady	2005
4,109	Tom Brady	2014
4,086	Drew Bledsoe	1996

26 CAREER 4-TD GAMES

Brady has thrown four or more touchdowns in 26 games - 21 four-TD games, three five-TD games and two six-TD games. The Patriots are 25-1 when Brady throws four or more TD passes. He has two 4-TD games in 2016

MOST GAMES WITH 4+ TOUCHDOWN PASSES

PLAYER 4+ TD GAMES

1. Peyton Manning	35
2. Drew Brees	31
3. Tom Brady	26
4. Brett Favre	23
5. Dan Marino	21
6. Aaron Rodgers	20

MOST GAMES WITH 4+ TDS AND NO INTERCEPTIONS

PLAYER GAMES

Tom Brady	21
Drew Brees	21
Peyton Manning	18
Aaron Rodgers	15
Brett Favre	12

SIX FOR SIX-PLUS

Brady has thrown six touchdowns in a game two times and is one of eight NFL players to have thrown at least six touchdowns in a game two times. Brady threw six touchdowns at Miami (10/21/07) and vs. Tennessee (10/18/09).

NFL PLAYERS WITH AT LEAST TWO 6+TD GAMES

PLAYER 6+ TD GAMES

Peyton Manning	3 (Two 6 TD games and one 7 TD Game)
George Blanda	2 games with 7 touchdowns
Y.A. Tittle	2 (1 game with 7 and 1 with 6 TDs)
Drew Brees	2 (1 game with 7 and 1 with 6 TDs)
Tom Brady	2 games with 6 touchdowns
Charley Johnson	2 games with 6 touchdowns
Ben Roethlisberger	2 games with 6 touchdowns
Aaron Rodgers	2 games with 6 touchdowns



60,000 YARDS

Tom Brady (61,582) became the fifth NFL player to reach 60,000 passing yards and is fourth all-time on the NFL's passing list.

Player Passing yards

1. Peyton Manning	71,940
2. Brett Favre	71,838
3. Drew Brees	66,111
4. Tom Brady	61,582
5. Dan Marino	61,361
6. John Elway	51,475
7. Warren Moon	49,325
8. Eli Manning	48,214
9. Fran Tarkenton	47,003
10. Ben Roethlisberger	46,814

A GOOD RATIO

Brady ranks first in touchdown-to-interception ratio among quarterbacks with 400 career TD passes. He ranks third in TD-to-INT ratio overall, behind only Aaron Rodgers and Russell Wilson.

BRADY TOPS 400 CLUB IN TD/INT RATIO

NFL All-Time Rank in Parentheses

Player	Touchdowns	Interceptions	Ratio
Tom Brady	456 (4)	152 (57)	3.00 (2)
Peyton Manning	539 (1)	251 (9)	2.15 (7)
Drew Brees	465 (3)	220 (18t)	2.11 (9)
Dan Marino	420 (5)	252 (8)	1.67 (26)
Brett Favre	508 (2)	336 (1)	1.51 (34)

400-TD CLUB

Tom Brady is one of five NFL players with at least 400 career touchdowns.

MOST CAREER TOUCHDOWN PASSES

(regular season only) Bold indicates active players

RANK	NAME	TOUCHDOWNS
1.	Peyton Manning	539
2.	Brett Favre	508
3.	Drew Brees	465
4.	Tom Brady	456
5.	Dan Marino	420
6.	Fran Tarkenton	342
7.	Eli Manning	320
8.	Philip Rivers	314
9.	Ben Roethlisberger	301
10.	John Elway	300

ONE OF THREE WITH 500 TOTAL TDS; HAS RECORD FOR TD PASSES WITH ONE TEAM

Brady is third in NFL history in all-time touchdown passes (regular season and playoffs) and ranks first for most touchdowns with one team.

ALL-TIME TOUCHDOWN PASS LEADERS (INCLUDING PLAYOFFS)

Player	Years	Team(s)	Total TD	Reg. Season	Playoffs
Peyton Manning	1998-Present	IND/DEN	579	539	40
Brett Favre	1991-2010	ATL/GB/NYJ/MIN	552	508	44
Tom Brady	2000-Present	NE	514	456	58
Drew Brees	2001-present	SD/NO	489	465	24
Dan Marino	1983-1999	MIA	452	420	32
Fran Tarkenton	1961-1978	MIN/NYG	353	342	11
Eli Manning	2004-present	NYG	338	320	18
Aaron Rodgers	2005-present	GB	330	297	33
John Elway	1983-1998	DEN	327	300	27

MOST TOUCHDOWN PASSES WITH ONE TEAM (INCLUDING PLAYOFFS)

Player	Years	Team(s)	Total TD	Reg. Season	Playoffs
Tom Brady	2000-Present	NE	514	456	58
Brett Favre	1992-2007	GB	481	442	39
Dan Marino	1983-1999	MIA	452	420	32
Peyton Manning	1998-2010	IND	428	399	29



TOM BRADY

NEWS & NOTES

ECLIPSING 3K

Brady (3,554) once again reached 3,000 yards in 2016 for his 14th 3,000-yard season.

NFL RECORD FOR MOST 3,000-YARD SEASONS

18	Brett Favre
16	Peyton Manning
14	Tom Brady
14	Drew Brees
13	Dan Marino
12	John Elway
12	Eli Manning

FRANCHISE LEADING PASSER

PATRIOTS ALL-TIME LEADING PASSERS

PLAYER	YEARS	ATT	COMP	YARDS
Tom Brady	2000-16	8,224	5,244	61,582
Drew Bledsoe	1993-01	4,518	2,544	29,657
Steve Grogan	1975-90	3,593	1,879	26,886

NFL FRANCHISE WINS LEADER

Tom Brady has 183 career regular-season wins with the Patriots, the most by a starting quarterback with one team. Brady made his 208th career start against Pittsburgh (9/10/15) when he won his 161st game. It took Brett Favre 253 starts to reach 160 wins with Green Bay.

MOST WINS AS A STARTING QUARTERBACK FOR ONE TEAM

Player	Wins	Team
Tom Brady	183	New England
Brett Favre	160	Green Bay
John Elway	148	Denver
Dan Marino	147	Miami
Peyton Manning	141	Indianapolis

BRADY RACKS UP PASSING YARDS

Brady has 76 NFL games with 300 or more yards passing and the Patriots are 63-13 in those games. He is one of three players with 70 300-yard games.

NFL QUARTERBACK 300-YARD GAMES (* ACTIVE)

PLAYER	300-YARD GAMES
Drew Brees*	106
Peyton Manning	93
Tom Brady*	76
Dan Marino	63
Brett Favre	62
Kurt Warner	52
Dan Fouts	51
Philip Rivers*	51

Brady had a career-best eleven 300-yard games in the 2011 season, tied for third in NFL history behind Drew Brees (13 in 2011) and Peyton Manning (12 in 2013). He had seven 300-yard games in 2015.

TOP QB HOME STARTING RECORDS (MIN. 75 STARTS) SINCE 1970 MERGER (INCLUDES POSTSEASON)

PLAYER	TEAM(S)	W	L	T	PCT.
Tom Brady	NE	117	19	0	.860
Terry Bradshaw	PIT	75	14	0	.843
John Elway	DEN	104	25	0	.806

40 GAME-WINNING DRIVES

Brady has 40 game-winning drives in the fourth quarter or overtime in the regular season.

MOST GAME WINNING DRIVES IN THE FOURTH QUARTER OR OVERTIME

(Regular Season since 1970)

PLAYER	TEAMS	4TH QTR GAME-WINNING DRIVES
1. Peyton Manning	IND/DEN	54
2. Dan Marino	Miami	47
3. Brett Favre	GB/NYJ/MIN	43
4t. Tom Brady	New England	40
4t. John Elway	Denver	40
6. Drew Brees	SD/NO	38
7. Warren Moon	HOU/MIN/SEA/KC	35

BRADY'S COMEBACKS

Brady has engineered 50 career game-winning performances to lead his team to a victory from a fourth-quarter deficit or tie.

DATE	OPP.	TIME REMAINING		PASSING STATISTICS						
		SCORE	IN REG.	ATT	CMP	YDS	TD	INT	FINAL	
11/27/16	at NYJ	13-17	10:17	15	10	132	1	0	22-17	
11/15/15	at NYG	17-23	15:00	18	11	193	1	1	27-26	
10/25/15	NYJ	16-17	15:00	17	14	150	2	0	30-23	
02/01/15	SEA**	14-24	15:00	15	13	124	2	0	28-24	
01/10/15	BAL*	28-28	15:00	8	9	72	1	0	35-31	
12/21/14	at NYJ	10-13	15:00	6	3	26	0	1	17-13	
12/07/14	at SD	13-14	15:00	8	7	112	1	0	23-14	
12/08/13	CLE	3-19	15:00	20	16	142	2	0	27-26	
12/01/13	at HOU	21-24	15:00	12	8	87	0	0	34-31	
11/24/13	DEN	21-24	15:00	19	12	100	1	0	(ot) 34-31	
10/13/13	NO	23-27	1:13	5	7	70	1	0	30-27	
09/08/13	at BUF	20-21	4:31	7	7	36	0	0	23-21	
10/21/12	NYJ	23-26	1:37	9	13	95	0	0	(ot) 29-26	
09/30/12	at BUF	21-21	15:00	7	4	78	2	0	52-28	
01/22/12	BAL*	16-20	15:00	6	3	20	0	1	23-20	
12/24/11	MIA	17-17	15:00	11	8	120	0	0	27-24	
10/16/11	DAL	13-16	5:13	9	11	87	1	0	20-16	
12/19/10	GB	21-27	13:49	6	5	82	1	0	31-27	
11/25/10	at DET	24-24	15:00	5	5	86	2	0	45-24	
10/17/10	BAL	10-20	14:53	24	16	156	1	1	(ot) 23-20	
09/14/09	BUF	13-24	5:32	13	11	112	2	0	25-24	
12/29/07	at NYG	23-28	15:00	12	8	130	1	0	38-35	
12/03/07	at BAL	17-24	14:25	17	7	113	1	0	27-24	
11/25/07	PHI	24-28	15:00	16	11	109	0	0	31-28	
11/04/07	at IND	10-20	9:42	10	8	144	2	0	24-20	
01/14/07	at SD*	13-21	8:35	14	9	122	1	1	24-21	
12/03/06	DET	13-21	13:07	15	14	101	0	0	28-21	
11/26/06	CHI	10-10	14:46	7	6	98	1	0	17-13	
09/10/06	BUF	14-17	15:00	6	3	58	0	1	19-17	
11/13/05	at MIA	15-16	2:53	2	2	76	1	0	23-16	
10/30/05	BUF	7-16	10:07	4	4	69	0	0	21-16	
10/09/05	at ATL	28-28	3:52	2	2	17	0	0	31-28	
09/25/05	at PIT	10-13	14:19	12	12	167	0	0	23-20	
02/06/05	PHI**	14-14	15:00	4	2	33	0	0	24-21	
10/03/04	at BUF	17-17	15:00	4	2	8	1	0	31-17	
02/01/04	CAR**	29-29	1:08	5	4	47	0	0	32-29	
01/10/04	TEN*	14-14	15:00	11	6	27	0	0	17-14	
11/30/03	at IND	31-31	10:21	6	3	31	1	0	38-34	
11/23/03	at HST	13-20	3:11	14	10	133	1	0	(ot) 23-20	
11/03/03	at DEN	23-26	2:51	4	5	58	1	0	30-26	
10/19/03	at MIA	13-13	15:00	10	7	147	1	0	(ot) 19-13	
10/05/03	TEN	24-27	4:40	1	1	15	0	0	38-30	
12/29/02	MIA	13-24	4:59	13	8	69	1	0	(ot) 27-24	
11/10/02	at CHI	19-30	5:16	14	9	116	2	0	33-30	
09/22/02	KC	38-38	0:00	5	4	46	0	0	(ot) 41-38	
02/03/02	STL**	17-17	1:21	8	5	53	0	0	20-17	
01/19/02	OAK*	3-13	15:00	27	20	138	0	0	(ot) 16-13	
12/16/01	at BUF	6-9	5:57	13	9	116	0	0	(ot) 12-9	
12/02/01	at NYJ	14-16	15:00	7	6	56	0	0	17-16	
10/14/01	SD	16-26	8:48	18	13	130	1	0	(ot) 29-26	

^ Statistics are from the time noted until the end of the game * Divisional Playoffs ** Super Bowl



TOM BRADY

NEWS & NOTES

LATE GAME WINNER

Brady now has seven career games in which he threw a game-winning touchdown pass in the final minute of the game to turn a Patriots deficit into a Patriots win.

11/10/02 at Chicago* W 33-30

The Patriots trailed 30-25 when Brady threw a 20-yard touchdown to David Patten with 21 seconds left to give the Patriots a 33-30 win.

*-Champaign, Ill.

11/3/03 at Denver W 30-26

The Patriots trailed 26-23 when Brady threw an 18-yard touchdown to David Givens with 30 seconds left to give the Patriots a 30-26 win.

12/3/07 at Baltimore W 27-24

The Patriots trailed 24-20 when Brady threw an 8-yard touchdown to Jabar Gaffney with 44 seconds left to give the Patriots a 27-24 win.

9/14/09 vs. Buffalo W 25-24

The Patriots trailed 24-19 when Brady threw a 16-yard touchdown to Ben Watson with 50 seconds left to give the Patriots a 25-24 win.

10/16/11 vs. Dallas W 20-16

The Patriots trailed 16-13 when Brady threw an 8-yard touchdown pass to Aaron Hernandez with 22 seconds left to give the Patriots a 20-16 win.

10/13/13 vs. New Orleans W 30-27

The Patriots trailed 27-23 when Brady threw a 17-yard touchdown pass to Kenbrell Thompson with five seconds left to give the Patriots a 30-27 win.

12/08/13 vs. Cleveland W 27-26

The Patriots trailed 26-21 when Brady threw a 1-yard touchdown pass to Danny Amendola with 31 seconds left to give the Patriots a 27-26 win.

51 - THREE TD; NO INT

Tom Brady threw three touchdowns and no interceptions in the 2016 season-finale at Miami (01/01-17) to tie Peyton Manning with 51 such games. The Patriots are 49-2 (.961) in such games.

PLAYER MOST GAMES WITH 3+ TD PASSES AND 0 INT.

Tom Brady	51
Peyton Manning	51
Drew Brees	41
Aaron Rodgers	39
Brett Favre	36

TOM BRADY'S RECORD AS A STARTER

	REG. SEASON	PLAYOFFS	TOTAL
Overall	183-52	23-9	206-61
Home:	101-16	16-3	117-19
Road:	82-36	7-6*	89-42
By Yardage Total			
Less than 200:	36-16	4-1	40-17
200-299:	84-23	12-5	96-28
300 or more:	63-13	7-3	70-16

Other Records

On Artificial Turf:	114-17	12-5	126-22
Temp Below 40:	38-6	13-2	51-8
Thanksgiving or later:	69-17	23-9	92-26
Leading at Halftime:	142-16	16-4	158-20
Leading after 3 Qtrs:	152-9	15-3	167-12
Overtime:	9-4	1-0	10-4
Passer rating >100.0:	104-6	11-0	115-6

*Includes six Super Bowls at neutral sites

RECORD TITLE HOLDER

Tom Brady earned his NFL record 14th division championship in 2016.

QUARTERBACK CAREER DIVISION TITLES

Tom Brady	14
Peyton Manning	12
Joe Montana	9

12-WIN SEASONS

Since entering the NFL in 2000, Tom Brady's teams have reached 12 regular-season wins in 11 different seasons, tied with Peyton Manning for the most.

STARTING QBS WITH THE MOST 12-WIN REGULAR SEASONS IN NFL HISTORY

PLAYER SEASONS

Tom Brady	11
Peyton Manning	11
Brett Favre	6
John Elway	4
Jim Kelly	4

BRADY BIG IN DECEMBER

Tom Brady is 54-10 (.844) in December, the second-best winning percentage in December among quarterbacks in the Super Bowl era. Roger Staubach is first (17-3, .850). Among active quarterbacks, Cam Newton is second with a 19-5 record (.792). Brady has 54 wins in December, the most in NFL history, followed by 52 by Brett Favre and 49 by Peyton Manning.

MOST WINS IN 200 STARTS

Brady had 155 career regular-season wins in his first 200 regular-season starts (.775 win pct.). Peyton Manning is second with 136 victories in his first 200 starts.

MOST WINS BY A STARTING QB THROUGH 200 REGULAR SEASON STARTS

Quarterback Wins Through 200 Starts

Tom Brady	155
Peyton Manning	136
Dan Marino	125
John Elway	124

FOURTH TO REACH 5,000 COMPLETIONS

Tom Brady had 28 completions at Cleveland (10/9/16) to move past Dan Marino for the fourth-most completions by an NFL quarterback. He had 29 completions vs. Cincinnati (10/16/16) to become the fourth player with 5,000 completions.

MOST PASS COMPLETIONS IN NFL HISTORY

1. Brett Favre	6,300
2. Peyton Manning	6,125
3. Drew Brees	5,836
4. Tom Brady	5,244
5. Dan Marino	4,967
6. John Elway	4,123
7. Eli Manning	4,072

THIRD-BEST QB RATING

PLAYER	YEARS	TEAM	RATING
Aaron Rodgers	2005-16	Green Bay	104.1
Russell Wilson	2012-16	Seattle	99.6
Tom Brady	2000-16	Patriots	97.2
Tony Romo	2004-15	Dallas	97.1
Steve Young	1985-99	TB/SF	96.8
Peyton Manning	1998-15	IND/DEN	96.5
Drew Brees	2001-16	SD/NO	96.3
Philip Rivers	2004-16	SD	94.7



TOM BRADY

NEWS & NOTES

MOST TD THROWS COACH/QB TANDEM

Tom Brady has thrown 456 career touchdowns under head coach Bill Belichick, the most touchdowns among any head coach/starting quarterback tandem.

MOST TDS/QB TANDEMS (Regular Season Only)

Quarterback/Head Coach	Team	Touchdowns
Tom Brady/Bill Belichick	NE	456
Dan Marino/Don Shula	MIA	352
Drew Brees/Sean Payton	NO	342
Aaron Rodgers/Mike McCarthy	GB	297

BRADY UNDEFEATED AGAINST 7

Brady is undefeated against seven teams – Atlanta (4-0), Chicago (4-0), Dallas (4-0), Detroit (4-0), Jacksonville (5-0), Minnesota (4-0) and Tampa Bay (3-0). Brady is most successful against Buffalo, with a 26-3 career record and the non-divisional team he has beaten the most is Indianapolis (9-3).

NO PLACE LIKE HOME

Tom Brady made his 100th career home start against Chicago on Oct. 26, 2014. The win over Chicago gave Brady an 87-13 home record in his first 100 home starts, the best in NFL history since the merger for a quarterback with at least 50 starts.

BEST HOME REGULAR SEASON STARTING RECORDS (MINIMUM 40 STARTS)

Player	Record
Tom Brady	101-16 (.863)
Terry Bradshaw	67-12 (.848)
Roger Staubach	49-10 (.831)
John Elway	95-23 (.805)
Aaron Rodgers	53-14 (.791)
Joe Flacco	53-16 (.768)

BEST HOME REGULAR SEASON STARTING RECORD IN FIRST 100 STARTS

Player	Record
Tom Brady	87-13 (.870)
Brett Favre	82-18 (.820)
John Elway	77-23 (.770)
Peyton Manning	74-26 (.740)

WINNINGEST COACH/QB TANDEM

Bill Belichick and Tom Brady have the best winning percentage and most wins for a head coach/starting quarterback tandem since the 1970 merger.

WINNINGEST COACH/QB TANDEMS SINCE 1970 (Regular Season Only – by winning percentage)

Quarterback/Head Coach	Team	W	L	T	Pct.
Tom Brady/Bill Belichick	NE	183	52	0	.779
Peyton Manning/Tony Dungy	IND	85	27	0	.759
Ken Stabler/John Madden	OAK	60	19	1	.756
Jim McMahon/Mike Ditka	CHI	46	15	0	.754

WINNINGEST COACH/QB TANDEMS SINCE 1970 (Regular Season Only – by victories)

Quarterback/Head Coach	Team	W	L	T	Pct.
Tom Brady/Bill Belichick	NE	183	52	0	.779
Terry Bradshaw/Chuck Noll	PIT	107	51	0	.677
Dan Marino/Don Shula	MIA	116	68	0	.630

WINNINGEST COACH/QB TANDEMS (Notable Combinations)

Quarterback/Head Coach	Wins	Playoff Apps	NFL Titles
Tom Brady/Bill Belichick	183	14	4
Dan Marino/Don Shula	116	7	0
Terry Bradshaw/Chuck Noll	107	10	4
Roger Staubach/Tom Landry	85	10	2
Bart Starr/Vince Lombardi	77	6	5
Joe Montana/Bill Walsh	75	7	3

BRADY EXTENDS DIV. TITLE MARK

Tom Brady extended his NFL record by leading the Patriots to their eighth straight division title.

NFL RECORD FOR MOST CONSECUTIVE DIVISION TITLES BY A STARTING QB

Player	Team	Consecutive Division Titles
Tom Brady	Patriots	8 (2009-2016)
Terry Bradshaw	Steelers	6 (1974-1979)
Fran Tarkenton	Vikings	6 (1973-1978)

NFL RECORD FOR MOST DIVISION TITLES

Player	Career Division Titles
Tom Brady	14
Peyton Manning	12
Joe Montana	9
Brett Favre	8
Terry Bradshaw	7
John Elway	7

FRIENDLY CONFINES

Brady is 51-1 at home against the AFC since 2007. His only loss at home against an AFC opponent since 2007 was the season-finale in 2014 when the Patriots lost to Buffalo, 17-9, on Dec. 28, 2014.

Since 2007, Brady is 64-6 overall at home in the regular season. That is more wins than six teams have (home and away) combined during that span.

Detroit-63
Tampa Bay - 63
Oakland - 60
Jacksonville - 53
Cleveland - 48
Los Angeles Rams - 46

MOST STARTS UNDER ONE HC

Tom Brady made his 185th career start at Carolina on Nov. 18, 2013, all under Bill Belichick. It is the most starts by a quarterback under one head coach in NFL history. Brady surpassed Dan Marino, who had 184 career starts under head coach Don Shula. Brady now has 235 career starts under Belichick.

14 GAMES WITH 300 YARDS, 4 TDS & 0 INTS

Tom Brady had his 14th NFL game with 300 yards, four touchdowns and no interceptions at Buffalo (10/30/16), second in NFL history to the 18 such games by Drew Brees.

NFL RECORD FOR ATTEMPTS BETWEEN INTS

Tom Brady attempted 358 consecutive regular-season passes without an interception, a streak spanning from Oct. 17, 2010-Sept. 1, 2011. Brady eclipsed Bernie Kosar's record on Dec. 26, 2010 at Buffalo.

MOST CONSECUTIVE PASS ATTEMPTS WITHOUT AN INTERCEPTION

358	Tom Brady (Patriots)	2010-11
312	Alex Smith (Kansas City)	2015
308	Bernie Kosar (Cleveland)	1990-91
294	Bart Starr (Green Bay)	1964-65
279	Jeff George (IND/ATL)	1993-94
277	Rich Gannon (Oakland)	2001
271	Jason Campbell (Washington)	2007-08

TIED FOR FIRST IN DISTINCT HONOR

Tom Brady has earned 27 AFC Player of the Week honors, to tie Peyton Manning for the most in NFL history. Brady was named AFC Offensive Player of the Week for Week 5 and Week 10 in 2016. Brady was named Offensive Player of the Month for October in 2016. It is his 9th Player of the Month award, surpassing Peyton Manning (8) for the most in NFL history.

CAREER PLAYER OF THE WEEK AWARDS

Player	Career	Team	POW Awards
Tom Brady	2000-present	Patriots	27
Peyton Manning	1998-present	Colts/Broncos	27
Dan Marino	1983-1999	Dolphins	18
Brett Favre	1991-2010	Packers, Jets, Vikings	16
John Elway	1983-1998	Broncos	15



TOM BRADY

NEWS & NOTES

MOST GAMES PLAYED AS A PATRIOT

Tom Brady passed Bruce Armstrong at Dallas (10/11/15) with his 213th game played in a Patriot uniform.

Player	Games Played
Tom Brady	237
Bruce Armstrong	212
Julius Adams	206

SECOND PATRIOT WITH 200 STARTS

Tom Brady (235) is the second New England Patriots player to start in at least 200 games. Patriots Hall of Fame OL Bruce Armstrong started in 212 games during his career.

200-PLUS STARTS

Tom Brady is one of nine NFL quarterbacks with at least 200 career starts in the regular season.

MOST NFL STARTS BY AN NFL QUARTERBACK

Player	Starts
Brett Favre	298
Peyton Manning	265
Dan Marino	240
Fran Tarkenton	239
Tom Brady	235
Drew Brees	232
John Elway	231
Vinny Testaverde	214
Warren Moon	203

ELITE COMPANY

Tom Brady (235 starts in the regular season and 32 postseason starts) and Pro Football Hall of Famer Jerry Rice (284 regular season starts and 29 postseason starts) are the only NFL players with at least 200 regular-season starts and at least 25 postseason starts.

MOST VALUABLE PLAYERS

MOST ASSOCIATED PRESS NFL MVP AWARDS

Peyton Manning	5
Brett Favre	3
Tom Brady 2* (2007 and 2010)	
Joe Montana	2
Aaron Rodgers	2*
Johnny Unitas	2
Kurt Warner	2
Steve Young	2
*Active	

BRADY BEATS BUFFALO

Tom Brady owns a 26-3 record against the Buffalo Bills. He has more wins against Buffalo than any other NFL team. The New York Jets are second with 23 wins on Brady's list. Brady's 26 wins against Buffalo are the tied with Brett Favre (26 wins against Detroit) for the most against a single opponent.

MOST WINS BY A STARTING QUARTERBACK AGAINST AN OPPONENT (REGULAR SEASON)

Player	Wins
Tom Brady	26 wins against Buffalo
Brett Favre	26 wins against Detroit
Tom Brady	23 wins against New York Jets
Brett Favre	23 wins against Chicago
Dan Marino	22 wins against Indianapolis



BRADY HAS LOW INTERCEPTION PCT.

Tom Brady threw just two interceptions in 432 pass attempts in 2016 for an int PCT of 0.46, fourth best ever in a single season.

NFL INTERCEPTION PERCENTAGE (150 MIN ATTEMPTS)

Rank	Player	Int. Pct.
1.	Brian Hoyer (CHI) 2016 (200-0)	0.00
2.	Damon Huard (KC) 2006 (244-1)	0.41
3.	Josh McCown (CHI) 2013 (224-1)	0.45
4.	Tom Brady (NE) 2016 (432-2)	0.46
5.	David Garrard (JAC) 2005 (168-1)	0.60
6.	Nick Foles (PHI) 2013 (317-2)	0.63
7.	Joe Ferguson (BUF) 1976 (151-1)	0.66
8.	Sam Bradford (MIN) 2016 (519-4)	0.77
9.	Tom Brady (NE) 2010 (492-4)	0.81
10.	Dak Prescott (DAL) 2016 (459-4)	0.87
11t.	Steve DeBerg (KC) 1990 (444-4)	0.90
11t.	Sam Bradford (MIN) 2016 (552-5)	0.90

BRADY GOES LONG

Brady owns eight of the 10 4,000-yard passing seasons in Patriots history.

PATRIOTS TOP PASSING YARDS/SEASON

YARDS	PLAYER	YEAR
5,235	Tom Brady	2011
4,827	Tom Brady	2012
4,806	Tom Brady	2007
4,770	Tom Brady	2015
4,555	Drew Bledsoe	1994
4,398	Tom Brady	2009
4,343	Tom Brady	2013
4,110	Tom Brady	2005
4,109	Tom Brady	2014
4,086	Drew Bledsoe	1996

BRADY WINS TOUCHDOWN CROWN

Tom Brady finished the 2015 season with an NFL-leading 36 touchdowns. Brady has led the league in touchdown passes four times in his career (2002-28 tds, 2007-50 tds, 2010-36 tds and 2015-36 tds) and ties Drew Brees, Len Dawson, Brett Favre, Peyton Manning, Johnny Unitas and Steve Young for the most seasons leading the league in touchdown passes with four.

CAREER HIGH COMPLETIONS

Tom Brady set a career high in completions in 2015 with 402. Brady's previous best was 401 completions in 2011 and 2012. Brady (3) joins Drew Brees (9), Matt Ryan (4) and Peyton Manning (3) for the most seasons with 400 completions.



BRADY THROWS FOR SECOND-HIGHEST TOTAL

Tom Brady threw for 466 yards at Buffalo (9/20/15), the second-highest single-game mark of his career and the most ever against Buffalo, eclipsing the 464 yards by George Blanda in 1961.

MOST PASSING YARDS IN A GAME IN PATRIOTS HISTORY

Player	Date	Opp	Att	Cmp	Yds	TD	Int
Tom Brady	9/12/11	MIA	48	32	517	4	1
Tom Brady	9/20/15	BUF	59	38	466	3	0
Tom Brady	12/16/12	SF	65	36	443	1	2
Tom Brady	11/03/13	PITT	33	23	432	4	0
Drew Bledsoe	11/13/94	MIN	70	45	426	3	0
Drew Bledsoe	11/23/98	MIA	54	28	423	2	2
Tom Brady	9/18/11	SD	40	31	423	3	0



TOM BRADY

NEWS & NOTES

50-YARD DOUBLE DOWN

Brady has thrown at least two 50-yard passes in the same game 11 times in his career. His career best came in 2009 with three 50-yard strikes in one game.

BRADY'S GAMES WITH AT LEAST TWO 50-YARD PASSES

10/9/05 @ Atlanta

-55t (3Q) Bethel Johnson
-51 (1Q) Deion Branch

1/14/06 @ Denver *AFC Divisional Playoff Round

-73 (4Q) Deion Branch
-51 (2Q) Andre' Davis

12/31/06 @ Tennessee

-62t (3Q) Reche Caldwell
-52 (1Q) Corey Dillon

12/9/07 vs. Pittsburgh

-63t (2Q) Randy Moss
-56t (3Q) Jabar Gaffney >Flea-flicker w/R. Moss

11/15/09 @ Indianapolis

-63t (2Q) Randy Moss
-55 (1Q) Randy Moss

12/06/09 @ Miami

-58t (1Q) Randy Moss
-58 (2Q) Wes Welker
-81t (3Q) Sam Aiken

11/22/12 @ NY Jets

-83t (2Q) Shane Vereen
-56t (2Q) Julian Edelman

11/03/13 vs. Pittsburgh

-57 (2Q) Danny Amendola
-81t(4Q) Aaron Dobson

11/15/15 at New York Giants

-76t (4Q) Rob Gronkowski
-54(4Q) Brandon LaFell

10/30/16 at Buffalo

-53t (1Q) Chris Hogan
-53t(2Q) Rob Gronkowski

12/04/16 vs. Baltimore

-61 (2Q) James White
-79t (4Q) Chris Hogan

PASSING YARD PACE

Tom Brady owns one of the eight 5,000-yard passing seasons in NFL history.

MOST PASSING YARDS IN A SEASON

<i>Player</i>	<i>Yards</i>
Peyton Manning (2013)	5,477
Drew Brees (2011)	5,476
Tom Brady (2011)	5,235
Drew Brees (2016)	5,208
Drew Brees (2012)	5,177
Drew Brees (2013)	5,162
Dan Marino (1984)	5,084
Drew Brees (2008)	5,069
Matthew Stafford (2011)	5,038

SPREADING THE WEALTH

Brady completed passes to 10 different receivers in the win at Buffalo (10/12/14). It was the 10th time in his career he has completed passes to 10 different receivers in a game and the first time since 12/8/13 vs. Cleveland.

BRADY TD PASS RATE

Tom Brady threw for 50 touchdown passes in 2007.

QUARTERBACKS WITH 40 OR MORE TOUCHDOWN PASSES IN A SEASON

<i>Player</i>	<i>Touchdown Passes</i>
Peyton Manning (2013)	55
Tom Brady (2007)	50
Peyton Manning (2004)	49
Dan Marino (1984)	48
Drew Brees (2011)	46
Aaron Rodgers (2011)	45
Dan Marino (1986)	44
Drew Brees (2012)	43
Matthew Stafford (2011)	41
Kurt Warner (1999)	41
Aaron Rodgers (2016)	40
Andrew Luck (2014)	40

THE BRADY SIX

Tom Brady was the seventh quarterback selected in the 2000 NFL Draft

QUARTERBACKS TAKEN IN THE 2000 NFL DRAFT

<i>Rd</i>	<i>Pick</i>	<i>Player</i>	<i>Taken By</i>
1	18	Chad Pennington	NY Jets
3	65	Giovanni Carmazzi	San Francisco
3	75	Chris Redman	Baltimore
5	163	Tee Martin	Pittsburgh
6	168	Marc Bulger	New Orleans
6	183	Spergon Wynn	Cleveland
6	199	Tom Brady	New England

BRADY HANGS 50

Brady and the Patriots knocked off Jacksonville, 51-17, on Sept. 27, 2015, the eighth time that New England scored at least 50 points in a game started by Brady, the most in NFL history. Pro Football Hall of Famer Len Dawson (6) is second. Brady's eight 50-point games are more than 20 current teams have in their entire history.

<i>Date</i>	<i>Opponent</i>	<i>Score</i>
10/28/07	vs. Washington	52-7
11/18/07	at Buffalo	56-10
10/18/09	vs. Tennessee	59-0
9/30/12	at Buffalo	52-28
11/18/12	vs. Indianapolis	59-24
11/03/13	vs. Pittsburgh	55-31
10/26/14	vs. Chicago	51-23
9/27/15	vs. Jacksonville	51-17

300 IN A HALF

Brady had his fourth 300-yard half and his third 300-yard second half after throwing for 323 yards in the second half vs. Cleveland on Dec. 8, 2013.

<i>YARDS</i>	<i>GAME</i>	<i>HALF</i>
367	vs. San Francisco (12-16-12)	2nd half
345	vs. Tennessee (10-18-09)	1st half
323	vs. Cleveland (12-08-13)	2nd half
306	at Miami (9-12-11)	2nd half



PATRIOTS OFFENSIVE NOTES



FOOTBALL FAMILY

David Andrews is the nephew of long-time NFL head coach and player Dan Reeves.

Andrews said the bond between the two is still strong and he still seeks Reeves' advice.

"Not many people in my family know what it's like to play in the NFL," he told the *Boston Globe*. "So he's kind of the only one I can bounce things off or someone who might understand what it's like, so it's definitely cool."



WEARING TROY BROWN'S #80 JERSEY

When Danny Amendola joined the Patriots in the 2013 offseason, he was assigned jersey #80, the same number worn by Patriots' Hall of Famer Troy Brown, who finished his career as the team's all-time leading receiver and is punt returner.

Said Amendola on wearing Brown's jersey #80: "I talked to [Troy Brown] a little bit before I came here. I told him he's one of the greatest ever, and it's an honor to wear No. 80. I'm going to try to represent it the best I can."



BENNETT GETS CREATIVE

Martellus, who prefers to go by 'Marty,' is known for his sense of humor, creativity and charismatic personality.

★ Bennett has a spot in his home that he calls the "Imagination Lounge." In this area, he develops creative projects including an animated feature film and a children's book series, "Hey A.J.!" featuring a character based on his daughter, Jett.

★ He credits Tim Burton, Dr. Seuss, Pixar and Dreamworks as his creative inspirations.

★ Martellus keeps a journal on his nightstand so he can record his never-ending flow of imaginative thoughts. He told *Chicago Magazine*, "My mind is like a theme park, because it's fun and there's lots of cool stuff and you can take rides."

BENNETT GOES OVER 100 AGAIN

TE Martellus Bennett set a single-season best with his third 100-yard game of the 2016 season after finishing with 102 yards on seven receptions. He had 114 vs. Miami on Sept. 18 and 109 vs. Buffalo on Oct. 2. He had two 100-yard games in 2014. Overall, Bennett now has five career 100-yard games.



BLOUNT-FORCED TRAUMA

RB LeGarrette Blount gained 105 yards rushing against Houston (9/22), a week after gaining 123 yards vs. Miami (9/18) in 2016. He has now rushed for over 100 yards in back-to-back games three times.

2010 Tampa Bay

12/19/10 vs. Detroit - 110 yards

12/26/10 vs. Seattle - 164 yards

2011 Tampa Bay

11/20/11 at Green Bay - 107 yards

11/27/11 at Tennessee - 103 yards

2016 Patriots

09/18/16 vs. Miami - 123 yards

09/22/16 vs. Houston - 105 yards

BLOUNT SETS RUSHING RECORD

RB LeGarrette Blount finished 2016 with an NFL-leading 18 rushing touchdowns, a Patriots single season record. Blount joins Jim Nance (11 in 1966 and 7 in 1966) as the only Patriots to lead the NFL in rushing touchdowns.

MOST RUSHING TOUCHDOWNS/SEASON IN PATRIOTS HISTORY

18	LeGarrette Blount, 2016
14	Curtis Martin, 1996
14	Curtis Martin, 1995
13	BenJarvus Green-Ellis, 2010
13	Corey Dillon, 2006
12	Stevan Ridley, 2012
12	Corey Dillon, 2005
12	Corey Dillon, 2004
12	Antowain Smith, 2001
12	Steve Grogan, 1976
11	BenJarvus Green-Ellis, 2011
11	Horace Ivory, 1978
11	Jim Nance, 1966
10	Tony Collins, 1983

BLOUNT IN A RUSH

Blount has rushed for a career-high, 1,161 yards in 2016. It is the 15th time in team history and first since 2012 that the Patriots would have a 1,000-yard rusher in a season. Blount had 1,007 yards as a rookie with Tampa Bay in 2010.

PATRIOTS WITH 1,000 YARDS RUSHING IN A SEASON

Player	Yards	Year
LeGarrette Blount	1,110	2016
Stevan Ridley	1,263	2012
BenJarvus Green-Ellis	1,008	2010
Corey Dillon	1,635	2004
Antowain Smith	1,157	2001
Robert Edwards	1,115	1998
Curtis Martin	1,160	1997
Curtis Martin	1,152	1996
Curtis Martin	1,487	1995
Leonard Russell	1,088	1988
Craig James	1,227	1985
Tony Collins	1,049	1983
Sam Cunningham	1,015	1977
Jim Nance	1,216	1967
Jim Nance	1,458	1966

MOST YARDS RUSHING IN A SEASON IN PATRIOTS HISTORY

1,635	Corey Dillon, 2004
1,487	Curtis Martin, 1995
1,458	Jim Nance, 1966
1,263	Stevan Ridley, 2012
1,227	Craig James, 1985
1,216	Jim Nance, 1967
1,168	John Stephens, 1988
1,161	LeGarrette Blount, 2016



PATRIOTS OFFENSIVE NOTES

BLOUNT TIES FOR 2ND-MOST TDS

Blount had 18 touchdowns in 2016, tied with Rob Gronkowski (18 in 2011) for the second-most touchdowns in a single season for the Patriots.

PATRIOTS RECORD FOR MOST OVERALL TOUCHDOWNS IN A SEASON

23 Randy Moss, 2007 (23 receiving)

18 LeGarrette Blount, 2016 (18 rushing)

18 Rob Gronkowski, 2011 (17 receiving and 1 rushing)

17 Curtis Martin, 1996 (14 rushing and 3 receiving)

15 Curtis Martin, 1995 (14 rushing and 1 receiving)

UNDRAFTER PLAYERS IN A RUSH

Blount has 5,122 career rushing yards, sixth all-time among undrafted players since the 1970 merger.

MOST RUSHING YARDS BY AN UNDRAFTED PLAYER (SINCE THE 1970 MERGER)

Player	Yards
Priest Holmes	8,172
Arian Foster	6,527
Fred Jackson	5,746
Willie Parker	5,378
Kevin Mack	5,123
LeGarrette Blount	5,122



BETTER THAN AVERAGE

RB Brandon Bolden's 8.6-yard average at Buffalo (9/30/12) is tied for the third highest ever in a single game for the Patriots among running backs with at least 15 rushing attempts. Bolden earned the FedEx Ground Player of the Week for his performance.

HIGHEST RUSHING AVERAGE/SINGLE GAME (MIN. 15 RUSHING ATTEMPTS)

Player	Average
Curtis Martin	9.6 (17-164 vs. Washington, Oct. 13, 1996)
Tony Collins	9.2 (23-212 vs. N.Y. Jets, Sept. 18, 1983)
Sammy Morris	8.6 (16-138 vs. Denver, Oct. 20, 2008)
Jim Nance	8.6 (17-146 at Houston, Dec. 11, 1966)
Brandon Bolden	8.6 (16-137 at Buffalo, Sept. 30, 2012)
Stevan Ridley	8.5 (15-127 at St. Louis, Oct. 28, 2012)

BOLDEN FORCES THE ISSUE

RB Brandon Bolden forced a fumble on a first-quarter kickoff vs. Houston (9/22/16) that was recovered by S Duron Harmon. It was Bolden's third career forced fumble on a kickoff.


He forced a fumble on a kickoff vs. Cincinnati (10/5/14) that was returned 9-yards for a touchdown by DB Kyle Arrington. He also forced a fumble on a kickoff at the New York Giants (11/15/15).

FOOTBALL FAMILY TRADITION

Bolden's grandfather, Frank Pitts, played 10 years in the NFL (1965-74) as a receiver for Kansas City, Cleveland and Oakland. He was with Kansas City for two Super Bowls, losing Super Bowl I and winning Super Bowl IV. Said Bolden about his grandfather, "I remember being six years old, him popping in a high-light film of Super Bowl I and IV. I've seen that tape at least 500 times."

BOLDEN BLOCK PARTY

Brandon Bolden blocked his first NFL punt in the win at San Diego (12/7/14) to give the Patriots a first down at the Chargers 25-yard line. It was the Patriots first blocked punt since Patrick Chung blocked a punt at Miami on Oct. 4, 2010.



OVERCOMING ADVERSITY

On April 20, 2011, just days before Texas Christian offensive line prospect Marcus Cannon was to enter the NFL Draft, he was diagnosed with non-Hodgkin's lymphoma, a treatable form of cancer found in lymph tissue. A little more than one week later, the Patriots selected Cannon in the fifth round (138th overall) of the draft with the knowledge of his illness. The Patriots placed Cannon on the Reserve/Non Football Injury list to start the 2011 season while he received treatment and recovered. Cannon was activated to the 53-man roster later that year and is now in his fifth season with the team. Cannon made a full recovery and was named the Patriots 2011 Ed Block Courage Award winner - an annual award presented to select players in the National Football League who are voted by their teammates as role models of inspiration, sportsmanship and courage.



EDELMAN VERY RECEPTIVE

Julian Edelman has 348 receptions over the last four seasons (2013-16), i

Player	Receptions
Antonio Brown (PIT)	481
Demaryius Thomas (DEN)	398
Julio Jones (ATL)	364
Larry Fitzgerald (ARI)	361
Julian Edelman (NE)	356
Golden Tate (SEA/DET)	344
Pierre Garcon (IND/WAS)	332
Brandon Marshall (DEN/MIA/CHI/NYJ)	329
T.Y. Hilton (IND)	324



RECORD RETURNER

WR Julian Edelman set a franchise record with his fourth career punt returned for a touchdown when he returned a punt 84 yards for a touchdown vs. Denver on Nov. 2, 2014. He set a franchise record with a 94-yard punt returned for a touchdown vs. Miami (1/2/11). The previous longest punt return was an 89-yard touchdown return by Mike Haynes vs. Buffalo (11/7/76). Edelman also returned punts for touchdowns vs. Kansas City (11/21/11 - 72 yards) and vs. Indianapolis (11/18/12 - 68 yards). Edelman is now tied for third-most punt return touchdowns in the NFL since 2010.

Most Punt Return Touchdowns/Patriots Career

4 Julian Edelman

3 Troy Brown

3 Irving Fryar

2 Mike Haynes

MOST PUNT RETURN TOUCHDOWNS IN THE NFL SINCE 2010

Devin Hester	CHI/ATL/BAL	7
Darren Sproles	SD/NO/PHI	5
Marcus Sherels	MIN	5
Julian Edelman	NE	4
Patrick Peterson	ARZ	4
Antonio Brown	PIT	4
Tavon Austin	LA	3
Ted Ginn, Jr.	SF/CAR/ARZ	3
Dexter McCluster	KC/TEN/SD	3
Leodis McKelvin	BUF/PHI	3
Micah Hyde	GB	3
Travis Benjamin	CLE/SD	3
Dwayne Harris	NYG	3



PATRIOTS OFFENSIVE NOTES

ANOTHER TEAM RECORD

Edelman had a 47-yard run in the fourth quarter vs. Indianapolis (11/18/12). It is the longest run ever by a Patriots receiver, topping Troy Brown's 35-yard run vs. Tampa Bay on (9/3/00).

FROM STANDOUT QB TO WR

Edelman began his college football career with a year at the College of San Mateo (Calif.) before transferring to Kent State where as a senior he completed 56 percent of his passes (153 of 275 passes for 1,820 yards) with 13 touchdowns. He was also the leading rusher, gaining 1,551 yards on 215 attempts (an average of 7.5 yards per carry) and scoring 13 touchdowns. His offensive numbers broke Kent State's single-season record for total offense set by Joshua Cribbs in 2003. Said head coach Bill Belichick on the versatility of Edelman: "He played the quarterback position in college at Kent State and all the positions really that he's played in the NFL – covering kicks, returning kicks, slot receiver, outside receiver, slot defender – he didn't do any of those things in college. I think that really speaks to his versatility and how much he's grown as a player and how many things he's learned how to do that he really didn't have much experience with in college. I'd say that's pretty unusual, especially to be as competent in them as he is."

NOT YOUR AVERAGE RETURNER

Edelman has returned 157 punts for 1,832 yards during his career and is second in team history and tied for ninth in NFL history with a 11.7 average.

HIGHEST PUNT RETURN AVERAGE, PATRIOTS CAREER (20 Returns)

Player	Punt Rt Avg.	Year
Mack Herron	12.0	1973-75 (74-888)
Julian Edelman	11.7	2009-16 (156-1,832)
Carl Garrett	11.3	1969-72 (43-487)
Wes Welker	10.4	2007-12 (114-1,185)

HIGHEST PUNT RETURN AVERAGE IN THE NFL (75 Returns)

Player	Punt Rt Avg.	Year
George McAfee (Chicago)	12.8 (112-1,431)	(1940-41, 1945-1950)
Jack Christiansen (Detroit)	12.8 (85-1,084)	(1951-58)
Claude Gibson (SD/OAK)	12.6 (110-1,381)	(1961-65)
Bill Dudley (PITT/DEN/WAS)	12.2 (124-1,515)	(1942-53)
Rick Upchurch (DEN)	12.1 (248-3,008)	(1975-83)
Travis Benjamin (CLE/SD)	11.9 (77-916)	2012-present)
Desmond Howard (WAS/JAC/GB/OAK/DET)	11.9 (244-2,895)	(1992-2002)
Billy Johnson (HOU/ATL/WAS)	11.8 (282-3,317)	(1974-88)
Julian Edelman (NE)	11.7 (157-1,832)	(2009-present)
Devin Hester (CHI/ATL/BAL)	11.7 (315-3,695)	(2006-present)
Mark Herron (NE/ATL)	11.7 (84-982)	(1973-75)

EDELMAN'S BIG RETURN

Edelman owns 13 career punt returns of 30 yards or more.

MOST 30-YARD PUNT RETURNS IN PATRIOTS HISTORY

Player	30-yard returns
Troy Brown	14
Julian Edelman	13
Irving Fryar	13
Mike Haynes	13

EDELMAN HAS SECOND 1,000-YARD SEASON

WR Julian Edelman had his second career 1,000-yard receiving season in 2016 after setting a single-season best with 1,106 yards in 2016. He joins Wes Welker (5), Rob Gronkowski (3), Randy Moss (3), Stanley Morgan (3) and Terry Glenn (2) as the only Patriots players with at least two 1,000-yard seasons. Edelman had 1,056 yards receiving in 2013.

Most 1,000 Yard Season/Patriots History

5 Wes Welker
3 Rob Gronkowski
3 Randy Moss
3 Stanley Morgan
2 Julian Edelman
2 Terry Glenn

BEST PUNT RETURN AVERAGE IN A SEASON

Edelman has the two best punt return averages in a single season in New England history. In 2010, Edelman led the AFC and finished second in the NFL with a 15.3 punt return average. Chicago's Devin Hester led the NFL with a 17.1-yard average.

PATRIOTS BEST PUNT RETURN AVERAGE/SEASON (MIN. 15 RETURNS)

PLAYER	PR AVG.	YEAR
Julian Edelman	15.5	2012
Julian Edelman	15.3	2010
Mack Herron	14.8	1974
Troy Brown	14.2	2001



PATRIOTS OFFENSIVE NOTES

RETURNS PILING UP

Julian Edelman is third place in team history with 157 punt returns and 1,832 return yards.

MOST PUNT RETURNS IN PATRIOTS HISTORY

Player	Punt Returns
1. Troy Brown	252
2. Irving Fryar	206
3. Julian Edelman	157
4. David Meggett	142
5. Wes Welker	114
6. Mike Haynes	111

Edelman is in third place in team history with 1,832 punt return yards.

MOST PUNT RETURN YARDS IN PATRIOTS HISTORY

Player	Punt Return Yards
1. Troy Brown	2,625
2. Irving Fryar	2,055
3. Julian Edelman	1,832
4. David Meggett	1,438
5. Wes Welker	1,185

EDELMAN ECLIPSES 1,000-YARDS

Edelman finished the 2016 season with 1,106 receiving yards. He is become the 10th Patriots player to register a 1,000-yard season in 2013.

1,000-YARD RECEIVING SEASONS IN PATRIOTS HISTORY

Player	Yards	Season
Wes Welker	1,569	2011
Randy Moss	1,493	2007
Stanley Morgan	1,491	1986
Wes Welker	1,354	2012
Wes Welker	1,348	2009
Rob Gronkowski	1,327	2011
Randy Moss	1,264	2009
Troy Brown	1,199	2001
Rob Gronkowski	1,176	2015
Wes Welker	1,175	2007
Ben Coates	1,174	1994
Wes Welker	1,165	2008
Terry Glenn	1,147	1999
Terry Glenn	1,132	1996
Rob Gronkowski	1,124	2014
Julian Edelman	1,106	2016
Julian Edelman	1,056	2013
Stanley Morgan	1,029	1981
Irving Fryar	1,014	1991
Harold Jackson	1,013	1979
Randy Moss	1,008	2008
Stanley Morgan	1,002	1979

EDELMAN IN A RUSH

WR Julian Edelman has 39 rushing attempts for 257 yards, the most rushing attempts and rushing yards by a Patriots wide receiver.

MOST RUSHING ATTEMPTS BY A PATRIOTS WIDE RECEIVER

Player	Rushes
Julian Edelman	39
Irving Fryar	35
Troy Brown	29
Darryl Stingley	28
Stanley Morgan	21

MOST RUSHING YARDS BY A PATRIOTS WIDE RECEIVER

Player	Rushing Yards
Julian Edelman	257
Darryl Stingley	244
Irving Fryar	188
Troy Brown	178

EDELMAN TAKES HIS FATHER'S ADVICE

If there is one thing Julian Edelman has never lacked, it's athletic ability. A dual-threat quarterback at Kent State and former baseball standout in high school, Edelman once wowed Toronto Blue Jays players with his impressive footwork while fielding ground balls in an appearance at batting practice in 2011.

This natural ability may have been overlooked by NFL scouts, who let him fall to the Patriots in the seventh round of the 2009 NFL Draft. Edelman remains focused on the lessons his father, Frank Edelman, taught him at a young age. "I'm still constantly trying to learn," Edelman told *The Boston Herald*. "My dad always put it in my head, when you're green, you're growing, when you're ripe, you're lost. When you're done learning, you're done."



GAROPPOLO MAKES FIRST START

Jimmy Garoppolo became just the fifth quarterback in the last 30 years to make his first regular-season start in a season-opening night game (Sept. 11, 2016 vs. Cardinals). Aaron Rodgers was the last (2008, win vs. Minnesota), with Philip Rivers (2006), David Carr (2002) and Brian Griese (1999) before him. Garoppolo finished 24-of-33 for 264 yards with one touchdown.



PATRIOTS OFFENSIVE NOTES



UNCONVENTIONAL JOUNEY

Despite a successful three-year lacrosse career at Penn State, Hogan, also a standout football player in high school, said that playing college football was always in the back of his mind. Having redshirted his sophomore year of lacrosse, Hogan had an extra year of athletic eligibility following his fourth academic year at Penn State. As the football itch still lurked in the back of his mind, Chris played his final year of eligibility with the Monmouth football team, and at the end of the season, joined in on some workouts with teammates who were training for the NFL Combine.

"I honestly didn't know if I had what it took to play in the NFL," Hogan wrote in the Tribune. "Still, it was one of those things where I didn't want to look back in five years and be like, 'Man, I wish I would've tried.'"

Chris did not get invited to compete in that year's Combine, but turned heads during a Pro Day held at Fordham. Later that summer, he signed with the San Francisco 49ers as an undrafted free agent.



LIKE FATHER LIKE SON

Matthew Slater is one of 10 sons of Hall of Fame members to be drafted in NFL history.

HALL OF FAME FATHERS WITH SONS DRAFTED IN THE NFL

Jackie Slater (class of 2001) – son, Matthew Slater (NE)

Bobby Bell (class of 1983) – son, Bobby Bell (NYJ)

Tony Dorsett (class of 1994) – son, Anthony Dorsett (HOU)

Bob Griese (class of 1990) – son, Brian Griese (DEN)

Russ Grimm (class of 2010) – son, Cody Grimm (TB)

Howie Long (class of 2000) – son, Chris Long (STL)

son, Kyle Long (CHI)

Bruce Matthews (class of 2007) – son, Jake Matthews (ATL)

Don Shula (class of 1997) – son, Mike Shula (TB)

Kellen Winslow (class of 1995) – son, Kellen Winslow (CLE)

ALL-STAR COMBINATION

Matthew Slater was voted to his sixth straight Pro Bowl in 2016. His father, Jackie Slater, went to seven Pro Bowls. The Slater family's 13 combined Pro Bowls are the second most among father-son contingents to have been voted to at least one Pro Bowl each.

MOST FATHER AND SON PRO BOWL SELECTIONS

Players	Pro Bowls
Archie (2), Peyton (14) and Eli Manning (3)	19
Jackie (7) and Matthew Slater (6)	13

ELECTED TEAM LEADER

Patriots wide receiver Matthew Slater has been named to six straight Pro Bowls (2011-16) for his special teams work, but perhaps more revealing of his value to New England is the fact that he was elected a captain by his teammates for the sixth straight season in 2016.

The special teams ace was willing to share his advice on being a great captain with high school football players in a story published by *The Boston Globe*. "I think first and foremost, you have to be able to put others before yourself. Being a captain and leadership is about serving, and to me, that means a great deal of sacrifice – putting aside personal agendas for the greater common goal. Leadership is equated with sacrifice. I think you have to be willing to do whatever it takes for the unit to succeed. I think you need to lead by example. A lot of times, it's about what you do, not what you say."

SLATER'S EMERGENCE WAS SPECIAL

Bill Belichick acknowledged Matthew Slater's role as a gunner on special teams: "Matt is one of the best in the league," Belichick said. "Any time the punt return team has to double somebody, that makes it one less guy they can use somewhere else in the return. He almost always draws two guys out there unless they're in an eight-man rush. Most of the time, there's two guys out there – fourth-and-short, where they're trying to protect the box – but he draws a lot of double teams, and deservedly so. He does an outstanding job of covering punts."



WHITE HAS CAREER DAY

James White set career highs with 10 receptions and 115 receiving yards vs. Philadelphia (12/6/15). White's 115 receiving yards are the second-highest such total for a Patriots running back since the 1970 AFL-NFL merger, trailing only Shane Vereen's team-record 153 receiving yards vs. Cleveland on Dec. 8, 2013. White's 10 catches are the third highest such total of the Bill Belichick era for a running back (since 2000), trailing only Shane Vereen's club record 12 catches vs. Cleveland on Dec. 8, 2013, and Kevin Faulk's 11 catches vs. Tampa Bay on Sept. 3, 2000.

PATRIOTS HISTORY / MOST RECEIVING YARDS IN A GAME BY A RUNNING BACK

Player	Date	Opp	Rec
Shane Vereen	12/8/2013	Cle	153
Dick Christy	11/4/1960	Oak	124
Joe Johnson	11/25/1960	Hou	123
James White	12/6/2015	Phi	115
Larry Garron	12/11/1966	Hou	113
Tony Collins	10/27/1985	TB	109
Kevin Faulk	11/10/2002	Chi	109
Kevin Faulk	11/23/2003	Hou	108
Billy Lott	10/22/1961	Buf	108

PATRIOTS HISTORY / MOST RECEPTIONS IN A GAME BY A RUNNING BACK

Player	Date	Opp	Rec
Shane Vereen	12/8/2013	CLV	12
Tony Collins	11/29/1987	PHI	11
Kevin Faulk	9/3/2000	TB	11
Leroy Thompson	11/13/1994	MIN	11
James White	12/6/2015	PHI	10
Tony Collins	11/16/1986	LA Rams	10
Tony Collins	9/28/1986	DEN	9
Kevin Faulk	12/29/2002	MIA	9



PATRIOTS DEFENSIVE NOTES

CB MALCOLM BUTLER

WHAT'S IN A NAME

During his rookie season in 2014, Malcolm Butler was nicknamed "Strap" by former teammate Jamie Collins, alluding to his ability to so closely cover receivers on the field. Last year, some teammates started calling him "Scrap" for his scrappy style of play, giving Butler two unique, albeit similar-sounding, nicknames.

BUTLER HAS FIST TWO-PICK GAME

CB Malcolm Butler had his first career two-interception game in the win vs. NY Jets (12/24/16). It is the first time a Patriots player has had two picks in a game since CB Logan Ryan had two interceptions at Baltimore on Dec. 22, 2013.

THE BUTLER DID IT - THREE TIMES

Butler had three total takeaways with two interceptions and a fumble recovery in the second quarter vs. the NY Jets (12/24/16). It is the first time that a Patriots player has had three takeaways in the same game since Steve Gregory had two fumble recoveries and an interception at N.Y. Jets (11/22/12).

DB NATE EBNER

MAKING THE OLYMPICS



On July 18, Nate Ebner was selected to the 2016 U.S. Olympic Rugby squad and after he was given an excused leave of absence from his football obligations in Foxboro, suited up for Team USA in Rio de Janeiro in August. The Dublin, Ohio native was introduced to the sport of rugby around the age of six and developed a passion and a talent that stemmed from his father and role model, Jeff Ebner, who played the game at the University of Minnesota. Nate did not play football in high school but was a two-time MVP of the USA Rugby team at the Junior World Cup and a standout on the U19 and U20 national teams.

Although his parents were divorced, Nate and his father remained very close. "We were super tight," Nate told the Boston Globe. "I would put my father-son relationship against anyone's. He taught me how to be a man." The two often spent time working together at the family's auto reclamation business, Ebner & Sons in Springfield, Ohio, and would also train in the gym together behind the motto, "Finish Strong," - a message Jeff always preached to his son.

Nate played rugby at Ohio State during his first two years of college, but as an All-American on the school's club team, he decided to walk on to the Buckeyes football team and finish his career with his sights set on reaching the NFL.

WON CHAMPIONSHIP/OLYMPIANS

Player	Olympics	Event/ Results	Pro Football Champs.
Jim Thorpe	Stockholm 1912	Pentathlon, decathlon 2x Gold Medal	1916, 17, 1919 w/ Canton Bulldogs
Jack Torrance	Berlin 1936	Shot put, Placed 5th	1940 w/ Chicago Bears
Clyde Scott	London 1948	110 hurdles, Silver Medal	1948, 1949 w/ Philadelphia
Bob Hayes	1964 Tokyo	100m, 4x100m relay 2xew Gold Medal	1971 Super Bowl w/ Dallas
Michael Carter	1984 Los Angeles	Shot put, Silver Medal	1985, 1989, 1990 SBs w/ San Francisco
James Trapp	1992 Barcelona	4x100, alternate	2000 SB w/ Baltimore
Nate Ebner	2016 Rio	U.S. Rugby team	2014 SB w/ New England

SPECIAL TEAMS LEADER

Nate Ebner had a team-leading and career-high 19 special teams tackles in 2016, which tied for the NFL lead with Miami's Michael Thomas (19). Ebner has had 10 or more tackles in each of his five NFL seasons. (2012-17, 2013-11, 2014-11, 2015-11 and 2016-19).

DL TREY FLOWERS

FLOWERS DOUBLES UP AGAIN

DL Trey Flowers has had three games in 2016 with two sacks after finishing with two at Denver (12/18). He had his second straight two-sack game after finishing with two sacks for 15 yards vs. Seattle (11/13). He had a 7-yard sack in the first quarter and an 8-yard sack in the third quarter. Flowers registered his first two career sacks in the win at Buffalo on Oct. 20.

Most Sacks Since Week 8 of 2016


Vic Beasley, Jr.	9
Cameron Wake	8.5
Danielle Hunter	8.5
Khalil Mack	8
Oliver Vernon	7.5
Trey Flowers	7

LB DONT'A HIGHTOWER

WEARING BRUSCHI'S JERSEY #54

As a first round draft pick, Dont'a Hightower is used to high expectations. Hightower went to training camp with jersey #45 but was switched to jersey #54 prior to the start of his rookie year in 2012. Former LB Tedy Bruschi wore #54 for 13 seasons.

Hightower understands the importance of the number and hopes to live up to its legacy. "I definitely feel honored to be able to wear this number," Hightower said. "I've read that Tedy didn't want it to be retired and he hoped another



linebacker would come in and be able to wear this number and be able to play as well. I feel honored. Tedy was a great player, and he means a lot to this organization. I'm definitely proud to be able to wear this number."



PATRIOTS DEFENSIVE NOTES

HIGHTOWER HAS A CAREER FIRST

LB Dont'a Hightower registered his first career two-sack game at Minnesota (09/14/14).

HIGHTOWER SETS CAREER HIGH

LB Dont'a Hightower registered a 9-yard sack of Green Bay QB Aaron Rodgers (11/30/14) in the second quarter to set a career high with 4½ sacks in 2014. He finished the year with six. His previous best was four sacks as a rookie in 2012.



THE SKINNY ON LONG

★ In 2013, Long climbed Mt. Kilimanjaro with former teammate James Hall. While on the trip, Chris noticed the horrible water conditions facing the children and natives to Tanzania. Through his charitable organization, the Chris Long Foundation, Long started the Waterboys Initiative to help raise money and build wells in East Africa that could provide a source of clean water in poor areas.

★ Chris's brother, two-time Pro Bowler Kyle Long, plays for the Chicago Bears, while his father, a Charlestown, Mass. Native, Pro Football Hall of Famer and eight-time Pro Bowler, Howie Long, played 13 seasons for the Oakland Raiders. Long's youngest brother, Howie Jr., is a personnel assistant for the Raiders.



DOUBLE TROUBLE: DB DEVIN McCOURTY

After being selected by the Patriots in the first round of the 2010 NFL Draft, DB Devin McCourty became part of a select group in league history. McCourty's identical twin brother, Jason, is a cornerback with Tennessee, selected in the sixth round of the 2009 NFL Draft. The two are the 12th set of twins to play in the NFL. Devin redshirted for the 2005 season and therefore was a year behind his brother in eligibility. McCourty is the second twin to suit up for the Patriots, after CB Kato Serwanga was a member of the team from 1998-2000. His twin brother, Wasswa, played for San Francisco and Minnesota from 1999-2001. According to McCourty's mother, the two can only be told apart by tiny scars on their faces left by chickenpox. The McCourty twins are one of two active sets of twins playing in the NFL.

Current Twins Playing in the NFL

Devin (NE) and Jason McCourty (TEN)

Maurkice (PIT) and Mike Pouncey (MIA)

McCOURTY GOES LONG

Devin McCourty had a 104-yard kickoff return for a touchdown vs. N.Y. Jets (10/21/12), the second longest kickoff return in team history. Ellis Hobbs has the longest in team history with a 108-yard return for a touchdown at N.Y. Jets on Sept. 9, 2007. He was named AFC Special Teams Player of the Week for his performance.

Longest Kickoff return in Patriots History

Ellis Hobbs

108TD at New York Jets (9-9-07)

Devin McCourty

104TD vs. New York Jets (10-21-12)

IN GOOD COMPANY

Devin McCourty earned Associated Press All-Pro Second Team honors at safety in 2013. He also earned Second Team All-Pro Honors as a rookie in 2010 when he played cornerback. McCourty joins Pro Football Hall of Famers Rod Woodson and Ronnie Lott as the only NFL players to earn All-Pro honors at both safety and cornerback.



A NOSE FOR THE FOOTBALL



Ninkovich has more opponent fumble recoveries (14) over the last seven seasons (2010-2016) than any other NFL player. J.J. Watt is second during that time with 13 opponent fumble recoveries.

WHERE DID HE COME FROM?

Rob Ninkovich's journey to the Patriots was not easy. He entered the league as a fifth-round pick by the Saints in 2006 and was waived four times by New Orleans and Miami before landing in New England on Aug. 2, 2009. He spent the 2009 offseason trying to make the New Orleans team as a long snapper. Before coming to the Patriots, he had appeared in just eight games over three seasons. He doubled that total in his first year in New England, appearing in 15 games in 2009 and his role on the team has grown since, earning a starting role at linebacker in 2010 and 2011 before moving to a starting role on the defensive line in 2011.



PATRIOTS DEFENSIVE NOTES

CAREER DAY IN BUFFALO

Ninkovich finished with a three-sack game for the first time in his career in the win at Buffalo (10/12/14). He has had two two-sack performances - vs. Miami (1/2/11) and at Carolina (11/18/13).

CRAZY EIGHTS

Ninkovich had eight sacks in three consecutive seasons from 2012-14, becoming the first Patriots player to have at least eight sacks in three consecutive seasons since Pro Football Hall of Famer Andre Tippett achieved the feat from 1985-87 (1985, 16½, 1986, 9½ and 1987, 12½).

NINKOVICH SCORED AS A TE IN COLLEGE

Ninkovich played some at tight end in college at Purdue and caught two touchdown passes with a 2-yard touchdown pass from Buffalo QB Kyle Orton and a 1-yard touchdown pass from former New York Giants and Indianapolis QB Curtis Painter.

**DB LOGAN RYAN AND
DB DURON HARMON**

CLASSMATES REUNITE IN NEW ENGLAND

Defensive backs Logan Ryan and Duron Harmon are used to working together. Ryan and Harmon began their college football careers together as members of the same recruiting class at Rutgers University and developed a close friendship during their four years in Piscataway, N.J. As fate would have it, Ryan and Harmon would begin their NFL journeys together as well when the Patriots selected the two defensive backs just eight picks apart in the third round of the 2013 NFL Draft.

Reunited once again, the former Scarlet Knights are excited and eager to make their mark, just as they did at Rutgers. "We talked before the draft and said how good it would be to play on the same team again, and for it to happen again, it's exciting and it's a blessing," Harmon told *The Boston Globe*. "It's great [we're contributing], because at the end of the day you want to play, and to contribute to a team like this, it's fun."

RYAN RETURNS... TO SCHOOL

When Logan Ryan decided to leave Rutgers and enter the NFL Draft after his redshirt junior season in 2012, he made a promise to his parents that after his rookie year, he would return to school and earn his degree.

Ryan kept his promise and graduated in the spring of 2014 with a degree in labor relations and a minor in psychology.

"I committed to Rutgers, not only as a football player, but as a student, so I was going to make sure I finished that end too," Ryan told NJ.com.

"It's a big accomplishment in my life. I held my word to my parents and stuck with it and I'm fortunate. It took a lot of work, but I was able to go back and finish and walk in graduation."

RYAN'S FIRST PICK FOR SIX

Ryan returned his first NFL interception 79 yards for a touchdown N.Y. Jets on Oct. 20, 2013. The last Patriots player to return their first career interception for a touchdown was Kyle Arrington in 2010. The last rookie Patriots player to return their first career interception for a touchdown was James Sanders in 2005:

PATRIOTS PLAYERS TO RETURN THEIR FIRST CAREER INT FOR A TD

Season	Player	INT TD Yds
2013	Logan Ryan	79
2010	Gary Guyton	59
2010	Kyle Arrington	36
2005	James Sanders	39
2003	Asante Samuel	55
1999	Andy Katzenmoyer	59
1996	Willie McGinest	46
1992	Chris Singleton	82
1967	John Charles	35
1963	Jim Hunt	78
1961	Don Webb	27

LOGAN RYAN THE BALL HAWK

Logan Ryan has the seventh-most interceptions by a cornerback since 2013.

MOST INTERCEPTIONS BY A CORNERBACK SINCE 2013

Player	Interceptions
Richard Sherman	18
Brent Grimes	17
Trumaine Johnson	14
Aqib Talib	14
Marcus Peters	14
Dominique Rodgers-Cromartie	14
Logan Ryan	13
Stephon Gilmore	13
Patrick Peterson	11



PATRIOTS SPECIAL TEAMS NOTES

K STEPHEN GOSTKOWSKI

FRANCHISE SCORING LEADER

K Stephen Gostkowski became the Patriots all-time leader in points, passing Adam Vinatieri in 2014.

Player	Points
Stephen Gostkowski	1,457
Adam Vinatieri	1,158
Gino Cappelletti	1,130



TEAM FG RECORD

Stephen Gostkowski moved past Adam Vinatieri (263) to become the Patriots all-time leader with 303 career field goals.

MOST FIELD GOALS IN PATRIOTS HISTORY	
Stephen Gostkowski	303
Adam Vinatieri	263
Gino Cappelletti	176
John Smith	128

EVEN STEPHEN

Gostkowski has connected on 87.1 percent of his regular-season field goal attempts in his career, the best percentage in Patriots history. Additionally, Gostkowski's 87.2 field goal percentage is fourth-best among NFL kickers all-time. (Minimum 100 field goals)

PATRIOTS ALL-TIME LEADERS / FIELD GOAL PCT.

(Minimum 50 Attempts)

Player	Years	FGM	FGA	Pct.
Stephen Gostkowski	2006-16	303	348	.871
Adam Vinatieri	1996-05	263	321	.819
Matt Bahr	1993-95	55	72	.764

NFL ALL-TIME LEADERS / FIELD GOAL PCT.

(Minimum 50 Attempts)

Player	Years	FGM	FGA	Pct.
Justin Tucker	2012-16	168	187	89.8
Dan Bailey	2011-16	171	191	89.5
Steven Hauschka	2008-16	191	219	87.2
Stephen Gostkowski	2006-16	303	348	87.1
Mike Vanderjagt	1998-06	230	266	86.5
Nate Kaeding	2004-12	181	210	86.2
Robbie Gould	2005-16	286	333	85.9
Rob Bironas	2005-13	239	279	85.7
Matt Bryant	2002-16	334	390	85.6
Shayne Graham	2001-15	277	324	85.5

CONSECUTIVE EXTRA POINTS

Stephen Gostkowski is first in NFL history for most consecutive extra points made in the regular season..

Most Consecutive [Kicking] PATS

478	Stephen Gostkowski, NE, 2006-2016
422	Matt Stover, BAL, IND 1996-2009
371	Jason Elam, DEN, 1993-2002
371	Jeff Wilkins, STL, 1999-2007
360	Jay Feely, ATL, NYG, MIA, NYJ, ARZ, CHI, 2002-14

DISTANCE

PROFICIENCY

73.1%

Stephen Gostkowski has made 73.1 percent of his field goals (19-for-26) from 50 yards or more, converting the third highest percentage of 50-plus yard field goal attempts in NFL history (minimum 15 attempts).

HIGHEST FIELD GOAL PERCENTAGE FROM 50 YARDS

Player	FGM	FGA	Pct.
Matt Prater	36	45	80.0
Robbie Gould	23	31	74.2
Stephen Gostkowski	19	26	73.1
Jeff Wilkins	26	36	72.2

NFL SCORING LEADER

Stephen Gostkowski finished first in the NFL in 2015 with 151 points. Gostkowski has led the NFL in scoring for four straight seasons and is the first NFL player with four seasons of 150 or more points.

Patriots Record for Most Points in a Season

158	Stephen Gostkowski, 2013
156	Stephen Gostkowski, 2014
155	Gino Cappelletti, 1964 (includes 7 TDs)
153	Stephen Gostkowski, 2012
151	Stephen Gostkowski, 2015
148	Stephen Gostkowski, 2008
147	Gino Cappelletti, 1961
143	Stephen Gostkowski, 2011

NFL Record for Most Points by a Kicker

166	David Akers (SF) in 2011
164	Gary Anderson (MIN) in 1998
163	Jeff Wilkins (STL) in 2003
161	Mark Moseley (WAS) in 1983
158	Matt Bryan (ATL) in 2016
158	Stephen Gostkowski (NE) in 2013
157	Mike Vanderjagt (Indianapolis) in 2003
156	Stephen Gostkowski (NE) in 2014
153	Stephen Gostkowski (NE) in 2012
151	Stephen Gostkowski (NE) in 2015

1,000-POINT BENCHMARK

Stephen Gostkowski (1,457) reached the 1,000 point mark in only his 119th career game. He is the only kicker in NFL history to reach 1,000 career points in less than 120 career games played.

KICKERS TO REACH 1,000 POINTS IN FEWEST GAMES:

Player	Points	Games
Stephen Gostkowski	1,009	119
Mike Vanderjagt	1,004	126
Jason Elam	1,003	132
Ryan Longwell	1,002	136
Jan Stenerud	1,002	136

GOSTKOWSKI HAS TEAM MARK

Gostkowski scored at least one point in 142 straight games, a franchise record. He set the new record in a win vs. Denver on Nov. 24, 2013. The record ended in the shutout loss vs. Buffalo on Oct. 2, 2016.

Patriots Record for Most Consecutive Games Scored

142	Stephen Gostkowski (12/17/06-10/02/16)
101	Adam Vinatieri (11/24/96-12/29/02)
101	John Smith (09/28/75-10/02/80)



PATRIOTS SPECIAL TEAMS NOTES

FIVE-TIME LEAGUE LEADER

Gostkowski led the NFL in scoring for the fourth straight season in 2015. He led the NFL with 151 points in 2015, 156 points in 2014, 158 points in 2013, 153 points in 2012 and 148 points in 2008. He joins Don Hutson and Gino Cappelletti as the only players to lead the NFL in scoring five times.

NFL Record for Most Seasons Leading the League in Scoring

5 Stephen Gostkowski (2008, 2012-15)

5 Don Hutson Green Bay (1940-44)

5 Gino Cappelletti Patriots (1961, 1963-66)

3 Earl Clark, Portsmouth (1932), Detroit (1935-36)

3 Pat Harder, Chicago Cardinals (1947-49)

3 Paul Hornung, Green Bay (1959-61)

GOSTKOWSKI GAME WINNERS

Gostkowski has seven career regular-season game-winning kicks and one in the playoffs.

GOSTKOWSKI'S CAREER GAME-WINNING FIELD GOALS

TIME LEFT	DISTANCE	FINAL SCORE	OPP	DATE
3:44 4th	32	23-21	ARI	09/11/2016
0:01 4th	54	27-16	NYG	11/15/2015
3:12 4th	53	34-31	HOU	12/01/2013
1:56, OT	31	34-31	DEN	11/24/2013
0:05, 4th	35	23-21	BUF	09/08/2013
1:56, OT	35	23-20	BAL	10/17/2010
11:02 OT	48	29-26	NYJ	10/21/2012
1:10, 4th	31	24-21	SD	01/14/2007*

*Postseason

GOSTKOWSKI DRILLS 300TH FG

K Stephen Gostkowski's 29-yard field goal in the first quarter vs. NY Jets (12/24/16) was his 300th career field goal. He is the 30th NFL player to reach 300 career field goals.

Most Field Goals Among Active NFL Kickers

Adam Vinatieri	530
Sebastian Janikowski	414
Phil Dawson	404
Matt Bryant	334
Josh Brown	319
Stephen Gostkowski	303

GOSTKOWSKI BREAKS HIS OWN TEAM RECORD

Gostkowski set a Patriots franchise record with 38 field goals in 2013 and now owns the top four field goal seasons in team history.

MOST FIELD GOALS MADE IN A SEASON/PATRIOTS

Player	Field Goals	Year
Stephen Gostkowski	38	2013
Stephen Gostkowski	36	2008
Stephen Gostkowski	35	2014
Stephen Gostkowski	33	2015
Tony Franklin	32	1986
Adam Vinatieri	31	2004
Adam Vinatieri	31	1998

ON THE MARK

Gostkowski made 94.6 percent of his field goals in 2014 (35-of-37), setting a new team record for field goal percentage in a single season.

PATRIOTS BEST FIELD GOAL PCT./SEASON

(Minimum 30 Attempts)

Player	Years	FGM	FGA	Pct.
Stephen Gostkowski	2014	35	37	.946
Adam Vinatieri	2004	31	33	.939
Stephen Gostkowski	2013	38	41	.927
Stephen Gostkowski	2015	33	36	.917
Stephen Gostkowski	2008	36	40	.900
Adam Vinatieri	2002	27	30	.900

GOSTKOWSKI KICKS CAREER-LONG FG

Gostkowski connected on a career-long 57-yard field goal at Dallas on Oct. 11, 2015 to tie a franchise record. Adam Vinatieri kicked a 57-yarder at Chicago on Nov. 10, 2002. Gostkowski's previous long was a 54-yarder vs. New Orleans (10/13/13).

30-PLUS FIELD GOAL SEASONS

Stephen Gostkowski is one of seven players in NFL history to make 30 or more field goals in at least four different seasons after reaching 30 field goal for the third straight season in 2015.

Player	Team	Years	Seasons
John Carney	NYG/NO/SD	1993-94, 1999, 2002, 08	5
David Akers	SF/PHI	2002, 2008-11	5
Stephen Gostkowski	NE	2008, 2013-15	4
Adam Vinatieri	IND/NE	1998, 2004, 2013-14	4
Jay Feely	ARI/NYJ/NYG/ATL	2002, 05, 09, 13	4
Matt Stover	BAL	2000-01, 03, 05	4
Justin Tucker	BAL	2012-13, 2015-16	4

FIFTH-MOST FGs IN A SEASON

MOST FIELD GOALS MADE IN A SEASON/NFL

Player	Field Goals	Year
David Akers (San Francisco)	44	2011
Neil Rackers (Arizona)	40	2005
Olindo Mare (Miami)	39	1999
Jeff Wilkins (St. Louis)	39	2003
Stephen Gostkowski (Patriots)	38	2013
Justin Tucker (Baltimore)	38	2016
Justin Tucker (Baltimore)	38	2013

MOST 50-YARD FIELD GOALS IN TEAM HISTORY

Gostkowski has the most 50-yard field goals in New England history.

PATRIOTS RECORD FOR MOST 50 YARD FIELD GOALS

Player	Years	FGM	FGA	Pct.
Stephen Gostkowski	2006-16	19	26	73.1
Adam Vinatieri	1996-2005	8	17	47.1
Tony Franklin	1984-87	3	6	50.0

MOST 50-YARD FGs IN A SEASON

Gostkowski was 5-of-6 on 50 yard field goals in 2013, the most by a Patriots player in a single season and was 4-of-5 from 50 yards in 2015. The NFL record for most successful 50-yard field goals in a season is 10 by Blair Walsh in 2012 with Minnesota.

KICKING A CAREER HIGH

Stephen Gostkowski made five field goals vs. Cincinnati (10/5/14), setting a new single-game career high. Gostkowski's five field goals tied the second highest single-game total in Patriots history, trailing only Gino Cappelletti's six successful field goals on Oct. 4, 1964. The last time a Patriots player had five field goals in a game was on Nov. 14, 2004, when Adam Vinatieri had five field goals vs. Buffalo.

TWO FROM 50-PLUS

Gostkowski drilled a 51-yard field goal and a 53-yarder vs. Arizona (9/16/12) and connected on two 53-yard field goals at Houston on (12/1/13). He is the first Patriots player to have two 50-yard field goals in the same game.

RYAN COMES UP BIG

P Ryan Allen had six of his seven punts downed inside the 20-yard line and helped hold Houston (9/22/16) to no punt return yards. He landed punts at the 11, 10, 10, 14, 5 and 4. His only punt that did not land inside the 20, was downed at the 20-yard line. Ryan's previous best was five punts inside the 20-yard line on Oct. 6, 2013 at Cincinnati. He was named AFC Special Teams Player of the Week for his performance.



PATRIOTS REFERENCE NOTES

CONSECUTIVE PLAYOFF SEASONS

The Patriots have made the playoffs for eight consecutive seasons, one behind the NFL record held by Dallas and Indianapolis

MOST CONSECUTIVE PLAYOFF SEASONS/NFL HISTORY

9	Dallas Cowboys (1975-83) Indianapolis Colts (2002-10)
8	New England Patriots (2009-16) Green Bay Packers (2009-16) Pittsburgh Steelers (1972-79) Los Angeles Rams (1973-80) Dallas (1966-73) San Francisco (1983-90) Houston Oilers (1987-93) San Francisco 49ers (1992-98)
7	

PATRIOTS REACH DOUBLE-DIGIT W'S

New England reached at least 10 regular-season wins for 14 consecutive seasons, joining San Francisco (16) as the only teams to accomplish the feat.

Team	Years	Consecutive Seasons with 10+ Wins
San Francisco	1983-1998	16
New England	2003-2016	14
Indianapolis	2002-2010	9
Dallas	1975-1981	7

DIVISIONAL DOMINANCE I

The Patriots have the highest winning percentage vs. division opponents from November until the end of the season since 2002.

Team	W	L	T	Pct.
New England	38	11	0	.776
Indianapolis	39	13	0	.750
Green Bay	40	16	1	.714
Pittsburgh	42	18	0	.700
Seattle	34	17	0	.667

TOP 10 OFFENSE

Since the 1970 merger, the Patriots offense has finished in the top 10 a total of 21 times, including 11 times under Bill Belichick.

Year	Rank
2016	4 (386.3)
2015	6 (374.4)
2013	7 (384.5)
2012	1 (427.9)
2011	2 (428.0)
2010	8 (363.8)
2009	3 (397.3)
2008	5 (365.4)
2007	1 (411.3)
2005	7 (352.0)
2004	7 (411.3)

FORCING THE ISSUE

The Patriots lead the NFL with a +179 turnover margin since the 1994 season.

NFL TURNOVER MARGIN SINCE 1994

Rank	Team	Turnover Margin
1.	New England	+188
2.	Kansas City	+123
3.	Green Bay	+101

STRONG IN THE SECOND HALF

Since 2001, the Patriots have done a remarkable job of finishing the season strong, compiling an NFL-best 96-27 (.780) record in games on or after Thanksgiving.

PATRIOTS BEFORE AND AFTER THANKSGIVING SINCE 2001

Season	Pre-Thanksgiving	Post-Thanksgiving	Overall
2001	5-5 (.500)	9-0 (1.000)	14-5*
2002	6-5 (.545)	3-2 (.600)^	9-7
2003	9-2 (.818)	8-0 (1.000)	17-2*
2004	9-1 (.900)	8-1 (.889)	17-2*
2005	6-4 (.600)	5-3 (.625)	11-7*
2006	7-3 (.700)	7-2 (.777)	14-5*
2007	10-0 (1.000)	8-1 (.889)	18-1*
2008	7-4 (.636)	4-1 (.800)	11-5
2009	7-3 (.700)	3-4 (.429)	10-7*
2010	8-2 (.800)	6-1 (.857)^	14-3*
2011	7-3 (.700)	8-1 (.889)	15-4*
2012	7-3 (.700)	6-2 (.750)^	13-5*
2013	8-3 (.727)	5-2 (.833)	13-5*
2014	9-2 (.818)	6-2 (.750)	15-4*
2015	10-0 (1.000)	3-5 (.375)	13-5*
2016	8-2 (.800)	7-0 (1.000)	??*?
Totals	123-42 (.745)	96-27 (.780)	204-67

*-Includes playoffs ^Includes games played on Thanksgiving

BEST RECORDS ON OR AFTER THANKSGIVING SINCE 2001 (Includes regular-season and playoff games)

Team	W	L	T	Pct.
New England	96	27	0	.780
Pittsburgh	80	35	0	.696
Green Bay	74	41	0	.617
Indianapolis	71	44	0	.617
Seattle	68	46	0	.596

NFL'S BEST AT HOME

Since Gillette Stadium opened in 2002, the Patriots own the NFL's best record at home overall. The Patriots own an overall record of 101-19 (.842) in home in regular season games and a 116-22 (.841) record including playoffs. The Patriots are an NFL-best 160-46 at home since 1994 when Robert Kraft purchased the team.

BEST HOME RECORDS SINCE 2002 (including playoffs)

Team	W	L	T	Pct.
New England	116	22	0	.841
Seattle	95	36	0	.725
Indianapolis	94	37	0	.718
Pittsburgh	93	36	1	.719
Baltimore	90	34	0	.726
Green Bay	90	39	1	.696
Denver	87	42	0	.674
Minnesota	77	46	0	.626
Philadelphia	76	53	0	.589
San Diego	76	49	0	.608
Arizona	75	48	1	.609
Atlanta	75	50	0	.600

SHARP AT GILLETTE

The Patriots concluded a 20-game home winning streak with a 24-20 loss to the New York Giants on Nov. 6, 2011. It was the longest home win streak in team history. The Patriots own an overall record of 101-19 (.842) at Gillette Stadium in regular season games. The NFL record for most consecutive home victories is 27, achieved by Miami from 1971-74.

HIGHEST HOME WINNING PCT. SINCE 1970 (MINIMUM 25 GAMES):

Team	Stadium	W-L-T	WIN PCT.
New England	Gillette Stadium	101-19-0	.842
Miami	Orange Bowl	101-22-1	.819
Minnesota	Metropolitan Stadium	64-23-1	.733
Pittsburgh	Heinz Field	93-34-1	.730
LA Rams	Memorial Coliseum	53-20-2	.726

LONGEST HOME WINNING STREAK/PATRIOTS HISTORY (REG. SEASON)

Streak	First Win	Last Win
20	Dec. 21, 2008	Oct. 16, 2011
18	Dec. 29, 2002	Sept. 8, 2005
16	Dec. 30, 2012	Dec. 28, 2014
12	Nov. 26, 2006	Sept. 7, 2008
10	Sept. 18, 1976	Oct. 30, 1977



PATRIOTS REFERENCE NOTES

WHAT'S THE POINT?

During the past 17 seasons, the Patriots defense has always ranked higher in points allowed than in yards allowed except for 2007, when both ranked fourth and in 2015.

	<u>Avg. Points Allowed</u>	<u>Avg. Yds Allowed</u>
2016	15.6 (1)	326.4 (8)
2015	19.7 (10)	339.4 (9)
2014	19.5 (8)	344.1 (13)
2013	21.1 (10)	373.1 (26)
2012	20.7 (9t)	373.3 (25)
2011	21.4 (15)	411.1 (31)
2010	19.6 (8)	365.5 (25)
2009	17.8 (5)	320.2 (11)
2008	19.3 (8)	309.0 (10)
2007	17.1 (4)	288.3 (4)
2006	14.8 (2)	294.4 (6)
2005	21.1 (17)	330.2 (26)
2004	16.3 (2t)	310.6 (9)
2003	14.9 (1)	291.6 (7)
2002	21.6 (17)	336.1 (23)
2001	17.0 (6)	334.5 (24)
2000	21.1 (17)	334.6 (20)

TOP OFFENSE

The Patriots had finished in the top-10 in offense for seven straight seasons (2007-13), second only to the nine straight by New Orleans (2006-14).

The NFL record for the most consecutive seasons finishing in the top-10 in offense since the merger in 1970 is the San Francisco 49ers with 15 (1982-96).

IN A RUSH FOR THE END ZONE

Since 2003, the Patriots and Kansas City are the only teams to average more than one rushing touchdown per game. The Patriots have 244 rushing touchdowns in 223 games.

RUSHING TOUCHDOWNS SINCE 2003 (REGULAR SEASON)

New England	244
Kansas City	225
Minnesota	213
Philadelphia	212
Carolina	211
San Diego	210
Atlanta	203
New Orleans	202

HISTORIC SCORING CLIP

The Patriots had a historic scoring output over a three-game span in October and November 2014. New England tied a team record by scoring 40 or more points in three consecutive games from Oct. 26 to Nov. 16. The Patriots also scored 40 or more in three straight games in 2007. The Patriots have scored 40 or more points 62 times in team history, including 35 times since Bill Belichick became head coach in 2000, and 19 times since 2010.

PATRIOTS HISTORY / MOST CONSECUTIVE GAMES WITH 40+ POINTS

Gm	Year	Game 1	Game 2	Game 3
3	2014	10/26/14 (51-23 v. CHI)	11/02/14 (43-21 v. DEN)	11/16/14 (42-20 @ IND)
3	2007	10/14/07 (48-27 @ DAL)	10/21/07 (49-28 @ MIA)	10/28/07 (52-7 v. WAS)
2	1962	09/21/62 (41-16 v. DEN)	10/06/62 (43-14 @ NYT)	
2	2002	09/15/02 (44-7 @ NYJ)	09/22/02 (41-38 v. KC)	
2	2008	12/14/08 (49-26 @ OAK)	12/21/08 (47-7 v. ARZ)	
2	2010	11/25/10 (45-24 @ DET)	12/06/10 (45-3 v. NYJ)	
2	2012	11/18/12 (59-24 v. IND)	11/22/12 (49-19 @ NYJ)	
2	2015	09/20/15 (40-32 @ BUF)	09/27/15 (51-17 vs. JACK)	

SCORING FLURRY

The Patriots scored three touchdowns in a 57-second span during the final two minutes of the first half against Chicago on Oct. 26, 2014 to turn a 17-7 lead into a 38-7 cushion. It was the fastest three-touchdown flurry in the NFL since the Patriots had three touchdowns in 52 seconds against the New York Jets on Nov. 22, 2012. The Patriots are one of three teams to score three touchdowns in under a minute since the 1970 merger, and are the only team to have achieved the feat twice.

NFL TEAMS TO SCORE THREE TDs IN LESS THAN 1 MINUTE

2014 New England Patriots vs. Chicago Bears (10-26-14)

2012 New England Patriots at New York Jets (11-22-12)

2002 Seattle Seahawks vs. Minnesota Vikings (9-29-02)

1998 Atlanta Falcons vs. Carolina Panthers (10-4-98)

HOW THE PATRIOTS SCORED THREE TOUCHDOWNS IN 57 SECONDS:

★ Rob Gronkowski got the scoring started by hauling in a 2-yard touchdown pass from Tom Brady with 1:57 left in the first half to make the score 24-7 and cap off a 10-play, 80-yard drive.

★ After the Patriots defense forced a quick three-and-out, a 42-yard Julian Edelman punt return gave New England possession at the Chicago 9-yard line, and Brady found Brandon LaFell for a 9-yard touchdown on the next play to give the Patriots a 31-7 lead with 1:07 left in the first half.

★ On the Bears' first play following the LaFell touchdown, Zach Moore forced a Jay Cutler fumble that was recovered by Rob Ninkovich and returned for a 15-yard touchdown and a 38-7 Patriots lead with 55 seconds left in the first half.

A COMEBACK FOR THE AGES

The Patriots came back from a 24-point deficit to defeat the Broncos, 34-31, in overtime in a Sunday Night Football matchup on Nov. 24, 2013, marking the largest comeback win in team history, after trailing 24-0 at halftime.

New England's previous best comeback win was from a 23-0 deficit to win, 38-23, vs. Seattle (9/16/84). The Patriots also came back from 22 points down to win at the New York Giants, 23-22 (12/21/96). The Patriots have come from 21 points down to win four times, most recently vs. Buffalo (1/1/12).



PATRIOTS FOOTBALL Network

The **Patriots Football Network (PFN)** is the full portfolio of media offerings from the three-time Super Bowl Champion New England Patriots. PFN provides Patriots content produced both in-house and with media partners spanning print, television, radio and the Internet.

PATRIOTS ALL ACCESS

The Emmy Award-winning "Patriots All-Access" airs weekly throughout the season on WBZ-TV Channel 4 in Boston and regional affiliates in Hartford, Providence and Springfield, MA, Burlington, VT Portland and Bangor ME. "Patriots All-Access" features exclusive behind-the-scenes access and in-depth weekly features on Patriots players and personnel. Hosted by WBZ's Steve Burton, the show features weekly sit-downs with Bill Belichick including the popular "Belestrator" segment where the coach breaks down upcoming opponents with Scott Zolak. The program airs Fridays from 7 p.m.-8 p.m. on WBZ-TV and Sunday from 9 a.m.-10 a.m. on myTV38 in Boston. Check local listings for airtime.



"Patriots All-Access" airs Fridays from 7-8 p.m. on **WBZ-TV** and Sunday from 9-10 a.m. on **myTV38** in Boston. **Check local listings for airtime.**
Check your local listings for airtime.

TOTALLY PATRIOTS



Totally Patriots is a unique, one-of-a-kind Patriots show aimed for the next generation of Patriots fans. This weekly, youth-oriented football show allows school-aged fans unprecedented access to their favorite players, enabling them to ask questions in a relaxed informal setting.

PATRIOTS TODAY AND PATRIOTS THIS WEEK

PATRIOTS TODAY: Available daily at Patriots.com.

PATRIOTS THIS Week: Insider information. Passionate debate. Timely analysis. That's what "Patriots This Week" delivers. The show, hosted by Bob Socci with former Patriots Scott Zolak and Matt Chatham, is a fast-paced, half-hour of football talk. From breaking down the previous contest to game planning the next opponent, there's no better way to get ready for football than "Patriots This Week" — every Friday night at 10:30 p.m. on Comcast SportsNet

PATRIOTS.COM

NEWS

Patriots.com features daily updates and exclusive content from the writers of *Patriots Football Weekly*, offering everything from breaking news to player features and the popular "Ask PFV" postings.

VIDEO

The first professional sports team website to offer streaming video provides Patriots fans with a variety of exclusive video content. Visitors can choose their channel and watch exclusive video from news to cheerleaders. Patriots.com also features video of every Patriots press conference, including postgame press conferences and Coach Belichick's weekday media updates.

AUDIO

Patriots Web Radio programming is available exclusively on Patriots.com beginning at noon each day, Monday through Friday. Kicking off the programming lineup is PFW In Progress, a daily online program that features candid commentary from the writers of Patriots Football Weekly. Following PFW In Progress is Patriots Playbook, hosted by John Rooke, featuring items from around the NFL. Fantasy Football Champs and Football Nation round out the Patriots.com radio lineup. Patriots.com also offers streaming audio of every Patriots press conference, as well as archives of Patriots.com Radio shows and exclusive podcasts.

PATRIOTS MONDAY ON WEEI

WEEI Sports Radio broadcasts Patriots Monday each week, offering fans unique insight and analysis from Coach Belichick and Tom Brady in addition to other Patriots players. WEEI will broadcast Patriots Monday live from Gillette Stadium each Monday, kicking off with Dennis & Callahan at 6 a.m.

PATRIOTS FRIDAY ON WAAF

WAAF broadcasts Patriots Friday each week, offering fans a look ahead at the weekend's game, match ups and rivalries. Various Patriots players will be featured on air. WAAF will broadcast Patriots Fridays each week throughout the season with Greg Hill from the Hill-Man Morning Radio Show.

98.5 THE SPORTS HUB PATRIOTS RADIO NETWORK

98.5 The Sports Hub is the Patriots' flagship station, broadcasting every Patriots game across its FM radio network and featuring broadcasting duo Bob Socci and Scott Zolak. Three hours prior to kickoff, during halftime and after the game, Marc Bertrand and Chris Gasper will be serving up all the pregame and postgame news and notes, including live sound from the postgame press conferences.



FLAGSHIP STATION

WBZ-FM...Boston	98.5 FM
Massachusetts	
WBZ-FM...Boston	98.5 FM
WAQY...Springfield	102.1 FM
WBEC...Pittsfield	1420 AM
WPKZ...Fitchburg	1280 AM
WNAW...North Adams	1230 AM
WBSM...New Bedford	1420 AM
WPVQ...Greenfield	95.3 FM
WSAR...Fall River	1480 AM
WWFX...Worcester	100.1 FM
WXTK...Hyannis	95.1 FM
WMRC...Milford	1490 AM
Maine	
WBLM...Portland	102.9 FM
WEBB...Augusta	98.5 FM
WEZQ...Bangor	92.9 FM
WEGP...Presque Isle	1390 AM

Connecticut

WTIC...Hartford	1080 AM
WINY...Putnam	1350 AM
WMOS...New London	102.3 FM
WGCH...Greenwich	1490 AM
WINE...Brookfield	940 AM

New Hampshire

WFNQ...Nashua	106.3 FM
WPKQ...North Conway	103.7 FM
WSAK...Hampton	102.1 FM
WSHK...Portsmouth/Dover	105.3 FM
WNNH...Concord	99.1 FM
WLNH...Laconia	98.3 FM
WEMJ...Laconia	1490 AM
WINQ...Keene	98.7 FM
WXXX...Lebanon	100.5 FM

Vermont

WCPV...Burlington	101.3 FM
WDVT...Rutland	94.5 FM
WIKE...Newport	1490 AM
WKVT...Brattleboro	92.7 FM
WRFK...Barre/Montpelier	107.1 FM
WSTJ...St. Johnsbury	1340 AM

Rhode Island

WPRO...Providence	630 AM
WEAN...Providence	99.7 FM

New York

WINU...Albany	104.9 FM
WENU...Glens Falls	1410 AM
WHTK...Rochester	1280 AM