



MIAMI DOLPHINS WEEKLY RELEASE

WEEK 17

NEW ENGLAND PATRIOTS (13-2) AT MIAMI DOLPHINS (10-5)

SUNDAY, JAN. 1, 2017 | 1 PM ET | HARD ROCK STADIUM | MIAMI GARDENS, FLA.





2016 MIAMI DOLPHINS SCHEDULE

JAN. 29, 2017

Pro Bowl
Orlando, Fla.

FEB. 5, 2017

Super Bowl LI
Houston, Texas

FEB. 11, 2017

DCCVII
Hard Rock Stadium

APRIL 21, 2017

DCC Celebrity Golf
Tournament

APRIL 27-29, 2017

NFL Draft
Philadelphia, Pa.

PRESEASON

DATE	OPPONENT	STADIUM	TIME/ RESULT	NETWORK	RADIO	PRESENTING SPONSOR	GIVEAWAY
Fri., Aug. 12	at New York Giants	MetLife Stadium	W, 27-10	WFOR CBS4	560 WQAM KISS 99.9		
Fri., Aug. 19	at Dallas Cowboys	AT&T Stadium	L, 14-41	WFOR CBS4	560 WQAM KISS 99.9		
Thurs., Aug. 25	Atlanta Falcons	Camping World Stadium	W, 17-6	NBC	560 WQAM KISS 99.9		
Thurs., Sept. 1	Tennessee Titans	Hard Rock Stadium	L, 10-21	WFOR CBS4	560 WQAM KISS 99.9		

REGULAR SEASON

DATE	OPPONENT	STADIUM	TIME/ RESULT	NETWORK	RADIO	PRESENTING SPONSOR	GIVEAWAY
Sun., Sept. 11	at Seattle Seahawks	CenturyLink Field	L, 10-12	CBS	560 WQAM KISS 99.9		
Sun., Sept. 18	at New England Patriots	Gillette Stadium	L, 24-31	CBS	560 WQAM KISS 99.9		
Sun., Sept. 25	Cleveland Browns	Hard Rock Stadium	W, 30-24 (OT)	CBS	560 WQAM KISS 99.9	Publix	Jersey Flag Twirler
Thurs., Sept. 29	at Cincinnati Bengals	Paul Brown Stadium	L, 7-22	NFL Network	560 WQAM KISS 99.9		
Sun., Oct. 9	Tennessee Titans	Hard Rock Stadium	L, 17-30	CBS	560 WQAM KISS 99.9		"I AM A CANCER FIGHTER" Card Giveaway
Sun., Oct. 16	Pittsburgh Steelers	Hard Rock Stadium	W, 30-15	CBS	560 WQAM KISS 99.9		
Sun., Oct. 23	Buffalo Bills	Hard Rock Stadium	W, 28-25	CBS	560 WQAM KISS 99.9	AARP Foundation	Roller Banner
BYE WEEK							
Sun., Nov. 6	New York Jets	Hard Rock Stadium	W, 27-23	CBS	560 WQAM KISS 99.9		
Sun., Nov. 13	at San Diego Chargers	Qualcomm Stadium	W, 31-24	CBS	560 WQAM KISS 99.9		
Sun., Nov. 20	at Los Angeles Rams	Los Angeles Memorial Coliseum	W, 14-10	FOX	560 WQAM KISS 99.9		
Sun., Nov. 27	San Francisco 49ers	Hard Rock Stadium	W, 31-24	FOX	560 WQAM KISS 99.9		
Sun., Dec. 4	at Baltimore Ravens	M&T Bank Stadium	L, 6-38	CBS	560 WQAM KISS 99.9		
Sun., Dec. 11	Arizona Cardinals	Hard Rock Stadium	W, 26-23	FOX	560 WQAM KISS 99.9	AQUAFINA	
Sat., Dec. 17	at New York Jets	MetLife Stadium	W, 34-13	NFL Network	560 WQAM KISS 99.9		
Sat., Dec. 24	at Buffalo Bills	New Era Field	W, 34-31 (OT)	CBS	560 WQAM KISS 99.9		
Sun., Jan. 1	New England Patriots	Hard Rock Stadium	1 p.m.	CBS	560 WQAM KISS 99.9	Hard Rock Hotel	

All times Eastern



All Dolphins games can be heard on 560 WQAM and Kiss 99.9, the flagship stations of the Miami Dolphins Radio Network, Dolphins.com and throughout South and Central Florida on stations that make up The Miami Dolphins Radio Network. In addition to the game broadcasts, the stations will feature expanded pre-, halftime and postgame shows. Dolphins fans who tune into Miami's Sportsradio 560 WQAM will have the opportunity to listen to live broadcasts of Head Coach Adam Gase's day-after game press conferences and "Dolphins Friday," a day of Dolphins' centric-content on the station featuring interviews with players, coaches, and team executives.

2016 AFC EAST STANDINGS

TEAM	W	L	PCT	PF	PA
Patriots	13	2	.867	406	236
Dolphins	10	5	.667	349	345
Bills	7	8	.467	389	348
Jets	4	11	.267	245	399

MIAMI DOLPHINS MEDIA WEBSITE

media.miamidolphins.com

The Miami Dolphins have recently launched a new media website, featuring everything a media member needs to cover the team. Visitors can find transcripts, press releases, weekly releases, credentials, notes, gamebooks, flip cards an archive of old media guides and gamebooks and more by visiting media.miamidolphins.com.



WEEK 17: NEW ENGLAND TABLE OF CONTENTS

MEDIA INFORMATION	2-3
DOLPHINS EN ESPAÑOL	4
TEAM NOTES	5
OFFENSE NOTES	6-7
DEFENSE NOTES	8-9
SPECIAL TEAMS NOTES	10
WHAT TO LOOK FOR...	11
THE DOLPHINS VS. THE PATRIOTS	12-14
THE LAST TIME THEY MET...	15
HARD ROCK STADIUM MODERNIZATION	16-17
DOLPHINS ON THE AIR	18
DOLPHINS CANCER CHALLENGE	19
IN THE COMMUNITY	20
DEPTH CHART	21
PROJECTED CONTRIBUTORS	22-23
TRANSACTIONS	24-25
NUMERICAL ROSTER	26
ALPHABETICAL ROSTER	27
POSITIONAL ROSTER/PRONUNCIATIONS	28
HOW THEY WERE ACQUIRED	29
2016 GAME RECAPS	30-44
STEPHEN M. ROSS	45
MIKE TANNENBAUM	46
CHRIS GRIER	47
ADAM GASE	48
THE COACHING STAFF	49-50
PLAYER BIOS	51-116
SUPPLEMENTAL BIOS	117-122
SUPPLEMENTAL STATISTICS	123-136
THE LAST TIME...	137-142
LAST WEEK'S GAME BOOK	143-160
NFL STANDINGS	161



WEEKLY MEDIA SCHEDULE: WEEK 17 VS. NEW ENGLAND

27 TUE	28 WED	29 THU	30 FRI	31 SAT	1 SUN	2 MON
No media availability	<p><u>Practice*</u> 12:45 - 2:35 p.m.</p> <p><u>Open Locker Room</u> Following practice</p> <p>Head Coach Adam Gase available following practice (media work room)</p> <p><u>Conference Calls</u> 10 a.m. - Patriots Head Coach Bill Belichick TBD - Patriots RB LeGarrette Blount</p>	<p><u>Coordinators</u> 10:50 a.m. (interview room in lobby)</p> <p><u>Practice*</u> 12:15 - 2 p.m.</p> <p><u>Open Locker Room</u> Following practice</p> <p>Head Coach Adam Gase available following practice (media work room)</p>	<p><u>Practice*</u> 12:25 - 1:35 p.m.</p> <p><u>Open Locker Room</u> Following practice</p> <p>Head Coach Adam Gase available following practice (media work room)</p>	No media availability	<p><u>Week 17</u> vs. New England Kickoff - 1 p.m. TV - CBS</p>	No media availability

* Practice will be open to media for approximately 30 minutes

DOLPHINS ON THE AIR

Television:	WFOR-TV (CBS 4 - Miami-Ft. Lauderdale) WPEC-TV (West Palm Beach) WINK-TV (Ft. Myers)	
Broadcasters:	Ian Eagle - Play-By-Play Dan Fouts - Color Analyst Evan Washburn - Sideline	
Local Radio:	Dolphins Radio Network KISS 99.9-FM WQAM 560-AM	
Broadcasters:	Jimmy Cefalo - Play-By-Play Bob Griese - Color Analyst Joe Rose - Color Analyst Kim Bokamper - Sideline	
Spanish Radio:	Dolphins Spanish Radio WMYM-990 AM	
Broadcasters:	Raul Striker Jr. - Play-By-Play Eduardo Martell - Color Analyst	

PREGAME/IN-GAME ENTERTAINMENT



Presenting Sponsor: Hard Rock Hotel

National Anthem: United States Army Veteran, Specialist Charles Jones

Colors Presented By: Joint Service Color Guard from U.S. Southern Command here in Miami

Pregame Entertainment: Cheerleader performance and military holding the American flag

Alumni Captains: Larry Csonka, Bob Griese, Larry Little, Dan Marino, Dwight Stephenson and Paul Warfield

Everyday Heroes: Sergeant Marcus Hayward

Halftime Entertainment: Hall of Fame Ring Presentation honoring Larry Csonka, Bob Griese, Larry Little, Dan Marino, Dwight Stephenson and Paul Warfield.

COMMUNICATIONS DEPARTMENT



JASON JENKINS

Sr. Vice President,
Communications &
Community Affairs

O: 954-452-7174
M: 954-290-6864
JJenkins@dolphins.com



MATT TAYLOR

Director of
Football
Communications

O: 954-452-7179
M: 954-649-7505
MattTaylor@dolphins.com



THERESA MANAHAN

Corporate
Communications
Manager

O: 305-943-1451
M: 904-838-7160
TManahan@dolphins.com



BRETT BRECHEISEN

Football
Communications
Manager

O: 954-452-7190
M: 954-663-1255
BBrecheisen@dolphins.com



RENZO SHEPPARD

Football
Communications
Manager

O: 954-452-7144
M: 904-616-1538
RSheppard@dolphins.com



GAYLE BADEN

Communications
Coordinator

O: 954-452-7173
M: 954-610-8660
GBaden@dolphins.com



SYDNEY WADE

Communications
Coordinator

O: 954-452-7198
M: 305-720-5131
SWade@dolphins.com



JOSEPH BUSATTO

Communications
Staff Assistant

O: 954-452-7110
M: 305-989-2032
JBusatto@dolphins.com



MIAMI DOLPHINS MEDIA WORKROOM ACCESS & PARKING INFORMATION FOR THE 2016 SEASON

As a reminder, the workroom for accredited media covering the Miami Dolphins is located behind the Dolphins Pro Shop at the Baptist Health Training Facility at Nova Southeastern University. Access to the media workroom is granted by the Communications Staff to members of the media upon their arrival at training camp.

Parking passes are distributed by the Communications Department. The passes **need to be clearly displayed** to gain entry into the media parking areas. Media parking is available at the Nova Southeastern University Medical School garage (HPD Garage), which is next to the Dolphins Pro Shop, and located near the intersection of University Drive and S.W. 30th Street, between Griffin Road and I-595. Access to this garage is off University Drive and S.W. 30th Street. In the event the HPD Garage is full, the overflow media parking will be in the AUX Parking Lot next to the NOVA Softball fields.

PLEASE NOTE – ALL MEDIA ARE ASKED TO PARK ON THE SECOND FLOOR OF THE HPD GARAGE. PARKING ON THE FIRST FLOOR IS RESERVED FOR NOVA PATIENTS ONLY. THE GARAGE WILL BE MONITORED BY NOVA AND THOSE WHO PARK ON THE FIRST FLOOR WILL BE TICKETED.

PLEASE PREARRANGE ALL LIVE TRUCK PARKING through the Miami Dolphins Communications Department.

DIRECTIONS TO PARKING GARAGE AT NOVA SOUTHEASTERN UNIVERSITY

FROM I-95 OR FLORIDA'S TURNPIKE

Exit at I-595; proceed west to University Drive exit
Turn left (south) onto University Drive
Proceed to S.W. 30th Street (Abe Fischler Blvd.) turn left (east)
Proceed past the Miami Dolphins facility to Ray Ferrero Jr. Blvd.
Turn right and parking garage will be on your right.

UNIVERSITY DRIVE

From north of I-595
Take University Drive south past I-595 to S.W. 30th Street (Abe Fischler Blvd.) turn left (east).
Proceed past the Miami Dolphins facility to Ray Ferrero Jr. Blvd.
Turn right and parking garage will be on your right.

FROM SOUTH OF GRIFFIN ROAD

Take University Drive north past Griffin Road to S.W. 30th Street (Abe Fischler Blvd.) turn right (east)
Proceed past the Miami Dolphins facility to Ray Ferrero Jr. Blvd.
Turn right and parking garage will be on your right.





DOLPHINS EN ESPAÑOL

LOS DOLPHINS TERMINAN LA TEMPORADA REGULAR CONTRA NEW ENGLAND

Los Dolphins cerrarán la temporada regular el domingo 1 de enero de 2017 cuando juegan contra los New England Patriots a la 1 pm. Miami ha derrotado tres veces consecutivas a New England en casa, pero cayó ante los Patriots a principios de esta temporada en Foxborough, Mass. el 18 de septiembre de 2016.

Los Dolphins están tratando de ganar su quinto juego divisional de la temporada. Ya han conseguido un récord ganador contra el AFC East esta temporada por primera vez desde 2009. Una quinta victoria sería el mejor récord divisional de Miami en una sola temporada desde que la NFL fue a divisiones de cuatro equipos en 2002.

LOS DOLPHINS SE DIRIGEN A LOS PLAYOFFS

Miami ha logrado un lugar en los playoffs y se dirigirá a la posttemporada por la vigésima tercera vez en los 51 años de historia de la franquicia. Los Dolphins tienen el cuarto lugar en la historia de la NFL en porcentaje de temporadas que han ido a los playoffs en la historia de su franquicia (45.1 por ciento). Adam Gase se convierte en el cuarto entrenador de los Dolphins (Don Shula, 1970, Dave Wannstedt, 2000, Tony Sparano, 2008) en dirigir al equipo a los playoffs en su primera temporada como 'head coach.' Él es el segundo 'head coach' por primera vez (Sparano, 2008) en la historia del equipo en llevar a los Dolphins a los playoffs en su primera temporada como 'head coach' de la NFL.

AJUSTES DE INTERMEDIO

El Head Coach Adam Gase y los Miami Dolphins han jugado su mejor football esta temporada al final de los juegos. En la segunda mitad y el suplementario, los Dolphins están superando a sus rivales 214-160. El margen de 54 puntos es el mejor en la NFL.

LAS 1,213 YARDAS DE AJAYI

El RB Jay Ajayi está teniendo una de las temporadas más exitosas de la historia por un corredor de los Dolphins. El entra la semana 17 con 1,213 yardas por tierra, el cuarto lugar en una sola temporada en la historia de los Dolphins y la mayoría desde que el RB Ricky Williams corrió 1,372 yardas en 2003. Ajayi está a sólo menos de 46 yardas de pasar a tercer lugar – pasando al RB Delvin Williams (1978, 1,258 yardas) - y a sólo 160 yardas de pasar al segundo lugar después del total de Williams en 2003. El récord del equipo es de 1,853 yardas por tierra establecidas por Williams en 2002.

TRES DE LOS MEJORES ESFUERZOS DE 'RUSHING' EN LA HISTORIA DEL EQUIPO

El RB Jay Ajayi ha producido tres de los seis mejores juegos 'rushing' en los 51 años de historia de los Dolphins esta temporada. Sus yardas acumuladas ocupan el tercer lugar, el quinto lugar y el sexto lugar de todos los tiempos, y el tercer lugar, el cuarto lugar y el quinto lugar de todos los tiempos en los partidos de la temporada regular.

MÁS SOBRE LOS JUEGOS DE 200 YARDAS DE AJAYI

El RB Jay Ajayi se unió a O.J. Simpson (1973 y 1976), Earl Campbell (1980) y Ricky Williams (2002) como los únicos jugadores en la historia de la NFL en correr por más de 200 yardas en partidos consecutivos a principios de esta temporada en Semanas 6 y 7.

Él es uno de los cuatro jugadores de la NFL en correr 200 yardas por lo menos tres veces en la misma temporada. Los otros que lo consiguieron fueron Earl Campbell (1980, cuatro veces), O.J. Simpson (1973, tres veces) y Tiki Barber (2005, tres veces).

Ajayi corrió 420 yardas en dos partidos contra Buffalo esta temporada, el cuarto más alto contra un equipo en una sola temporada, arrastrando a Jamal Lewis (500 contra Cleveland en 2003), O.J. Simpson (469 contra Nueva Inglaterra en 1973) y LaDainian Tomlinson (430 contra Oakland en 2003).

LOS ULTIMOS 10 JUEGOS DE MOORE

El QB Matt Moore fue sexto en la NFL en la clasificación de quarterback (97.8) en los últimos nueve partidos de la temporada 2011, los últimos partidos que comenzó antes de comenzar los últimos dos juegos en lugar de un lesionado Ryan Tannehill. Agrega los dos comienzos de Moore esta temporada y ha completado 170 de 280 pases (60.7 pct.), 2,260 yardas, 18 touchdowns y siete intercepciones en sus 11 juegos iniciados, que se remontan a 2011. Eso equivale a una clasificación de pasador de 97.3.

UNO DE LOS MEJORES EJECUCIONES DE LA SEGUNDA MITAD DE LA AFC

El QB Matt Moore completó 11 de 16 pases (68.8 pct.) por 176 yardas, dos touchdowns y ninguna intercepción en la segunda mitad y el suplementario del tiempo extra de Miami en Buffalo la semana pasada. El esfuerzo le dio una calificación de pasador de 144.8, que fue la quinta mejor calificación en la segunda mitad y el tiempo extra por un quarterback de la AFC esta temporada y el tercer mejor desempeño de segundo mitad de la carrera de Moore.

La victoria de regreso fue el cuarto regreso del cuarto periodo en la carrera de Moore y la posesión de tiempo extra para ganar el juego fue la sexta 'drive' de Moore en ganar el juego. Moore también encabezó una jugada que ganó el juego el 11 de diciembre de 2016 contra Arizona.

1,000 YARDS Y 80 RECEPCIONES DE LANDRY

El WR Jarvis Landry tiene 1,060 yardas de recepciones esta temporada, bueno para el duodécimo lugar en yardas receptoras en una temporada en la historia del equipo. Landry es el primer receptor de los Dolphins que supera las 1,000 yardas en temporadas consecutivas desde que Brian Hartline lo hizo en 2012 y 2013 y es el sexto de los Dolphins en la temporada de victorias consecutivas (Mark Clayton, Mark Duper, Irving Fryar, Brian Hartline y Brandon Marshall). El año pasado llegó a 1,157 yardas.

Con 85 recepciones esta temporada, Landry ocupa el cuarto lugar en la historia del equipo en una sola temporada. Sólo necesita dos recepciones para pasar al tercer lugar y seis para pasar al segundo lugar. Landry posee tres de las seis mejores marcas de recepción en la temporada de la franquicia, incluyendo el récord de equipo de 110 que estableció en 2015.

EL MEJOR REGRESO DE LA NFL: CAMERON WAKE

En pocas palabras, el DE Cameron Wake es uno de los mejores 'rushers' en llevar el uniforme de los Dolphins. A pesar de tener su temporada de 2015 cortada por una lesión de Aquiles en su séptimo juego, y con 34 años de edad, Wake está teniendo la temporada más dominante de su ilustre carrera de ocho años en la NFL.

En 2016, Wake está empatado en segundo lugar en la AFC y empatado en cuarto lugar en la NFL con 11.5 'sacks.' Desde que Wake se convirtió en 'starter' de los Dolphins en la Semana 6, encabeza la NFL con 10.5 'sacks' y ha ayudado a Miami en ganar nueve de 10 partidos.

Wake está empatado en el primer lugar en la AFC y empató en segundo lugar en la NFL con cinco balones sueltos forzados esta temporada. Él tiene nueve balones sueltos forzados desde 2015, el más en la NFL durante ese lapso, a pesar de jugar sólo siete partidos la temporada pasada.

Desde que se unió a los Dolphins en 2009, Wake ha compilado cuatro campañas de 'sacks' de dos dígitos, siete temporadas consecutivas de más de siete 'sacks' y es segundo en la historia del equipo en 'sacks' de carrera de todos los tiempos.

SUH Y WAKE SON SELECCIONADOS PARA EL PRO BOWL

El DT Ndamukong Suh y el DE Cameron Wake fueron seleccionados para comenzar por la AFC en el 2017 Pro Bowl. Es la quinta selección de Pro Bowl para cada uno de ellos y los Dolphins son uno de los dos equipos de la NFL (Seattle) en tener dos linieros defensivos seleccionados para el Pro Bowl. Esta es la primera vez desde 2002 (DT Tim Bowens y DE Jason Taylor) que los Dolphins han tenido dos linieros defensivos seleccionados en la lista inicial de Pro Bowl en la misma temporada y la cuarta vez en total (1983, 2000, 2002, 2016).

Suh es tercero entre todos los linieros defensivos interiores esta temporada con 62 'tackles' totales (35 en solitario) y empató en séptimo con cinco 'sacks.' Él está en camino de terminar entre los cinco primeros en 'tackles' totales por un liniero defensivo interior por tercer año consecutivo.

Wake jugó sólo siete partidos el año pasado antes de sufrir una lesión de temporada de Aquiles y se ha recuperado con una de las mejores temporadas de su carrera. Sus 10.5 'sacks' son quinto en la AFC y empatados para octavo en la NFL y sus nueve balones sueltos forzados desde 2015 son los más en la NFL durante ese lapso.



TEAM NOTES

DOLPHINS CLOSE OUT REGULAR SEASON AGAINST NEW ENGLAND

The Dolphins will close out the regular season on Sunday, Jan. 1, 2017 when they host the New England Patriots at 1 p.m. Miami has defeated New England each of the last three meetings at home, but fell to the Patriots earlier this season in Foxborough, Mass. on Sept. 18, 2016.

The Dolphins are looking to win their fifth divisional game of the season. They have already clinched a winning record against the AFC East this season for the first time since 2009. A fifth win would be Miami's best divisional record in a single season since the NFL went to four-team divisions in 2002.

THE DOLPHINS ARE HEADED TO THE PLAYOFFS

Miami has clinched a playoff spot and will be heading to the postseason for the 23rd time in the franchise's 51-year history. The Dolphins are fourth in NFL history in percentage of seasons they have gone to the playoffs in their franchise's history (45.1 percent). Adam Gase becomes the fourth Dolphins coach (Don Shula, 1970; Dave Wannstedt, 2000; Tony Sparano, 2008) to lead the team to the playoffs in his first season as head coach. He is just the second first-time head coach (Sparano, 2008) in team history to lead the Dolphins to the playoffs in his first season as an NFL head coach.

HALFTIME ADJUSTMENTS

Head Coach Adam Gase and the Miami Dolphins have played their best football this season late in games. In the second half and overtime, the Dolphins are outscoring their opponents 214-160. The 54-point margin is the best in the NFL.

BEST SECOND-HALF/OVERTIME POINT DIFFERENTIALS (2016)

RNK	TEAM	PF	PA	MARGIN
1.	MIAMI DOLPHINS	214	160	+54
2.	Kansas City Chiefs	167	115	+52
3.	New England Patriots	184	134	+50
	Washington Redskins	218	168	+50
5.	Atlanta Falcons	241	192	+49

THE DOLPHINS IN THE PAST NINE GAMES

Miami has now won nine of its past 10 games dating back to Week 6. The run is Miami's best 10-game stretch since 2008, when the team won nine of its final 10 contests to win the AFC East. Miami's 10-5 record is the team's best mark in 15 games since 2008 when they were also 10-5.

THE BEGINNING OF THE GASE ERA

Adam Gase was named the 12th head coach in Miami Dolphins history on Jan. 9, 2016. Here is a look at all 12 Dolphins head coaches in the franchise's 51-year history:

ALL-TIME MIAMI DOLPHINS HEAD COACHES

HEAD COACH	COLLEGE	YEAR	RECORD
George Wilson	Northwestern	1966-69	15-39-2
Don Shula	John Carroll	1970-95	257-133-2
Jimmy Johnson	Arkansas	1996-99	36-28
Dave Wannstedt	Pittsburgh	2000-04	42-31
Jim Bates*	Tennessee	2004	3-4
Nick Saban	Kent State	2005-06	15-17
Cam Cameron	Indiana	2007	1-15
Tony Sparano	New Haven	2008-11	29-32
Todd Bowles*	Temple	2011	2-1
Joe Philbin	Washington & Jefferson	2012-15	24-28
Dan Campbell*	Texas A&M	2015	5-7
ADAM GASE	MICHIGAN STATE	2016-	10-5

* Interim Head Coach

NUMEROUS NEWCOMERS

Not only do the Dolphins have a first-year head coach in Adam Gase, but 27 players, or 50.9 percent, of the team's current 53-man roster are new faces from the end of the 2015 season.

TYPE OF ACQUISITION	NO.
Free Agent	15
Drafted	7
Unrestricted Free Agent	2
Trade	2
Waivers	1
TOTAL	27

* Roster as of Dec. 27, 2016

BREAKING DOWN THE DOLPHINS ROSTER:

Here is how the Dolphins' 53-man roster breaks down:

- There are 24 offensive players, 26 defensive players and three specialists.
- Of the 53 players on Miami's roster, 19 of them (35.8 pct.) were drafted by the Dolphins.
- Miami also has eight undrafted college free agents on the roster that began their NFL careers with the Dolphins, bringing the total to 27 of the 53 players (50.9 pct.) that began their NFL careers with the Dolphins.
- Of Miami's 53 players, 17 of them (32.1 pct.) were not selected in the NFL draft.
- A total of 40 of the 53 players (75.5 pct.) are 28 years old or younger.

THE DOLPHINS ROSTER:

BY DRAFT ROUND:

ROUND	NO.
1st	7 players
2nd or 3rd	10 players
4th or 5th	10 players
6th or 7th	9 players
Undrafted	17 players

BY EXPERIENCE:

YEARS	NO.
Rookie-1	12 players
2-3	16 players
4-5	9 players
6-9	13 players
10-plus	3 players

BY AGE:

AGE	NO.
21-24	23 players
25-28	17 players
29-32	11 players
33-plus	2 players

* All ages as of kickoff date (1/1/17)

UP NEXT: THE AFC WILD CARD ROUND

The Dolphins will return to the playoffs for the 23rd time in franchise history when they play an AFC Wild Card game next weekend. Miami is currently the No. 6 seed in the AFC and is slotted to play at Pittsburgh. If the Dolphins defeat the Patriots and Kansas City loses at San Diego on Sunday, Jan. 1, Miami would earn the No. 5 seed and play at Houston in the AFC Wild Card. This is the Dolphins' first postseason trip since 2008.



OFFENSE NOTES

AJAYI'S 1,213 RUSHING YARDS

RB Jay Ajayi is having one of the most successful seasons ever by a Dolphins running back. He enters Week 17 with 1,213 rushing yards, the sixth-most in the NFL this season, the fourth-most in a single-season in Dolphins history and most since RB Ricky Williams rushed for 1,372 yards in 2003. Ajayi is just 46 yards away from moving into third place - past RB Delvin Williams (1978; 1,258 yards) - and just 160 yards away from moving into second place past Ricky Williams' 2003 total. The team record is 1,853 rushing yards set by Ricky Williams in 2002.



MORE ON AJAYI'S 200-YARD GAMES

RB Jay Ajayi joined O.J. Simpson (1973 and 1976), Earl Campbell (1980) and Ricky Williams (2002) as the only players in NFL history to rush for 200-plus yards in consecutive games earlier this season in Weeks 6 and 7.

He is one of just four NFL players to ever rush for 200 yards at least three times in the same season. The others to do so are Earl Campbell (1980, four times), O.J. Simpson (1973, three times) and Tiki Barber (2005, three times).

Ajayi rushed for 420 yards in two games against Buffalo this season, the fourth-highest rushing total against one team in a single season, trailing Jamal Lewis (500 vs. Cleveland in 2003), O.J. Simpson (469 vs. New England in 1973) and LaDainian Tomlinson (430 vs. Oakland in 2003).

AJAYI IN THE LAST 10 GAMES

A big reason for Miami's success in winning nine of its past 10 games has been the emergence of RB Jay Ajayi. The second-year back has totaled 213 carries for 1,096 yards (5.2 avg.) and six touchdowns during the past 10 games and had four 100-yard games, including three 200-yard contests.

Since Week 6, Ajayi leads the NFL in rushing yards (1,096) and is second in 10-plus yard runs (35). He is third in first down carries (52) and third in yards per carry (5.2).

Ajayi has performed against some of the best run defenses in the league. Since Week 6, six of Miami's 10 games have come against teams ranked among the top 15 rush defenses in the NFL (Baltimore No. 2; Pittsburgh No. 6; San Diego No. 10; Arizona No. 11 and N.Y. Jets No. 14 [twice]).

GIVE HIM THE ROCK IN THE SECOND HALF

RB Jay Ajayi ran for a team-record 153 yards in the second half of the Week 6 victory vs. Pittsburgh. He also has topped 100 second-half/overtime yards twice against the Bills with 125 yards last week at Buffalo and 115 vs. Buffalo in Week 7. Ajayi owns three of the top five largest second-half rushing totals in the league this season and is third in the NFL in second-half rushing with 667 yards on 117 carries (5.7 avg.). His 5.7 yards per carry in the second half leads the NFL.

1,000-YARD DUO

RB Jay Ajayi and WR Jarvis Landry each topped 1,000 yards for the season in the Week 15 win at the N.Y. Jets. It marked just the second time a Dolphins team has had a 1,000-yard rusher and a 1,000-yard receiver in the same season (2011 - RB Reggie Bush rushed for 1,086 yards and WR Brandon Marshall posted 1,124 receiving yards).

LANDRY HITS 1,000 YARDS AND 80 RECEPTIONS

WR Jarvis Landry has 1,060 receiving yards for the season, good for the 12th-most receiving yards in a season in team history. Landry is the first Dolphins wide receiver to go over 1,000 in back-to-back seasons since Brian Hartline did in 2012 and 2013 and is the sixth Dolphins wide out to ever post consecutive 1,000-yard seasons (Mark Clayton, Mark Duper, Irving Fryar, Brian Hartline and Brandon Marshall). He totaled 1,157 receiving yards last year.

With 85 receptions this season, Landry ranks No. 4 in single-season team history. He needs just two receptions to move into third place and six to move into second place. Landry owns three of the franchise's top six single-season reception marks, including the team record of 110 he set in 2015.

LANDRY ON THIRD DOWN

WR Jarvis Landry is tied for third in the league with 26 third-down receptions. The reliable target has 335 yards on third downs, the sixth-best mark in the NFL.

MOST RUSHING YARDS IN A SINGLE SEASON - DOLPHINS HISTORY

RK	PLAYER	YEAR	ATT	YDS	AVG	TD
1.	Ricky Williams	2002	383	1,853	4.84	16
2.	Ricky Williams	2003	392	1,372	3.50	9
3.	Delvin Williams	1978	272	1,258	4.63	8
4.	JAY AJAYI	2016	244	1,213	4.97	8
5.	Lamar Smith	2000	309	1,139	3.69	14

THREE OF THE BEST RUSHING EFFORTS IN TEAM HISTORY

RB Jay Ajayi has produced three of the top six rushing performances in the Dolphins' illustrious 51-year history this season. His rushing totals rank No. 3, No. 5 and No. 6 all-time in team history.

MOST RUSHING YARDS IN A SINGLE GAME - DOLPHINS HISTORY

RK	PLAYER	DATE	OPP	ATT	YDS	AVG	TD
1.	Ricky Williams	12/1/02	at Buf.	27	228	8.4	2
2.	Ricky Williams	12/9/02	Chi.	31	216	7.0	2
3.	JAY AJAYI	10/23/16	BUF.	28	214	7.6	1
4.	Lamar Smith	12/30/00*	Ind.	40	209	5.2	2
5.	JAY AJAYI	12/24/16	at BUF.	32	206	6.4	1
6.	JAY AJAYI	10/16/16	PIT.	25	204	8.2	2

* AFC Wild Card game

THE JAY-TRAIN IS NFL'S MOST IMPROVED RUSHER

RB Jay Ajayi is the NFL's most improved rusher from last season, gaining 1,026 yards more than his 2015 total with one game still to play.

NFL'S BIGGEST RUSHING YARDS IMPROVEMENT FROM 2015 TO 2016

RK	PLAYER	YEAR	2016 YDS.	2015 YDS.	IMPROVEMENT
1.	JAY AJAYI	MIA.	1,213	187	+1,026
2.	Le'Veon Bell	PIT.	1,268	556	+712
3.	David Johnson	ARI.	1,233	581	+652
4.	DeMarco Murray	TEN.	1,266	702	+564
5.	Terrance West	BAL.	756	231	+525

THE 200-YARD MAN

RB Jay Ajayi rushed for 200 yards in three contests this season, including back-to-back games in Week 6 and Week 7, becoming one of only four players to accomplish that feat in NFL history. Two of his 200-yard games came against the Buffalo Bills while the third was vs. the Pittsburgh Steelers.



OFFENSE NOTES

RYAN PLAYING HIS BEST FOOTBALL

Prior to his injury in Week 14, **QB Ryan Tannehill** had been playing some of the best football of his career. **Tannehill posted three of his top five best quarterback ratings in his last five games.** He had a 130.6 rating in Week 10 at San Diego and Week 12 vs. San Francisco, which tied for the second best rating of his career. He also posted a 124.0 rating in Week 14 vs. Arizona, the fifth-best rating of his career.

TANNEHILL IMPROVED RATING AND EFFICIENCY

QB Ryan Tannehill has a 93.5 quarterback rating and is averaging **7.70 yards per attempt.** Both marks rank in the top half of the NFL this season and are career highs. It's the highest passer rating by a Dolphins quarterback through his first 13 games (min: 150 att.) since **QB Chad Pennington** had a 93.7 rating through the first 13 games of the 2008 season.



TANNEHILL'S 100 TOUCHDOWNS

QB Ryan Tannehill threw his 100th career touchdown in Week 12 vs. San Francisco as part of a three-touchdown effort in the win. **He is one of just three Dolphins quarterbacks to throw for 100 touchdowns, joining Dan Marino (420) and Bob Griese (192),** and now has 103 career touchdown passes. With another three-touchdown performance vs. Arizona in Week 14, Tannehill now has 11 career games with three-plus touchdown passes, also third-most in Dolphins history behind Marino (62) and Griese (15).

TANNEHILL HAS THE DEEP BALL

QB Ryan Tannehill has seven games this season with a completion of at least 50 yards after he hit WR Jarvis Landry for a 71-yard gain to set up a Miami touchdown in the third quarter of the Week 14 game vs. Arizona.

The seven games with a 50-plus yard play are **tied for the most in the NFL this season and already a career high** for Tannehill. It tops his previous career high of three games set in 2013. Baltimore's Joe Flacco and Washington's Kirk Cousins also have seven games with a 50-plus yard completion during the 2016 season.

In the two games that **QB Matt Moore** has started, he too has **completed passes of 50-plus yards** in both contests, giving the Dolphins nine such games this season.

TANNEHILL BECOMES DOLPHINS RECORD-HOLDER

QB Ryan Tannehill has not only been an effective passer, but he has also showcased his mobility and running ability during his five-year NFL career. Tannehill is **the Dolphins' all-time career leader in rushing yards by a quarterback with 1,045 yards.** He surpassed Hall of Fame quarterback Bob Griese's 994 rushing yards in the Week 11 win at Los Angeles.

MOST CAREER RUSHING YARDS BY A DOLPHINS QB

RNK	PLAYER	YEARS	ATT	YDS	AVG	TD
1.	RYAN TANNEHILL	2012-16	216	1,065	4.9	6
2.	Bob Griese	1967-80	261	994	3.8	7
3.	Jay Fiedler	2000-04	201	834	4.1	11
4.	David Woodley	1980-83	173	771	4.5	9
5.	Chad Henne	2008-11	66	196	3.0	2

MOORE'S LAST 11 STARTS

QB Matt Moore was sixth in the NFL in quarterback rating (97.8) over the final nine games of the 2011 season, the last starts he made before he started the past two games in place of an injured **QB Ryan Tannehill.** Add in Moore's two starts this season and **he has completed 170-of-280 passes (60.7 pct.) for 2,260 yards, 18 touchdowns and seven interceptions in his past 11 career starts,** dating back to 2011. **That equates to a 97.3 passer rating.**

ONE OF THE AFC'S BEST 2ND-HALF PERFORMANCES

QB Matt Moore completed 11-of-16 passes (68.8 pct.) for 176 yards, two touchdowns and no interceptions in the second half and overtime of Miami's win at Buffalo last week. **The effort gave him a 144.8 passer rating, which was the fifth-best rating in the second half and overtime by an AFC quarterback this season** and the third-best second half performance of Moore's career.

The comeback victory was **the fourth fourth-quarter comeback of Moore's career** and the overtime possession to win the game was **Moore's sixth career game-winning drive.** Moore also led a game-winning drive in Week 14 vs. Arizona.

MOORE'S FIRST START IN FIVE YEARS

QB Matt Moore made his first start in five years in the Week 15 win at the N.Y. Jets and didn't show any rust, earning AFC Offensive Player of the Week honors. **He threw for a career-high four touchdowns, becoming the first Dolphins quarterback since Oct. 25, 2015 to throw four touchdowns in a game (QB Ryan Tannehill vs. Houston).** It was the most touchdown passes by a Dolphins QB against the N.Y. Jets since QB Dan Marino threw four on Nov. 27, 1994. **Moore also posted a 126.2 passer rating, the fourth-highest of his career** and the highest for a Dolphins QB against the N.Y. Jets since QB Chad Henne posted a 130.4 rating in a home win on Oct. 12, 2009.

STILLS RANKS NO. 2 IN NFL IN YARDS PER RECEPTION

WR Kenny Stills has been a big-play threat for the Dolphins this season, catching 38 passes for 685 yards (18.0 avg.) and eight touchdowns. **His 18.0 yards per reception average is second in the NFL** behind New England's Chris Hogan (19.2).

YARDS PER RECEPTION LEADERS (2016)

RNK	PLAYER	TEAM	REC	YDS	TD	AVG
1.	Chris Hogan	NE	34	653	4	19.2
2.	KENNY STILLS	MIA	38	685	8	18.0
3.	DeSean Jackson	WAS	54	971	4	18.0
4.	Julio Jones	ATL	76	1,313	5	17.3
5.	Marvin Jones	DET	50	854	4	17.1

BOOMER SOONER

WR Kenny Stills has caught a career-high eight touchdowns this season, which is tied for sixth in the NFL. Three of his touchdowns have been on 50-plus yard plays. According to NFL Network, **Stills is the first Dolphins player to have three touchdown catches of 50-plus yards in the same season since WR Mark Duper did in 1986.**



EFFICIENT OFFENSE

The Dolphins are second in the AFC in yards per play, averaging 5.90 yards per snap. They have gained 5,044 yards on 855 first-down plays and rank No. 7 in the NFL in the statistic. Miami is also No. 2 in the AFC in yards per play on first down, averaging 5.78 yards per first down snap.



DEFENSE NOTES

THE NFL'S BEST COMEBACK: CAMERON WAKE

Simply put, **DE Cameron Wake** is one of the best pass rushers to ever wear a Dolphins uniform. Despite having his 2015 season cut short by an Achilles injury in his seventh game, and being 34 years old, Wake is having arguably the most dominant season of his illustrious eight-year NFL career.

In 2016, **Wake is tied for second in the AFC and tied for fourth in the NFL with 11.5 sacks**. Since **Wake became a starter** for the Dolphins in Week 6, **he leads the NFL with 10.5 sacks and has helped Miami win nine of 10 games**.

Wake is tied for first in the AFC and tied for second in the NFL with five forced fumbles this season. He has nine forced fumbles since 2015, the most in the NFL during that span, despite playing just seven games last season.

Since joining the Dolphins in 2009, Wake has compiled four double-digit sack campaigns, seven consecutive seasons of seven-plus sacks and is **second in team history** in all-time career sacks.

Here is a look at the Dolphins' all-time career sack leaders:

DOLPHINS ALL-TIME CAREER SACK LEADERS

RNK	PLAYER	YEARS	SACKS
1.	Jason Taylor	1997-07, 09, 11	131.0
2.	CAMERON WAKE	2009-16	81.5
3.	Bill Stanfill	1969-76	69.5

Wake is also one of the best undrafted pass rushers in NFL history. With 81.5 career sacks, he is **tied for second in NFL history** (since sacks were recognized as an official statistic in 1982) for most career sacks by players who were undrafted:

NFL ALL-TIME CAREER SACK LEADERS (UNDRAFTED PLAYERS)

RNK	PLAYER	YEARS	SACKS
1.	John Randle	1990-2003	137.5
2.	CAMERON WAKE	2009-16	81.5
	James Harrison	2004-16	81.5
4.	Chris Clemons	2004-15	69.0

* Supplemental Draft picks not included

Wake's consistency has placed him among the NFL's elite pass rushers. Since he entered the league in 2009, there is only one player with more sacks than Wake:

NFL SACK LEADERS (2009-PRESENT)

RNK	PLAYER	TEAMS	SACKS
1.	DeMarcus Ware	Dal./Den.	85.0
2.	CAMERON WAKE	MIAMI	81.5
3.	Jared Allen	Min./Chi.	78.5

Wake reached the double-digit sack mark in the Week 15 win at the N.Y. Jets. It is the fourth season in Wake's career that he has reached double-digit sacks, and he is **one of three NFL players in the past decade to have 10-plus sacks at age 34 or older**, joining Julius Peppers (2015) and John Abraham (2012-13).

With his first career interception and a forced fumble in Week 15 at the N.Y. Jets, **Wake became the first Dolphins defensive lineman since DE Jason Taylor in 2006 to have an interception and forced fumble in the same game**.

SACKS BY SUH

DT Ndamukong Suh is third among all NFL defensive tackles in sacks since he entered the league in 2010.

With five sacks this season, Suh also is **tied for ninth in the NFL in sacks by a defensive tackle in 2016**.

Here is a look at how Suh's sacks stack up since he entered the league in 2010:

MOST SACKS BY NFL DEFENSIVE TACKLES (2010-PRESENT)

RNK	PLAYER	TEAMS	SACKS
1.	Geno Atkins	Cin.	51.5
2.	Calais Campbell	Arizona	48.0
3.	NDAMUKONG SUH	DET./MIA.	47.0
4.	Gerald McCoy	TB	42.5

STUFFS BY SUH

Not only is **DT Ndamukong Suh** a great interior pass rusher, but the Nebraska product also disrupts rushing plays behind the line of scrimmage. Since he entered the NFL as a first-round pick in 2010, **Suh is second among all interior defensive linemen with 48.5 stuffs**. A stuff is defined as any tackle of a ball carrier behind the line of scrimmage during a rushing attempt.

MOST STUFFS BY INTERIOR DEFENSIVE LINEMEN (2010-PRESENT)

RNK	PLAYER	TEAMS	STUFFS
1.	Calais Campbell	Arizona	52.5
2.	NDAMUKONG SUH	DET./MIA.	48.5
3.	Kyle Williams	Buf.	35.0
4.	Aaron Donald	StL/LA	34.0

SUH CONSISTENTLY MAKES STOPS

DT Ndamukong Suh topped 350 career tackles in the Week 12 win vs. San Francisco when he made three tackles, including a takedown of 49ers QB Colin Kaepernick at the 2-yard line on the final play of the game. **Since he entered the NFL in 2010, Suh is second among defensive tackles with 367 total tackles**.

Suh has already set a new career high and is **third among all interior defensive linemen in total tackles this season** with 68 (38 solo). He's **on pace to finish among the top five** in total tackles by an NFL interior defensive linemen for the **third consecutive season**.

MAXWELL AMONG LEAGUE LEADERS

CB Byron Maxwell is putting up one of the best statistical seasons by a cornerback in the NFL. He has totaled 53 tackles (43 solo), two interceptions, four forced fumbles and 15 passes defended.

His 15 passes defended are already a career high for the sixth-year pro and tied for 12th in the NFL. They are the most by a Dolphins player since 2008 (Andre Goodman).

The four forced fumbles are also a career high, tied for sixth in the NFL and **the most by a Dolphins defensive back in franchise history**. He has **more forced fumbles than any other cornerback in the NFL** and the most by an NFL cornerback since Charles Tillman had 10 in 2012.





DEFENSE NOTES

SUH AND WAKE SELECTED TO PRO BOWL

DT Ndamukong Suh and DE Cameron Wake were both selected to start for the AFC in the 2017 Pro Bowl. It is the fifth Pro Bowl selection for each of them and the Dolphins are one of just two NFL teams (Seattle) to have two defensive linemen selected for the Pro Bowl. This is the first time since 2002 (DT Tim Bowens and DE Jason Taylor) that the Dolphins have had two defensive linemen selected on the initial Pro Bowl roster in the same season and the fourth time overall (1983, 2000, 2002, 2016).



Suh is third among all interior defensive linemen this season with 68 total tackles (38 solo) and tied for ninth with five sacks. He's on pace to finish among the top five in total tackles by an interior defensive lineman for the third straight year.

Wake played just seven games last year prior to suffering a season-ending Achilles injury and has bounced back with one of the finest seasons of his career. Since he became a starter in Week 6, he leads the NFL with 10.5 sacks and has helped the Dolphins to a 9-1 record in those 10 games and their first playoff berth since 2008.

AN OPPORTUNISTIC DEFENSE

The Dolphins saw a streak of seven straight games with a takeaway snapped last week at Buffalo. It was the team's longest streak in a single season since 2013, when they forced a turnover in each of the team's first 15 games.

In the seven-game streak, the Dolphins forced 19 turnovers. It was the most turnovers in a seven-game span for the Dolphins since they forced 19 in seven games from Nov. 7 to Dec. 26, 2004.

Miami also forced four turnovers in back-to-back games, wins over Arizona in Week 14 and the N.Y. Jets in Week 15. The last time the Dolphins forced at least four turnovers in consecutive contests was Dec. 21 and Dec. 28, 2008, when they forced four turnovers at Kansas City and the N.Y. Jets, respectively.

The Dolphins forced three turnovers in the first quarter of the Week 14 win vs. Arizona, tying the team record for most turnovers forced in the first quarter of a game. The team also forced three turnovers in first quarter wins at Oakland in 1998 and vs. Kansas City in 1995. Miami's four turnovers forced in the first half of that game were the team's most in the first half since Sept. 3, 2000 vs. Seattle.

NOT ONE, NOT TWO, NOT THREE...

The Dolphins had four interceptions in the fourth quarter of the Week 10 win at San Diego. It tied the franchise record* for most turnovers forced in a quarter. The Dolphins also forced four turnovers in the second quarter vs. Seattle on Sept. 3, 2000 and in the fourth quarter vs. Buffalo on Oct. 26, 2008. It set the team record* for most interceptions in a quarter and is just the 11th time in the NFL (since 1991) that a team has recorded four-or-more interceptions in a quarter.

* Numbers only available from 1971 to present

DOLPHINS DEFENSE IS NFL'S BEST ON THIRD DOWN

The Dolphins defense is designed to be an attacking-style front that thrives on critical plays and so far, they have done just that. Miami's defense leads the NFL in third-down conversion percentage, holding the opposition to just a 34.8 percent success rate on third downs, five percentage points better than the league average of 39.8.

ALONSO'S BIG PLAYS LEAD TO WINS

LB Kiko Alonso had a performance to remember in Week 12 vs. San Francisco. He led the team with 12 tackles (four solo) and had one interception and one fumble recovery, in addition to assisting on a tackle of 49ers QB Colin Kaepernick 2 yards shy of the end zone on the game's final play. It was his third straight game with a turnover.

Alonso became the first Dolphins linebacker since at least 1993 and is one of just two NFL linebackers this season (Carolina LB Thomas Davis) to intercept a pass and recover a fumble in the same game.

The fumble recovery was his fourth of the season, tied for the most in the NFL in 2016 and most by a Dolphins player since DE Jason Taylor had four in 2001. Alonso needs just one more fumble recovery to tie the Dolphins all-time single-season record.

KIKO'S GAME-WINNING PICK-SIX

LB Kiko Alonso made the game-winning play in Week 10 at San Diego, picking off Chargers QB Philip Rivers and returning it for a 60-yard touchdown to give the Dolphins a 31-24 lead with 1:01 to play. The touchdown was the first of Alonso's career and was Miami's first defensive touchdown since DE Derrick Shelby had a 22-yard interception return for a score vs. Baltimore on Dec. 6, 2015. It is currently the longest interception return in the AFC this season.

Alonso's touchdown was the latest a Dolphins player had returned an interception for a touchdown to give Miami the lead since at least 1991. It was the latest any NFL player had given his team a lead since Atlanta's Robert Alford had a 59-yard interception return in overtime to defeat Washington on Oct. 11, 2015.

ALONSO AMONG AFC'S LEADING TACKLERS

Miami acquired LB Kiko Alonso in an offseason trade with the Philadelphia Eagles in 2016. Born to a Colombian mother and a Cuban father, Alonso speaks fluent Spanish and has already embraced Miami's Latin culture. He's also the Dolphins' starting middle linebacker and has 312 career tackles.

Alonso is eighth in the AFC and leads the team with 110 total tackles.

MOST TOTAL TACKLES IN THE AFC (2016)

RNK	PLAYER	TEAM	TOTAL	SOLO	ASST
1.	Zach Brown	Buffalo	138	93	45
2.	Christian Kirksey	Cleveland	132	83	49
3.	Zachary Orr	Baltimore	130	89	41
4.	Benardrick McKinney	Houston	128	78	50
5.	Paul Posluszny	Jacksonville	127	94	33
6.	Preston Brown	Buffalo	122	71	51
7.	Johnathan Cyprien	Jacksonville	120	92	28
8.	KIKO ALONSO	MIAMI	110	67	43
9.	Telvin Smith	Jacksonville	109	90	19
10.	Lawrence Timmons	Pittsburgh	108	73	35

LIPPETT LEADS TEAM IN INTERCEPTIONS

CB Tony Lippett was a wide receiver at Michigan State in 2014. Two years later, he's tied for eighth in the NFL with four interceptions this season. Lippett has two multi-interception games this season, and is the first Dolphins player to do that since CB Sam Madison had two multi-interception games in 1999.

The last time a Dolphins player had four-plus interceptions in his first or second NFL season was CB Vontae Davis, who had four interceptions during his rookie season in 2009.



SPECIAL TEAMS NOTES

THOMAS AND HULL LEAD NFL ON SPECIAL TEAMS

S Michael Thomas leads the NFL with 19 special teams tackles. Thomas is also tied for the NFL lead with the most special teams tackles (43) since 2014, his first full season in the league. Last year, Thomas was named a first-team All Pro on special teams by Pro Football Focus.

LB Mike Hull is third in the NFL with 17 special teams tackles.

AIKENS' BIG PLAYS

S Walt Aikens made game-changing plays in consecutive weeks to help the Dolphins defeat Arizona in Week 14 and the N.Y. Jets in Week 15. In the fourth quarter vs. Arizona, Aikens returned a blocked PAT all the way to the end zone for a 2-point defensive conversion. The play extended Miami's lead to eight and the Dolphins won the game with a field goal as time expired. It was the first 2-point defensive conversion in Dolphins history.

In the Week 15 win at the N.Y. Jets, Aikens blocked a punt early in the third quarter and returned it 11 yards for a touchdown to give the Dolphins a two-score lead that they would not relinquish. **It was Miami's first blocked punt return for a touchdown since 2012.**

KENYAN'S KICKOFF RETURNS

Drake is the first Dolphins player to have two 70-plus yard kickoff returns in the same season since WR Ted Ginn had 100- and 101-yard returns in 2009 (both vs. the N.Y. Jets on Nov. 1, 2009).

He returned one for a 96-yard touchdown to win the game in Week 9 vs. the N.Y. Jets and also had a 78-yard kickoff return in Week 12 vs. San Francisco.

Noting Drake's kickoff return to beat the Jets:

- The 96-yard return was **tied for the sixth longest** in team history.
- It was **Miami's first kickoff return for a touchdown since Nov. 15, 2012** at Buffalo when RB Marcus Thigpen also had a 96-yard kickoff return for a touchdown.
- The 96 yards marked **the second-longest kickoff return by a rookie in Dolphins history** (Mercury Morris, 105 yards, at Cincinnati, Sept. 14, 1969).
- It is the **fifth time in Dolphins history that the team has returned a kickoff and punt return for a touchdown in the same season** (2012, 1989, 1981 and 1970).
- According to Elias Sports Bureau, it was **the latest game-winning kickoff return for a touchdown since 2003**, when Kansas City's Dante Hall had a 97-yard kickoff return to give the Chiefs a 17-10 lead with 5:08 left at Baltimore.
- It marks just **the second time in team history and fourth in NFL history (since the merger in 1970) that a team has returned a kickoff and punt for a touchdown in the same season by two different rookies.** Tommy Vigorito (punt return) and Fulton Walker (kickoff return) accomplished the feat for the Dolphins in 1981. The others were Philadelphia in 2008 (DeSean Jackson and Quintin Demps) and Buffalo in 1973 (Bill Cahill and Wallace Francis).

MIGHTY MOUSE

WR Jakeem Grant scored his first NFL touchdown in Week 5, when he took a punt return 74 yards to tie the game in the second quarter vs. Tennessee. It was the seventh-longest punt return in team history and the fourth-longest punt return by a rookie. He is one of just three AFC players (Houston WR Will Fuller and Kansas City WR Tyreek Hill) to return a punt for a touchdown this season.

PUNTING IT AWAY FROM LANDRY AND GRANT

The threat of **WR Jarvis Landry** or **WR Jakeem Grant** breaking a long punt return has caused opponents to try and alter their punting strategy against them. With hangtime and direction more important than distance, **opposing punters have the lowest gross punting average in the NFL when playing the Dolphins.** Miami's opponents are averaging just 41.5 yards per punt, well below the 45.3 league average.

KICKOFF (RETURN) STRATEGY

It isn't just new touchback rules (a touchback now brings the ball out to the 25-yard line) that may challenge opponent's kickoff strategies, but also rookie kickoff returners **Kenyan Drake** and **Jakeem Grant**. Neither Drake or Grant have enough kickoff returns to qualify for the league leaders (min: 17), but **Drake's 31.3 avg. would be second in the NFL and Grant's 23.3 avg. would be seventh.**

FRANKS WINS GAME AT BUFFALO

K Andrew Franks has been clutch for the Dolphins down the stretch. The second-year kicker **drilled a career-long 55-yard field goal last week at Buffalo with 6 seconds remaining to send the game to overtime.** He followed it up with a 27-yard game-winner in overtime to seal the victory.

The game-winning kick was Franks' second in the past three weeks. In Week 14 vs. Arizona, he booted a 21-yard field goal in driving rain as time expired to give Miami the 26-23 victory. **The two game-winners were the first two of Franks' career.**

DARR AMONG THE LEAGUE'S BEST

P Matt Darr is having a stellar sophomore campaign. The second-year punter from Tennessee ranks in the top 10 of the league in several key statistics. **He is fifth in net yards (3,385), fifth in gross yards (3,785) and tied for seventh in punts inside the 20 (29).**

THE DENNEY STREAK

When **LS John Denney** took the field in Week 1 at Seattle, it marked the **37-year old's 12th NFL season.** Denney has been Miami's long snapper for every game dating back to 2005 - **a consecutive games streak that spans 191 contests.** That streak is the **longest in Dolphins history** and is tied for the fourth longest among all active NFL players.

Denney is also **fourth in team history with 191 games played.** He moved past former Dolphins WR Nat Moore for sole possession of fourth place in Week 9 vs. the N.Y. Jets.

MOST CONSECUTIVE GAMES PLAYED IN DOLPHINS HISTORY

RNK	PLAYER	CONS. GP	STREAK
1.	JOHN DENNEY	191*	1ST (2005) - 15TH (2016)
2.	Jason Taylor	130	15th (1999) - 16th (2007)
3.	Jim Langer	128	10th (1970) - 9th (1979)

* active streak

MOST CONSECUTIVE GAMES PLAYED, ACTIVE NFL LEADERS

RNK	PLAYER	TEAM	POS	CONS. GP
1.	Shane Lechler	Oak./Hou.	P	237
2.	Jason Witten	Dallas	TE	218
3.	Eli Manning	N.Y. Giants	QB	198
4.	JOHN DENNEY	MIAMI	LS	191
	Donnie Jones	Mia./STL/Hou./Phi.	P	191



WHAT TO LOOK FOR...

RB JAY AJAYI...

- Has 1,213 rushing yards in 2016. Needs 46 rushing yards to move into third in single-season rushing performances in team history and 160 rushing yards to move into second in team history.

LB KIKO ALONSO...

- Has four fumble recoveries this season. Needs one fumble recovery to tie the single-season franchise record of five.

LS JOHN DENNEY...

- Will extend his consecutive games played streak, which currently stands at a franchise-record 191, having played in every game in his 12-year career.

WR JARVIS LANDRY...

- Has 279 receptions, the second-most by any NFL player during the first three seasons of their career. Is four receptions behind N.Y. Giants WR Odell Beckham (283), who is also in his third NFL season.
- Has 1,060 receiving yards in 2016. Needs 26 receiving yards to move into the top 10 single-season receiving performances in team history and needs 155 receiving yards to move into the top 5 in team history.
- Has 2,975 receiving yards. Needs 25 to reach 3,000 in his career.

CB BYRON MAXWELL...

- Has a career-best 15 passes defended this season and can extend his career high.
- Has 53 tackles this season. Needs 12 tackles to reach 65 and set a new career high.
- Has four forced fumbles this season, which is currently the most in franchise history for a defensive back. Needs one more to move into a tie for fourth among any defensive player in team history.

WR DeVANTE PARKER...

- Has seven receiving touchdowns. Needs three to reach 10 in his career.

WR KENNY STILLS...

- Has eight receiving touchdowns this season and can extend his career high.
- Has 19 receiving touchdowns. Needs one receiving touchdown to reach 20 in his career.

TE DION SIMS...

- Has 256 receiving yards this season. Needs 29 receiving yards to reach 285 and set a new career high.

DT NDAMUKONG SUH...

- Has 47.0 career sacks. Needs three sacks to reach 50 in his career.
- Has a career-best 68 total tackles this season and can extend his career high.

DE CAMERON WAKE...

- Has recorded 81.5 sacks in his Dolphins career, the most sacks by a Dolphins player in their first eight seasons on the team and can extend his record. Needs 0.5 sacks to move into second place in NFL history for most sacks by an undrafted player, surpassing Pittsburgh Steelers linebacker James Harrison (81.5).
- Has recorded five games with three-plus sacks in his career. Needs one game with three-or-more sacks to move into a tie for first place for the most games with three-plus sacks in franchise history, joining DE/LB Jason Taylor (six games).

DE MARIO WILLIAMS...

- Has 399 total tackles. Needs one tackle to reach 400 in his career.
- Has 97 sacks. Needs three sacks to reach 100 in his career.





THE DOLPHINS VS. THE PATRIOTS

A DOLPHINS WIN WOULD...

- Move the Dolphins into the fifth seed in the AFC playoffs if Kansas City loses at San Diego.
- Give Miami a 5-1 record in the AFC East, the team's best mark since the NFL went to four-team divisions in 2002.
- Be the 11th victory of the season for the Dolphins, their first 11-win season since 2008 and the 14th season in team history with at least 11 regular season wins.
- Mark 10 wins in Miami's last 11 games, the Dolphins' best 11-game stretch since they won 16 straight regular season games in 1983-84.
- Give the Dolphins a 7-1 home record, the team's best home mark since 2002.

SERIES HISTORY

REGULAR SEASON (MIAMI 52-47)
POSTSEASON (NEW ENGLAND 2-1)

DATE	GAME	DATE	GAME
11/27/1966	Boston 20, at Miami 14	12/27/1992	Miami 16, at New England 13 (ot)
10/15/1967	at Boston 41, Miami 10	11/21/1993	at Miami 17, New England 13
12/17/1967	at Miami 41, Boston 32	1/2/1994	at New England 33, Miami 27 (ot)
11/24/1968	Miami 34, at Boston 10	9/4/1994	at Miami 39, New England 35
12/8/1968	at Miami 38, Boston 7	10/30/1994	Miami 23, at New England 3
11/9/1969	Miami 17, at Boston 16	9/10/1995	Miami 20, at New England 3
11/30/1969	Boston 38, at Miami 23 (at Tampa)	11/12/1995	New England 34, at Miami 17
9/20/1970	at Boston 27, Miami 14	9/1/1996	at Miami 24, New England 10
12/6/1970	at Miami 37, Boston 20	11/3/1996	at New England 42, Miami 23
10/17/1971	at Miami 41, New England 3	11/23/1997	at New England 27, Miami 24
12/5/1971	at New England 34, Miami 13	12/22/1997	New England 14, at Miami 12
11/12/1972	at Miami 52, New England 0	12/28/1997	*at New England 17, Miami 3
12/3/1972	Miami 37, at New England 21	10/25/1998	at Miami 12, New England 9 (ot)
9/30/1973	at Miami 44, New England 23	11/23/1998	at New England 26, Miami 23
10/28/1973	Miami 30, at New England 14	10/17/1999	Miami 31, at New England 30
9/15/1974	at New England 34, Miami 24	11/21/1999	at Miami 27, New England 17
12/15/1974	at Miami 34, New England 27	9/24/2000	at Miami 10, New England 3
9/28/1975	Miami 22, at New England 14	12/24/2000	Miami 27, at New England 24
12/1/1975	at Miami 20, New England 7	10/7/2001	at Miami 30, New England 10
9/19/1976	at New England 30, Miami 14	12/22/2001	at New England 20, Miami 13
10/31/1976	at Miami 10, New England 3	10/6/2002	at Miami 26, New England 13
11/13/1977	at Miami 17, New England 5	12/29/2002	at New England 27, Miami 24 (ot)
12/11/1977	at New England 14, Miami 10	10/19/2003	New England 19, at Miami 13 (ot)
10/22/1978	at New England 33, Miami 24	12/7/2003	at New England 12, Miami 0
12/18/1978	at Miami 23, New England 3	10/10/2004	at New England 24, Miami 10
10/21/1979	at New England 28, Miami 13	12/20/2004	at Miami 29, New England 28
11/29/1979	at Miami 39, New England 24	11/13/2005	New England 23, at Miami 16
10/12/1980	at New England 34, Miami 0	1/1/2006	Miami 28, at New England 26
12/8/1980	at Miami 16, New England 13 (ot)	10/8/2006	at New England 20, Miami 10
11/8/1981	Miami 30, at New England 27 (ot)	12/10/2006	at Miami 21, New England 0
12/6/1981	at Miami 24, New England 14	10/21/2007	New England 49, at Miami 28
12/12/1982	at New England 3, Miami 0	12/23/2007	at New England 28, Miami 7
1/8/1983	*at Miami 28, New England 13	9/21/2008	Miami 38, at New England 13
9/11/1983	at Miami 34, New England 24	11/23/2008	New England 48, at Miami 28
11/13/1983	at New England 17, Miami 6	11/8/2009	at New England 27, Miami 17
9/9/1984	at Miami 28, New England 7	12/6/2009	at Miami 22, New England 21
10/21/1984	Miami 44, at New England 24	10/4/2010	New England 41, at Miami 14
11/3/1985	at New England 17, Miami 13	1/2/2011	at New England 38, Miami 7
12/16/1985	at Miami 30, New England 27	9/12/2011	New England 38, at Miami 24
1/12/1986	**New England 31, at Miami 14	12/24/2011	at New England 27, Miami 24
10/5/1986	at New England 34, Miami 7	12/2/2012	New England 23, at Miami 16
12/22/1986	New England 34, at Miami 27	12/30/2012	at New England 28, Miami 0
9/13/1987	at New England 28, Miami 21	10/27/2013	at New England 27, Miami 17
12/28/1987	at New England 24, at Miami 10	12/15/2013	at Miami 24, New England 20
11/6/1988	at New England 21, Miami 10	9/7/2014	at Miami 33, New England 20
11/20/1988	New England 6, at Miami 3	12/14/2014	at New England 41, Miami 13
9/17/1989	Miami 24, at New England 10	10/29/2015	at New England 36, Miami 7
12/10/1989	at Miami 31, New England 10	1/3/2016	at Miami 20, New England 10
9/9/1990	Miami 27, at New England 24	9/18/2016	at New England 31, Miami 24
10/18/1990	at Miami 17, New England 10		
10/6/1991	Miami 20, at New England 10		
11/10/1991	at Miami 30, New England 20		
10/18/92^	at Miami 38, New England 17		

* - AFC Wild Card playoff game

** - AFC Divisional game

*** - AFC Championship game

CONNECTIONS

PRO CONNECTIONS

- Dolphins Executive VP of Football Operations **Mike Tannenbaum** was a player personnel assistant for the Browns (1995), while Patriots Head Coach **Bill Belichick** served in the same position for Cleveland. Tannenbaum later joined the Jets' personnel department (1997-2012) at the same time Belichick was the asst. head coach/secondary coach (1997-99).
- Dolphins Executive VP of Football Operations **Mike Tannenbaum** served as the Jets' executive vice president and general manager (2006-12), while Patriots Tight Ends Coach **Brian Daboll** was the quarterbacks coach (2007-08).
- Dolphins General Manager **Chris Grier** began his NFL career as an intern for the Patriots in 1994 and later served as a regional scout from 1995-1999. Grier is a native of Holliston, Mass. and attended the University of Massachusetts-Amherst, where he played football his first two years and later served as an ungraduated assistant.
- Dolphins Head Coach **Adam Gase** was the Bronco's wide receivers coach (2009-10) during the same time Patriots Offensive Coordinator/Quarterbacks Coach **Josh McDaniels** served as Denver's head coach. Also, Dolphins Offensive Quality Control Coach **Chris Kuper** played guard on the Broncos' offensive line during this time.
- Dolphins Wide Receivers Coach **Shawn Jefferson** played receiver for New England from 1996-99.
- Patriots Tight Ends Coach **Brian Daboll** spent one season as Miami's offensive coordinator (2011).
- Dolphins **LB Trevor Reilly** spent part of the 2016 season on New England's practice squad.
- Patriots **LB Jonathan Freeny** was originally signed by the Dolphins as an undrafted college free agent, playing three seasons in Miami (2012-14).
- Patriots **WR Chris Hogan** spent time on Miami's practice squad during the 2011 and 2012 seasons.
- Patriots **DE Rob Ninkovich** played for two seasons (2007-08) in Miami.

COLLEGE CONNECTIONS

- Dolphins Head Coach **Adam Gase** was an undergraduate assistant for Michigan State at the same time Patriots Offensive Coordinator/Quarterbacks Coach **Josh McDaniels** (1999) and Tight Ends Coach **Brian Daboll** (1998-99) were graduate assistants for the Spartans.
- In 1990, Dolphins Defensive Backs Coach **Lou Anarumo** was a graduate assistant at Syracuse, while Patriots Running Backs coach **Ivan Fears** coached the receivers.
- Patriots Head Athletic Trainer **Jim Whalen** was an assistant athletic trainer at Miami (Fla.) for three seasons (1994-96) and earned his master's in sports medicine from Miami in 1996. Additionally, Patriots Asst. Athletic Trainer & Director of Rehabilitation **Joe Van Allen** earned a master's of science in physical therapy from Miami (Fla.).
- Dolphins **RB Kenyan Drake** and Patriots **CB Cyrus Jones** were both members of Alabama's 2016 College Football Playoff National Championship team.
- Dolphins **DT Earl Mitchell** (2006-09) and Patriots **TE Rob Gronkowski** (2007-09) were teammates at Arizona.
- Dolphins **WR Jarvis Landry** (2011-13) played with Patriots **LB Barkevious Mingo** (2009-12) at LSU. Also, Dolphins Quarterbacks Coach **Bo Hardegree** served as a defensive coaching intern (2011) and offensive coaching intern (2012-13) for the Tigers.
- Dolphins **LB Spencer Paysinger** (2007-10) and Patriots **RB LeGarrette Blount** (2009) and **S Patrick Chung** (2005-08) were all teammates at Oregon.
- Dolphins **S Michael Thomas** (2008-11) played with Patriots **OL Cameron Fleming** (2010-13) and **DB Jordan Richards** (2011-14) at Stanford.
- Dolphins **P Matt Darr** and Patriots **DB Justin Coleman** were teammates at Tennessee for three seasons (2011-14).
- Dolphins **T Branden Albert** (2005-06) and Patriots **DE Chris Long** (2004-07) were teammates at Virginia.
- Dolphins **DT Jordan Phillips** (2012-14) and Patriots **DE Geneo Grissom** (2011-14) played together on Oklahoma's defensive line.

HIGH SCHOOL/HOMETOWN CONNECTIONS

- Dolphins Executive Vice President of Football Operations **Mike Tannenbaum** is a native of Needham, Mass. and attended the University of Massachusetts-Amherst.
- Dolphins Linebackers Coach **Matt Burke** is from Hudson, Mass.
- Several Patriots players are from Florida: **QB Jacoby Brissett** (West Palm Beach), **LB Jonathan Freeny** (Coconut Creek), **LB Barkevious Mingo** (Belle Glade), **DL Jabal Sheard** (Hollywood) and **RB James White** (Ft. Lauderdale).



THE DOLPHINS VS. THE PATRIOTS

SERIES FACTS (TEAM)

MIAMI'S LARGEST MARGIN OF VICTORY:

52 (at Miami 52, New England 0, 11/12/72)

NEW ENGLAND'S LARGEST MARGIN OF VICTORY:

34 (at New England 34, Miami 0, 10/12/80)

CURRENT SERIES STREAK:

New England 1 (9/18/16)

MIAMI'S LARGEST WIN STREAK:

9 (9/17/89 - 11/21/93)

NEW ENGLAND'S LARGEST WIN STREAK:

7 (Twice, most recent: 10/4/10 - 10/27/13)

MOST POINTS BY MIAMI:

52 (at Miami 52, New England 0, 11/12/72)

MOST POINTS BY NEW ENGLAND:

49 (New England 49, at Miami 28, 10/21/07)

MOST POINTS, BOTH TEAMS:

77 (New England 49, at Miami 28, 10/21/07)

FEWEST POINTS BY MIAMI:

0 (Four times, most recent: at New England 28, Miami 0, 12/30/12)

FEWEST POINTS BY NEW ENGLAND:

0 (Twice, most recent: at Miami 21, New England 0)

FEWEST POINTS, BOTH TEAMS:

3 (at New England 3, Miami 0, 12/12/82)

SERIES SUPERLATIVES

DOLPHINS

RUSHING YARDS:

197, Mercury Morris, at Miami, 9/30/73

PASSING YARDS:

473, Dan Marino, at Miami, 9/4/94

RECEPTIONS:

12, Jim Jensen, at New England, 11/6/88

RECEIVING YARDS:

211, Irving Fryar, at Miami, 9/4/94

PATRIOTS

RUSHING YARDS:

164, Jim Nance, at Miami, 12/17/67

PASSING YARDS:

517, Tom Brady, at Miami, 9/12/11

RECEPTIONS:

13, Julian Edelman, at Miami, 12/15/13

RECEIVING YARDS:

182, Stanley Morgan, at New England, 11/8/81

DOLPHINS PLAYERS VS. THE PATRIOTS

PLAYER	GP	RECORD	PASSING				
			A-C-I	YDS	PCT	TD	RTG
Ryan Tannehill	9	3-6	349-212-10	2486	60.7	12	81.9
Matt Moore	2	0-2	62-31-1	478	50.0	4	90.7
T.J. Yates	2	0-0	6-3-0	19	50.0	0	56.9
TOTALS	13	3-8	417-246-11	2983	59.0	16	82.8

PLAYER	GP	ATT	RUSHING				
			YDS	AVG	LG	TD	
Ryan Tannehill	9	26	108	4.2	19	1	
Jay Ajayi	2	12	16	1.3	8	0	
Kenyan Drake	1	2	12	6.0	7t	1	
Damien Williams	4	3	11	3.7	8	0	
Jarvis Landry	5	2	6	3.0	5	0	
T.J. Yates	2	1	1	1.0	1t	1	
Matt Moore	2	3	-8	-2.7	0	0	
TOTALS	25	49	146	3.0	19	3	

PLAYER	GP	NO	YDS	AVG	LG	TD	
Jarvis Landry	5	30	377	12.6	33	0	
DeVante Parker	3	13	212	16.3	46	1	
Kenny Stills	4	9	172	19.1	34t	2	
Dion Sims	7	8	86	10.8	22	0	
Damien Williams	4	5	47	9.4	22	0	
Jay Ajayi	2	4	31	7.8	11	0	
MarQueis Gray	5	4	28	7.0	10	0	
Kenyan Drake	1	2	6	3.0	4	0	
TOTALS	31	75	959	12.8	46	3	

PLAYER	GP	KOR	YDS	AVG	LG	TD	
Jarvis Landry	5	5	150	30.0	50	0	
Damien Williams	4	1	19	19.0	19	0	
Kenyan Drake	1	1	15	15.0	15	0	
TOTALS	10	7	184	26.3	50	0	

PLAYER	GP	PR	YDS	AVG	LG	TD	
Jarvis Landry	5	11	108	9.8	32	0	
TOTALS	5	11	108	9.8	32	0	

PLAYER	GP	FGM	FGA	LG	XP	XPA	KO	TB
Andrew Franks	3	3	5	38	6	6	11	10
Matt Darr	3	0	0	-	0	0	1	0
TOTALS	6	3	5	38	6	6	12	10

PLAYER	GP	NO	YDS	AVG	LG	TB	I20	NET
Matt Darr	3	15	791	52.7	70	3	3	42.2
TOTALS	3	15	791	52.7	70	3	3	42.2



THE DOLPHINS VS. THE PATRIOTS



WR Jarvis Landry caught 10 passes for 135 yards (13.5 avg.) in a Week 2 meeting at New England on Sept. 18, 2016.

DOLPHINS PLAYERS VS. THE PATRIOTS

	DEFENSE							
PLAYER	GP	SOLO	ASST	SK	INT	PD	FF	FR
Cameron Wake	14	25	8	9.5	0	1	2	0
Mario Williams	11	20	6	4.0	0	1	0	0
Kiko Alonso	4	17	20	0.0	0	0	1	2
Ndamukong Suh	5	13	13	1.5	0	0	0	0
Jelani Jenkins	5	12	6	0.0	0	1	0	0
Michael Thomas	5	11	5	1.0	1	3	1	0
Donald Butler	12	10	9	0.0	0	0	0	0
Bacarri Rambo	3	9	3	0.0	0	0	0	0
Isa Abdul-Quddus	3	8	4	0.0	0	0	0	0
Walt Aikens	5	6	2	0.0	0	0	0	0
Earl Mitchell	5	5	9	0.0	0	1	1	0
Neville Hewitt	3	5	2	0.0	0	1	0	0
Jason Jones	4	3	4	3.0	0	0	0	0
Jordan Phillips	3	3	3	0.0	0	0	0	0
Byron Maxwell	3	3	5	0.0	1	1	1	0
Bobby McCain	3	3	2	0.0	0	0	1	0
Terrence Fede	4	2	4	0.0	0	0	0	0
Xavien Howard	1	2	3	0.0	0	1	0	0
Tony Lippett	3	2	0	0.0	0	1	0	0
Spencer Paysinger	4	1	0	0.0	0	0	0	1
Andre Branch	1	0	1	0.0	0	0	0	0
TOTALS	101	160	109	19.0	2	11	7	3

HOW THEY COMPARE

PATRIOTS		CATEGORY	DOLPHINS	
STAT	RNK		RNK	STAT
385.6	5	Total Offense	22	336.3
268.8	4	Passing Offense	26	219.7
116.8	8	Rushing Offense	9	116.6
27.1	4	Scoring Offense	16	23.3
24	5t	Sacks Allowed	11t	30
45.1	4	Third Down Offense	29	35.2
62.5	8	Red Zone Offense	15	55.6
329.5	8	Total Defense	30	381.7
240.1	14	Passing Defense	13	239.9
89.5	3	Rushing Defense	30	141.8
15.7	1	Scoring Defense	14	23.0
34	12t	Sacks	15	33
35.6	4	Third Down Defense	1	34.8
52.4	11t	Red Zone Defense	18	55.3
21	14t	Takeaways	6t	25
11	2t	Giveaways	17t	21

STATISTICAL LEADERS

CATEGORY	PATRIOTS		DOLPHINS	
	PLAYER	STAT	PLAYER	STAT
Completion Pct.	T. Brady	66.7	R. Tannehill	67.1
Passing Yards	T. Brady	3,278	R. Tannehill	2,995
Passer Rating	T. Brady	110.7	R. Tannehill	93.5
Rushing Yards	L. Blount	1,110	J. Ajayi	1,213
Yards Per Carry	D. Lewis	4.4	J. Ajayi	5.0
Rushing TDs	L. Blount	17	J. Ajayi	8
Receptions	J. Edelman	90	J. Landry	85
Receiving Yards	J. Edelman	955	J. Landry	1,060
Receiving TDs	M. Bennett	6	K. Stills	8
Tackles	L. Ryan	85	K. Alonso	110
Sacks	T. Flowers	7.0	C. Wake	11.5
Interceptions	M. Butler	4	T. Lippett	4
Forced Fumbles	14 tied	1	C. Wake	5
Special Tms Tcks	N. Ebner	18	M. Thomas	19



THE LAST MEETING

2016 – WEEK 2

SEPT. 18, 2016 | FOXBOROUGH, MASS.
GILLETTE STADIUM
ATTENDANCE: 66,829 | TV: CBS

SCORING SUMMARY

MIAMI 24**NEW ENGLAND 31**

	1	2	3	4	F
Miami	0	3	7	14	24
New England	14	10	7	0	31

The Dolphins almost pulled off a remarkable comeback, but came up just short at Gillette Stadium.

The New England Patriots scored touchdowns on their first three possessions before quarterback Jimmy Garoppolo left the game with an injury, built a 24-0 lead and held on for a 31-24 victory.

Tannehill threw two touchdown passes, to wide receiver Kenny Stills and tight end Jordan Cameron, and rookie Kenyan Drake scored his first NFL touchdown on a 7-yard run as the Dolphins outscored New England 21-7 in the second half. The Dolphins also got a 27-yard field goal from Andrew Franks on the last play of the first half.

New England almost put the game away by getting four first downs and setting up for a 39-yard field goal attempt, but Stephen Gostkowski was wide right.

The Dolphins had one final chance after getting the ball at their own 29-yard line with 1:04 left but no timeouts.

The Dolphins got the ball to the New England 29 thanks to a 20-yard completion from Tannehill to DeVante Parker and a 17-yard scramble by Tannehill, but the comeback attempt ended when Duron Harmon recorded an interception in the end zone on fourth-and-5 on a pass intended for Parker.

Before leaving the game with a shoulder injury in the second quarter, Garoppolo threw three touchdown passes, two to wide receiver Danny Amendola and one to tight end Martellus Bennett.

The Dolphins committed two turnovers in the first half — one interception and a fumble by wide receiver Jarvis Landry — and also had a drive end when center Anthony Steen snapped the ball before Tannehill was ready on a third-and-6.

Running back Jay Ajayi, back in the lineup after being inactive in the opener, lost a fumble on the Dolphins' first drive of the second half and New England followed with a 68-yard touchdown drive to make it 31-3.

But the Dolphins began their comeback attempt after that, scoring their touchdowns on drives of 75, 88 and 75 yards.

SCORING DRIVES

TEAM	QTR	TIME	PLAY (EXTRA POINT) (DRIVE INFO)	MIA	NE
Patriots	1	10:53	D.Amendola 12 yd. pass from J.Garoppolo (S.Gostkowski kick) (8-75, 4:07)	0	7
Patriots	1	6:22	M.Bennett 20 yd. pass from J.Garoppolo (S.Gostkowski kick) (7-75, 3:10)	0	14
Patriots	2	13:10	D.Amendola 10 yd. pass from J.Garoppolo (S.Gostkowski kick) (12-76, 6:21)	0	21
Patriots	2	2:48	S.Gostkowski 34 yd. Field Goal (9-36, 3:01)	0	24
Dolphins	2	0:00	A.Franks 27 yd. Field Goal (9-77, 0:58)	3	24
Patriots	3	8:44	L.Blount 9 yd. run (S.Gostkowski kick) (5-68, 2:51)	3	31
Dolphins	3	5:45	K.Stills 24 yd. pass from R.Tannehill (A.Franks kick) (7-75, 2:59)	10	31
Dolphins	4	14:51	J.Cameron 12 yd. pass from R.Tannehill (A.Franks kick) (5-88, 2:13)	17	31
Dolphins	4	6:06	K.Drake 7 yd. run (A.Franks kick) (9-74, 4:43)	24	31

GAME STATISTICS

RUSHING (Att-Yds-TD):

Miami: R. Tannehill 6-35, J. Ajayi 5-14, K. Drake 2-12, A. Foster 3-9.
New England: L. Blount 29-123-1, J. White 4-19, J. Brissett 4-12, D. Foster 1-7.

PASSING (A-C-Y-TD-I):

Miami: R. Tannehill 45-32-387-2-2.
New England: J. Garoppolo 26-18-232-3-0, J. Brissett 9-6-92-0-0.

RECEIVING (Rec-Yds-TD):

Miami: J. Landry 10-135, D. Parker 8-106, J. Cameron 5-49-1, J. Ajayi 4-31, K. Stills 2-39-1, K. Drake 2-6, D. Sims 1-21.
New England: J. Edelman 7-76, M. Bennett 5-114-1, C. Hogan, 4-59, D. Amendola 4-48-2, J. White 2-10, M. Mitchell 1-15, D. Foster 1-2.

SACKS (Sk-Yds):

Miami: M. Thomas 1-14, J. Jones 1-8.
New England: None.

INTERCEPTIONS (Int-Yds):

Miami: None.
New England: J. Collins 1-13, D. Harmon 1-0.

FORCED FUMBLES:

Miami: B. Maxwell 1, B. McCain 1, M. Thomas 1.
New England: J. Freeny 1, L. Ryan 1.

FUMBLE RECOVERIES (No-Yds):

Miami: K. Alonso 1-0.
New England: T. Flowers 1-0, C. Long 1-0.

TEAM STATS

	MIA	NE
First Downs	23	29
Rushing	2	11
Passing	19	15
Penalty	2	3
3rd-Down Efficiency	5 for 10	7 for 14
4th-Down Efficiency	0 for 1	0 for 0
Total Net Yards	457	463
Total Net Plays	61	75
Average Gain	7.5	6.2
Net Yards Rushing	70	161
Rushes	16	38
Yards per Rush	4.4	4.2
Net Yards Passing	387	302
Completed - Attempted	32-45	24-35
Yards per Pass Play	8.6	8.2
Sacked - Yards Lost	0-0	2-22
Had Intercepted	2	0
Punts - Average	4-199-49.8	4-128-32.0
Return Yardage	15	64
Punts - Return Yards	0-0	3-33
Kickoffs - Return Yards	1-15	1-18
Interceptions - Return Yards	0-0	2-13
Penalties - Yards	5-49	7-65
Fumbles - Lost	3-2	3-1
Red-Zone Efficiency	2 for 3	3 for 4
Goal-to-Go Efficiency	0 for 1	1 for 1
Time of Possession	23:14	36:46



HARD ROCK STADIUM MODERNIZATION



Hard Rock Stadium is South Florida's home to the Miami Dolphins, University of Miami Hurricanes, Orange Bowl, international soccer, concerts and other world-class events. A truly global entertainment destination, this multi-purpose, open-air complex is in the midst of a multi-year, \$500 million renovation to enhance the fan experience. The modernization is being privately funded by Stephen Ross.

NEW SEATING PRODUCTS

Hard Rock Stadium's modernization included doubling unique seating experiences from 8 to 16. Some of the newest seating products include:

The 72 Club: The 598 seats in the 72 Club take the premium seating experience to another level. It's the most luxurious seating experience in all of South Florida sports and entertainment. Seats are double-padded, have 11 inches more legroom and are located at midfield. At any point in-game, guests are able to walk on the field on their way to a private club designed by the Rockwell Group.



Living Room Boxes: Hard Rock Stadium created four-person private Living Room Boxes. Located on the 35-yard line and within the Atos Club presented by EMC and Ford Field Clubs in the end zones, Living Room Boxes are the biggest, most comfortable seats in the stadium. These boxes give guests the ability to watch replays and highlights on their own private screens.


Hyundai Club: The Hyundai Club is a club located between the 30-yard lines on the north side that offers wider, padded seats. The club is designed by the Rockwell Group.



Corner Terraces: The 100 level Corner Terraces provide a unique social experience where guests can watch the game from a high-top table and comfortable swivel chairs. Corner Terraces provide guests the enjoyment of sitting with family or friends without being confined to a row of seats.



The NINE: The NINE are nine open-air suites between the 30-yard lines that connect to a private club designed by the Rockwell Group. The NINE offers the best view of the field with the convenience of a private club.





HARD ROCK STADIUM MODERNIZATION

PHASE II

For the 2016 season, a state-of-the-art canopy was installed that will keep as many as 92 percent of the spectators in the shade and protected from the rain along with four giant high-definition video boards.

VIDEO BOARDS

- Four 1,472-inch screens in each corner of the stadium for a total of 22,400 sq. ft. – the largest in the AFC East (compared to 12,000 total square footage in old stadium).
- A total of 18 million LEDs will showcase game day on the boards.
- High-definition picture positioned for easy sightlines for every fan.

MIAMI DOLPHINS
TOTAL: 22,400 SQ. FT.



NEW YORK JETS
TOTAL: 14,160 SQ. FT.



BUFFALO BILLS
TOTAL: 12,253 SQ. FT.



NEW ENGLAND PATRIOTS
TOTAL: 11,306 SQ. FT.

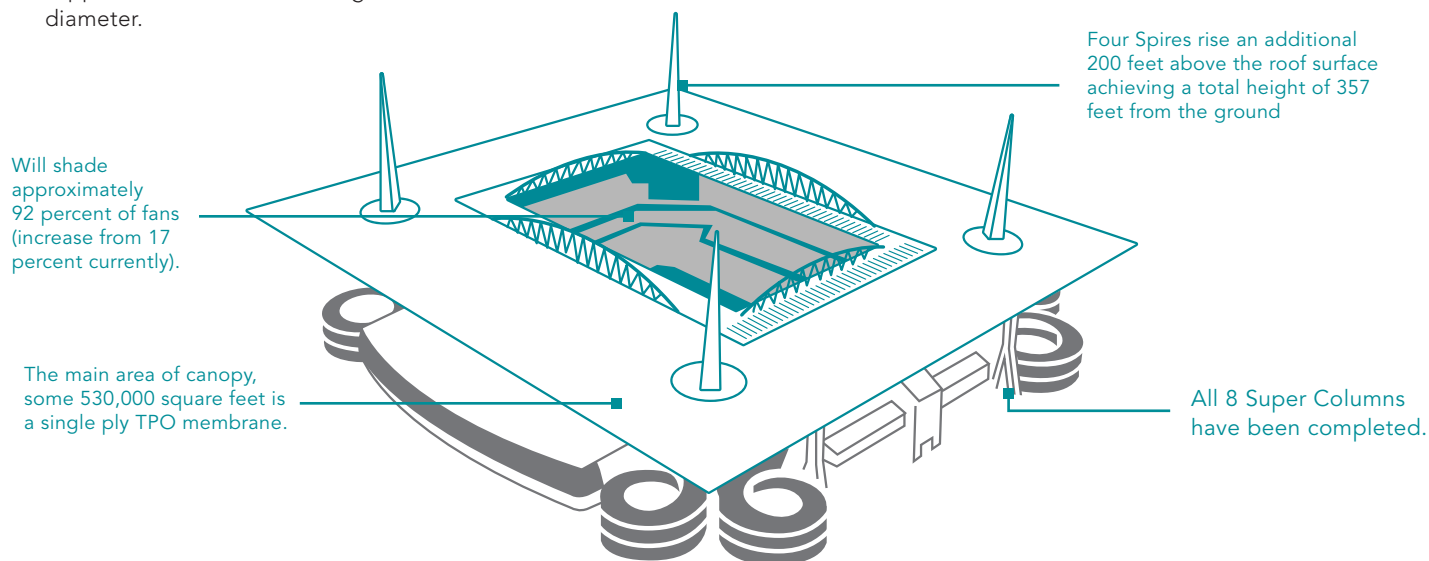


SHADE CANOPY

- Will shade approximately 92 percent of fans (increase from 17 percent in old stadium).
- The shade canopy is approximately 626,000 square feet [14.37 acres] and is comprised of 17,000 tons of steel.
- Covering the remainder of the canopy area [94,000 square feet] immediately adjacent to the ocular over the field is a translucent material called ETFE. This material will provide supplemental light in the bowl while reducing solar heat.
- Four spires rise an additional 200 feet above the roof surface achieving a total height of 357 feet from the ground. Several steel cables secured at the top of each spire will be extended to the roof to provide additional structural support. Cable diameters range between 3.5" to 5.5" in diameter.

FIELD FACTS

- First team in the NFL to use Paspalum Platinum (shorter versions are Platinum TE or TE). The TE species works well in warm climates with growth not hindered in shade.
- Texture: Courser, thicker grass
- Feel: TE is thicker and lusher so there is a difference in feel and cushion in footing
- Sustainability: More shade tolerance
- Growth: TE grows aggressively and requires less nitrogen in the fertilizer than Bermuda.
- Color Variation: TE is a lighter green shade.





DOLPHINS ON THE AIR THIS SEASON

CEFALO, GRIESE, ROSE AND BOKAMPER RETURN WITH NEW RADIO PARTNER IN 2016

On May 19, 2016, the Miami Dolphins announced a multi-year radio broadcast rights partnership with Miami's Sportsradio 560 WQAM, with the station becoming the official flagship radio partner of the franchise. In addition, all Dolphins games will be simulcast on KISS 99.9 FM "South Florida's NEW Country" and feature expanded pre-, halftime and postgame shows. The games also can be heard on Dolphins.com and throughout South and Central Florida on a variety of stations that make up the Miami Dolphins Radio Network.

The Dolphins previously had their games broadcast on Miami's Sportsradio 560 WQAM during the 1997-2004 and 2007-09 seasons.



As part of the agreement, Sportsradio 560 WQAM will have the radio broadcast rights for all preseason, regular season and playoff games. Dolphins fans who tune into Miami's Sportsradio 560 WQAM will have the opportunity to listen to live broadcasts of Head Coach Adam Gase's day-after game press conferences and "Dolphins Friday," a day of Dolphins centric-content on the station featuring interviews with players, coaches and team executives. Additionally, CBS Radio Miami will promote Dolphins community and Foundation initiatives across multiple platforms.

The preseason English radio broadcast team on Sportsradio 560 WQAM consists of three Dolphins alumni in the booth. Former wide receiver Jimmy Cefalo handles the play-by-play duties with former tight end Joe Rose and former Pro Bowl defensive end Jason Taylor providing the game analysis. During the regular season, Cefalo and Rose are joined by former Hall of Fame quarterback Bob Griese serving as an analyst with former Dolphins Pro Bowl linebacker/defensive end Kim Bokamper reporting from the sidelines.

In addition to the game broadcasts, the station will feature an expanded pregame show with Curtis Stevenson and former Dolphins linebacker Channing Crowder serving as hosts, a halftime show hosted by Kevin Rogers and a postgame show hosted by Orlando Alzugaray and former Dolphins running back Troy Stradford with live updates from Rogers.



990 ESPN Deportes is the Dolphins' official Spanish radio broadcast partner for all preseason, regular season and playoff games. Raul Striker Jr. will handle play-by-play duties with Eduardo Martell as a color analyst. 990 ESPN Deportes additionally airs a 60-minute pregame show called "El Pre-Game de Los Miami Dolphins" and a 30-minute postgame show "El Post-Game De Los Miami Dolphins."



Bob Griese, Joe Rose and Jimmy Cefalo



Eduardo Martell and Raul Striker Jr.

2016 MIAMI DOLPHINS RADIO NETWORKS

LOCATION	NETWORK	LOCATION	NETWORK
Fort Lauderdale	WQAM 560 AM	Miami	KISS 99.9 FM
Fort Lauderdale	KISS 99.9 FM	Miami	WMYM 990 AM (Spanish)
Fort Lauderdale	WMYM 990 AM (Spanish)	Orlando	ESPN 580 AM
Fort Myers	WRXK 96.1 FM	Port St. Lucie	WPSL AM 1590
Key West	WKWF 1600 AM	West Palm Beach	ESPN 106.3 FM
Miami	WQAM 560 AM	West Palm Beach	ESPN Deportes 760 AM (Spanish)



DOLPHINS CANCER CHALLENGE FINISH LINE CELEBRATION TO INCLUDE CONCERT WITH MULTIPLATINUM MUSICIANS COUNTING CROWS

Miami – Dolphins Cancer Challenge (DCC) announced multiplatinum musicians Counting Crows will headline the DCC VII Finish Line Celebration on February 11, 2017 at Hard Rock Stadium. General admission tickets are on sale now at DolphinsCancerChallenge.com for \$32. Proceeds from the Concert Celebration on the Hard Rock Stage will be part of the gift given to Sylvester Comprehensive Cancer Center at the University of Miami. Since its inception, the DCC has raised more than \$16.5 million, donating 100 percent of participant-raised funds to Sylvester.



"Cancer touches everyone and we're excited to join the Dolphins in their fight to tackle cancer," Counting Crows lead vocalist Adam Duritz said. "We will be there rocking Hard Rock Stadium for all those who ride, run, walk, volunteer and fundraise for cancer research."



"We are excited to add the Counting Crows concert to the event festivities at the Dolphins Cancer Challenge on February 11," Miami Dolphins President & CEO Tom Garfinkel said. "One hundred percent of the fundraising goes to fight cancer. You don't have to have cancer to fight cancer."

DCC VII weekend will commence with the Kickoff Party on Friday, Feb. 10, followed by the DCC signature event on Saturday Feb. 11 that will include five bike routes through South Florida, a run/walk 5K, a Concert Celebration on the Hard Rock Stage as well as the addition of a Dolphins Youth Ride and a Youth 5K for kids ages 14-17 – extending the opportunity for cancer fighters to be of all ages and all capabilities. All routes for DCC VII lead to Hard Rock Stadium.

More information on all of the activities associated with the DCC can be found at DolphinsCancerChallenge.com.

COUNTING CROWS

FEB. 11, 2017



Dolphins
CANCER CHALLENGE

TICKETS ON SALE NOW

DOLPHINSCANCERCHALLENGE.COM



MIAMI DOLPHINS IN THE COMMUNITY



WR Kenny Stills with kids and their toys at the Dolphins Holiday Toy Event

MIAMI DOLPHINS HOST 125 KIDS AT HOLIDAY TOY EVENT

Davie, Fla. – Miami Dolphins players, coaches, cheerleaders, Miami Dolphins Women's Organization (MDWO) members and mascot T.D. welcomed 125 preselected kids from Miami-Dade, Broward and Palm Beach county partner elementary schools to the Dolphins Holiday Toy Event at Baptist Health Training Facility.

"It's great to be out here. It's a priceless moment to see the smiles and joy on their faces getting out here with us and having fun. I don't know who's having more fun: me or them," Grant said. "Being with these kids means a lot to me. It feels great to give back to the community. It feels great to be out here with them. It's a priceless moment."

Players included Donald Butler, Leonte Carroo, John Denney, Kenyan Drake, Thomas Duarte, Jakeem Grant, MarQueis Gray, A.J. Hendy, Mike Hull, Dominique Jones, Jason Jones, Tony Lippett, Spencer Paysinger, Seniorise Perry Jr., Lafayette Pitts, Terry Poole, Kenny Stills, Kraig Urbik, Julius Warmlesley and Sam Young.

"The best part was taking a picture with the cheerleaders. I want to cheer for the Dolphins one day," 11-year-old Tequila Parish said. She attends fourth grade at Goulds Elementary and received Monopoly, Sorry and a Galaxy Samsung Tablet. "I want to say thanks to Santa and the Miami Dolphins!"

Students from Broadmoor Elementary, Coconut Creek Elementary, Goulds Elementary, Lake Park Elementary and Winston Park Elementary enjoyed an evening that included fun with games, crafts and concluded with opening presents. Dinner was provided by Papa John's Pizza. Each kid provided a toy wish list with items they would like for the holidays. Players and coaches collaborated together to fund and provide the toys that were given.



LB Spencer Paysinger gives a toy to a girl at the Dolphins Holiday Toy Event



LS John Denney hands a ball off to a kid at the Dolphins Holiday Toy Event



DEPTH CHART

OFFENSE								
POS	NO	NAME (GP/GS)	NO	NAME (GP/GS)	NO	NAME (GP/GS)	NO	NAME (GP/GS)
WR	10	Kenny Stills (15/15)	<u>87</u>	<u>Rashawn Scott</u> (1/0)				
LT	76	Branden Albert (11/11)						
LG	<u>67</u>	<u>Laremy Tunsil</u> (13/13)	<u>64</u>	<u>Jake Brendel</u> (1/0)				
C	65	Anthony Steen (14/7)						
RG	74	Jermion Bushrod (15/15)	60	Kraig Urbik (15/5)				
RT	70	Ja'Wuan James (15/15)	79	Sam Young (7/1)				
TE	80	Dion Sims (13/10)	48	MarQueis Gray (15/7)	85	Dominique Jones (9/2)	<u>83</u>	<u>Thomas Duarte</u> (1/0)
QB	17	*Ryan Tannehill (13/13)	8	Matt Moore (3/2)	16	T.J. Yates (0/0)		
RB	23	Jay Ajayi (14/11)	26	Damien Williams (14/0)	<u>32</u>	<u>Kenyan Drake</u> (15/1)		
WR	14	Jarvis Landry (15/15)	<u>19</u>	<u>Jakeem Grant</u> (15/0)				
WR	11	DeVante Parker (14/7)	<u>88</u>	<u>Leonte Carroo</u> (14/2)				

DEFENSE						
POS	NO	NAME (GP/GS)	NO	NAME (GP/GS)	NO	NAME (GP/GS)
DE	91	Cameron Wake (15/10)	50	Andre Branch (15/10)	75	Nick Williams (4/0)
DT	93	Ndamukong Suh (15/15)				
DT	97	Jordan Phillips (15/11)	90	Earl Mitchell (8/4)		
DE	94	Mario Williams (13/5)	98	Jason Jones (13/5)	78	Terrence Fede (8/0)
LB	56	Donald Butler (13/5)	42	Spencer Paysinger (14/2)	57	Trevor Reilly (1/0)
LB	47	Kiko Alonso (14/14)	45	Mike Hull (15/1)		
LB	53	*Jelani Jenkins (9/7)	46	Neville Hewitt (15/5)		
CB	41	*Byron Maxwell (13/13)	28	Bobby McCain (15/7)	<u>40</u>	<u>Lafayette Pitts</u> (7/0)
CB	<u>25</u>	<u>Xavien Howard</u> (6/5)	36	Tony Lippett (15/12)	<u>21</u>	<u>Jordan Lucas</u> (7/0)
S	24	Isa Abdul-Quddus (15/15)	30	Bacarri Rambo (8/4)		
S	31	Michael Thomas (15/9)	35	Walt Aikens (14/0)		



DE CAMERON WAKE
LEADS THE NFL
WITH 10.5 SACKS
AND HAS HELPED
THE DOLPHINS TO A
9-1 RECORD SINCE
HE WAS INSERTED
INTO THE STARTING
LINEUP IN WEEK 6.

SPECIALISTS				
POS	NO	NAME	NO	NAME
K	3	Andrew Franks (15/0)		
P	4	Matt Darr (15/0)		
KO	3	Andrew Franks (15/0)		
H	4	Matt Darr (15/0)		
LS	92	John Denney (15/0)		
KOR	<u>19</u>	<u>Jakeem Grant</u> (15/0)	<u>32</u>	<u>Kenyan Drake</u> (15/1)
PR	14	Jarvis Landry (15/15)	<u>19</u>	<u>Jakeem Grant</u> (15/0)

Underlined players are rookies

** Did not play last week due to injury*



PROJECTED CONTRIBUTORS: OFFENSE

QB 17



RYAN TANNEHILL | 6-4 | 216 | TEXAS A&M

- **LAST GAME:** at Buffalo (12/24): Inactive due to injury.
- Ties the NFL lead with 7 games with a 50-plus yard completion this year.
- Has career highs in comp. pct. (67.1), yards/attempt (7.7) and rating (93.5).
- Had started 77 straight games for the Dolphins before missing last 2 weeks.

RB 23



JAY AJAYI | 6-0 | 229 | BOISE STATE

- **LAST GAME:** at Buffalo (12/24): 32 att. for 206 yds. (6.4 avg.), 1 TD
- His 1,213 rushing yards this year are fourth in team history.
- One of four NFL players to rush for 200 yards in three games in same year.
- Has three of team's top 6 all-time rushing performances just this season.

WR 14



JARVIS LANDRY | 5-11 | 206 | LSU

- **LAST GAME:** at Buffalo (12/24): 3 rec. for 29 yds. (9.7 avg.).
- Second in NFL history for most rec. in first three years of career (279).
- His 85 receptions this year are fourth in single-season team history.
- Is one of six Dolphins to ever post back-to-back 1,000-yard receiving seasons.

WR 10



KENNY STILLIS | 6-0 | 195 | OKLAHOMA

- **LAST GAME:** at Buffalo (12/24): 3 rec. for 35 yds. (11.7 avg.), 1 TD.
- Has set a new career high with eight touchdowns this season
- Is second in the NFL with an 18.0 yards per reception average.
- First Dolphins WR since 1986 with three 50-plus yard TDs in same season.

WR 11



DeVANTE PARKER | 6-3 | 212 | LOUISVILLE

- **LAST GAME:** at Buffalo (12/24): 4 rec. for 85 yds. (21.3 avg.), 1 TD.
- Has 26 rec. for 396 yards (15.2 avg.) and three TDs in past 6 games.
- Averages 15.5 yards per reception during his career.
- Three of his four TDs this season have come on the road.

TE 80



DION SIMS | 6-4 | 271 | MICHIGAN STATE

- **LAST GAME:** at Buffalo (12/24): 2 rec. for 10 yds. (5.0 avg.)
- Has four touchdown receptions in past five games.
- Tied team record for TDs by a TE in a single game in Week 15 with 2 TDs.
- Has 26 receptions this season, a new career high.

LT 76



BRANDEN ALBERT | 6-5 | 314 | VIRGINIA

- **LAST GAME:** at Buffalo (12/24): Started at left tackle.
- Has only been penalized three times in 2016.
- Has played in 119 career games with 117 starts.
- Two-time Pro Bowl selection (2013, 2015).

LG 67



LAREMY TUNSIL | 6-5 | 316 | MISSISSIPPI

- **LAST GAME:** at Buffalo (12/24): Started at left guard.
- Became first player in team history to start at least one game at both guard and tackle in his rookie season.
- Has allowed just 0.5 sacks when playing guard this year.

C 65



ANTHONY STEEN | 6-3 | 313 | ALABAMA

- **LAST GAME:** at Buffalo (12/24): Played but did not start.
- Has started seven games at center this season.
- Has committed just two penalties and has not allowed a sack.
- First-year player who won two national championships at Alabama.

RG 74



JERMON BUSHROD | 6-5 | 320 | TOWSON

- **LAST GAME:** at Buffalo (12/24): Started at right guard.
- Played in 123 career games with 111 starts.
- Has not allowed a penalty or sack in three straight games.
- Two-time Pro Bowl selection (2011 and 2012).

RT 70



JA'WUAN JAMES | 6-6 | 307 | TENNESSEE

- **LAST GAME:** at Buffalo (12/24): Started at right tackle.
- Has started every game at right tackle for the Dolphins this season.
- Has not allowed a sack in the past 10 games.
- Was a first-round pick (19th overall) by Miami in the 2014 NFL draft.

MATT MOORE | 6-3 | 225

QB 8



- Posted a 144.8 rating after halftime last week at Buffalo, the fourth-best 2H/OT rating in the NFL this year.
- Is 170-of-280 (60.7 pct.) for 2,260 yds., 18 TDs, 7 INTs and a 97.3 rating in past 11 starts, dating back to 2011.

DAMIEN WILLIAMS | 5-11 | 228

RB 26



- Has 6 TDs this season (3 rush and three 3 receiving), which shatters his previous career best of 1.
- His 226 receiving yards are fifth-most on the team and his 20 receptions are sixth-best.

KENYAN DRAKE | 6-1 | 216

RB 32



- Scored game-winning TD on a 96-yard kickoff return in 4Q vs. N.Y. Jets (11/6)
- First Dolphins player with two kickoff returns for 70-plus yards since Ted Ginn in 2009.
- Rushed for 45-yard TD last week at Buffalo.

LEONTE CARROO | 6-1 | 217

WR 88



- Caught first career touchdown on a 15-yard reception in Week 12 vs. SF.
- Selected in the third round (86th overall) of the 2016 NFL draft by Miami.
- Rutgers all-time career leader with 29 receiving TDs.

JAKEEM GRANT | 5-7 | 172

WR 19



- Posted seventh-longest punt return by a rookie in team history with a 74-yard TD in Week 5 vs. Tennessee.
- Ninth in NFL in kickoff return avg. (22.3).
- All-time leading receiver in Texas Tech history (3,289 yards).

MARQUEIS GRAY | 6-4 | 255

TE 48



- Posted a career high with 81 receiving yards on 3 catches in Week 6 vs. Pittsburgh.
- Has played in 44 career games with 13 starts for Cleveland (2013), Minnesota (2014), Buffalo (2014-15) and Miami (2016).

DOMINIQUE JONES | 6-3 | 275

TE 85



- Has caught a career-high 7 receptions for 61 yards (8.7 avg.) this season.
- Scored his first career TD in Week 9 vs. N.Y. Jets (11/6).
- Signed by the Dolphins on Oct. 3, 2016.

KRAIG URBK | 6-5 | 334

C/G 60



- Has made 5 starts this season, including 2 in a row at center.
- Has not been penalized or allowed a sack all season.
- Signed by the Dolphins on March 22, 2016.



PROJECTED CONTRIBUTORS: DEFENSE

DE 91		CAMERON WAKE 6-3 263 PENN STATE <ul style="list-style-type: none">• LAST GAME: at Buffalo (12/24): 3 tackles (2 solo), 1 sack, 1 TFL, 1 QBH.• Second in Dolphins history with 81.5 career sacks.• Leads NFL in sacks (10.5) since Week 6, the week he became a starter.• Five-time Pro Bowl selection (2010, 2012-14, 2016).		
DT 93		NDAMUKONG SUH 6-4 305 NEBRASKA <ul style="list-style-type: none">• LAST GAME: at Buffalo (12/24): 6 tackles (3 solo), 1 TFL and 1 PD.• Third-most sacks by an NFL defensive tackle since 2010 (47.0).• Third among all NFL defensive tackles with 68 stops this year.• Five-time Pro Bowl selection (2010, 2012-14, 2016).		
DT 97		JORDAN PHILLIPS 6-6 335 OKLAHOMA <ul style="list-style-type: none">• LAST GAME: at Buffalo (12/24): 2 solo tackles and 1 QBH.• Blocked a PAT that was returned for 2 points in Week 14 win vs. Arizona.• Intercepted N.Y. Jets QB Ryan Fitzpatrick in Week 9 in the third quarter.• Pressured QB Ben Roethlisberger on an interception in Week 6.		
DE 94		MARIO WILLIAMS 6-6 300 NC STATE <ul style="list-style-type: none">• LAST GAME: at Buffalo (12/24): Played but did not record stats.• Fifth in NFL in sacks since he entered the league in 2006 (97.5).• Signed by the Dolphins on March 9, 2016.• Four-time Pro Bowl selection (2008-09, 2013-14).		
LB 56		DONALD BUTLER 6-1 242 WASHINGTON <ul style="list-style-type: none">• LAST GAME: at Buffalo (12/24): 6 solo tackles and 1 TFL.• Played five seasons with San Diego (2011-15) and totaled 71 games played, 62 starts and 370 tackles there.• Signed by the Dolphins on Sept. 14, 2016.		
LB 47		KIKO ALONSO 6-3 239 OREGON <ul style="list-style-type: none">• LAST GAME: at Buffalo (12/24): 7 tackles (5 solo).• Eighth in the AFC with 110 total tackles (67 solo).• Had game-winning interception return for a TD in Week 10 at San Diego.• Traded to Miami along with Byron Maxwell from Phil. on March 9, 2016.		
LB 53		JELANI JENKINS 6-0 240 FLORIDA <ul style="list-style-type: none">• LAST GAME: at Buffalo (12/24): Inactive due to injury.• Has played in 53 games with 34 starts in his four-year Dolphins career.• Made his 200th career tackle in the first quarter in Week 2 at NE. Now has 219 career stops.		
CB 41		BYRON MAXWELL 6-1 203 CLEMSON <ul style="list-style-type: none">• LAST GAME: at Buffalo (12/24): Inactive due to injury.• Set Dolphins record this year for most forced fumbles by a defensive back (4).• Has a career-high 15 passes defended, most by a Dolphin since 2008.• Traded to Miami along with Kiko Alonso from Phil. on March 9, 2016.		
CB 25		XAVIEN HOWARD 6-1 198 BAYLOR <ul style="list-style-type: none">• LAST GAME: at Buffalo (12/24): 6 tackles (4 solo), 1 TFL and 1 PD.• Returned from injury in Week 15 for first action since Week 4.• Posted a career-high 3 passes defended in his return in Week 15.• Became first Dolphins rookie CB since 2009 (Sean Smith) to start Week 1.		
S 24		ISA ABDUL-QUDDUS 6-1 196 FORDHAM <ul style="list-style-type: none">• LAST GAME: at Buffalo (12/24): 3 tackles (2 solo).• Has played in 46 consecutive games (Detroit 2014-15, Miami 2016).• Tied for second on the team with two interceptions this season.• Signed by the Dolphins as an unrestricted free agent on March 11, 2016.		
S 31		MICHAEL THOMAS 5-11 193 STANFORD <ul style="list-style-type: none">• LAST GAME: at Buffalo (12/24): 8 tackles (7 solo), 1 TFL and 1 QBH.• Leads the NFL with 19 special teams tackles.• Recorded his first career sack with a strip-sack of QB Jacoby Brissett in Week 2 at NE.	ANDRE BRANCH 6-5 263 DE 50 <ul style="list-style-type: none">• Has 36 tackles (23 solo), 4.5 sacks, 11 QBHs, 1 FF and 7 TFL since being inserted into starting lineup in Week 6.• Totaled a season-high 1.5 sacks (all in the first quarter) in Week 6 vs. Pittsburgh.	
		EARL MITCHELL 6-3 310 DT 90 <ul style="list-style-type: none">• Missed seven games on IR but was activated before the Week 10 game at San Diego.• Has started four straight games at defensive tackle.• Has played in 99 career games with 37 starts.		
		JASON JONES 6-5 278 DE 98 <ul style="list-style-type: none">• Fourth on team with 3.5 sacks.• In his ninth NFL season with 108 games played and 70 career starts.• Has 31.5 career sacks.• Played last three seasons (2013-15) in Detroit.		
		SPENCER PAYSINGER 6-2 243 LB 42 <ul style="list-style-type: none">• Played in 28 games over the past two seasons (2015-16) with Miami.• Tied for the team lead with 9 tackles (6 solo) in Week 16 win at Buffalo.• Has played in 90 career games with 16 starts.		
		NEVILLE HEWITT 6-2 232 LB 46 <ul style="list-style-type: none">• Played in all 31 games since joining the Dolphins as an undrafted college free agent in 2015.• Started his sixth career game in Week 16 at Buffalo.• Totaled 85 tackles (55 solo) in 31 career games played.		
		BOBBY McCAIN 5-11 192 CB 28 <ul style="list-style-type: none">• Intercepted N.Y. Jets QB Ryan Fitzpatrick in the end zone in Week 9.• Primarily a nickel/slot cornerback.• Played in all 31 games of his NFL career with nine starts.		
		TONY LIPPETT 6-3 194 CB 36 <ul style="list-style-type: none">• Has started 12 straight games at CB for Miami.• Is tied for eighth in the NFL with four interceptions.• Has two multi-interception games this season.• Was primarily a WR in college, starting 27 games.		
		BACARRI RAMBO 6-0 211 S 30 <ul style="list-style-type: none">• Signed by the Dolphins on Oct. 26, 2016.• Made his first interception as a Dolphins player in Week 14 vs. Arizona.• Totaled 40 games played and 15 starts in his career for Washington (2013-14), Buffalo (2014-15) and Miami (2016).		



2016 MIAMI DOLPHINS TRANSACTIONS (as of December 26, 2016)

DATE	POS.	PLAYER/COACH	TRANSACTION	DATE	POS.	PLAYER/COACH	TRANSACTION
Jan. 4		Chris Grier	Named General Manager	March 10	RB	C.J. Anderson	Signed to RFA Offer Sheet (Den.)
Jan. 6	RB	Jahwan Edwards	Signed to futures contract	March 10	CB	Byron Maxwell	Restructured Contract
Jan. 6	WR	Robert Herron	Signed to futures contract	March 11	G/T	Jermon Bushrod	Signed as FA
Jan. 6	LB	Terrell Manning	Signed to futures contract	March 16	QB	Matt Moore	Re-Signed
Jan. 6	G	Vinston Painter	Signed to futures contract	March 16	DE	Andre Branch	Signed as UFA (Jax.)
Jan. 6	G	Anthony Steen	Signed to futures contract	March 18		Jim Washburn	Named Senior Defensive Assistant/Pass Rush Specialist
Jan. 6	CB	Dax Swanson	Signed to futures contract	March 18	WR	Griff Whalen	Signed as FA
Jan. 6	DE	Julius Warmley	Signed to futures contract	March 22	C/G	Kraig Urbik	Signed as FA
Jan. 6	DE	Jordan Williams	Signed to futures contract	March 31	LB	Spencer Paysinger	Re-Signed
Jan. 7	WR	Tyler Davis	Signed to futures contract	March 31	TE	MarQueis Gray	Signed as FA
Jan. 8	DB	Damarr Aultman	Signed to futures contract	March 31	RB	Isaiah Pead	Signed as FA
Jan. 9		Adam Gase	Named Head Coach	March 31	RB	Daniel Thomas	Signed as FA
Jan. 12		Vance Joseph	Named Defensive Coordinator	April 5	CB	Ifo Ekpre-Olomu	Acquired from waivers (Cle.)
Jan. 12		Matt Burke	Named Linebackers Coach	April 18	DT	Chris Jones	Acquired from waivers (N.E.)
Jan. 12		Shane Day	Named Tight Ends Coach	April 28	DB	Damarr Aultman	Waived
Jan. 12		Chris Foerster	Named Offensive Line Coach	April 28	WR	Tyler Davis	Waived
Jan. 12		Shawn Jefferson	Named Wide Receivers Coach	April 28	WR	Robert Herron	Waived
Jan. 12		Eric Stokes	Named Senior Personnel Executive	April 28	DT	Robert Thomas II	Waived
Jan. 14	DT	Charles Tuauu	Signed to futures contract	April 28	LB	Terrell Manning	Terminated contract
Jan. 19	QB	Zac Dysert	Signed to futures contract	April 28	G/T	Laremy Tunsil	Selected in NFL draft - D1, '16
Jan. 19	TE	Dominique Jones	Signed to futures contract	April 29	CB	Xavien Howard	Selected in NFL draft - D2, '16
Jan. 20		Clyde Christensen	Named Offensive Coordinator	April 29	RB	Kenyan Drake	Selected in NFL draft - D3a, '16
Jan. 20		Bo Hardegree	Named Quarterbacks Coach	April 29	WR	Leonte Carroo	Selected in NFL draft - D3b, '16
Jan. 20		Jeremiah Washburn	Named Assistant Offensive Line Coach	April 30	WR	Jakeem Grant	Selected in NFL draft - D6a, '16
Jan. 25		Blue Adams	Named Football Research Analyst	April 30	CB	Jordan Lucas	Selected in NFL draft - D6b, '16
Jan. 25		Lou Anarumo	Named Defensive Backs Coach	April 30	QB	Brandon Doughty	Selected in NFL draft - D7a, '16
Jan. 25		Jim Arthur	Named Assistant Strength and Conditioning Coach	April 30	TE	Thomas Duarte	Selected in NFL draft - D7b, '16
Jan. 25		Danny Barrett	Named Running Backs Coach	April 30	CB	Jamar Taylor	Traded (Cle.)
Jan. 25		Charlie Bullen	Named Assistant Linebackers Coach	May 2	RB	Jahwan Edwards	Waived
Jan. 25		Ben Johnson	Named Assistant Wide Receivers Coach	May 2	WR	Christion Jones	Waived
Jan. 25		Chris Kuper	Named Offensive Quality Control	May 2	DE	Damontre Moore	Waived
Jan. 25		Rusty McKinney	Named Defensive Quality Control	May 6	LB	Akil Blount	Signed as Undrafted College Free Agent
Jan. 25		Ken O'Keefe	Named Senior Football Research Analyst	May 6	LB	James Burgess	Signed as Undrafted College Free Agent
Jan. 25		Dave Puloka	Named Head Strength and Conditioning Coach	May 6	C/G	Ruben Carter	Signed as Undrafted College Free Agent
Jan. 25		Ted Rath	Named Assistant Strength and Conditioning Coach	May 6	LS	Ryan DiSalvo	Signed as Undrafted College Free Agent
Jan. 28	WR	Tyler Murphy	Signed to futures contract	May 6	LB	Tyler Gray	Signed as Undrafted College Free Agent
Feb. 8	T	Jason Fox	Waived	May 6	S	A.J. Hendy	Signed as Undrafted College Free Agent
Feb. 12		Daronte Jones	Named Assistant Defensive Backs Coach	May 6	TE	Gabe Hughes	Signed as Undrafted College Free Agent
Feb. 12		Eric Stokes	Parted ways	May 6	DE	Farrington Huguenin	Signed as Undrafted College Free Agent
Feb. 12	DE	Quinton Coples	Terminated contract	May 6	K	Marshall Koehn	Signed as Undrafted College Free Agent
Feb. 12	CB	Brice McCain	Terminated contract	May 6	CB	Lafayette Pitts	Signed as Undrafted College Free Agent
Feb. 19	CB	Chimdi Chekwa	Signed as FA	May 6	WR	Rashawn Scott	Signed as Undrafted College Free Agent
Feb. 19	WR	A.J. Cruz	Signed as FA	May 6	WR	Brandon Shippen	Signed as Undrafted College Free Agent
Feb. 23	CB	Dax Swanson	Waived	May 7	DE	Cameron Wake	Signed Contract Extension
Feb. 29	DE	Cleyon Laing	Signed as FA	May 16	DE	Jason Jones	Signed as FA
March 1	DE	Olivier Vernon	Placed Transition Tag	June 16	QB	Logan Thomas	Waived
March 5	DT	Ndamukong Suh	Restructured Contract	June 16	DT	Charles Tuauu	Waived
March 5	LB	Koa Misi	Restructured Contract	July 18	RB	Arian Foster	Signed as FA
March 5	S	Shamiel Gary	Placed Exclusive Rights Tender	July 29	CB	Xavien Howard	Placed on Physically Unable to Perform List
March 5	WR	Matt Hazel	Placed Exclusive Rights Tender	July 29	CB	Bobby McCain	Placed on Physically Unable to Perform List
March 5	T	Ulrick John	Placed Exclusive Rights Tender	July 29	RB	Arian Foster	Placed on Physically Unable to Perform List
March 5	CB	Tyler Patmon	Placed Exclusive Rights Tender	July 29	RB	Damien Williams	Placed on Physically Unable to Perform List
March 5	TE	Jake Stoneburner	Placed Exclusive Rights Tender	July 29	LB	Zach Vigil	Placed on Active/Non-Football Injury List
March 5	S	Michael Thomas	Placed Exclusive Rights Tender	July 29	DE	Dion Jordan	Conditionally reinstated by NFL
March 5	WR	Greg Jennings	Released	July 30	CB	Bobby McCain	Activated from Physically Unable to Perform List
March 8	TE	Jordan Cameron	Restructured Contract	July 30	CB	Rashaan Melvin	Signed as FA
March 8	DT	Robert Thomas II	Restructured Contract	July 30	TE	Jake Stoneburner	Waived
March 8	WR	Christion Jones	Signed as FA	July 31	CB	Brandon Harris	Signed as FA
March 8	DE	Mario Williams	Signed as FA	July 31	CB	Tyler Patmon	Waived
March 9	DE	Olivier Vernon	Withdrawn Transition Tag	July 31	RB	Arian Foster	Activated from Physically Unable to Perform List
March 9	CB	Brent Grimes	Released	July 31	DE	Dion Jordan	Placed on Active/Non-Football Injury List
March 9	LB	Kiko Alonso	Acquired by Miami in Trade (Phi.)	Aug. 2	RB	Damien Williams	Activated from Physically Unable to Perform List
March 9	CB	Byron Maxwell	Acquired by Miami in Trade (Phi.)	Aug. 3	LB	Danny Lansanah	Signed as FA
March 10	S	Isa Abdul-Quddus	Signed as UFA (Det.)	Aug. 3	WR	Tyler Murphy	Waived/Injured
March 10	T	Sam Young	Signed as UFA (Jax.)	Aug. 6	WR	Tyler Murphy	Reached an injury settlement
March 10	LB	James-Michael Johnson	Re-Signed	Aug. 8	CB	Al Louis-Jean	Signed as FA
March 10	C/G	Jacques McClendon	Re-Signed	Aug. 8	CB	Ifo Ekpre-Olomu	Waived/Injured



2016 MIAMI DOLPHINS TRANSACTIONS (as of December 26, 2016)

DATE	POS.	PLAYER/COACH	TRANSACTION	DATE	POS.	PLAYER/COACH	TRANSACTION
Aug. 9	CB	Ifo Ekpre-Olomu	Placed on Reserve/Injured List	Oct. 3	TE	Dominique Jones	Signed as FA
Aug. 10	CB	Chris Culliver	Signed as FA	Oct. 4	G	Jamil Douglas	Signed to practice squad
Aug. 10	CB	Chris Culliver	Placed on Physically Unable to Perform List	Oct. 8	T	Ulrick John	Released off Practice Squad (Arizona)
Aug. 10	C/G	Jacques McClendon	Released	Oct. 10	CB	Bené Benwikere	Acquired from waivers (Car.)
Aug. 10	LB	Danny Lansanah	Released	Oct. 10	LB	Koa Misi	Placed on Reserve/Injured List
Aug. 15	DE	Cedric Reed	Signed as FA	Oct. 11	CB	Chimdi Chekwa	Signed as FA
Aug. 16	DE	Farrington Huguenin	Waived/Injured	Oct. 11	T	Sam Young	Signed as FA
Aug. 18	CB	Xavien Howard	Activated from Physically Unable to Perform List	Oct. 11	RB	Isaiah Pead	Released
Aug. 27	LB	Akil Blount	Waived	Oct. 11	G/T	Billy Turner	Waived
Aug. 27	C/G	Ruben Carter	Waived	Oct. 11	G	Dallas Thomas	Waived
Aug. 27	WR	A.J. Cruz	Waived	Oct. 11	G	Jamil Douglas	Released from practice squad
Aug. 27	LB	Ryan DiSalvo	Waived	Oct. 11	C	Jake Brendel	Signed to practice squad
Aug. 27	WR	Matt Hazel	Waived	Oct. 11	T	Terry Poole	Signed to practice squad
Aug. 27	TE	Gabe Hughes	Waived	Oct. 12	DT	Leon Orr	Signed to Active Roster from Practice Squad
Aug. 27	K	Marshall Koehn	Waived	Oct. 12	RB	Senorise Perry	Signed to practice squad
Aug. 27	CB	Al Louis-Jean	Waived	Oct. 19	S	Reshad Jones	Placed on Reserve/Injured List
Aug. 27	G	Vinston Painter	Waived	Oct. 19	DE	Nick Williams	Acquired from waivers (K.C.)
Aug. 27	WR	Brandon Shippen	Waived	Oct. 24	RB	Arian Foster	Placed on Reserve/Retired List
Aug. 27	CB	Brandon Harris	Released	Oct. 25	S	Bacarri Rambo	Signed as FA
Aug. 29	DE	Chris McCain	Traded (N.O.)	Oct. 26	DE	Julius Warmesley	Waived
Aug. 30	DE	Dion Jordan	Placed on Reserve/Non-Football Injury List	Oct. 31	DE	Julius Warmesley	Signed to practice squad
Aug. 30	LB	Zach Vigil	Placed on Reserve/Non-Football Injury List	Oct. 31	DE	Cleyon Laing	Released from practice squad
Sept. 3	LB	James Burgess	Waived	Nov. 5	TE	Jordan Cameron	Placed on Reserve/Injured List
Sept. 3	DT	Deandre Coleman	Waived	Nov. 5	LB	Zach Vigil	Activated from Reserve/Non-Football Injury List
Sept. 3	G	Jamil Douglas	Waived	Nov. 5	TE	Thomas Duarte	Signed to Active Roster from Practice Squad
Sept. 3	TE	Thomas Duarte	Waived	Nov. 7	DT	Chris Jones	Waived
Sept. 3	QB	Zac Dysert	Waived	Nov. 7	CB	Chimdi Chekwa	Waived/Injured
Sept. 3	S	Shamiel Gary	Waived	Nov. 7	CB	Chris Culliver	Activated from Reserve/Physically Unable to Perform List
Sept. 3	LB	Tyler Gray	Waived	Nov. 7	CB	Lafayette Pitts	Signed to Active Roster from Practice Squad
Sept. 3	S	A.J. Hendy	Waived	Nov. 8	CB	Bené Benwikere	Waived
Sept. 3	T	Ulrick John	Waived	Nov. 8	RB	Storm Johnson	Signed to practice squad
Sept. 3	DT	Chris Jones	Waived	Nov. 9	CB	Bené Benwikere	Signed to practice squad
Sept. 3	DE	Cleyon Laing	Waived	Nov. 10	DT	Earl Mitchell	Activated from Injured Reserve
Sept. 3	CB	Rashawn Melvin	Waived	Nov. 19	C	Jake Brendel	Signed to Active Roster from Practice Squad
Sept. 3	CB	Lafayette Pitts	Waived	Nov. 19	CB	Chris Culliver	Waived
Sept. 3	DE	Cedric Reed	Waived	Nov. 21	DE	Jason Jones	Placed on Reserve/Suspended List
Sept. 3	WR	Rashawn Scott	Waived	Nov. 21	T	Bryce Harris	Acquired from waivers (Jax.)
Sept. 3	DE	Jordan Williams	Waived	Nov. 22	T	Jesse Davis	Signed to practice squad
Sept. 3	CB	Chimdi Chekwa	Released	Nov. 30	DT	Leon Orr	Waived
Sept. 3	LB	James-Michael Johnson	Released	Dec. 1	WR	Rashawn Scott	Signed to Active Roster from Practice Squad
Sept. 3	TE	Dominique Jones	Released	Dec. 1	WR	Da'Ron Brown	Signed to practice squad
Sept. 3	RB	Daniel Thomas	Released	Dec. 6	T	Bryce Harris	Waived
Sept. 3	T	Sam Young	Released	Dec. 7	DE	Jason Jones	Activated from Reserve/Suspended List
Sept. 3	CB	Chris Culliver	Placed on Reserve/Physically Unable To Perform List	Dec. 13	QB	T.J. Yates	Signed as FA
Sept. 4	WR	Justin Hunter	Acquired from waivers (Ten.)	Dec. 13	C	Mike Pouncey	Placed on Reserve/Injured List
Sept. 4	WR	Griff Whalen	Released	Dec. 19	LB	Trevor Reilly	Signed as FA
Sept. 4	LB	James Burgess	Signed to practice squad	Dec. 19	LB	Zach Vigil	Waived
Sept. 4	G	Jamil Douglas	Signed to practice squad				
Sept. 4	TE	Thomas Duarte	Signed to practice squad				
Sept. 4	S	A.J. Hendy	Signed to practice squad				
Sept. 4	T	Ulrick John	Signed to practice squad				
Sept. 4	DE	Cleyon Laing	Signed to practice squad				
Sept. 4	CB	Lafayette Pitts	Signed to practice squad				
Sept. 4	WR	Rashawn Scott	Signed to practice squad				
Sept. 4	DE	Jordan Williams	Signed to practice squad				
Sept. 6	LB	Brandon Watts	Signed to practice squad				
Sept. 13	LB	James Burgess	Released from practice squad				
Sept. 13	LB	Donald Butler	Signed as FA				
Sept. 13	DT	Earl Mitchell	Placed on Reserve/Injured List				
Sept. 14	QB	Brandon Doughty	Waived				
Sept. 14	DT	Chris Jones	Signed as FA				
Sept. 15	QB	Brandon Doughty	Signed to practice squad				
Sept. 20	DE	Jordan Williams	Released from practice squad				
Sept. 20	DT	Leon Orr	Signed to practice squad				
Sept. 28	WR	Justin Hunter	Waived				
Sept. 29	G	Jamil Douglas	Signed to Active Roster from Practice Squad				
Sept. 30	G	Jamil Douglas	Waived				



2016 MIAMI DOLPHINS NUMERICAL ROSTER

(as of December 26, 2016 - visit Dolphins.com for most up-to-date roster)

No.	Name	Pos.	Ht.	Wt.	Birthdate	Exp.	College	Hometown	How Acq.	Date Placed
3	Andrew Franks	K	6-1	202	1/11/93	2	RPI '15	Carmel, Calif.	FA, '15	
4	Matt Darr	P	6-1	214	7/2/92	2	Tennessee '15	Bakersfield, Calif.	FA, '15	
8	Matt Moore	QB	6-3	225	8/9/84	9	Oregon State '07	Newhall, Calif.	UFA, '11 (Car.)	
10	Kenny Stills	WR	6-0	195	4/22/92	4	Oklahoma '13	Carlsbad, Calif.	T, 2015 (N.O.)	
11	DeVante Parker	WR	6-3	212	1/20/93	2	Louisville '15	Louisville, Ky.	D1, '15	
14	Jarvis Landry	WR	5-11	206	11/28/92	3	LSU '14	Lutcher, La.	D2, '14	
16	T.J. Yates	QB	6-4	217	5/28/87	6	North Carolina '11	Marietta, Ga.	FA, '16	
17	Ryan Tannehill	QB	6-4	216	7/27/88	5	Texas A&M '12	Big Spring, Texas	D1, '12	
19	Jakeem Grant	WR	5-7	172	10/30/92	R	Texas Tech '16	Mesquite, Texas	D6a, '16	
21	Jordan Lucas	CB	6-0	204	8/2/93	R	Penn State '16	New Rochelle, N.Y.	D6b, '16	
23	Jay Ajayi	RB	6-0	229	6/15/93	2	Boise State '15	Plano, Texas	D5b, '15	
24	Isa Abdul-Quddus	S	6-1	196	8/3/89	6	Fordham '11	Union, N.J.	UFA, '16 (Det.)	
25	Xavien Howard	CB	6-1	198	7/4/93	R	Baylor '16	Houston, Texas	D2, '16	
26	Damien Williams	RB	5-11	228	4/3/92	3	Oklahoma '14	San Diego, Calif.	FA, '14	
28	Bobby McCain	CB	5-11	192	8/18/93	2	Memphis '15	Oxford, Ala.	D5a, '15	
30	Bacarri Rambo	S	6-0	211	6/27/90	4	Georgia '13	Donalsonville, Ga.	FA, '16	
31	Michael Thomas	S	5-11	193	3/17/90	4	Stanford '12	Houston, Texas	FA, '13	
32	Kenyan Drake	RB	6-1	216	1/26/94	R	Alabama '16	Powder Springs, Ga.	D3a, '16	
35	Walt Aikens	S	6-1	218	6/19/91	3	Liberty '14	Charlotte, N.C.	D4, '14	
36	Tony Lippett	CB	6-3	194	7/2/92	2	Michigan State '15	Detroit, Mich.	D5d, '15	
40	Lafayette Pitts	CB	5-11	196	9/24/92	R	Pittsburgh '16	Duquesne, Pa.	FA, '16	
41	Byron Maxwell	CB	6-1	203	2/23/88	6	Clemson '11	North Charleston, S.C.	T, 2016 (Phi.)	
42	Spencer Paysinger	LB	6-2	249	6/28/88	6	Oregon '11	Los Angeles, Calif.	UFA, '15 (NYG)	
45	Mike Hull	LB	6-0	233	5/25/91	1	Penn State '15	Canonsburg, Pa.	FA, '15	
46	Neville Hewitt	LB	6-2	232	4/6/93	2	Marshall '15	Conyers, Ga.	FA, '15	
47	Kiko Alonso	LB	6-3	239	8/14/90	4	Oregon '13	Los Gatos, Calif.	T, 2016 (Phi.)	
48	MarQueis Gray	TE	6-4	255	11/7/89	4	Minnesota '13	Indianapolis, Ind.	FA, '16	
50	Andre Branch	DE	6-5	263	7/14/89	5	Clemson '12	Richmond, Va.	UFA, '16 (Jax.)	
53	Jelani Jenkins	LB	6-0	240	3/13/92	4	Florida '13	Olney, Md.	D4a, '13	
56	Donald Butler	LB	6-1	242	10/17/88	6	Washington '10	Sacramento, Calif.	FA, '16	
57	Trevor Reilly	LB	6-5	245	1/17/88	3	Utah '14	San Diego, Calif.	FA, '16	
60	Kraig Urbik	C/G	6-5	334	9/23/85	8	Wisconsin '09	Hudson, Wis.	FA, '16	
64	Jake Brendel	C	6-4	305	9/10/92	R	UCLA '16	Madison, Wis.	FA, '16	
65	Anthony Steen	C/G	6-3	313	5/9/90	1	Alabama '14	Clarksdale, Miss.	FA, '16	
67	Laremy Tunsil	G/T	6-5	316	8/2/94	R	Mississippi '16	Lake City, Fla.	D1, '16	
70	Ja'Wuan James	T	6-6	307	6/3/92	3	Tennessee '14	Suwannee, Ga.	D1, '14	
74	Jermion Bushrod	G/T	6-5	320	8/19/84	10	Towson '07	Fredericksburg, Va.	FA, '16	
75	Nick Williams	DE	6-4	309	2/21/90	3	Samford '13	Birmingham, Ala.	Wai., '16 (K.C.)	
76	Branden Albert	T	6-5	314	11/4/84	9	Virginia '08	Glen Burnie, Md.	UFA, '14 (K.C.)	
78	Terrence Fede	DE	6-4	267	11/19/91	3	Marist '14	Nyack, N.Y.	D7, '14	
79	Sam Young	T	6-8	315	6/24/87	7	Notre Dame '10	Coral Springs, Fla.	FA, '16	
80	Dion Sims	TE	6-4	271	2/18/91	4	Michigan State '13	Detroit, Mich.	D4b, '13	
83	Thomas Duarte	TE	6-2	241	3/30/95	R	UCLA '16	Fullerton, Calif.	D7b, '16	
85	Dominique Jones	TE	6-3	275	8/15/87	4	Shepherd '11	San Diego, Calif.	FA, '16	
87	Rashawn Scott	WR	6-2	204	1/29/92	R	Miami (FL) '16	Melbourne, Fla.	FA, '16	
88	Leonte Carroo	WR	6-1	217	1/24/94	R	Rutgers '16	Edison, N.J.	D3b, '16	
90	Earl Mitchell	DT	6-3	310	9/25/87	7	Arizona '10	Houston, Texas	UFA, '14 (Hou.)	
91	Cameron Wake	DE	6-3	263	1/30/82	8	Penn State '05	Hyattsville, Md.	FA, '09	
92	John Denney	LS	6-5	242	12/13/78	12	Brigham Young '05	Thornton, Colo.	FA, '05	
93	Ndamukong Suh	DT	6-4	305	1/6/87	7	Nebraska '10	Portland, Oregon	UFA '15 (Det.)	
94	Mario Williams	DE	6-6	300	1/31/85	11	North Carolina State '06	Richlands, N.C.	FA, '16	
97	Jordan Phillips	DT	6-6	335	10/15/92	2	Oklahoma '15	Towanda, Kan.	D2, '15	
98	Jason Jones	DE	6-5	278	5/23/86	9	Eastern Michigan '08	Southfield, Mich.	FA, '16	
RESERVE/NON-FOOTBALL INJURY										
95	Dion Jordan	DE	6-6	275	3/5/90	3	Oregon '13	Chandler, Ariz.	D1, '13	
RESERVE/INJURED										
20	Reshad Jones	S	6-1	214	2/25/88	7	Georgia '10	Atlanta, Ga.	D5b, '10	10/19/2016
33	Ifo Ekpre-Olomu	CB	5-9	200	7/10/93	1	Oregon '15	Chino Hills, Calif.	Wai., '16 (Cle.)	8/10/2016
51	Mike Pouncey	C	6-5	299	7/24/89	6	Florida '11	Lakeland, Fla.	D1, '11	12/13/2016
55	Koa Misi	LB	6-3	256	1/17/87	7	Utah '10	Santa Rosa, Calif.	D2, '10	10/10/2016
84	Jordan Cameron	TE	6-5	265	8/7/88	6	Southern California '11	Newbury Park, Calif.	UFA, '15 (Cle.)	11/5/2016
PRACTICE SQUAD										
6	Brandon Doughty	QB	6-3	217	10/6/91	R	Western Kentucky '16	Davie, Fla.	D7a, '16	
15	Da'Ron Brown	WR	6-0	199	9/21/91	1	Northern Illinois '15	Chicago, Ill.	FA, '16	
27	Storm Johnson	RB	6-0	216	7/10/92	2	UCF '14	Loganville, Ga.	FA, '16	
33	Bené Benwikere	CB	6-0	200	9/3/91	3	San Jose State '14	Fontana, Calif.	Wai., '16 (Car.)	
34	Senorise Perry	RB	6-0	211	9/19/91	3	Louisville '14	Summerville, Ga.	FA, '16	
37	A.J. Hendy	S	6-0	209	4/8/93	R	Maryland '16	Bowie, Md.	FA, '16	
58	Brandon Watts	LB	6-2	231	1/21/91	3	Georgia Tech '14	Tennille, Ga.	FA, '16	
69	Terry Poole	T	6-5	300	2/27/92	1	San Diego State '15	Seaside, Calif.	FA, '16	
73	Julius Warmsley	DE	6-2	294	5/15/90	1	Tulane '14	Baton Rouge, La.	FA, '16	
77	Jesse Davis	T	6-6	309	9/15/91	1	Idaho '15	Asotin, Wash.	FA, '16	



2016 MIAMI DOLPHINS ALPHABETICAL ROSTER

(as of December 26, 2016 - visit Dolphins.com for most up-to-date roster)

No.	Name	Pos.	Ht.	Wt.	Birthdate	Exp.	College	Hometown	How Acq.	Date Placed
24	Abdul-Quddus, Isa	S	6-1	196	8/3/89	6	Fordham '11	Union, N.J.	UFA, '16 (Det.)	
35	Aikens, Walt	S	6-1	218	6/19/91	3	Liberty '14	Charlotte, N.C.	D4, '14	
23	Ajayi, Jay	RB	6-0	229	6/15/93	2	Boise State '15	Plano, Texas	D5b, '15	
76	Albert, Brandon	T	6-5	314	11/4/84	9	Virginia '08	Glen Burnie, Md.	UFA, '14 (K.C.)	
47	Alonso, Kiko	LB	6-3	239	8/14/90	4	Oregon '13	Los Gatos, Calif.	T, 2016 (Phi.)	
50	Branch, Andre	DE	6-5	263	7/14/89	5	Clemson '12	Richmond, Va.	UFA, '16 (Jax.)	
64	Brendel, Jake	C	6-4	305	9/10/92	R	UCLA '16	Madison, Wis.	FA, '16	
74	Bushrod, Jermon	G/T	6-5	320	8/19/84	10	Towson '07	Fredericksburg, Va.	FA, '16	
56	Butler, Donald	LB	6-1	242	10/17/88	6	Washington '10	Sacramento, Calif.	FA, '16	
88	Carroo, Leonte	WR	6-1	217	1/24/94	R	Rutgers '16	Edison, N.J.	D3b, '16	
4	Darr, Matt	P	6-1	214	7/2/92	2	Tennessee '15	Bakersfield, Calif.	FA, '15	
92	Denney, John	LS	6-5	242	12/13/78	12	Brigham Young '05	Thornton, Colo.	FA, '05	
32	Drake, Kenyan	RB	6-1	216	1/26/94	R	Alabama '16	Powder Springs, Ga.	D3a, '16	
83	Duarte, Thomas	TE	6-2	241	3/30/95	R	UCLA '16	Fullerton, Calif.	D7b, '16	
78	Fede, Terrence	DE	6-4	267	11/19/91	3	Marist '14	Nyack, N.Y.	D7, '14	
3	Franks, Andrew	K	6-1	202	1/11/93	2	RPI '15	Carmel, Calif.	FA, '15	
19	Grant, Jakeem	WR	5-7	172	10/30/92	R	Texas Tech '16	Mesquite, Texas	D6a, '16	
48	Gray, MarQueis	TE	6-4	255	11/7/89	4	Minnesota '13	Indianapolis, Ind.	FA, '16	
46	Hewitt, Neville	LB	6-2	232	4/6/93	2	Marshall '15	Conyers, Ga.	FA, '15	
25	Howard, Xavien	CB	6-1	198	7/4/93	R	Baylor '16	Houston, Texas	D2, '16	
45	Hull, Mike	LB	6-0	233	5/25/91	1	Penn State '15	Cononsburg, Pa.	FA, '15	
70	James, Ja'Wuan	T	6-6	307	6/3/92	3	Tennessee '14	Suwannee, Ga.	D1, '14	
53	Jenkins, Jelani	LB	6-0	240	3/13/92	4	Florida '13	Olney, Md.	D4a, '13	
85	Jones, Dominique	TE	6-3	275	8/15/87	4	Shepherd '11	San Diego, Calif.	FA, '16	
98	Jones, Jason	DE	6-5	278	5/23/86	9	Eastern Michigan '08	Southfield, Mich.	FA, '16	
14	Landry, Jarvis	WR	5-11	206	11/28/92	3	LSU '14	Lutcher, La.	D2, '14	
36	Lippett, Tony	CB	6-3	194	7/2/92	2	Michigan State '15	Detroit, Mich.	D5d, '15	
21	Lucas, Jordan	CB	6-0	204	8/2/93	R	Penn State '16	New Rochelle, N.Y.	D6b, '16	
41	Maxwell, Byron	CB	6-1	203	2/23/88	6	Clemson '11	North Charleston, S.C.	T, 2016 (Phi.)	
28	McCain, Bobby	CB	5-11	192	8/18/93	2	Memphis '15	Oxford, Ala.	D5a, '15	
90	Mitchell, Earl	DT	6-3	310	9/25/87	7	Arizona '10	Houston, Texas	UFA, '14 (Hou.)	
8	Moore, Matt	QB	6-3	225	8/9/84	9	Oregon State '07	Newhall, Calif.	UFA, '11 (Car.)	
11	Parker, DeVante	WR	6-3	212	1/20/93	2	Louisville '15	Louisville, Ky.	D1, '15	
42	Paysinger, Spencer	LB	6-2	249	6/28/88	6	Oregon '11	Los Angeles, Calif.	UFA, '15 (NYG)	
97	Phillips, Jordan	DT	6-6	335	10/15/92	2	Oklahoma '15	Towanda, Kan.	D2, '15	
40	Pitts, Lafayette	CB	5-11	196	9/24/92	R	Pittsburgh '16	Duquesne, Pa.	FA, '16	
30	Rambo, Bacarri	S	6-0	211	6/27/90	4	Georgia '13	Donalsonville, Ga	FA, '16	
57	Reilly, Trevor	LB	6-5	245	1/17/88	3	Utah '14	San Diego, Calif.	FA, '16	
87	Scott, Rashawn	WR	6-2	204	1/29/92	R	Miami (FL) '16	Melbourne, Fla.	FA, '16	
80	Sims, Dion	TE	6-4	271	2/18/91	4	Michigan State '13	Detroit, Mich.	D4b, '13	
65	Steen, Anthony	C/G	6-3	313	5/9/90	1	Alabama '14	Clarksdale, Miss.	FA, '16	
10	Stills, Kenny	WR	6-0	195	4/22/92	4	Oklahoma '13	Carlsbad, Calif.	T, 2015 (N.O.)	
93	Suh, Ndamukong	DT	6-4	305	1/6/87	7	Nebraska '10	Portland, Oregon	UFA '15 (Det.)	
17	Tannehill, Ryan	QB	6-4	216	7/27/88	5	Texas A&M '12	Big Spring, Texas	D1, '12	
31	Thomas, Michael	S	5-11	193	3/17/90	4	Stanford '12	Houston, Texas	FA, '13	
67	Tunsil, Laremy	G/T	6-5	316	8/2/94	R	Mississippi '16	Lake City, Fla.	D1, '16	
60	Urbik, Kraig	C/G	6-5	334	9/23/85	8	Wisconsin '09	Hudson, Wis.	FA, '16	
91	Wake, Cameron	DE	6-3	263	1/30/82	8	Penn State '05	Hyattsville, Md.	FA, '09	
26	Williams, Damien	RB	5-11	228	4/3/92	3	Oklahoma '14	San Diego, Calif.	FA, '14	
94	Williams, Mario	DE	6-6	300	1/31/85	11	North Carolina State '06	Richlands, N.C.	FA, '16	
75	Williams, Nick	DE	6-4	309	2/21/90	3	Samford '13	Birmingham, Ala.	Wai., '16 (K.C.)	
16	Yates, T.J.	QB	6-4	217	5/28/87	6	North Carolina '11	Marietta, Ga.	FA, '16	
79	Young, Sam	T	6-8	315	6/24/87	7	Notre Dame '10	Coral Springs, Fla.	FA, '16	
RESERVE/NON-FOOTBALL INJURY										
95	Jordan, Dion	DE	6-6	275	3/5/90	3	Oregon '13	Chandler, Ariz.	D1, '13	
RESERVE/INJURED										
84	Cameron, Jordan	TE	6-5	265	8/7/88	6	Southern California '11	Newbury Park, Calif.	UFA, '15 (Cle.)	11/5/2016
20	Jones, Reshad	S	6-1	214	2/25/88	7	Georgia '10	Atlanta, Ga.	D5b, '10	10/19/2016
33	Ekpre-Olomu, Ifo	CB	5-9	200	7/10/93	1	Oregon '15	Chino Hills, Calif.	Wai., '16 (Cle.)	8/10/2016
55	Misi, Koa	LB	6-3	256	1/17/87	7	Utah '10	Santa Rosa, Calif.	D2, '10	10/10/2016
51	Pouncey, Mike	C	6-5	299	7/24/89	6	Florida '11	Lakeland, Fla.	D1, '11	12/13/2016
PRACTICE SQUAD										
33	Benwikere, Bené	CB	6-0	200	9/3/91	3	San Jose State '14	Fontana, Calif.	Wai., '16 (Car.)	
15	Brown, Da'Ron	WR	6-0	199	9/21/91	1	Northern Illinois '15	Chicago, Ill.	FA, '16	
77	Davis, Jesse	T	6-6	309	9/15/91	1	Idaho '15	Asotin, Wash.	FA, '16	
6	Doughty, Brandon	QB	6-3	217	10/6/91	R	Western Kentucky '16	Davie, Fla.	D7a, '16	
37	Hendy, A.J.	S	6-0	209	4/8/93	R	Maryland '16	Bowie, Md.	FA, '16	
27	Johnson, Storm	RB	6-0	216	7/10/92	2	UCF '14	Loganville, Ga.	FA, '16	
34	Perry, Seniorise	RB	6-0	211	9/19/91	3	Louisville '14	Summerville, Ga.	FA, '16	
69	Poole, Terry	T	6-5	300	2/27/92	1	San Diego State '15	Seaside, Calif.	FA, '16	
73	Warsley, Julius	DE	6-2	294	5/15/90	1	Tulane '14	Baton Rouge, La.	FA, '16	
58	Watts, Brandon	LB	6-2	231	1/21/91	3	Georgia Tech '14	Tennille, Ga.	FA, '16	



2016 MIAMI DOLPHINS POSITIONAL ROSTER / PRONUNCIATIONS (as of Dec. 26, 2016)

OFFENSE (24)

QUARTERBACKS (3)						
NO	NAME	POS	HT	WT	DOB	EXP
8	Moore, Matt	QB	6-3	225	8/9/84	9
16	Yates, T.J.	QB	6-4	217	5/28/87	6
17	Tannehill, Ryan	QB	6-4	216	7/27/88	5

RUNNING BACKS (3)						
NO	NAME	POS	HT	WT	DOB	EXP
23	Ajayi, Jay	RB	6-0	229	6/15/93	2
26	Williams, Damien	RB	5-11	228	4/3/92	3
32	Drake, Kenyan	RB	6-1	216	1/26/94	R

WIDE RECEIVERS (6)						
NO	NAME	POS	HT	WT	DOB	EXP
10	Stills, Kenny	WR	6-0	195	4/22/92	4
11	Parker, DeVante	WR	6-3	212	1/20/93	2
14	Landry, Jarvis	WR	5-11	206	11/28/92	3
19	Grant, Jakeem	WR	5-7	172	10/30/92	R
87	Scott, Rashawn	WR	6-2	204	1/29/92	R
88	Carroo, Leonte	WR	6-1	217	1/24/94	R

TIGHT ENDS (4)						
NO	NAME	POS	HT	WT	DOB	EXP
48	Gray, MarQueis	TE	6-4	255	11/7/89	4
80	Sims, Dion	TE	6-4	271	2/18/91	4
83	Duarte, Thomas	TE	6-2	241	3/30/95	R
85	Jones, Dominique	TE	6-3	275	8/15/87	4

OFFENSIVE LINEMEN (8)						
NO	NAME	POS	HT	WT	DOB	EXP
60	Urbik, Kraig	C/G	6-5	334	9/23/85	8
64	Brendel, Jake	C	6-4	305	9/10/92	R
65	Steen, Anthony	C/G	6-3	313	5/9/90	1
67	Tunsil, Laremy	G/T	6-5	316	8/2/94	R
70	James, Ja'Wuan	T	6-6	307	6/3/92	3
74	Bushrod, Jermon	G/T	6-5	320	8/19/84	10
76	Albert, Branden	T	6-5	314	11/4/84	9
79	Young, Sam	T	6-8	315	6/24/87	7

PRACTICE SQUAD (10)

NO	NAME	POS	HT	WT	DOB	EXP
33	Benwikere, Bené	CB	6-0	200	9/3/91	3
15	Brown, Da'Ron	WR	6-0	199	9/21/91	1
77	Davis, Jesse	T	6-6	309	9/15/91	1
6	Doughty, Brandon	QB	6-3	217	10/6/91	R
37	Hendy, A.J.	S	6-0	209	4/8/93	R
27	Johnson, Storm	RB	6-0	216	7/10/92	2
34	Perry, Seniorise	RB	6-0	211	9/19/91	3
69	Poole, Terry	T	6-5	300	2/27/92	1
73	Warmesley, Julius	DE	6-2	294	5/15/90	1
58	Watts, Brandon	LB	6-2	231	1/21/91	3

RESERVE/INJURED (5)

NO	NAME	POS	HT	WT	DOB	EXP
20	Jones, Reshad	S	6-1	214	2/25/88	7
33	Ekpre-Olomu, Ifo	CB	5-9	200	7/10/93	1
51	Pouncey, Mike	C	6-5	299	7/24/89	6
55	Misi, Koa	LB	6-3	256	1/17/87	7
84	Cameron, Jordan	TE	6-5	265	8/7/88	6

DEFENSE (26)

DEFENSIVE LINEMEN (9)						
NO	NAME	POS	HT	WT	DOB	EXP
50	Branch, Andre	DE	6-5	263	7/14/89	5
75	Williams, Nick	DE	6-4	309	2/21/90	3
78	Fede, Terrence	DE	6-4	267	11/19/91	3
90	Mitchell, Earl	DT	6-3	310	9/25/87	7
91	Wake, Cameron	DE	6-3	263	1/30/82	8
93	Suh, Ndamukong	DT	6-4	305	1/6/87	7
94	Williams, Mario	DE	6-6	300	1/31/85	11
97	Phillips, Jordan	DT	6-6	335	10/15/92	2
98	Jones, Jason	DE	6-5	278	5/23/86	9

LINEBACKERS (7)						
NO	NAME	POS	HT	WT	DOB	EXP
42	Paysinger, Spencer	LB	6-2	249	6/28/88	6
45	Hull, Mike	LB	6-0	233	5/25/91	1
46	Hewitt, Neville	LB	6-2	232	4/6/93	2
47	Alonso, Kiko	LB	6-3	239	8/14/90	4
53	Jenkins, Jelani	LB	6-0	240	3/13/92	4
56	Butler, Donald	LB	6-1	242	10/17/88	6
57	Reilly, Trevor	LB	6-5	245	1/17/88	3

DEFENSIVE BACKS (10)						
NO	NAME	POS	HT	WT	DOB	EXP
21	Lucas, Jordan	CB	6-0	204	8/2/93	R
24	Abdul-Quddus, Isa	S	6-1	196	8/3/89	6
25	Howard, Xavien	CB	6-1	198	7/4/93	R
28	McCain, Bobby	CB	5-11	192	8/18/93	2
30	Rambo, Bacarri	S	6-0	211	6/27/90	4
31	Thomas, Michael	S	5-11	193	3/17/90	4
35	Aikens, Walt	S	6-1	218	6/19/91	3
36	Lippett, Tony	CB	6-3	194	7/2/92	2
40	Pitts, Lafayette	CB	5-11	196	9/24/92	R
41	Maxwell, Byron	CB	6-1	203	2/23/88	6

SPECIALISTS (3)

NO	NAME	POS	HT	WT	DOB	EXP
3	Franks, Andrew	K	6-1	202	1/11/93	2
4	Darr, Matt	P	6-1	214	7/2/92	2
92	Denney, John	LS	6-5	242	12/13/78	12

RESERVE/NON-FOOTBALL INJURY (1)

NO	NAME	POS	HT	WT	DOB	EXP
95	Jordan, Dion	DE	6-6	275	3/5/90	3

PRONUNCIATION GUIDE

PLAYER	PHONETICALLY	PLAYER	PHONETICALLY	COACH/STAFF	PHONETICALLY
S Isa Abdul-Quddus	EE-suh abdul-kuh-DOOS	T Ja'Wuan James	JUH-Wan	Lou Anarumo	aann-UH-room-OH
RB Jay Ajayi	uh-JYE-ee	LB Jelani Jenkins	JUH-lah-NEE	Joe Cimino	Chu-MEAN-oh
G/T Jermon Bushrod	JURR-mahn	LB Koa Misi	CO-uh, ME-see	Chris Foerster	FURR-stir
WR Leonte Carroo	LEON-tay Cuh-ROO	C Mike Pouncey	POUNCE-e	Naohisa Inoue	Now-HE-Sa, IN-ew-way
QB Brandon Doughty	DOW-tee	S Bacarri Rambo	Buh-CARR-ee	Daronte Jones	DUH-rawn-tay
TE Thomas Duarte	DOO-ort-ee	DT Ndamukong Suh	En-dom-ah-ken Soo	Chris Kuper	KOO-pehr
CB Ifo Ekpre-Olomu	EE-foh Ek-PRAY-uh-loh-moo	QB Ryan Tannehill	TAN-uh-hill	Marwan Maalouf	mah-LOOF
DE Terrence Fede	Fuh-DAY	G/T Laremy Tunsil	LAIR-uh-mee TUHN-suhl	Dave Puloka	Puh-LOU-kuh
TE MarQueis Gray	Mar-QUEES	C/G Kraig Urbik	ERR-bick		
CB Xavien Howard	EX-ay-vee-n				



2016 MIAMI DOLPHINS - HOW THEY WERE ACQUIRED (as of Dec. 26, 2016)

	DRAFT (19)	TRADES (3)	WAIVERS (1)	FREE AGENTS (31)
2005				LS John Denney
2009				DE Cameron Wake
2011				QB Matt Moore (Car.)
2012	QB Ryan Tannehill (1)			
2013	LB Jelani Jenkins (4a) TE Dion Sims (4b)			S Michael Thomas
2014	T Ja'Wuan James (1) WR Jarvis Landry (2) S Walt Aikens (4) DE Terrence Fede (7)			T Branden Albert (KC) DT Earl Mitchell (Hou.) RB Damien Williams
2015	WR DeVante Parker (1) DT Jordan Phillips (2) CB Bobby McCain (5a) RB Jay Ajayi (5b) CB Tony Lippett (5d)	WR Kenny Stills (N.O.)		P Matt Darr K Andrew Franks LB Neville Hewitt LB Mike Hull LB Spencer Paysinger (NYG) DT Ndamukong Suh (Det.)
2016	G/T Laremy Tunsil (1) CB Xavien Howard (2) RB Kenyan Drake (3a) WR Leonte Carroo (3b) WR Jakeem Grant (6a) CB Jordan Lucas (6b) TE Thomas Duarte (7b)	LB Kiko Alonso (Phi.) CB Byron Maxwell (Phi.)	DE Nick Williams (KC)	S Isa Abdul-Quddus (Det.) DE Andre Branch (Jax.) C Jake Brendel G/T Jermon Bushrod LB Donald Butler TE MarQueis Gray TE Dominique Jones DE Jason Jones S Bacarri Rambo LB Trevor Reilly CB Lafayette Pitts WR Rashawn Scott C/G Anthony Steen C/G Kraig Urbik DE Mario Williams QB T.J. Yates T Sam Young



2016 GAME RECAPS

WEEK 1

SEPT. 11, 2016 | SEATTLE, WASH.
CENTURYLINK FIELD
ATTENDANCE: 69,012 | TV: CBS

SCORING SUMMARY

MIAMI 10

SEATTLE 12

	1	2	3	4	F
Miami	0	3	0	7	10
Seattle	3	3	0	6	12

The Dolphins put up a tremendous effort at what is considered perhaps the toughest venue in the NFL, but ultimately left Seattle with a disappointing loss.

Seattle converted a make-or-break fourth-down situation and later scored the game-winning touchdown with 31 seconds left to hand the Dolphins a 12-10 loss at CenturyLink Field in Adam Gase's head-coaching debut.

Ryan Tannehill scored on a 2-yard quarterback draw with 4:08 left in the fourth quarter to give the Dolphins a 10-6 lead and Miami then had a chance to all but wrap up the victory when Seattle faced a fourth-and-4 from its 47-yard line.

The Seahawks converted on a 22-yard completion from Russell Wilson to Doug Baldwin, and those two combined again on the game-winning touchdown, a 2-yard pass on second-and-goal.

Earlier in the drive, Seattle converted a fourth-and-1 with a 7-yard run by Christine Michael.

Under new defensive coordinator Vance Joseph, the Dolphins kept Wilson and the Seattle offense in check most of the game, allowing only a pair of Steven Hauschka field goals before the last-minute touchdown.

The Dolphins defense came up with two takeaways — an interception by new safety Isa Abdul-Quddus and a fumble recovery by new linebacker Kiko Alonso. The Dolphins also stopped Seattle on fourth down when Abdul-Quddus broke up a pass in the flat intended for Baldwin.

Ultimately, it was missed opportunities that ended up costing the Dolphins.

After Arian Foster was stopped for no gain on fourth-and-1 from the Seattle 17 in the first quarter, Tannehill threw a perfect deep pass to Kenny Stills on the Dolphins' next offensive snap after Stills got way behind the Seattle secondary. But Stills dropped the pass, turning an easy touchdown into an incompletion.

Trailing 6-3 in the fourth quarter, the Dolphins had a first-and-goal from the Seattle 5-yard line six plays after Alonso's fumble recovery, but couldn't get into the end zone and Andrew Franks then had his 27-yard attempt blocked.

Tannehill's touchdown capped a seven-play, 86-yard drive that featured completions of 16 yards to Stills, 28 yards to Jarvis Landry and 29 yards to Damien Williams.

SCORING DRIVES

TEAM	QTR	TIME	PLAY (EXTRA POINT) (DRIVE INFO)	MIA	SEA
Seahawks	1	5:11	S.Hauschka 39 yd. Field Goal (12-46, 6:08)	0	3
Dolphins	2	8:45	A.Franks 41 yd. Field Goal (6-19, 2:06)	3	3
Seahawks	2	0:00	S.Hauschka 38 yd. Field Goal (10-72, 1:52)	3	6
Dolphins	4	4:08	R.Tannehill 2 yd. run (A.Franks kick) (7-86, 3:01)	10	6
Seahawks	4	0:31	D.Baldwin 2 yd. pass from R.Wilson (kick blocked) (14-75, 3:37)	10	12

GAME STATISTICS

RUSHING (Att-Yds-TD):

Miami: A. Foster 13-38, R. Tannehill 5-17-1, D. Williams 2-9.
Seattle: C. Michael 15-66, T. Rawls 12-32, R. Wilson 4-16, C. Proise 1-(-2).

PASSING (A-C-Y-TD-I):

Miami: R. Tannehill 29-16-186-0-0.
Seattle: R. Wilson 43-27-258-1-1.

RECEIVING (Rec-Yds-TD):

Miami: J. Landry 7-59, A. Foster 3-62, L. Carroo 2-14, J. Cameron 2-6, D. Williams 1-29, K. Stills 1-16.
Seattle: D. Baldwin 9-92-1, J. Kearse 5-57, T. Rawls 3-26, T. Lockett 3-17, L. Willson 2-26, C. Michael 2-5, C. Proise 1-13, P. Richardson 1-11, J. Graham 1-11.

SACKS (Sk-Yds):

Miami: N. Suh 1-13, M. Williams 1-5, J. Phillips 0.5-0, J. Jones 0.5-0.
Seattle: M. Bennett 1-9, C. Marsh 1-9, F. Clark 1-8, K. Wright 1-2.

INTERCEPTIONS (Int-Yds):

Miami: I. Abdul-Quddus 1-9.
Seattle: None.

FORCED FUMBLES:

Miami: None
Seattle: C. Marsh 1, A. Rubin 1.

FUMBLE RECOVERIES (No-Yds):

Miami: K. Alonso 1-2.
Seattle: None.

TEAM STATS

	MIA	SEA
First Downs	11	21
Rushing	3	4
Passing	7	16
Penalty	1	1
3rd-Down Efficiency	3 for 14	5 for 16
4th-Down Efficiency	0 for 1	2 for 3
Total Net Yards	214	352
Total Net Plays	54	78
Average Gain	4.0	4.5
Net Yards Rushing	64	112
Rushes	20	32
Yards per Rush	3.2	3.5
Net Yards Passing	150	240
Completed - Attempted	16-29	27-43
Yards per Pass Play	4.4	5.2
Sacked - Yards Lost	5-36	3-18
Had Intercepted	0	1
Punts - Average	7-327-46.7	6-253-42.2
Return Yardage	125	40
Punts - Return Yards	4-32	3-40
Kickoffs - Return Yards	3-84	0-0
Interceptions - Return Yards	1-9	0-0
Penalties - Yards	4-40	8-69
Fumbles - Lost	2-0	1-1
Red-Zone Efficiency	1 for 3	1 for 2
Goal-to-Go Efficiency	1 for 2	1 for 1
Time of Possession	25:28	34:32



2016 GAME RECAPS

WEEK 2

SEPT. 18, 2016 | FOXBOROUGH, MASS.
GILLETTE STADIUM
ATTENDANCE: 66,829 | TV: CBS

SCORING SUMMARY

MIAMI 24

NEW ENGLAND 31

	1	2	3	4	F
Miami	0	3	7	14	24
New England	14	10	7	0	31

The Dolphins almost pulled off a remarkable comeback, but came up just short at Gillette Stadium.

The New England Patriots scored touchdowns on their first three possessions before quarterback Jimmy Garoppolo left the game with an injury, built a 24-0 lead and held on for a 31-24 victory.

Tannehill threw two touchdown passes, to wide receiver Kenny Stills and tight end Jordan Cameron, and rookie Kenyan Drake scored his first NFL touchdown on a 7-yard run as the Dolphins outscored New England 21-7 in the second half. The Dolphins also got a 27-yard field goal from Andrew Franks on the last play of the first half.

New England almost put the game away by getting four first downs and setting up for a 39-yard field goal attempt, but Stephen Gostkowski was wide right.

The Dolphins had one final chance after getting the ball at their own 29-yard line with 1:04 left but no timeouts.

The Dolphins got the ball to the New England 29 thanks to a 20-yard completion from Tannehill to DeVante Parker and a 17-yard scramble by Tannehill, but the comeback attempt ended when Duron Harmon recorded an interception in the end zone on fourth-and-5 on a pass intended for Parker.

Before leaving the game with a shoulder injury in the second quarter, Garoppolo threw three touchdown passes, two to wide receiver Danny Amendola and one to tight end Martellus Bennett.

The Dolphins committed two turnovers in the first half — one interception and a fumble by wide receiver Jarvis Landry — and also had a drive end when center Anthony Steen snapped the ball before Tannehill was ready on a third-and-6.

Running back Jay Ajayi, back in the lineup after being inactive in the opener, lost a fumble on the Dolphins' first drive of the second half and New England followed with a 68-yard touchdown drive to make it 31-3.

But the Dolphins began their comeback attempt after that, scoring their touchdowns on drives of 75, 88 and 75 yards.

SCORING DRIVES

TEAM	QTR	TIME	PLAY (EXTRA POINT) (DRIVE INFO)	MIA	NE
Patriots	1	10:53	D.Amendola 12 yd. pass from J.Garoppolo (S.Gostkowski kick) (8-75, 4:07)	0	7
Patriots	1	6:22	M.Bennett 20 yd. pass from J.Garoppolo (S.Gostkowski kick) (7-75, 3:10)	0	14
Patriots	2	13:10	D.Amendola 10 yd. pass from J.Garoppolo (S.Gostkowski kick) (12-76, 6:21)	0	21
Patriots	2	2:48	S.Gostkowski 34 yd. Field Goal (9-36, 3:01)	0	24
Dolphins	2	0:00	A.Franks 27 yd. Field Goal (9-77, 0:58)	3	24
Patriots	3	8:44	L.Blount 9 yd. run (S.Gostkowski kick) (5-68, 2:51)	3	31
Dolphins	3	5:45	K.Stills 24 yd. pass from R.Tannehill (A.Franks kick) (7-75, 2:59)	10	31
Dolphins	4	14:51	J.Cameron 12 yd. pass from R.Tannehill (A.Franks kick) (5-88, 2:13)	17	31
Dolphins	4	6:06	K.Drake 7 yd. run (A.Franks kick) (9-74, 4:43)	24	31

GAME STATISTICS

RUSHING (Att-Yds-TD):

Miami: R. Tannehill 6-35, J. Ajayi 5-14, K. Drake 2-12, A. Foster 3-9.
New England: L. Blount 29-123-1, J. White 4-19, J. Brissett 4-12, D. Foster 1-7.

PASSING (A-C-Y-TD-I):

Miami: R. Tannehill 45-32-387-2-2.
New England: J. Garoppolo 26-18-232-3-0, J. Brissett 9-6-92-0-0.

RECEIVING (Rec-Yds-TD):

Miami: J. Landry 10-135, D. Parker 8-106, J. Cameron 5-49-1, J. Ajayi 4-31, K. Stills 2-39-1, K. Drake 2-6, D. Sims 1-21.
New England: J. Edelman 7-76, M. Bennett 5-114-1, C. Hogan, 4-59, D. Amendola 4-48-2, J. White 2-10, M. Mitchell 1-15, D. Foster 1-2.

SACKS (Sk-Yds):

Miami: M. Thomas 1-14, J. Jones 1-8.
New England: None.

INTERCEPTIONS (Int-Yds):

Miami: None.
New England: J. Collins 1-13, D. Harmon 1-0.

FORCED FUMBLES:

Miami: B. Maxwell 1, B. McCain 1, M. Thomas 1.
New England: J. Freeny 1, L. Ryan 1.

FUMBLE RECOVERIES (No-Yds):

Miami: K. Alonso 1-0.
New England: T. Flowers 1-0, C. Long 1-0.

TEAM STATS	MIA	NE
First Downs	23	29
Rushing	2	11
Passing	19	15
Penalty	2	3
3rd-Down Efficiency	5 for 10	7 for 14
4th-Down Efficiency	0 for 1	0 for 0
Total Net Yards	457	463
Total Net Plays	61	75
Average Gain	7.5	6.2
Net Yards Rushing	70	161
Rushes	16	38
Yards per Rush	4.4	4.2
Net Yards Passing	387	302
Completed - Attempted	32-45	24-35
Yards per Pass Play	8.6	8.2
Sacked - Yards Lost	0-0	2-22
Had Intercepted	2	0
Punts - Average	4-199-49.8	4-128-32.0
Return Yardage	15	64
Punts - Return Yards	0-0	3-33
Kickoffs - Return Yards	1-15	1-18
Interceptions - Return Yards	0-0	2-13
Penalties - Yards	5-49	7-65
Fumbles - Lost	3-2	3-1
Red-Zone Efficiency	2 for 3	3 for 4
Goal-to-Go Efficiency	0 for 1	1 for 1
Time of Possession	23:14	36:46



2016 GAME RECAPS

WEEK 3

SEPT. 25, 2016 | MIAMI GARDENS, FLA.
HARD ROCK STADIUM
ATTENDANCE: 65,176 | TV: CBS

SCORING SUMMARY

CLEVELAND 24

MIAMI 30 (OT)

	1	2	3	4	OT	F
Cleveland	0	13	0	11	0	24
Miami	7	3	7	7	6	30

In a game that featured more than its share of swings and ups and downs, the Dolphins found a way to beat the Cleveland Browns in their home opener.

Jay Ajayi scored on an 11-yard touchdown run with 8:26 left in overtime to give the Dolphins a 30-24 victory in the first regular season game at the newly named Hard Rock Stadium.

Ajayi's touchdown came right after Ryan Tannehill hit Jarvis Landry with a 32-yard pass down the left sideline.

The Browns won the overtime coin toss and made the unusual decision to kick off, giving the Dolphins the chance to win with a touchdown. Instead, the Dolphins went three-and-out.

But after a sack by Ndamukong Suh and a holding penalty, Cleveland had to punt the ball back after getting one first down and Landry's 13-yard punt return set up the Dolphins to start their game-winning drive at the Cleveland 44.

Cleveland had a chance to win the game on the final play of the game, but Cody Parkey was wide left on a 46-yard attempt — his third miss of the game.

That opportunity was set up by a fumble recovery by Browns linebacker Corey Lemonier, who also sacked Tannehill and forced a fumble on that play. It was a fourth consecutive unsuccessful drive for the offense, which looked to have found its groove in the second half when Tannehill threw touchdown passes to Jarvis Landry and Damien Williams on back-to-back possessions to turn a 13-10 deficit into a 24-13 lead.

But Cleveland answered with a touchdown run by Terrelle Pryor, a two-point conversion pass from Cody Kessler to Gary Barnidge and a field goal.

Tannehill ended with three touchdown passes; he connected with DeVante Parker in the first half.

SCORING DRIVES

TEAM	QTR	TIME	PLAY (EXTRA POINT) (DRIVE INFO)	CLE	MIA
Dolphins	1	10:16	D.Parker 26 yd. pass from R.Tannehill (A.Franks kick) (5-61, 2:37)	0	7
Browns	2	13:32	C.Parkey 46 yd. Field Goal (10-58, 5:03)	3	7
Browns	2	6:47	B.Boddy-Calhoun 27 yd. interception return (C.Parkey kick)	10	7
Dolphins	2	1:57	A.Franks 37 yd. Field Goal (10-56, 4:50)	10	10
Browns	2	0:42	C.Parkey 48 yd. Field Goal (8-45, 1:15)	13	10
Dolphins	3	5:17	J.Landry 42 yd. pass from R.Tannehill (A.Franks kick) (4-68, 2:10)	13	17
Dolphins	4	14:17	D.Williams 10 yd. pass from R.Tannehill (A.Franks kick) (6-64, 3:16)	13	24
Browns	4	10:12	T.Pryor 3 yd. run (C.Kessler-G.Barnidge pass) (9-83, 4:05)	21	24
Browns	4	3:14	C.Parkey 38 yd. Field Goal (8-74, 3:03)	24	24
Dolphins	OT	8:26	J.Ajayi 11 yd. run (3-44, 1:13) (3-44, 1:13)	24	30

GAME STATISTICS

RUSHING (Att-Yds-TD):

Cleveland: I. Crowell 15-79, D. Johnson 10-69, T. Pryor 4-21-1, A. Hawkins 1-1, C. Kessler 2-(-1).
Miami: K. Drake 9-37, J. Ajayi 7-28-1, I. Peard 5-17, J. Landry 2-16, D. Williams 1-15, R. Tannehill 1-2.

PASSING (A-C-Y-TD-I):

Cleveland: C. Kessler 33-21-244-0-0, T. Pryor 5-3-35-0-0.
Miami: R. Tannehill 39-25-319-3-2.

RECEIVING (Rec-Yds-TD):

Cleveland: T. Pryor 8-144, G. Barnidge 5-66, D. Johnson 5-12, R. Louis 3-40, A. Hawkins 2-14, M. Johnson 1-3.
Miami: J. Landry 7-120-1, K. Stills 5-76, D. Sims 4-46, D. Parker 3-51-1, D. Williams 3-10-1, K. Drake 2-11, J. Cameron 1-5.

SACKS (Sk-Yds):

Cleveland: C. Lemonier 1-8.
Miami: N. Suh 1.5-7.5, C. Wake 1-7, A. Branch 1-3, R. Jones 0.5-0.5.

INTERCEPTIONS (Int-Yds):

Cleveland: B. Boddy-Calhoun 1-27-1, J. Taylor 1-(-3).
Miami: None.

FORCED FUMBLES:

Cleveland: C. Lemonier 1.
Miami: X. Howard 1, C. Wake 1.

FUMBLE RECOVERIES (No-Yds):

Cleveland: C. Lemonier 1.
Miami: J. Jones 1.

TEAM STATS

	CLE	MIA
First Downs	21	23
Rushing	8	6
Passing	10	15
Penalty	3	2
3rd-Down Efficiency	4 for 15	2 for 10
4th-Down Efficiency	0 for 0	0 for 0
Total Net Yards	430	426
Total Net Plays	74	65
Average Gain	5.8	6.6
Net Yards Rushing	169	115
Rushes	32	25
Yards per Rush	5.3	4.6
Net Yards Passing	261	311
Completed - Attempted	24-38	25-39
Yards per Pass Play	6.2	7.8
Sacked - Yards Lost	4-18	1-8
Had Intercepted	0	2
Punts - Average	5-223-44.6	6-293-48.8
Return Yardage	75	40
Punts - Return Yards	1-0	1-13
Kickoffs - Return Yards	3-51	1-27
Interceptions - Return Yards	2-24	0-0
Penalties - Yards	13-91	8-67
Fumbles - Lost	3-1	1-1
Time of Possession	37:22	29:12
Goal-to-Go Efficiency	1 for 2	1 for 1
Time of Possession	25:28	34:32



2016 GAME RECAPS

WEEK 4

SEPT. 29, 2016 | CINCINNATI, OHIO
PAUL BROWN STADIUM
ATTENDANCE: 60,834 | TV: NFL NETWORK

SCORING SUMMARY

MIAMI 7

CINCINNATI 22

	1	2	3	4	F
Miami	7	0	0	0	7
Cincinnati	10	6	3	3	22

The Dolphins faced a tough challenge having to travel to Cincinnati on a short week, and it was made tougher by a rash of injuries that hit the team.

A big play gave the Dolphins a lead in the first quarter, but the Bengals took control from there and went on to a 22-7 victory at Paul Brown Stadium.

The Dolphins faced the Bengals without starters Arian Foster, Branden Albert and Anthony Steen on offense and Jelani Jenkins and Koa Misi on defense. Cornerback Byron Maxwell, who started the first three games, was active but didn't play.

After giving up a field goal on the opening drive, the Dolphins took a 7-3 lead on their second offensive snap when Ryan Tannehill connected with Kenny Stills for a 74-yard touchdown, the team's longest pass play since 2012.

But the rest of the game was a struggle for the offense. The Dolphins finished with 222 total yards and were only 2-of-11 in third-down conversions.

One positive on offense was the running game, with the Dolphins averaging 4.8 yards on 13 rushing attempts.

The defense couldn't contain wide receiver A.J. Green, whose 123 receiving yards in the first half were the most for any NFL player this season. Green finished with 10 catches for 173 yards and a 7-yard touchdown that gave Cincinnati a 10-7 lead, a lead the Bengals would never relinquish.

One highlight on defense was the ability to stop the run. The Dolphins held Cincinnati to 77 yards on 37 attempts, a meager 2.1 average. Even taking away Andy Dalton's four kneel-downs, Cincinnati still averaged only 2.5 yards per rushing attempts.

The rest of the scoring came from Bengals kicker Mike Nugent, who kicked five field goals, including a 43-yard kick that late in the second quarter that gave the Bengals a 16-7 lead going into halftime.

Cornerback Bobby McCain recorded the only sack of the game for the Bengals when he came in free on a blitz and dropped Dalton for an 11-yard loss.

SCORING DRIVES

TEAM	QTR	TIME	PLAY (EXTRA POINT) (DRIVE INFO)	MIA	CIN
Bengals	1	9:51	M.Nugent 42 yd. Field Goal (11-54, 5:09)	0	3
Dolphins	1	9:04	K.Stills 74 yd. pass from R.Tannehill (A.Franks kick) (2-81, 0:47)	7	3
Bengals	1	3:19	A.Green 7 yd. pass from A.Dalton (M.Nugent kick) (7-90, 3:24)	7	10
Bengals	2	4:12	M.Nugent 22 yd. Field Goal (14-80, 8:25)	7	13
Bengals	2	1:06	M.Nugent 43 yd. Field Goal (4-2, 1:01)	7	16
Bengals	3	6:09	M.Nugent 22 yd. Field Goal (9-85, 4:16)	7	19
Bengals	4	13:30	M.Nugent 47 yd. Field Goal (10-45, 5:25)	7	22

GAME STATISTICS

RUSHING (Att-Yds-TD):

Miami: J. Ajayi 6-33, K. Drake 2-15, D. Williams 2-9, I. Pead 3-5.
Cincinnati: J. Hill 21-71, G. Bernard 10-18, A. Dalton 6-(-12).

PASSING (A-C-Y-TD-I):

Miami: R. Tannehill 25-15-189-1-1.
Cincinnati: A. Dalton 31-22-296-1-0.

RECEIVING (Rec-Yds-TD):

Miami: J. Landry 7-61, D. Parker 2-20, J. Ajayi 2-13, K. Stills 1-74-1, D. Sims 1-9, D. Williams 1-6, I. Pead 1-6.
Cincinnati: A. Green 10-173-1, C. Uzomah 4-45, B. LaFell 4-44, G. Bernard 3-24, T. Boyd 1-10.

SACKS (Sk-Yds):

Miami: B. McCain 1-11.
Cincinnati: C. Dunlap 2-14, G. Atkins 1.5-10.5, W. Clarke 1-0, M. Johnson 0.5-4.5.

INTERCEPTIONS (Int-Yds):

Miami: None.
Cincinnati: C. Lewis-Harris 1-11.

FORCED FUMBLES:

Miami: A. Branch 1.
Cincinnati: C. Dunlap 1.

FUMBLE RECOVERIES (No-Yds):

Miami: None.
Cincinnati: D. Peko 1-0.

TEAM STATS	MIA	CIN
First Downs	8	19
Rushing	3	4
Passing	5	13
Penalty	0	2
3rd-Down Efficiency	2 for 11	3 for 15
4th-Down Efficiency	0 for 1	1 for 1
Total Net Yards	222	362
Total Net Plays	43	69
Average Gain	5.2	5.2
Net Yards Rushing	62	77
Rushes	13	37
Yards per Rush	4.8	2.1
Net Yards Passing	160	285
Completed - Attempted	15-25	22-31
Yards per Pass Play	5.3	8.9
Sacked - Yards Lost	5-29	1-11
Had Intercepted	1	0
Punts - Average	7-34.4-49.1	4-18.4-46.0
Return Yardage	63	55
Punts - Return Yards	3-13	3-23
Kickoffs - Return Yards	3-50	1-21
Interceptions - Return Yards	0-0	1-11
Penalties - Yards	7-68	6-40
Fumbles - Lost	1-1	2-0
Red-Zone Efficiency	0 for 0	1 for 3
Goal-to-Go Efficiency	0 for 0	1 for 2
Time of Possession	21:58	38:02



2016 GAME RECAPS

WEEK 5

OCT. 9, 2016 | MIAMI GARDENS, FLA.
HARD ROCK STADIUM
ATTENDANCE: 64,425 | TV: CBS

SCORING SUMMARY

TENNESSEE 30

MIAMI 17

	1	2	3	4	F
Tennessee	7	14	3	6	30
Miami	0	14	3	0	17

The Dolphins got a couple of electrifying plays in their return to Hard Rock Stadium, but it wasn't enough to produce a victory against the Tennessee Titans.

Marcus Mariota threw three touchdown passes and ran for another score as the Titans beat the Dolphins 30-17.

Mariota's touchdown passes went to former University of Miami star Andre Johnson, tight end Delanie Walker and former Dolphins wide receiver Rishard Matthews. Mariota was sacked four times and knocked out of the game last year when the Dolphins beat the Titans 38-10 in Nashville, but he had the upper hand in this one.

The Dolphins got touchdowns on a 74-yard punt return by rookie Jakeem Grant and a 4-yard run by Jay Ajayi.

The touchdown was the first of Grant's career and the fourth punt return for a touchdown by a rookie in franchise history. Grant, the sixth-round pick from Texas Tech, used his speed to run around two Tennessee players, then avoided two tacklers down the right sideline before racing into the end zone.

The other big play for the Dolphins was a 58-yard reception by running back Damien Williams that set up Ajayi's touchdown. Williams made two defenders miss after catching a swing pass to the left, then sprinted down the left sideline for the longest reception by a Dolphins running back since 2009 when Ricky Williams had a 59-yard gain against the New York Jets.

Tannehill was sacked six times and intercepted twice, the Dolphins were 4-for-11 in third-down conversions, and had the ball on offense for only 23:16.

While Pro Bowl center Mike Pouncey made his 2016 debut against the Titans, the Dolphins still had to play without their projected starting offensive line.

Billy Turner became the third different starting left tackle for the Dolphins this season, as Branden Albert and Laremy Tunsil both were inactive. Turner started at left guard in the previous game against Cincinnati after Tunsil moved over from left guard to replace Albert.

The Dolphins also were without starting linebackers Jelani Jenkins and Koa Misi for a second consecutive week, as well as tight end Jordan Cameron, running back Arian Foster and cornerback Xavien Howard.

SCORING DRIVES

TEAM	QTR	TIME	PLAY (EXTRA POINT) (DRIVE INFO)	TEN	MIA
Titans	1	0:23	M.Mariota 5 yd. run (R.Succop kick) (5-61, 2:49)	7	0
Dolphins	2	12:23	J.Grant 74 yd. punt return (A.Franks kick)	7	7
Titans	2	5:30	A.Johnson 5 yd. pass from M.Mariota (R.Succop kick) (12-76, 6:53)	14	7
Dolphins	2	2:00	J.Ajayi 4 yd. run (A.Franks kick) (6-79, 3:30)	14	14
Titans	2	0:47	D.Walker 20 yd. pass from M.Mariota (R.Succop kick) (6-75, 1:13)	21	14
Titans	3	10:33	R.Succop 40 yd. Field Goal (4-2, 1:25)	24	14
Dolphins	3	5:10	A.Franks 24 yd. Field Goal (8-69, 5:23)	24	17
Titans	4	8:23	R.Matthews 4 yd. pass from M.Mariota (kick blocked) (9-66, 4:54)	30	17

GAME STATISTICS

RUSHING (Att-Yds-TD):

Tennessee: D. Murray 27-121, M. Mariota 7-60-1, D. Henry 7-54.
Miami: J. Ajayi 13-42-1, K. Drake 2-4, D. Williams 1-3, J. Landry 1-2.

PASSING (A-C-Y-TD-I):

Tennessee: M. Mariota 29-20-163-3-0.
Miami: R. Tannehill 18-12-191-0-2.

RECEIVING (Rec-Yds-TD):

Tennessee: D. Walker 5-66-1, D. Murray 5-16, R. Matthews 4-32-1, T. Sharpe 2-17, A. Johnson 2-13-1, A. Fasano 1-10, K. Wright 1-9.
Miami: J. Landry 3-28, D. Parker 2-70, D. Williams 2-67, K. Drake 2-16, D. Jones 2-4, D. Sims 1-6.

SACKS (Sk-Yds):

Tennessee: B. Orakpo 2-19, J. Casey 2-14, D. Morgan 2-9.
Miami: None.

INTERCEPTIONS (Int-Yds):

Tennessee: D. Stafford 1-4, J. McCourty 1-1.
Miami: None

FORCED FUMBLES:

Tennessee: None.
Miami: B. Maxwell 1.

FUMBLE RECOVERIES (No-Yds):

Tennessee: None
Miami: None

TEAM STATS

	TEN	MIA
First Downs	23	8
Rushing	13	3
Passing	8	5
Penalty	2	0
3rd-Down Efficiency	5 for 12	4 for 11
4th-Down Efficiency	0 for 1	0 for 0
Total Net Yards	398	200
Total Net Plays	70	41
Average Gain	5.7	4.9
Net Yards Rushing	235	51
Rushes	41	17
Yards per Rush	5.7	3.0
Net Yards Passing	163	149
Completed - Attempted	20-29	12-18
Yards per Pass Play	5.6	6.2
Sacked - Yards Lost	0-0	6-42
Had Intercepted	0	2
Punts - Average	5-175-35.0	6-298-49.7
Return Yardage	45	133
Punts - Return Yards	4-20	2-86
Kickoffs - Return Yards	1-20	2-47
Interceptions - Return Yards	2-5	0-0
Penalties - Yards	5-40	8-83
Fumbles - Lost	1-0	0-0
Red-Zone Efficiency	3 for 3	1 for 2
Goal-to-Go Efficiency	3 for 3	1 for 1
Time of Possession	36:44	23:16



2016 GAME RECAPS

WEEK 6

OCT. 16, 2016 | MIAMI GARDENS, FLA.
HARD ROCK STADIUM
ATTENDANCE: 65,351 | TV: CBS

PITTSBURGH 15

MIAMI 30

SCORING SUMMARY

	1	2	3	4	F
Pittsburgh	8	0	0	7	15
Miami	3	13	7	7	30

Jay Ajayi put together one of the great rushing performances in Dolphins history, and the result was an impressive victory against one of the best teams in the AFC.

Ajayi rushed for a career-high 204 yards and two touchdowns, including a game-clinching 62-yard run with 50 seconds left, to lead the Dolphins to a 30-15 victory against the Pittsburgh Steelers 23-15 at Hard Rock Stadium in the second of four consecutive home games.

It was the first 200-yard rushing performance by a Dolphins running back since December 2011 when Reggie Bush did it against the Buffalo Bills.

Ryan Tannehill didn't throw a touchdown pass, but had completions of 53 yards to tight end MarQueis Gray and 39 yards to Jarvis Landry. He also wasn't sacked and played mistake-free football.

The defense did its part in the victory, holding quarterback Ben Roethlisberger and wide receiver Antonio Brown in check.

Roethlisberger came in having thrown three touchdown passes in each of the previous two weeks, but he was held without one until only 1:02 remained in the fourth quarter.

Landry recovered the onside the kick after the Steelers cut the Dolphins lead to 23-15 and Ajayi sealed the victory on the next play. Ajayi joined Ricky Williams, Lamar Smith and Bush as Dolphins players with 200-yard rushing performances.

The Dolphins intercepted Roethlisberger twice, once by Reshad Jones and the other by fellow safety Isa Abdul-Quddus.

The Dolphins opened with its projected starting offensive line — Branden Albert, Laremy Tunsil, Mike Pouncey, Jermon Bushrod and Ja'Wuan James — for the first time all season and it clearly made a difference.

The Dolphins controlled every aspect of the game and the only reason the score wasn't more lopsided — besides the late Pittsburgh touchdown — was the inability to produce in the red zone as they had to settle for three short field goals by Andrew Franks, who also had a short attempt blocked. The Dolphins also had a touchdown pass from Tannehill to Dominique Jones nullified by an illegal formation penalty.

SCORING DRIVES

TEAM	QTR	TIME	PLAY (EXTRA POINT) (DRIVE INFO)	PIT	MIA
Dolphins	1	8:34	A.Franks 30 yd. Field Goal (9-53, 3:39)	0	3
Steelers	1	5:39	D.Heyward-Bey 60 yd. run (B.Roethlisberger-L.Bell pass) (6-75, 2:55)	8	3
Dolphins	2	8:18	A.Franks 23 yd. Field Goal (12-85, 7:08)	8	6
Dolphins	2	5:23	A.Franks 30 yd. Field Goal (4-1, 2:43)	8	9
Dolphins	2	0:21	D.Williams 1 yd. run (A.Franks kick) (9-71, 2:26)	8	16
Dolphins	3	1:39	J.Ajayi 1 yd. run (A.Franks kick) (6-52, 3:31)	8	23
Steelers	4	1:02	C.Hamilton 23 yd. pass from B.Roethlisberger (C.Boswell kick) (10-97, 3:18)	15	23
Dolphins	4	0:50	J.Ajayi 62 yd. run (A.Franks kick) (1-62, 0:12)	15	30

GAME STATISTICS

RUSHING (Att-Yds-TD):

Pittsburgh: D. Heyward-Bey 1-60-1, L. Bell 10-53, D. Williams 3-10, A. Brown 1-6, L. Jones 1-(-1).
Miami: J. Ajayi 25-204-2, D. Williams 6-12-1, A. Foster 3-3, R. Tannehill 2-3.

PASSING (A-C-Y-TD-I):

Pittsburgh: B. Roethlisberger 34-19-189-1-2, L. Jones 1-0-0-0-0.
Miami: R. Tannehill 32-24-252-0-0.

RECEIVING (Rec-Yds-TD):

Pittsburgh: L. Bell 6-55, A. Brown 4-39, E. Rogers 4-35, C. Hamilton 2-36-1, J. James 2-13, X. Grimble 1-11.
Miami: J. Landry 7-91, D. Parker 5-28, M. Gray 3-81, K. Stills 2-12, A. Foster 2-12, D. Williams 2-5, D. Sims 1-12, D. Jones 1-8, J. Ajayi 1-3.

SACKS (Sk-Yds):

Pittsburgh: None.
Miami: A. Branch 1.5-15.5, C. Wake 0.5-4.5.

INTERCEPTIONS (Int-Yds):

Pittsburgh: None.
Miami: R. Jones 1-17, I. Abdul-Quddus 1-7.

FORCED FUMBLES:

Pittsburgh: None.
Miami: None.

FUMBLE RECOVERIES (No-Yds):

Pittsburgh: None.
Miami: None.

TEAM STATS

	PIT	MIA
First Downs	15	24
Rushing	3	12
Passing	11	10
Penalty	1	2
3rd-Down Efficiency	3 for 11	7 for 14
4th-Down Efficiency	0 for 1	0 for 0
Total Net Yards	297	474
Total Net Plays	53	68
Average Gain	5.6	7.0
Net Yards Rushing	128	222
Rushes	16	36
Yards per Rush	8.0	6.2
Net Yards Passing	169	252
Completed - Attempted	19-35	24-32
Yards per Pass Play	4.6	7.9
Sacked - Yards Lost	2-20	0-0
Had Intercepted	2	0
Punts - Average	5-180-36.0	2-77-38.5
Return Yardage	57	50
Punts - Return Yards	0-0	2-26
Kickoffs - Return Yards	3-57	0-0
Interceptions - Return Yards	0-0	2-24
Penalties - Yards	6-65	8-95
Fumbles - Lost	0-0	0-0
Red-Zone Efficiency	0 for 0	2 for 6
Goal-to-Go Efficiency	0 for 0	2 for 3
Time of Possession	23:30	36:30



2016 GAME RECAPS

WEEK 7

OCT. 23, 2016 | MIAMI GARDENS, FLA.
HARD ROCK STADIUM
ATTENDANCE: 65,658 | TV: CBS

SCORING SUMMARY

BUFFALO 25

MIAMI 28

	1	2	3	4	F
Buffalo	3	7	7	8	25
Miami	3	3	8	14	28

SCORING DRIVES

TEAM	QTR	TIME	PLAY (EXTRA POINT) (DRIVE INFO)	BUF	MIA
Dolphins	1	7:28	A.Franks 36 yd. Field Goal (15-64, 7:32)	0	3
Bills	1	0:49	D.Carpenter 29 yd. Field Goal (6-20, 1:59)	3	3
Bills	2	11:47	T.Taylor 10 yd. run (D.Carpenter kick) (7-40, 2:50)	10	3
Dolphins	2	3:47	A.Franks 33 yd. Field Goal (12-58, 8:00)	10	6
Bills	3	5:51	M.Goodwin 67 yd. pass from T.Taylor (D.Carpenter kick) (1-67, 0:09)	17	6
Dolphins	3	0:18	J.Ajayi 4 yd. run (R.Tannehill-J.Landry pass) (10-75, 5:33)	17	14
Dolphins	4	3:56	D.Williams 12 yd. run (A.Franks kick) (6-64, 3:49)	17	21
Dolphins	4	2:24	K.Stills 66 yd. pass from R.Tannehill (A.Franks kick) (3-70, 1:03)	17	28
Bills	4	0:14	R.Bush 1 yd. run (T.Taylor-R.Bush pass) (13-75, 2:10)	25	28

Jay Ajayi and the Dolphins did it again.

Ajayi had a second consecutive tremendous rushing performance and the Dolphins again knocked off one of the best teams in the AFC, beating the Buffalo Bills 28-25 at Hard Rock Stadium.

A week after rushing for 204 yards against Pittsburgh, Ajayi finished with 214 yards as he joined O.J. Simpson, Earl Campbell and former Dolphins running back Ricky Williams as the only players in NFL history with back-to-back 200-yard games.

Ajayi reached the 200-yard mark on a 14-yard run in the fourth quarter that came three plays before Damien Williams scored the go-ahead touchdown on a 12-yard run.

Williams scored after breaking two tackles at the 4-yard line, getting some help from two offensive linemen who pushed the pile toward the end zone.

The Dolphins added to their lead with 2:24 left when Ryan Tannehill connected with Kenny Stills for a 66-yard touchdown pass on a huge third-and-6 play.

Buffalo made the score closer with a touchdown and a two-point conversion with 14 seconds left.

Ajayi's effort against Buffalo included a 4-yard touchdown run in the third quarter that cut the Dolphins' deficit to 17-14 after a successful two-point conversion on a pass from Tannehill to Jarvis Landry.

The Dolphins handled the league's top-ranked rushing offense, holding Buffalo to 67 yards on 22 carries.

LeSean McCoy, who started despite being questionable with a hamstring injury, was held to 11 yards on eight attempts before leaving the game.

Tyrod Taylor ran for a touchdown and passed for another for Buffalo, which came in riding a four-game winning streak, the team's longest since the 2008 season.

GAME STATISTICS

RUSHING (Att-Yds-TD):

Buffalo: T. Taylor 7-35-1, M. Gillislee 5-20, L. McCoy 8-11, R. Bush 1-1-1, J. Felton 1-0.

Miami: J. Ajayi 28-214-1, R. Tannehill 6-21, D. Williams 4-16-1, A. Foster 3-5.

PASSING (A-C-Y-TD-I):

Buffalo: T. Taylor 28-14-221-1-0.

Miami: R. Tannehill 25-15-204-1-0.

RECEIVING (Rec-Yds-TD):

Buffalo: M. Goodwin 4-93-1, B. Tate 2-31, C. Clay 2-29, J. Hunter 2-25, W. Powell 2-23, R. Bush 1-13, N. O'Leary 1-7.

Miami: K. Stills 5-100-1, J. Landry 5-78, D. Parker 3-20, A. Foster 1-4, J. Ajayi 1-2.

SACKS (Sk-Yds):

Buffalo: L. Alexander 1-6.

Miami: C. Wake 1.5-8, N. Suh 1-6, J. Jones 1-4, A. Branch 0.5-3.

INTERCEPTIONS (Int-Yds):

Buffalo: None.

Miami: None.

FORCED FUMBLES:

Buffalo: None.

Miami: None.

FUMBLE RECOVERIES (No-Yds):

Buffalo: None.

Miami: None.

TEAM STATS

	BUF	MIA
First Downs	16	26
Rushing	4	15
Passing	9	9
Penalty	3	2
3rd-Down Efficiency	3 for 13	5 for 12
4th-Down Efficiency	0 for 0	0 for 0
Total Net Yards	267	454
Total Net Plays	54	67
Average Gain	4.9	6.8
Net Yards Rushing	67	256
Rushes	22	41
Yards per Rush	3.0	6.2
Net Yards Passing	200	198
Completed - Attempted	14-28	15-25
Yards per Pass Play	6.3	7.6
Sacked - Yards Lost	4-21	1-6
Had Intercepted	0	0
Punts - Average	7-316-45.1	5-175-35.0
Return Yardage	93	89
Punts - Return Yards	1-30	5-28
Kickoffs - Return Yards	3-63	4-61
Interceptions - Return Yards	0-0	0-0
Penalties - Yards	6-45	13-116
Fumbles - Lost	0-0	0-0
Red-Zone Efficiency	2 for 3	2 for 4
Goal-to-Go Efficiency	2 for 2	1 for 1
Time of Possession	22:58	37:02



2016 GAME RECAPS

WEEK 9

NOV. 6, 2016 | MIAMI GARDENS, FLA.
HARD ROCK STADIUM
ATTENDANCE: 65,722 | TV: CBS

SCORING SUMMARY

N.Y. JETS 23

MIAMI 27

	1	2	3	4	F
N.Y. Jets	10	3	0	10	23
Miami	7	7	6	7	27

Kenyan Drake's holding penalty nullified a touchdown in the second quarter, but he more than made up for it later.

The rookie third-round pick returned a kickoff 96 yards for a touchdown with 5:15 left in the fourth quarter to lead the Dolphins to a 27-23 victory against the New York Jets in a thriller at Hard Rock Stadium.

The victory gave the Dolphins a 4-4 record as they reached the halfway mark of the season on a three-game winning streak.

Drake's touchdown came after the Jets took a 23-20 lead on a touchdown pass from Ryan Fitzpatrick to Jalin Marshall two plays after punter Matt Darr dropped a perfect snap on fourth down.

The winning touchdown came on a re-kick after the Jets were penalized for offside on their original kickoff.

After taking the ball at the 4-yard line, Drake found a hole up the middle before shifting to the right and outracing kicker Nick Folk to the end zone.

Ndamukong Suh's sack on third down ended the Jets' offensive possession following Drake's touchdown and the Dolphins were able to kill off the rest of the clock thanks in part to a pass interference penalty on third down and four runs by Jay Ajayi that gained 44 yards.

Drake's penalty for illegal block in the back in the first half nullified a punt return for a touchdown by fellow rookie Jakeem Grant.

After back-to-back 200-yard rushing performances against Pittsburgh and Buffalo, Ajayi didn't have nearly as much open field against the No. 1-ranked rushing defense in the NFL. But Ajayi still managed to rush for 111 yards and had a rushing touchdown for a fourth consecutive game.

Tight end Dominique Jones scored his first career touchdown in the second quarter on a 1-yard reception to give the Dolphins a lead that lasted until the Jalen Marshall touchdown.

SCORING DRIVES

TEAM	QTR	TIME	PLAY (EXTRA POINT) (DRIVE INFO)	NYJ	MIA
Jets	1	8:26	N.Folk 23 yd. Field Goal (13-70, 6:34)	3	0
Dolphins	1	4:56	J.Ajayi 20 yd. run (A.Franks kick) (6-75, 3:30)	3	7
Jets	1	0:35	M.Forte 31 yd. run (N.Folk kick) (8-75, 4:21)	10	7
Dolphins	2	10:16	D.Jones 1 yd. pass from R.Tannehill (A.Franks kick) (11-75, 5:19)	10	14
Jets	2	5:20	N.Folk 21 yd. Field Goal (9-75, 4:56)	13	14
Dolphins	3	5:08	A.Franks 33 yd. Field Goal (10-56, 4:53)	13	17
Dolphins	3	3:22	A.Franks 29 yd. Field Goal (4-3, 1:38)	13	20
Jets	4	12:50	N.Folk 28 yd. Field Goal (9-67, 5:32)	16	20
Jets	4	5:42	J.Marshall 18 yd. pass from R.Fitzpatrick (N.Folk kick) (2-18, 0:10)	23	20
Dolphins	4	5:15	K.Drake 96 yd. kickoff return (A.Franks kick) (0-0, 0:27)5:15	23	27

GAME STATISTICS

RUSHING (Att-Yds-TD):

N.Y. Jets: M. Forte 12-92-1, R. Fitzpatrick 3-26, B. Powell 6-22.

Miami: J. Ajayi 24-111-1, D. Williams 5-29, M. Darr 1-0, R. Tannehill 2-(-3).

PASSING (A-C-Y-TD-I):

N.Y. Jets: R. Fitzpatrick 27-16-194-1-2, B. Petty 2-2-19-0-0.

Miami: R. Tannehill 28-17-149-1-0, J. Landry 1-0-0-0-0.

RECEIVING (Rec-Yds-TD):

N.Y. Jets: B. Marshall 5-46, R. Anderson 4-49, B. Powell 4-29, J. Marshall 3-59-1, Q. Enunwa 1-25, M. Forte 1-5.

Miami: D. Jones 3-42-1, J. Landry 3-33, J. Ajayi 3-19, D. Williams 2-20, M. Gray 2-10, D. Parker 2-8, K. Stills 1-11, K. Drake 1-6.

SACKS (Sk-Yds):

N.Y. Jets: L. Mauldin 0.5-6, J. Martin 0.5-6.

Miami: C. Wake 2-16, N. Suh 1-8.

INTERCEPTIONS (Int-Yds):

N.Y. Jets: None.

Miami: J. Phillips 1-17, B. McCain 1-0.

FORCED FUMBLES:

N.Y. Jets: S. McLendon 1, C. Spiller 1.

Miami: C. Wake 2.

FUMBLE RECOVERIES (No-Yds):

N.Y. Jets: None.

Miami: None.

TEAM STATS

	NYJ	MIA
First Downs	18	20
Rushing	3	7
Passing	10	9
Penalty	5	4
3rd-Down Efficiency	3 for 10	5 for 11
4th-Down Efficiency	0 for 0	0 for 1
Total Net Yards	331	274
Total Net Plays	53	62
Average Gain	6.2	4.4
Net Yards Rushing	140	137
Rushes	21	32
Yards per Rush	6.7	4.3
Net Yards Passing	191	137
Completed - Attempted	18-29	17-29
Yards per Pass Play	6.0	4.6
Sacked - Yards Lost	3-22	1-12
Had Intercepted	2	0
Punts - Average	3-121-40.3	3-120-40.0
Return Yardage	47	186
Punts - Return Yards	2-10	2-12
Kickoffs - Return Yards	2-37	3-157
Interceptions - Return Yards	0-0	2-17
Penalties - Yards	10-77	8-85
Fumbles - Lost	3-0	3-0
Red-Zone Efficiency	1 for 5	1 for 4
Goal-to-Go Efficiency	0 for 1	1 for 2
Time of Possession	29:38	30:22



2016 GAME RECAPS

WEEK 10

NOV. 13, 2016 | SAN DIEGO, CALIF.
QUALCOMM STADIUM
ATTENDANCE: 55,107 | TV: CBS

SCORING SUMMARY

MIAMI 31

SAN DIEGO 24

	1	2	3	4	F
Miami	0	7	14	10	31
San Diego	0	10	7	7	24

Linebacker Kiko Alonso came up with the biggest of a series of big defensive plays in the fourth quarter to keep the Dolphins rolling.

Alonso returned an interception 60 yards for a touchdown with 1:01 left to give the Dolphins a 31-24 victory at Qualcomm Stadium. The interception after the Chargers drove to the Miami 42-yard line and appeared in position to set themselves up for a potential game-winning field goal.

The touchdown came shortly after Dolphins kicker Andrew Franks made a 27-yard field goal to tie the game at 24.

Tony Lippett also had two interceptions in the fourth quarter and Byron Maxwell added another one. Lippett's first pick came in the back of the end zone on a second-and-goal from the Miami 2-yard line.

Damien Williams and Kenny Stills, who both are from San Diego, combined for the other three Dolphins touchdowns as Miami extended its winning streak to four games.

Williams scored on a 2-yard run and an 18-yard reception, and Stills was on the receiving end of a 39-yard pass from Ryan Tannehill as the Dolphins rallied from a 10-0 deficit in a game that featured five lead changes in the second half.

The Dolphins fell behind 24-21 after a Philip Rivers touchdown pass to Tyrell Williams for 56 yards, but they answered with a 75-yard drive that featured a 56-yard completion from Tannehill to DeVante Parker.

Cameron Wake had another two sacks, giving him six in the past four games.

Jay Ajayi came up short in his quest for a fourth consecutive 100-yard rushing performance but did have some success in the second half. He was held to 16 yards on 11 attempts in the first half before busting loose for runs of 40 and 21 yards in the third quarter.

SCORING DRIVES

TEAM	QTR	TIME	PLAY (EXTRA POINT) (DRIVE INFO)	MIA	SD
Chargers	2	14:51	J.Lambo 45 yd. Field Goal (7-46, 3:03)	0	3
Chargers	2	7:37	A.Gates 11 yd. pass from P.Rivers (J.Lambo kick) (9-80, 4:53)	0	10
Dolphins	2	2:50	K.Stills 39 yd. pass from R.Tannehill (A.Franks kick) (9-74, 4:47)	7	10
Dolphins	3	12:29	D.Williams 2 yd. run (A.Franks kick) (5-75, 2:31)	14	10
Chargers	3	5:36	H.Henry 7 yd. pass from P.Rivers (J.Lambo kick) (12-75, 6:53)	14	17
Dolphins	3	1:43	D.Williams 18 yd. pass from R.Tannehill (A.Franks kick) (8-75, 3:53)	21	17
Chargers	4	4:04	Ty.Williams 51 yd. pass from P.Rivers (J.Lambo kick) (4-58, 1:02)	21	24
Dolphins	4	2:57	A.Franks 27 yd. Field Goal (5-66, 1:07)	24	24
Dolphins	4	1:01	K.Alonso 60 yd. interception return (A.Franks kick)	31	24

GAME STATISTICS

RUSHING (Att-Yds-TD):

Miami: J. Ajayi 19-79, R. Tannehill 3-16, K. Drake 1-9, D. Williams 2-2-1.
San Diego: M. Gordon 24-70.

PASSING (A-C-Y-TD-I):

Miami: R. Tannehill 24-17-240-2-0.
San Diego: P. Rivers 44-23-326-3-4.

RECEIVING (Rec-Yds-TD):

Miami: J. Landry 6-53, D. Parker 5-103, K. Stills 2-47-1, M. Gray 2-18, D. Williams 1-18-1, J. Ajayi 1-1.
San Diego: Ty. Williams 5-125-1, M. Gordon 5-62, D. Inman 5-43, A. Gates 4-63-1, H. Henry 2-11-1, S. McGrath 1-12, G. Whalen 1-10.

SACKS (Sk-Yds):

Miami: C. Wake 1.5-7, M. Williams 0.5-4, N. Suh 0.5-3, A. Branch 0.5-3.
San Diego: M. Ingram 1-9.

INTERCEPTIONS (Int-Yds):

Miami: T. Lippett 2-0, K. Alonso 1-60-1, B. Maxwell 1-27.
San Diego: None.

FORCED FUMBLES:

Miami: None.
San Diego: M. Ingram 1.

FUMBLE RECOVERIES (No-Yds):

Miami: None.
San Diego: D. Stuckey 1-0.

TEAM STATS	MIA	SD
First Downs	17	29
Rushing	5	3
Passing	11	19
Penalty	1	7
3rd-Down Efficiency	4 for 10	6 for 11
4th-Down Efficiency	0 for 0	0 for 0
Total Net Yards	337	379
Total Net Plays	50	71
Average Gain	6.7	5.3
Net Yards Rushing	106	70
Rushes	25	24
Yards per Rush	4.2	2.9
Net Yards Passing	231	309
Completed - Attempted	17-24	23-44
Yards per Pass Play	9.2	6.6
Sacked - Yards Lost	1-9	3-17
Had Intercepted	0	4
Punts - Average	5-258-51.6	4-199-49.8
Return Yardage	144	66
Punts - Return Yards	3-3	3-45
Kickoffs - Return Yards	2-54	1-21
Interceptions - Return Yards	4-87	0-0
Penalties - Yards	11-81	4-29
Fumbles - Lost	3-1	0-0
Red-Zone Efficiency	2 for 3	2 for 3
Goal-to-Go Efficiency	1 for 2	1 for 2
Time of Possession	27:01	32:59



2016 GAME RECAPS

WEEK 11

NOV. 20, 2016 | LOS ANGELES, CALIF.
LOS ANGELES MEMORIAL COLISEUM
ATTENDANCE: 83,483 | TV: FOX

SCORING SUMMARY

MIAMI 14

LOS ANGELES 10

	1	2	3	4	F
Miami	0	0	0	14	14
San Diego	7	0	3	0	10

On a rainy and overcast day at the Los Angeles Memorial Coliseum, the Dolphins overcame adversity and pulled off a remarkable late comeback to extend their winning streak to five games.

DeVante Parker scored the game-winning touchdown on a 9-yard pass from Ryan Tannehill with 36 seconds left in regulation as the Dolphins beat the Los Angeles Rams 14-10 to move their record to 6-4 on the season.

The Dolphins trailed 10-0 with 4:02 left in the fourth quarter before Tannehill threw a 10-yard pass to Jarvis Landry. Landry was met by a couple of Rams defenders at the 3-yard line, but tackle Ja'Wuan James led a group of Dolphins players who pushed the pile into the end zone.

The Miami defense then forced a three-and-out and got the ball back at its 25-yard line with 2:11 left with a chance to tie or win the game.

The Dolphins got 30 yards on the very first play when Tannehill connected with Kenny Stills for a 15-yard pass and a roughing-the-passer penalty was tacked on to move the ball to the Rams 45. A completion to DeVante Parker moved the ball to the 35-yard line. The next three plays gained 9, 9 and 8 yards before Tannehill threw a strike to Parker in the corner of the end zone to complete the seven-play, 75-yard game-winning drive.

The game ended with Parker batting away a Rams Hail Mary from the Dolphins 47-yard line on the last play.

Todd Gurley scored the only touchdown for the Rams.

The Dolphins started the game without three-time Pro Bowl center Mike Pouncey and two-time Pro Bowl left tackle Branden Albert, which put new starters at three different spots along the offensive line.

First-year player Anthony Steen made his fourth start of the season at center, veteran Kraig Urbik started at left guard and rookie first-round pick Laremy Tunsil started the game at left tackle in place of Albert. But Tunsil left in the second quarter because of a shoulder injury and did not return.

Tannehill came in with a chance to tie his own franchise record with five consecutive games without getting intercepted, but his streak ended in the third quarter when Rams cornerback Maurice Alexander picked him off in the end zone.

The interception came on the very next play after Dolphins linebacker Kiko Alonso forced a fumble by tight end Lance Kendricks and recovered the loose ball at the Rams 37-yard line.

SCORING DRIVES

TEAM	QTR	TIME	PLAY (EXTRA POINT) (DRIVE INFO)	MIA	LA
Rams	1	9:47	T.Gurley 24 yd. run (G.Zuerlein kick) (4-68, 1:55)	0	7
Rams	3	1:39	G.Zuerlein 46 yd. Field Goal (10-49, 6:05)	0	10
Dolphins	4	4:02	J.Landry 10 yd. pass from R.Tannehill (A.Franks kick) (8-77, 2:38)	7	10
Dolphins	4	0:36	D.Parker 9 yd. pass from R.Tannehill (A.Franks kick) (7-75, 1:35)	14	10

GAME STATISTICS

RUSHING (Att-Yds-TD):

Miami: J. Ajayi 16-77, R. Tannehill 2-19, K. Drake 1-2.

Los Angeles: T. Gurley 20-75-1, J. Goff 4-11, T. Austin 2-8, B. Cunningham 2-7.

PASSING (A-C-Y-TD-I):

Miami: R. Tannehill 34-24-172-2-1.

Los Angeles: J. Goff 31-17-134-0-0.

RECEIVING (Rec-Yds-TD):

Miami: D. Parker 8-79-1, J. Landry 5-28-1, K. Stills 4-33, D. Sims 3-20, J. Ajayi 3-7, M. Gray 1-5.

Los Angeles: K. Britt 5-43, L. Kendricks 4-38, B. Quick 3-21, T. Higbee 2-4, T. Austin 1-21, P. Cooper 1-10, B. Cunningham 1-(-3).

SACKS (Sk-Yds):

Miami: C. Wake 1-9.

Los Angeles: D. Easley 2-13, R. Quinn 1-10, L. Joyner 1-7.

INTERCEPTIONS (Int-Yds):

Miami: None.

Los Angeles: M. Alexander 1-0.

FORCED FUMBLES:

Miami: K. Alonso 1.

Los Angeles: None.

FUMBLE RECOVERIES (No-Yds):

Miami: K. Alonso 1-0.

Los Angeles: None.

TEAM STATS	MIA	LA
First Downs	17	12
Rushing	5	3
Passing	10	6
Penalty	2	3
3rd-Down Efficiency	1 for 11	2 for 13
4th-Down Efficiency	0 for 0	1 for 1
Total Net Yards	240	227
Total Net Plays	57	60
Average Gain	4.2	3.8
Net Yards Rushing	98	102
Rushes	19	28
Yards per Rush	5.2	3.6
Net Yards Passing	142	125
Completed - Attempted	24-34	17-31
Yards per Pass Play	3.7	3.9
Sacked - Yards Lost	4-30	1-9
Had Intercepted	1	0
Punts - Average	10-453-45.3	8-364-45.5
Return Yardage	19	113
Punts - Return Yards	1-1	5-27
Kickoffs - Return Yards	1-18	2-86
Interceptions - Return Yards	0-0	1-0
Penalties - Yards	8-82	8-70
Fumbles - Lost	0-0	1-1
Red-Zone Efficiency	2 for 2	0 for 0
Goal-to-Go Efficiency	0 for 0	0 for 0
Time of Possession	28:41	31:19



2016 GAME RECAPS

WEEK 12

NOV. 27, 2016 | MIAMI GARDENS, FLA.
HARD ROCK STADIUM
ATTENDANCE: 65,856 | TV: FOX

SCORING SUMMARY

SAN FRANCISCO 24

MIAMI 31

	1	2	3	4	F
San Francisco	7	0	7	10	24
Miami	0	14	10	7	31

The Dolphins weren't able to run over the 32nd-ranked rushing defense in the NFL, but it still didn't stop them from extending their winning streak.

Ryan Tannehill threw three touchdown passes, including the first TD of rookie Leonte Carroo's career, and the Dolphins defeated the San Francisco 49ers 31-24 at Hard Rock Stadium.

Tight end Dion Sims and wide receiver Kenny Stills also had touchdown catches for the Dolphins, and Jay Ajayi scored on a 2-yard run.

It was the 10th career game with at least three touchdown passes for Tannehill, who also added 32 rushing yards.

Colin Kaepernick threw three touchdown passes for San Francisco, hitting running back Carlos Hyde, tight end Garrett Celek and wide receiver Torrey Smith.

The 49ers, who haven't won since beating the Los Angeles Rams 28-0 on opening weekend, kept fighting even after the Dolphins seemingly had pulled away with the touchdown passes to Stills and Carroo that made the score 31-14.

San Francisco had a touchdown and a field goal on its next two drives, and the Dolphins didn't clinch the victory until Kaepernick was tackled at the 2-yard line on a scramble from the 6-yard line on the final play after he threw incomplete in the end zone on the previous play.

Linebacker Kiko Alonso was the defensive star for the Dolphins with a fumble recovery and an interception. His fumble recovery in the second quarter was among the biggest play of the game as it stopped a 49ers scoring threat when the score was tied at 7.

Cornerback Byron Maxwell forced the fumble by tight end Garrett Celek and Alonso recovered at the Dolphins 16-yard line. It was Alonso's fourth fumble recovery of the season, making him the NFL leader in that category.

It also was his third consecutive game with a takeaway, after an interception at San Diego and a fumble recovery at Los Angeles.

SCORING DRIVES

TEAM	QTR	TIME	PLAY (EXTRA POINT) (DRIVE INFO)	SF	MIA
49ers	1	9:46	C.Hyde 11 yd. pass from C.Kaepernick (P.Dawson kick) (8-62, 3:30)	7	0
Dolphins	2	12:22	J.Ajayi 2 yd. run (A.Franks kick) (11-91, 5:28)	7	7
Dolphins	2	2:17	D.Sims 16 yd. pass from R.Tannehill (A.Franks kick) (11-84, 6:50)	7	14
Dolphins	3	12:31	A.Franks 24 yd. Field Goal (5-20, 2:18)	7	17
49ers	3	7:34	G.Celek 4 yd. pass from C.Kaepernick (P.Dawson kick) (9-91, 4:57)	14	17
Dolphins	3	1:33	K.Stills 43 yd. pass from R.Tannehill (A.Franks kick) (5-60, 1:50)	14	24
Dolphins	4	11:31	L.Carroo 15 yd. pass from R.Tannehill (A.Franks kick) (6-67, 3:23)	14	31
49ers	4	7:42	T.Smith 1 yd. pass from C.Kaepernick (P.Dawson kick) (8-75, 3:49)	21	31
49ers	4	2:15	P.Dawson 36 yd. Field Goal (14-62, 3:36)	24	31

GAME STATISTICS

RUSHING (Att-Yds-TD):

San Francisco: C. Kaepernick 10-113, C. Hyde 13-65, D. Harris 2-15.
Miami: J. Ajayi 18-45-1, R. Tannehill 6-34, K. Drake 1-9, D. Williams 1-7.

PASSING (A-C-Y-TD-INT):

San Francisco: C. Kaepernick 46-29-296-3-1.
Miami: R. Tannehill 30-20-285-3-0.

RECEIVING (Rec-Yds-TD):

San Francisco: S. Draughn 6-49, C. Hyde 5-30-1, V. McDonald 4-60, R. Streater 4-46, T. Smith 3-24-1, C. Harper 2-32, J. Kerley 2-24, G. Celek 2-19, Q. Patton 1-12.
Miami: D. Sims 4-53-1, J. Landry 4-47, K. Stills 3-72-1, D. Parker 3-64, M. Gray 2-12, D. Williams 2-11, L. Carroo 1-15, J. Ajayi 1-11.

SACKS (Sk-Yds):

San Francisco: R. Blair 1-9, N. Bellore 0.5-6.5, A. Brooks 0.5-6.5.
Miami: C. Wake 1-9, A. Branch 1-5.

INTERCEPTIONS (Int-Yds):

San Francisco: None.
Miami: K. Alonso 1-10.

FORCED FUMBLES:

San Francisco: None.
Miami: B. Maxwell 1.

FUMBLE RECOVERIES (No-Yds):

San Francisco: None.
Miami: K. Alonso 1-0.

TEAM STATS	SF	MIA
First Downs	25	19
Rushing	9	6
Passing	15	12
Penalty	1	1
3rd-Down Efficiency	7 for 14	6 for 12
4th-Down Efficiency	2 for 2	0 for 0
Total Net Yards	475	358
Total Net Plays	73	58
Average Gain	6.5	6.2
Net Yards Rushing	193	95
Rushes	25	26
Yards per Rush	7.7	3.7
Net Yards Passing	282	263
Completed - Attempted	29-46	20-30
Yards per Pass Play	5.9	8.2
Sacked - Yards Lost	2-14	2-22
Had Intercepted	1	0
Punts - Average	4-189-47.3	5-209-41.8
Return Yardage	52	150
Punts - Return Yards	1-2	3-6
Kickoffs - Return Yards	3-50	5-134
Interceptions - Return Yards	0-0	1-10
Penalties - Yards	7-65	4-42
Fumbles - Lost	1-1	1-0
Red-Zone Efficiency	3 for 5	3 for 4
Goal-to-Go Efficiency	1 for 2	1 for 1
Time of Possession	29:28	30:32



2016 GAME RECAPS

WEEK 13

DEC. 4, 2016 | BALTIMORE, MD.
M&T BANK STADIUM
ATTENDANCE: 70,916 | TV: CBS

SCORING SUMMARY

MIAMI 6

BALTIMORE 38

	1	2	3	4	F
Miami	0	0	0	6	6
Baltimore	14	10	0	14	38

The Dolphins winning streak ended on a disappointing afternoon in Baltimore.

Quarterback Joe Flacco threw four touchdown passes, including three in the first half, and the Ravens handed the Dolphins a 38-6 loss at M&T Bank Stadium, Miami's first loss since Oct. 9.

The Dolphins' six-game winning streak was their longest since the 2005 season.

DeVante Parker, who didn't practice all week because of a back injury, scored the Dolphins' only touchdown on an 8-yard pass from Ryan Tannehill on the third play of the fourth quarter.

The Dolphins unfortunately trailed 24-0 at that time and the score remained 24-6 after Jarvis Landry was tackled short of the goal line after catching Tannehill's pass on the two-point conversion attempt. Five plays later, Flacco threw a 53-yard touchdown pass to Breshaud Perriman to make it 31-6.

Running back Terrence West, who caught one of Flacco's touchdown passes, scored on a 15-yard run with 5:55 left in the fourth quarter.

Tight end Dennis Pitta caught two of Flacco's touchdown passes in the first half, his first two TD receptions since late in the 2013 season.

The highlights on a rough day for the defense were two turnovers, and cornerback Byron Maxwell was involved in both. He picked off Flacco in the second quarter and forced a Pitta fumble that was recovered by safety Michael Thomas.

Thomas returned the fumble to the Baltimore 8-yard line, and Tannehill connected with Parker for the touchdown on first-and-goal on the next play.

Along with Parker, offensive linemen Branden Albert and Laremy Tunsil both returned after being sidelined by injuries.

The Ravens had 303 yards of offense in the first half, converted 4 of 6 third downs and were 2-for-2 on fourth down.

Flacco was 27-for-34 for 258 yards and three touchdowns in the first half.

SCORING DRIVES

TEAM	QTR	TIME	PLAY (EXTRA POINT) (DRIVE INFO)	MIA	BAL
Ravens	1	10:57	T.West 3 yd. pass from J.Flacco (J.Tucker kick) (8-79, 4:03)	0	7
Ravens	1	3:17	D.Pitta 13 yd. pass from J.Flacco (J.Tucker kick) (8-63, 3:37)	0	14
Ravens	2	2:10	D.Pitta 9 yd. pass from J.Flacco (J.Tucker kick) (18-88, 8:57)	0	21
Ravens	2	0:00	J.Tucker 55 yd. Field Goal (7-48, 0:59)	0	24
Dolphins	4	14:42	D.Parker 8 yd. pass from R.Tannehill (pass failed) (1-8, 0:05)	6	24
Ravens	4	12:49	B.Perriman 53 yd. pass from J.Flacco (J.Tucker kick) (4-75, 1:53)	6	31
Ravens	4	5:55	T.West 9 yd. run (J.Tucker kick) (4-41, 1:26)	6	38

GAME STATISTICS

RUSHING (Att-Yds-TD):

Miami: J. Ajayi 12-61, K. Drake 1-1, D. Williams 1-1, R. Tannehill 1-0, J. Landry 1-(-1).

Baltimore: K. Dixon 6-56, T. West 10-50-1, C. Moore 1-7, R. Mallett 3-(-3).

PASSING (A-C-Y-TD-I):

Miami: R. Tannehill 40-29-226-1-3.

Baltimore: J. Flacco 47-36-381-4-1, R. Mallett 3-1-5-0-0.

RECEIVING (Rec-Yds-TD):

Miami: J. Landry 11-87, J. Ajayi 6-26, D. Sims 3-39, D. Parker 3-34-1, K. Stills 2-21, D. Williams 2-8, D. Jones 1-7, K. Drake 1-4.

Baltimore: D. Pitta 9-90-2, M. Wallace 6-59, S. Smith 6-53, K. Dixon 4-21, K. Aiken 3-41, T. West 3-18-1, B. Perriman 2-59-1, N. Boyle 2-24, D. Waller 1-15, K. Juszczyk 1-6.

SACKS (Sk-Yds):

Miami: None

Baltimore: M. Judon 1-9, B. Urban 1-2.

INTERCEPTIONS (Int-Yds):

Miami: B. Maxwell 1-2.

Baltimore: E. Weddle 1-53, L. Webb 1-0, J. Powers 1-0.

FORCED FUMBLES:

Miami: B. Maxwell 1.

Baltimore: S. Smith 1.

FUMBLE RECOVERIES (No-Yds):

Miami: N. Hewitt 1-0.

Baltimore: None

TEAM STATS

	MIA	BAL
First Downs	16	28
Rushing	3	8
Passing	11	20
Penalty	2	0
3rd-Down Efficiency	4 for 13	5 for 11
4th-Down Efficiency	0 for 0	2 for 2
Total Net Yards	277	496
Total Net Plays	58	70
Average Gain	4.8	7.1
Net Yards Rushing	62	110
Rushes	16	20
Yards per Rush	3.9	5.5
Net Yards Passing	215	386
Completed - Attempted	29-40	37-50
Yards per Pass Play	5.1	7.7
Sacked - Yards Lost	2-11	0-0
Had Intercepted	3	1
Punts - Average	6-222-37.0	3-93-31.0
Return Yardage	20	73
Punts - Return Yards	0-0	3-3
Kickoffs - Return Yards	1-18	1-17
Interceptions - Return Yards	1-2	3-53
Penalties - Yards	7-57	7-68
Fumbles - Lost	2-0	1-1
Red-Zone Efficiency	1 for 2	4 for 4
Goal-to-Go Efficiency	1 for 1	2 for 2
Time of Possession	30:46	29:14



2016 GAME RECAPS

WEEK 14

DEC. 11, 2016 | MIAMI GARDENS, FLA.
HARD ROCK STADIUM
ATTENDANCE: 65,750 | TV: FOX

SCORING SUMMARY

ARIZONA 23

MIAMI 26

	1	2	3	4	F
Arizona	6	3	0	14	23
Miami	7	7	7	5	26

The Dolphins bounced back against the Arizona Cardinals in a game that featured a lot of rain, a lot of turnovers, an injury to starting quarterback Ryan Tannehill and a crazy finish.

Andrew Franks kicked a 21-yard field goal on the last play of regulation to give the Dolphins a 26-23 victory at Hard Rock Stadium.

The Dolphins improved to 8-5 with their seventh victory in eight games. They have three AFC East game left, starting with a battle against the New York Jets in Week 15 at MetLife Stadium.

Tannehill threw three touchdown passes — of 28 yards to wide receiver Kenny Stills, 7 yards to tight end Dion Sims and 3 yards to running back Damien Williams — before leaving the game late in the third quarter.

The Dolphins led 21-9 when Tannehill was injured, but Arizona came back with two touchdown passes from Carson Palmer and a two-point conversion, mixed in with a Dolphins return for two points on a blocked extra point return.

The Dolphins drove 44 yards to set up Franks' game-winning kick after Jarvis Landry had a 20-yard punt return. The big play in the drive, which began at the Arizona 47-yard line, was a 29-yard completion from Matt Moore to Kenny Stills to the 1.

The Dolphins tied a franchise record with three takeaways in the first quarter, which came on interceptions by linebacker Mike Hull and safety Bacarri Rambo and a fumble recovery by linebacker Spencer Paysinger.

Defensive end Terrence Fede added a fumble recovery in the second quarter.

The Dolphins also got their first points off a conversion attempt when Walt Aikens returned a blocked PAT after Jordan Phillips blocked the kick. Cameron Wake, who had 4.5 sacks the last time the Dolphins faced Arizona, had a sack and a forced fumble in the first half.

Hull, making his first NFL start in place of the injured Kiko Alonso, ended Arizona's first drive when Carson Palmer's pass went off the hands of wide receiver Larry Fitzgerald.

SCORING DRIVES

TEAM	QTR	TIME	PLAY (EXTRA POINT) (DRIVE INFO)	ARZ	MIA
Dolphins	1	9:27	K.Stills 28 yd. pass from R.Tannehill (A.Franks kick) (4-52, 2:09)	0	7
Cardinals	1	8:00	J.Nelson 56 yd. run (kick failed, wl) (3-75, 1:27)	6	7
Dolphins	2	11:41	D.Sims 7 yd. pass from R.Tannehill (A.Franks kick) (5-43, 2:55)	6	14
Cardinals	2	1:18	C.Catanzaro 56 yd. Field Goal (4-0, 0:21)	9	14
Dolphins	3	11:17	D.Williams 3 yd. pass from R.Tannehill (A.Franks kick) (6-77, 3:43)	9	21
Cardinals	4	7:05	B.Golden 9 yd. pass from C.Palmer (12-99, 6:43)	15	21
Dolphins	4	7:05	W.Aikens defensive two point conversion	15	23
Cardinals	4	3:01	J.Nelson 8 yd. pass from C.Palmer (C.Palmer-D.Johnson pass) (7-50, 2:13)	23	23
Dolphins	4	0:00	A.Franks 21 yd. Field Goal (6-44, 1:29)	23	26

GAME STATISTICS

RUSHING (Att-Yds-TD):

Arizona: D. Johnson 20-80, J. Nelson 1-56-1, K. Williams 3-34, C. Palmer 3-5.
Miami: J. Ajayi 20-48, R. Tannehill 5-20, K. Drake 1-8, D. Williams 5-7.

PASSING (A-C-Y-TD-I):

Arizona: C. Palmer 33-18-145-2-2.
Miami: R. Tannehill 20-15-195-3-1, M. Moore 5-3-47-0-0.

RECEIVING (Rec-Yds-TD):

Arizona: J. Gresham 5-45, D. Johnson 5-41, L. Fitzgerald 3-12, M. Floyd 2-18, D. Fells 1-12, B. Golden 1-9-1, J. Nelson 1-8-1.
Miami: K. Stills 6-97-1, J. Landry 4-103, D. Parker 2-14, D. Sims 2-9-1, D. Williams 2-1-1, J. Ajayi 1-15, K. Drake 1-3.

SACKS (Sk-Yds):

Arizona: TEAM 1-11.
Miami: C. Wake 1-9, A. Branch 1-5, TEAM 1-6.

INTERCEPTIONS (Int-Yds):

Arizona: M. Cooper 1-0.
Miami: B. Rambo 1-17, M. Hull 1-8.

FORCED FUMBLES:

Arizona: C. Campbell 1.
Miami: A. Branch 1, C. Wake 1.

FUMBLE RECOVERIES (No-Yds):

Arizona: R. Gunter 1-0, A. Okafor 1-0.
Miami: T. Fede 1-0, S. Paysinger 1-0.

TEAM STATS

	ARZ	MIA
First Downs	21	15
Rushing	6	3
Passing	10	11
Penalty	5	1
3rd-Down Efficiency	4 for 13	4 for 13
4th-Down Efficiency	0 for 0	0 for 0
Total Net Yards	300	314
Total Net Plays	63	57
Average Gain	4.8	5.5
Net Yards Rushing	175	83
Rushes	27	31
Yards per Rush	6.5	2.7
Net Yards Passing	125	231
Completed - Attempted	18-33	18-25
Yards per Pass Play	3.5	8.9
Sacked - Yards Lost	3-20	1-11
Had Intercepted	2	1
Punts - Average	5-236-47.2	8-346-43.3
Return Yardage	35	121
Punts - Return Yards	3-12	4-52
Kickoffs	1-23	2-44
Interceptions - Return Yards	1-0	2-25
Penalties - Yards	7-54	14-118
Fumbles - Lost	4-2	5-2
Red-Zone Efficiency	2 for 3	2 for 4
Goal-to-Go Efficiency	1 for 1	1 for 3
Time of Possession	29:56	30:04



2016 GAME RECAPS

WEEK 15

DEC. 17, 2016 | EAST RUTHERFORD, N.J.
METLIFE STADIUM
ATTENDANCE: 78,160 | TV: NFL NETWORK

SCORING SUMMARY

MIAMI 34

N.Y. JETS 13

	1	2	3	4	F
Miami	0	13	21	0	34
N.Y. Jets	7	3	0	3	13

Quarterback Matt Moore's first start in almost five years was one to remember.

Moore, starting for the first time since the 2011 season finale because of Ryan Tannehill's knee injury, threw a career-high four touchdown passes to lead the Dolphins to a 34-13 victory against the New York Jets at MetLife Stadium.

The victory, the Dolphins' eighth in their past nine games, moved their record to 9-5 and in temporary possession of the second wild-card position for the AFC playoffs. The victory clinched the Dolphins' first winning record since 2008 when they won the AFC East title with an 11-5 record.

The Dolphins led 13-10 at halftime thanks to Moore's first two touchdown passes before they put the game away with three touchdowns in a span of 4:04 on the third quarter.

The first touchdown came when Walt Aikens blocked a Jets punt and returned the loose ball 11 yards. It was the second consecutive week reaching the end zone for Aikens, who returned a blocked PAT for two points against the Arizona Cardinals.

Dion Sims caught two 1-yard TD passes from Moore, becoming the first Dolphins tight end with two touchdown receptions in a game since 2013. The other TD passes went to Kenny Stills for 52 yards in the second quarter and to Jarvis Landry for 66 yards in the third quarter.

Moore became the fifth quarterback in Dolphins history to throw four or more touchdown passes in a game, as he joined John Stofa, Bob Griese, Dan Marino and Tannehill.

The running game didn't produce big numbers, but Jay Ajayi went over the 1,000-yard mark for the season by rushing for 51 yards on 19 carries. Landry went over the 1,000-yard receiving mark in the game, giving the Dolphins a 1,000-yard rusher and receiver in the same season for the second time in franchise history (it also happened in 2011 with Reggie Bush and Brandon Marshall).

The defense contributed to the victory with four takeaways, including the first career interception by defensive end Cameron Wake. Wake also forced a fumble with a sack and the loose ball was recovered by defensive tackle Ndamukong Suh. Cornerback Tony Lippett had two interception in the second half, including one on the final play of the game.

SCORING DRIVES

TEAM	QTR	TIME	PLAY (EXTRA POINT) (DRIVE INFO)	MIA	NYJ
Jets	1	11:32	R.Anderson 40 yd. pass from B.Petty (N.Folk kick) (7-75, 3:28)	0	7
Dolphins	2	10:57	D.Sims 1 yd. pass from M.Moore (kick failed, hlu) (8-52, 4:23)	6	7
Dolphins	2	1:58	K.Stills 52 yd. pass from M.Moore (A.Franks kick) (3-53, 1:51)	13	7
Jets	2	0:18	N.Folk 48 yd. Field Goal (11-48, 1:40)	13	10
Dolphins	3	10:30	W.Aikens 11 yd. return of blocked punt (A.Franks kick)	20	10
Dolphins	3	7:43	D.Sims 1 yd. pass from M.Moore (A.Franks kick) (5-60, 2:32)	27	10
Dolphins	3	6:26	J.Landry 66 yd. pass from M.Moore (A.Franks kick) (1-66, 0:10)	34	10
Jets	4	5:43	N.Folk 36 yd. Field Goal (9-37, 4:08)	34	13

GAME STATISTICS

RUSHING (Att-Yds-TD):

Miami: J. Ajayi 19-51, K. Drake 5-16, D. Williams 3-0.
N.Y. Jets: B. Powell 16-84, M. Forte 4-21, R. Fitzpatrick 2-11, B. Petty 1-0.

PASSING (A-C-Y-TD-I):

Miami: M. Moore 18-12-236-4-1.
N.Y. Jets: B. Petty 36-20-235-1-2, R. Fitzpatrick 10-5-31-0-1.

RECEIVING (Rec-Yds-TD):

Miami: D. Sims 4-31-2, J. Landry 3-108-1, M. Gray 3-28, K. Stills 1-52-1, D. Parker 1-17.
N.Y. Jets: B. Powell 11-78, Q. Enunwa 5-64, R. Anderson 4-80-1, C. Peake 2-18, B. Marshall 1-16, M. Forte 1-7, A. Seferian-Jenkins 1-3.

SACKS (Sk-Yds):

Miami: C. Wake 1-11, N. Hewitt 1-9, I. Abdul-Quddus 1-2.
N.Y. Jets: Jo. Jenkins 1-0.

INTERCEPTIONS (Int-Yds):

Miami: T. Lippett 2-0, C. Wake 1-12.
N.Y. Jets: J. Burris 1-0.

FORCED FUMBLES:

Miami: C. Wake 1.
N.Y. Jets: None.

FUMBLE RECOVERIES (No-Yds):

Miami: N. Suh 1-0.
N.Y. Jets: None.

TEAM STATS	MIA	NYJ
First Downs	13	20
Rushing	2	8
Passing	10	10
Penalty	1	2
3rd-Down Efficiency	5 for 12	5 for 15
4th-Down Efficiency	0 for 0	0 for 3
Total Net Yards	303	360
Total Net Plays	46	72
Average Gain	6.6	5.0
Net Yards Rushing	67	116
Rushes	27	23
Yards per Rush	2.5	5.0
Net Yards Passing	236	244
Completed - Attempted	12-18	25-46
Yards per Pass Play	12.4	5.0
Sacked - Yards Lost	1-0	3-22
Had Intercepted	1	3
Punts - Average	6-257-42.8	4-119-29.8
Return Yardage	81	119
Punts - Return Yards	2-17	3-32
Kickoffs - Return Yards	4-52	4-87
Interceptions - Return Yards	3-12	1-0
Penalties - Yards	9-70	3-42
Fumbles - Lost	1-0	3-1
Red-Zone Efficiency	2 for 2	0 for 4
Goal-to-Go Efficiency	2 for 2	0 for 0
Time of Possession	27:28	32:32



2016 GAME RECAPS

WEEK 16

DEC. 24, 2016 | ORCHARD PARK, N.Y.
NEW ERA FIELD
ATTENDANCE: 64,690 | TV: CBS

SCORING SUMMARY

MIAMI 34

BUFFALO 31 (OT)

	1	2	3	4	OT	F
Miami	7	7	14	3	3	34
Buffalo	0	7	14	10	0	31

In a game that featured big play after big play, the Dolphins outlasted the Buffalo Bills to continue their playoff push.

Andrew Franks kicked a 27-yard field goal in the final minute of overtime and the Dolphins defeated the Bills 34-31 at New Era Field. The victory improved the Dolphins record to 10-5 and they clinched a playoff berth with a Kansas City victory over Denver the following day.

The game-winning kick was set up by a 57-yard run by Jay Ajayi on the fourth possession of overtime. Ajayi ended up with 206 rushing yards, his second 200-yard game against Buffalo during the season.

Buffalo had the ball first in overtime and drove to the Dolphins 17-yard line, but two runs lost 10 yards and former Dolphins kicker Dan Carpenter missed a 45-yard field goal attempt.

The teams then traded punts before the Dolphins won it.

The Dolphins forced overtime when Franks made a 55-yard field goal with six seconds left. The kick completed a drive that began with a 39-yard kickoff return by Kenyan Drake and featured a 17-yard completion from Matt Moore to Kenny Stills.

Buffalo took a 31-28 lead with 1:20 left in regulation when quarterback Tyrod Taylor threw a 7-yard touchdown pass to former Dolphins tight end Charles Clay.

This was a game of big plays by both teams, who combined for 1,083 total yards — the highest total in the NFL this season.

Moore threw two touchdown passes, including a 56-yard connection with DeVante Parker, and rookie Kenyan Drake had a 45-yard touchdown run. Jay Ajayi (2-yard run) and Kenny Stills (6-yard reception) had the other touchdowns for the Dolphins. Stills' touchdown was set up by a 44-yard run-and-catch by running back Damien Williams.

SCORING DRIVES

TEAM	QTR	TIME	PLAY (EXTRA POINT) (DRIVE INFO)	MIA	BUF
Dolphins	1	6:24	J.Ajayi 2 yd. run (A.Franks kick) (9-72, 4:13)	7	0
Dolphins	2	13:34	K.Drake 45 yd. run (A.Franks kick) (4-64, 1:55)	14	0
Bills	2	5:06	S.Watkins 38 yd. pass from T.Taylor (D.Carpenter kick) (6-79, 2:45)	14	7
Dolphins	3	12:05	D.Parker 56 yd. pass from M.Moore (A.Franks kick) (5-70, 2:55)	21	7
Bills	3	6:46	L.McCoy 19 yd. run (D.Carpenter kick) (10-77, 5:19)	21	14
Dolphins	3	3:14	K.Stills 6 yd. pass from M.Moore (A.Franks kick) (6-75, 3:32)	28	14
Bills	3	1:12	C.Clay 18 yd. pass from T.Taylor (D.Carpenter kick) (4-78, 2:02)	28	21
Bills	4	5:51	D.Carpenter 28 yd. Field Goal (11-54, 4:24)	28	24
Bills	4	1:20	C.Clay 7 yd. pass from T.Taylor (D.Carpenter kick) (10-89, 2:40)	28	31
Dolphins	4	0:06	A.Franks 55 yd. Field Goal (6-24, 1:14)	31	31
Dolphins	5	0:47	A.Franks 27 yd. Field Goal (7-77, 3:13)	34	31

GAME STATISTICS

RUSHING (Att-Yds-TD):

Miami: J. Ajayi 32-206-1, K. Drake 4-56-1, J. Landry 1-0, M. Moore 1-(-1).
Buffalo: L. McCoy 24-128-1, M. Gillislee 11-91, T. Taylor 12-60, J. Felton 1-1, R. Bush 1-(-8).

PASSING (A-C-Y-TD-I):

Miami: M. Moore 30-16-233-2-1.
Buffalo: T. Taylor 39-26-329-3-0.

RECEIVING (Rec-Yds-TD):

Miami: D. Parker 4-85-1, K. Stills 3-35-1, J. Landry 3-29, D. Williams 2-51, D. Sims 2-10, M. Gray 1-20, J. Ajayi 1-3.
Buffalo: C. Clay 8-85-2, S. Watkins 7-154-1, L. McCoy 5-17, R. Woods 3-43, J. Felton 2-14, M. Goodwin 1-16.

SACKS (Sk-Yds):

Miami: C. Wake 1-12, J. Jones 1-0.
Buffalo: None.

INTERCEPTIONS (Int-Yds):

Miami: None.
Buffalo: C. White 1-0.

FORCED FUMBLES:

Miami: M. Thomas 1.
Buffalo: None.

FUMBLE RECOVERIES (No-Yds):

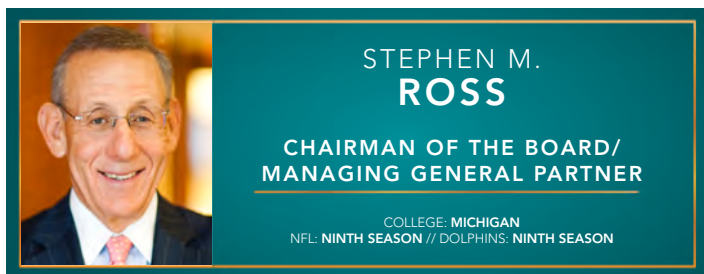
Miami: None.
Buffalo: None.

TEAM STATS

	MIA	BUF
First Downs	22	30
Rushing	12	14
Passing	10	15
Penalty	0	1
3rd-Down Efficiency	5 for 12	8 for 18
4th-Down Efficiency	0 for 0	1 for 2
Total Net Yards	494	589
Total Net Plays	68	90
Average Gain	7.3	6.5
Net Yards Rushing	261	272
Rushes	38	49
Yards per Rush	6.9	5.6
Net Yards Passing	233	317
Completed - Attempted	16-30	26-39
Yards per Pass Play	7.8	7.7
Sacked - Yards Lost	0-0	2-12
Had Intercepted	1	0
Punts - Average	5-207-41.4	4-169-42.3
Return Yardage	105	77
Punts - Return Yards	2-25	1-23
Kickoffs - Return Yards	2-80	3-54
Interceptions - Return Yards	0-0	1-0
Penalties - Yards	2-15	5-35
Fumbles - Lost	0-0	1-0
Red-Zone Efficiency	2 for 3	3 for 5
Goal-to-Go Efficiency	2 for 3	1 for 1
Time of Possession	33:40	40:33



STEPHEN M. ROSS



The landscape of South Florida was forever changed when Stephen Ross purchased the Miami Dolphins eight years ago. He began his ownership interest in the Dolphins in February of 2008 when he became a 50 percent partner with H. Wayne Huizenga in the team, the stadium and the surrounding developable land. He increased that share to a 95 percent ownership of the team and the stadium on January 20, 2009 and assumed the responsibility of Managing General Partner of both the Dolphins and the stadium. His investment continues to make an imprint on the region through a rich legacy in sport, community and culture.

Ross' connection to the area didn't start nearly a decade ago, but rather a half century ago when his family moved to Miami Beach in his childhood. The purchase was a culmination of a long-held dream; the Dolphins have been a lifetime passion for him.

Today, that reality flourishes in several aspects of his influence – reverberating from his investment in resources for the organization, his altruism in the community and his willingness to gift South Florida a state-of-the-art facility.

Throughout the Dolphins organization, Ross' ethos of building a first-class team on and off the field is etched deep. Under Ross' vision, a holistic approach has been adopted for the athletes – presenting an environment for them to flourish with cutting-edge sports performance programs, multi-million dollar renovated training facilities and a fully engaged player development program to cater to the players.

"My role as an owner is really to put the team in a position to win and do everything we possibly can," Ross said. "In every single area, we've made changes. We've thought outside the box. We're looking to be the best in class. You can see the players that we've attracted, what they expect and you put it all together, that's what makes winning teams. We're all looking to win."

Ross is committed to supporting the community that supports the Dolphins. He has strengthened the reach of the Miami Dolphins Foundation, offering tremendous support in the areas of education, health, volunteerism and youth programs. In May of 2013, Ross pledged to give more than half of his estate to philanthropic causes and charitable organizations, including South Florida-based institutions. The commitment was made through the Giving Pledge, a long-term global initiative created by Warren Buffett and Bill and Melinda Gates that aims to inspire deeper engagement in philanthropy and increase charitable giving globally. As an NFL owner, he is using his platform to harness the unifying power of sport to advance race relations across the country through the establishment of the nonprofit organization Ross Initiative in Sports for Equality (RISE).

"Sports brings together athletes,

coaches and fans of all races, uniting us with shared experiences and common goals that transcend our differences," Ross said. "The sports community is uniquely positioned and empowered to help drive national discussion and action to unite our country, promote understanding, respect and equality, and advance race relations now and for the next generation. While it would be unrealistic to say that RISE alone will end racism, we have the opportunity to harness the unifying power of sport and create a new paradigm."

Ross' largest contribution to the South Florida area is shaping the culture of the region. After making his name in development, Ross brought his expertise to completely modernize a 28-year-old facility, Hard Rock Stadium, into a truly global entertainment destination. His private investment of more than \$500 million is a game-changer in redefining the fan experience. The first phase of the project involved changing every seat in the stadium, rebuilding the concourses on the 100 and 300 levels, and improving the food choices throughout the entire facility. The second phase of renovations involved the installation of a state-of-the-art canopy that keeps as many as 92 percent of the spectators in the shade and protected from the rain, depending on the time of the day and the month. Additionally, four 1,472-inch high-definition video boards, the largest total square footage in the AFC East, adorn each corner of the stadium. The multi-year project will be completed for the 2017 season with upgrades to the private suites on the 200 level, raising the caliber on premium spaces within a sports venue.

"I think the big winner, as I look at it, is really Miami," Ross said. "We're really trying to create one of the great sports entertainment facilities in the United States today."

Ross has built architectural cathedrals throughout the globe, and his gift to South Florida ushers in a new era of world-class events, including Super Bowls, World Cups, college football championships, and international soccer and concerts.

"What I learned is Steve is a very rare combination of tenacity and heart, and he has tremendous integrity. That's inspiring for anybody to go work for somebody like Steve," Miami Dolphins President & CEO Tom Garfinkel said. "He also cares tremendously about people. He cares about this organization, and he cares about winning. It's not rhetoric. This is someone who had both the capacity and the willingness to invest in big ideas to create a best-in-class organization."





MIKE TANNENBAUM



MIKE TANNENBAUM

EXECUTIVE VICE PRESIDENT
OF FOOTBALL OPERATIONS

COLLEGE: MASSACHUSETTS
NFL: 20TH SEASON // DOLPHINS: SECOND SEASON

Growing up in the Boston suburb of Needham, Mass., heavily entrenched with a love affair of all things Boston Celtics during their dominant era under the leadership of Red Auerbach, Mike Tannenbaum saw the impact a sports dynasty could make. At an early age, he marveled as Auerbach became a pioneer of modern basketball, emphasizing team play rather than individual performance. In college at the University of Massachusetts-Amherst, Tannenbaum again delved deep into the blueprint Bill Walsh had constructed as the San Francisco 49ers dominated the NFL during the 1980s. It was during his time at Tulane University Law School Tannenbaum solidified his drive to build one organization, a goal that drives him on a daily basis in his role as Miami Dolphins Executive Vice President, Football Operations.

"I want to build an organization with people who are selfless, who are willing to sacrifice part of what is in their own best interest for the greater good of the organization. There is nothing like winning," Tannenbaum said.

Tannenbaum began his career in the NFL with the New Orleans Saints in 1994 before accepting the position of player personnel assistant with the Cleveland Browns in 1995. He returned to the Saints for the 1996 season as a player personnel assistant prior to joining the New York Jets in 1997. Tannenbaum spent 16 seasons (1997-2012) in various roles for the Jets, including his final seven years (2006-12) as the team's executive vice president and general manager. During his time as general manager, the Jets advanced to the playoffs three times, won four playoff games and made two AFC Championship game appearances.

Tannenbaum then went back to his roots as a sports lawyer, serving in 2013-14 as Priority Sports & Entertainment principal. There he honed relationships in the sports industry, setting a new caliber and showcasing his acumen for scouting talent in appointments of key clients David Blatt and Steve Kerr as Cleveland Cavaliers and Golden State Warriors head coaches ahead of the 2014-15 season.

It was in New York that his path crossed with Miami Dolphins owner Stephen Ross, where he was tapped to consult for the team in August 2014, followed by his appointment as executive vice president, football operations on Jan. 6, 2015.

In his role, Tannenbaum oversees and coordinates the effort of football operations and administration. He is most proud of his work and collaboration with General Manager Chris Grier and Head Coach Adam Gase, as well as other senior executives in implementing the philosophy of a championship caliber football team.

Tannenbaum has overhauled the Dolphins football operations. During the 2016 offseason, he helped orchestrate a trade of Miami's first-round draft pick (eighth overall) to Philadelphia, where the Dolphins moved back five selections and acquired linebacker Kiko Alonso and cornerback Byron Maxwell. The Dolphins used their first-round choice (13th overall) acquired in the trade to draft guard/tackle Laremy Tunsil. He also helped ink defensive end Cameron Wake to a contract extension. In his first full offseason with the Dolphins in 2015, Tannenbaum helped land one of the top unrestricted free agents in four-time Pro Bowl defensive tackle Ndamukong Suh, while also signing another player with a Pro Bowl on his resume in tight end Jordan Cameron, to go along with trading for wide receiver Kenny Stills. He also was instrumental in signing Pro Bowl center Mike Pouncey and quarterback Ryan Tannehill to contract extensions.

True to his mentors, Tannenbaum has instituted revolutionary landmarks in line with Ross' drive for innovative, first-class business

practices. These include the creation and implementation of a sport performance department, a roster overhaul for sustainability and proactive player wellness programs.

"I'm really proud of the fact that Stephen Ross gives us incredible resources. I think our player wellness and player care is second to none in the league in terms of our players feel like the environment here – from the food they eat to the practice fields – is best in class. And they're given every opportunity to prove and maximize their talents."

Outside of work, Mike and his wife, Michelle, remain true to their core values that education and knowledge will always pave a successful path. In keeping with these beliefs, they have instituted scholarship programs with his alma mater UMass and a New Jersey YMCA to afford young professionals the opportunity to pursue their passion without the burden of living expenses.

He uses his role with the Dolphins to guide future leaders, participating in numerous speeches within the industry. He is well vested at UMass, on hand several times throughout his evolving career to give advice and lend support to aspiring young professionals. Additionally, he sits on an advisory council at Tulane, tasked with creating opportunities for students in an evolving landscape, including virtual internships to enhance students' experience while embracing globalization.

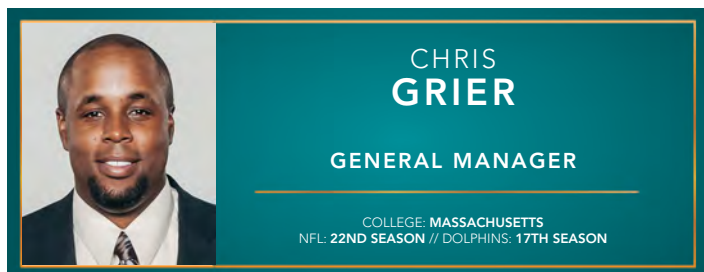
Mike Tannenbaum brings his expertise, drive, vision and leadership to the Miami Dolphins with one goal: to create a winning organization that consistently competes for championships.

"There's nothing like football; I think it's a microcosm of life. People have such disparate backgrounds yet we're all here because the one commonality we all have in this organization is we're intoxicated by winning."





CHRIS GRIER



Chris Grier is entering his 17th season with the Miami Dolphins and first as the club's general manager. He spent the previous nine years as the team's director of college scouting. Grier was appointed general manager on Jan. 4, 2016. He works together with Executive Vice President of Football Operations Mike Tannenbaum and Head Coach Adam Gase to help build a championship caliber football team. In his role, Grier oversees the draft, both college and pro personnel departments and all scouting efforts.

During the 2016 offseason, Grier worked with his staff to bring linebacker Kiko Alonso and cornerback Byron Maxwell to Miami in a trade with the Philadelphia Eagles. He utilized the team's first-round draft pick (13th overall), also acquired in the Eagles trade, to select guard/tackle Laremy Tunsil. The Dolphins will enter the 2016 training camp with more than 45 new players acquired during the offseason.

As the team's director of college scouting (2007-15), Grier was part of a front office that discovered some of the best collegiate players the Dolphins have ever drafted, including wide receiver Jarvis Landry. A second-round selection in 2014, Landry finished his first two NFL seasons with 194 receptions, more than any player has ever recorded in his first two years in the league.

Grier and the Dolphins also identified and drafted running back Lamar Miller and defensive end Olivier Vernon. Miller ranks No. 4 among all NFL running backs in rushing yards (1,971) and yards per carry (4.81) over the past two seasons and was a fourth-round pick in 2012. Vernon finished the 2015 campaign with 36 quarterback hits, the third-most in the NFL, and tied for fourth among all players with 18 tackles for loss. Vernon was a third-

round pick in 2012.

In 2011, the Dolphins drafted center Mike Pouncey in the first round. Pouncey has developed into one of the league's best interior linemen and was selected to the Pro Bowl for the third time in his career in 2015.

During Grier's tenure with the club, the Dolphins have found several diamonds in the rough. Safety Reshad Jones was a fifth-round pick in 2010 and was named the team's co-MVP following the 2015 season after he became the first player in team history to record at least 100 tackles, four interceptions and two sacks in a single season.

Prior to being the team's director of college scouting, Grier served as an area scout with the club from 2000-02, before being promoted to national scout/assistant director of college scouting in 2003. Miami won the AFC East during his first season with the team.

Grier started with the Patriots as an intern in 1994. He joined the club on a full-time basis the following year, and served as a regional scout until joining the Dolphins in 2000. In 1996, Grier was part of a New England staff that won the AFC Championship. He helped scout several players for a Patriots roster that went on to win Super Bowls XXXVI, XXXVIII and XXXIX.

Grier has worked with several of football's most successful coaches and executives throughout his career and that has helped shape his football philosophy. His father, Bobby Grier, is the former vice president of player personnel for the Patriots and recently retired as a senior personnel advisor with the Houston Texans. Chris has also worked with and learned under Pro Football Hall of Famer Bill Parcells, Patriots Head Coach Bill Belichick, Seattle Seahawks Head Coach Pete Carroll and University of Alabama Head Coach Nick Saban.

Grier attended the University of Massachusetts-Amherst where he majored in journalism and played football for two years before injuries ended his career. He spent his final two years there as an undergraduate assistant.

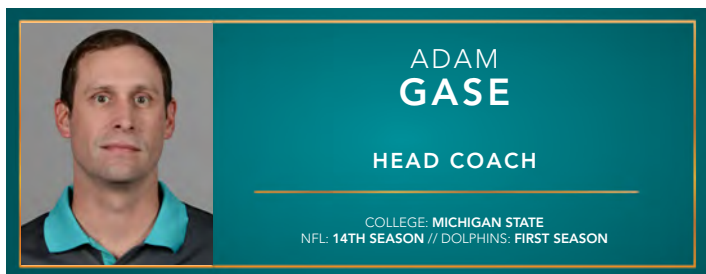
Chris' brother, Michael, played for the Edmonton Oilers, Washington Capitals, San Jose Sharks and Buffalo Sabres of the National Hockey League. He is currently a scout for the Chicago Blackhawks.

A native of Holliston, Mass., Grier resides in Weston, Fla. with his wife, Paige, and their two sons, Landon and Jackson.





ADAM GASE



CAREER

Adam Gase was named the 12th head coach in Miami Dolphins history on Jan. 9, 2016. Gase joined Miami with three years of experience as an NFL offensive coordinator, directing some of the most prolific offenses in league history.

In 2015, Gase was the offensive coordinator for the Chicago Bears. Under Gase, the Bears implemented a balanced offensive attack that improved the team's rushing totals from No. 27 in the season before Gase arrived in Chicago to No. 11 in 2015, as the unit averaged 25.6 more rushing yards per game. Bears quarterback Jay Cutler finished the 2015 season with the highest passer rating (92.3) of his career. Cutler also threw seven fewer interceptions than the previous season and his interception rate of 2.3 percent was the best showing of his career for a season where he played at least 12 games. In addition, Cutler's yards per attempt increased by 0.8, the second-largest one-year increase in his career. Additionally, running back Jeremy Langford had an impressive rookie season, rushing for 537 yards and six touchdowns. His 537 rushing yards ranked No. 7 among all NFL rookies and his six touchdowns were tied for fourth amongst rookie rushers.

Prior to joining the Bears, Gase spent six seasons (2009-14) with the Denver Broncos, during which time the team compiled a 58-38 (.604) regular-season record, won four AFC West titles, three playoff games and an AFC Championship, including a trip to Super Bowl XLVIII.

While Gase was the Denver Broncos offensive coordinator in 2013 and 2014, the Broncos led the NFL in scoring offense (34.0 points per game), total offense (430.1 yards per game) and passing offense (315.8 yards per game) during that time period. During his two seasons as coordinator, seven players from the Broncos offense were named to the Pro Bowl: running back C.J. Anderson (2014), tackle Ryan Clady (2014), quarterback Peyton Manning (2013-14), wide receiver Emmanuel Sanders (2014), wide receiver Demaryius Thomas (2013-14), tight end Julius Thomas (2013-14) and guard Louis Vasquez (2013).

In 2014, the Broncos finished 12-4, winning the AFC West and earned a bye in the first round of the playoffs. Gase helped Denver finish second in scoring, averaging 30.1 points per contest. Manning continued his excellence, completing 66.2 percent of his passes and passing for 4,727 yards and 39 touchdowns. He set the NFL's career passing touchdown record on Oct. 19, 2014 against San Francisco. Demaryius Thomas broke the franchise's single-season receiving record with 1,619 receiving yards.

In 2013, Gase's first as offensive coordinator, the Broncos set NFL records in both points (606) and touchdowns (76) and Denver's scoring output increased by 7.8 points per game. The Broncos totaled 59.4 yards per game more than they did in 2012 and led the NFL with 5,444 passing yards and 55 passing touchdowns. The explosive offense helped Denver finish the regular season 13-3, winning the AFC West and earning the top seed in the AFC playoffs, where the Broncos won the conference title and played in Super Bowl XLVIII.

In addition to setting NFL team records, Gase also helped Manning have the most prolific season of any quarterback in NFL history. Manning's 5,477 passing yards and 55 passing touchdowns were both NFL records that still stand today. Manning earned his fifth NFL MVP award and was honored as the Maxwell Club Player of the Year and AP Offensive Player of the Year.

In total, the Broncos set or tied 14 NFL offense and scoring records in the 2013 season with Gase as offensive coordinator: points (606), touchdowns (76), players with 10 or more touchdowns (5), passing first downs (293), games with 50-plus points (3), points in the second half (318), individual passing yards (Manning, 5,477), individual passing touchdowns (Manning, 55), longest field goal (Matt Prater, 64 yards), most extra points (Matt Prater, 75), most four-touchdown passing games (Manning, 9), most two-touchdown passing games (Manning, 15), most 400-yard passing games (Peyton Manning, 4) and most 90-plus passer rating games (Manning, 15).

The 2013 Broncos were one of just four teams in the past five seasons (2011-15) to have two 1,000-yard receivers and a 1,000-yard rusher. Wide receiver Demaryius Thomas was fourth in the NFL with 1,430 receiving yards, while fellow wide receiver Eric Decker ranked No. 9 with 1,288. Running back Knowshon Moreno rushed for 1,038 yards and 10 touchdowns.

Gase served as Denver's quarterbacks coach from 2011-12. Manning joined the Broncos in 2012, following 14 seasons with the Indianapolis Colts, including a 2011 campaign that he missed due to injury. With Gase as his position coach in 2012, Manning was wildly successful, finishing second in the league in passer rating (105.8), third in passing touchdowns (37) and sixth in passing yards (4,659). He earned the AP NFL Comeback Player of the Year award and was runner-up for NFL MVP.

Gase joined the Broncos in 2009 as the wide receivers coach, a position he held for two seasons.

In 2010, he helped wide receiver Brandon Lloyd earn a Pro Bowl invitation after he led the league in receiving with 1,448 yards and 11 touchdowns. It was the first time a Broncos player had ever led the league in receiving yards.

Gase coached another Pro Bowl wide receiver in 2009 when Brandon Marshall caught 101 passes for 1,120 yards (11.1 avg.) and 10 touchdowns. The 101 receptions was the fourth-highest mark in the league and the Pro Bowl selection was Marshall's second of his young career.

Gase spent the 2008 season as an offensive assistant for the San Francisco 49ers. Prior to San Francisco, Gase held several roles for five seasons (2003-07) with the Detroit Lions.

BACKGROUND

Gase earned his bachelor's degree from Michigan State, where he was a student assistant. He was also a graduate assistant and recruiting assistant at LSU (2000-03). He began his NFL career as a scouting assistant for the Detroit Lions (2003-04) and coached for the Lions (2005-07), San Francisco 49ers (2008), Denver Broncos (2009-14) and Chicago Bears (2015).

PERSONAL

Born March 29, 1978 in Ypsilanti, Mich. He and his wife, Jennifer, have a daughter, McKenzie, and two sons, A.J. and Wyatt.



2016 MIAMI DOLPHINS OFFENSIVE AND STRENGTH & CONDITIONING COACHES



CLYDE CHRISTENSEN OFFENSIVE COORDINATOR

Born January 28, 1956, Covina, Calif.
Quarterback Fresno City College 1975, North Carolina 1976-78. No pro playing experience. College coach: Mississippi 1979, East Tennessee State 1980-82, Temple 1983-85, East Carolina 1986-88, Holy Cross 1989-1990, South Carolina 1991, Maryland 1992-93, Clemson, 1994-95. Pro coach: Tampa Bay Buccaneers 1996-2001, Indianapolis Colts 2002-15, joined Dolphins in 2016.



BEN JOHNSON ASSISTANT WIDE RECEIVERS

Born May 11, 1986, Charleston, S.C.
Quarterback North Carolina 2004-08. No pro playing experience. College coach: Boston College 2010-11. Pro coach: Joined Dolphins in 2012.



DANNY BARRETT RUNNING BACKS

Born December 18, 1961, Boynton Beach, Fla.
Quarterback Cincinnati 1979-82. Pro quarterback Calgary Stampeders 1983-85, 1990-91, 1996, Toronto Argonauts 1985-88, BC Lions 1992-93, 1998, Ottawa Rough Riders 1994-95. College coach: Buffalo 2007-09, Central Florida 2011-15. Pro coach: Calgary Stampeders 1997, BC Lions 1998-99, Saskatchewan Roughriders 2000-06, joined Dolphins in 2016.



CHRIS KUPER OFFENSIVE QUALITY CONTROL

Born December 19, 1982, Anchorage, Alaska.
Guard North Dakota State 2001-05. Pro guard Denver Broncos 2006-13. No college or pro coaching experience.



SHANE DAY TIGHT ENDS

Born September 27, 1974, Manhattan, Kan.
Wide receiver Rhodes College 1995-96. No pro playing experience. College coach: Michigan 2005-06, Connecticut 2012-13. Pro coach: San Francisco 49ers 2007-09, Chicago Bears 2010-11, Washington Redskins 2014-15, joined Dolphins in 2016.



JEREMIAH WASHBURN ASSISTANT OFFENSIVE LINE

Born June 17, 1977, Boone, N.C.
Guard Arkansas 1998-2000. No pro playing experience. College coach: Arkansas 2000-01. Pro coach: Carolina Panthers 2002, Baltimore Ravens 2003-08, Detroit Lions 2009-15, joined Dolphins in 2016.



CHRIS FOERSTER OFFENSIVE LINE

Born October 12, 1961, Milwaukee, Wisc.
Center Colorado State 1979-1982. No pro playing experience. College coach: Colorado State 1983-87, Stanford 1988-1991, Minnesota 1992. Pro coach: Minnesota Vikings 1993-95, Tampa Bay Buccaneers 1996-2001, Indianapolis Colts 2002-03, Miami Dolphins 2004, Baltimore Ravens, 2005-07, San Francisco 49ers, 2008-09, 2015, Washington Redskins 2010-14, re-joined Dolphins in 2016.



DAVE PULOKA HEAD STRENGTH & CONDITIONING

Born January 12, 1979, Arlington, Mass.
Linebacker Holy Cross 1997-2000. No pro playing experience. College coach: Stevens Institute of Technology 2005, Virginia 2006. Pro coach: Atlanta Falcons 2007, joined Dolphins in 2008.



BO HARDEGREE QUARTERBACKS

Born July 5, 1984, Jackson, Tenn.
Quarterback Tennessee 2003-06. No pro playing experience. College coach: Duke 2008-10, Louisiana State 2011-13. Pro coach: Denver Broncos 2014, Chicago Bears, 2015, joined Dolphins in 2016.



JIM ARTHUR ASSISTANT STRENGTH & CONDITIONING

Born July 12, 1978, Cheshire, Conn.
Attended Springfield (Mass.) College. No college or pro playing experience. College coach: Springfield College 2000, Louisiana Tech 2001, Boston College 2002. Pro coach: Buffalo Bills 2002-04, Chicago Bears 2005-15, joined Dolphins in 2016.



SHAWN JEFFERSON WIDE RECEIVERS

Born February 22, 1969, Jacksonville, Fla.
Wide receiver Central Florida 1988-1990. Pro wide receiver San Diego Chargers 1991-95, New England Patriots 1996-99, Atlanta Falcons 2000-02, Detroit Lions 2003. No college coaching experience. Pro coach: Detroit Lions 2005-12, Tennessee Titans 2013-15, joined Dolphins in 2016.



TED RATH ASSISTANT STRENGTH & CONDITIONING

Born November 22, 1983, Monroe, Mich.
Linebacker Toledo 2003-06. No pro playing experience. College coach: Toledo 2007-09. Pro coach: Detroit Lions 2009-15, joined Dolphins in 2016.



2016 MIAMI DOLPHINS DEFENSIVE AND SPECIAL TEAMS COACHES



VANCE JOSEPH DEFENSIVE COORDINATOR

Born September 20, 1972, Marrero, La. Quarterback and running back Colorado 1990-94. Pro defensive back New York Jets 1995, Indianapolis Colts 1996. College coach: Colorado 1999-2001, 2002-03, Wyoming 2002, Bowling Green State 2004. Pro coach: San Francisco 49ers 2005-10, Houston Texans 2011-13, Cincinnati Bengals 2014-15, joined Dolphins in 2016.



LOU ANARUMO DEFENSIVE BACKS

Born August 18, 1966, Staten Island, N.Y. Attended Wagner. No college or pro playing experience. College coach: U.S. Merchant Marine Academy 1989-1990, 1992-94, Wagner 1990, Syracuse 1990-91, Harvard 1995-2000, Marshall 2001-03, Purdue 2004-11. Pro coach: Joined Dolphins in 2012.



CHARLIE BULLEN ASSISTANT LINEBACKERS

Born September 28, 1984, Palatine, Ill. No college or pro playing experience. College coach: Iowa 2007-11. Pro coach: Joined Dolphins in 2012.



MATT BURKE LINEBACKERS

Born March 25, 1976, Hudson, Mass. Safety Dartmouth 1994-97. No pro playing experience. College coach: Boston College 2000-02, Harvard 2003. Pro coach: Tennessee Titans 2006-08, Detroit Lions 2009-13, Cincinnati Bengals 2014-15, joined Dolphins in 2016.



DARONTE JONES ASSISTANT DEFENSIVE BACKS

Born November 11, 1978, Annapolis, Md. Defensive back Temple 1996, Morgan State 1997-2000. No pro playing experience. College coach: Lenoir-Rhyne 2001, Nicholls State 2002, Bowie State 2005-09, UCLA 2010, Hawaii 2012-14, Wisconsin. Pro coaching experience: Montreal Alouettes 2011, joined Dolphins in 2016.



RUSTY MCKINNEY DEFENSIVE QUALITY CONTROL

Born October 17, 1980, Fairfax County, Va. Linebacker Towson 1998-2001. No pro playing experience. College coach: Saint Anselm 2008, Bentley University 2009-13. Pro coach: Cleveland Browns 2014-15, joined Dolphins in 2016.



JIM WASHBURN SR. DEFENSIVE ASST./PASS RUSH SPECIALIST

Born December 2, 1949, Shelby, N.C. Defensive line Gardner Webb 1970-73. No pro playing experience. College coach: Southern Methodist 1976, Lees-McRae 1977-78, Livingston 1979, New Mexico 1980-82, South Carolina 1983-88, Arkansas 1994-97, Houston 1998. Pro coach: Tennessee Titans 1999-2010, Philadelphia Eagles 2011-12, Detroit Lions 2013-15, joined Dolphins in 2016.



TERRELL WILLIAMS DEFENSIVE LINE

Born June 19, 1974, Los Angeles, Calif. Nose guard East Carolina 1995-98. No pro playing experience. College coach: Fort Scott (Kan.) C.C. 1998, North Carolina A&T 1999-2001, Youngstown State 2002-03, Akron 2004-05, Purdue 2006-09, Texas A&M 2010-11, Florida 2015. Pro coach: Oakland Raiders 2012-14, joined Dolphins in 2015.



DARREN RIZZI ASST. HEAD COACH/SPECIAL TEAMS COORD.

Born July 21, 1970, Hillsdale, N.J. Tight End Rhode Island 1988-1991. College coach: Rhode Island 1992, Colgate 1993, New Haven 1993-97, Northeastern 1998, New Haven 1999-2001 (head coach), Rutgers 2002-07, Rhode Island 2008 (head coach). Pro coach: Joined Dolphins in 2009.



MARWAN MAALOUF ASSISTANT SPECIAL TEAMS

Born November 26, 1976, Strongsville, Ohio. Guard Baldwin-Wallace 1997-99. No pro playing experience. College coach: Baldwin-Wallace 2000, Fordham 2001, Rutgers 2002-03. Pro coach: Cleveland Browns 2004-06, Baltimore Ravens 2008-11, Indianapolis Colts 2012, joined Dolphins in 2013.



JAY KAISER ASSISTANT TO THE HEAD COACH


Born April 8, 1974, Liberal, Kansas. Attended Bethany. No college or pro playing experience. College coach: Bethany 1993-96, Northwest Missouri State 1997-98, Northern Iowa 1999, Toledo 2001, Kansas State 2002-08. Pro coach: Tampa Bay Buccaneers 2009-11, joined Dolphins in 2012.



PLAYER BIOS







24 // S

ISA

ABDUL-QUDDUS

HT: 6-1 // WT: 196 // BORN: 8/3/89
 COLLEGE: FORDHAM '11 // ACQUIRED: UFA, 2016
 NFL: SIXTH SEASON // DOLPHINS: FIRST SEASON

KEY TRANSACTIONS

- Signed with the Dolphins as an unrestricted free agent from Detroit on 3/11/16
- Originally signed by New Orleans as an undrafted college free agent on 7/27/11

2016 - Recorded three tackles (two solo) at **Buffalo (12/24)** ... Registered five tackles (four solo), one sack, one tackle for loss and one quarterback hit at **N.Y. Jets (12/17)** ... Sacked QB Bryce Petty for a loss of 2 yards in the second quarter ... Made one solo tackle vs. **Arizona (12/11)** ... Led the team with 10 tackles (seven solo) and one pass defended at **Baltimore (12/4)** ... Broke up a QB Joe Flacco pass intended for WR Steve Smith Sr. in the first quarter ... Totaled seven tackles (four solo) vs. **San Francisco (11/27)** ... Recorded seven tackles (five solo) and one quarterback hit in the 14-10 win at **Los Angeles (11/20)** ... Made six tackles (five solo) in the 31-24 victory at **San Diego (11/13)** ... Recorded four tackles (two solo) vs. **N.Y. Jets (11/6)** ... Tallied three solo tackles and one pass defended in the 28-25 victory vs. **Buffalo (10/23)** ... Broke up a QB Tyrod Taylor pass intended for WR Marquise Goodwin on third-and-10 in the fourth quarter, forcing Buffalo to punt ... Recorded two solo tackles, one interception and one pass defended vs. **Pittsburgh (10/16)** ... Intercepted a QB Ben Roethlisberger pass intended for WR Sammie Coates and returned it 7 yards ... Totaled five tackles (three solo) vs. **Tennessee (10/9)** ... Registered six tackles (two solo) and one tackle for loss at **Cincinnati (9/29)** ... Recorded two solo tackles vs. **Cleveland (9/25)** ... Also tallied one special teams tackle ... Registered eight tackles (four solo) at **New England (9/18)** ... Also served as a game captain ... Recorded eight tackles (three solo), one interception and two passes defended at **Seattle (9/11)** ... Intercepted a QB Russell Wilson pass for a 9-yard return in the second quarter ... Broke up a QB Russell Wilson pass intended for WR Doug Baldwin on fourth-and-inches in the third quarter.

ISA ABDUL-QUDDUS' NFL REGULAR SEASON STATISTICS

YEAR	TEAM	GP	GS	TACKLES					INTERCEPTIONS					FUMBLES		
				TOT	SOLO	ASST	SK	YDS	NO	YDS	LG	TD	PD	FF	FR	YDS
2011	New Orleans	16	1	7	6	1	0.0	0.0	0	0	0	0	1	3	0	0
2012	New Orleans	15	3	38	28	10	0.0	0.0	2	12	12	0	8	0	1	0
2013	New Orleans	11	0	7	6	1	0.0	0.0	0	0	0	0	1	0	0	0
2014	Detroit	16	4	29	19	10	0.0	0.0	0	0	0	0	2	0	0	0
2015	Detroit	16	8	55	40	15	1.0	1.0	0	0	0	0	6	1	0	0
2016	Miami	15	15	77	49	28	1.0	2.0	2	16	9	0	5	0	0	0
NFL TOTALS		89	31	213	148	65	2.0	3.0	4	28	12	0	23	4	1	0

2016 GAME-BY-GAME STATISTICS

DATE	OPPONENT	P/S	TCK	SOLO	AST	SK	YDS	INT	YDS	PD	FF	FR
9/11	at Seattle	1/1	8	3	5	0.0	0.0	1	9	2	0	0
9/18	at New England	1/1	8	4	4	0.0	0.0	0	0	0	0	0
9/25	CLEVELAND	1/1	2	2	0	0.0	0.0	0	0	0	0	0
9/29	at Cincinnati	1/1	6	2	4	0.0	0.0	0	0	0	0	0
10/9	TENNESSEE	1/1	5	3	2	0.0	0.0	0	0	0	0	0
10/16	PITTSBURGH	1/1	2	2	0	0.0	0.0	1	7	1	0	0
10/23	BUFFALO	1/1	3	3	0	0.0	0.0	0	0	1	0	0
11/6	N.Y. JETS	1/1	4	2	2	0.0	0.0	0	0	0	0	0
11/13	at San Diego	1/1	6	5	1	0.0	0.0	0	0	0	0	0
11/20	at Los Angeles	1/1	7	5	2	0.0	0.0	0	0	0	0	0
11/27	SAN FRANCISCO	1/1	7	4	3	0.0	0.0	0	0	0	0	0
12/4	at Baltimore	1/1	10	7	3	0.0	0.0	0	0	1	0	0
12/11	ARIZONA	1/1	1	1	0	0.0	0.0	0	0	0	0	0
12/17	at N.Y. Jets	1/1	5	4	1	1.0	2.0	0	0	0	0	0
12/24	at Buffalo	1/1	3	2	1	0.0	0.0	0	0	0	0	0
2016 TOTALS		15/15	77	49	28	1.0	2.0	2	16	5	0	0

SINGLE-GAME HIGHS


CAREER HIGHS

Tackles:	11	vs. Green Bay (12/3/15)
Sacks:	1	twice, last: at N.Y. Jets (12/17/16)
Interceptions:	1	four times, last: vs. Pittsburgh (10/16/16)
Passes Defended:	3	vs. Carolina (12/30/12)
Forced Fumbles:	1	four times, last: vs. GB (12/3/15)
Fumble Recoveries:	1	vs. Philadelphia (11/5/12)

SEASON HIGHS

Tackles:	10	at Baltimore (12/4/16)
Sacks:	1	at N.Y. Jets (12/17/16)
Interceptions:	1	twice, last: vs. Pittsburgh (10/16/16)
Passes Defended:	2	at Seattle (9/11/16)
Forced Fumbles:	–	
Fumble Recoveries:	–	





35 // S

WALT AIKENS

HT: 6-1 // WT: 218 // BORN: 6/19/91
 COLLEGE: LIBERTY '14 // ACQUIRED: D4, 2014
 NFL: THIRD SEASON // DOLPHINS: THIRD SEASON

KEY TRANSACTIONS

- Originally a fourth-round selection (125th overall) of the Dolphins in the 2014 NFL Draft

2016 - Played on special teams, but did not record any statistics Weeks 2-3, 10, 12-13 and 16 ... Downed a P Matt Darr punt at the Buffalo 16-yard line at **Buffalo (12/24)** ... Recorded one assisted special teams tackle and one blocked punt at **N.Y. Jets (12/17)** ... Blocked a P Lachlan Edwards punt and returned it 11 yards for a touchdown in the third quarter, extending Miami's lead 20-10 ... Registered one special teams tackle vs. **Arizona (12/11)** ... Re-

turned a defensive two-point conversion following a DT Jordan Phillips blocked PAT in the fourth quarter to extend Miami's lead 23-15 ... Recorded one special teams tackle at **Los Angeles (11/20)** ... **(11/13)** ... Tallied one special teams tackle vs. **N.Y. Jets (11/6)** ... Recorded one special teams tackle vs. **Buffalo (10/23)** ... Inactive vs. **Pittsburgh (10/16)** ... Saw action on special teams vs. **Tennessee (10/9)** ... Registered one assisted special teams tackle ... Recorded one assisted special teams tackle at **Cincinnati (9/29)**.

WALT AIKENS' NFL REGULAR SEASON STATISTICS

YEAR	TEAM	GP	GS	TACKLES					INTERCEPTIONS					FUMBLES		
				TOT	SOLO	ASST	SK	YDS	NO	YDS	LG	TD	PD	FF	FR	YDS
2014	Miami	15	0	9	7	2	0.0	0.0	1	43	43	0	1	0	0	0
2015	Miami	16	4	20	15	5	0.0	0.0	0	0	0	0	0	0	0	0
2016	Miami	14	0	0	0	0	0.0	0.0	0	0	0	0	0	0	0	0
NFL TOTALS		45	4	29	22	7	0.0	0.0	1	43	43	0	1	0	0	0

2016 GAME-BY-GAME STATISTICS

DATE	OPPONENT	P/S	TCK	SOLO	AST	SK	YDS	INT	YDS	PD	FF	FR
9/11	at Seattle	1/0	0	0	0	0.0	0.0	0	0	0	0	0
9/18	at New England	1/0	0	0	0	0.0	0.0	0	0	0	0	0
9/25	CLEVELAND	1/0	0	0	0	0.0	0.0	0	0	0	0	0
9/29	at Cincinnati	1/0	0	0	0	0.0	0.0	0	0	0	0	0
10/9	TENNESSEE	1/0	0	0	0	0.0	0.0	0	0	0	0	0
10/16	PITTSBURGH						INACTIVE					
10/23	BUFFALO	1/0	0	0	0	0.0	0.0	0	0	0	0	0
11/6	N.Y. JETS	1/0	0	0	0	0.0	0.0	0	0	0	0	0
11/13	at San Diego	1/0	0	0	0	0.0	0.0	0	0	0	0	0
11/20	at Los Angeles	1/0	0	0	0	0.0	0.0	0	0	0	0	0
11/27	SAN FRANCISCO	1/0	0	0	0	0.0	0.0	0	0	0	0	0
12/4	at Baltimore	1/0	0	0	0	0.0	0.0	0	0	0	0	0
12/11	ARIZONA	1/0	0	0	0	0.0	0.0	0	0	0	0	0
12/17	at N.Y. Jets	1/0	0	0	0	0.0	0.0	0	0	0	0	0
12/24	at Buffalo	1/0	0	0	0	0.0	0.0	0	0	0	0	0
2016 TOTALS		14/0	0	0	0	0.0	0.0	0	0	0	0	0

SINGLE-GAME HIGHS


CAREER HIGHS

Tackles: 6 at Philadelphia (11/15/15)
Sacks: —
Interceptions: 1 at Oakland (9/28/14)
Passes Defensed: 1 at Oakland, 9/28/14
Forced Fumbles: —
Fumble Recoveries: —

SEASON HIGHS

Tackles: —
Sacks: —
Interceptions: —
Passes Defensed: —
Forced Fumbles: —
Fumble Recoveries: —





23 // RB

JAY AJAYI

HT: 6-0 // WT: 229 // BORN: 6/15/93
 COLLEGE: BOISE STATE '15 // ACQUIRED: D5B, 2015
 NFL: SECOND SEASON // DOLPHINS: SECOND SEASON

KEY TRANSACTIONS

- Originally a fifth-round selection (149th overall) of the Dolphins in the 2015 NFL Draft

2016 - Ranks No. 7 in the NFL with a 4.97 rushing average ... Sixth in the NFL with 1,213 rushing yards ... Rushed a career-high 32 times for 206 yards (6.4 avg.) and one touchdown in the 34-31 win at **Buffalo (12/24)** ... Also recorded one catch for 3 yards ... Became just the fourth player in NFL history to ever rush for 200 yards in three-plus games in the same season, joining RB Tiki Barber (2005), Earl Campbell (1980) and O.J. Simpson (1973) ... Also the fourth NFL player to ever rush for more than 420 yards in a single season against the

same opponent, joining Jamal Lewis in 2003 (500 vs. Cleveland), O.J. Simpson in 1973 (469 vs. New England) and LaDainian Tomlinson in 2003 (430 vs. Oakland) ... Scored the first points of the day on his 2-yard touchdown run with 6:14 left in the first quarter to give Miami a 7-0 lead ... Carried the ball 19 times for 51 yards (2.7 avg.) at **N.Y. Jets (12/17)** ... Eclipsed the 1,000-yard rushing mark for the first time in his career ... He is the 10th player in Dolphins history to ever rush for 1,000 yards and it is the 14th time the Dolphins have produced a 1,000-yard rusher ... Also served as a game captain ... Rushed 20 times for 48 yards (2.4 avg.) in the 26-23 victory vs. **Arizona (12/11)** ... Also caught one pass for 15 yards ... Carried the ball 12 times for 61 yards (5.1 avg.) at **Baltimore (12/4)** ... Also recorded a career-high six receptions for 26 yards (4.3 avg.) ... Rushed 18 times for 45 yards (2.5 avg.) and one touchdown vs. **San Francisco (11/27)** ... Also caught one pass for 11 yards ... Scored on a 2-yard run in the second quarter to tie the game 7-7 ... Longest run on the day was for 18 yards ... Served as a game captain ... Carried the ball 16 times for 77 yards (4.8 avg.) in the 14-10 win at **Los Angeles (11/20)** ... Also caught three passes for 7 yards (2.3 avg.) ... Longest run on the day was for 36 yards ... Rushed 19 times for 79 yards (4.2 avg.) in the 31-24 win at **San Diego (11/13)** ... Also recorded one reception for 1 yard ... Broke out a 40-yard run in the third quarter on second-and-5, setting up a RB Damien Williams touchdown catch to give Miami a 21-17 lead ... Carried the ball 24 times for 111 yards (4.6 avg.) and one touchdown in the 27-23 victory vs. **N.Y. Jets (11/6)** ... Also caught three passes for 19 yards (6.3 avg.) ... Ran for a 20-yard touchdown in the first quarter to put Miami up 7-3 ... This marked his third-consecutive game with 100-plus rushing yards ... His 529 rushing yards in Weeks 6-9 are the third most over a three-game span in a single season by a Dolphin ... Rushed 28 times for a career-high 214 yards (7.6 avg.) and one touchdown in the 28-25 victory vs. **Buffalo (10/23)** ... Also caught one pass for 2 yards ... With his 214 rushing yards, Ajayi became the fourth player (fifth time overall) in NFL history to rush for 200 yards in consecutive games, joining O.J. Simpson (1973 & 1976), Earl Campbell (1980) and Ricky Williams (2002) ... His 214 rushing yards and 216 scrimmage yards were the most by an NFL player this season ... Had nine runs of 10-plus yards, which is tied for the third highest single-game total in the NFL since 1960 ... His 214 rushing yards were the third-most in Dolphins history (including playoffs) ... Earned AFC Offensive Player of the Week Honors for his Week 7 performance ... Also named FedEx Ground NFL Player of the Week for Week 7 ... Rushed 25 times for 204 yards (8.2 avg.) and two touchdowns vs. **Pittsburgh (10/16)** ... Also caught one pass for 3 yards ... His 204 rushing yards were the fifth-most in Dolphins history (including playoffs) ... Ran for a 62-yard touchdown (a career long) in the fourth quarter ... His average of 8.16 yards per carry is the second-highest by a Dolphins running back in a single game ... Named FedEx Ground NFL Player of the Week for his Week 6 performance ... Earned AFC Offensive Player of the Week honors for Week 6 ... Made first career start vs. **Tennessee (10/9)** ... Rushed 13 times for 42 yards (3.2 avg.) and one touchdown ... Scored on a 4-yard run in the second quarter to tie the game ... Led the team with six carries for 33 yards (5.5 avg.) at **Cincinnati (9/29)** ... Also caught two passes for 13 yards (6.5 avg.) ... Rushed seven times for 28 yards (4.0 avg.) and one touchdown vs. **Cleveland (9/25)** ... His 11-yard touchdown run in overtime sealed the Dolphins' 30-24 victory ... Rushed five times for 14 yards (2.8 avg.) at **New England (9/18)** ... Also hauled in four catches for 31 yards (7.8 avg.) ... Inactive at **Seattle (9/11)**.

JAY AJAYI'S NFL REGULAR SEASON STATISTICS

YEAR	TEAM	GP	GS	RUSHING					RECEIVING				
				ATT	YDS	AVG	LG	TD	NO	YDS	AVG	LG	TD
2015	Miami	9	0	49	187	3.8	24	1	7	90	12.9	20	0
2016	Miami	14	11	244	1,213	5.0	62t	8	24	131	5.5	15	0
NFL TOTALS		23	11	293	1,400	4.8	62t	9	31	221	7.1	20	0

2016 GAME-BY-GAME STATISTICS

			RUSHING					RECEIVING						
DATE	OPPONENT	P/S	ATT	YDS	AVG	LG	TD	NO	YDS	AVG	LG	TD	W/L	SCORE
9/11	at Seattle		INACTIVE											
9/18	at New England	1/0	5	14	2.8	8	0	4	31	7.8	11	0	L	24-31
9/25	CLEVELAND	1/0	7	28	4.0	11t	1	0	0	0.0	0	0	W	30-24 (OT)
9/29	at Cincinnati	1/0	6	33	5.5	11	0	2	13	6.5	11	0	L	7-22
10/9	TENNESSEE	1/1	13	42	3.2	9	1	0	0	0.0	0	0	L	17-30
10/16	PITTSBURGH	1/1	25	204	8.2	62t	2	1	3	3.0	3	0	W	30-15
10/23	BUFFALO	1/1	28	214	7.6	53	1	1	2	2.0	2	0	W	28-25
11/6	N.Y. JETS	1/1	24	111	4.6	20t	1	3	19	6.3	10	0	W	27-20
11/13	at San Diego	1/1	19	79	4.2	40	0	1	1	1.0	1	0	W	31-24
11/20	at Los Angeles	1/1	16	77	4.8	36	0	3	7	2.3	8	0	W	14-10
11/27	SAN FRANCISCO	1/1	18	45	2.5	18	1	1	11	11.0	11	0	W	31-24
12/4	at Baltimore	1/1	12	61	5.1	19	0	6	26	4.3	13	0	L	6-38
12/11	ARIZONA	1/1	20	48	2.4	13	0	1	15	15.0	15	0	W	26-23
12/17	at N.Y. Jets	1/1	19	51	2.7	8	0	0	0	0.0	0	0	W	34-14
12/24	at Buffalo	1/1	32	206	6.4	57	1	1	3	3.0	3	0	W	34-31
2016 TOTALS		14/11	244	1,213	5.0	62t	8	24	131	5.5	15	0		



SINGLE-GAME HIGHS


CAREER HIGHS

Rushes:	32	at Buffalo (12/24/16)
Rushing Yards:	214	vs. Buffalo (10/23/16)
Longest Run:	62t	vs. Pittsburgh (10/16/16)
TD Runs:	2	vs. Pittsburgh (10/16/16)
Receptions:	6	at Baltimore (12/4/16)
Receiving Yards:	52	at N.Y. Jets (11/29/15)
Longest Reception:	20	vs. Dallas (11/22/15)
TD Receptions:	—	

SEASON HIGHS

Rushes:	32	at Buffalo (12/24/16)
Rushing Yards:	214	vs. Buffalo (10/23/16)
Longest Run:	62t	vs. Pittsburgh (10/16/16)
TD Runs:	2	vs. Pittsburgh (10/16/16)
Receptions:	6	at Baltimore (12/4/16)
Receiving Yards:	31	at New England (9/18/16)
Longest Reception:	13	at Baltimore (12/4/16)
TD Receptions:	—	





76 // T

BRANDEN
ALBERT

HT: 6-5 // WT: 314 // BORN: 11/4/84
COLLEGE: VIRGINIA '08 // ACQUIRED: UFA, 2014 (KC)
NFL: NINTH SEASON // DOLPHINS: THIRD SEASON

KEY TRANSACTIONS

- Signed by the Dolphins as an unrestricted free agent on 3/12/14
- Originally a first-round selection (15th overall) of Kansas City in the 2008 NFL Draft

yards and a career-high four touchdowns ... Moore also earned a 126.2 QB rating, the fourth highest of his career ... Started in the 26-23 win vs. **Arizona (12/11)** ... Protected QB Ryan Tannehill who completed 15-of-20 (75.0 pct.) passes for 195 yards, three touchdowns and a 124.0 QB rating ... This marked Tannehill's third game of the season with three-plus touchdown passes ... Returned to action at **Baltimore (12/4)** ... QB Ryan Tannehill completed 29-of-40 passes (72.5 pct.) for 225 yards and one touchdown ... Inactive due to injury Weeks 11-12 ... Started in the 31-24 win at **San Diego (11/13)** ... QB Ryan Tannehill completed 17-of-24 throws (70.1 pct.) for 240 yards and two touchdowns ... Tannehill posted a season high 130.6 QB rating ... Also blocked for a run game that amassed 106 yards (4.2 avg.) and one touchdown on 25 attempts ... Started in the 27-23 victory vs. **N.Y. Jets (11/6)** ... Protected QB Ryan Tannehill who completed 17-of-28 passes (60.7 pct.) for 149 yards and one touchdown ... Also blocked for RB Jay Ajayi who carried the ball 24 times for 111 yards (4.6 avg.) and one touchdown ... This was the third consecutive game Ajayi topped the 100-yard rushing mark ... Started in the 28-25 win vs. **Buffalo (10/23)** ... Protected QB Ryan Tannehill who completed 15-of-25 passes (60 pct.) for 204 yards and one touchdown ... Tannehill also posted a 99.4 QB rating on the day ... Blocked for RB Jay Ajayi who rushed for a career-high 214 yards, the third most in a single game in franchise history ... Returned to action in the 30-15 victory vs. **Pittsburgh (10/16)** ... Protected QB Ryan Tannehill who completed 24-of-32 throws (75.0 pct.), earning a 97.4 QB rating ... Part of an o-line that did not allow a sack on the day ... Also blocked for RB Jay Ajayi who rushed for 204 yards, the fifth most in a single game in team history ... Inactive due to illness vs. **Tennessee (10/9)** ... Inactive due to injury at **Cincinnati (9/29)** ... Started vs. **Cleveland (9/25)** ... Protected QB Ryan Tannehill who completed 25-of-39 passes (64.1 pct.) for 319 yards and three touchdowns ... Also blocked for a Dolphins run game that rushed for 115 yards and one touchdown on 25 attempts (4.6 avg.) ... Started at **New England (9/18)** ... Blocked for QB Ryan Tannehill who completed 32-of-45 passes for 389 yards and two touchdowns ... O-line did not allow a sack in the game... Also blocked for the Dolphins run game, which totaled 16 attempts for 70 yards (4.4 avg.) and one touchdown ... Served as a game captain ... Started at **Seattle (9/11)** and protected QB Ryan Tannehill, who completed 16-of-29 passes for 186 yards and a 74.8 QB rating ... Also served as a game captain.

BRANDEN ALBERT'S NFL REGULAR SEASON STATISTICS

GAMES/STARTS: (Kansas City) 2008: 15/15, 2009: 14/14, 2010: 15/15, 2011: 16/16, 2012: 13/11, 2013: 12/12, (Miami) 2014: 9/9, 2015: 14/14, 2016: 11/11 **NFL TOTALS: 119/117**



47 // LB

KIKO
ALONSO

HT: 6-3 // WT: 239 // BORN: 8/14/90
COLLEGE: OREGON '13 // ACQUIRED: T, 2016 (PHI.)
NFL: FOURTH SEASON // DOLPHINS: FIRST SEASON

KEY TRANSACTIONS

- Acquired by the Dolphins in a trade (Phi.) on 3/9/16
- Originally a second-round selection (46th overall) by Buffalo in the 2013 NFL Draft

300-tackle mark for his career ... Inactive due to injury vs. **Arizona (12/11)** ... Recorded seven tackles (six solo) at **Baltimore (12/4)** ... Led the team with 12 tackles (four solo), one interception and one fumble recovery in the 31-24 win vs. **San Francisco (11/27)** ... Became the first Dolphins linebacker since at least 1993 to recover a fumble and intercept a pass in the same game ... Recovered a TE Garrett Celek fumble that was forced by CB Byron Maxwell in the second quarter ... Intercepted a QB Colin Kaepernick pass intended for WR Torrey Smith and returned the ball 10 yards in the third quarter ... Tackled QB Colin Kaepernick with DT Ndamukong Suh at Miami's 2-yard line to end the game ... Led the team with eight tackles (six solo), one forced fumble and one fumble recovery in the 14-10 win at **Los Angeles (11/20)** ... Forced a fumble by TE Lance Kendricks and recovered the ball in the third quarter ... Registered four solo tackles and one interception in the 31-24 victory at **San Diego (11/13)** ... Intercepted QB Philip Rivers with 1:01 remaining in the fourth quarter and returned it 60 yards for a touchdown, sealing Miami's 31-24 win ... This was his first career touchdown and first interception of the season ... Recorded five solo tackles and two passes defended vs. **N.Y. Jets (11/6)** ... Broke up a QB Ryan Fitzpatrick pass intended for WR Quincy Enunwa in the first quarter ... Also defended a QB Ryan Fitzpatrick pass intended for RB Matt Forte in the fourth quarter on third-and-1, forcing the Jets to punt ... Led the team with six tackles (five solo) in the 28-25 victory vs. **Buffalo (10/23)** ... Totaled five tackles (three solo) vs. **Pittsburgh (10/16)** ... Led the team with 12 tackles (eight solo) and one tackle for loss vs. **Tennessee (10/9)** ... Recorded eight tackles (five solo) and two tackles for loss at **Cincinnati (9/29)** ... Served as a game captain ... Recorded eight tackles (six solo) vs. **Cleveland (9/25)** ... Recorded 11 tackles (four solo) and one fumble recovery at **New England (9/18)** ... Made Dolphins debut at **Seattle (9/11)** ... Recorded 11 tackles (three solo) and one forced fumble ... Recovered a QB Russell Wilson fumble for two yards in the fourth quarter.

KIKO ALONSO'S NFL REGULAR SEASON STATISTICS

YEAR	TEAM	GP	GS	TACKLES				YDS	INTERCEPTIONS					FUMBLES		
				TOT	SOLO	ASST	SK		NO	YDS	LG	TD	PD	FF	FR	YDS
2013	Buffalo	16	16	159	87	72	2.0	17.0	4	38	32	0	4	1	2	0
2014	Buffalo			INJURED RESERVE												
2015	Philadelphia	11	1	43	30	13	0.0	0.0	1	0	0	0	1	0	0	0
2016	Miami	14	14	110	67	43	0.0	0.0	2	70	60t	1	4	1	4	2
NFL TOTALS		41	31	312	184	128	2.0	17.0	7	108	60t	1	9	2	6	2

2016 GAME-BY-GAME STATISTICS


DATE	OPPONENT	P/S	TCK	SOLO	AST	SK	YDS	INT	YDS	PD	FF	FR
9/11	at Seattle	1/1	11	3	8	0.0	0.0	0	0	0	0	1
9/18	at New England	1/1	11	4	7	0.0	0.0	0	0	0	0	1
9/25	CLEVELAND	1/1	8	6	2	0.0	0.0	0	0	0	0	0
9/29	at Cincinnati	1/1	8	5	3	0.0	0.0	0	0	0	0	0
10/9	TENNESSEE	1/1	12	8	4	0.0	0.0	0	0	0	0	0
10/16	PITTSBURGH	1/1	5	3	2	0.0	0.0	1/1	0	0	0	0
10/23	BUFFALO	1/1	6	5	1	0.0	0.0	0	0	0	0	0
11/6	N.Y. JETS	1/1	5	5	0	0.0	0.0	0	0	2	0	0
11/13	at San Diego	1/1	4	4	0	0.0	0.0	1	60	1	0	0
11/20	at Los Angeles	1/1	8	6	2	0.0	0.0	0	0	0	1	1
11/27	SAN FRANCISCO	1/1	12	4	8	0.0	0.0	1	10	1	0	1
12/4	at Baltimore	1/1	7	6	1	0.0	0.0	0	0	0	0	0
12/11	ARIZONA						INACTIVE					
12/17	at N.Y. Jets	1/1	6	3	3	0.0	0.0	0	0	0	0	0
12/24	at Buffalo	1/1	7	5	2	0.0	0.0	0	0	0	0	0
2016 TOTALS		14/14	110	67	43	0.0	0.0	2	70	4	1	4



SINGLE-GAME HIGHS

CAREER HIGHS			SEASON HIGHS		
Tackles:	22	vs. Cincinnati (10/13/13)	Tackles:	12	twice, last: vs. San Francisco (11/27/16)
Sacks:	1	twice, last: vs. Kansas City (11/3/13)	Sacks:	—	
Interceptions:	2	vs. Baltimore (9/29/13)	Interceptions:	1	twice, last: vs. San Francisco (11/27/16)
Passes Defensed:	2	twice, last: vs. N.Y. Jets (11/6/16)	Passes Defensed:	2	vs. N.Y. Jets (11/6/16)
Forced Fumbles:	1	twice, last: at Los Angeles (11/20/16)	Forced Fumbles:	1	at Los Angeles (11/20/16)
Fumble Recoveries:	1	six times, last: vs. San Francisco (11/27/16)	Fumble Recoveries:	1	four times, last: vs. San Francisco (11/27/16)





50 // DE

ANDRE
BRANCH

HT: 6-5 // WT: 263 // BORN: 7/14/89
 COLLEGE: CLEMSON '12 // ACQUIRED: UFA, 2016
 NFL: FIFTH SEASON // DOLPHINS: FIRST SEASON

KEY TRANSACTIONS

- Signed by the Dolphins as an unrestricted free agent from Jacksonville on 3/16/16
- Originally a second-round selection (38th overall) by Jacksonville in the 2012 NFL Draft

2016 - Registered five solo tackles, three tackles for loss and one quarterback hit in the 34-31 victory at **Buffalo (12/24)** ... Recorded three solo tackles, one tackle for loss and two quarterback hits in the 34-13 win at **N.Y. Jets (12/17)** ... Tallied a career-high six tackles (three solo), one sack, one pass defended and one fumble recovery in the 26-23 win vs. **Arizona (12/11)** ... Sacked QB Carson Palmer for a loss 5 yards, forcing a fumble that was recovered by DE Terrence

Fede ... Registered two assisted tackles at **Baltimore (12/4)** ... Recorded five tackles (four solo), one sack, two tackles for loss and one quarterback hit in the 31-24 victory vs. **San Francisco (11/27)** ... Sacked QB Colin Kaepernick for a loss of 5 yards in the fourth quarter ... Made three assisted tackles at **Los Angeles (11/20)** ... Registered four tackles (three solo) and 0.5 sacks in the 34-21 win at **San Diego (11/13)** ... Split a sack with DT Ndamukong Suh for a loss of 6 yards in the fourth quarter ... Totaled three solo tackles and one quarterback hit vs. **N.Y. Jets (11/6)** ... Recorded two assisted tackles, a half sack and one quarterback hit vs. **Buffalo (10/23)** ... Split a sack of QB Tyrod Taylor with DE Cameron Wake for a loss of 6 yards in the fourth quarter... Served as a game captain ... Made first start for the Dolphins in the 30-15 win vs. **Pittsburgh (10/16)** ... Registered four tackles (three solo) and 1.5 sacks ... Sacked QB Ben Roethlisberger for an 11-yard loss in the first quarter ... Split a sack with DE Cameron Wake in the first quarter for a loss of 9 yards ... Marked his third career game with multiple sacks ... Recorded two tackles (one solo) vs. **Tennessee (10/9)** ... Tallied three tackles (two solo) and one forced fumble at **Cincinnati (9/29)** ... Forced a QB Andy Dalton fumble in the fourth quarter on third-and-1, resulting in a Bengals punt on the next play ... Registered one solo tackle, one sack, one tackle for loss and one QBH vs. **Cleveland (9/25)** ... Sacked QB Cody Kessler for a loss of 3 yards on third down in the third quarter ... Recorded one assisted tackle at **New England (9/18)** ... Played in his Dolphins debut at **Seattle (9/11)** ... Recorded four assisted tackles.

ANDRE BRANCH'S NFL REGULAR SEASON STATISTICS

YEAR	TEAM	GP	GS	TACKLES					INTERCEPTIONS					FUMBLES		
				TOT	SOLO	ASST	SK	YDS	NO	YDS	LG	TD	PD	FF	FR	YDS
2012	Jacksonville	13	3	11	9	2	1.0	7.0	0	0	0	0	1	1	1	0
2013	Jacksonville	16	0	37	30	7	6.0	53.0	0	0	0	0	3	0	0	0
2014	Jacksonville	9	0	18	12	6	3.0	26.0	0	0	0	0	3	2	1	0
2015	Jacksonville	13	9	24	18	6	4.0	36.0	0	0	0	0	4	2	1	49
2016	Miami	15	10	47	27	20	5.5	34.5	0	0	0	0	1	2	0	0
NFL TOTALS		66	22	137	96	41	19.5	156.5	0	0	0	0	12	7	3	0

2016 GAME-BY-GAME STATISTICS

DATE	OPPONENT	P/S	TCK	SOLO	AST	SK	YDS	INT	YDS	PD	FF	FR
9/11	at Seattle	1/0	4	0	4	0.0	0.0	0	0	0	0	0
9/18	at New England	1/0	1	0	1	0.0	0.0	0	0	0	0	0
9/25	CLEVELAND	1/0	1	1	0	1.0	3.0	0	0	0	0	0
9/29	at Cincinnati	1/0	3	2	1	0.0	0.0	0	0	0	1	0
10/9	TENNESSEE	1/0	2	1	1	0.0	0.0	0	0	0	0	0
10/16	PITTSBURGH	1/1	4	3	1	1.5	15.5	0	0	0	0	0
10/23	BUFFALO	1/1	2	0	2	0.5	3.0	0	0	0	0	0
11/6	N.Y. JETS	1/1	3	3	0	0.0	0.0	0	0	0	0	0
11/13	at San Diego	1/1	4	3	1	0.5	3.0	0	0	0	0	0
11/20	at Los Angeles	1/1	3	0	3	0.0	0.0	0	0	0	0	0
11/27	SAN FRANCISCO	1/1	5	4	1	1.0	5.0	0	0	0	0	0
12/4	at Baltimore	1/1	2	0	2	0.0	0.0	0	0	0	0	0
12/11	ARIZONA	1/1	6	3	3	1.0	5.0	0	0	1	1	0
12/17	at N.Y. Jets	1/1	3	3	0	0.0	0.0	0	0	0	0	0
12/24	at Buffalo	1/1	5	5	0	0.0	0.0	0	0	0	0	0
2016 TOTALS		15/10	47	27	20	5.5	34.5	0	0	1	2	0

SINGLE-GAME HIGHS

CAREER HIGHS

Tackles:	6	vs. Arizona (12/11/16)
Sacks:	2	twice, last: vs. Ind. (12/13/15)
Interceptions:	—	
Passes Defensed:	2	vs. Atlanta (12/20/15)
Forced Fumbles:	2	at Philadelphia (9/7/14)
Fumble Recoveries:	1	three times, last: vs. Ind. (12/13/15)

SEASON HIGHS

Tackles:	6	vs. Arizona (12/11/16)
Sacks:	1.5	vs. Pittsburgh (10/16/16)
Interceptions:	—	
Passes Defensed:	1	vs. Arizona (12/11/16)
Forced Fumbles:	1	twice, last: vs. Arizona (12/11/16)
Fumble Recoveries:	—	





64 // C

JAKE
BRENDL

HT: 6-4 // WT: 305 // BORN: 9/10/92
COLLEGE: UCLA '16 // ACQUIRED: FA, 2016
NFL: ROOKIE SEASON // DOLPHINS: ROOKIE SEASON

KEY TRANSACTIONS

- Signed to the Dolphins practice squad on 10/11/16
- Originally signed with Dallas as an undrafted college free agent on 5/6/16


2016 - Did not play Weeks 11, 13-16 ... Played one snap vs. **San Francisco (11/27)** ... Activated from the Dolphins' practice squad on 11/19.

JAKE BRENDL'S NFL REGULAR SEASON STATISTICS

GAMES/STARTS: 2016: 1/0

NFL TOTALS: 1/0





74 // G/T

JERMON
BUSHROD

HT: 6-5 // WT: 320 // BORN: 8/19/84
COLLEGE: TOWSON '07 // ACQUIRED: FA, 2016
NFL: 10TH SEASON // DOLPHINS: FIRST SEASON

KEY TRANSACTIONS

- Signed by the Dolphins on 3/11/16
- Originally a fourth-round selection (125th overall) by New Orleans in the 2007 NFL Draft


his first start since 2011 ... Moore completed 12-of-18 (66.7 pct.) throws for 236 yards and a career-high four touchdowns ... Moore also earned a 126.2 QB rating, the fourth highest of his career ... Started in the 26-23 win vs. **Arizona (12/11)** ... Protected QB Ryan Tannehill who completed 15-of-20 (75.0 pct.) passes for 195 yards, three touchdowns and a 124.0 QB rating ... This marked Tannehill's third game of the season with three-plus touchdown passes ... Started at **Baltimore (12/4)** ... QB Ryan Tannehill completed 29-of-40 passes for 225 yards and one touchdown ... Also served as a game captain ... Started in the 31-24 victory vs. **San Francisco (11/27)** ... Played on an o-line that helped QB Ryan Tannehill complete 20-of-30 passes (66.7 pct.) for 285 yards and three touchdowns ... Tannehill also earned a 130.6 QB rating, tied for the second-best mark of his career ... Started in the 14-10 win at **Los Angeles (11/20)** ... Protected QB Ryan Tannehill, who completed 24-of-34 (70.6 pct.) passes for 172 yards and two touchdowns ... Started in the 31-24 win at **San Diego (11/13)** ... QB Ryan Tannehill completed 17-of-24 throws (70.1 pct.) for 240 yards and two touchdowns ... Tannehill posted a season high 130.6 QB rating ... Also blocked for a run game that amassed 106 yards (4.2 avg.) and one touchdown on 25 attempts ... Started in the 27-23 victory vs. **N.Y. Jets (11/6)** ... Protected QB Ryan Tannehill who completed 17-of-28 passes (60.7 pct.) for 149 yards and one touchdown ... Also blocked for RB Jay Ajayi who carried the ball 24 times for 111 yards (4.6 avg.) and one touchdown ... This was the third consecutive game Ajayi topped the 100-yard rushing mark ... Started in the 28-25 win vs. **Buffalo (10/23)** ... Protected QB Ryan Tannehill who completed 15-of-25 passes (60 pct.) for 204 yards and one touchdown ... Tannehill also posted a 99.4 QB rating on the day ... Blocked for RB Jay Ajayi who rushed for a career-high 214 yards, the third most in a single game in franchise history ... Started in the 30-15 victory vs. **Pittsburgh (10/16)** ... Protected QB Ryan Tannehill who completed 24-of-32 throws (75.0 pct.), earning a 97.4 QB rating ... Part of an o-line that did not allow a sack on the day ... Also blocked for RB Jay Ajayi who rushed for 204 yards, the fourth-most in a single game in team history ... Started vs. **Tennessee (10/9)** ... Helped QB Ryan Tannehill complete 12-of-18 passes (66.7 pct.) for 191 yards ... Blocked for RB Jay Ajayi who rushed for a career-high 13 attempts and 42 yards ... Started at right guard at **Cincinnati (9/29)**, earning his 100th career start ... Protected QB Ryan Tannehill, who completed 15-of-25 passes (60 pct.) for 189 yards and one touchdown ... Started vs. **Cleveland (9/25)** ... Protected QB Ryan Tannehill who completed 25-of-39 passes (64.1 pct.) for 319 yards and three touchdowns ... Also blocked for a Dolphins run game that rushed for 115 yards and one touchdown on 25 attempts (4.6 avg.) ... Started at **New England (9/18)** ... Protected QB Ryan Tannehill, who completed 32-of-45 passes for 389 yards and two touchdowns ... O-line did not allow a sack in the game... Also blocked for the Dolphins run game, which totaled 16 attempts for 70 yards (4.4 avg.) and one touchdown ... Made first career start at right guard at **Seattle (9/11)** ... Protected QB Ryan Tannehill who completed 16-of-29 passes for 186 yards.

JERMON BUSHROD'S NFL REGULAR SEASON STATISTICS

GAMES/STARTS: (New Orleans) 2007: 1/0, 2008: 2/0, 2009: 15/14, 2010: 16/16, 2011: 16/16, 2012: 16/16, (Chicago) 2013: 16/16, 2014: 14/14, 2015: 12/4, (Miami) 2016: 15/15

NFL TOTALS: 123/111





56 // LB

DONALD BUTLER

HT: 6-1 // WT: 242 // BORN: 10/17/88
 COLLEGE: WASHINGTON '10 // ACQUIRED: FA, 2016
 NFL: SIXTH SEASON // DOLPHINS: FIRST SEASON

KEY TRANSACTIONS

- Signed with the Dolphins as a free agent on 9/13/16
- Originally a third-round selection (79th overall) by San Diego in the 2010 NFL Draft

2016 - Recorded six solo tackles and one tackle for loss in the 34-31 win at **Buffalo (12/24)** ... Played, but did not record any statistics Weeks 6, 10-11, 13 and 15 ... Made one assisted tackle vs. **Arizona (12/11)** ... Tallied four assisted tackles vs. **San Francisco (11/27)** ... Served as a game captain at **San Diego (11/13)** ... Made one solo tackle vs. **N.Y. Jets (11/6)** ... Recorded three solo

tackles vs. **Buffalo (10/23)** ... Recorded six tackles (four solo) vs. **Tennessee (10/9)** ... Registered three tackles (two solo) and two tackles for loss in his first Dolphins start at **Cincinnati (9/29)** ... Made his Dolphins debut and recorded one assisted tackle vs. **Cleveland (9/25)** ... Inactive at **New England (9/18)** ... Signed with the Dolphins on Sept. 13, 2016.

DONALD BUTLER'S NFL REGULAR SEASON STATISTICS

YEAR	TEAM	GP	GS	TACKLES					INTERCEPTIONS					FUMBLES		
				TOT	SOLO	ASST	SK	YDS	NO	YDS	LG	TD	PD	FF	FR	YDS
2011	San Diego	16	16	95	77	18	2.0	17.0	1	2	2	0	2	2	1	37
2012	San Diego	12	12	78	50	28	3.0	12.0	1	21	21t	1	4	2	0	0
2013	San Diego	13	12	84	71	13	0.5	5.5	1	30	30	0	4	0	1	0
2014	San Diego	14	13	73	45	28	1.0	6.0	0	0	0	0	2	0	3	0
2015	San Diego	16	9	40	24	16	0.5	3.0	0	0	0	0	0	1	1	1
2016	Miami	13	5	25	16	9	0.0	0.0	0	0	0	0	0	0	0	0
NFL TOTALS		84	67	395	283	112	7.0	43.5	3	53	30	1	12	5	6	38

2016 GAME-BY-GAME STATISTICS

DATE	OPPONENT	P/S	TCK	SOLO	AST	SK	YDS	INT	YDS	PD	FF	FR
9/11	at Seattle											
9/18	at New England											
9/25	CLEVELAND	1/0	1	0	1	0.0	0.0	0	0	0	0	0
9/29	at Cincinnati	1/1	3	2	1	0.0	0.0	0	0	0	0	0
10/9	TENNESSEE	1/1	6	4	2	0.0	0.0	0	0	0	0	0
10/16	PITTSBURGH	1/0	0	0	0	0.0	0.0	0	0	0	0	0
10/23	BUFFALO	1/0	3	3	0	0.0	0.0	0	0	0	0	0
11/6	N.Y. JETS	1/0	1	1	0	0.0	0.0	0	0	0	0	0
11/13	at San Diego	1/1	0	0	0	0.0	0.0	0	0	0	0	0
11/20	at Los Angeles	1/1	0	0	0	0.0	0.0	0	0	0	0	0
11/27	SAN FRANCISCO	1/0	4	0	4	0.0	0.0	0	0	0	0	0
12/4	at Baltimore	1/0	0	0	0	0.0	0.0	0	0	0	0	0
12/11	ARIZONA	1/0	1	0	1	0.0	0.0	0	0	0	0	0
12/17	at N.Y. Jets	1/0	0	0	0	0.0	0.0	0	0	0	0	0
12/24	at Buffalo	1/1	6	6	0	0.0	0.0	0	0	0	0	0
2016 TOTALS		13/5	25	16	9	0.0	0.0	0	0	0	0	0

SINGLE-GAME HIGHS

CAREER HIGHS

Tackles: 13 vs. Houston (9/9/13)
Sacks: 1 five times, last: vs. N.Y. Jets (10/5/14)
Interceptions: 1 three times, last: vs. N.Y. Giants (12/8/13)
Passes Defensed: 2 vs. N.Y. Giants (12/8/13)
Forced Fumbles: 1 five times, last: at Cincinnati (9/20/15)
Fumble Recoveries: 1 six times, last: at Cincinnati (9/20/15)

SEASON HIGHS

Tackles: 6 twice, last: at Buffalo (12/24/16)
Sacks: —
Interceptions: —
Passes Defensed: —
Forced Fumbles: —
Fumble Recoveries: —





88 // WR

LEONTE CARROO

HT: 6-1 // WT: 217 // BORN: 1/24/94
 COLLEGE: RUTGERS '16 // ACQUIRED: D3B, 86
 NFL: ROOKIE SEASON // DOLPHINS: ROOKIE SEASON

KEY TRANSACTIONS

- Originally a third-round selection (86th overall) of the Dolphins in the 2016 NFL Draft

2016 - Inactive at **Buffalo (12/24)** ... Played, but did not record any statistics in Weeks 2, 4, 7, 9, 11 and 13-15 ... Appeared on special teams, but did not record any statistics in Weeks 3, 5-6 and 10 ... Caught one pass for a touchdown vs. **San Francisco (11/27)** ... Hauled in a 15-yard touchdown catch in the fourth quarter to extend Miami's lead 31-14 ... It was the first receiving touchdown of his career ... Made NFL and Dolphins debut at **Seattle (9/11)** ... Recorded two

receptions for 14 yards (7.0 avg.) ... Registered a 12-yard catch from QB Ryan Tannehill to convert a third down in the fourth quarter.

LEONTE CARROO'S NFL REGULAR SEASON STATISTICS

YEAR	TEAM	GP	GS	RECEIVING					RUSHING				
				NO	YDS	AVG	LG	TD	ATT	YDS	AVG	LG	TD
2016	Miami	13	2	3	29	9.7	15t	1	0	0	0.0	0	0
NFL TOTALS		13	2	3	29	9.7	15t	1	0	0	0.0	0	0

2016 GAME-BY-GAME STATISTICS

DATE	OPPONENT	P/S	RECEIVING					RUSHING					W/L	SCORE
			NO	YDS	AVG	LG	TD	ATT	YDS	AVG	LG	TD		
9/11	at Seattle	1/1	2	14	7.0	12	0	0	0	0.0	0	0	L	10-12
9/18	at New England	1/0	0	0	0.0	0	0	0	0	0.0	0	0	L	24-31
9/25	CLEVELAND	1/0	0	0	0.0	0	0	0	0	0.0	0	0	W	30-24 (OT)
9/29	at Cincinnati	1/1	0	0	0.0	0	0	0	0	0.0	0	0	L	7-22
10/9	TENNESSEE	1/0	0	0	0.0	0	0	0	0	0.0	0	0	L	17-30
10/16	PITTSBURGH	1/0	0	0	0.0	0	0	0	0	0.0	0	0	W	30-15
10/23	BUFFALO	1/0	0	0	0.0	0	0	0	0	0.0	0	0	W	28-25
11/6	N.Y. JETS	1/0	0	0	0.0	0	0	0	0	0.0	0	0	W	27-20
11/13	at San Diego	1/0	0	0	0.0	0	0	0	0	0.0	0	0	W	31-24
11/20	at Los Angeles	1/0	0	0	0.0	0	0	0	0	0.0	0	0	W	14-10
11/27	SAN FRANCISCO	1/0	1	15	15.0	15t	1	0	0	0.0	0	0	W	31-24
12/4	at Baltimore	1/0	0	0	0.0	0	0	0	0	0.0	0	0	L	6-38
12/11	ARIZONA	1/0	0	0	0.0	0	0	0	0	0.0	0	0	W	26-23
12/17	at N.Y. Jets	1/0	0	0	0.0	0	0	0	0	0.0	0	0	W	34-13
12/24	at Buffalo		INACTIVE											
2016 TOTALS		13/2	3	29	9.7	15t	1	0	0	0.0	0	0		

SINGLE-GAME HIGHS


CAREER HIGHS

Receptions: 2 at Seattle (9/11/16)
Receiving Yards: 15 vs. San Francisco (11/27/16)
Longest Reception: 15t vs. San Francisco (11/27/16)
TD Receptions: 1 vs. San Francisco (11/27/16)

SEASON HIGHS

Receptions: 2 at Seattle (9/11/16)
Receiving Yards: 15 vs. San Francisco (11/27/16)
Longest Reception: 15t vs. San Francisco (11/27/16)
TD Receptions: 1 vs. San Francisco (11/27/16)





4 // P

MATT DARR

HT: 6-1 // WT: 214 // BORN: 7/2/92
 COLLEGE: TENNESSEE '15 // ACQUIRED: FA, 2015
 NFL: SECOND SEASON // DOLPHINS: SECOND SEASON

KEY TRANSACTIONS

- Originally signed by the Dolphins as an undrafted college free agent on 5/8/15

2016 - Ranks No. 5 in the NFL with 3,785 gross punting yards and 3,385 net yards ... Tied for seventh in the league with 29 punts inside the 20 ... Punted the ball five times for 207 yards (41.4 avg.) and a 36.8 net avg. in the 34-31 victory at **Buffalo (12/24)** ... Landed three punts inside Buffalo's 20-yard line ... Booted a 41-yard punt that was saved by CB Bobby McCain at the Buffalo 2-yard line and then downed by TE MarQueis Gray at Buffalo's 4-yard line in overtime ...

Punted six times for 257 yards (42.8 avg.) and a 37.5 net avg. in the 34-13 win at **N.Y. Jets (12/17)** ... Punted eight times for 346 yards (43.3 avg.) and a 39.3 net avg. in the 26-23 victory vs. **Arizona (12/11)** ... Also landed three punts inside Arizona's 20-yard line ... Booted a 40-yard punt that was downed by S Walt Aikens at Arizona's 1-yard line ... Punted six times for 222 yards (37.0 avg.) and a 36.5 net avg. at Baltimore (12/4) ... Also had three punts inside the 20-yard line ... Booted five punts for 209 yards (41.8 avg.) and a 37.4 net avg. in the 31-24 victory vs. **San Francisco (11/27)** ... Punted a 35 yarder to the San Francisco 19-yard line in the first quarter ... Punted a career-high 10 times for 453 yards (42.6 avg.) and a 42.6 net avg. in the 14-10 win at **Los Angeles (11/20)** ... Also had two punts inside the Rams' 20-yard line ... Longest punt on the day was a 54 yarder in the first quarter ... Boomed a 39-yard punt that was downed by CB Bobby McCain at the Rams' 2-yard line in the first quarter ... Booted five punts for 258 yards (51.6 avg.) and a 42.6 net avg. in the 31-24 victory at **San Diego (11/13)** ... Longest punt on the day was for 59 yards in the fourth quarter, pinning San Diego at their own 22-yard line ... Punted three times for 120 yards (40.0 avg.) and a 36.7 net avg. vs. **N.Y. Jets (11/6)** ... Also landed two punts inside the Jets' 20-yard line ... Punted the ball five times for 175 yards (35.0 avg.) and a 25.0 net avg. vs. **Buffalo (10/23)** ... Punted twice for 77 yards (38.5 avg.) and a 38.5 net avg. vs. **Pittsburgh (10/16)** ... Booted a 34-yard punt to pin the Steelers at their own 3-yard line with 4:20 remaining in the fourth quarter ... Punted six times for 298 yards (49.7 avg.) and a 46.3 net avg. vs. **Tennessee (10/9)** ... Punted seven times for 344 yards (49.1 avg.) and a 43.0 net avg. at **Cincinnati (9/29)** ... Boomed a season-high 66-yard punt out of bounds in the first quarter to pin the Bengals at their own 10-yard line ... The 66-yard net punt was the third longest of his career and longest by the Dolphins since Brandon Fields on Dec. 22, 2013... His 344 gross punting yards were also a season high ... Punted six times for 293 yards (48.8 avg.) and a 48.8 net avg. vs. **Cleveland (9/25)** ... Also had season-high four punts inside the 20-yard line ... Posted four punts for 199 yards (49.8 avg.) and a 41.5 net average at **New England (9/18)** ... Longest punt on the day was for 56 yards ... Punted seven times for 327 yards (46.7 avg), one touchback and three punts inside the 20-yard line at **Seattle (9/11)** ... Registered a game-high 57-yard punt.

MATT DARR'S NFL REGULAR SEASON STATISTICS

YEAR	TEAM	GP	NO	YDS	AVG	RET	RET YDS.	NET	TB	IN20	LG	BK
2015	Miami	16	92	4,380	47.6	50	526	39.7	10	30	70	0
2016	Miami	15	85	3,785	44.5	36	300	39.8	5	29	66	0
NFL TOTALS		31	177	8,165	46.1	86	826	39.8	15	59	70	0

2016 GAME-BY-GAME STATISTICS

DATE	OPPONENT	P/S	NO	YDS	AVG	RET.	YDS.	NET	TB	IN20	LG	BK	W/L	SCORE
9/11	at Seattle	1/0	7	327	46.7	3	267	38.1	1	3	57	0	L	10-12
9/18	at New England	1/0	4	199	49.8	3	166	41.5	0	0	56	0	L	24-31
9/25	CLEVELAND	1/0	6	293	48.8	1	0	48.8	0	4	55	0	W	30-24 (OT)
9/29	at Cincinnati	1/0	7	344	49.1	3	23	43.0	1	3	66	0	L	7-22
10/9	TENNESSEE	1/0	6	298	49.7	4	20	46.3	0	2	57	0	L	17-30
10/16	PITTSBURGH	1/0	2	77	38.5	0	0	38.5	0	1	43	0	W	30-15
10/23	BUFFALO	1/0	5	175	35.0	1	30	25.0	1	0	45	0	W	28-25
11/6	N.Y. JETS	1/0	3	120	40.0	2	10	36.7	0	2	47	0	W	27-20
11/13	at San Diego	1/0	5	258	51.6	3	45	42.6	0	1	59	0	W	31-24
11/20	at Los Angeles	1/0	10	453	45.3	5	27	42.6	0	2	54	0	W	14-10
11/27	SAN FRANCISCO	1/0	5	209	41.8	1	2	37.4	1	1	53	0	W	31-24
12/4	at Baltimore	1/0	6	222	37.0	3	3	36.5	0	3	48	0	L	6-38
12/11	ARIZONA	1/0	8	346	43.3	3	12	39.3	1	3	51	0	W	26-23
12/17	at N.Y. Jets	1/0	6	257	42.8	3	32	37.5	0	1	46	0	W	34-13
12/24	at Buffalo	1/0	5	207	41.4	1	23	36.8	0	3	47	0	W	31-28
2016 TOTALS		15/0	85	3,785	44.5	36	300	39.8	5	29	66	0		


SINGLE-GAME HIGHS

CAREER HIGHS

Punts:	10	at Los Angeles (11/20/16)
Gross Punting Yards:	453	at Los Angeles (11/20/16)
Gross Punt Avg.:	58.2	at New England (10/29/15)
Longest Punt:	70	at New England (10/29/15)
Inside the 20:	5	vs. Dallas (11/22/15)

SEASON HIGHS

Punts:	10	at Los Angeles (11/20/16)
Gross Punting Yards:	453	at Los Angeles (11/20/16)
Gross Punt Avg.:	51.6	at San Diego (11/13/16)
Longest Punt:	66	at Cincinnati (9/29/16)
Inside the 20:	4	vs. Cleveland (9/25/16)



92 // LS

JOHN
DENNEY

HT: 6-5 // WT: 242 // BORN: 12/13/78
COLLEGE: BRIGHAM YOUNG '05 // ACQUIRED: FA, 2005
NFL: 12TH SEASON // DOLPHINS: 12TH SEASON

KEY TRANSACTIONS

- Originally signed by the Dolphins as an undrafted college free agent on 4/29/05

game-winning field goal in the 26-23 victory vs. **Arizona (12/11)** ... Franks also hit 3-of-3 PATs, to remain perfect on extra points this season ... Also snapped for P Matt Darr eight times for 346 yards (43.3 avg.) and a 39.3 net avg. ... Darr placed three-or-more punts inside the opponents' 20-yard line for the fifth time this season ... Snapped for P Matt Darr six times for 222 yards (37.0 avg.) and a 36.5 net avg. at **Baltimore (12/4)** ... Three of Darr's punts landed inside Baltimore's 20-yard line ... Helped K Andrew Franks convert 1-of-1 FGs and 4-of-4 PATs in the 31-24 victory vs. **San Francisco (11/27)** ... Also snapped for P Matt Darr, who punted five times for 209 yards (41.8 avg.) and a 37.4 net avg. ... Helped P Matt Darr reach career highs in punts (10) and gross punting yards (453) in the 14-10 win at **Los Angeles (11/20)** ... Snapped for K Andrew Franks on 2-of-2 PATs ... Helped K Andrew Franks convert 1-of-1 FGs and 4-of-4 PATs at **San Diego (11/13)** ... Snapped for P Matt Darr five times for 258 yards (51.6 avg.) and a 42.6 net avg. ... Appeared in his 184th career game, moving past former Dolphins WR Nat Moore into sole possession of fourth place on the team's all-time games played list vs. **N.Y. Jets (11/6)** ... Snapped the ball for K Andrew Franks on 2-of-2 FGs and 3-of-3 PATs ... Also snapped the ball three times to P Matt Darr for 120 yards (40.0 avg.) and a 36.7 net avg. ... Two of Darr's punts landed inside the Jets' 20-yard line ... Played in his 183rd career game vs. **Buffalo (10/23)** ... Snapped for K Andrew Franks on 2-of-2 FGs and 2-of-2 PATs ... Also snapped for P Matt Darr five times for 175 yards (25.0 avg.) and 25.0 net avg. ... Began serving as a season-long captain ... Helped K Andrew Franks convert 3-of-5 FGs and 3-of-3 PATs vs. **Pittsburgh (10/16)** ... Also snapped two punts for 77 yards (38.5 avg.) and a 38.5 net avg. ... Snapped for K Andrew Franks on a 29-yard FGM and two PATs vs. **Tennessee (10/9)** ... Also snapped on six punts for P Matt Darr for 298 yards (49.7 avg.) and a 46.3 net avg. ... Extended his consecutive games played streak to 180 at **Cincinnati (9/29)** ... Helped P Matt Darr punt seven times for 344 yards (49.1 avg.) and a 43.0 net avg. ... Snapped on one FGM and three PATs for K Andrew Franks vs. **Cleveland (9/25)** ... Also helped P Matt Darr punt four times inside the 20-yard line ... Saw action in his 178th-consecutive game at **New England (9/18)** ... Snapped on one FGM and three PATs for K Andrew Franks ... Played in his 177th-consecutive game for the Dolphins at **Seattle (9/11)** ... Helped P Matt Darr produce a game-high 57-yard punt.

JOHN DENNEY'S NFL REGULAR SEASON STATISTICS

GAMES/STARTS: 2005: 16/0, 2006: 16/0, 2007: 16/0, 2008: 16/0, 2009: 16/0, 2010: 16/0, 2011: 16/0, 2012: 16/0, 2013: 16/0, 2014: 16/0, 2015: 16/0, 2016: 15/0 **NFL TOTALS: 191/0**



32 // RB

KENYAN
DRAKE

HT: 6-1 // WT: 216 // BORN: 1/26/94
COLLEGE: ALABAMA '16 // ACQUIRED: D3A,73
NFL: ROOKIE SEASON // DOLPHINS: ROOKIE SEASON

KEY TRANSACTIONS

- Originally a third-round selection (73rd overall) of the Dolphins in the 2016 NFL Draft

kickoffs for 44 yards (22.0 avg.) ... Carried the ball once for 1 yard and caught one pass for 4 yards at **Baltimore (12/4)** ... Rushed once for 9 yards vs. **San Francisco (11/27)** ... Returned two kickoffs for 99 yards (49.5 avg.) ... Also made one assisted special teams tackle ... Longest kickoff return was for 78 yards, placing Miami at the San Francisco 24-yard line ... Carried the ball once for 2 yards at **Los Angeles (11/20)** ... Also returned one kickoff 18 yards ... Rushed one time for 9 yards at **San Diego (11/13)** ... Caught one pass for 6 yards vs. **N.Y. Jets (11/6)** ... Also returned two kickoffs for 123 yards (61.5 avg.) and one touchdown ... Returned a kickoff 96 yards for a touchdown with 5:15 remaining in the fourth quarter, sealing Miami's 27-23 victory ... His 96-yard kickoff return for a touchdown was tied for the sixth-longest return in franchise history ... Played, but did not record any statistics Weeks 6-7 ... Rushed twice for 4 yards (2.0 avg.) vs. **Tennessee (10/9)** ... Also caught two passes for 16 yards (8.0 avg.) ... Carried the ball twice for 15 yards (7.5 avg.) at **Cincinnati (9/29)** ... Made first career start vs. **Cleveland (9/25)** ... Returned one kickoff for 17 yards ... Also recorded one special teams tackle and one miscellaneous tackle ... Led the team with nine rushes for 37 yards (4.1 avg.) ... Also caught two passes for 11 yards (5.5 avg.) ... Rushed twice for 12 yards (6.0 avg.) and his first career touchdown at **New England (9/18)** ... Added two receptions for 6 yards (3.0 avg.) ... Returned one kickoff 15 yards ... Made NFL and Dolphins debut at **Seattle (9/11)**.

KENYAN DRAKE'S NFL REGULAR SEASON STATISTICS

YEAR	TEAM	GP	GS	RUSHING					RECEIVING				
				ATT	YDS	AVG	LG	TD	NO	YDS	AVG	LG	TD
2016	Miami	15	1	29	169	5.8	45t	2	9	46	5.1	9	0
NFL TOTALS		15	1	29	169	5.8	45t	2	9	46	5.1	9	0

KENYAN DRAKE'S NFL RETURN STATS

		KICKOFF							PUNT					
YEAR	TEAM	GP	GS	RET.	YDS	AVG	LG	TD	NO.	FC	YDS.	AVG.	LG	TD
2016	Miami	15	1	12	376	31.3	96t	1	0	0	0	0.0	0	0
NFL TOTALS		15	1	12	376	31.3	96t	1	0	0	0	0.0	0	0

2016 GAME-BY-GAME STATISTICS


DATE	OPPONENT	P/S	RUSHING					RECEIVING					W/L	SCORE
			ATT	YDS	AVG	LG	TD	NO	YDS	AVG	LG	TD		
9/11	at Seattle	1/0	0	0	0.0	0	0	0	0	0.0	0	0	L	10-12
9/18	at New England	1/0	2	12	6.0	7t	1	2	6	3.0	4	0	L	24-31
9/25	CLEVELAND	1/1	9	37	4.1	11	0	2	11	5.5	7	0	W	30-24 (OT)
9/29	at Cincinnati	1/0	2	15	7.5	12	0	0	0	0.0	0	0	L	7-22
10/9	TENNESSEE	1/0	2	4	2.0	6	0	2	16	8.0	9	0	L	17-30
10/16	PITTSBURGH	1/0	0	0	0.0	0	0	0	0	0.0	0	0	W	30-15
10/23	BUFFALO	1/0	0	0	0.0	0	0	0	0	0.0	0	0	W	28-25
11/6	N.Y. JETS	1/0	0	0	0.0	0	0	1	6	6.0	6	0	W	27-23
11/13	at San Diego	1/0	1	9	9.0	9	0	0	0	0.0	0	0	W	31-24
11/20	at Los Angeles	1/0	1	2	2.0	2	0	0	0	0.0	0	0	W	14-10
11/27	SAN FRANCISCO	1/0	1	9	9.0	9	0	0	0	0.0	0	0	W	31-24
12/4	at Baltimore	1/0	1	1	1.0	1	0	1	4	4.0	4	0	L	6-38
12/11	ARIZONA	1/0	1	8	8.0	8	0	1	3	3.0	3	0	W	26-23
12/17	at N.Y. Jets	1/0	5	16	3.2	16	0	0	0	0.0	0	0	W	34-13
12/24	at Buffalo	1/0	4	56	14.0	45t	1	0	0	0.0	0	0	W	34-31
2016 TOTALS		15/1	29	169	5.8	45t	2	9	46	5.1	9	0		



SINGLE-GAME HIGHS

CAREER HIGHS		SEASON HIGHS	
Rushes:	9 vs. Cleveland (9/25/16)	Rushes:	9 vs. Cleveland (9/25/16)
Rushing Yards:	56 at Buffalo (12/24/16)	Rushing Yards:	56 at Buffalo (12/24/16)
Longest Run:	45t at Buffalo (12/24/16)	Longest Run:	45t at Buffalo (12/24/16)
TD Runs:	1 twice, last: at Buffalo (12/24/16)	TD Runs:	1 twice, last: at Buffalo (12/24/16)
Receptions:	2 three times, last: vs. Tennessee (10/9/16)	Receptions:	2 three times, last: vs. Tennessee (10/9/16)
Receiving Yards:	11 vs. Cleveland (9/25/16)	Receiving Yards:	11 vs. Cleveland (9/25/16)
Longest Reception:	7 vs. Cleveland (9/25/16)	Longest Reception:	7 vs. Cleveland (9/25/16)
TD Receptions:	1 at New England (9/18/16)	TD Receptions:	1 at New England (9/18/16)





83 // TE

THOMAS DUARTE

HT: 6-2 // WT: 241 // BORN: 3/30/95
 COLLEGE: UCLA '16 // ACQUIRED: D7B, 2016
 NFL: ROOKIE SEASON // DOLPHINS: ROOKIE SEASON

KEY TRANSACTIONS

- Originally a seventh-round selection (231st overall) of the Dolphins in the 2016 NFL Draft

2016 - Inactive Weeks 10-16 ... Made NFL debut, but did not record any statistics vs. **N.Y. Jets (11/6)** ... Activated to the 53-man roster on 11/5 .. On the Dolphins' practice squad Weeks 1-8.

THOMAS DUARTE'S NFL REGULAR SEASON STATISTICS

YEAR	TEAM	GP	GS	RECEIVING					RUSHING				
				NO	YDS	AVG	LG	TD	ATT	YDS	AVG	LG	TD
2016	Miami	1	0	0	0	0.0	0	0	0	0	0.0	0	0
NFL TOTALS		1	0	0	0	0.0	0	0	0	0	0.0	0	0

2016 GAME-BY-GAME STATISTICS

DATE	OPPONENT	P/S	RECEIVING					RUSHING					W/L	SCORE
			NO	YDS	AVG	LG	TD	ATT	YDS	AVG	LG	TD		
9/11	at Seattle			PRACTICE SQUAD										
9/18	at New England			PRACTICE SQUAD										
9/25	CLEVELAND			PRACTICE SQUAD										
9/29	at Cincinnati			PRACTICE SQUAD										
10/9	TENNESSEE			PRACTICE SQUAD										
10/16	PITTSBURGH			PRACTICE SQUAD										
10/23	BUFFALO			PRACTICE SQUAD										
11/6	N.Y. JETS	1/0	0	0	0.0	0	0	0	0	0.0	0	0	W	27-23
11/13	at San Diego			INACTIVE										
11/20	at Los Angeles			INACTIVE										
11/27	SAN FRANCISCO			INACTIVE										
12/4	at Baltimore			INACTIVE										
12/11	ARIZONA			INACTIVE										
12/17	at N.Y. Jets			INACTIVE										
12/24	at Buffalo			INACTIVE										
2016 TOTALS		1/0	0	0	0.0	0	0	0	0	0.0	0	0		

SINGLE-GAME HIGHS


CAREER HIGHS

Receptions: —
 Receiving Yards: —
 Longest Reception: —
 TD Receptions: —

SEASON HIGHS

Receptions: —
 Receiving Yards: —
 Longest Reception: —
 TD Receptions: —





78 // DE

TERRENCE FEDE

HT: 6-4 // WT: 267 // BORN: 11/19/91
 COLLEGE: MARIST '14 // ACQUIRED: D7, 2014
 NFL: THIRD SEASON // DOLPHINS: THIRD SEASON

KEY TRANSACTIONS

- Originally a seventh-round selection (234th overall) by the Dolphins in the 2014 NFL Draft

2016 - Played, but did not record any statistics Weeks 4, 11, 13 and 16 ... Inactive Weeks 1, 3 and 6-10 and 15 ... Registered a season-high four tackles (two solo), one tackle for loss and one fumble recovery in the 26-23 win vs. **Arizona (12/11)** ... Recovered a QB Carson Palmer fumble at the Arizona 39-yard line ... It was Fede's first-career fumble recovery ... Recorded season-high three tackles (one solo) vs. **San Francisco (11/27)** ... Recorded two tackles (one

solo) vs. **Tennessee (10/9)** ... Recorded two tackles (one solo) at **New England (9/18)**.

TERRENCE FEDE'S NFL REGULAR SEASON STATISTICS

YEAR	TEAM	GP	GS	TACKLES					INTERCEPTIONS					FUMBLES		
				TOT	SOLO	ASST	SK	YDS	NO	YDS	LG	TD	PD	FF	FR	YDS
2014	Miami	11	0	10	8	2	1.0	5.0	0	0	0	0	0	0	0	0
2015	Miami	15	0	16	9	7	0.0	0.0	0	0	0	0	0	0	0	0
2016	Miami	8	0	11	5	6	0.0	0.0	0	0	0	0	0	0	1	0
NFL TOTALS		34	0	37	22	15	1.0	5.0	0	0	-	0	0	0	1	0

2016 GAME-BY-GAME STATISTICS

DATE	OPPONENT	P/S	TCK	SOLO	AST	SK	YDS	INT	YDS	PD	FF	FR
9/11	at Seattle						INACTIVE					
9/18	at New England	1/0	2	1	1	0.0	0.0	0	0	0	0	0
9/25	CLEVELAND						INACTIVE					
9/29	at Cincinnati	1/0	0	0	0	0.0	0.0	0	0	0	0	0
10/9	TENNESSEE	1/0	2	1	1	0.0	0.0	0	0	0	0	0
10/16	PITTSBURGH						INACTIVE					
10/23	BUFFALO						INACTIVE					
11/6	N.Y. JETS						INACTIVE					
11/13	at San Diego						INACTIVE					
11/20	at Los Angeles	1/0	0	0	0	0.0	0.0	0	0	0	0	0
11/27	SAN FRANCISCO	1/0	3	1	2	0.0	0.0	0	0	0	0	0
12/4	at Baltimore	1/0	0	0	0	0.0	0.0	0	0	0	0	0
12/11	ARIZONA	1/0	4	2	2	0.0	0.0	0	0	0	0	1
12/17	at N.Y. Jets						INACTIVE					
12/24	at Buffalo	1/0	0	0	0	0.0	0.0	0	0	0	0	0
2016 TOTALS		7/0	11	5	6	0.0	0.0	0	0	0	0	1

SINGLE-GAME HIGHS

CAREER HIGHS

Tackles: 6 at Washington (9/13/15)
Sacks: 1 at Jacksonville (10/26/14)
Interceptions: —
Passes Defensed: —
Forced Fumbles: —
Fumble Recoveries: 1 vs. Arizona (12/11/16)

SEASON HIGHS

Tackles: 4 vs. Arizona (12/11/16)
Sacks: —
Interceptions: —
Passes Defensed: —
Forced Fumbles: —
Fumble Recoveries: 1 vs. Arizona (12/11/16)





3 // K

ANDREW FRANKS

HT: 6-1 // WT: 202 // BORN: 1/11/93
 COLLEGE: RENSSELAER POLYTECHNIC INSTITUTE // ACQUIRED: FA, 2015
 NFL: SECOND SEASON // DOLPHINS: SECOND SEASON

KEY TRANSACTIONS

- Originally signed by the Dolphins as an undrafted college free agent on 5/8/15

3-of-3 PATs, extending his streak to 39 consecutive extra points made on the season ... Attempted a 46-yard FG at **Baltimore (12/4)** ... Converted 1-of-1 FGs and 4-of-4 PATs in the 31-24 win vs. **San Francisco (11/27)** ... Drilled a 24-yard field goal in the third quarter to extend Miami's lead 17-7 ... Made 2-of-2 PATs at **Los Angeles (11/20)** ... Converted 1-of-1 FGs and a season high 4-of-4 PATs in the 31-24 win at **San Diego (11/13)** ... Made a 27-yard FG with 2:57 remaining in the fourth quarter to tie the game 24-24 ... Made 2-of-2 FGs and 3-of-3 PATs vs. **N.Y. Jets (11/6)** ... Longest field goal on the day was for 33 yards in the third quarter, extending Miami's lead 17-13 ... Converted 2-of-2 FGs and 2-of-2 PATs in the 28-25 victory vs. **Buffalo (10/23)** ... Drilled a 36-yard field goal in the first quarter to give the Dolphins a 3-0 lead ... Extended career-long to 15 consecutive PATs made in a single season ... Kicked 3-of-5 FGs (career high) and 3-of-3 PATs vs. **Pittsburgh (10/16)** ... His 12 points on the day were a career high ... His 30-yard field goal with 5:33 left in the second quarter gave Miami a 9-8 lead ... Converted 1-of-1 FGs and 2-of-2 PATs vs. **Tennessee (10/9)** ... Made 1-of-1 PATs at **Cincinnati (9/29)** ... Also kicked off twice and recorded one touchback ... Kicked 1-of-1 FGs and 3-of-3 PATs vs. **Cleveland (9/25)** ... Converted 1-of-1 FGs and 3-of-3 PATs at **New England (9/18)** ... Connected on a 27-yard FG in the second quarter to give the Dolphins their first points of the day ... Was 1-of-2 on FGs and 1-of-1 on PATs to score four points at **Seattle (9/11)** ... Kicked a game-high 41-yard FG in the second quarter.

ANDREW FRANKS' NFL REGULAR SEASON STATISTICS

YEAR	TEAM	GP	FGM	FGA	PCT.	LG	XP	XPA	PCT.	BLK	PTS
2015	Miami	16	13	16	81.3	53	33	36	91.7	0	72
2016	Miami	15	16	21	76.2	55	39	40	97.5	1	87
NFL TOTALS		31	29	37	78.4	55	72	76	94.7	1	159

2016 GAME-BY-GAME STATISTICS

DATE	OPPONENT	P/S	FGM	FGA	PCT.	LG	XP	XPA	PCT.	BLK	PTS	W/L	SCORE
9/11	at Seattle	1/0	1	2	50.0	41	1	1	100.0	0	4	L	10-12
9/18	at New England	1/0	1	1	100.0	27	3	3	100.0	0	6	L	24-31
9/25	CLEVELAND	1/0	1	1	100.0	37	3	3	100.0	0	6	W	30-24 (OT)
9/29	at Cincinnati	1/0	0	0	0.0	0	1	1	100.0	0	1	L	7-22
10/9	TENNESSEE	1/0	1	1	100.0	24	2	2	100.0	0	5	L	17-30
10/16	PITTSBURGH	1/0	3	5	60.0	30	3	3	100.0	1	12	W	30-15
10/23	BUFFALO	1/0	2	2	100.0	36	2	2	100.0	0	8	W	28-25
11/6	N.Y. JETS	1/0	2	2	100.0	33	3	3	100.0	0	9	W	27-23
11/13	at San Diego	1/0	1	1	100.0	27	4	4	100.0	0	7	W	31-24
11/20	at Los Angeles	1/0	0	0	0.0	0	2	2	100.0	0	2	W	14-10
11/27	SAN FRANCISCO	1/0	1	1	100.0	26	4	4	100.0	0	7	W	31-24
12/4	at Baltimore	1/0	0	1	0.0	0	0	0	0.0	0	0	L	6-38
12/11	ARIZONA	1/0	1	1	100.0	21	3	3	100.0	0	6	W	26-23
12/17	at N.Y. Jets	1/0	0	0	0.0	0	4	5	80.0	0	4	W	34-23
12/24	at Buffalo	1/0	2	3	66.7	55	4	4	100.0	0	10	W	34-31
2016 TOTALS		15/0	16	21	76.2	55	39	40	97.5	1	87		

SINGLE-GAME HIGHS

CAREER HIGHS

Most Points Scored: 12 vs. Pittsburgh (10/16/16)
PATs Attempted: 6 vs. Houston (10/25/15)
PATs Made: 5 twice, last: vs. Houston (10/25/15)

Consecutive PATs Made: 39 (12/6/15 - 12/11/16)
FGs Attempted: 5 vs. Pittsburgh (10/16/16)
FGs Made: 3 vs. Pittsburgh (10/16/16)

Longest FG Attempt: 63 at New England (10/29/15)
Longest FG Made: 55 at Buffalo (12/24/16)

SEASON HIGHS

Most Points Scored: 12 vs. Pittsburgh (10/16/16)
PATs Attempted: 5 at N.Y. Jets (12/17/16)
PATs Made: 4 four times, last: at Buffalo (12/24/16)

Consecutive PATs Made: 31 (9/11/16 - 12/11/16)
FGs Attempted: 5 vs. Pittsburgh (10/16/16)
FGs Made: 3 vs. Pittsburgh (10/16/16) (10/9/16)

Longest FG Attempt: 55 at Buffalo (12/24/16)
Longest FG Made: 55 at Buffalo (12/24/16)





19 // WR

JAKEEM GRANT

HT: 5-7 // WT: 172 // BORN: 10/30/92
 COLLEGE: TEXAS TECH '16 // ACQUIRED: D6A
 NFL: ROOKIE SEASON // DOLPHINS: ROOKIE SEASON

KEY TRANSACTIONS

- Originally a sixth-round draft selection (186th overall) of the Dolphins in the 2016 NFL Draft

2016 - Returned one kickoff 41 yards at **Buffalo (12/24)** ... Returned two punts for 17 yards (8.5 avg.) at **N.Y. Jets (12/17)** ... Also returned two kickoffs for 20 yards (10.0 avg.) ... Appeared on special teams, but did not record any statistics vs. **Arizona (12/11)** ... Returned one kickoff 18 yards at **Baltimore (12/4)** ... Returned one punt for -1 yards vs. **San Francisco (11/27)** ... Also returned two kickoffs 35 yards (17.5 avg.) ... Fair caught one punt return at **Los Angeles**

(11/20) ... Returned three punts for 1 yard at **San Diego (11/13)** ... Also returned two kickoffs for 54 yards (27.0 avg.) ... Returned one punt 3 yards vs. **N.Y. Jets (11/6)** ... Also returned one kickoff 34 yards in the second quarter ... Returned three punts for 11 yards (3.7 avg.) vs. **Buffalo (10/23)** ... Also returned three kickoffs for 59 yards (19.7 avg.) ... Longest kickoff return on the day was 23 yards ... Returned one punt for 15 yards vs. **Pittsburgh (10/16)** ... Returned one punt 74 yards for his first career touchdown in the second quarter to tie the game vs. **Tennessee (10/9)** ... It was the seventh-longest punt return in team history and the third longest by a rookie ... Also returned two kickoffs for 47 yards (23.5 avg.) ... Longest kickoff return on the day was for 26 yards ... Returned one kickoff for 18 yards and three punts for 13 yards (4.3 avg.) at **Cincinnati (9/29)** ... His 11-yard punt return in the second quarter is a season high ... Returned one kickoff for 27 yards vs. **Cleveland (9/25)** ... Saw action on special teams, but did not record any statistics at **New England (9/18)** ... Made NFL and Dolphins debut at **Seattle (9/11)** ... Served as the primary kick and punt returner for Miami ... Returned three punts for 16 yards (5.3 avg.) ... Returned two kickoffs for 67 yards (33.5 avg.).

JAKEEM GRANT'S NFL REGULAR SEASON STATISTICS

YEAR	TEAM	GP	GS	RECEIVING					RUSHING				
				NO	YDS	AVG	LG	TD	ATT	YDS	AVG	LG	TD
2016	Miami	15	0	0	0	0.0	0	0	0	0	0.0	0	0
NFL TOTALS		15	0	0	0	0.0	0	0	0	0	0.0	0	0

JAKEEM GRANT'S NFL RETURN STATS

KICKOFF									PUNT					
YEAR	TEAM	GP	GS	RET.	YDS	AVG	LG	TD	NO.	FC	YDS.	AVG.	LG	TD
2016	Miami	15	0	18	420	23.3	45	0	18	3	151	8.4	74t	1
NFL TOTALS		15	0	18	420	23.3	45	0	18	3	151	8.4	74t	1

2016 GAME-BY-GAME STATISTICS

DATE	OPPONENT	P/S	RECEIVING					RUSHING					W/L	SCORE
			NO	YDS	AVG	LG	TD	ATT	YDS	AVG	LG	TD		
9/11	at Seattle	1/0	0	0	0.0	0	0	0	0	0.0	0	0	L	10-12
9/18	at New England	1/0	0	0	0.0	0	0	0	0	0.0	0	0	L	24-31
9/25	CLEVELAND	1/0	0	0	0.0	0	0	0	0	0.0	0	0	W	30-24 (OT)
9/29	at Cincinnati	1/0	0	0	0.0	0	0	0	0	0.0	0	0	L	7-22
10/9	TENNESSEE	1/0	0	0	0.0	0	0	0	0	0.0	0	0	L	17-30
10/16	PITTSBURGH	1/0	0	0	0.0	0	0	0	0	0.0	0	0	W	30-15
10/23	BUFFALO	1/0	0	0	0.0	0	0	0	0	0.0	0	0	W	28-25
11/6	N.Y. JETS	1/0	0	0	0.0	0	0	0	0	0.0	0	0	W	27-23
11/13	at San Diego	1/0	0	0	0.0	0	0	0	0	0.0	0	0	W	31-24
11/20	at Los Angeles	1/0	0	0	0.0	0	0	0	0	0.0	0	0	W	14-10
11/27	SAN FRANCISCO	1/0	0	0	0.0	0	0	0	0	0.0	0	0	W	31-24
12/4	at Baltimore	1/0	0	0	0.0	0	0	0	0	0.0	0	0	L	6-38
12/11	ARIZONA	1/0	0	0	0.0	0	0	0	0	0.0	0	0	W	26-23
12/17	at N.Y. Jets	1/0	0	0	0.0	0	0	0	0	0.0	0	0	W	34-13
12/24	at Buffalo	1/0	0	0	0.0	0	0	0	0	0.0	0	0	W	34-31
2016 TOTALS		15/0	0	0	0.0	0	0	0	0	0.0	0	0		

SINGLE-GAME HIGHS


CAREER HIGHS

Receptions: —
 Receiving Yards: —
 Longest Reception: —
 TD Receptions: —
 Rushes: —
 Rushing Yards: —
 Longest Rush: —

SEASON HIGHS

Receptions: —
 Receiving Yards: —
 Longest Reception: —
 TD Reception: —
 Rushes: —
 Rushing Yards: —
 Longest Rush: —





48 // TE

MARQUEIS GRAY

HT: 6-4 // WT: 255 // BORN: 11/7/89
 COLLEGE: MINNESOTA '13 // ACQUIRED: FA, 2016
 NFL: FOURTH SEASON // DOLPHINS: FIRST SEASON

KEY TRANSACTIONS

- Signed by the Dolphins as a free agent on 3/31/16
- Signed by San Francisco as a undrafted college free agent on 5/7/13

yards at **Los Angeles (11/20)** ... Caught two passes for 18 yards (9.0 avg.) at **San Diego (11/13)** ... Registered two receptions for 10 yards (5.0 avg.) in the 27-23 win vs. **N.Y. Jets (11/6)** ... Started vs. **Buffalo (10/23)**, but did not record any statistics ... Started vs. **Pittsburgh (10/16)** ... Recorded three receptions for a career-high 81 yards (27.0 avg.) ... Caught a career-high 53-yard pass from QB Ryan Tannehill in the second quarter ... Started vs. **Tennessee (10/9)**, but did not record any statistics ... Saw action at **Cincinnati (9/29)**, but did not record any statistics ... Played, but did not record any statistics vs. **Cleveland (9/25)** ... Provided a pancake block at the point of attack on RB Jay Ajayi's 11-yard game-winning touchdown run ... Recorded one assisted special teams tackle at **New England (9/18)** ... Appeared on special teams at **Seattle (9/11)** ... Recorded one assisted special teams tackle.

MARQUEIS GRAY'S NFL REGULAR SEASON STATISTICS

YEAR	TEAM	GP	GS	RECEIVING					RUSHING				
				NO	YDS	AVG	LG	TD	ATT	YDS	AVG	LG	TD
2013	Cleveland	12	2	2	8	14.0	5	0	6	43	7.2	18	0
2014	Min./Buf.	13	5	9	134	14.9	41	0	0	0	0.0	0	0
2015	Buffalo	4	0	1	2	2.0	2	0	0	0	0.0	0	0
2016	Miami	15	7	14	174	12.4	53	0	0	0	0.0	0	0
NFL TOTALS		44	14	26	318	12.2	53	0	6	43	7.2	18	0

2016 GAME-BY-GAME STATISTICS

DATE	OPPONENT	P/S	RECEIVING					RUSHING					W/L	SCORE
			NO	YDS	AVG	LG	TD	ATT	YDS	AVG	LG	TD		
9/11	at Seattle	1/0	0	0	0.0	0	0	0	0	0.0	0	0	L	10-12
9/18	at New England	1/0	0	0	0.0	0	0	0	0	0.0	0	0	L	24-31
9/25	CLEVELAND	1/0	0	0	0.0	0	0	0	0	0.0	0	0	W	30-24 (OT)
9/29	at Cincinnati	1/0	0	0	0.0	0	0	0	0	0.0	0	0	L	7-22
10/9	TENNESSEE	1/1	0	0	0.0	0	0	0	0	0.0	0	0	L	17-30
10/16	PITTSBURGH	1/1	3	81	27.0	53	0	0	0	0.0	0	0	W	30-15
10/23	BUFFALO	1/1	0	0	0.0	0	0	0	0	0.0	0	0	W	28-25
11/6	N.Y. JETS	1/1	2	10	5.0	6	0	0	0	0.0	0	0	W	27-23
11/13	at San Diego	1/0	2	18	9.0	9	0	0	0	0.0	0	0	W	31-24
11/20	at Los Angeles	1/0	1	5	5.0	5	0	0	0	0.0	0	0	W	14-10
11/27	SAN FRANCISCO	1/1	2	12	6.0	7	0	0	0	0.0	0	0	W	31-24
12/4	at Baltimore	1/0	0	0	0.0	0	0	0	0	0.0	0	0	L	6-38
12/11	ARIZONA	1/0	0	0	0.0	0	0	0	0	0.0	0	0	W	26-23
12/17	at N.Y. Jets	1/1	3	28	9.3	19	0	0	0	0.0	0	0	W	34-13
12/24	at Buffalo	1/1	1	20	20.0	20	0	0	0	0.0	0	0	W	34-31
2016 TOTALS		15/7	14	174	12.4	53	0	0	0	0.0	0	0		

SINGLE-GAME HIGHS

CAREER HIGHS

Receptions: 3 three times, last: at N.Y. Jets (12/17/16)
Receiving Yards: 81 vs. Pittsburgh (10/16/16)
Longest Reception: 53 vs. Pittsburgh (10/16/16)
TD Receptions: –

SEASON HIGHS

Receptions: 3 twice, last: at N.Y. Jets (12/17/16)
Receiving Yards: 81 vs. Pittsburgh (10/16/16)
Longest Reception: 53 vs. Pittsburgh (10/16/16)
TD Receptions: –



46 // LB

NEVILLE
HEWITT

HT: 6-2 // WT: 232 // BORN: 4/6/93
COLLEGE: MARSHALL '15 // ACQUIRED: FA, 2015
NFL: SECOND SEASON // DOLPHINS: SECOND SEASON

KEY TRANSACTIONS

- Originally signed by the Dolphins as an undrafted college free agent on 5/8/15

2016 - Started in the 34-31 victory at **Buffalo (12/24)** ... Recorded a career-high nine tackles (six solo) and two tackles for loss ... Tallied four tackles (three solo), one sack, one tackle for loss and one quarterback hit at **N.Y. Jets (12/17)** ... Also made one assisted special teams tackle ... Notched his first career sack in the third quarter for a loss of 9 yards ... Totaled three tackles (one solo) in the 26-23 win vs. **Arizona (12/11)** ... Also recorded one special teams tackle...

Recorded three tackles (two solo) and one fumble recovery at **Baltimore (12/4)** ... Recovered a TE Dennis Pitta fumble that was forced by CB Byron Maxwell at Baltimore's 35-yard line in the fourth quarter ... Registered five tackles (two solo) in the 31-24 victory vs. **San Francisco (11/27)** ... Totaled four solo tackles at **Los Angeles (11/20)** ... Started in the 31-24 victory at **San Diego (11/13)** ... Recorded four tackles (two solo) ... Also made one special teams tackle ... Played, but did not record any statistics vs. **N.Y. Jets (11/6)** ... Registered three solo tackles vs. **Buffalo (10/23)** ... Also made one assisted special teams tackle ... Recorded three tackles (one solo) vs. **Pittsburgh (10/16)** ... Started vs. **Tennessee (10/9)**, recording three assisted tackles ... Totaled four tackles (three solo) in start at **Cincinnati (9/29)** ... Registered six tackles (five solo) and one tackle for loss vs. **Cleveland (9/25)** ... Also made one special teams tackle ... Recorded one solo tackle at **New England (9/18)** ... Also made one special teams tackle ... Played at **Seattle (9/11)**, appearing on special teams.

NEVILLE HEWITT'S NFL REGULAR SEASON STATISTICS

YEAR	TEAM	GP	GS	TACKLES					INTERCEPTIONS					FUMBLES		
				TOT	SOLO	ASST	SK	YDS	NO	YDS	LG	TD	PD	FF	FR	YDS
2015	Miami	16	2	32	22	10	0.0	0.0	1	0	0	0	3	0	0	0
2016	Miami	15	5	53	33	20	1.0	9.0	0	0	0	0	1	0	1	0
NFL TOTALS		31	7	85	55	30	1.0	9.0	1	0	0	0	4	0	1	0

2016 GAME-BY-GAME STATISTICS

DATE	OPPONENT	P/S	TCK	SOLO	AST	SK	YDS	INT	YDS	PD	FF	FR
9/11	at Seattle	1/0	0	0	0	0.0	0.0	0	0	0	0	0
9/18	at New England	1/0	1	1	0	0.0	0.0	0	0	0	0	0
9/25	CLEVELAND	1/0	6	5	1	0.0	0.0	0	0	0	0	0
9/29	at Cincinnati	1/1	4	3	1	0.0	0.0	0	0	0	0	0
10/9	TENNESSEE	1/1	3	0	3	0.0	0.0	0	0	0	0	0
10/16	PITTSBURGH	1/0	3	1	2	0.0	0.0	0	0	0	0	0
10/23	BUFFALO	1/0	3	3	0	0.0	0.0	0	0	0	0	0
11/6	N.Y. JETS	1/0	0	0	0	0.0	0.0	0	0	0	0	0
11/13	at San Diego	1/1	4	2	2	0.0	0.0	0	0	0	0	0
11/20	at Los Angeles	1/1	4	4	0	0.0	0.0	0	0	0	0	0
11/27	SAN FRANCISCO	1/0	5	2	3	0.0	0.0	0	0	0	0	0
12/4	at Baltimore	1/0	3	2	1	0.0	0.0	0	0	0	0	1
12/11	ARIZONA	1/0	3	1	2	0.0	0.0	0	0	0	0	0
12/17	at N.Y. Jets	1/0	4	3	1	1.0	9.0	0	0	0	0	0
12/24	at Buffalo	1/1	9	6	3	0.0	0.0	0	0	0	0	0
2016 TOTALS		15/5	53	33	20	1.0	9.0	0	0	1	0	1

SINGLE-GAME HIGHS

CAREER HIGHS

Tackles: 9 at Buffalo (12/24/16)
Sacks: 1 at N.Y. Jets (12/17/16)
Interceptions: 1 vs. Dallas (11/22/15)
Passes Defensed: 1 three times, last: vs. NE (1/3/16)
Forced Fumbles: —
Fumble Recoveries: 1 at Baltimore (12/4/16)

SEASON HIGHS

Tackles: 9 at Buffalo (12/24/16)
Sacks: 1 at N.Y. Jets (12/17/16)
Interceptions: —
Passes Defensed: —
Forced Fumbles: —
Fumble Recoveries: 1 at Baltimore (12/4/16)





25 // CB

XAVIEN HOWARD

HT: 6-1 // WT: 198 // BORN: 7/4/93
 COLLEGE: BAYLOR '16 // ACQUIRED: D2, 38
 NFL: ROOKIE SEASON // DOLPHINS: ROOKIE SEASON

KEY TRANSACTIONS

- Originally a second-round selection (38th overall) of the Dolphins in the 2016 NFL Draft

2016 - Totaled six tackles (four solo), one tackle for loss and one pass defended in the 34-31 victory at **Buffalo (12/24)** ... Broke up a QB Tyrod Taylor pass intended for WR Sammy Watkins in the second quarter ... Returned to action in the 34-13 win at **N.Y. Jets (12/17)** ... Registered three solo tackles and three passes defended ... Inactive due to injury Weeks 5-14 ... Recorded six tackles (five solo) at **Cincinnati (9/29)** ... Totaled six solo tackles, two passes defended

and one forced fumble vs. **Cleveland (9/25)** ... Forced a fumble from WR Ricardo Lewis in the third quarter ... Recorded five tackles (two solo) at **New England (9/18)** ... Made first career start at **Seattle (9/11)** in his NFL and Dolphins debut ... Became the first Dolphins rookie to start Week 1 at cornerback since Sean Smith (2009) ... Recorded 11 tackles (six solo).

XAVIEN HOWARD'S NFL REGULAR SEASON STATISTICS

YEAR	TEAM	GP	GS	TACKLES					INTERCEPTIONS					FUMBLES		
				TOT	SOLO	ASST	SK	YDS	NO	YDS	LG	TD	PD	FF	FR	YDS
2016	Miami	6	5	37	26	11	0.0	0.0	0	0	0	0	6	1	0	0
NFL TOTALS		6	5	37	26	11	0.0	0.0	0	0	0	0	6	1	0	0

2016 GAME-BY-GAME STATISTICS

DATE	OPPONENT	P/S	TCK	SOLO	AST	SK	YDS	INT	YDS	PD	FF	FR
9/11	at Seattle	1/1	11	6	5	0.0	0.0	0	0	0	0	0
9/18	at New England	1/1	5	2	3	0.0	0.0	0	0	1	0	0
9/25	CLEVELAND	1/1	6	6	0	0.0	0.0	0	0	1	1	0
9/29	at Cincinnati	1/1	6	5	1	0.0	0.0	0	0	0	0	0
10/9	TENNESSEE						INACTIVE					
10/16	PITTSBURGH						INACTIVE					
10/23	BUFFALO						INACTIVE					
11/6	N.Y. JETS						INACTIVE					
11/13	at San Diego						INACTIVE					
11/20	at Los Angeles						INACTIVE					
11/27	SAN FRANCISCO						INACTIVE					
12/4	at Baltimore						INACTIVE					
12/11	ARIZONA						INACTIVE					
12/17	at N.Y. Jets	1/0	3	3	0	0.0	0.0	0	0	3	0	0
12/24	at Buffalo	1/1	6	4	2	0.0	0.0	0	0	1	0	0
2016 TOTALS		6/5	37	26	11	0.0	0.0	0	0	6	1	0

SINGLE-GAME HIGHS

CAREER HIGHS

Tackles: 11 at Seattle (9/11/16)
Sacks: —
Interceptions: —
Passes Defended: 3 at N.Y. Jets (12/17/16)
Forced Fumbles: 1 vs. Cleveland (9/25/16)
Fumble Recoveries: —

SEASON HIGHS

Tackles: 11 at Seattle (9/11/16)
Sacks: —
Interceptions: —
Passes Defended: 3 at N.Y. Jets (12/17/16)
Forced Fumbles: 1 vs. Cleveland (9/25/16)
Fumble Recoveries: —





45 // LB

MIKE HULL

HT: 6-0 // WT: 233 // BORN: 5/25/91
 COLLEGE: PENN STATE '15 // ACQUIRED: FA, 2015
 NFL: SECOND SEASON // DOLPHINS: SECOND SEASON

KEY TRANSACTIONS

- Signed to the Dolphins' active roster on 1/2/16
- Originally signed by the Dolphins as an undrafted college free agent on 5/8/15

2016 - Third in the NFL with 17 special teams tackles ... Made one special teams tackle at **Buffalo (12/24)** ... Totaled one assisted tackle and one assisted special teams tackle at **N.Y. Jets (12/17)** ... Made first career start in the 26-23 victory vs. **Arizona (12/11)** ... Recorded a career-high eight tackles (two solo), one interception and one pass defended ... Intercepted QB Carson Palmer, returning the ball 8 yards in the first quarter ... Also served as a game captain ... Registered a career-high four tackles (three solo) at **Baltimore (12/4)** ... Also made one special teams tackle ... Recorded four special teams tackles (one solo) vs. **San Francisco (11/27)** ... Tallied one special teams tackle at **Los Angeles (11/20)** ... Made one special teams tackle at **San Diego (11/13)** ... Recorded two special teams tackles (one solo) vs. **N.Y. Jets (11/6)** ... Made one assisted special teams tackle vs. **Buffalo (10/23)** ... Played one defensive snap in place of an injured LB Kiko Alonso ... Registered two special teams tackles vs. **Pittsburgh (10/16)** ... Also served as a game captain ... Appeared on special teams, but did not record any statistics vs. **Tennessee (10/9)** ... Played, but did not record any statistics at **Cincinnati (9/29)** ... Saw action on special teams, but did not record any statistics vs. **Cleveland (9/25)** ... Totaled two special teams tackles at **New England (9/18)** ... Played at **Seattle (9/11)** ... Recorded one assisted special teams tackle.

MIKE HULL'S NFL REGULAR SEASON STATISTICS

YEAR	TEAM	GP	GS	TACKLES					INTERCEPTIONS					FUMBLES		
				TOT	SOLO	ASST	SK	YDS	NO	YDS	LG	TD	PD	FF	FR	YDS
2015	Miami	3	0	1	1	0	0.0	0.0	0	0	0	0	0	0	0	0
2016	Miami	15	1	13	5	8	0.0	0.0	1	8	8	0	1	0	0	0
NFL TOTALS		18	1	14	6	8	0.0	0.0	1	8	8	0	1	0	0	0

2016 GAME-BY-GAME STATISTICS

DATE	OPPONENT	P/S	TCK	SOLO	AST	SK	YDS	INT	YDS	PD	FF	FR
9/11	at Seattle	1/0	0	0	0	0.0	0.0	0	0	0	0	0
9/18	at New England	1/0	0	0	0	0.0	0.0	0	0	0	0	0
9/25	CLEVELAND	1/0	0	0	0	0.0	0.0	0	0	0	0	0
9/29	at Cincinnati	1/0	0	0	0	0.0	0.0	0	0	0	0	0
10/9	TENNESSEE	1/0	0	0	0	0.0	0.0	0	0	0	0	0
10/16	PITTSBURGH	1/0	0	0	0	0.0	0.0	0	0	0	0	0
10/23	BUFFALO	1/0	0	0	0	0.0	0.0	0	0	0	0	0
11/6	N.Y. JETS	1/0	0	0	0	0.0	0.0	0	0	0	0	0
11/13	at San Diego	1/0	0	0	0	0.0	0.0	0	0	0	0	0
11/20	at Los Angeles	1/0	0	0	0	0.0	0.0	0	0	0	0	0
11/27	SAN FRANCISCO	1/0	0	0	0	0.0	0.0	0	0	0	0	0
12/4	at Baltimore	1/0	4	3	1	0.0	0.0	0	0	0	0	0
12/11	ARIZONA	1/1	8	2	6	0.0	0.0	1	8	1	0	0
12/17	at N.Y. Jets	1/0	1	0	1	0.0	0.0	0	0	0	0	0
12/24	at Buffalo	1/0	0	0	0	0.0	0.0	0	0	0	0	0
2016 TOTALS		15/1	13	5	8	0.0	0.0	1	8	1	0	0

SINGLE-GAME HIGHS

CAREER HIGHS

Tackles: 8 vs. Arizona (12/11/16)
 Sacks: —
 Interceptions: 1 vs. Arizona (12/11/16)
 Passes Defended: 1 vs. Arizona (12/11/16)
 Forced Fumbles: —
 Fumble Recoveries: —

SEASON HIGHS

Tackles: 8 vs. Arizona (12/11/16)
 Sacks: —
 Interceptions: 1 vs. Arizona (12/11/16)
 Passes Defended: 1 vs. Arizona (12/11/16)
 Forced Fumbles: —
 Fumble Recoveries: —





70 // T

JA'WUAN JAMES

HT: 6-6 // WT: 307 // BORN: 6/3/92
COLLEGE: TENNESSEE '14 // ACQUIRED: D1, 2014
NFL: THIRD SEASON // DOLPHINS: THIRD SEASON

KEY TRANSACTIONS

- Originally a first-round selection (19th overall) of the Dolphins in the 2014 NFL Draft

2016 - Started in the 34-31 win at **Buffalo (12/24)** ... Blocked for RB Jay Ajayi who rushed a career-high 32 times for 206 yards (6.4 avg.) and one touchdown ... Also protected QB Matt Moore who completed 16-of-30 passes (53.3 pct.) for 233 yards and two touchdowns ... O-line did not allow a sack on the day ... Started and served as a game captain in the 34-13 victory at **N.Y. Jets (12/17)** ... Protected QB Matt Moore in his first start since 2011 ... Moore completed 12-of-18 (66.7 pct.) throws for 236 yards and a career-high four touchdowns ...

Moore also earned a 126.2 QB rating, the fourth highest of his career ... Started in the 26-23 win vs. **Arizona (12/11)** ... Protected QB Ryan Tannehill who completed 15-of-20 (75.0 pct.) passes for 195 yards, three touchdowns and a 124.0 QB rating ... This marked Tannehill's third game of the season with three-plus touchdown passes ... Started at **Baltimore (12/4)** ... QB Ryan Tannehill completed 29-of-40 passes (72.5 pct.) for 225 yards and one touchdown ... Started in the 31-24 victory vs. **San Francisco (11/27)** ... Played on an o-line that helped QB Ryan Tannehill complete 20-of-30 passes (66.7 pct.) for 285 yards and three touchdowns ... Tannehill also earned a 130.6 QB rating, tied for the second-best mark of his career ... Started in the 14-10 win at **Los Angeles (11/20)** ... Protected QB Ryan Tannehill, who completed 24-of-34 (70.6 pct.) passes for 172 yards and two touchdowns ... Started in the 31-24 win at **San Diego (11/13)** ... QB Ryan Tannehill completed 17-of-24 throws (70.1 pct.) for 240 yards and two touchdowns ... Tannehill posted a season high 130.6 QB rating ... Also blocked for a run game that amassed 106 yards (4.2 avg.) and one touchdown on 25 attempts ... Started in the 27-23 victory vs. **N.Y. Jets (11/6)** ... Protected QB Ryan Tannehill who completed 17-of-28 (60.7 pct.) passes for 149 yards and one touchdown ... Also blocked for RB Jay Ajayi who carried the ball 24 times for 111 yards (4.6 avg.) and one touchdown ... This was the third consecutive game Ajayi topped the 100-yard rushing mark ... Started in the 28-25 win vs. **Buffalo (10/23)** ... Protected QB Ryan Tannehill who completed 15-of-25 passes (60 pct.) for 204 yards and one touchdown ... Tannehill also posted a 99.4 QB rating on the day ... Blocked for RB Jay Ajayi who rushed for a career-high 214 yards, the third most in a single game in franchise history ... Started vs. **Pittsburgh (10/15)** ... Protected QB Ryan Tannehill who completed 24-of-32 throws (75.0 pct.), earning a 97.4 QB rating ... Part of an o-line that did not allow a sack on the day ... Also blocked for RB Jay Ajayi who rushed for 204 yards, the fourth-most in a single game in team history ... Started vs. **Tennessee (10/9)** ... Helped QB Ryan Tannehill complete 12-of-18 passes (66.7 pct.) for 191 yards ... Blocked for RB Jay Ajayi who rushed for a career-high 13 attempts and 42 yards ... Started at **Cincinnati (9/29)** ... Protected QB Ryan Tannehill, who completed 15-of-25 passes (60 pct.) for 189 yards and one touchdown ... Started vs. **Cleveland (9/25)** ... Protected QB Ryan Tannehill who completed 25-of-39 passes (64.1 pct.) for 319 yards and three touchdowns ... Also blocked for a Dolphins run game that rushed for 115 yards and one touchdown on 25 attempts (4.6 avg.) ... Started at **New England (9/18)** ... Protected QB Ryan Tannehill who completed 32-of-45 passes for 389 yards and two touchdowns ... O-line did not allow a sack in the game... Also blocked for the Dolphins run game, which totaled 16 attempts for 70 yards (4.4 avg.) and one touchdown ... Started at right tackle at **Seattle (9/11)** ... Protected QB Ryan Tannehill who completed 16-of-29 passes for 186 yards.

JA'WUAN JAMES' NFL REGULAR SEASON STATISTICS

GAMES/STARTS: 2014: 16/16, 2015: 7/7, 2016: 15/15

NFL TOTALS: 38/38





53 // LB

JELANI JENKINS

HT: 6-0 // WT: 240 // BORN: 3/13/92
 COLLEGE: FLORIDA '13 // ACQUIRED: D4A, 2013
 NFL: FOURTH SEASON // DOLPHINS: FOURTH SEASON

KEY TRANSACTIONS

- Originally was a fourth-round selection (104th overall) of the Dolphins in the 2013 NFL Draft

2016 - Inactive due to injury Weeks 13-14 and 16 ... Returned to the starting lineup in the 34-13 win at **N.Y. Jets (12/17)** ... Tallied two assisted tackles ... Made three solo tackles vs. **San Francisco (11/27)** ... Inactive at **Los Angeles (11/20)** ... Registered four tackles (two solo) at **San Diego (11/13)** ... Recorded three solo tackles and one tackle for loss vs. **N.Y. Jets (11/6)** ... Left the game due to injury in the second quarter ... Tallied two solo tackles vs. **Buffalo (10/23)**

... Started vs. **Pittsburgh (10/16)**, but did not record any statistics ... Inactive due to injury Weeks 4-5 ... Registered three tackles (two solo) vs. **Cleveland (9/25)** ... Tallied five tackles (two solo) at **New England (9/18)** ... Recorded seven tackles (one solo) at **Seattle (9/11)**.

JELANI JENKINS' NFL REGULAR SEASON STATISTICS

YEAR	TEAM	GP	GS	TACKLES					INTERCEPTIONS					FUMBLES		
				TOT	SOLO	ASST	SK	YDS	NO	YDS	LG	TD	PD	FF	FR	YDS
2013	Miami	16	0	11	10	1	0.0	0.0	0	0	0	0	0	0	0	0
2014	Miami	15	14	108	81	27	3.5	26.5	0	0	0	0	1	2	0	0
2015	Miami	13	13	71	50	21	0.0	0.0	0	0	0	0	3	1	1	0
2016	Miami	9	7	29	15	14	0.0	0.0	0	0	0	0	1	0	0	0
NFL TOTALS		53	34	219	156	63	3.5	26.5	0	0	0	0	5	3	1	0

2016 GAME-BY-GAME STATISTICS

DATE	OPPONENT	P/S	TCK	SOLO	AST	SK	YDS	INT	YDS	PD	FF	FR
9/11	at Seattle	1/0	7	1	6	0.0	0.0	0	0	0	0	0
9/18	at New England	1/1	5	2	3	0.0	0.0	0	0	1	0	0
9/25	CLEVELAND	1/1	3	2	1	0.0	0.0	0	0	0	0	0
9/29	at Cincinnati						INACTIVE					
10/9	TENNESSEE						INACTIVE					
10/16	PITTSBURGH	1/1	0	0	0	0.0	0.0	0	0	0	0	0
10/23	BUFFALO	1/1	2	2	0	0.0	0.0	0	0	0	0	0
11/6	N.Y. JETS	1/1	3	3	0	0.0	0.0	0	0	0	0	0
11/13	at San Diego	1/0	4	2	2	0.0	0.0	0	0	0	0	0
11/20	at Los Angeles						INACTIVE					
11/27	SAN FRANCISCO	1/1	3	3	0	0.0	0.0	0	0	0	0	0
12/4	at Baltimore						INACTIVE					
12/11	ARIZONA						INACTIVE					
12/17	at N.Y. Jets	1/1	2	0	2	0.0	0.0	0	0	0	0	0
12/24	at Buffalo						INACTIVE					
2016 TOTALS		9/7	29	15	14	0.0	0.0	0	0	1	0	0

SINGLE-GAME HIGHS

CAREER HIGHS

Tackles: 16 at N.Y. Jets (12/1/14)
Sacks: 1.5 vs. Kansas City (9/21/14)
Interceptions: —
Passes Defensed: 1 five times, last: at NE (9/18/16)
Forced Fumbles: 1 three times, last: vs. Houston (10/25/15)
Fumble Recoveries: 1 at Tennessee (10/18/15)

SEASON HIGHS

Tackles: 7 at Seattle (9/11/16)
Sacks: —
Interceptions: —
Passes Defensed: 1 at New England (9/18/16)
Forced Fumbles: —
Fumble Recoveries: —





85 // TE

DOMINIQUE JONES

HT: 6-3 // WT: 275 // BORN: 8/15/87
 COLLEGE: SHEPHERD '11 // ACQUIRED: FA, 2016
 NFL: FOURTH SEASON // DOLPHINS: FIRST SEASON

KEY TRANSACTIONS

- Signed by the Dolphins as a free agent on 10/3/16
- Originally signed as an undrafted college free agent by Indianapolis on 4/30/12

2016 - Played, but did not record any statistics Weeks 10-12 and 14 ... Inactive Weeks 15-16 ... Recorded one catch for 7 yards at **Baltimore (12/4)** ... Led the team with three catches for 42 yards (14.0 avg.) and one touchdown in the 27-23 win vs. **N.Y. Jets (11/6)** ... His 1-yard TD reception was the first touchdown of his career ... The TD pass from QB Ryan Tannehill came in the second quarter

on third-and-1 at the Jets 1-yard line ... Also caught a career long 24-yard pass from QB Ryan Tannehill in the first quarter ... Started, but did not record any statistics vs. **Buffalo (10/23)** ... Caught one pass for 8 yards (8.0 avg.) vs. **Pittsburgh (10/16)** ... Recorded two receptions for 4 yards (2.0 avg.) vs. **Tennessee (10/9)** ... Not on an NFL Roster during Weeks 1-4.

DOMINIQUE JONES' NFL REGULAR SEASON STATISTICS

YEAR	TEAM	GP	GS	RECEIVING					RUSHING				
				NO	YDS	AVG	LG	TD	ATT	YDS	AVG	LG	TD
2012	Indianapolis	4	1	1	8	8.0	9	0	0	0	0.0	0	0
2013	Ind./KC	8	2	2	34	17.0	21	0	0	0	0.0	0	0
2014	Denver	1	0	0	0	0.0	0	0	0	0	0.0	0	0
2015	Baltimore												
	N.Y. Giants												
	Minnesota												
2016	Miami	9	2	7	61	8.7	24	1	0	0	0.0	0	0
NFL TOTALS		22	5	10	103	10.3	24	1	0	0	0.0	0	0

2016 GAME-BY-GAME STATISTICS

DATE	OPPONENT	P/S	RECEIVING					RUSHING					W/L	SCORE
			NO	YDS	AVG	LG	TD	ATT	YDS	AVG	LG	TD		
9/11	at Seattle													
9/18	at New England													
9/25	CLEVELAND													
9/29	at Cincinnati													
10/9	TENNESSEE	1/0	2	4	2.0	5	0	0	0	0.0	0	0	L	17-30
10/16	PITTSBURGH	1/0	1	8	8.0	8	0	0	0	0.0	0	0	W	30-15
10/23	BUFFALO	1/1	0	0	0.0	0	0	0	0	0.0	0	0	W	28-25
11/6	N.Y. JETS	1/1	3	42	14.0	24	1	0	0	0.0	0	0	W	27-23
11/13	at San Diego	1/0	0	0	0.0	0	0	0	0	0.0	0	0	W	31-24
11/20	at Los Angeles	1/0	0	0	0.0	0	0	0	0	0.0	0	0	W	14-10
11/27	SAN FRANCISCO	1/0	0	0	0.0	0	0	0	0	0.0	0	0	W	31-24
12/4	at Baltimore	1/0	1	7	7.0	7	0	0	0	0.0	0	0	L	6-38
12/11	ARIZONA	1/0	0	0	0.0	0	0	0	0	0.0	0	0	W	26-23
12/17	at N.Y. Jets													
12/24	at Buffalo													
2016 TOTALS			7	61	8.7	24	1	0	0	0.0	0	0		

SINGLE-GAME HIGHS

CAREER HIGHS
Receptions: 3 vs. N.Y. Jets (11/6/16)
Receiving Yards: 42 vs. N.Y. Jets (11/6/16)
Longest Reception: 24 vs. N.Y. Jets (11/6/16)
TD Receptions: 1 vs. N.Y. Jets (11/6/16)

SEASON HIGHS
Receptions: 3 vs. N.Y. Jets (11/6/16)
Receiving Yards: 42 vs. N.Y. Jets (11/6/16)
Longest Reception: 24 vs. N.Y. Jets (11/6/16)
TD Receptions: 1 vs. N.Y. Jets (11/6/16)





98 // DE

JASON JONES

HT: 6-5 // WT: 278 // BORN: 5/23/86
 COLLEGE: EASTERN MICHIGAN '08 // ACQUIRED: UFA, 2016
 NFL: NINTH SEASON // DOLPHINS: FIRST SEASON

KEY TRANSACTIONS

- Signed by the Dolphins as an unrestricted free agent on 5/16/2016
- Originally a second-round selection (54th overall) of Tennessee in the 2008 NFL Draft

one quarterback hit at **Los Angeles (11/20)** ... Totaled two solo tackles at **San Diego (11/13)** ... Recorded one solo tackle vs. **N.Y. Jets (11/6)** ... Registered two solo tackles, one sack, one tackle for loss and one quarterback hit in the 28-25 victory vs. **Buffalo (10/23)** ... Sacked QB Tyrod Taylor for a loss of 4 yards in the third quarter on third-and-1, forcing Buffalo to punt ... Recorded one solo tackle vs. **Pittsburgh (10/16)** ... Played in his 100th career game vs. **Tennessee (10/9)** ... Registered two solo tackles ... Served as a game captain ... Totaled six tackles (two solo) at **Cincinnati (9/29)** ... His six total tackles were both career highs ... Recorded two solo tackles, one QBH and one fumble recovery vs. **Cleveland (9/25)** ... Recovered a fumble from QB Cody Kessler in the first quarter, following a DE Cameron Wake sack ... Registered three tackles (one solo) and one sack at **New England (9/18)** ... Sacked QB Jacoby Brissett for a loss of 8 yards in the third quarter ... Recorded two assisted tackles, 0.5 sacks and two QBHs at **Seattle (9/11)** ... Sacked QB Russell Wilson along with DE Jordan Phillips in the second quarter ... Also blocked a K Steven Hauschka PAT with 35 seconds remaining in the fourth quarter.

JASON JONES' NFL REGULAR SEASON STATISTICS

YEAR	TEAM	GP	GS	TACKLES					INTERCEPTIONS					FUMBLES		
				TOT	SOLO	ASST	SK	YDS	NO	YDS	LG	TD	PD	FF	FR	YDS
2008	Tennessee	13	3	31	24	7	5.0	31.5	0	0	0	0	2	3	0	0
2009	Tennessee	7	0	15	9	6	4.0	29.0	0	0	0	0	5	0	0	0
2010	Tennessee	15	15	38	33	5	3.5	28.0	0	0	0	0	3	3	0	0
2011	Tennessee	14	13	27	18	9	3.0	21.0	0	0	0	0	5	1	0	0
2012	Seattle	12	0	10	7	3	3.0	15.0	0	0	0	0	4	0	1	3
2013	Detroit	3	3	1	1	0	0.0	0.0	0	0	0	0	1	0	0	0
2014	Detroit	16	16	22	14	8	5.0	33.5	0	0	0	0	3	2	0	0
2015	Detroit	15	15	31	27	4	4.5	29.5	0	0	0	0	1	1	0	0
2016	Miami	13	5	34	20	14	3.5	12.0	0	0	0	0	2	0	1	0
NFL TOTALS		108	70	209	153	56	31.5	199.5	0	0	-	0	26	10	2	3

2016 GAME-BY-GAME STATISTICS

DATE	OPPONENT	P/S	TCK	SOLO	AST	SK	YDS	INT	YDS	PD	FF	FR
9/11	at Seattle	1/1	2	0	2	0.5	0.0	0	0	0	0	0
9/18	at New England	1/1	3	1	2	1.0	8.0	0	0	0	0	0
9/25	CLEVELAND	1/1	2	2	0	0.0	0.0	0	0	0	0	1
9/29	at Cincinnati	1/1	6	2	4	0.0	0.0	0	0	0	0	0
10/9	TENNESSEE	1/1	2	2	0	0.0	0.0	0	0	0	0	0
10/16	PITTSBURGH	1/0	1	1	0	0.0	0.0	0	0	1	0	0
10/23	BUFFALO	1/0	2	2	0	1.0	4.0	0	0	0	0	0
11/6	N.Y. JETS	1/0	1	1	0	0.0	0.0	0	0	0	0	0
11/13	at San Diego	1/0	2	2	0	0.0	0.0	0	0	0	0	0
11/20	at Los Angeles	1/0	2	1	1	0.0	0.0	0	0	0	0	0
11/27	SAN FRANCISCO							RESERVE/SUSPENDED BY COMMISSIONER				
12/4	at Baltimore							RESERVE/SUSPENDED BY COMMISSIONER				
12/11	ARIZONA	1/0	4	2	2	0.0	0.0	0	0	1	0	0
12/17	at N.Y. Jets	1/0	5	2	3	0.0	0.0	0	0	0	0	0
12/24	at Buffalo	1/0	2	2	0	1.0	0.0	0	0	0	0	0
2016 TOTALS		13/5	34	20	14	3.5	12.0	0	0	2	0	1

SINGLE-GAME HIGHS

CAREER HIGHS

Tackles: 6 at Cincinnati (9/29/16)
Sacks: 3.5 vs. Pittsburgh (12/21/08)
Interceptions: —
Passes Defended: 2 three times, last: at Arizona (9/9/12)
Forced Fumbles: 3 vs. Pittsburgh (12/21/08)
Fumble Recoveries: 1 twice, last: vs. Cleveland (9/25/16)

SEASON HIGHS

Tackles: 6 at Cincinnati (9/29/16)
Sacks: 1 three times, last: at Buffalo (12/24/16)
Interceptions: —
Passes Defended: 1 twice, last: vs. Ari. (12/11/16)
Forced Fumbles: —
Fumble Recoveries: 1 vs. Cleveland (9/25/16)





14 // WR

JARVIS LANDRY

HT: 5-11 // WT: 206 // BORN: 11/28/92
 COLLEGE: LOUISIANA STATE '15 // ACQUIRED: D2, 2014
 NFL: THIRD SEASON // DOLPHINS: THIRD SEASON

KEY TRANSACTIONS

- Originally a second-round draft selection (63rd overall) of the Dolphins in the 2014 NFL Draft

2016 - Tied for ninth in the NFL with 85 receptions ... 11th in the NFL with 1,060 receiving yards ... Tied for third in the NFL with 26 receptions on third down ... Caught three passes for 29 yards (9.7 avg.) and rushed once for 0 yards at **Buffalo (12/24)** ... Returned two punts for 25 yards (12.5 avg.) ... Recorded three receptions for 108 yards (36.0 avg.) and one touchdown in the 34-13 victory at **N.Y. Jets (12/17)** ... Hauled in a 66-yard catch-and-run touchdown

from QB Matt Moore, extending Miami's lead 34-10 in the third quarter ... The touchdown catch pushed him over the 1,000-yard receiving mark for the second consecutive year ... This was also Landry's second consecutive 100-yard performance, fourth 100-yard game of the season and the seventh of his career ... Caught four passes for 103 yards (25.8 avg.) in the 26-23 win vs. **Arizona (12/11)** ... Also returned four punts for 52 yards (13.0 avg.) ... This marked Landry's third 100-yard receiving game of the season and the sixth of his career ... Posted a 71-yard catch and run in the third quarter, placing the offense at Arizona's 3-yard line ... It was the longest reception of his career ... Led the team with 11 receptions for 87 yards (7.9 avg.) at **Baltimore (12/4)** ... Also rushed once for -1 yards ... Recorded his fifth-career regular season game with 10-plus catches, setting a Dolphins regular season career record ... Landry is the only player in franchise history to recorded three career regular season games with 11 or more catches ... Caught four passes for 47 yards (11.8 avg.) in the 31-24 win vs. **San Francisco (11/27)** ... Also returned two punts for 7 yards (3.5 avg.) ... Registered a 17-yard catch on third-and-11 in the second quarter ... Recorded five receptions for 28 yards (5.6 avg.) and one touchdown in the 14-10 victory at **Los Angeles (11/20)** ... Also returned one punt for 1 yard ... Caught a 10-yard touchdown pass with 4:02 remaining in the fourth quarter to give Miami its first score of the game and put the Dolphins within a field goal of tying the game ... Caught six passes for 53 yards (8.8 avg.) in the 31-24 win at **San Diego (11/13)** ... Hauled in a 25-yard reception in the third quarter, placing the offense at San Diego's 2-yard line and setting up a RB Damien Williams 2-yard touchdown catch ... Recorded three receptions for 33 yards (11.0 avg.) in the 27-23 victory vs. **N.Y. Jets (11/6)** ... Also returned one punt for 9 yards ... Eclipsed the 2,500 career receiving yards mark ... Caught five passes for 78 yards (15.6 avg.) in the 28-25 victory vs. **Buffalo (10/23)** ... Also returned two punts for 17 yards (8.5 avg.) and one kickoff for 2 yards ... Caught a pass from QB Ryan Tannehill for a successful two-point conversion attempt in the third quarter ... Caught an 18-yard pass on third-and-7, setting up a RB Damien Williams go-ahead touchdown run ... Recovered an onside kick attempt by Buffalo and returned it 2 yards with 14 seconds remaining in the fourth quarter ... Hauled in seven receptions for 91 yards (13.0 avg.) vs. **Pittsburgh (10/16)** ... Also returned one punt for 11 yards (11.0 avg.) ... Recovered an onside kick attempt by Pittsburgh with 1:02 remaining in the fourth quarter ... Recorded three receptions for 28 yards (9.3 avg.) vs. **Tennessee (10/9)** ... Rushed once for 2 yards ... Longest catch on the day was for 11 yards and a first down in the third quarter ... Also returned one punt for 12 yards ... Led the team with seven receptions for 61 yards (8.7 avg.) at **Cincinnati (9/29)** ... Caught a 24-yard pass from QB Ryan Tannehill in the fourth quarter to convert on third-and-9 ... Also served as a game captain ... Recorded seven receptions for 120 yards (17.1 avg.) and one touchdown vs. **Cleveland (9/25)** ... Also rushed twice for 16 yards (8.0 avg.) ... Returned one punt for 13 yards ... His first receiving touchdown of the season came on a 42-yard throw from QB Ryan Tannehill in the third quarter ... Posted back-to-back 100-yard receiving games for the first time in his career ... Hauled in 10 receptions for 137 yards (13.7 avg.) at **New England (9/18)** ... Eclipsed the 2,000 career receiving yard benchmark ... Became the second-fastest player in team history to reach 2,000 career receiving yards (34 games) after WR Mark Duper did so in 28 games ... Recorded seven receptions for 59 yards (8.4 avg.) at **Seattle (9/11)** ... Also returned one punt for 16 yards (16.0 avg.).

JARVIS LANDRY'S NFL REGULAR SEASON STATISTICS

YEAR	TEAM	GP	GS	RECEIVING					RUSHING				
				NO	YDS	AVG	LG	TD	ATT	YDS	AVG	LG	TD
2014	Miami	16	11	84	758	9.0	25	5	2	-4	-2.0	4	0
2015	Miami	16	14	110	1,157	10.5	50t	4	18	113	6.3	22t	1
2016	Miami	15	15	85	1,060	12.5	71	3	5	17	3.4	13	0
NFL TOTALS		47	40	279	2,975	10.7	71	12	25	126	5.0	22t	1

JARVIS LANDRY'S NFL RETURN STATS

KICKOFF									PUNT					
YEAR	TEAM	GP	GS	RET.	YDS	AVG	LG	TD	NO.	FC	YDS.	AVG.	LG	TD
2014	Miami	16	11	34	954	28.1	74	0	25	19	204	8.2	32	0
2015	Miami	16	14	13	321	24.7	50	0	36	16	356	9.9	69t	1
2016	Miami	15	15	0	0	0.0	0	0	16	15	163	10.2	20	0
NFL TOTALS		47	40	47	1,275	27.1	74	0	77	50	723	9.4	69t	1



2016 GAME-BY-GAME STATISTICS

DATE	OPPONENT	P/S	RECEIVING					RUSHING					W/L	SCORE
			NO	YDS	AVG	LG	TD	ATT	YDS	AVG	LG	TD		
9/11	at Seattle	1/1	7	59	8.4	28	0	0	0	0.0	0	0	L	10-12
9/18	at New England	1/1	10	135	13.7	33	0	0	0	0.0	0	0	L	24-31
9/25	CLEVELAND	1/1	7	120	17.1	42t	1	2	16	8.0	13	0	W	30-24 (OT)
9/29	at Cincinnati	1/1	7	61	8.7	24	0	0	0	0.0	0	0	L	7-22
10/9	TENNESSEE	1/1	3	28	9.3	11	0	1	2	2.0	2	0	L	17-30
10/16	PITTSBURGH	1/1	7	91	13.0	39	0	0	0	0.0	0	0	W	30-15
10/23	BUFFALO	1/1	5	78	15.6	26	0	0	0	0.0	0	0	W	28-25
11/6	N.Y. JETS	1/1	3	33	11.0	14	0	0	0	0.0	0	0	W	27-23
11/13	at San Diego	1/1	6	53	8.8	25	0	0	0	0.0	0	0	W	31-24
11/20	at Los Angeles	1/1	5	28	5.6	12	1	0	0	0.0	0	0	W	14-10
11/27	SAN FRANCISCO	1/1	4	47	11.8	17	0	0	0	0.0	0	0	W	31-24
12/4	at Baltimore	1/1	11	87	7.9	26	0	1	-1	-1.0	-1	0	L	6-38
12/11	ARIZONA	1/1	4	103	25.8	71	0	0	0	0.0	0	0	W	26-23
12/17	at N.Y. Jets	1/1	3	108	36.0	66t	1	0	0	0.0	0	0	W	34-13
12/24	at Buffalo	1/1	3	29	9.7	15	0	1	0	0.0	0	0	W	34-31
2016 TOTALS		15/15	85	1,060	12.5	71	3	5	17	4.3	13	0		

SINGLE-GAME HIGHS

CAREER HIGHS

Receptions:	13	at N.Y. Jets (11/29/15)
Receiving Yards:	165	at N.Y. Jets (11/29/15)
Longest Reception:	71	vs. Arizona (12/11/16)
TD Receptions:	2	twice, last: vs. Houston (10/25/15)
Rushes:	5	at Buffalo (11/8/15)
Rushing Yards:	29	vs. N.Y. Jets (London, 10/4/14)
Longest Rush:	22t	at Tennessee (10/18/15)

SEASON HIGHS

Receptions:	11	at Baltimore (12/4/16)
Receiving Yards:	137	at New England (9/18/16)
Longest Reception:	71	vs. Arizona (12/11/16)
TD Receptions:	1	three times, last: at N.Y. Jets (12/17/16)
Rushes:	2	vs. Cleveland (9/25/16)
Rushing Yards:	16	vs. Cleveland (9/25/16)
Longest Rush:	13	vs. Cleveland (9/25/16)





36 // CB

TONY LIPPETT

HT: 6-3 // WT: 194 // BORN: 7/2/92
 COLLEGE: MICHIGAN STATE '15 // ACQUIRED: D5D, 2015
 NFL: SECOND SEASON // DOLPHINS: SECOND SEASON

KEY TRANSACTIONS

- Originally was a fifth-round selection (156th overall) of the Dolphins in the 2015 NFL Draft

2016 - Tied for eighth in the NFL and leads the team with four interceptions ... Recorded six tackles (five solo) and two passes defended in the 34-31 victory at **Buffalo (12/24)** ... Tallied five tackles (three solo), two interceptions and two passes defended in the 34-13 win at **N.Y. Jets (12/17)** ... Intercepted QB Bryce Petty in the third quarter ... Intercepted QB Ryan Fitzpatrick in the end zone on fourth-and-6 as time expired in the fourth quarter ... Recorded three tackles

(two solo) vs. **Arizona (12/11)** ... Registered six tackles (four solo) at **Baltimore (12/4)** ... Totaled four tackles (three solo) and one pass defended in the 31-24 victory vs. **San Francisco (11/27)** ... Recorded three tackles (two solo) and one pass defended in the 14-10 win at **Los Angeles (11/20)** ... Broke up a QB Jared Goff pass intended for WR Tavon Austin in the second quarter ... Led the team with seven solo tackles and two interceptions in the 31-24 victory at **San Diego (11/13)** ... Intercepted a QB Philip Rivers pass intended for WR Tyrell Williams in the end zone with 12:38 remaining in the fourth quarter ... This was his first career interception ... Logged another interception with 44 seconds remaining in the fourth quarter, sealing the game for Miami ... Made four tackles (three solo) vs. **N.Y. Jets (11/6)** ... Recorded four solo tackles vs. **Buffalo (10/23)** ... Started vs. **Pittsburgh (10/16)** ... Recorded three tackles (one solo) ... Started vs. **Tennessee (10/9)** ... Tallied nine tackles (eight solo) ... His nine tackles were a career high ... Earned first career start at **Cincinnati (9/29)** ... Recorded career highs with six tackles (one solo) and two passes defended ... Defended a QB Andy Dalton pass intended for WR Brandon LaFell on third-and-10 in the first quarter ... His second pass break up came on third-and-13 in the second quarter ... Played on special teams vs. **Cleveland (9/25)** ... Appeared on special teams Weeks 1-2.

TONY LIPPETT'S NFL REGULAR SEASON STATISTICS

YEAR	TEAM	GP	GS	TACKLES					INTERCEPTIONS					FUMBLES		
				TOT	SOLO	ASST	SK	YDS	NO	YDS	LG	TD	PD	FF	FR	YDS
2015	Miami	9	0	10	9	1	0.0	0.0	0	0	0	0	1	0	0	0
2016	Miami	15	12	59	43	16	0.0	0.0	4	0	0	0	10	0	0	0
NFL TOTALS		24	12	69	52	17	0.0	0.0	4	0	0	0	11	0	0	0

2016 GAME-BY-GAME STATISTICS

DATE	OPPONENT	P/S	TCK	SOLO	AST	SK	YDS	INT	YDS	PD	FF	FR
9/11	at Seattle	1/0	0	0	0	0.0	0.0	0	0	0	0	0
9/18	at New England	1/0	0	0	0	0.0	0.0	0	0	0	0	0
9/25	CLEVELAND	1/0	0	0	0	0.0	0.0	0	0	0	0	0
9/29	at Cincinnati	1/1	6	1	5	0.0	0.0	0	0	2	0	0
10/9	TENNESSEE	1/1	9	8	1	0.0	0.0	0	0	0	0	0
10/16	PITTSBURGH	1/1	3	1	2	0.0	0.0	0	0	0	0	0
10/23	BUFFALO	1/1	4	4	0	0.0	0.0	0	0	0	0	0
11/6	N.Y. JETS	1/1	4	3	1	0.0	0.0	0	0	0	0	0
11/13	at San Diego	1/1	7	7	0	0.0	0.0	2	0	2	0	0
11/20	at Los Angeles	1/1	3	2	1	0.0	0.0	0	0	1	0	0
11/27	SAN FRANCISCO	1/1	4	3	1	0.0	0.0	0	0	1	0	0
12/4	at Baltimore	1/1	6	4	2	0.0	0.0	0	0	0	0	0
12/11	ARIZONA	1/1	3	2	1	0.0	0.0	0	0	0	0	0
12/17	at N.Y. Jets	1/1	5	3	2	0.0	0.0	2	0	2	0	0
12/24	at Buffalo	1/1	6	5	1	0.0	0.0	0	0	2	0	0
2016 TOTALS		15/12	59	43	16	0.0	0.0	4	0	10	0	0

SINGLE-GAME HIGHS

CAREER HIGHS

Tackles: 9 vs. Tennessee (10/9/16)
Sacks: —
Interceptions: 2 twice, last: at N.Y. Jets (12/17/16)
Passes Defended: 2 four times, last: at Buffalo (12/24/16)
Forced Fumbles: —
Fumble Recoveries: —

SEASON HIGHS

Tackles: 9 vs. Tennessee (10/9/16)
Sacks: —
Interceptions: 2 twice, last: at N.Y. Jets (12/17/16)
Passes Defended: 2 four times, last: at Buffalo (12/24/16)
Forced Fumbles: —
Fumble Recoveries: —



21 // CB

JORDAN
LUCAS

HT: 6-0 // WT: 204 // BORN: 8/2/93
COLLEGE: PENN STATE '16 // ACQUIRED: D6B, 2016
NFL: ROOKIE SEASON // DOLPHINS: ROOKIE SEASON

KEY TRANSACTIONS

- Originally a sixth-round selection (204th overall) by the Dolphins in the 2016 NFL Draft

2016 - Inactive Weeks 2-3 and 9-10, 12-13 and 15-16 ... Appeared on special teams, but did not record any statistics vs. **Arizona (12/11)** ... Saw action on special teams, but did not record any statistics at **Los Angeles (11/20)** ... Recorded two assisted special teams tackles vs. **Buffalo (10/23)** ... Played on special teams, but did not record any statistics Weeks 4-6 ... Made NFL and Dolphins debut on special teams at **Seattle (9/11)**.

JORDAN LUCAS' NFL REGULAR SEASON STATISTICS

YEAR	TEAM	GP	GS	TACKLES					YDS	INTERCEPTIONS					FUMBLES		
				TOT	SOLO	ASST	SK			NO	YDS	LG	TD	PD	FF	FR	YDS
2016	Miami	7	0	0	0	0	0.0	0.0		0	0	0	0	0	0	0	0
NFL TOTALS		7	0	0	0	0	0.0	0		0	0	0	0	0	0	0	0

2016 GAME-BY-GAME STATISTICS

DATE	OPPONENT	P/S	TCK	SOLO	AST	SK	YDS	INT	YDS	PD	FF	FR
9/11	at Seattle	1/0	0	0	0	0.0	0.0	0	0	0	0	0
9/18	at New England						INACTIVE					
9/25	CLEVELAND						INACTIVE					
9/29	at Cincinnati	1/0	0	0	0	0.0	0.0	0	0	0	0	0
10/9	TENNESSEE	1/0	0	0	0	0.0	0.0	0	0	0	0	0
10/16	PITTSBURGH	1/0	0	0	0	0.0	0.0	0	0	0	0	0
10/23	BUFFALO	1/0	0	0	0	0.0	0.0	0	0	0	0	0
11/6	N.Y. JETS						INACTIVE					
11/13	at San Diego						INACTIVE					
11/20	at Los Angeles	1/0	0	0	0	0.0	0.0	0	0	0	0	0
11/27	SAN FRANCISCO						INACTIVE					
12/4	at Baltimore						INACTIVE					
12/11	ARIZONA	1/0	0	0	0	0.0	0	0	0	0	0	0
12/17	at N.Y. Jets						INACTIVE					
12/24	at Buffalo						INACTIVE					
2016 TOTALS		7/0	0	0	0	0.0	0.0	0	0	0	0	0

SINGLE-GAME HIGHS

CAREER HIGHS

Tackles: —
Sacks: —
Interceptions: —
Passes Defensed: —
Forced Fumbles: —
Fumble Recoveries: —

SEASON HIGHS

Tackles: —
Sacks: —
Interceptions: —
Passes Defensed: —
Forced Fumbles: —
Fumble Recoveries: —





41 // CB

BYRON MAXWELL

HT: 6-1 // WT: 203 // BORN: 2/23/88
 COLLEGE: CLEMSON '11 // ACQUIRED: T, 2016 (PHI.)
 NFL: SIXTH SEASON // DOLPHINS: FIRST SEASON

KEY TRANSACTIONS

- Acquired by the Dolphins in a trade from Philadelphia on 3/9/16
- Originally a sixth-round selection (173rd overall) by Seattle in the 2011 NFL Draft

2016 - Tied for the NFL lead among defensive backs with four forced fumbles ... Tied for 12th in the league with 15 passes defended ... His 15 passes defended this season are the most by a Dolphins player since 2008 (Andre Goodman) ... Inactive due to injury at **Buffalo (12/24)** ... Played, but did not record any statistics at **N.Y. Jets (12/17)** ... Left the game due to injury in the first quarter

... Recorded three solo tackles and one pass defended in the 26-23 victory vs. **Arizona (12/11)** ... Totaled three solo tackles, one interception and one forced fumble at **Baltimore (12/4)** ... Intercepted a QB Joe Flacco pass intended for WR Mike Wallace in the second quarter ... Also stripped with ball away from TE Dennis Pitta in the fourth quarter ... Registered six tackles (five solo), two passes defended and one forced fumble in the 31-24 win vs. **San Francisco (11/27)** ... Forced a TE Garrett Celek fumble in the second quarter and the ball was recovered by LB Kiko Alonso ... Broke up a QB Colin Kaepernick pass intended for WR Torrey Smith at Miami's 6-yard line with 5 seconds remaining in the fourth quarter ... Totaled five tackles (four solo) and one pass defended in the 14-10 victory at **Los Angeles (11/20)** ... Broke up a QB Jared Goff pass intended for WR Kenny Britt in the second quarter ... Recorded five solo tackles, one interception and two passes defended in the 31-24 win at **San Diego (11/13)** ... Picked off QB Philip Rivers with 6:59 left in the game ... Also broke up a pass intended for WR Tyrell Williams with 5:06 remaining in the fourth quarter ... Registered four tackles (three solo) in the 27-23 victory vs. **N.Y. Jets (11/6)** ... Tallied two tackles (one solo) in the 28-25 win vs. **Buffalo (10/23)** ... Recorded five tackles (four solo) and a career-high four passes defended in the 30-15 victory vs. **Pittsburgh (10/16)** ... Batted down a QB Ben Roethlisberger pass on third down in the third quarter, forcing the Steelers to punt ... Started vs. **Tennessee (10/9)** ... Totaled four solo tackles and one forced fumble ... Forced a TE Delanie Walker fumble in the first quarter ... Did not play at **Cincinnati (9/29)** ... Recorded seven tackles (five solo) and three passes defended in the 30-24 (OT) victory vs. **Cleveland (9/25)** ... His three passes defended tied a single-game career high ... Registered five tackles (two solo) and a forced fumble at **New England (9/18)** ... Forced a fumble from RB LaGarrette Blount in the fourth quarter with 4:45 to play, but the ball rolled out of bounds ... Made first start for the Dolphins at **Seattle (9/11)** ... Recorded four solo tackles and one pass defended ... Also served as a game captain.

BYRON MAXWELL'S NFL REGULAR SEASON STATISTICS

YEAR	TEAM	GP	GS	TACKLES					INTERCEPTIONS					FUMBLES		
				TOT	SOLO	ASST	SK	YDS	NO	YDS	LG	TD	PD	FF	FR	YDS
2011	Seattle	9	0	0	0	0	0.0	0.0	0	0	0	0	0	0	1	0
2012	Seattle	9	0	6	6	0	0.0	0.0	0	0	0	0	2	1	1	11
2013	Seattle	16	5	25	22	3	0.0	0.0	4	6	6	0	12	1	1	11
2014	Seattle	13	12	39	35	4	0.0	0.0	2	23	21	0	12	1	1	0
2015	Philadelphia	14	14	64	53	11	0.0	0.0	2	22	22	0	10	2	1	2
2016	Miami	13	13	53	43	10	0.0	0.0	2	29	27	0	15	4	0	0
NFL TOTALS		74	44	187	159	28	0.0	0.0	10	80	27	0	51	9	5	13

2016 GAME-BY-GAME STATISTICS

DATE	OPPONENT	P/S	TCK	SOLO	AST	SK	YDS	INT	YDS	PD	FF	FR
9/11	at Seattle	1/1	4	4	0	0.0	0.0	0	0	1	0	0
9/18	at New England	1/1	5	2	3	0.0	0.0	0	0	0	1	0
9/25	CLEVELAND	1/1	7	5	2	0.0	0.0	0	0	3	0	0
9/29	at Cincinnati						DID NOT PLAY					
10/9	TENNESSEE	1/1	4	4	0	0.0	0.0	0	0	0	1	0
10/16	PITTSBURGH	1/1	5	4	1	0.0	0.0	0	0	4	0	0
10/23	BUFFALO	1/1	2	1	1	0.0	0.0	0	0	0	0	0
11/6	N.Y. JETS	1/1	4	3	1	0.0	0.0	0	0	0	0	0
11/13	at San Diego	1/1	5	5	0	0.0	0.0	1	27	2	0	0
11/20	at Los Angeles	1/1	5	4	1	0.0	0.0	0	0	1	0	0
11/27	SAN FRANCISCO	1/1	6	5	1	0.0	0.0	0	0	2	1	0
12/4	at Baltimore	1/1	3	3	0	0.0	0.0	1	2	1	1	0
12/11	ARIZONA	1/1	3	3	0	0.0	0.0	0	0	1	0	0
12/17	at N.Y. Jets	1/1	0	0	0	0.0	0.0	0	0	0	0	0
12/24	at Buffalo						INACTIVE					
2016 TOTALS		13/13	53	43	10	0.0	0.0	2	29	15	4	0



SINGLE-GAME HIGHS


CAREER HIGHS

Tackles:	9	vs. Denver (9/21/14)
Sacks:	—	
Interceptions:	2	at N.Y. Giants (12/15/13)
Passes Defensed:	4	vs. Pittsburgh (10/16/16)
Forced Fumbles:	1	eight times, last: at Bal. (12/4/16)
Fumble Recoveries:	1	five times, last: vs. NO (10/11/15)

SEASON HIGHS

Tackles:	7	vs. Cleveland (9/25/16)
Sacks:	—	
Interceptions:	1	twice, last: at Baltimore (12/4/16)
Passes Defensed:	4	vs. Pittsburgh (10/16/16)
Forced Fumbles:	1	three times, last: at Bal. (12/4/16)
Fumble Recoveries:	—	





28 // CB

BOBBY McCAIN

HT: 5-11 // WT: 192 // BORN: 8/18/93
 COLLEGE: MEMPHIS '15 // ACQUIRED: D5A, 2015
 NFL: SECOND SEASON // DOLPHINS: SECOND SEASON

KEY TRANSACTIONS

- Originally a fifth-round selection (145th overall) of the Dolphins in the 2015 NFL Draft

Flacco pass intended for WR Chris Moore in the third quarter ... Made a season-high five tackles (four solo) and one pass defended in the 31-24 win vs. **San Francisco (11/27)** ... Started at **Los Angeles (11/20)** ... Recorded one assisted special teams tackle ... Downed a 39-yard punt by P Matt Darr at the Rams' 2-yard line in the first quarter ... Made three solo tackles at **San Diego (11/13)** ... Totaled three solo tackles, one interception and one pass defended in the 27-23 win vs. **N.Y. Jets (11/6)** ... Intercepted a QB Ryan Fitzpatrick pass in the end zone intended for WR Robby Anderson in the fourth quarter ... This was his first career interception ... Recorded one solo tackle vs. **Buffalo (10/23)** ... Started vs. **Pittsburgh (10/16)** ... Registered two tackles (one solo) ... Tallied three solo tackles vs. **Tennessee (10/9)** ... Also made one solo tackle on special teams ... Recorded four tackles (two solo), one sack and one pass defended at **Cincinnati (9/29)** ... Sacked QB Andy Dalton for a loss of 11 yards on third-and-7 in the third quarter, forcing the Bengals to punt on the next play ... This was the first sack of his career ... Also broke up a QB Andy Dalton pass intended for WR Tyler Boyd on third-and-4 in the third quarter ... Registered one solo tackle in the 30-24 (OT) victory vs. **Cleveland (9/25)** ... Totaled two solo tackles and one forced fumble at **New England (9/18)** ... Forced a fumble for WR Danny Amendola in the second quarter ... Recorded two tackles (one solo) at **Seattle (9/11)**.

BOBBY McCAIN'S NFL REGULAR SEASON STATISTICS

YEAR	TEAM	GP	GS	TACKLES					INTERCEPTIONS						FUMBLES		
				TOT	SOLO	ASST	SK	YDS	NO	YDS	LG	TD	PD		FF	FR	YDS
2015	Miami	16	4	22	19	3	0.0	0.0	0	0	0	0	4		0	0	0
2016	Miami	15	7	38	27	11	1.0	11.0	1	0	0	0	5		1	0	0
NFL TOTALS		31	11	60	46	14	1.0	11.0	1	0	0	0	9		1	0	0

2016 GAME-BY-GAME STATISTICS

DATE	OPPONENT	P/S	TCK	SOLO	AST	SK	YDS	INT	YDS	PD	FF	FR
9/11	at Seattle	1/0	2	1	1	0.0	0.0	0	0	0	0	0
9/18	at New England	1/0	2	2	0	0.0	0.0	0	0	0	1	0
9/25	CLEVELAND	1/0	1	1	0	0.0	0.0	0	0	0	0	0
9/29	at Cincinnati	1/0	4	2	2	1.0	11.0	0	0	1	0	0
10/9	TENNESSEE	1/0	3	3	0	0.0	0.0	0	0	0	0	0
10/16	PITTSBURGH	1/1	2	1	1	0.0	0.0	0	0	0	0	0
10/23	BUFFALO	1/1	1	1	0	0.0	0.0	0	0	0	0	0
11/6	N.Y. JETS	1/1	3	3	0	0.0	0.0	1	0	1	0	0
11/13	at San Diego	1/0	3	3	0	0.0	0.0	0	0	0	0	0
11/20	at Los Angeles	1/0	0	0	0	0.0	0.0	0	0	0	0	0
11/27	SAN FRANCISCO	1/1	5	4	1	0.0	0.0	0	0	1	0	0
12/4	at Baltimore	1/1	4	1	3	0.0	0.0	0	0	1	0	0
12/11	ARIZONA	1/1	4	2	2	0.0	0.0	0	0	1	0	0
12/17	at N.Y. Jets	1/1	3	2	1	0.0	0.0	0	0	0	0	0
12/24	at Buffalo	1/0	1	1	0	0.0	0.0	0	0	0	0	0
2016 TOTALS		15/7	38	27	11	1.0	11.0	1	0	5	1	0

SINGLE-GAME HIGHS

CAREER HIGHS

Tackles:	7	vs. Baltimore (12/6/15)
Sacks:	1	at Cincinnati (9/29/16)
Interceptions:	1	vs. N.Y. Jets (11/6/16)
Passes Defended:	2	vs. Houston (10/25/15)
Forced Fumbles:	1	at New England (9/18/16)
Fumble Recoveries:	—	

SEASON HIGHS

Tackles:	5	vs. San Francisco (11/27/16)
Sacks:	1	at Cincinnati (9/29/16)
Interceptions:	1	vs. N.Y. Jets (11/6/16)
Passes Defended:	1	five times, last: vs. Arizona (12/11/16)
Forced Fumbles:	1	at New England (9/18/16)
Fumble Recoveries:	—	





90 // DT

EARL MITCHELL

HT: 6-3 // WT: 310 // BORN: 9/25/87
 COLLEGE: ARIZONA '10 // ACQUIRED: UFA, 2014 (HOU.)
 NFL: SEVENTH SEASON // DOLPHINS: THIRD SEASON

KEY TRANSACTIONS

- Signed by the Dolphins as an unrestricted free agent on 3/12/14
- Originally a third-round selection (81st overall) of Houston in the 2010 NFL Draft

2016 - Recorded two tackles (one solo) and one quarterback hit in the 34-31 victory at **Buffalo (12/24)** ... Totaled four tackles (one solo) at **N.Y. Jets (12/17)** ... Tallied two tackles (one solo) in the 26-23 win vs. **Arizona (12/11)** ... Started at **Baltimore (12/4)** ... Recorded one solo tackle ... Made one solo tackle vs. **San Francisco (11/27)** ... Registered two solo tackles in the 14-10 win at **Los Angeles (11/20)** ... Returned to action in the 31-24 victory at **San Diego (11/13)** ... Recorded four solo tackles and two tackles for loss ... Activated from Injured Reserve on 11/10 ... Placed on Injured Reserve on 9/14 ... Recorded one assisted tackle at **Seattle (9/11)**.

EARL MITCHELL'S NFL REGULAR SEASON STATISTICS

YEAR	TEAM	GP	GS	TACKLES					INTERCEPTIONS					FUMBLES		
				TOT	SOLO	ASST	SK	YDS	NO	YDS	LG	TD	PD	FF	FR	YDS
2010	Houston	15	0	28	18	10	1.0	8.0	0	0	0	0	0	0	0	0
2011	Houston	16	0	27	14	13	1.0	0.0	0	0	0	0	1	0	2	0
2012	Houston	16	3	31	19	12	0.0	0.0	0	0	0	0	3	1	0	0
2013	Houston	16	14	48	30	18	1.5	9.5	0	0	0	0	0	0	0	0
2014	Miami	16	4	33	21	12	2.0	12.0	0	0	0	0	1	0	0	0
2015	Miami	12	12	22	14	8	0.0	0.0	0	0	0	0	0	0	0	0
2016	Miami	8	4	17	11	6	0.0	0.0	0	0	0	0	0	0	0	0
NFL TOTALS		99	37	206	127	79	5.5	29.5	0	0	-	0	5	1	2	0

2016 GAME-BY-GAME STATISTICS

DATE	OPPONENT	P/S	TCK	SOLO	AST	SK	YDS	INT	YDS	PD	FF	FR
9/11	at Seattle	1/0	1	0	1	0.0	0.0	0	0	0	0	0
9/18	at New England						INJURED RESERVE					
9/25	CLEVELAND						INJURED RESERVE					
9/29	at Cincinnati						INJURED RESERVE					
10/9	TENNESSEE						INJURED RESERVE					
10/16	PITTSBURGH						INJURED RESERVE					
10/23	BUFFALO						INJURED RESERVE					
11/6	N.Y. JETS						INJURED RESERVE					
11/13	at San Diego	1/0	4	4	0	0.0	0.0	0	0	0	0	0
11/20	at Los Angeles	1/0	2	2	0	0.0	0.0	0	0	0	0	0
11/27	SAN FRANCISCO	1/0	1	1	0	0.0	0.0	0	0	0	0	0
12/4	at Baltimore	1/1	1	1	0	0.0	0.0	0	0	0	0	0
12/11	ARIZONA	1/1	2	1	1	0.0	0.0	0	0	0	0	0
12/17	at N.Y. Jets	1/1	4	1	3	0.0	0.0	0	0	0	0	0
12/24	at Buffalo	1/1	2	1	1	0.0	0.0	0	0	0	0	0
2016 TOTALS		8/4	17	11	6	0.0	0.0	0	0	0	0	0

SINGLE-GAME HIGHS


CAREER HIGHS

Tackles: 6 vs. Tennessee (1/1/12)
Sacks: 1 five times, last: vs. Buffalo (11/13/14)
Interceptions: –
Passes Defensed: 2 at Denver (9/23/12)
Forced Fumbles: 1 at New England (12/10/12)
Fumble Recoveries: 1 twice, last: at Cincinnati (12/11/11)

SEASON HIGHS

Tackles: 4 twice, last: at N.Y. Jets (12/17/16)
Sacks: –
Interceptions: –
Passes Defensed: –
Forced Fumbles: –
Fumble Recoveries: –





8 // QB

MATT MOORE

HT: 6-3 // WT: 225 // BORN: 8/9/84
 COLLEGE: OREGON STATE '07 // ACQUIRED: UFA, 2011 (CAR.)
 NFL: 10TH SEASON // DOLPHINS: SIXTH SEASON

KEY TRANSACTIONS

- Signed by the Dolphins as an unrestricted free agent from Carolina on 7/29/11
- Signed as an undrafted college free agent by Dallas on 5/14/07

2016 - Completed a season high 16-of-30 (53.3 pct.) passes for 233 yards and two touchdowns in the 34-31 victory at **Buffalo (12/24)** ... Led the Dolphins to his second game-winning drive of the season and sixth of his career ... It marked the third time in Moore's career that he threw for 200-plus yards in back-to-back games and the first time since 2011 ... Threw a 56-yard touchdown pass to WR DeVante Parker on Miami's first possession of the second half ... Started first game since 2011 in the 34-13 win at **N.Y. Jets (12/17)** ... Completed 12-of-18 passes (66.7 pct.) for 236 yards and a career-high four touchdowns ... Also earned a 126.2 QB rating, the fourth highest of his career ... Hit TE Dion Sims twice for 1-yard touchdowns in the second and third quarter ... Threw a 52-yard touchdown to WR Kenny Stills with 1:58 remaining in the second quarter to give Miami a 13-7 lead ... Connected with WR Jarvis Landry on a 66-yard touchdown pass, extending Miami's lead 34-10 in the third quarter ... The 66-yard throw tied a career high (vs. Tampa Bay, 12/6/09), but is the longest touchdown pass of his career ... Named AFC Offensive Player of the Week for his Week 15 performance ... Entered the game vs. **Arizona (12/11)** for an injured QB Ryan Tannehill in the third quarter ... Completed 3-of-5 (60.0 pct.) passes for 47 yards ... Also engineered the fifth game-winning drive of his career, completing 2-of-2 (100 pct.) passes for 41 yards on the final possession ... Threw a 29-yard strike to WR Kenny Stills to place Miami at the Arizona 1-yard line, setting up a K Andrew Franks 21-yard field goal to win the game ... Did not

MATT MOORE'S NFL REGULAR SEASON PASSING STATISTICS

YEAR	TEAM	GP	GS	ATT	CMP	PCT	YDS	YDS ATT	TD	INT	LG	SK	YDS LST	RATE
2007	Carolina	9	3	111	63	56.8	730	6.6	3	5	57	6	40	67.0
2008	Carolina							INACTIVE						
2009	Carolina	7	5	138	85	61.6	1,053	7.6	8	2	66	9	78	98.5
2010	Carolina	6	5	143	79	55.2	857	6.0	5	10	39	13	90	55.6
2011	Miami	13	12	347	210	60.5	2,497	7.2	16	9	65t	36	229	87.1
2012	Miami	2	0	19	11	57.9	131	6.9	1	0	37	2	9	96.6
2013	Miami	1	0	6	2	33.3	53	8.8	0	2	50	0	0	27.1
2014	Miami	2	0	4	2	50.0	21	5.3	0	0	14	0	0	65.6
2015	Miami	1	0	1	1	100.0	14	14.0	0	0	14	0	0	118.8
2016	Miami	3	2	53	31	58.5	516	9.7	6	2	66t	1	0	113.4
NFL TOTALS		44	27	822	484	58.9	5,872	7.1	39	30	66	67	446	81.5

Career Regular Season Record As A Starter: (Carolina) 2-1 in 2007, 4-1 in 2009, 1-4 in 2010; (Miami) 6-6 in 2011, 2-2 in 2016 for total of 15-14.

MATT MOORE'S NFL REGULAR SEASON RUSHING STATISTICS

YEAR	TEAM	NO	YDS	AVG	LG	TD
2007	Carolina	3	5	1.7	5	0
2008	Carolina			INACTIVE		
2009	Carolina	12	-3	-0.3	5	0
2010	Carolina	5	25	5.0	8	0
2011	Miami	32	65	2.0	16	2
2012	Miami	5	-3	-0.6	1	0
2013	Miami	0	0	0.0	0	0
2014	Miami	2	-2	-1.0	-1	0
2015	Miami	3	-2	-0.7	0	0
2016	Miami	1	-1	-1.0	-1	0
NFL TOTALS		63	84	1.3	16	2



2016 GAME-BY-GAME STATISTICS

DATE	OPPONENT	P/S	PASSING								RUSHING				W/L	SCORE
			ATT	CMP	YDS	PCT	TD	INT	LG	SK/YDS	ATT	YDS	LG	TD		
9/11	at Seattle					DID NOT PLAY										
9/18	at New England					DID NOT PLAY										
9/25	CLEVELAND					DID NOT PLAY										
9/29	at Cincinnati					DID NOT PLAY										
10/9	TENNESSEE					DID NOT PLAY										
10/16	PITTSBURGH					DID NOT PLAY										
10/23	BUFFALO					DID NOT PLAY										
11/6	N.Y. JETS					DID NOT PLAY										
11/13	at San Diego					DID NOT PLAY										
11/20	at Los Angeles					DID NOT PLAY										
11/27	SAN FRANCISCO					DID NOT PLAY										
12/4	at Baltimore					DID NOT PLAY										
12/11	ARIZONA	1/0	5	3	47	60.0	0	0	29	0/0	0	0	0	0	W	26-23
12/17	at N.Y. Jets	1/1	18	12	236	66.7	4	1	66t	1/0	0	0	0	0	W	34-23
12/24	at Buffalo	1/1	30	16	233	53.3	2	1	56t	0/0	1	-1	-1	0	W	34-31
2016 TOTALS		3/2	53	31	516	58.5	6	2	66t	1/0	1	-1	-1	0		

SINGLE-GAME HIGHS

CAREER HIGHS

Pass Attempts:	41	vs. San Francisco (10/24/10)
Pass Completions:	28	vs. San Francisco (10/24/10)
Yards Passing:	308	vs. San Francisco (10/24/10)
TD Passes:	4	at N.Y. Jets (12/17/16)
Longest Pass:	66t	twice, last: at N.Y. Jets (12/17/16)
Completion Pct. (Min. 10 att.)	75.0	at N.Y. Giants (12/27/09)
Passer Rating:	147.5	at Kansas City (11/6/11)
Rush Attempts:	5	three times, last: vs. Oak. (12/4/11)
Rushing Yards:	31	at N.Y. Giants (10/30/11)
Long Run:	16	at N.Y. Giants (10/30/11)
Rushing TDs:	1	twice, last: vs. Oakland (12/4/11)

SEASON HIGHS

Pass Attempts:	30	at Buffalo (12/24/16)
Pass Completions:	16	at Buffalo (12/24/16)
Yards Passing:	236	at N.Y. Jets (12/17/16)
TD Passes:	4	at N.Y. Jets (12/17/16)
Longest Pass:	66t	at N.Y. Jets (12/17/16)
Completion Pct. (Min. 10 att.)	66.7	at N.Y. Jets (12/17/16)
Passer Rating:	126.2	at N.Y. Jets (12/17/16)
Rush Attempts:	1	at Buffalo (12/24/16)
Rushing Yards:	-1	at Buffalo (12/24/16)
Long Run:	-1	at Buffalo (12/24/16)
Rushing TDs:	–	





11 // WR

DeVANTE PARKER

HT: 6-3 // WT: 212 // BORN: 1/20/93
 COLLEGE: LOUISVILLE '15 // ACQUIRED: D1, 2015
 NFL: SECOND SEASON // DOLPHINS: SECOND SEASON

KEY TRANSACTIONS

- Originally a first-round draft selection (14th overall) of the Dolphins in the 2015 NFL Draft

(11.3 avg.) and one touchdown at **Baltimore (12/4)** ... Scored a touchdown on an 8-yard catch in the fourth quarter ... Caught three passes for 64 yards (21.3 avg.) in the 31-24 victory vs. **San Francisco (11/27)** ... Longest catch on the day was for 46 yards in the first quarter, positioning the Dolphins at the San Francisco 42-yard line ... Led the team with eight receptions for 79 yards (9.9 avg.) and one touchdown in the 14-10 win at **Los Angeles (11/20)** ... Hauled in a 9-yard go-ahead touchdown catch with 36 seconds remaining in the game to put Miami up 14-10 ... Registered five receptions for 103 yards (20.6 avg.) in the 31-24 victory at **San Diego (11/13)** ... Longest catch on the day was for 56 yards ... Also hauled in a 41-yard reception on third-and-18 with 6:08 left in the game ... Recorded two receptions for 8 yards (4.0 avg.) vs. **N.Y. Jets (11/6)** ... Caught three passes for 20 yards (6.7 yards) in the 28-25 victory vs. **Buffalo (10/23)** ... Longest catch in the day was a 9-yard reception for a first down in the third quarter ... Recorded five catches for 28 yards (5.6 avg.) vs. **Pittsburgh (10/16)** ... His 11-yard reception in the third quarter placed the Dolphins at first-and-goal, setting the Dolphins up for a RB Jay Ajayi 1-yard touchdown run ... Caught two passes for 70 yards (35.0 avg.) vs. **Tennessee (10/9)** ... Hauled in a 50-yard reception from QB Ryan Tannehill in the third quarter ... Recorded two receptions for 20 yards (10.0 avg.) at **Cincinnati (9/29)** ... His longest catch on the day was a 15-yard pass from QB Ryan Tannehill for a first down in the fourth quarter ... Registered three catches for 51 yards (17.0 avg.) and one touchdown vs. **Cleveland (9/25)** ... Hauled in a 26-yard touchdown reception from QB Ryan Tannehill in the first quarter ... Made his 2016 debut for the Dolphins at **New England (9/18)** ... Recorded a career-high eight receptions and matched his career high with 106 yards (13.3 avg.) ... Hauled in a 28-yard catch in the third quarter ... Marked his second-consecutive 100-yard receiving game dating back to 2015 ... All eight receptions came in the second half ... Inactive due to injury at **Seattle (9/11)**.

DeVANTE PARKER'S NFL REGULAR SEASON STATISTICS

YEAR	TEAM	GP	GS	RECEIVING					RUSHING				
				NO	YDS	AVG	LG	TD	ATT	YDS	AVG	LG	TD
2015	Miami	14	4	26	494	19.0	49	3	0	0	0.0	0	0
2016	Miami	14	7	51	699	13.7	56t	4	0	0	0.0	0	0
NFL TOTALS		28	11	77	1,193	15.5	56t	7	0	0	0.0	0	0

2016 GAME-BY-GAME STATISTICS

			RECEIVING					RUSHING						
DATE	OPPONENT	P/S	NO	YDS	AVG	LG	TD	ATT	YDS	AVG	LG	TD	W/L	SCORE
9/11	at Seattle		INACTIVE											
9/18	at New England	1/1	8	106	13.3	28	0	0	0	0.0	0	0	L	24-31
9/25	CLEVELAND	1/1	3	51	17.0	26t	1	0	0	0.0	0	0	W	30-24 (OT)
9/29	at Cincinnati	1/1	2	20	10.0	15	0	0	0	0.0	0	0	L	7-22
10/9	TENNESSEE	1/0	2	70	35.0	50	0	0	0	0.0	0	0	L	17-30
10/16	PITTSBURGH	1/0	5	28	5.6	11	0	0	0	0.0	0	0	W	30-15
10/23	BUFFALO	1/0	3	20	6.7	9	0	0	0	0.0	0	0	W	28-25
11/6	N.Y. JETS	1/0	2	8	4.0	4	0	0	0	0.0	0	0	W	27-23
11/13	at San Diego	1/1	5	103	20.6	56	0	0	0	0.0	0	0	W	31-24
11/20	at Los Angeles	1/1	8	79	9.9	15	1	0	0	0.0	0	0	W	14-10
11/27	SAN FRANCISCO	1/0	3	64	21.3	46	0	0	0	0.0	0	0	W	31-24
12/4	at Baltimore	1/1	3	34	11.3	17	1	0	0	0.0	0	0	L	6-38
12/11	ARIZONA	1/1	2	14	7.0	11	0	0	0	0.0	0	0	W	26-23
12/17	at N.Y. Jets	1/0	1	17	17.0	17	0	0	0	0.0	0	0	W	34-13
12/24	at Buffalo	1/0	4	85	21.3	56t	1	0	0	0.0	0	0	W	34-31
2016 TOTALS		14/7	51	699	13.7	56t	4	0	0	0.0	0	0		

SINGLE-GAME HIGHS


CAREER HIGHS

Receptions:	8	twice, last: at LA (11/20/16)
Receiving Yards:	106	twice, last: at New England (9/18/16)
Longest Reception:	56t	twice, last: at Buffalo (12/26/16)
TD Receptions:	1	six times, last: at Buf. (12/24/16)
Rushes:	—	
Rushing Yards:	—	
Longest Rush:	—	

SEASON HIGHS

Receptions:	8	twice, last: at LA (11/20/16)
Receiving Yards:	106	at New England (9/18/16)
Longest Reception:	56t	twice, last: at Buffalo (12/24/16)
TD Receptions:	1	four times, last: at Buf. (12/24/16)
Rushes:	—	
Rushing Yards:	—	
Longest Rush:	—	





42 // LB

SPENCER
PAYSINGER

HT: 6-2 // WT: 249 // BORN: 6/28/88
 COLLEGE: OREGON '11 // ACQUIRED: UFA, 2015 (NYG)
 NFL: SIXTH SEASON // DOLPHINS: SECOND SEASON

KEY TRANSACTIONS

- Signed by the Dolphins as an unrestricted free agent on 4/2/15
- Originally signed as an undrafted college free agent by N.Y. Giants on 7/28/11

the fourth quarter ... Led the team with a season-high eight tackles (six solo) and one fumble recovery in the 26-23 victory vs. **Arizona (12/11)** ... Recovered a RB David Johnson fumble that was forced by DE Cameron Wake ... Recorded seven tackles (four solo) at **Baltimore (12/4)** ... Also made one special teams tackle ... Played, but did not record any statistics vs. **San Francisco (11/27)** ... Registered five tackles (four solo) in the 14-10 win at **Los Angeles (11/20)** ... Appeared on special teams, but did not record any statistics at **San Diego (11/13)** ... Led the team with five solo tackles and one fumble recovery in the 27-23 win vs. **N.Y. Jets (11/6)** ... Played, but did not record any statistics vs. **Buffalo (10/23)** ... Registered two solo tackles vs. **Pittsburgh (10/16)** ... Recorded two solo tackles vs. **Tennessee (10/9)** ... Tallied two tackles (one solo) and one pass defended at **Cincinnati (9/29)** ... Broke up a QB Andy Dalton pass intended for RB Giovani Bernard in the first quarter ... Inactive due to injury vs. **Cleveland (9/25)** ... Recorded one assisted special teams tackle at **New England (9/18)** ... Recorded one special teams tackle at **Seattle (9/11)**.

SPENCER PAYSINGER'S NFL REGULAR SEASON STATISTICS

YEAR	TEAM	GP	GS	TACKLES					INTERCEPTIONS					FUMBLES		
				TOT	SOLO	ASST	SK	YDS	NO	YDS	LG	TD	PD	FF	FR	YDS
2011	N.Y. Giants	15	0	5	5	0	0.0	0.0	0	0	0	0	0	0	1	0
2012	N.Y. Giants	16	3	19	11	8	0.0	0.0	0	0	0	0	0	1	1	0
2013	N.Y. Giants	16	10	66	58	8	1.0	0.0	0	0	0	0	1	0	1	0
2014	N.Y. Giants	15	1	5	4	1	0.0	0.0	0	0	0	0	0	0	0	0
2015	Miami	14	0	10	8	2	0.0	0.0	0	0	0	0	0	0	0	0
2016	Miami	14	2	45	32	13	0.0	0.0	0	0	0	0	3	0	2	0
NFL TOTALS		90	16	150	118	32	1.0	0.0	0	0	0	0	4	1	5	0

2016 GAME-BY-GAME STATISTICS

DATE	OPPONENT	P/S	TCK	SOLO	AST	SK	YDS	INT	YDS	PD	FF	FR
9/11	at Seattle	1/0	0	0	0	0.0	0.0	0	0	0	0	0
9/18	at New England	1/0	0	0	0	0.0	0.0	0	0	0	0	0
9/25	CLEVELAND						INACTIVE					
9/29	at Cincinnati	1/0	2	1	1	0.0	0.0	0	0	1	0	0
10/9	TENNESSEE	1/0	2	2	0	0.0	0.0	0	0	0	0	0
10/16	PITTSBURGH	1/0	2	2	0	0.0	0.0	0	0	0	0	0
10/23	BUFFALO	1/0	0	0	0	0.0	0.0	0	0	0	0	0
11/6	N.Y. JETS	1/0	5	5	0	0.0	0.0	0	0	0	0	1
11/13	at San Diego	1/0	0	0	0	0.0	0.0	0	0	0	0	0
11/20	at Los Angeles	1/0	5	4	1	0.0	0.0	0	0	0	0	0
11/27	SAN FRANCISCO	1/0	0	0	0	0.0	0.0	0	0	0	0	0
12/4	at Baltimore	1/1	7	4	3	0.0	0.0	0	0	0	0	0
12/11	ARIZONA	1/1	8	6	2	0.0	0.0	0	0	0	0	1
12/17	at N.Y. Jets	1/0	5	2	3	0.0	0.0	0	0	1	0	0
12/24	at Buffalo	1/0	9	6	3	0.0	0.0	0	0	1	0	0
2016 TOTALS		14/2	45	32	13	0.0	0.0	0	0	3	0	2

SINGLE-GAME HIGHS


CAREER HIGHS

Tackles: 9 twice, last: at Buffalo (12/24/16)
Sacks: 1 at Kansas City (9/29/13)
Interceptions: —
Passes Defended: 1 four times, last: at Buffalo (12/24/16)
Forced Fumbles: 1 at Carolina (9/20/12)
Fumble Recoveries: 1 four times, last: vs. N.Y. Jets (11/6/16)

SEASON HIGHS

Tackles: 9 at Buffalo (12/24/16)
Sacks: —
Interceptions: —
Passes Defended: 1 three times, last: at Buffalo (12/24/16)
Forced Fumbles: —
Fumble Recoveries: 1 twice, last: vs. Arizona (12/11/16)





97 // DT

JORDAN PHILLIPS

HT: 6-6 // WT: 335 // BORN: 10/15/92
 COLLEGE: OKLAHOMA '15 // ACQUIRED: D2, 2015
 NFL: SECOND SEASON // DOLPHINS: SECOND SEASON

KEY TRANSACTIONS

- Originally a second-round selection (52nd overall) of the Dolphins in the 2015 NFL Draft

2016 - Recorded two solo tackles and one quarterback hit at **Buffalo (12/24)** ... Made two solo tackles and one tackle for loss at **N.Y. Jets (12/17)** ... Registered one pass defended vs. **Arizona (12/11)** ... Blocked a K Chandler Catanzaro PAT that was returned by S Walt Aikens for a defensive two-point conversion ... Recorded one assisted tackle at **Baltimore (12/4)** ... Played, but did not record any statistics vs. **San Francisco (11/27)** ... Tallied two solo tackles at **Los Angeles (11/20)** ... Made two tackles (one solo) at **San Diego (11/13)** ... Recorded one solo tackle, one interception and one pass defended vs. **N.Y. Jets (11/6)** ... Intercepted a QB Ryan Fitzpatrick pass intended for TE Austin Seferian-Jenkins and returned it for 17 yards in the third quarter ... Made one assisted tackle vs. **Buffalo (10/23)** ... Played vs. **Pittsburgh (10/16)**, but did not record any statistics ... Totaled two tackles (one solo) vs. **Tennessee (10/9)** ... Registered two solo tackles and one tackle for loss at **Cincinnati (9/29)** ... Started vs. **Cleveland (9/25)**, but did not record any statistics ... Totaled two assisted tackles at **New England (9/18)** ... Recorded four assisted tackles, 0.5 sacks and one QBH in the season opener at **Seattle (9/11)** ... Pushed Seattle's left guard into QB Russell Wilson, causing a fumble recovered by the Dolphins.

JORDAN PHILLIPS' NFL REGULAR SEASON STATISTICS

YEAR	TEAM	GP	GS	TACKLES					INTERCEPTIONS					FUMBLES		
				TOT	SOLO	ASST	SK	YDS	NO	YDS	LG	TD	PD	FF	FR	YDS
2015	Miami	15	4	19	14	5	2.0	14.0	0	0	0	0	4	0	0	0
2016	Miami	15	11	21	11	10	0.5	0.0	1	17	17	0	2	0	0	0
NFL TOTALS		30	15	40	25	15	2.5	14.0	1	17	17	0	6	0	0	0

2016 GAME-BY-GAME STATISTICS

DATE	OPPONENT	P/S	TCK	SOLO	AST	SK	YDS	INT	YDS	PD	FF	FR
9/11	at Seattle	1/1	4	0	4	0.5	0.0	0	0	0	0	0
9/18	at New England	1/1	2	0	2	0.0	0.0	0	0	0	0	0
9/25	CLEVELAND	1/1	0	0	0	0.0	0.0	0	0	0	0	0
9/29	at Cincinnati	1/1	2	2	0	0.0	0.0	0	0	0	0	0
10/9	TENNESSEE	1/1	2	1	1	0.0	0.0	0	0	0	0	0
10/16	PITTSBURGH	1/1	0	0	0	0.0	0.0	0	0	0	0	0
10/23	BUFFALO	1/1	1	0	1	0.0	0.0	0	0	0	0	0
11/6	N.Y. JETS	1/1	1	1	0	0.0	0.0	1	17	1	0	0
11/13	at San Diego	1/1	2	1	1	0.0	0.0	0	0	0	0	0
11/20	at Los Angeles	1/1	2	2	0	0.0	0.0	0	0	0	0	0
11/27	SAN FRANCISCO	1/1	0	0	0	0.0	0.0	0	0	0	0	0
12/4	at Baltimore	1/0	1	0	1	0.0	0.0	0	0	0	0	0
12/11	ARIZONA	1/0	0	0	0	0.0	0.0	0	0	1	0	0
12/17	at N.Y. Jets	1/0	2	2	0	0.0	0.0	0	0	0	0	0
12/24	at Buffalo	1/0	2	2	0	0.0	0.0	0	0	0	0	0
2016 TOTALS		15/11	21	11	10	0.5	0.0	1	17	2	0	0

SINGLE-GAME HIGHS

CAREER HIGHS

Tackles: 4 twice, last: at Seattle (9/11/16)
Sacks: 1 twice, last: at Buffalo (11/8/15)
Interceptions: 1 vs. N.Y. Jets (11/6/16)
Passes Defended: 2 vs. Dallas (11/22/15)
Forced Fumbles: —
Fumble Recoveries: —

SEASON HIGHS

Tackles: 4 at Seattle (9/11/16)
Sacks: 0.5 at Seattle (9/11/16)
Interceptions: 1 vs. N.Y. Jets (11/6/16)
Passes Defended: 1 vs. N.Y. Jets (11/6/16)
Forced Fumbles: —
Fumble Recoveries: —





40 // CB

LAFAYETTE
PITTS

HT: 5-11 // WT: 196 // BORN: 9/24/92
 COLLEGE: PITTSBURGH '16 // ACQUIRED: FA, 2016
 NFL: ROOKIE SEASON // DOLPHINS: ROOKIE SEASON

KEY TRANSACTIONS

- Signed by the Dolphins as an undrafted college free agent on 5/6/16

2016 - Played on special teams, but did not record any statistics Week 10 and 14-16 ... Made one assisted special teams tackle in Weeks 11-12 and one solo special teams tackle in Week 13 ... Activated to the 53-man roster on 11/7 ... Spent Weeks 1-9 on the Dolphins' practice squad.

LAFAYETTE PITTS' NFL REGULAR SEASON STATISTICS

YEAR	TEAM	GP	GS	TACKLES					INTERCEPTIONS					FUMBLES		
				TOT	SOLO	ASST	SK	YDS	NO	YDS	LG	TD	PD	FF	FR	YDS
2016	Miami	7	0	0	0	0	0.0	0.0	0	0	0	0	0	0	0	0
NFL TOTALS		7	0	0	0	0	0.0	0.0	0	0	0	0	0	0	0	0

2016 GAME-BY-GAME STATISTICS

DATE	OPPONENT	P/S	TCK	SOLO	AST	SK	YDS	INT	YDS	PD	FF	FR
9/11	at Seattle											
9/18	at New England											
9/25	CLEVELAND											
9/29	at Cincinnati											
10/9	TENNESSEE											
10/16	PITTSBURGH											
10/23	BUFFALO											
11/6	N.Y. JETS											
11/13	at San Diego	1/0	0	0	0	0.0	0.0	0	0	0	0	0
11/20	at Los Angeles	1/0	0	0	0	0.0	0.0	0	0	0	0	0
11/27	SAN FRANCISCO	1/0	0	0	0	0.0	0.0	0	0	0	0	0
12/4	at Baltimore	1/0	0	0	0	0.0	0.0	0	0	0	0	0
12/11	ARIZONA	1/0	0	0	0	0.0	0.0	0	0	0	0	0
12/17	at N.Y. Jets	1/0	0	0	0	0.0	0.0	0	0	0	0	0
12/24	at Buffalo	1/0	0	0	0	0.0	0.0	0	0	0	0	0
2016 TOTALS		7/0	0	0	0	0.0	0.0	0	0	0	0	0

SINGLE-GAME HIGHS

CAREER HIGHS

Tackles: —
 Sacks: —
 Interceptions: —
 Passes Defensed: —
 Forced Fumbles: —
 Fumble Recoveries: —

SEASON HIGHS

Tackles: —
 Sacks: —
 Interceptions: —
 Passes Defensed: —
 Forced Fumbles: —
 Fumble Recoveries: —





30 // S

BACARRI RAMBO

HT: 6-0 // WT: 211 // BORN: 6/27/90
 COLLEGE: GEORGIA '13 // ACQUIRED: FA, 2016
 NFL: FOURTH SEASON // DOLPHINS: FIRST SEASON

KEY TRANSACTIONS

- Signed by the Dolphins as a free agent on 10/25/16
- Originally a sixth-round selection (191st overall) of Washington in the 2013 NFL Draft

... Recorded a season-high seven tackles (four solo), one quarterback hit and one pass defended in the 31-24 victory vs. **San Francisco (11/27)** ... Totaled five tackles (three solo) at **Los Angeles (11/20)** ... Tallied five tackles (three solo) ... Registered one assisted tackle at **San Diego (11/13)** ... Made Dolphins debut vs. **N.Y. Jets (11/6)** ... Recorded one solo tackle ... Signed by the Dolphins as a free agent on 10/25 ... Not on an NFL roster Weeks 1-7.

BACARRI RAMBO'S NFL REGULAR SEASON STATISTICS

YEAR	TEAM	GP	GS	TACKLES					INTERCEPTIONS					FUMBLES		
				TOT	SOLO	ASST	SK	YDS	NO	YDS	LG	TD	PD	FF	FR	YDS
2013	Washington	11	3	38	29	9	1.0	4.0	0	0	0	0	0	0	0	0
2014	Washington	2	0	2	1	1	0.0	0.0	0	0	0	0	0	0	0	0
	Buffalo	4	0	2	1	1	0.0	0.0	2	44	28	0	2	0	0	0
2015	Buffalo	15	8	58	44	14	1.0	8.0	1	0	0	0	6	2	1	0
2016	Miami	8	4	32	21	11	0.0	0.0	1	17	17	0	3	0	0	0
NFL TOTALS		40	15	132	96	36	2.0	12.0	4	61	28	0	11	2	1	0

2016 GAME-BY-GAME STATISTICS

DATE	OPPONENT	P/S	TCK	SOLO	AST	SK	YDS	INT	YDS	PD	FF	FR
9/11	at Seattle											
9/18	at New England											
9/25	CLEVELAND											
9/29	at Cincinnati											
10/9	TENNESSEE											
10/16	PITTSBURGH											
10/23	BUFFALO											
11/6	N.Y. JETS	1/0	1	1	0	0.0	0.0	0	0	0	0	0
11/13	at San Diego	1/0	1	0	1	0.0	0.0	0	0	1	0	0
11/20	at Los Angeles	1/0	5	3	2	0.0	0.0	0	0	0	0	0
11/27	SAN FRANCISCO	1/1	7	4	3	0.0	0.0	0	0	1	0	0
12/4	at Baltimore	1/1	2	2	0	0.0	0.0	0	0	0	0	0
12/11	ARIZONA	1/1	3	2	1	0.0	0.0	1	17	1	0	0
12/17	at N.Y. Jets	1/1	5	2	3	0.0	0.0	0	0	0	0	0
12/24	at Buffalo	1/0	8	7	1	0.0	0.0	0	0	0	0	0
2016 TOTALS		8/4	32	21	11	0.0	0.0	1	17	3	0	0

SINGLE-GAME HIGHS

CAREER HIGHS

Tackles:	10	vs. Philadelphia (9/9/13)
Sacks:	1	twice, last: vs. Houston (12/6/15)
Interceptions:	2	vs. Green Bay (12/14/14)
Passes Defended:	3	vs. Houston (12/6/15)
Forced Fumbles:	2	at N.Y. Jets (11/12/15)
Fumble Recoveries:	1	at N.Y. Jets (11/12/15)

SEASON HIGHS

Tackles:	8	at Buffalo (12/24/16)
Sacks:	—	
Interceptions:	1	vs. Arizona (12/11/16)
Passes Defended:	1	three times, last: vs. Arizona (12/11/16)
Forced Fumbles:	—	
Fumble Recoveries:	—	





57 // LB

TREVOR REILLY

HT: 6-5 // WT: 245 // BORN: 1/17/88
 COLLEGE: UTAH '14 // ACQUIRED: FA, 2016
 NFL: THIRD SEASON // DOLPHINS: FIRST SEASON

KEY TRANSACTIONS

- Signed by the Dolphins from New England's practice squad on 12/19/16
- Originally a seventh-round selection (233rd overall) of N.Y. Jets in the 2014 NFL Draft

2016 - Made Dolphins debut at **Buffalo (12/24)** ... Recorded one assisted special teams tackle ... Downed a P Matt Darr punt at Buffalo's 11-yard line with 4:12 remaining in the fourth quarter ... Signed by the Dolphins from New England's practice squad on 12/19 ... Spent Weeks 7-15 on New England's practice squad.

TREVOR REILLY'S NFL REGULAR SEASON STATISTICS

YEAR	TEAM	GP	GS	TACKLES					YDS	INTERCEPTIONS					FUMBLES		
				TOT	SOLO	ASST	SK			NO	YDS	LG	TD	PD	FF	FR	YDS
2014	N.Y. Jets	14	0	7	3	4	0.0	0.0		0	0	0	0	0	0	0	0
2015	N.Y. Jets	15	0	4	2	2	1.0	7.0		0	0	0	0	0	1	0	0
2016	Miami	1	0	0	0	0	0.0	0.0		0	0	0	0	0	0	0	0
NFL TOTALS		30	0	11	5	6	1.0	7.0		0	0	0	0	0	1	0	0

2016 GAME-BY-GAME STATISTICS

DATE	OPPONENT	P/S	TCK	SOLO	AST	SK	YDS	INT	YDS	PD	FF	FR
9/11	at Seattle											
9/18	at New England											
9/25	CLEVELAND											
9/29	at Cincinnati											
10/9	TENNESSEE											
10/16	PITTSBURGH											
10/23	BUFFALO											
11/6	N.Y. JETS											
11/13	at San Diego											
11/20	at Los Angeles											
11/27	SAN FRANCISCO											
12/4	at Baltimore											
12/11	ARIZONA											
12/17	at N.Y. Jets											
12/24	at Buffalo	1/0	0	0	0	0.0	0.0	0	0	0	0	0
2016 TOTALS		1/0	0	0	0	0.0	0.0	0	0	0	0	0

SINGLE-GAME HIGHS


CAREER HIGHS

Tackles:	2	twice, last: at Buffalo (11/24/14)
Sacks:	1	vs. Cleveland (9/13/15)
Interceptions:	—	
Passes Defensed:	—	
Forced Fumbles:	1	vs. Cleveland (9/13/15)
Fumble Recoveries:	—	

SEASON HIGHS

Tackles:	—
Sacks:	—
Interceptions:	—
Passes Defensed:	—
Forced Fumbles:	—
Fumble Recoveries:	—





87 // WR

RASHAWN SCOTT

HT: 6-2 // WT: 204 // BORN: 1/29/92
 COLLEGE: MIAMI '16 // ACQUIRED: FA, 2016
 NFL: ROOKIE SEASON // DOLPHINS: ROOKIE SEASON

KEY TRANSACTIONS

- Originally signed by the Dolphins as an undrafted college free agent on 5/6/16

2016 - Played on special teams, but did not record any statistics at **Buffalo (12/24)** ... Inactive Weeks 13-15 ... Signed to the active roster on 12/1 ... Spent Weeks 1-12 on Miami's practice squad.

RASHAWN SCOTT'S NFL REGULAR SEASON STATISTICS

YEAR	TEAM	GP	GS	RECEIVING					RUSHING				
				NO	YDS	AVG	LG	TD	ATT	YDS	AVG	LG	TD
2016	Miami	1	0	0	0	0.0	0	0	0	0	0.0	0	0
NFL TOTALS		1	0	0	0	0.0	0	0	0	0	0.0	0	0

2016 GAME-BY-GAME STATISTICS


DATE	OPPONENT	P/S	RECEIVING					RUSHING					W/L	SCORE
			NO	YDS	AVG	LG	TD	ATT	YDS	AVG	LG	TD		
9/11	at Seattle			PRACTICE SQUAD										
9/18	at New England			PRACTICE SQUAD										
9/25	CLEVELAND			PRACTICE SQUAD										
9/29	at Cincinnati			PRACTICE SQUAD										
10/9	TENNESSEE			PRACTICE SQUAD										
10/16	PITTSBURGH			PRACTICE SQUAD										
10/23	BUFFALO			PRACTICE SQUAD										
11/6	N.Y. JETS			PRACTICE SQUAD										
11/13	at San Diego			PRACTICE SQUAD										
11/20	at Los Angeles			PRACTICE SQUAD										
11/27	SAN FRANCISCO			PRACTICE SQUAD										
12/4	at Baltimore			INACTIVE										
12/11	ARIZONA			INACTIVE										
12/17	at N.Y. Jets			INACTIVE										
12/24	at Buffalo	1/0	0	0	0.0	0	0	0	0	0.0	0	0	W	34-31
2016 TOTALS		1/0	0	0	0.0	0	0	0	0	0.0	0	0		

SINGLE-GAME HIGHS

CAREER HIGHS
 Receptions: —
 Receiving Yards: —
 Longest Reception: —
 TD Receptions: —

SEASON HIGHS
 Receptions: —
 Receiving Yards: —
 Longest Reception: —
 TD Receptions: —





80 // TE

DION SIMS

HT: 6-4 // WT: 271 // BORN: 2/18/91
 COLLEGE: MICHIGAN STATE '13 // ACQUIRED: D4B, 2013
 NFL: FOURTH SEASON // DOLPHINS: FOURTH SEASON

KEY TRANSACTIONS

- Originally a fourth-round selection (106th overall) of the Dolphins in the 2013 NFL Draft

receptions for 9 yards (4.5 avg.) and one touchdown vs. **Arizona (12/11)** ... Posted a 7-yard touchdown catch on third-and-4 to extend Miami's lead 14-6 in the second quarter ... Caught three passes for 39 yards (13.0 avg.) at **Baltimore (12/4)** ... Led the team with four receptions for 53 yards (13.3 avg.) and one touchdown in the 31-24 victory vs. **San Francisco (11/27)** ... Caught a 16-yard TD pass in the second quarter to put Miami up 14-7 ... Recorded three receptions for 20 yards (6.7 avg.) in the 14-10 win at **Los Angeles (11/20)** ... Returned to action at **San Diego (11/13)**, but did not record any statistics ... Inactive due to injury Weeks 7-9 ... Started vs. **Pittsburgh (10/16)** ... Caught one pass for 12 yards (12.0 avg.) ... Left the game due to injury in the third quarter ... Recorded one catch for 6 yards vs. **Tennessee (10/9)** ... Started at **Cincinnati (9/29)** ... Recorded one reception for 9 yards ... Tallied four receptions for 45 yards (11.5 avg.) vs. **Cleveland (9/25)** ... Longest catch on the day was an 18-yard pass from QB Ryan Tannehill ... Recorded one catch for 21 yards at **New England (9/18)** ... Played, but did not record any statistics at **Seattle (9/11)**.

DION SIMS' NFL REGULAR SEASON STATISTICS

YEAR	TEAM	GP	GS	RECEIVING					RUSHING				
				NO	YDS	AVG	LG	TD	ATT	YDS	AVG	LG	TD
2013	Miami	15	5	6	32	5.3	8	1	0	0	0.0	0	0
2012	Miami	14	2	24	284	11.8	38	2	0	0	0.0	0	0
2015	Miami	13	4	18	127	7.1	22	1	0	0	0.0	0	0
2016	Miami	13	10	26	256	9.8	28	4	0	0	0.0	0	0
NFL TOTALS		55	21	74	699	9.4	38	8	0	0	0.0	0	0

2016 GAME-BY-GAME STATISTICS

DATE	OPPONENT	P/S	RECEIVING					RUSHING					W/L	SCORE
			NO	YDS	AVG	LG	TD	ATT	YDS	AVG	LG	TD		
9/11	at Seattle	1/0	0	0	0.0	0	0	0	0	0.0	0	0	L	10-12
9/18	at New England	1/0	1	21	21.0	21	0	0	0	0.0	0	0	L	24-31
9/25	CLEVELAND	1/0	4	46	11.5	18	0	0	0	0.0	0	0	W	30-24 (OT)
9/29	at Cincinnati	1/1	1	9	9.0	9	0	0	0	0.0	0	0	L	7-22
10/9	TENNESSEE	1/1	1	6	6.0	6	0	0	0	0.0	0	0	L	17-30
10/16	PITTSBURGH	1/1	1	12	12.0	12	0	0	0	0.0	0	0	W	30-15
10/23	BUFFALO				INACTIVE									
11/6	N.Y. JETS				INACTIVE									
11/13	at San Diego	1/1	0	0	0.0	0	0	0	0	0.0	0	0	W	31-24
11/20	at Los Angeles	1/1	3	20	6.7	9	0	0	0	0.0	0	0	W	14-10
11/27	SAN FRANCISCO	1/1	4	53	13.3	23	1	0	0	0.0	0	0	W	31-24
12/4	at Baltimore	1/1	3	39	13.0	22	0	0	0	0.0	0	0	L	6-38
12/11	ARIZONA	1/1	2	9	4.5	7t	1	0	0	0.0	0	0	W	26-23
12/17	at N.Y. Jets	1/1	4	31	7.8	28	2	0	0	0.0	0	0	W	34-14
12/24	at Buffalo	1/1	2	10	5.0	7	0	0	0	0.0	0	0	W	34-31
2016 TOTALS		13/10	26	256	9.8	28	4	0	0	0.0	0	0		

SINGLE-GAME HIGHS

CAREER HIGHS

Receptions:	4	six times, last: ay N.Y. Jets (12/17/16)
Receiving Yards:	58	at N.Y. Jets (12/1/14)
Longest Reception:	38	at Jacksonville (10/26/14)
TD Receptions:	2	at N.Y. Jets (12/17/16)

SEASON HIGHS

Receptions:	4	three times, last: at N.Y. Jets (12/17/16)
Receiving Yards:	53	vs. San Francisco (11/27/16)
Longest Reception:	28	at N.Y. Jets (12/17/16)
TD Receptions:	2	at N.Y. Jets (12/17/16)





65 // C/G

ANTHONY
STEEN

HT: 6-3 // WT: 313 // BORN: 5/9/90
COLLEGE: ALABAMA '14 // ACQUIRED: FA, 2016
NFL: FIRST SEASON // DOLPHINS: FIRST SEASON

KEY TRANSACTIONS

- Signed by the Dolphins as a free agent on 1/5/16
- Originally signed as an undrafted college free agent by Arizona on 5/12/14

2016 - Appeared on special teams, but did not record any statistics Weeks 15-16 ... Started at center for an injured C Mike Pouncey vs. **Arizona (12/11)** ... Protected QB Ryan Tannehill who completed 15-of-20 (75.0 pct.) passes for 195 yards, three touchdowns and a 124.0 QB rating ... This marked Tannehill's third game of the season with three-plus touchdown passes ... Started at center for an injured C Mike Pouncey at **Baltimore (12/4)** ... QB Ryan Tannehill

completed 29-of-40 passes (72.5 pct.) for 225 yards and one touchdown ... Started at center for an injured C Mike Pouncey vs. **San Francisco (11/27)** ... Played on an o-line that helped QB Ryan Tannehill complete 20-of-30 passes (66.7 pct.) for 285 yards and three touchdowns ... Tannehill also earned a 130.6 QB rating, tied for the second-best mark of his career ... Started at center for an injured C Mike Pouncey at **Los Angeles (11/20)** ... Protected QB Ryan Tannehill, who completed 24-of-34 (70.6 pct.) passes for 172 yards and two touchdowns ... Played on special teams, but did not record any statistics at **San Diego (11/13)** ... Saw action on offense for one snap ... Appeared on special teams, but did not record any statistics Weeks 7-9 ... Played vs. **Pittsburgh (10/16)** ... Entered the game at left guard for three plays in place of an injured G/T Laremy Tunsil ... Saw action on special teams, but did not record any statistics vs. **Tennessee (10/9)** ... Inactive due to injury at **Cincinnati (9/29)** ... Started vs. **Cleveland (9/25)** ... Protected QB Ryan Tannehill who completed 25-of-39 passes (64.1 pct.) for 319 yards and three touchdowns ... Also blocked for a Dolphins run game that rushed for 115 yards and one touchdown on 25 attempts (4.6 avg.) ... Left the game due to injury in the fourth quarter ... Started at **New England (9/18)** ... Helped QB Ryan Tannehill compete 32-of-45 passes for 389 yards and two touchdowns ... O-line did not allow a sack in the game... Also blocked for the Dolphins run game, which totaled 16 attempts for 70 yards (4.4 avg.) and one touchdown ... Appeared in first NFL game and started at **Seattle (9/11)** ... Protected QB Ryan Tannehill who completed 16-of-29 for 186 yards and a 74.8 QB rating.

ANTHONY STEEN'S NFL REGULAR SEASON STATISTICS

GAMES/STARTS: 2016: 14/7

NFL TOTALS: 14/7





10 // WR

KENNY STILLS

HT: 6-0 // WT: 195 // BORN: 4/22/92
 COLLEGE: OKLAHOMA '13 // ACQUIRED: T, 2015 (NO)
 NFL: FOURTH SEASON // DOLPHINS: SECOND SEASON

KEY TRANSACTIONS

- Acquired by the Dolphins in a trade (NO) on 3/13/15
- Originally a fifth-round selection (144th overall) of New Orleans in the 2013 NFL Draft

2016 - Ranks No. 1 in the NFL with 13.4 yards at catch avg. ... Ranks No. 2 in the league with 18.0 yards per reception avg. ... Leads the team with eight receiving touchdowns on the season ... Caught three passes for 35 yards (11.7 avg.) and one touchdown in the 34-31 victory at **Buffalo (12/24)** ... Posted a 6-yard touchdown reception to give Miami a 28-14 lead in the third quarter

... Also served as a game captain ... Recorded one catch for 52 yards and one touchdown in the 34-13 win at **N.Y. Jets (12/17)** ... Hauled in a 52-yard touchdown from QB Matt Moore in the second quarter to give Miami a 13-7 lead ... Caught six passes for 97 yards (16.2 avg.) and one touchdown in the 26-23 victory vs. **Arizona (12/11)** ... Caught a 28-yard touchdown from QB Ryan Tannehill on Miami's first possession, giving the Dolphins a 7-0 lead ... The touchdown was Stills' sixth of the season, setting a new career high ... Also caught a 29-yard strike from QB Matt Moore to place Miami at the Arizona 1-yard line, setting up a K Andrew Franks 21-yard field goal to win the game ... Recorded two receptions for 21 yards (10.5 avg.) at **Baltimore (12/4)** ... Topped both 150 receptions and 2,500 receiving yards in his career ... Talled three receptions for 72 yards (24.0 avg.) and one touchdown in the 31-24 victory vs. **San Francisco (11/27)** ... Caught a 43-yard touchdown pass on third-and-3 in the third quarter, extending Miami's lead 24-14 ... Registered four catches for 33 yards (8.3 avg.) in the 14-10 win at **Los Angeles (11/20)** ... Recorded two receptions for 47 yards (23.5 avg.) and one touchdown in the 31-24 victory at **San Diego (11/13)** ... Hauled in a 39-yard touchdown catch in the second quarter for Miami's first score of the game ... Caught one pass for 11 yards vs. **N.Y. Jets (11/6)** ... Left the game due to illness in the second quarter ... Recorded five receptions for 100 yards (20.0 avg.) and one touchdown in the 28-25 win vs. **Buffalo (10/23)** ... Reached the 100-yard receiving benchmark for the first time this season ... Caught a 66-yard touchdown pass from QB Ryan Tannehill with 2:24 remaining in the fourth quarter to put Miami up 28-17 ... Caught two passes for 12 yards (6.0 avg.) vs. **Pittsburgh (10/16)** ... Played, but did not record any statistics vs. **Tennessee (10/9)** ... Registered one catch for a 74-yard touchdown at **Cincinnati (9/29)** ... His 74-yard touchdown reception came on the second play of the game for the Dolphins offense ... This is his longest reception as a member of the Dolphins and ranks No. 2 in his career ... Recorded five receptions for 76 yards (15.2 avg.) vs. **Cleveland (9/25)** ... Caught a 28-yard pass from QB Ryan Tannehill in the second quarter ... Hauled in two receptions for 39 yards (19.5 avg) and one touchdown at **New England (9/18)** ... His 24-yard touchdown reception came in the third quarter ... Recorded one catch for 16 yards (16.0 avg.) at **Seattle (9/11)**.

KENNY STILLS' NFL REGULAR SEASON STATISTICS

YEAR	TEAM	GP	GS	RECEIVING					RUSHING				
				NO	YDS	AVG	LG	TD	ATT	YDS	AVG	LG	TD
2013	New Orleans	16	10	32	641	20.0	76t	5	3	10	3.3	4	0
2014	New Orleans	15	6	63	931	14.8	69t	3	1	-2	-2.0	-2	0
2015	Miami	16	8	27	440	16.3	47t	3	0	0	0.0	0	0
2016	Miami	15	15	38	685	18.0	74t	8	0	0	0.0	0	0
NFL TOTALS		62	39	160	2,697	16.9	76t	19	4	8	2.0	4	0

2016 GAME-BY-GAME STATISTICS

DATE	OPPONENT	P/S	RECEIVING					RUSHING					W/L	SCORE
			NO	YDS	AVG	LG	TD	ATT	YDS	AVG	LG	TD		
9/11	at Seattle	1/1	1	16	16.0	16	0	0	0	0.0	0	0	L	10-12
9/18	at New England	1/1	2	39	19.5	24t	1	0	0	0.0	0	0	L	24-31
9/25	CLEVELAND	1/1	5	76	15.2	28	0	0	0	0.0	0	0	W	30-24 (OT)
9/29	at Cincinnati	1/1	1	74	74.0	74t	1	0	0	0.0	0	0	L	7-22
10/9	TENNESSEE	1/1	0	0	0.0	0	0	0	0	0.0	0	0	L	17-30
10/16	PITTSBURGH	1/1	2	12	6.0	7	0	0	0	0.0	0	0	W	30-15
10/23	BUFFALO	1/1	5	100	20.0	66t	1	0	0	0.0	0	0	W	28-25
11/6	N.Y. JETS	1/1	1	11	11.0	11	0	0	0	0.0	0	0	W	27-23
11/13	at San Diego	1/1	2	47	23.5	39t	1	0	0	0.0	0	0	W	31-24
11/20	at Los Angeles	1/1	4	33	8.3	15	0	0	0	0.0	0	0	W	14-10
11/27	SAN FRANCISCO	1/1	3	72	24.0	43t	1	0	0	0.0	0	0	W	31-24
12/4	at Baltimore	1/1	2	21	10.5	12	0	0	0	0.0	0	0	L	6-38
12/11	ARIZONA	1/1	6	97	16.2	29	1	0	0	0.0	0	0	W	26-23
12/17	at N.Y. Jets	1/1	1	52	52.0	52t	1	0	0	0.0	0	0	W	34-13
12/24	at Buffalo	1/1	3	35	11.7	17	1	0	0	0.0	0	0	W	34-31
2016 TOTALS		15/15	38	685	18.0	74t	8	0	0	0.0	0	0		



SINGLE-GAME HIGHS


CAREER HIGHS

Receptions:	8	vs. Baltimore (11/24/14)
Receiving Yards:	162	at Pittsburgh (11/30/14)
Longest Reception:	76t	vs. Tampa Bay (12/29/13)
TD Receptions:	2	vs. Buffalo (10/27/13)
Rushes:	1	four times, last: vs. Baltimore (11/24/14)
Rushing Yards:	4	vs. Buffalo (10/27/13)
Longest Rush:	4	vs. Buffalo (10/27/13)

SEASON HIGHS


Receptions:	6	vs. Arizona (12/11/16)
Receiving Yards:	100	vs. Buffalo (10/23/16)
Longest Reception:	74t	at Cincinnati (9/29/16)
TD Receptions:	1	eight times, last: at Buffalo (12/24/16)
Rushes:	–	
Rushing Yards:	–	
Longest Rush:	–	





93 // DT

NDAMUKONG SUH



HT: 6-4 // WT: 305 // BORN: 1/6/87

COLLEGE: NEBRASKA '09 // ACQUIRED: UFA, 2015 (DET.)

NFL: SEVENTH SEASON // DOLPHINS: SECOND SEASON

KEY TRANSACTIONS

- Signed by the Dolphins as an unrestricted free agent on 3/11/15
- Originally a first-round selection (second overall) by Detroit in the 2010 NFL Draft

winning 27-yard field goal ... Set a new career high in tackles with 68 (38 solo) on the season ... Registered five tackles (four solo), three tackles for loss and one fumble recovery in the 34-13 victory at **N.Y. Jets (12/17)** ... Recovered a fumble forced by DE Cameron Wake on third-and-4 in the first quarter ... Served as a game captain ... Recorded four tackles (two solo) and one quarterback hit in the 26-23 win vs. **Arizona (12/11)** ... Also served as a game captain ... Made two assisted tackles and one quarterback hit at **Baltimore (12/4)** ... Served as a game captain ... Recorded three solo tackles, one tackle for loss and two quarterback hits in the 31-24 win vs. **San Francisco (11/27)** ... Tackled QB Colin Kaepernick short of the goal line with LB Kiko Alonso on the final play of the game ... Served as a game captain ... Totaled six tackles (three solo) and one pass defended in the 14-10 victory at **Los Angeles (11/20)** ... Also served as a game captain ... Recorded five tackles (three solo), 0.5 sacks and one pass defended in the 31-24 win at **San Diego (11/13)** ... Split a sack with DE Andre Branch for a loss of 6 yards in the fourth quarter ... Also broke up a QB Philip Rivers pass intended for WR Dontrelle Inman ... Registered five tackles (four solo), one sack and one pass defended in the 27-23 victory vs. **N.Y. Jets (11/6)** ... Sacked QB Ryan Fitzpatrick for a loss of 8 yards on third-and-6 in the fourth quarter, ending the Jets' final drive of the game and forcing a punt ... Also broke up a pass intended for WR Quincy Enunwa in the second quarter on third-and-3, holding the Jets to a field goal ... Served as a game captain ... Recorded two tackles (one solo), one sack, one tackle for loss and four quarterback hits in the 28-25 victory vs. **Buffalo (10/23)** ... Sacked QB Tyrod Taylor for a loss of 6 yards on third-and-6 in the fourth quarter, forcing Buffalo to punt ... Started his 100th career game in the 30-15 win vs. **Pittsburgh (10/16)** ... Made two tackles (one solo) ... Part of a defense that held QB Ben Roethlisberger to 57.1 QB rating, the 15th lowest single-game rating of his career ... Registered one solo tackle vs. **Tennessee (10/9)** ... Recorded five tackles (three solo) and one QBH at **Cincinnati (9/29)** ... Totaled five tackles (three solo), 1.5 sacks, one tackle for loss and one QBH vs. **Cleveland (9/25)** ... His 1.5 sacks on QB Cody Kessler were for a loss of 7.5 yards ... Led the team with 12 tackles (four solo) at **New England (9/18)** ... His 12 tackles on the day were a career high ... Recorded four tackles (two solo), one sack, one tackle for loss, three QBHs and one pass defended at **Seattle (9/11)** ... Sacked QB Russell Wilson for a 13-yard loss in the third quarter ... Reached 300 career total tackles.

NDAMUKONG SUH'S NFL REGULAR SEASON STATISTICS

YEAR	TEAM	GP	GS	TACKLES					INTERCEPTIONS					FUMBLES		
				TOT	SOLO	ASST	SK	YDS	NO	YDS	LG	TD	PD	FF	FR	YDS
2010	Detroit	16	16	66	49	17	10.0	47.5	1	20	20	0	3	1	1	17
2011	Detroit	14	14	36	26	10	4.0	31.0	0	0	0	0	1	0	0	0
2012	Detroit	16	16	34	24	10	8.0	67.0	0	0	0	0	2	0	0	0
2013	Detroit	16	16	49	36	13	5.5	43.5	0	0	0	0	6	1	0	0
2014	Detroit	16	16	53	44	9	8.5	54.5	0	0	0	0	3	0	0	0
2015	Miami	16	16	61	39	22	6.0	41.0	0	0	0	0	5	0	0	0
2016	Miami	15	15	68	38	30	5.0	37.5	0	0	0	0	5	0	1	0
NFL TOTALS		109	109	367	256	111	47.0	322.0	1	20	20	0	25	2	2	17

2016 GAME-BY-GAME STATISTICS

DATE	OPPONENT	P/S	TCK	SOLO	AST	SK	YDS	INT	YDS	PD	FF	FR
9/11	at Seattle	1/1	4	2	2	1.0	13.0	0	0	1	0	0
9/18	at New England	1/1	12	4	8	0.0	0.0	0	0	0	0	0
9/25	CLEVELAND	1/1	5	3	2	1.5	7.5	0	0	0	0	0
9/29	at Cincinnati	1/1	5	3	2	0.0	0.0	0	0	0	0	0
10/9	TENNESSEE	1/1	1	1	0	0.0	0.0	0	0	0	0	0
10/16	PITTSBURGH	1/1	2	1	1	0.0	0.0	0	0	0	0	0
10/23	BUFFALO	1/1	2	1	1	1.0	6.0	0	0	0	0	0
11/6	N.Y. JETS	1/1	5	4	1	1.0	8.0	0	0	1	0	0
11/13	at San Diego	1/1	5	3	2	0.5	3.0	0	0	1	0	0
11/20	at Los Angeles	1/1	6	3	3	0.0	0.0	0	0	1	0	0
11/27	SAN FRANCISCO	1/1	3	3	0	0.0	0.0	0	0	0	0	0
12/4	at Baltimore	1/1	2	0	2	0.0	0.0	0	0	0	0	0
12/11	ARIZONA	1/1	4	2	2	0.0	0.0	0	0	0	0	0
12/17	at N.Y. Jets	1/1	5	4	1	0.0	0.0	0	0	0	0	1
12/24	at Buffalo	1/1	6	3	3	0.0	0.0	0	0	1	0	0
2016 TOTALS		15/15	68	38	30	5.0	37.5	0	0	5	0	1



SINGLE-GAME HIGHS


CAREER HIGHS

Tackles:	12	at New England (9/18/16)
Sacks:	2	five times, last: vs. Hou. (10/25/15)
Interceptions:	1	vs. St. Louis (10/10/10)
Passes Defensed:	2	three times, last: vs. Hou. (10/25/15)
Forced Fumbles:	1	twice, last: vs. Chicago (9/29/13)
Fumble Recoveries:	1	twice, last: at N.Y. Jets (12/17/16)

SEASON HIGHS

Tackles:	12	at New England (9/18/16)
Sacks:	1.5	vs. Cleveland (9/25/16)
Interceptions:	–	
Passes Defensed:	1	five times, last: at Buffalo (12/24/16)
Forced Fumbles:	–	
Fumble Recoveries:	1	at N.Y. Jets (12/17/16)





17 // QB

RYAN TANNEHILL

HT: 6-4 // WT: 216 // BORN: 7/27/88
 COLLEGE: TEXAS A&M '12 // ACQUIRED: D1, 2012
 NFL: FIFTH SEASON // DOLPHINS: FIFTH SEASON

KEY TRANSACTIONS

- Originally a first-round draft selection (eighth overall) of the Dolphins in the 2012 NFL Draft

2016 - Inactive due to injury Weeks 15-16 ... Completed 15-of-20 passes (75.0 pct.) for 195 yards and three touchdowns in the 26-23 victory vs. **Arizona (12/11)** ... Posted a 124.0 QB rating ... Also rushed five times for 20 yards (4.0 avg.) ... Threw for three-plus touchdowns for the third time this season and the 11th time in his career ... Left the game due to injury in the third quarter ... Completed 29-of-40 passes (72.5 pct.) for 225 yards and one touchdown at

Baltimore (12/4) ... Connected with WR DeVante Parker for an 8-yard touchdown in the fourth quarter ... During Miami's six-game winning streak, Tannehill completed 117-of-173 passes (67.6 pct.) for 1,302 yards, nine touchdowns and one interception, earning a 104.7 QB rating ... Completed 20-of-30 passes (66.7 pct.) for 285 yards and three touchdowns in the 31-24 victory vs. **San Francisco (11/27)** ... Posted a 130.6 QB rating, which is tied for the second-best rating in his career ... Also rushed six times for 34 yards (5.7 avg.) ... Hit TE Dion Sims for a 16-yard go-ahead touchdown, giving Miami a 14-7 lead with 2:17 remaining in the second quarter ... This marked the 100th touchdown pass of his career ... Threw a 43-yard strike to WR Kenny Stills in the third quarter, extending Miami's lead to 24-14 ... His third touchdown of the day was a 15-yard catch by WR Leonte Carroo, giving Miami a 31-14 lead ... Completed 24-of-34 (70.1 pct.) passes for 172 yards and two touchdowns in the 14-10 win at **Los Angeles (11/20)** ... Also rushed twice for 19 yards (9.5 avg.) ... This was the 13th come-from-behind win of Tannehill's career and his fourth in the past four games ... In Miami's final two drives, Tannehill completed 12-of-13 throws (92.3 pct.) for 115 yards and two touchdowns ... Became the franchise's all-time leading rusher as a quarterback (1,011 yards), supassing Hall of Fame QB Bob Griese (994) ... Completed 17-of-24 throws (70.1 pct.) for 240 yards and two touchdowns in the 31-24 victory at **San Diego (11/13)** ... Also posted a season-high 130.6 QB rating, the second best in his career ... Completed 17-of-28 (60.7 pct.) passes for 149 yards and one touchdown in the 27-23 win vs. **N.Y. Jets (11/6)** ... Hit TE Dominique Jones for a 1-yard touchdown in the second quarter to go ahead 14-10 before halftime ... Completed 15-of-25 passes (60.0 pct.) for 204 yards, one touchdown and a 99.4 QB rating in the 28-25 victory over **Buffalo (10/23)** ... Rushed six times for 21 yards (3.5 avg.) ... Longest run on the day was for 13 yards in the third quarter, setting up a RB Jay Ajayi 4-yard touchdown run ... Delivered a 66-yard strike for a touchdown to WR Kenny Stills with 2:24 remaining in the fourth quarter, putting Miami up 28-17 ... Marked a career-high five games that Tannehill has hit on a pass of 50-plus yards this season ... He is the only quarterback in the NFL that has five games with a 50-plus yard completion ... Completed 24-of-32 throws for 252 yards (75.0 pct.) and a 97.4 QB rating in the 30-15 victory vs. **Pittsburgh (10/16)** ... Also rushed twice for 3 yards (1.5 avg.) ... His 53-yard pass to TE MarQueis Gray in the second quarter was the longest on the day ... With the win, he moved into sole possession of fourth place on the team's all-time winningest quarterbacks chart ... Completed 12-of-18 passes (66.7 pct.) for 191 yards vs. **Tennessee (10/9)** ... Threw a 58-yard pass to RB Damien Williams in the second quarter, setting up a RB Jay Ajayi 4-yard touchdown run to tie the game ... Also connected with WR DeVante Parker for a 50-yard pass in the third quarter ... This was the fourth game of Tannehill's career with two or more 50-yard completions in the same game ... Completed 15-of-25 passes for 189 yards and one touchdown at **Cincinnati (9/29)** ... Posted a 80.3 QB rating ... Threw a 74-yard touchdown pass to WR Kenny Stills on the second play of the game ... Completed 25-of-39 passes (61.4 pct.) for 319 yards and three touchdowns in the 30-24 (OT) victory vs. **Cleveland (9/25)** ... Posted a 93.9 QB rating ... Also rushed once for 2 yards ... Led a three-play, 44-yard touchdown drive in overtime that won the game ... It was the eighth game-winning drive that Tannehill has led in his career and his first since Nov. 15, 2015 ... Completed 32-of-45 passes (71.1 pct.) for 387 yards and two touchdowns at **New England (9/18)** ... Posted a 93.7 QB rating ... His 387 passing yards and 32 completions both rank No. 3 in his career ... Also rushed six times for 35 yards (5.8 avg.) ... Went 22-of-27 (81.5 pct.) for 273 yards and two touchdowns in the second half ... The 273 second-half passing yards were the most of his career in a single half and tied for the sixth-most in franchise history ... Completed 16-of-29 passes for 186 yards (55.2 pct.) and a 74.8 QB rating at **Seattle (9/11)** ... Also rushed five times for 17 yards (3.4 avg.) and one touchdown ... Scored a 2-yard touchdown run in the fourth quarter with 4:08 remaining in the game ... Completed 4-of-5 passes (80.0 pct.) for 82 yards on a go-ahead drive in the fourth quarter ... Selected by teammates to serve as a team captain for the 2016 season.

RYAN TANNEHILL'S NFL REGULAR SEASON PASSING STATISTICS

YEAR	TEAM	GP	GS	ATT	CMP	PCT	YDS	YDS ATT	TD	INT	LG	SK	YDS LST	RATE
2012	Miami	16	16	484	282	58.3	3,294	6.8	12	13	80t	35	234	76.1
2013	Miami	16	16	588	355	60.4	3,913	6.7	24	17	67	58	399	81.7
2014	Miami	16	16	590	392	66.4	4,045	6.9	27	12	50	46	337	92.8
2015	Miami	16	16	586	363	61.9	4,208	7.2	24	12	54t	45	420	88.7
2016	Miami	13	13	389	261	67.1	2,995	7.7	19	12	74t	29	216	93.5
NFL TOTALS		77	77	2,637	1,653	62.7	18,455	7.0	106	66	80t	213	1,606	86.5

Career Regular Season Record As A Starter: 7-9 in 2012; 8-8 in 2013; 8-8 in 2014; 6-10 in 2015; 8-5 in 2016 for a total of 37-40.

RYAN TANNEHILL'S NFL REGULAR SEASON RUSHING STATISTICS

YEAR	TEAM	NO	YDS	AVG	LG	TD
2012	Miami	49	211	4.3	31	2
2013	Miami	40	238	6.0	48	1
2014	Miami	56	311	5.6	40	1
2015	Miami	32	141	4.4	28	1
2016	Miami	39	164	4.2	18	1
NFL TOTALS		216	1,065	4.9	48	6



2016 GAME-BY-GAME STATISTICS

DATE	OPPONENT	P/S	PASSING								RUSHING				W/L	SCORE
			ATT	CMP	YDS	PCT	TD	INT	LG	SK/YDS	ATT	YDS	LG	TD		
9/11	at Seattle	1/1	29	16	186	55.2	0	0	50	5/36	5	17	11	1	L	10-12
9/18	at New England	1/1	45	32	387	71.1	2	2	33	0/0	6	35	17	0	L	24-31
9/25	CLEVELAND	1/1	39	25	319	64.1	3	2	42t	1/8	1	2	2	0	W	30-24 (OT)
9/29	at Cincinnati	1/1	25	15	189	60.0	1	1	74t	5/29	0	0	0	0	L	7-22
10/9	TENNESSEE	1/1	18	12	191	66.7	0	2	58	6/42	0	0	0	0	L	17-30
10/16	PITTSBURGH	1/1	32	24	252	75.0	0	0	53	0/0	2	3	4	0	W	30-15
10/23	BUFFALO	1/1	25	15	204	60.0	1	0	66t	1/6	6	21	13	0	W	28-25
11/6	N.Y. JETS	1/1	28	17	149	60.7	1	0	24	1/12	2	-3	-1	0	W	27-23
11/13	at San Diego	1/1	24	17	240	70.8	2	0	56	1/9	3	16	18	0	W	31-24
11/20	at Los Angeles	1/1	34	24	172	70.6	2	1	15	4/30	2	19	10	0	W	14-10
11/27	SAN FRANCISCO	1/1	30	20	285	66.7	3	0	46	2/22	6	34	17	0	W	31-24
12/4	at Baltimore	1/1	40	29	226	72.5	1	3	26	2/11	1	0	0	0	L	6-38
12/11	ARIZONA	1/1	20	15	195	75.0	3	1	71	1/11	5	20	4.0	12	W	26-23
12/17	at N.Y. Jets					INACTIVE										
12/24	at Buffalo					INACTIVE										
2016 TOTALS		13/13	389	261	2,995	67.1	19	12	74t	29/216	39	164	18	1		

SINGLE-GAME HIGHS

CAREER HIGHS

Pass Attempts:	58	at N.Y. Jets (11/29/15)
Pass Completions:	35	vs. Minnesota (12/21/14)
Yards Passing:	431	at Arizona (9/30/12)
TD Passes:	4	twice, last: vs. Houston (10/25/15)
Longest Pass:	80t	at Arizona (9/30/12)
Completion Pct. (Min. 10 att.)	94.7	vs. Houston (10/25/15)
Passer Rating:	158.3	vs. Houston (10/25/15)
Rush Attempts:	8	vs. Jacksonville (12/16/12)
Rushing Yards:	56	at Pittsburgh (12/8/13)
Long Run:	48	at Pittsburgh (12/8/13)
Rushing TDs:	1	six times, last: at Seattle (9/11/16)

SEASON HIGHS

Pass Attempts:	45	at New England (9/18/16)
Pass Completions:	32	at New England (9/18/16)
Yards Passing:	389	at New England (9/18/16)
TD Passes:	3	three times, last: vs. Arizona (12/11/16)
Longest Pass:	74t	at Cincinnati (9/29/16)
Completion Pct. (Min. 10 att.)	75.0	vs. Pittsburgh (10/16/16)
Passer Rating:	130.6	twice, last: vs. San Francisco (11/27/16)
Rush Attempts:	6	three times, last: vs. SF (11/27/16)
Rushing Yards:	35	at New England (9/18/16)
Long Run:	18	at San Diego (11/13/16)
Rushing TDs:	1	at Seattle (9/11/16)





31 // S

MICHAEL THOMAS

HT: 5-11 // WT: 193 // BORN: 3/17/90
 COLLEGE: STANFORD '12 // ACQUIRED: FA, 2013
 NFL: FOURTH SEASON // DOLPHINS: FOURTH SEASON

KEY TRANSACTIONS

- Signed by the Dolphins off San Francisco's practice squad on 12/10/13
- Signed by San Francisco as an undrafted college free agent on 5/4/12

2016 - First in the NFL with 19 special teams tackles ... Made a season-high 8 tackles (seven solo), one tackle for loss and one quarterback hit in the 34-31 win at **Buffalo (12/24)** ... Forced RB Mike Gillislee to fumble on a kickoff return in the second quarter ... Also served as a game captain ... Made one solo tackle at **N.Y. Jets (12/17)** ... Tallied two tackles (one solo) vs. **Arizona (12/11)** ... Also made one special teams tackle ... Recorded a season-high six tackles (four solo) and his first career fumble recovery at **Baltimore (12/4)** ... Also made one special teams tackle ... Recovered a loose ball, returning it 27 yards in the fourth quarter ... Logged one pass defended vs. **San Francisco (11/27)** ... Broke up a QB Colin Kaepernick pass intended for TE Vance McDonald in the first quarter ... Leads the NFL with 14 special teams tackles ... Recorded two special teams tackles at **Los Angeles (11/20)** ... Tallied two tackles (one solo) in the 31-24 win at **San Diego (11/13)** ... Also totaled two special teams tackles ... Made one solo tackle and one quarterback hit vs. **N.Y. Jets (11/6)** ... Also recorded one special teams tackle ... Started vs. **Buffalo (10/23)** ... Totaled three tackles (two solo) ... Also made one assisted special teams tackle ... Recorded one solo tackle vs. **Pittsburgh (10/16)** ... Also made one special teams tackle ... Registered three tackles (two solo) and one tackle for loss vs. **Tennessee (10/9)** ... Also made three special teams tackles (two solo) ... Tallied three tackles (two solo) at **Cincinnati (9/29)** ... Also made one special teams tackle and one assisted special teams tackle ... Recorded one solo tackle vs. **Cleveland (9/25)** ... Also tallied one special teams tackle ... Registered three tackles (two solo), one sack and a forced fumble at **New England (9/18/16)** ... Sacked QB Jacoby Brissett for a loss of 8 yards and a forced fumble in the fourth quarter ... The forced fumble and sack were both the first of his career ... Recorded one assisted tackle at **Seattle (9/11)** ... Also registered one special teams tackle ... Serves as a season-long captain for the Dolphins.

MICHAEL THOMAS' NFL REGULAR SEASON STATISTICS

YEAR	TEAM	GP	GS	TACKLES					INTERCEPTIONS					FUMBLES		
				TOT	SOLO	ASST	SK	YDS	NO	YDS	LG	TD	PD	FF	FR	YDS
2012	San Francisco			PRACTICE SQUAD												
2013	Miami	3	0	2	2	0	0.0	0.0	1	0	0	0	2	0	0	0
2014	Miami	8	2	8	6	2	0.0	0.0	0	0	0	0	0	0	0	0
2015	Miami	16	13	71	56	15	0.0	0.0	0	0	0	0	2	0	0	0
2016	Miami	15	7	35	25	10	1.0	14.0	0	0	0	0	1	1	1	0
NFL TOTALS		42	22	116	89	27	1.0	14.0	1	0	0	0	5	1	1	0

2016 GAME-BY-GAME STATISTICS

DATE	OPPONENT	P/S	TCK	SOLO	AST	SK	YDS	INT	YDS	PD	FF	FR
9/11	at Seattle	1/1	1	0	1	0.0	0.0	0	0	0	0	0
9/18	at New England	1/0	3	2	1	1.0	14.0	0	0	0	1	0
9/25	CLEVELAND	1/1	1	1	0	0.0	0.0	0	0	0	0	0
9/29	at Cincinnati	1/0	3	2	1	0.0	0.0	0	0	0	0	0
10/9	TENNESSEE	1/0	3	2	1	0.0	0.0	0	0	0	0	0
10/16	PITTSBURGH	1/0	1	1	0	0.0	0.0	0	0	0	0	0
10/23	BUFFALO	1/1	3	2	1	0.0	0.0	0	0	0	0	0
11/6	N.Y. JETS	1/1	1	1	0	0.0	0.0	0	0	0	0	0
11/13	at San Diego	1/1	2	1	1	0.0	0.0	0	0	0	0	0
11/20	at Los Angeles	1/1	0	0	0	0.0	0.0	0	0	0	0	0
11/27	SAN FRANCISCO	1/0	0	0	0	0.0	0.0	0	0	1	0	0
12/4	at Baltimore	1/0	6	4	2	0.0	0.0	0	0	0	0	1
12/11	ARIZONA	1/0	2	1	1	0.0	0.0	0	0	0	0	0
12/17	at N.Y. Jets	1/0	1	1	0	0.0	0.0	0	0	0	0	0
12/24	at Buffalo	1/1	8	7	1	0.0	0.0	0	0	0	0	0
2016 TOTALS		15/7	35	25	10	1.0	14.0	0	0	1	1	1

SINGLE-GAME HIGHS

CAREER HIGHS

Tackles: 11 at San Diego (12/20/15)
Sacks: 1 at New England (9/18/16)
Interceptions: 1 vs. New England (12/15/13)
Passes Defended: 2 vs. New England (12/15/13)
Forced Fumbles: 1 twice, last: at Buffalo (12/24/16)
Fumble Recoveries: 1 at Baltimore (12/4/16)

SEASON HIGHS

Tackles: 8 at Buffalo (12/24/16)
Sacks: 1 at New England (9/18/16)
Interceptions: –
Passes Defended: 1 vs. San Francisco (11/27/16)
Forced Fumbles: 1 twice, last: at Buffalo (12/24/16)
Fumble Recoveries: 1 at Baltimore (12/4/16)





67 // G/T

LAREMY
TUNSIL

HT: 6-5 // WT: 316 // BORN: 8/2/94
COLLEGE: MISSISSIPPI '16 // ACQUIRED: D1, 13
NFL: ROOKIE SEASON // DOLPHINS: ROOKIE SEASON

KEY TRANSACTIONS


- Originally a first-round draft selection (13th overall) of the Dolphins in the 2016 NFL Draft

236 yards and a career-high four touchdowns ... Moore also earned a 126.2 QB rating, the fourth highest of his career ... Started vs. **Arizona (12/11)** ... Protected QB Ryan Tannehill who completed 15-of-20 (75.0 pct.) passes for 195 yards, three touchdowns and a 124.0 QB rating ... This marked Tannehill's third game of the season with three-plus touchdown passes ... Started at **Baltimore (12/4)** ... QB Ryan Tannehill completed 29-of-40 passes (72.5 pct.) for 225 yards and one touchdown ... Inactive due to injury vs. **San Francisco (11/27)** ... Started at left tackle for an injured T Branden Albert at **Los Angeles (11/20)** ... Protected QB Ryan Tannehill, who completed 24-of-34 (70.6 pct.) passes for 172 yards and two touchdowns ... Started in the 31-24 win at **San Diego (11/13)** ... Moved to left tackle for 11 plays in place of an injured T Branden Albert before returning to left guard ... QB Ryan Tannehill completed 17-of-24 throws (70.1 pct.) for 240 yards and two touchdowns ... Tannehill posted a season high 130.6 QB rating ... Also blocked for a run game that amassed 106 yards (4.2 avg.) and one touchdown on 25 attempts ... Started in the 27-23 victory vs. **N.Y. Jets (11/6)** ... Protected QB Ryan Tannehill who completed 17-of-28 (60.7 pct.) passes for 149 yards and one touchdown ... Also blocked for RB Jay Ajayi who carried the ball 24 times for 111 yards (4.6 avg.) and one touchdown ... This was the third consecutive game Ajayi topped the 100-yard rushing mark ... Started in the 28-25 win vs. **Buffalo (10/23)** ... Protected QB Ryan Tannehill who completed 15-of-25 passes (60 pct.) for 204 yards and one touchdown ... Tannehill also posted a 99.4 QB rating on the day ... Blocked for RB Jay Ajayi who rushed for a career-high 214 yards, the third most in a single game in franchise history ... Started vs. **Pittsburgh (10/16)** ... Protected QB Ryan Tannehill who completed 24-of-32 throws (75.0 pct.), earning a 97.4 QB rating ... Part of an o-line that did not allow a sack on the day ... Also blocked for RB Jay Ajayi who rushed for 204 yards, the fourth-most in a single game in team history ... Inactive due to injury vs. **Tennessee (10/9)** ... Started at left tackle at **Cincinnati (9/29)** ... Became the first offensive lineman in franchise history to start at least one game at guard and tackle in his rookie season ... Protected QB Ryan Tannehill's blindside as he completed 15-of-25 passes (60 pct.) for 189 yards and one touchdown ... Started vs. **Cleveland (9/25)** ... Protected QB Ryan Tannehill who completed 25-of-39 passes (64.1 pct.) for 319 yards and three touchdowns ... Also blocked for a Dolphins run game that rushed for 115 yards and one touchdown on 25 attempts (4.6 avg.) ... Started at **New England (9/18)** ... Protected QB Ryan Tannehill, who completed 32-of-45 passes for 389 yards and two touchdowns ... O-line did not allow a sack in the game... Also blocked for the Dolphins run game, which totaled 16 attempts for 70 yards (4.4 avg.) and one touchdown ... Made NFL and Dolphins debut as a starter at **Seattle (9/11)** ... Played left guard and protected QB Ryan Tannehill who completed 16-of-29 passes for 186 yards.

LAREMY TUNSIL'S NFL REGULAR SEASON STATISTICS

GAMES/STARTS: 2016: 13/13

NFL TOTALS: 13/13



60 // C/G

KRAIG
URBIK

HT: 6-5 // WT: 334 // BORN: 9/23/85
COLLEGE: WISCONSIN '09 // ACQUIRED: FA, 2016
NFL: EIGHTH SEASON // DOLPHINS: EIGHTH SEASON

KEY TRANSACTIONS

- Signed by the Dolphins as a free agent on 3/22/16
- Originally a third-round selection (79th overall) of the Steelers in the 2009 NFL Draft


2016 - Started at center in the 34-31 win at **Buffalo (12/24)** ... Blocked for RB Jay Ajayi who rushed a career-high 32 times for 206 yards (6.4 avg.) and one touchdown ... Also protected QB Matt Moore who completed 16-of-30 passes (53.3 pct.) for 233 yards and two touchdowns ... O-line did not allow a sack on the day ... Started at center in the 34-13 victory at **N.Y. Jets (12/17)**

... Protected QB Matt Moore in his first start since 2011 ... Moore completed 12-of-18 (66.7 pct.) throws for 236 yards and a career-high four touchdowns ... Moore also earned a 126.2 QB rating, the fourth highest of his career ... Appeared on special teams, but did not record any statistics Weeks 13-14 ... Started at left guard for an injured G/T Laremy Tunsil vs. **San Francisco (11/27)** ... Played on an o-line that helped QB Ryan Tannehill complete 20-of-30 passes (66.7 pct.) for 285 yards and three touchdowns ... Tannehill also earned a 130.6 QB rating, tied for the second-best mark of his career ... Started at left guard at **Los Angeles (11/20)** ... Protected QB Ryan Tannehill, who completed 24-of-34 (70.6 pct.) passes for 172 yards and two touchdowns ... Played at **San Diego (11/13)** ... Entered the game at left guard for 11 plays in place of G/T Laremy Tunsil who moved to left tackle ... Also appeared on special teams ... Played on special teams vs., but did not record any statistics Weeks 1-2, 5 and 7-9 ... Played vs. **Pittsburgh (10/16)** ... Entered the game at right guard for six plays ... Started at center at **Cincinnati (9/29)** ... Protected QB Ryan Tannehill, who completed 15-of-25 passes (60 pct.) for 189 yards and one touchdown ... Entered the game at center due to C/G Anthony Steen injury's in the fourth quarter vs. **Cleveland (9/25)** ... Protected QB Ryan Tannehill who completed 25-of-39 passes (64.1 pct.) for 319 yards and three touchdowns ... Also blocked for a Dolphins run game that rushed for 115 yards and one touchdown on 25 attempts (4.6 avg.).

KRAIG URBIK'S NFL REGULAR SEASON STATISTICS


GAMES/STARTS: (Buffalo) 2010: 10/2, 2011: 13/13, 2012: 13/13, 2013: 16/16, 2014: 16/9, 2015: 16/4, (Miami) 2016: 15/5 **NFL TOTALS: 99/62**





91 // DE

CAMERON WAKE



HT: 6-3 // WT: 263 // BORN: 1/30/82

COLLEGE: PENN STATE '05 // ACQUIRED: FA, 2009

NFL: EIGHTH SEASON // DOLPHINS: EIGHTH SEASON

KEY TRANSACTIONS

- Signed as a free agent by the Dolphins on 1/19/09
- Originally signed with the Giants as an undrafted college free agent on 5/6/05

2016 - Selected to start for the AFC in the 2017 Pro Bowl, his fifth selection (2010, 2012-16) ... Tied for second in the AFC and tied for fourth in the NFL with 11.5 sacks ... Now has 81.5 career sacks, moving him into a tie for second place (Pittsburgh LB James Harrison) among undrafted players in NFL history ... The 81.5 sacks also moves him in front of former Dolphins DE/LB Jason Taylor for

the most sacks by a Dolphins player in their first eight seasons with the team ... Wake is one of three NFL players (DE Julius Peppers, 2015 and DE John Abraham, 2012-13) in the past decade to have a double-digit sack season at age 34 or older ... His nine forced fumbles since the start of the 2015 season lead the NFL ... Tallied three tackles (two solo), one sack, one tackle for loss and one quarterback hit in the 34-31 victory at **Buffalo (12/24)** ... Sacked QB Tyrod Taylor for a loss of 12 yards on third-and-10, forcing Buffalo to punt ... Recorded two solo tackles, one sack, three quarterback hits, one interception, one pass defended and one forced fumble in the 34-13 win at **N.Y. Jets (12/17)** ... Had a strip-sack of QB Bryce Petty on third-and-4 in the first quarter ... Recorded his first career interception, returning it for 12 yards in the second quarter ... He is the first Dolphins defensive lineman with a forced fumble and interception in the same game since 2006, when DE Jason Taylor did it twice (11/5/06 at Chicago and 11/19/06 vs. Minnesota) ... Made two solo tackles, one sack, one tackle for loss, four quarterback hits and one forced fumble vs. **Arizona (12/11)** ... Forced a RB David Johnson fumble in the first quarter ... Sacked QB Carson Palmer for a loss of 9 yards on third-and-2 in the second quarter, pushing back a field goal attempt that was ultimately missed ... Logged one assisted tackle, one quarterback hit and one pass defended at **Baltimore (12/4)** ... Tallied three tackles (two solo), one sack and two quarterbacks hits in the 31-24 win vs. **San Francisco (11/27)** ... Sacked QB Colin Kaepernick for a loss of 9 yards on third-and-3 in the third quarter, forcing the 49ers to punt ... Recorded two solo tackles, one sack, two quarterback hits and one tackle for loss in the 14-10 victory at **Los Angeles (11/20)** ... Sacked QB Jared Goff on third-and-4 for a loss of 9 yards with 2:32 remaining in the second quarter, forcing the Rams to punt ... Registered three solo tackles and two sacks in the 31-24 win at **San Diego (11/13)** ... Combined with DE Mario Williams to sack QB Philip Rivers for a loss of 3 yards in the third quarter ... Totaled four solo tackles, two sacks and two forced fumbles in the 27-23 victory vs. **N.Y. Jets (11/6)** ... Recorded two strip-sacks on QB Ryan Fitzpatrick in the first half ... This was his 15th career game with two-or-more sacks, which ranks No. 2 in team history behind DE/LB Jason Taylor (25) ... Started vs. **Buffalo (10/23)** ... Recorded two tackles (one solo), 1.5 sacks, one tackle for loss and two quarterback hits ... Sacked QB Tyrod Taylor for a loss of 5 yards on third-and-12 in the first quarter, forcing Buffalo to punt ... Split a sack with DE Andre Branch for a loss of 6 yards in the fourth quarter ... Made first start of the season vs. **Pittsburgh (10/16)** ... Registered two tackles (one solo tackle) and a half sack ... Split a sack with DE Andre Branch on third down for a loss of 4.5 yards, forcing the Steelers to punt ... Tallied two solo tackles vs. **Tennessee (10/9)** ... Played, but did not record any statistics at **Cincinnati (9/29)** ... Recorded two tackles (one solo), one sack and one forced fumble vs. **Cleveland (9/25)** ... Sacked QB Cody Kessler for a loss of 7 yards in the first quarter and forced a fumble that was recovered by DE Jason Jones ... Played at **New England (9/18)** ... Recorded one QBH at **Seattle (9/11)** ... Elected by teammates to serve as a season-long team captain.

CAMERON WAKE'S NFL REGULAR SEASON STATISTICS

YEAR	TEAM	GP	GS	TACKLES					YDS	INTERCEPTIONS					FUMBLES		
				TOT	SOLO	ASST	SK			NO	YDS	LG	TD	PD	FF	FR	YDS
2009	Miami	14	1	11	10	1	5.5	28.5		0	0	0	0	1	1	0	0
2010	Miami	16	16	57	48	9	14.0	89.5		0	0	0	0	4	3	0	0
2011	Miami	16	14	42	37	5	8.5	47.5		0	0	0	0	2	0	0	0
2012	Miami	16	16	53	38	15	15.0	92.0		0	0	0	0	1	3	0	0
2013	Miami	15	15	37	29	8	8.5	56.0		0	0	0	0	0	2	1	0
2014	Miami	16	16	38	32	6	11.5	59.5		0	0	0	0	3	3	1	0
2015	Miami	7	7	9	7	2	7.0	39.0		0	0	0	0	1	4	0	0
2016	Miami	15	10	28	21	7	11.5	90.5		1	12	12	0	2	5	0	0
NFL TOTALS		115	95	275	222	53	81.5	502.5		1	12	12	0	14	21	2	0

CBS Sports' Jason La Canfora on DE Cameron Wake: "One award that's locked up, in my opinion? Cameron Wake is the Comeback Player of the Year. He is still as beastly as any pass rusher in the game, and to play how he has while coming off last year's injury at his age is beyond special."





2016 GAME-BY-GAME STATISTICS

DATE	OPPONENT	P/S	TCK	SOLO	AST	SK	YDS	INT	YDS	PD	FF	FR
9/11	at Seattle	1/0	0	0	0	0.0	0.0	0	0	0	0	0
9/18	at New England	1/0	0	0	0	0.0	0.0	0	0	0	0	0
9/25	CLEVELAND	1/0	2	1	1	1.0	7.0	0	0	0	1	0
9/29	at Cincinnati	1/0	0	0	0	0.0	0.0	0	0	0	0	0
10/9	TENNESSEE	1/0	2	2	0	0.0	0.0	0	0	0	0	0
10/16	PITTSBURGH	1/1	2	1	1	0.5	4.5	0	0	0	0	0
10/23	BUFFALO	1/1	2	1	1	1.5	8.0	0	0	0	0	0
11/6	N.Y. JETS	1/1	4	4	0	2.0	12.0	0	0	0	2	0
11/13	at San Diego	1/1	3	3	0	1.5	7.0	0	0	0	0	0
11/20	at Los Angeles	1/1	2	2	0	1.0	9.0	0	0	0	0	0
11/27	SAN FRANCISCO	1/1	3	2	1	1.0	9.0	0	0	0	0	0
12/4	at Baltimore	1/1	1	0	1	0.0	0.0	0	0	1	0	0
12/11	ARIZONA	1/1	2	2	0	1.0	9.0	0	0	0	1	0
12/17	at N.Y. Jets	1/1	2	2	0	1.0	11.0	1	12	1	1	0
12/24	at Buffalo	1/1	3	2	1	1.0	12.0	0	0	0	0	0
2016 TOTALS		15/10	28	21	7	11.5	90.5	1	12	2	5	0

SINGLE-GAME HIGHS

CAREER HIGHS

Tackles:	8	at Baltimore (11/7/10)
Sacks:	4.5	at Arizona (9/30/12)
Interceptions:	1	at N.Y. Jets (12/17/16)
Passes Defensed:	2	at Buffalo (9/12/10)
Forced Fumbles:	2	four times, last: vs. N.Y. Jets (11/6/16)
Fumble Recoveries:	1	twice, last: at Chicago (10/19/14)

SEASON HIGHS

Tackles:	4	vs. N.Y. Jets (11/6/16)
Sacks:	2	vs. N.Y. Jets (11/6/16)
Interceptions:	1	at N.Y. Jets (12/17/16)
Passes Defensed:	1	twice, last: at N.Y. Jets (12/17/16)
Forced Fumbles:	2	vs. N.Y. Jets (11/6/16)
Fumble Recoveries:	—	



26 // RB

DAMIEN
WILLIAMS

HT: 5-11 // WT: 228 // BORN: 4/3/92
COLLEGE: OKLAHOMA '14 // ACQUIRED: FA, 2014
NFL: THIRD SEASON // DOLPHINS: THIRD SEASON

KEY TRANSACTIONS

- Originally signed by the Dolphins as an undrafted college free agent on 5/12/14

in the third quarter ... Rushed once for 1 yard and recorded two receptions for 8 yards (4.0 avg.) at **Baltimore (12/4)** ... Carried the ball once for 7 yards and had two receptions for 11 yards (5.5 avg.) vs. **San Francisco (11/27)** ... Recorded one special teams tackle at **Los Angeles (11/20)** ... Also served as a game captain ... Rushed twice for 2 yards (1.0 avg.) and one touchdown in the 31-24 win at **San Diego (11/13)** ... Also caught one pass for 18 yards and a touchdown ... Scored a 2-yard go-ahead touchdown run in the third quarter to put Miami up 14-10 ... Also caught an 18-yard touchdown pass with 1:43 remaining in the third quarter to extend Miami's lead 21-17 ... Carried the ball five times for a season-high 29 yards (5.8 avg.) in the 27-23 win vs. **N.Y. Jets (11/6)** ... Also caught two passes for 20 yards (10.0 avg.) ... Longest run was for a career-high 23 yards ... Rushed four times for 16 yards (4.0 avg.) and one touchdown in the 28-25 win vs. **Buffalo (10/23)** ... Scored a 12-yard go-ahead touchdown with 3:56 remaining in the fourth quarter, putting Miami up 21-17 ... Carried the ball six times for 12 yards (2.0 avg.) and one touchdown in the 30-15 win vs. **Pittsburgh (10/16)** ... Also had two receptions for five yards (2.5 avg.) ... Scored first career rushing touchdown on a 1-yard run in the second quarter to put the Dolphins up 16-8 ... Rushed once for 3 yards vs. **Tennessee (10/9)** ... Also caught two passes for 67 yards (33.5 avg.) ... His 58-yard reception in the second quarter was a career high and set up a touchdown drive for Miami ... Carried the ball twice for 9 yards (4.5 avg.) at **Cincinnati (9/29)** ... Also caught one pass for 6 yards ... Rushed once for 15 yards vs. **Cleveland (9/25)** ... Recorded three receptions for 10 yards (3.3 avg.) and one touchdown ... His 10-yard touchdown reception from QB Ryan Tannehill came in the fourth quarter to extend Miami's lead ... Inactive at **New England (9/18)** ... Rushed twice for 9 yards (4.5 avg.) at **Seattle (9/11)** ... Also recorded one catch for 29 yards and returned one kickoff for 17 yards.

DAMIEN WILLIAMS' NFL REGULAR SEASON STATISTICS

YEAR	TEAM	GP	GS	RUSHING					RECEIVING				
				ATT	YDS	AVG	LG	TD	NO	YDS	AVG	LG	TD
2014	Miami	16	0	36	122	3.4	19	0	21	187	8.9	32	1
2015	Miami	16	0	16	59	3.7	19	0	21	142	6.8	23	1
2016	Miami	14	0	33	110	3.3	23	3	20	226	11.3	58	3
NFL TOTALS		46	0	85	291	3.4	23	3	62	555	9.0	58	5

2016 GAME-BY-GAME STATISTICS


DATE	OPPONENT	P/S	RUSHING					RECEIVING					W/L	SCORE
			ATT	YDS	AVG	LG	TD	NO	YDS	AVG	LG	TD		
9/11	at Seattle	1/0	2	9	4.5	5	0	1	29	29.0	29	0	L	10-12
9/18	at New England		INACTIVE											
9/25	CLEVELAND	1/0	1	15	15.0	15	0	3	10	3.3	10t	1	W	30-24 (OT)
9/29	at Cincinnati	1/0	2	9	4.5	7	0	1	6	6.0	6	0	L	7-22
10/9	TENNESSEE	1/0	1	3	3.0	3	0	2	67	33.5	58	0	L	17-30
10/16	PITTSBURGH	1/0	6	12	2.0	10	1	2	5	2.5	5	0	W	30-15
10/23	BUFFALO	1/0	4	16	4.0	12t	1	0	0	0.0	0	0	W	28-25
11/6	N.Y. JETS	1/0	5	29	5.8	23	0	2	20	10.0	19	0	W	27-23
11/13	at San Diego	1/0	2	2	1.0	2t	1	1	18	18.0	18t	1	W	31-24
11/20	at Los Angeles	1/0	0	0	0.0	0	0	0	0	0.0	0	0	W	14-10
11/27	SAN FRANCISCO	1/0	1	7	7.0	7	0	2	11	5.5	6	0	W	31-24
12/4	at Baltimore	1/0	1	1	1.0	1	0	2	8	4.0	6	0	L	6-38
12/11	ARIZONA	1/0	5	7	1.4	5	0	2	1	0.5	3t	1	W	26-23
12/17	at N.Y. Jets	1/0	3	0	0.0	0	0	0	0	0.0	0	0	W	34-13
12/24	at Buffalo	1/0	0	0	0.0	0	0	2	51	25.5	44	0	W	34-31
2016 TOTALS		14/0	33	110	3.3	23	3	20	226	11.3	58	3		



SINGLE-GAME HIGHS

CAREER HIGHS			SEASON HIGHS		
Rushes:	11	vs. San Diego (11/2/14)	Rushes:	6	vs. Pittsburgh (10/16/16)
Rushing Yards:	34	at Detroit (11/9/14)	Rushing Yards:	29	vs. N.Y. Jets (11/6/16)
Longest Run:	23	vs. N.Y. Jets (11/6/16)	Longest Run:	23	vs. N.Y. Jets (11/6/16)
TD Runs:	1	three times, last: at San Diego (11/13/16)	TD Runs:	1	three times, last: at San Diego (11/13/16)
Receptions:	6	vs. Minnesota (12/21/14)	Receptions:	3	vs. Cleveland (9/25/16)
Receiving Yards:	67	vs. Tennessee (10/9/16)	Receiving Yards:	67	vs. Tennessee (10/9/16)
Longest Reception:	58	vs. Tennessee (10/9/16)	Longest Reception:	58	vs. Tennessee (10/9/16)
TD Receptions:	1	five times, last: vs. Arizona (12/11/16)	TD Receptions:	1	three times, last: vs. Arizona (12/11/16)





94 // DE

MARIO WILLIAMS

HT: 6-6 // WT: 300 // BORN: 1/31/85
 COLLEGE: NORTH CAROLINA STATE '06 // ACQUIRED: FA, 2016
 NFL: 11TH SEASON // DOLPHINS: FIRST SEASON

KEY TRANSACTIONS

- Signed as a free agent by the Dolphins on 3/9/16
- Originally a first-round draft selection (1st overall) of Houston in the 2006 NFL Draft

2016 - Played, but did not record any statistics Weeks 9, 13 and 15-16 ... Inactive due to injury Weeks 11 and 14 ... Made one assisted tackle vs. **San Francisco (11/27)** ... Left the game due to illness in the third quarter ... Recorded two tackles (one solo) and 0.5 sacks at **San Diego (11/13)** ... Recorded two solo tackles, two tackles for loss and one quarterback hit in the 28-25 victory vs.

Buffalo (10/23) ... Tackled RB Mike Gillislee on a direct snap for a loss of 10 yards in the fourth quarter ... Made one solo tackle vs. **Pittsburgh (10/16)** ... Played, but did not record any statistics vs. **Tennessee (10/9)** ... Recorded three tackles (two solo) and one pass defended at **Cincinnati (9/29)** ... Broke up a QB Andy Dalton pass intended for WR Tyler Boyd in the first quarter ... Tallied one solo tackle, one tackle for loss and one QBH vs. **Cleveland (9/25)** ... Registered one solo tackle at **New England (9/18)** ... Made Dolphins debut and started at **Seattle (9/11)** ... Recorded two tackles (one solo), one sack, one tackle for loss and one QBH ... Sacked QB Russell Wilson for a 5-yard loss in the first quarter.

MARIO WILLIAMS' NFL REGULAR SEASON STATISTICS

YEAR	TEAM	GP	GS	TACKLES					INTERCEPTIONS					FUMBLES		
				TOT	SOLO	ASST	SK	YDS	NO	YDS	LG	TD	PD	FF	FR	YDS
2006	Houston	16	16	47	35	12	4.5	20.5	0	0	0	0	4	1	1	0
2007	Houston	16	16	59	43	16	14.0	82.5	0	0	0	0	1	2	1	38
2008	Houston	16	16	53	44	9	12.0	82.0	0	0	0	0	0	4	0	0
2009	Houston	16	16	43	38	5	9.0	52.0	0	0	0	0	3	2	1	0
2010	Houston	13	13	28	22	6	8.5	54.5	0	0	0	0	2	1	0	0
2011	Houston	5	5	11	10	1	5.0	29.0	0	0	0	0	1	1	0	0
2012	Buffalo	16	16	46	37	9	10.5	51.0	0	0	0	0	4	2	2	0
2013	Buffalo	16	16	38	28	10	13.0	77.5	0	0	0	0	3	1	0	0
2014	Buffalo	16	16	42	36	6	14.5	74.5	0	0	0	0	2	2	0	0
2015	Buffalo	15	15	19	15	4	5.0	28.0	0	0	0	0	0	0	0	0
2016	Miami	13	5	13	9	4	1.5	9.0	0	0	0	0	1	0	0	0
NFL TOTALS		158	150	399	317	82	97.5	560.5	0	0	0	0	21	16	5	38

2016 GAME-BY-GAME STATISTICS

DATE	OPPONENT	P/S	TCK	SOLO	AST	SK	YDS	INT	YDS	PD	FF	FR
9/11	at Seattle	1/1	2	1	1	1.0	5.0	0	0	0	0	0
9/18	at New England	1/1	1	1	0	0.0	0.0	0	0	0	0	0
9/25	CLEVELAND	1/1	1	1	0	0.0	0.0	0	0	0	0	0
9/29	at Cincinnati	1/1	3	2	1	0.0	0.0	0	0	1	0	0
10/9	TENNESSEE	1/1	0	0	0	0.0	0.0	0	0	0	0	0
10/16	PITTSBURGH	1/0	1	1	0	0.0	0.0	0	0	0	0	0
10/23	BUFFALO	1/0	2	2	0	0.0	0.0	0	0	0	0	0
11/6	N.Y. JETS	1/0	0	0	0	0.0	0.0	0	0	0	0	0
11/13	at San Diego	1/0	2	1	1	0.5	4.0	0	0	0	0	0
11/20	at Los Angeles						INACTIVE					
11/27	SAN FRANCISCO	1/0	1	0	1	0.0	0.0	0	0	0	0	0
12/4	at Baltimore	1/0	0	0	0	0.0	0.0	0	0	0	0	0
12/11	ARIZONA	1/0	0	0	0	0.0	0.0	0	0	0	0	0
12/17	at N.Y. Jets	1/0	0	0	0	0.0	0.0	0	0	0	0	0
12/24	at Buffalo	1/0	0	0	0	0.0	0.0	0	0	0	0	0
2016 TOTALS		13/5	13	9	4	1.5	9.0	0	0	1	0	0

SINGLE-GAME HIGHS


CAREER HIGHS

Tackles: 7 four times, last: at Houston (11/4/12)
Sacks: 4.5 vs. Carolina (9/15/13)
Interceptions: —
Passes Defended: 2 at Washington (9/19/10)
Forced Fumbles: 1 16 times, last: vs. GB (12/14/14)
Fumble Recoveries: 1 five times, last: vs. Jax. (12/2/12)

SEASON HIGHS

Tackles: 3 at Cincinnati (9/29/16)
Sacks: 1 at Seattle (9/11/16)
Interceptions: —
Passes Defended: 1 at Cincinnati (9/29/16)
Forced Fumbles: —
Fumble Recoveries: —





75 // DE

NICK WILLIAMS

HT: 6-4 // WT: 309 // BORN: 2/21/90
 COLLEGE: SAMFORD '13 // ACQUIRED: WAL, 2016 (KC).
 NFL: THIRD SEASON // DOLPHINS: FIRST SEASON

KEY TRANSACTIONS

- Acquired from waivers by the Dolphins on 10/19/16
- Originally a seventh-round draft selection (223rd overall) of Pittsburgh in the 2013 NFL Draft

2016 - Recorded two solo tackles at **Buffalo (12/24)** ... Inactive at **N.Y. Jets (12/17)** ... Played, but did not record any statistics at Weeks 12-14 ... Inactive Weeks 7-11 ... Acquired off waivers by the Dolphins on 10/19 ... Waived by Kansas City on 10/18 ... Played, but did not record any statistics in Weeks 3 and 6 ... Registered two solo tackles at **Pittsburgh (10/2)** ... Made one solo tackle

at **Houston (9/18)** ... Recorded two tackles (one solo) vs. **San Diego (9/11)**.

NICK WILLIAMS' NFL REGULAR SEASON STATISTICS

YEAR	TEAM	GP	GS	TACKLES					INTERCEPTIONS					FUMBLES		
				TOT	SOLO	ASST	SK	YDS	NO	YDS	LG	TD	PD	FF	FR	YDS
2013	Pittsburgh			INJURED RESERVE												
2014	Kansas City	2	0	0	0	0	0.0	0.0	0	0	0	0	0	0	0	0
2015	Kansas City	14	0	9	5	4	0.0	0.0	0	0	0	0	0	0	0	0
2016	Kansas City	5	0	5	4	1	0.0	0.0	0	0	0	0	0	0	0	0
	Miami	4	0	2	2	0	0.0	0.0	0	0	0	0	0	0	0	0
NFL TOTALS		25	0	16	11	5	0.0	0.0	0	0	0	0	0	0	0	0

2016 GAME-BY-GAME STATISTICS

DATE	OPPONENT	P/S	TCK	SOLO	AST	SK	YDS	INT	YDS	PD	FF	FR
9/11	at Seattle											
9/18	at New England											
9/25	CLEVELAND											
9/29	at Cincinnati											
10/9	TENNESSEE											
10/16	PITTSBURGH											
10/23	BUFFALO											
11/6	N.Y. JETS											
11/13	at San Diego											
11/20	at Los Angeles											
11/27	SAN FRANCISCO	1/0	0	0	0	0.0	0.0	0	0	0	0	0
12/4	at Baltimore	1/0	0	0	0	0.0	0.0	0	0	0	0	0
12/11	ARIZONA	1/0	0	0	0	0.0	0.0	0	0	0	0	0
12/17	at N.Y. Jets											
12/24	at Buffalo	1/0	2	2	0	0.0	0.0	0	0	0	0	0
2016 TOTALS		4/0	2	2	0	0.0	0.0	0	0	0	0	0

SINGLE-GAME HIGHS

CAREER HIGHS

Tackles: 3 at Minnesota (10/18/15)

Sacks: —

Interceptions: —

Passes Defensed: —

Forced Fumbles: —

Fumble Recoveries: —

SEASON HIGHS

Tackles: 2 twice, last: at Pittsburgh (10/2/16)

Sacks: —

Interceptions: —

Passes Defensed: —

Forced Fumbles: —

Fumble Recoveries: —



16 // QB

T.J.
YATES

HT: 6-4 // WT: 217 // BORN: 5/28/87
COLLEGE: NORTH CAROLINA '11 // ACQUIRED: FA, '16
NFL: SIXTH SEASON // DOLPHINS: FIRST SEASON

KEY TRANSACTIONS

- Signed by the Dolphins as a free agent on 12/13/16.
- Originally a fifth-round draft selection (152nd overall) of Houston in the 2011 NFL Draft

2016 - Did not play at Weeks 15-16 ... Signed with the Dolphins on Dec. 13.

T.J. YATES' NFL REGULAR SEASON PASSING STATISTICS

YEAR	TEAM	GP	GS	ATT	CMP	PCT	YDS	YDS ATT	TD	INT	LG	SK	YDS LST	RATE
2011	Houston	6	5	134	82	61.2	949	7.1	3	3	50	15	74	80.7
2012	Houston	4	0	10	4	40.0	38	3.8	0	1	19	1	0	11.7
2013	Houston	3	0	22	15	68.2	113	5.1	0	2	20	2	7	42.4
2014	Atlanta	1	0	4	3	75.0	64	16.0	0	1	40	0	0	77.1
2015	Houston	4	2	57	28	49.1	370	6.5	3	1	61t	5	33	80.3
2016	Miami	0	0	0	0	0.0	0	0.0	0	0	-	0	0	-
NFL TOTALS		18	7	227	132	58.1	1534	6.8	6	8	61t	23	114	72.8

Career Regular Season Record As A Starter: 2-3 in 2011; 2-0 in 2015 for a total of 4-3.

T.J. YATES' NFL REGULAR SEASON RUSHING STATISTICS

YEAR	TEAM	NO	YDS	AVG	LG	TD
2011	Houston	14	57	4.1	17	0
2012	Houston	2	-1	-0.5	1t	1
2013	Houston	1	0	0.0	0	0
2014	Atlanta	0	0	0.0	0	0
2015	Houston	6	0	0.0	7	0
2016	Miami	0	0	0.0	0	0
NFL TOTALS		23	56	2.4	17	1

2016 GAME-BY-GAME STATISTICS

DATE	OPPONENT	P/S	PASSING								RUSHING				W/L	SCORE
			ATT	CMP	YDS	PCT	TD	INT	LG	SK/YDS	ATT	YDS	LG	TD		
9/11	at Seattle					NOT ON ROSTER										
9/18	at New England					NOT ON ROSTER										
9/25	CLEVELAND					NOT ON ROSTER										
9/29	at Cincinnati					NOT ON ROSTER										
10/9	TENNESSEE					NOT ON ROSTER										
10/16	PITTSBURGH					NOT ON ROSTER										
10/23	BUFFALO					NOT ON ROSTER										
11/6	N.Y. JETS					NOT ON ROSTER										
11/13	at San Diego					NOT ON ROSTER										
11/20	at Los Angeles					NOT ON ROSTER										
11/27	SAN FRANCISCO					NOT ON ROSTER										
12/4	at Baltimore					NOT ON ROSTER										
12/11	ARIZONA					NOT ON ROSTER										
12/17	at N.Y. Jets					DID NOT PLAY										
12/24	at Buffalo					DID NOT PLAY										
2016 TOTALS			0	0	0	0.0	0	0	0	0/0	0	0	0	0		



SINGLE-GAME HIGHS


CAREER HIGHS

Pass Attempts:	44	at Cincinnati (12/11/11)
Pass Completions:	26	at Cincinnati (12/11/11)
Yards Passing:	300	at Cincinnati (12/11/11)
TD Passes:	2	twice, last: vs. N.Y. Jets (11/22/15)
Longest Pass:	61t	vs. N.Y. Jets (11/22/15)
Completion Pct. (Min. 10 att.)	81.3	at Indianapolis (12/22/11)
Passer Rating:	101.0	at Indianapolis (12/22/11)
Rush Attempts:	5	at Cincinnati (12/11/11)
Rushing Yards:	36	at Cincinnati (12/11/11)
Long Run:	17	at Cincinnati (12/11/11)
Rushing TDs:	1	at New England (12/10/12)

SEASON HIGHS

Pass Attempts:	–
Pass Completions:	–
Yards Passing:	–
TD Passes:	–
Longest Pass:	–
Completion Pct. (Min. 10 att.)	–
Passer Rating:	–
Rush Attempts:	–
Rushing Yards:	–
Long Run:	–
Rushing TDs:	–





79 // T

SAM
YOUNG

HT: 6-8 // WT: 315 // BORN: 6/24/87
COLLEGE: NOTRE DAME '10 // ACQUIRED: FA, 2016
NFL: SEVENTH SEASON // DOLPHINS: FIRST SEASON

KEY TRANSACTIONS

- Signed by the Dolphins as a free agent on 10/11/16
- Originally a sixth-round draft selection (179th overall) of Dallas in the 2010 NFL Draft

2016 - Saw action on 15 snaps as an extra offensive lineman at **Buffalo (12/24)** ... Played 14 snaps as an extra offensive lineman and appeared on special teams at **N.Y. Jets (12/17)** ... Played as an extra offensive lineman on 10 plays and played on special teams vs. **Arizona (12/11)** ... Appeared on special teams at **Baltimore (12/4)** ... Started at left tackle for an injured T Branden Albert vs. **San Francisco (11/27)** ... Played on an o-line that helped QB Ryan Tannehill

complete 20-of-30 passes (66.7 pct.) for 285 yards and three touchdowns ... Tannehill also earned a 130.6 QB rating, tied for the second-best mark of his career ... Entered the game at left tackle in the second quarter for an injured G/T Laremy Tunsil at **Los Angeles (11/20)** ... Inactive Weeks 9-10 ... Played 14 snaps as an extra offensive lineman vs. **Buffalo (10/23)** ... Inactive vs. **Pittsburgh (10/16)**.

SAM YOUNG'S NFL REGULAR SEASON STATISTICS

GAMES/STARTS: (Dallas) 2010: 2/0, (Buffalo) 2011: 4/0, 2012: 12/4, (Buffalo/Jacksonville) 2013: 15/0, (Jacksonville) 2014: 9/6, 2015: 16/3, (Miami) 2016: 7/1 **NFL TOTALS: 65/14**



SUPPLEMENTAL BIOS



SUPPLEMENTAL BIOS



64 // C
**JAKE
BRENDL**

HT: 6-4 // WT: 305 // BORN: 9/10/92
 COLLEGE: UCLA '16 // ACQUIRED: FA, '16
 NFL: ROOKIE // DOLPHINS: ROOKIE

PRO CAREER

CAREER TRANSACTIONS: Signed to the Dolphins' active roster on Nov. 19, 2016 ... Signed to the Dolphins' practice squad on Oct. 11, 2016 ... Released from Dallas' practice squad on Sept. 22, 2016 ... Signed to Dallas' practice squad on Sept. 4, 2016 ... Waived by Dallas on Sept. 3, 2016 ... Originally signed by Dallas as an undrafted college free agent on May 6, 2016.

2016 (Cowboys/Dolphins) - Did not play in Weeks 11, 13-16 ... Played one snap vs. San Francisco (11/27) ... Signed to the Dolphins' active roster on Nov. 19 ... Signed to the Dolphins' practice squad on Oct. 11 ... On Dallas' practice squad Weeks 1-2 ... Spent the offseason and training camp with Dallas.

COLLEGE


Four-year starter (2012-15) at UCLA ... Started all 52 games he played in his career ... Became UCLA's all-time leader in games started ... Started all 13 games as a senior in 2015 ... Named a team co-captain ... Finalist for the Campbell Trophy as the nation's top scholar-athlete ... Earned second-team All-Pac 12 honors (AP and coaches) ... Helped team allow just 14 sacks, the second-lowest in school history ... Started 12 games as a junior in 2014 ... Named a team co-captain ... Earned second-team All-Pac 12 honors ... Started all 13 games as a sophomore in 2013 ... Earned honorable mention All-Pac 12 honors ... Started all 14 games as a redshirt freshman in 2012 ... Earned first-team Freshman All-America honors by The Sporting News ... Named honorable mention All-Pac 12 by the conference's coaches ... Redshirted in 2011 ... Majored in economics.

PERSONAL

Attended Plano (Texas) East High School ... Served as a team captain ... Played defensive line as a freshman and sophomore ... Did not allow a sack as a junior or senior ... Earned all-district honors as a defensive lineman as a sophomore ... Born Sept. 10, 1992.

JAKE BRENDL'S NFL STATS

GAMES/STARTS: (Miami) 2016: 1/0 **NFL TOTALS:** 1/0



56 // LB
**DONALD
BUTLER**

HT: 6-1 // WT: 242 // BORN: 10/17/88
 COLLEGE: WASHINGTON '10 // ACQUIRED: FA, '16
 NFL: SIXTH SEASON // DOLPHINS: FIRST SEASON

PRO CAREER

CAREER TRANSACTIONS: Signed by the Dolphins on Sept. 13, 2016 ... Released by Arizona on Sept. 2, 2016 ... Signed by Arizona on July 27, 2016 ... Released by San Diego on March 3, 2016 ... Originally a third-round selection (79th overall) by San Diego in the 2010 NFL draft.

2016 (Dolphins) - Recorded six solo tackles and one tackle for loss in the 34-31 win at Buffalo (12/24) ... Played, but did not record any statistics Weeks 6, 10-11, 13 and 15 ... Made one assisted tackle vs. Arizona (12/11) ... Tallied four assisted tackles vs. San Francisco (11/27) ... Served as a game captain at San Diego (11/13) ... Made one solo tackle vs. N.Y. Jets (11/6) ... Recorded three solo tackles vs. Buffalo (10/23) ... Recorded six tackles (four solo) vs. Tennessee (10/9) ... Registered three tackles (two solo) and two tackles for loss in his first Dolphins start at Cincinnati (9/29) ... Made his Dolphins debut and recorded one assisted tackle vs. Cleveland (9/25) ... Inactive at New England (9/18) ... Signed with the Dolphins on Sept. 13.

2015 (Chargers) - Played in all 16 games with nine starts ... Totaled 40 tackles (24 solo), 0.5 sack, one forced fumble and one fumble recovery ... Started at Mike linebacker and recorded six tackles (four solo) in the season opener vs. Detroit (9/13) ... Matched his season high with six tackles (three solo), including a forced fumble and a fumble recovery, at Cincinnati (9/20) ... Tallied six tackles (five solo) vs. Oakland (10/25).

2014 (Chargers) - Played in 14 games with 13 starts ... Was on injured reserve for the final two games of the season ... Totaled 73 tackles (45 solo), one sack, two passes defended and three fumble recoveries ... Made two solo stops and recovered a fumble in the season opener at Arizona (9/8) ... Recorded nine tackles (four solo) and a half-sack at Buffalo (9/21) ... Recorded a season-high 10 tackles (seven solo) and one fumble recovery in win vs. Jacksonville (9/28) ... Totaled nine tackles (seven solo) and one pass defended at Oakland (10/12) ... Matched his season-high with 10 tackles (five solo) vs. Kansas City (10/19) ... Made three solo stops and had one fumble recovery and one pass defended vs. Oakland (11/16) ... Placed on injured reserve on Dec. 16.

2013 (Chargers) - Played in 13 games with 12 starts ... Inactive for three games due to injury ... Also started two postseason games and made 17 stops (13 solo) with one interception, one forced fumble and one pass defended in the playoffs ... Totaled 84 tackles (71 solo), 0.5 sack, one interceptions, one fumble recovery and four passes defended in the regular season ... Elected team



SUPPLEMENTAL BIOS

captain ... Tallied a season-high 13 tackles (nine solo) and a half-sack in the season opener vs. Houston (9/9) ... Recovered a fumble and posted seven solo tackles vs. Denver (11/10) ... Recorded 10 tackles (nine solo) vs. Cincinnati (12/1) ... Intercepted QB Eli Manning and returned it 30 yards vs. N.Y. Giants (12/8) ... Had 10 tackles (nine solo), three tackles for loss and a pass defended in an overtime victory vs. Kansas City (12/29) ... Totaled 12 tackles (nine solo) with two tackles for loss and a touchdown-saving forced fumble in the AFC Wild Card game at Cincinnati (1/5/14) ... Made five stops (four solo) and intercepted QB Peyton Manning in the AFC Divisional game at Denver (1/12/14).

2012 (Chargers) - Played in and started 12 games ... Was inactive for four games due to injury ... Totaled 78 tackles (50 solo), three sacks, one interception, four passes defended and two forced fumbles ... Recorded a season-high 12 tackles (eight solo) and one tackle for loss vs. Atlanta (9/23) ... Earned AFC Defensive Player of the Week honors after he made six stops (four solo), 0.5 sack, and returned an interception for a 21-yard touchdown at Kansas City (9/30) ... Also intercepted a botched PAT in the Chiefs game ... Tallied 10 tackles (nine solo), one forced fumble and one pass defended vs. Kansas City (11/1) ... Recorded eight tackles (seven solo) and one forced fumble at Denver (11/18) ... Had five tackles (two solo) and one sack at N.Y. Jets (12/23).

2011 (Chargers) - Started all 16 games ... Totaled 95 tackles (77 solo), two sacks, one interception, two passes defended, two forced fumbles and one fumble recovery ... Started in his first NFL game and recorded six tackles (five solo) and one tackle for loss vs. Minnesota (9/11) ... Tallied his first career sack and nine tackles (six solo) at New England (9/18) ... Posted his first career interception, along with four solo tackles, at Denver (10/9) ... Had six solo stops, including three for loss, vs. Denver (11/27).

2010 (Chargers) - Placed on injured reserve on Aug. 31 and missed his entire rookie season.

COLLEGE

Four-year letterman (2006-09) at Washington ... Played in 42 career games with 27 starts ... Recorded career totals of 239 tackles (159 solo), 26.5 tackles for loss, three sacks, seven passes defended, five forced fumbles and one fumble recovery ... Started all 12 games as a senior in 2009 ... Totaled 94 tackles (72 solo), 15.5 tackles for loss, three forced fumbles, two interceptions and a fumble recovery ... His 94 tackles led the team and ranked No. 3 in the Pac-10 ... Earned honorable mention All-America, second-team All-Pac-10 and Defensive Player of the Year honors ... Elected team co-captain ... Played in all 12 games with 11 starts as a junior in 2008 ... Earned the team's Most Improved Player on Defense award ... Started four games as a sophomore in 2007 ... Played in 10 games as a true freshman in 2006 ... Named team's Most Outstanding Freshman on defense ... Majored in construction management and business.

PERSONAL

Attended Del Campo High School in Sacramento, Calif. ... Rushed for 762 yards on 82 carries (9.3 avg.) and scored 16 touchdowns as a senior in 2005 ... Totaled 1,504 rushing yards and 22 touchdowns as a junior in 2004 ... Born Oct. 17, 1988.

DONALD BUTLER'S NFL STATS

YEAR	TEAM	GP	GS	TACK	SK	INT	PD	FF	FR
2011	San Diego	16	16	95	2.0	1	2	2	1
2012	San Diego	12	12	78	3.0	1	4	2	0
2013	San Diego	13	12	84	0.5	1	4	0	1
2014	San Diego	14	13	73	1.0	0	2	0	3
2015	San Diego	16	9	40	0.5	0	0	1	1
2016	Miami	13	5	25	0.0	0	0	0	0
NFL TOTALS		84	67	395	7.0	3	12	5	6



30 // S

BACARRI
RAMBO

HT: 6-0 // WT: 211 // BORN: 6/27/90
COLLEGE: GEORGIA '13 // ACQUIRED: FA, '16
NFL: FOURTH SEASON // DOLPHINS: FIRST SEASON

PRO CAREER

CAREER TRANSACTIONS: Signed by the Dolphins on Oct. 26, 2016 ... Signed by Buffalo on Nov. 17, 2014 ... Waived by Washington on Sept. 16, 2014 ... Originally a sixth-round selection (191st overall) by Washington in the 2013 NFL draft.

2016 (Dolphins) - Registered a season-high eight tackles (seven solo) and one tackle for loss in the 34-31 victory at Buffalo (12/24) ... Recorded five tackles (two solo) in the 34-13 win at N.Y. Jets (12/17) ... Totaled three tackles (two solo), one interception and one pass defended vs. Arizona (12/11) ... Intercepted a QB Carson Palmer pass intended for WR Larry Fitzgerald on third-and-4 in the first quarter, returning it 17 yards ... Registered two solo tackles at Baltimore (12/4) ... Recorded a season-high seven tackles (four solo), one quarterback hit and one pass defended in the 31-24 victory vs. San Francisco (11/27) ... Totaled five tackles (three solo) at Los Angeles (11/20) ... Registered one assisted tackle and a pass defended at San Diego (11/13) ... Made Dolphins debut vs. N.Y. Jets (11/6) ... Recorded one solo tackle ... Signed by the Dolphins on Oct. 26, 2016.

2015 (Bills) - Played in 15 games with eight starts ... Inactive for one contest ... Totaled 58 tackles (44 solo), one sack, one interception, six passes defended, two forced fumbles and one fumble recovery ... Recorded five total tackles (four solo) in a season-opening win vs. Indianapolis (9/13) ... Tallied seven tackles (six solo) at Miami (9/27) ... Intercepted QB Ryan Fitzpatrick, forced two fumbles and recovered a fumble in win at N.Y. Jets



SUPPLEMENTAL BIOS

(11/12) ... Totaled a season-high eight tackles (six solo) at New England (11/23) ... Made six stops (four solo) and had three passes defended vs. Houston (12/6).

2014 (Redskins/Bills) - Played six total games ... Inactive for two contests ... Totaled four tackles (two solo), two interceptions and two passes defended ... Began the season with Washington and played in two games for the Redskins ... Totaled two tackles (one solo) in the season opener at Houston (9/7) ... Waived by Washington on Sept. 16 ... Signed by Buffalo on Nov. 17, 2014 and played in four games for the Bills ... Recorded two tackles (one solo) and two interceptions vs. Green Bay (12/14).

2013 (Redskins) - Played in 11 games with three starts ... Did not play one game ... Inactive for four contests ... Totaled 38 tackles (29 solo) and one sack ... Started at free safety and made his NFL debut, recording 10 tackles (six solo) and his first career sack vs. Philadelphia (9/9) ... Tallied eight tackles (seven solo) at Green Bay (9/15) ... Made nine stops (eight solo) and one tackle for loss at Denver (10/27).

COLLEGE

Four-year letterman and three-year starter at Georgia (2009-12) ... Played in 47 career games with 36 starts ... Recorded career totals of 235 tackles (157 solo), one sack, 16 interceptions, 18 pass breakups, six forced fumbles and two fumble recoveries ... His 16 career interceptions are tied for the school record with Miami Dolphins Honor Roll member Jake Scott ... Played and started 10 games as a senior in 2012 ... Totaled 73 tackles (47 solo), one sack, three interceptions, three forced fumbles and one fumble recovery ... Earn second team All-SEC honors from Phil Steele ... Started all 13 games as a junior in 2011 ... Recorded 55 tackles (34 solo), eight interceptions, eight pass breakups and one fumble recovery ... Earned first-team All-American honors by Associated Press, Yahoo! Sports and Rivals.com ... Named first-team All-SEC by AP, ESPN.com and the league's coaches ... His eight interceptions were second in the NCAA and led the SEC ... Ranked No. 2 in the SEC with 16 passes defended ... Started all 13 games as a sophomore in 2010 ... Totaled 82 stops (56 solo), three interceptions and three forced fumbles ... Earned third-team All-SEC honors by Phil Steele ... Named the team's Most Improved Player on defense ... Played in 11 games as a redshirt freshman in 2009 ... Totaled 25 tackles (20 solo), two interceptions and five pass breakups ... Named the team's Newcomer of the Year on defense ... Redshirted in 2008 ... Majored in consumer economics.

PERSONAL

Attended Seminole High School in Donalsonville, Ga. ... Recorded 110 rushing attempts for 692 yards (6.3 avg.) and 17 touchdowns and completed 34-of-75 passes (45.3 pct.) for 615 yards and four touchdowns as a senior in 2007 ... Also recorded 65 tackles and two interceptions, one of which was returned for a touchdown ... Rushed for 1,186 yards and 21 touchdowns and passed for 488 yards and seven touchdowns as a junior in 2006 ... Also recorded 58 tackles, four interceptions and recovered five fumbles on defense ... First name is pronounced Buh-CARR-ee ... Born June 27, 1990.

BACARRI RAMBO'S NFL STATS

YEAR	TEAM	GP	GS	TACK	SK	INT	PD	FF	FR
2013	Was.	11	3	38	1.0	0	0	0	0
2014	Was.	2	0	2	0.0	0	0	0	0
	Buf.	4	0	2	0.0	2	2	0	0
2015	Buf.	15	8	58	1.0	1	6	2	1
2016	Miami	8	4	32	0.0	1	3	0	0
NFL TOTALS		40	15	132	2.0	4	11	2	1



57 // LB

TREVOR
REILLY

HT: 6-5 // WT: 245 // BORN: 1/17/88
COLLEGE: UTAH '14 // ACQUIRED: FA, '16
NFL: THIRD SEASON // DOLPHINS: FIRST SEASON

PRO CAREER

CAREER TRANSACTIONS: Signed by the Dolphins on Dec. 19, 2016 ... Signed to New England's practice squad on Oct. 20, 2016 ... Waived/injured by the N.Y. Jets on Sept. 3, 2016 ... Originally a seventh-round selection (233rd overall) by the N.Y. Jets in the 2014 NFL draft.

2016 (Jets/Patriots/Dolphins) - Made Dolphins debut at Buffalo (12/24) ... Recorded one assisted special teams tackle ... Downed a P Matt Darr punt at Buffalo's 11-yard line with 4:12 remaining in the fourth quarter ... Signed by the Dolphins off New England's practice squad on Dec. 19 ... Signed to New England's practice squad on Oct. 20 ... Spent the offseason and training camp with the N.Y. Jets, but was waived/injured on Sept. 3.

2015 (Jets) - Played in 15 games ... Inactive for one contest ... Totaled four tackles (two solo), one sack, one quarterback hit and one forced fumble ... Second on the team with 12 special teams tackles (nine solo) ... Recorded his first career sack and forced fumble in the season opener vs. Cleveland (9/13) ... Totaled four special teams tackles at New England (10/25) ... Had two special teams stops at Dallas (12/19).

2014 (Jets) - Played in 14 games ... Inactive for two contests ... Totaled 12 tackles (four solo) ... Fourth on the team with eight special teams stops (five solo) ... Made his NFL debut vs. Oakland (9/7) ... Recorded his first NFL tackle vs. Chicago (9/22) ... Totaled two tackles (one solo) and one special teams stop at Buffalo (11/24).

COLLEGE

Four-year letterman and three-year starter at Utah (2010-13) ... Played in 48 career games with 31 starts ... Finished his career ranking in the top five in school history in sacks (20, tied for fourth), sack yards (144, fourth), tackles for loss (37, third), tackles for loss yards (202, fourth) fumble recoveries (6, tied for fourth) and forced



fumbles (8, tied for second) ... Recorded career totals of 235 tackles, 37 tackles for loss, 20 sacks, eight forced fumbles and six fumble recoveries ... Started all 12 games as a senior in 2013 ... Totaled 100 tackles, 16 tackles for loss and 8.5 sacks, all of which led the team ... Earned first-team All-Pac 12 honors at defensive end ... Named honorable mention AP All-American ... Served as a team captain ... Started all 12 games as a junior in 2012 ... Totaled 69 tackles, 6.5 tackles for loss, 4.5 sacks, three forced fumbles, one fumble recovery and four pass breakups ... His 69 tackles led the team ... Earned honorable mention All-Pac 12 honors ... Played in 13 games with eight starts as a sophomore in 2011 ... Totaled 47 tackles, nine tackles for loss, five sacks, four forced fumbles and two pass breakups ... Played in 11 games as a redshirt freshman in 2010 ... Totaled 19 tackles, five tackles for loss and two sacks ... Redshirted in 2009 ... Majored in economics.

PERSONAL

Attended Valley Center (Calif.) High School ... Totaled 83 tackles, 13 tackles for loss, six sacks and one fumble recovery as a senior ... Also played tight end and caught 24 passes for 290 yards (12.1 avg.) and three touchdowns ... Earned second team All-CIF honors ... Also played basketball and volleyball ... Set a world record for onion eating in 2004 ... Served on a two-year Latter-Day Saints mission in Sweden between high school and college ... Born Jan. 17, 1988.

TREVOR REILLY'S NFL STATS

YEAR	TEAM	GP	GS	TACK	SK	INT	PD	FF	FR
2014	N.Y. Jets	14	0	7	0.0	0	0	0	0
2015	N.Y. Jets	15	0	4	1.0	0	0	1	0
2016	Miami	1	0	0	0.0	0	0	0	0
NFL TOTALS		30	0	11	1.0	0	0	1	0



75 // DE
NICK
WILLIAMS

HT: 6-4 // WT: 309 // BORN: 2/21/90
COLLEGE: SAMFORD '13 // ACQUIRED: WAL., '16 (KC)
NFL: THIRD SEASON // DOLPHINS: FIRST SEASON

PRO CAREER

CAREER TRANSACTIONS: Awarded off waivers to the Dolphins on Oct. 19, 2016 ... Waived by Kansas City on Oct. 18, 2016 ... Signed by Kansas City on Nov. 24, 2014 ... Signed to Pittsburgh's practice squad on Aug. 31, 2014 ... Waived by Pittsburgh on Aug. 30, 2014 ... Originally a seventh-round selection (223rd overall) by Pittsburgh in the 2013 NFL draft.

2016 (Chiefs/Dolphins) - Recorded two solo tackles at Buffalo (12/24) ... Inactive Weeks 7-11 and 15 ... Played, but did not record any statistics in Weeks 12-14 ... Awarded off waivers to the Dolphins from Kansas City on Oct. 19 ... Played in five games with

the Kansas City Chiefs before being waived on Oct. 18 ... Totaled two tackles (one solo) in the season opener vs. San Diego (9/11) ... Made one solo stop at Houston (9/18) ... Recorded two solo tackles at Pittsburgh (10/2).

2015 (Chiefs) - Played in 14 contests ... Did not play in two games ... Totaled nine tackles (five solo) ... Made his first career tackle vs. Denver (9/17) ... Recorded two tackles (one solo) at Cincinnati (10/4) ... Tallied three stops (two solo) at Minnesota (10/18) ... Made two tackles (one solo) at Baltimore (12/20).

2014 (Chiefs) - Played in two games ... Inactive for three contests ... Signed to the active roster on Nov. 24 ... Spent the remainder of the season on Kansas City's practice squad ... Did not record any statistics ... Made his NFL debut at Arizona (12/7) ... Also played vs. Oakland (12/14).

2013 (Steelers) - Missed the entire season due to injury ... Placed on injured reserve on Aug. 25.

COLLEGE

Four-year letterman and two-year starter at Samford (2009-12) ... Played in 40 career games ... Recorded 66 career tackles ... Started all 11 games as a senior in 2012 ... Totaled 31 tackles, eight tackles for loss, six sacks and one blocked kick ... Started all 11 games as a junior in 2011 ... Totaled 23 tackles (17 solo) and three tackles for loss ... Played in all 11 games as a sophomore in 2010 ... Totaled nine tackles (four solo) and one forced fumble ... Played in seven games as a redshirt freshman in 2009 ... Totaled three solo tackles ... Redshirted in 2008 ... Majored in public administration.

PERSONAL

Attended Minor High School in Birmingham, Ala. ... Totaled 25 tackles, two interceptions, one fumble recovery and one touchdown as a defensive lineman ... Also played offensive line ... Only played one year of high school football ... Born Feb. 21, 1990.

NICK WILLIAMS' NFL STATS

YEAR	TEAM	GP	GS	TACK	SK	INT	PD	FF	FR
2014	KC	2	0	0	0.0	0	0	0	0
2015	KC	14	0	9	0.0	0	0	0	0
2016	KC	5	0	5	0.0	0	0	0	0
	Miami	3	0	0	0.0	0	0	0	0
NFL TOTALS		24	0	14	0.0	0	0	0	0



SUPPLEMENTAL BIOS



16 // QB

**T.J.
YATES**

HT: 6-4 // WT: 217 // BORN: 5/28/87
COLLEGE: NORTH CAROLINA '11 // ACQUIRED: FA, '16
NFL: SIXTH SEASON // DOLPHINS: FIRST SEASON

PRO CAREER

CAREER TRANSACTIONS: Signed by the Dolphins on Dec. 13, 2016 ... Signed by Houston on Oct. 28, 2015 ... Released by Atlanta on Sept. 4, 2015 ... Acquired by Atlanta in a trade from Houston on June 19, 2014 ... Originally a fifth-round selection (152nd overall) by Houston in the 2011 NFL draft.

2016 (Dolphins) - Did not play Weeks 15-16 ... Signed by the Dolphins on Dec. 13.

2015 (Falcons/Texans) - Played in four games with two starts ... Finished 28-of-57 (49.1 pct.) for 370 yards with three touchdowns and one interception for an 80.3 passer rating ... Added six rushes for 0 yards ... Started and completed 16-of-34 passes (47.1 pct.) for 229 yards and two touchdowns in win vs. N.Y. Jets (11/22) ... Started and completed 6-of-10 passes (60.0 pct.) for 68 yards in win at Indianapolis (12/20) ... Signed by Houston on Oct. 28 ... Released by Atlanta on Sept. 4.

2014 (Falcons) - Played in one game ... Completed 3-of-4 passes (75.0 pct.) for 64 yards in win vs. Tampa Bay (9/18) ... Acquired by Atlanta in a trade from Houston on June 19.

2013 (Texans) - Played in three games ... Finished 15-of-22 (68.2 pct.) for 113 yards, no touchdowns, two interceptions and a 42.4 passer rating ... Completed 12-of-17 passes (70.6 pct.) for 98 yards after QB Matt Schaub was injured vs. St. Louis (10/13).

2012 (Texans) - Played in four games ... Finished 4-of-10 (40.0 pct.) for 38 yards, no touchdowns, one interception and an 11.7 passer rating ... Completed 2-of-5 passes (40.0 pct.) for 23 yards vs. Green Bay (10/14).

2011 (Texans) - Played in six games with five starts ... Finished 82-of-134 (61.2 pct.) for 949 yards, three touchdowns, three interceptions and an 80.7 passer rating ... Made his first NFL start and completed 12-of-25 passes (48.0 pct.) for 188 yards, one touchdown and no interceptions in win vs. Atlanta (12/4) ... Posted a career-high 300 passing yards as he completed 26-of-44 passes (59.1 pct.) and threw for two touchdowns in win at Cincinnati (12/11) ... His final touchdown was with 2 seconds left and clinched the AFC South title ... Earned NFL Rookie of the Week Honors for the performance ... Went 13-of-16 (81.3 pct.) for 132 yards at Indianapolis (12/22)...

POSTSEASON: Started both playoff games ... Finished 28-of-55 (50.9 pct.) for 343 yards, one touchdown, three interceptions and a 53.8 passer rating ... Started his first NFL playoff game

and completed 11-of-20 passes (55.0 pct.) for 159 yards, one touchdown and no interceptions in the AFC Wild Card win vs. Cincinnati (1/7/12) ... Went 17-of-35 (48.6 pct.) for 184 yards and no touchdowns in the AFC Divisional game at Baltimore (1/15/12).

COLLEGE

Four-year starter at North Carolina (2007-10) ... Set 37 school records, including single-game, single-season and career records for pass completions and yards ... Played in 45 games with 44 career starts ... Finished with career totals of 795-of-1,277 passing (62.3 pct.) for 9,377 yards, 58 touchdowns and 46 interceptions ... As a senior in 2010, completed 282-of-422 passes (66.8 pct.) for 3,418 yards, 19 touchdowns and nine interceptions ... As a junior in 2009, completed 214-of-355 attempts (60.3 pct.) for 2,136 yards and 14 touchdowns ... Played in seven games with six starts as a sophomore in 2008 ... Completed 81-of-135 passes (60.0 pct.) for 1,168 yards, 11 touchdowns and four interceptions ... Suffered an injury and missed five games ... Started all 12 games as a freshman in 2007 ... Completed 218-of-365 passes (59.7 pct.) for 2,655 yards, 14 touchdowns and 18 interceptions ... Redshirted in 2006 ... Majored in communications.

PERSONAL

Attended Pope High School in Marietta, Ga. ... Completed 160-of-289 passes (55.4 pct.) for 2,305 yards and 17 touchdowns as a senior in 2005 ... Also rushed for 292 yards and seven touchdowns. Served as the team's punter and booted 34 punts for 1,237 yards (36.8 avg.) with a long of 68 ... Named Cobb County Touchdown Club Offensive Player of the Year ... Also played basketball ... Born May 28, 1987.

T.J. YATES' NFL STATS

YEAR	TEAM	GP	GS	ATT	CMP	PCT	YDS	TD	INT
2011	Houston	6	5	134	82	61.2	949	3	3
2012	Houston	4	0	10	4	40.0	38	0	1
2013	Houston	3	0	22	15	68.2	113	0	2
2014	Atlanta	1	0	4	3	75.0	64	0	1
2015	Houston	4	2	57	28	49.1	370	3	1
TOTALS		18	7	227	132	58.1	1,534	6	8

T.J. YATES' NFL PLAYOFF STATS

YEAR	TEAM	GP	GS	ATT	CMP	PCT	YDS	TD	INT
2011	Houston	2	2	55	28	50.9	343	1	3



SUPPLEMENTAL STATS



2016 MIAMI DOLPHINS REGULAR SEASON STATISTICS

MIAMI DOLPHINS / WEEK 16 / THROUGH MONDAY, DECEMBER 25, 2016

WON 10, LOST 5				RUSHING				No.	Yds	Avg	Long	TD
09/11	L	10-12	at Seattle	69,012	Ajayi	244	1213	5.0	62t	8		
09/18	L	24-31	at New England	66,829	Drake	29	169	5.8	45t	2		
09/25	W	30-24 OT	Cleveland	65,176	Tannehill	39	164	4.2	18	1		
09/29	L	7-22	at Cincinnati	60,834	D. Williams	33	110	3.3	23	3		
10/09	L	17-30	Tennessee	64,425	Foster	22	55	2.5	9	0		
10/16	W	30-15	Pittsburgh	65,351	Pead	8	22	2.8	4	0		
10/23	W	28-25	Buffalo	65,658	Landry	5	17	3.4	13	0		
11/06	W	27-23	New York Jets	65,722	Darr	1	0	0.0	0	0		
11/13	W	31-24	at San Diego	55,107	Moore	1	-1	-1.0	-1	0		
11/20	W	14-10	at Los Angeles	83,483	TEAM	382	1749	4.6	62t	14		
11/27	W	31-24	San Francisco	65,856	OPPONENTS	435	2127	4.9	60t	11		
12/04	L	6-38	at Baltimore	70,916	RECEIVING	No. Yds Avg Long TD						
12/11	W	26-23	Arizona	65,750	Landry	85	1060	12.5	71	3		
12/17	W	34-13	at New York Jets	78,160	Parker	51	699	13.7	56t	4		
12/24	W	34-31 OT	at Buffalo	64,690	Stills	38	685	18.0	74t	8		
01/01			New England		Sims	26	256	9.8	28	4		
Miami				Opp.	Ajayi	24	131	5.5	15	0		
TOTAL FIRST DOWNS				262	D. Williams	20	226	11.3	58	3		
Rushing				87	Gray	14	174	12.4	53	0		
Passing				154	Drake	9	46	5.1	9	0		
Penalty				21	Cameron	8	60	7.5	13	1		
3rd Down: Made/Att				62/176	D. Jones	7	61	8.7	24	1		
3rd Down Pct.				35.2	Foster	6	78	13.0	50	0		
4th Down: Made/Att				0/4	Carroo	3	29	9.7	15t	1		
4th Down Pct.				0.0	Pead	1	6	6.0	6	0		
POSSESSION AVG.				28:22	31:38	TEAM	292	3511	12.0	74t	25	
TOTAL NET YARDS				5044	5726	OPPONENTS	343	3825	11.2	67t	27	
Avg. Per Game				336.3	381.7	INTERCEPTIONS	No. Yds Avg Long TD					
Total Plays				855	1025	Lippett	4	0	0.0	0	0	
Avg. Per Play				5.9	5.6	Alonso	2	70	35.0	60t	1	
NET YARDS RUSHING				1749	2127	Maxwell	2	29	14.5	27	0	
Avg. Per Game				116.6	141.8	Abdul-Quddus	2	16	8.0	9	0	
Total Rushes				382	435	R. Jones	1	17	17.0	17	0	
NET YARDS PASSING				3295	3599	Phillips	1	17	17.0	17	0	
Avg. Per Game				219.7	239.9	Rambo	1	17	17.0	17	0	
Sacked/Yards Lost				30/216	33/226	Wake	1	12	12.0	12	0	
Gross Yards				3511	3825	Hull	1	8	8.0	8	0	
Att./Completions				443/292	557/343	Benwikere LG	1	1	1.0	1	0	
Completion Pct.				65.9	61.6	McCain	1	0	0.0	0	0	
Had Intercepted				14	16	TEAM	16	186	11.6	60t	1	
PUNTS/AVERAGE				85/44.5	71/41.5	OPPONENTS	14	106	7.6	53	1	
NET PUNTING AVG.				85/39.8	71/37.1	PUNTING	No. Yds Avg Net TB In Lg B					
PENALTIES/YARDS				116/1068	102/855	Darr	85	3785	44.5	39.8	5	29 66 0
FUMBLES/BALL LOST				23/7	24/9	TEAM	85	3785	44.5	39.8	5	29 66 0
TOUCHDOWNS				43	39	OPPONENTS	71	2949	41.5	37.1	0	28 62 1
Rushing				14	11	PUNT RETURNS	Ret FC Yds Avg Long TD					
Passing				25	27	Grant	18	3	151	8.4	74t	1
Returns				4	1	Landry	16	15	163	10.2	20	0
SCORE BY PERIODS				Q1 Q2 Q3 Q4 OT PTS	TEAM	34	18	314	9.2	74t	1	
TEAM				41 94 104 101 9 349	OPPONENTS	36	24	300	8.3	30	0	
OPPONENTS				96 89 51 109 0 345	KICKOFF RETURNS	No. Yds Avg Long TD						
SCORING				TD-Ru-Pa-Rt K-PAT FG S PTS	Grant	18	420	23.3	45	0		
Franks				0 0 0 0 39/40 16/21 0 87	Drake	12	376	31.3	96t	1		
Ajayi				8 8 0 0 0 48 D. Williams		2	32	16.0	17	0		
Stills				8 0 8 0 0 48 Gray		1	11	11.0	11	0		
D. Williams				6 3 3 0 0 36 TEAM		33	839	25.4	96t	1		
Parker				4 0 4 0 0 24 OPPONENTS		29	605	20.9	44	0		
Sims				4 0 4 0 0 24 FIELD GOALS	1-19 20-29 30-39 40-49 50+							
Landry				3 0 3 0 0 20 Franks		0/ 0	8/10	6/ 6	1/ 3	1/ 2		
Drake				3 2 0 1 0 18 TEAM		0/ 0	8/10	6/ 6	1/ 3	1/ 2		
Aikens				1 0 0 1 0 8 OPPONENTS		0/ 0	7/ 7	6/ 7	9/16	2/ 2		
Alonso				1 0 0 1 0 6 Franks: (41G,27B)(27G)(37G)() (24G) (30G,23G,30G,								
Cameron				1 0 1 0 0 6 24B,50N) (36G,33G) (33G,29G) (27G) () (24G) (46N) (21G)								
Carroo				1 0 1 0 0 6 () (46N,55G,27G)								
Grant				1 0 0 1 0 6 OPP: (39G,38G) (34G,39N) (41N,46G,48G,42N,38G,46N)								
D. Jones				1 0 1 0 0 6 (42G,22G,43G,22G,47G) (40G) () (29G) (23G,21G,28G)								
Tannehill				1 1 0 0 0 6 (45G) (46G,48N) (36G) (55G) (41N,56G) (48G,36G) (46N,								
TEAM				43 14 25 4 39/40 16/21 0 349 28G,45N)								
OPPONENTS				39 11 27 1 31/35 24/32 0 345								
2-Pt Conv:				Landry, TM 1-2, OPP 4-4 SACKS: Wake 11.5, Branch 5.5, Suh 5, J. Jones 3.5, M. Williams								
1.5, Abdul-Quddus 1, Hewitt 1, McCain 1, M. Thomas 1, (group) 1, R. Jones 0.5,				Phillips 0.5, TM 33, OPP 30 FUM/LOST: Tannehill 9/3, Ajayi 4/1, Grant 3/1, Darr 2/0, Landry 2/2,								
Drake 1/0, Foster 1/0, Hewitt 1/0												
PASSING				Att Cmp Yds Cmp% Yds/Att TD	TD% Int Int% Long Sack/Lost Rating							
Tannehill				389 261 2995 67.1 7.70 19	4.9 12 3.1 74t 29/ 216 93.5							
Moore				53 31 516 58.5 9.74 6	11.3 2 3.8 66t 1/ 0 113.4							
Landry				1 0 0 0.0 0.00 0	0.0 0 0.0 --- 0/ 0 39.6							
TEAM				443 292 3511 65.9 7.93 25	5.6 14 3.2 74t 30/ 216 95.7							
OPPONENTS				557 343 3825 61.6 6.87 27	4.8 16 2.9 67t 33/ 226 86.2							



2016 MIAMI DOLPHINS INDIVIDUAL DEFENSIVE STATISTICS

PLAYER	GP	SOLO	ASST	TOT	SACKS	YDS	TFL	QBH	INT	PD	FF	FR
K. Alonso	14	67	43	110	0.0	0.0	5	6	2	4	1	4
I. Abdul-Quddus	15	49	28	77	1.0	2.0	2	5	2	5	0	0
N. Suh	15	38	30	68	5.0	37.5	11	17	0	5	0	1
T. Lippett	15	43	16	59	0.0	0.0	1	0	4	10	0	0
B. Maxwell	13	43	10	53	0.0	0.0	1	0	2	15	4	0
N. Hewitt	15	33	20	53	1.0	9.0	4	1	0	1	0	1
R. Jones	6	31	20	51	0.5	0.5	4	0	1	4	0	0
A. Branch	15	27	20	47	5.5	34.5	8	12	0	1	2	0
S. Paysinger	14	32	13	45	0.0	0.0	0	2	0	3	0	1
B. McCain	15	27	11	38	1.0	11.0	3	2	1	5	1	0
X. Howard	6	26	11	37	0.0	0.0	1	0	0	6	1	0
M. Thomas	15	25	10	35	1.0	14.0	2	3	0	1	1	0
J. Jones	13	20	14	34	3.5	12.0	3	12	0	2	0	1
B. Rambo	8	21	11	32	0.0	0.0	1	1	1	3	0	0
J. Jenkins	9	15	14	29	0.0	0.0	2	0	0	1	0	0
C. Wake	15	21	7	28	11.5	90.5	6	23	1	2	5	0
D. Butler	13	16	9	25	0.0	0.0	3	0	0	0	0	0
K. Misi	3	11	11	22	0.0	0.0	0	0	0	0	0	0
J. Phillips	15	11	10	21	0.5	0.0	3	3	1	2	0	0
E. Mitchell	8	11	6	17	0.0	0.0	3	1	0	0	0	0
M. Williams	13	9	4	13	1.5	9.0	4	5	0	1	0	0
M. Hull	15	5	8	13	0.0	0.0	0	0	1	1	0	0
T. Fede	8	5	6	11	0.0	0.0	1	0	0	0	0	1
J. Warmley	5	4	4	8	0.0	0.0	0	1	0	0	0	0
C. Jones	6	4	2	6	0.0	0.0	1	1	0	0	0	0
N. Williams	4	2	0	2	0.0	0.0	0	0	0	0	0	0
C. Chekwa	3	2	0	2	0.0	0.0	0	0	0	0	0	0
L. Orr	5	1	0	1	0.0	0.0	1	0	0	0	0	0
TOTALS		600	338	938	33.0	226.0	70	95	16	72	15	9

NOTE: Special teams and miscellaneous tackles/fumbles not included above

DEFENSIVE TOUCHDOWNS: K. Alonso 60-yard interception return (11/13 at SD).

MISCELLANEOUS TACKLES: K. Stills - 4, J. Landry - 2, J. Ajayi - 2, D. Parker - 2, J. Cameron - 1, K. Drake - 1, J. James - 1.

MISCELLANEOUS FORCED FUMBLES: None.

MISCELLANEOUS FUMBLE RECOVERIES: R. Tannehill - 3, J. Ajayi - 2, J. Bushrod - 1, M. Darr - 1, M. Gray - 1, J. James - 1, S. Paysinger - 1.



GAME-BY-GAME TEAM STATS

2016 MIAMI DOLPHINS GAME-BY-GAME STATISTICS																			
	SCORE				FIRST DOWNS				3RD DOWN		4TH DOWN		NET YARDS						
GAME	PTS	OPP	DIFF	OT	TOT	RUSH	PASS	PEN	CON	ATT	CON	ATT	TOT	RUSH	PASS	TO	PEN	YDS	TOP
at Seattle	10	12	-2	0	11	3	7	1	3	14	0	1	214	64	150	0	4	40	25:28
at New England	24	31	-7	0	23	2	19	2	5	10	0	1	457	70	387	4	5	49	23:14
CLEVELAND	30	24	6	OT	23	6	15	2	2	10	0	0	426	115	311	3	8	67	29:12
at Cincinnati	7	22	-15	0	8	3	5	0	2	11	0	1	222	62	160	2	7	68	21:58
TENNESSEE	17	30	-13	0	8	3	5	0	4	11	0	0	200	51	149	2	8	83	23:16
PITTSBURGH	30	15	15	0	24	12	10	2	7	14	0	0	474	222	252	0	8	95	36:30
BUFFALO	28	25	3	0	26	15	9	2	5	12	0	0	454	256	198	0	13	116	37:02
N.Y. JETS	27	23	4	0	20	7	9	4	5	11	0	1	274	137	137	0	8	86	30:22
at San Diego	31	24	7	0	17	5	11	1	4	10	0	0	337	106	231	1	11	81	27:01
at Los Angeles	14	10	4	0	17	5	10	2	1	11	0	0	240	98	142	1	8	82	28:41
SAN FRANCISCO	31	24	7	0	19	6	12	1	6	12	0	0	358	95	263	0	4	42	30:32
at Baltimore	6	38	-32	0	16	3	11	2	4	13	0	0	277	62	215	3	7	57	30:46
ARIZONA	26	23	3	0	15	3	11	1	4	13	0	0	314	83	231	3	14	118	30:04
at N.Y. Jets	34	13	21	0	13	2	10	1	5	12	0	0	303	67	236	1	9	70	27:28
at Buffalo	34	31	3	OT	22	12	10	0	5	12	0	0	494	261	233	1	2	15	33:40
NEW ENGLAND																			
TOTALS	349	345	4	2	262	87	154	21	62	176	0	4	5044	1749	3295	21	116	1068	28:22

2016 OPPONENTS GAME-BY-GAME STATISTICS																			
	SCORE				FIRST DOWNS				3RD DOWN		4TH DOWN		NET YARDS						
GAME	PTS	OPP	DIFF	OT	TOT	RUSH	PASS	PEN	CON	ATT	CON	ATT	TOT	RUSH	PASS	TO	PEN	YDS	TOP
at Seattle	12	10	2	0	21	4	16	1	5	16	2	3	352	112	240	2	8	69	34:32
at New England	31	24	7	0	29	11	15	3	7	14	0	0	463	161	302	1	7	65	36:46
CLEVELAND	24	30	-6	OT	21	8	10	3	4	15	0	0	430	169	261	1	13	91	37:22
at Cincinnati	22	7	15	0	19	4	13	2	3	15	1	1	362	77	285	0	6	40	38:02
TENNESSEE	30	17	13	0	23	13	8	2	5	12	0	1	398	235	163	0	5	40	36:44
PITTSBURGH	15	30	-15	0	15	3	11	1	3	11	0	1	297	128	169	2	6	65	23:30
BUFFALO	25	28	-3	0	16	4	9	3	3	13	0	0	267	67	200	0	6	45	22:58
N.Y. JETS	23	27	-4	0	18	3	10	5	3	11	0	0	332	140	192	2	10	77	29:38
at San Diego	24	31	-7	0	29	3	19	7	6	11	0	0	379	70	309	4	4	29	32:59
at Los Angeles	10	14	-4	0	12	3	6	3	2	13	1	1	227	102	125	1	8	70	31:19
SAN FRANCISCO	24	31	-7	0	25	9	15	1	7	14	2	2	475	193	282	2	7	65	29:28
at Baltimore	38	6	32	0	28	8	20	0	5	11	2	2	496	110	386	2	7	68	29:14
ARIZONA	23	26	-3	0	21	6	10	5	4	13	0	0	300	175	125	4	7	54	29:56
at N.Y. Jets	13	34	-21	0	20	8	10	2	5	15	0	3	360	116	244	4	3	42	32:32
at Buffalo	31	34	-3	OT	30	14	15	1	8	18	1	2	589	272	317	0	5	35	40:33
NEW ENGLAND																			
TOTALS	345	349	-4	2	327	101	187	39	70	201	9	16	5726	2127	3599	25	102	855	31:38



GAME-BY-GAME TEAM DEFENSIVE STATS

2016 MIAMI DOLPHINS GAME-BY-GAME TEAM DEFENSIVE STATISTICS											
GAME	SOLO	ASST	TOT	SACKS	YDS	TFL	QBH	INT	PD	FF	FR
at Seattle	33	52	85	3	18	3	9	1	5	0	1
at New England	36	48	84	2	22	5	7	0	2	3	1
CLEVELAND	52	12	64	4	18	7	8	0	5	2	1
at Cincinnati	39	32	71	1	11	7	3	0	6	1	0
TENNESSEE	45	20	65	0	0	2	1	0	0	1	0
PITTSBURGH	28	12	40	2	20	0	6	2	7	0	0
BUFFALO	31	8	39	4	21	5	9	0	1	0	0
N.Y. JETS	39	5	44	3	22	3	6	2	5	2	0
at San Diego	46	13	59	3	17	7	9	4	7	0	0
at Los Angeles	38	16	54	1	9	6	4	0	3	1	1
SAN FRANCISCO	40	29	69	2	14	4	9	1	7	1	1
at Baltimore	37	22	59	0	0	0	2	1	4	1	1
ARIZONA	33	26	58	3	20	3	8	2	8	2	2
at N.Y. Jets	37	24	61	3	22	7	8	3	7	1	1
at Buffalo	66	19	85	2	12	11	6	0	5	0	0
NEW ENGLAND											
TOTALS	600	338	938	33	226	70	95	16	72	15	9

2016 MIAMI DOLPHINS TURNOVERS							
GAME	TAKEAWAYS			GIVEAWAYS			DIFF
	INT	FUM	TOTAL	INT	FUM	TOTAL	
at Seattle	1	1	2	0	0	0	+2
at New England	0	1	1	2	2	4	-3
CLEVELAND	0	1	1	2	1	3	-2
at Cincinnati	0	0	0	1	1	2	-2
TENNESSEE	0	0	0	2	0	2	-2
PITTSBURGH	2	0	2	0	0	0	+2
BUFFALO	0	0	0	0	0	0	0
N.Y. JETS	2	0	2	0	0	0	+2
at San Diego	4	0	4	0	1	1	+3
at Los Angeles	0	1	1	1	0	1	0
SAN FRANCISCO	1	1	2	0	0	0	+2
at Baltimore	1	1	2	3	0	0	-1
ARIZONA	2	2	4	1	2	3	+1
at N.Y. Jets	3	1	4	1	0	1	+3
at Buffalo	0	0	0	1	0	0	-1
NEW ENGLAND							
TOTALS	16	9	25	14	7	21	+4



SPECIAL TEAMS STATS

2016 MIAMI DOLPHINS TEAM SPECIAL TEAMS STATISTICS								
GAME	SOLO	ASST	TOT	FF	FR	BFG	BPAT	BPNT
at Seattle	2	2	4	0	0	0	1	0
at New England	3	2	5	0	0	0	0	0
CLEVELAND	4	0	4	0	0	0	0	0
at Cincinnati	3	2	5	0	0	0	0	0
TENNESSEE	4	2	6	0	0	0	1	0
PITTSBURGH	3	0	3	0	0	0	0	0
BUFFALO	1	6	7	0	0	0	0	0
N.Y. JETS	3	2	5	0	0	0	0	0
at San Diego	5	1	6	0	1	0	0	0
at Los Angeles	6	2	8	0	0	0	0	0
SAN FRANCISCO	1	6	7	0	2	0	0	0
at Baltimore	4	0	4	0	0	0	0	0
ARIZONA	5	0	5	0	0	0	1	0
at N.Y. Jets	5	4	9	0	0	0	0	1
at Buffalo	4	4	8	1	0	0	0	0
NEW ENGLAND								
TOTALS	53	33	86	1	3	0	3	1

2016 MIAMI DOLPHINS INDIVIDUAL SPECIAL TEAMS STATISTICS								
PLAYER	SOLO	ASST	TOT	FF	FR	BFG	BPAT	BPNT
M. Thomas	16	3	19	1	0	0	0	0
M. Hull	10	7	17	0	0	0	0	0
S. Paysinger	5	2	7	0	0	0	0	0
W. Aikens	4	3	7	0	0	0	0	1
N. Hewitt	4	2	6	0	0	0	0	0
K. Drake	2	2	4	0	0	0	0	0
M. Gray	1	2	3	0	0	0	0	0
L. Pitts	1	2	3	0	0	0	0	0
B. Rambo	0	3	3	0	0	0	0	0
D. Williams	2	0	2	0	1	0	0	0
Z. Vigil	2	0	2	0	0	0	0	0
B. McCain	1	1	2	0	0	0	0	0
J. Lucas	0	2	2	0	0	0	0	0
M. Darr	1	1	2	0	0	0	0	0
I. Abdul-Quddus	1	0	1	0	0	0	0	0
J. Grant	1	0	1	0	2	0	0	0
A. Franks	1	0	1	0	0	0	0	0
J. Landry	1	0	1	0	0	0	0	0
C. Chekwa	0	1	1	0	0	0	0	0
J. Denney	0	1	1	0	0	0	0	0
T. Reilly	0	1	1	0	0	0	0	0
C. Jones	0	0	0	0	0	0	1	0
J. Phillips	0	0	0	0	0	0	1	0
J. Jones	0	0	0	0	0	0	1	0
TOTALS	53	33	86	1	3	0	3	1

2016 MIAMI DOLPHINS KICKOFF STATISTICS									
PLAYER	GP	KO	TB	PCT	YDS	AVG	RET	RET YDS	AVG START
A. Franks	15	71	42	59.2	4,594	64.7	29	605	24.2
TOTALS	15	71	42	59.2	4,594	64.7	29	605	24.2



DRIVE PRODUCTION

2016 MIAMI DOLPHINS GAME-BY-GAME DRIVE PRODUCTION										
GAME	POSS	TD	FGM	FGA	PUNT	INT	FUM	DWNS	TIME	SAF
at Seattle	12	1	1	2	7	0	0	1	1	0
at New England	12	3	1	1	4	2	2	0	0	0
CLEVELAND	15	4	1	1	6	2	1	0	1	0
at Cincinnati	11	1	0	0	7	1	1	1	0	0
TENNESSEE	10	1	1	1	6	2	0	0	0	0
PITTSBURGH	11	3	3	5	2	0	0	0	1	0
BUFFALO	12	3	2	2	5	0	0	0	2	0
N.Y. JETS	10	2	2	2	3	0	0	1	2	0
at San Diego	11	3	1	1	5	0	0	0	2	0
at Los Angeles	13	2	0	0	10	1	0	0	0	0
SAN FRANCISCO	11	4	1	1	5	0	0	0	1	0
at Baltimore	11	1	0	1	6	3	0	0	0	0
ARIZONA	14	3	1	1	8	1	1	0	0	0
at N.Y. Jets	12	4	0	0	6	1	0	0	1	0
at Buffalo	13	4	2	3	5	1	0	0	0	0
NEW ENGLAND										
TOTALS	178	39	16	21	85	14	5	3	11	0

2016 OPPONENTS GAME-BY-GAME DRIVE PRODUCTION										
GAME	POSS	TD	FGM	FGA	PUNT	INT	FUM	DWNS	TIME	SAF
at Seattle	12	1	2	2	6	1	1	1	0	0
at New England	12	4	1	2	4	0	1	0	1	0
CLEVELAND	13	1	3	6	5	0	1	0	0	0
at Cincinnati	12	1	5	5	4	0	0	0	2	0
TENNESSEE	12	4	1	1	5	0	0	1	1	0
PITTSBURGH	11	2	0	0	5	2	0	1	1	0
BUFFALO	11	3	1	1	7	0	0	0	0	0
N.Y. JETS	10	2	3	3	3	2	0	0	0	0
at San Diego	12	3	1	1	4	4	0	0	0	0
at Los Angeles	14	1	1	2	8	0	1	0	2	0
SAN FRANCISCO	11	3	1	1	4	1	1	0	1	0
at Baltimore	12	5	1	1	3	1	1	0	1	0
ARIZONA	15	3	1	2	5	2	2	0	1	0
at N.Y. Jets	13	1	2	2	4	3	1	2	0	0
at Buffalo	14	4	1	3	4	0	0	1	2	0
NEW ENGLAND										
TOTALS	184	38	24	32	71	16	9	6	12	0



RED ZONE PRODUCTION

2016 MIAMI DOLPHINS GAME-BY-GAME RED ZONE PRODUCTION											
GAME	POSS	TD	FGM	FGA	INT	FUM	DWNS	TIME	RZ PLAYS	RZ RUSH	RZ PASS
at Seattle	3	1	0	1	0	0	1	0	8	3	5
at New England	3	2	1	1	0	0	0	0	4	2	2
CLEVELAND	3	2	1	1	0	0	0	0	5	2	3
at Cincinnati	0	0	0	0	0	0	0	0	0	0	0
TENNESSEE	2	1	1	1	0	0	0	0	7	5	2
PITTSBURGH	6	2	3	4	0	0	0	0	19	10	9
BUFFALO	4	2	2	2	0	0	0	0	9	7	2
N.Y. JETS	4	1	2	2	0	0	0	1	8	3	5
at San Diego	3	2	1	1	0	0	0	0	6	3	3
at Los Angeles	2	2	0	0	0	0	0	0	4	0	4
SAN FRANCISCO	4	3	1	1	0	0	0	0	9	3	6
at Baltimore	2	1	0	0	1	0	0	0	1	0	1
ARIZONA	4	2	1	1	0	1	0	0	10	6	4
at N.Y. Jets	2	2	0	0	0	0	0	0	6	4	2
at Buffalo	3	2	1	1	0	0	0	0	8	7	1
NEW ENGLAND											
TOTALS	45	25	14	16	1	1	1	1	104	55	49

2016 OPPONENT GAME-BY-GAME RED ZONE PRODUCTION											
GAME	POSS	TD	FGM	FGA	INT	FUM	DWNS	TIME	RZ PLAYS	RZ RUSH	RZ PASS
at Seattle	2	1	1	1	0	0	0	0	7	2	5
at New England	4	3	1	1	0	0	0	0	8	4	4
CLEVELAND	3	1	0	2	0	0	0	0	6	3	3
at Cincinnati	3	1	2	2	0	0	0	0	10	5	5
TENNESSEE	3	3	0	0	0	0	0	0	8	4	4
PITTSBURGH	0	0	0	0	0	0	0	0	0	0	0
BUFFALO	3	2	1	1	0	0	0	0	7	3	4
N.Y. JETS	5	1	3	3	1	0	0	0	14	4	10
at San Diego	3	2	0	0	1	0	0	0	9	4	5
at Los Angeles	0	0	0	0	0	0	0	0	0	0	0
SAN FRANCISCO	5	3	1	1	0	0	0	1	12	7	5
at Baltimore	4	4	0	0	0	0	0	0	11	1	10
ARIZONA	4	0	1	1	1	1	1	0	11	3	8
at N.Y. Jets	4	0	1	1	1	1	1	0	11	3	8
at Buffalo	5	3	1	2	0	0	0	0	11	8	3
NEW ENGLAND											
TOTALS	47	26	11	15	3	1	1	1	121	49	72



PENALTIES

2016 GAME-BY-GAME PENALTIES						
	MIAMI			OPPONENTS		
GAME	PEN	YDS	1DWS	PEN	YDS	1DWS
at Seattle	4	40	1	8	69	1
at New England	5	49	3	7	65	2
CLEVELAND	8	67	3	13	91	2
at Cincinnati	7	68	2	6	40	0
TENNESSEE	8	83	2	5	40	0
PITTSBURGH	8	95	1	6	65	2
BUFFALO	13	116	3	6	45	2
N.Y. JETS	8	85	5	10	77	4
at San Diego	11	81	7	4	29	1
at Los Angeles	8	82	2	8	70	3
SAN FRANCISCO	4	42	1	7	65	1
at Baltimore	7	57	0	7	68	2
ARIZONA	14	118	5	7	54	1
at N.Y. Jets	9	70	2	3	42	1
at Buffalo	2	15	1	5	35	0
NEW ENGLAND						
TOTALS	116	1068	38	102	855	22



REPLAY REVIEWS

2016 REPLAY CHALLENGES BY DOLPHINS		
GAME	INITIAL RULING	RULING
LOS ANGELES (11/20)	R.Tannehill pass incomplete deep left to D.Parker (E.Gaines). Miami challenged the incomplete pass ruling.	Upheld
N.Y. JETS (12/17)	M.Moore pass incomplete short right to D.Sims. Miami challenged the incomplete pass ruling.	Reversed
N.Y. JETS (12/17)	B.Petty pass short middle to B.Powell to MIA 46 for 7 yards (A.Branch). Miami challenged the first down ruling.	Reversed

2016 REPLAY CHALLENGES BY OPPONENT		
GAME	INITIAL RULING	RULING
LOS ANGELES (11/20)	J.Goff pass short right to B.Quick to LA 28 for 9 yards. Los Angeles challenged the short of the line to gain ruling.	Upheld
SAN FRANCISCO (11/27)	R.Tannehill pass deep left to D.Parker pushed ob at SF 11 for 32 yards (T.Brock). San Francisco challenged the pass completion ruling.	Reversed
N.Y. JETS (12/17)	B.Powell left guard to MIA 47 for no gain (E.Mitchell). New York Jets challenged the short of the line to gain ruling.	Upheld
BUFFALO (12/24)	M. Moore short to K. Stills push ob at BUF 15. BUF challenged pass completion ruling.	Upheld

2016 REVIEWS BY REPLAY ASSISTANT		
GAME	INITIAL RULING	RULING
TENNESSEE (10/9)	J.Ajayi left guard for 4 yards, TOUCHDOWN.	Upheld
PITTSBURGH (10/16)	B.Roethlisberger pass short right intended for S.Coates INTERCEPTED by R.Jones at PIT 30. R.Jones to PIT 13 for 17 yards (J.James).	Upheld
BUFFALO (10/23)	R.Bush left guard for 1 yard, TOUCHDOWN.	Upheld
N.Y. JETS (11/6)	R.Tannehill pass short right to D.Jones for 1 yard, TOUCHDOWN.	Upheld
N.Y. JETS (11/6)	R.Fitzpatrick pass deep right to R.Anderson for 40 yards, TOUCHDOWN.	Reversed
SAN FRANCISCO (11/27)	R.Tannehill pass short right to D.Parker for 10 yards, TOUCHDOWN.	Reversed
SAN FRANCISCO (11/27)	C.Kaepernick pass incomplete deep right to J.Kerley (B.Maxwell).	Reversed
BALTIMORE (12/4)	R. Tannehill pass deep right intended for D.Parker INTERCEPTED by L. Webb at BLT -5 TOUCHBACK.	Upheld
ARIZONA (12/11)	R.Tannehill pass short left intended for K.Stills INTERCEPTED by M.Cooper at MIA 48. M.Cooper to MIA 48 for no gain (K.Stills).	Upheld
ARIZONA (12/11)	R.Tannehill FUMBLES (Aborted) at ARZ 2, RECOVERED by ARZ-R.Gunter at ARZ 1. R.Gunter to ARZ 1 for no gain (J.Ajayi).	Upheld
ARIZONA (12/11)	D.Williams right end to ARZ 42 for 5 yards (D.Swearinger).	Upheld
BUFFALO (12/24)	T.Taylor pass short right to C.Clays for 7 yards, TOUCHDOWN.	Upheld
BUFFALO (12/24)	T.Taylor pass short right to S.Watkins to MIA 17 for 14 yards (X.Howard).	Upheld



THIRD AND FOURTH DOWNS

2016 GAME-BY-GAME THIRD DOWNS						
GAME	MIAMI			OPPONENTS		
	MADE	ATT	PCT	MADE	ATT	PCT
at Seattle	3	14	21.4	5	16	31.3
at New England	5	10	50.0	7	14	50.0
CLEVELAND	2	10	20.0	4	15	27.0
at Cincinnati	2	11	18.0	3	15	20.0
TENNESSEE	4	11	36.0	5	12	42.0
PITTSBURGH	7	14	50.0	3	11	27.0
BUFFALO	5	12	42.0	3	13	23.0
N.Y. JETS	5	11	45.0	3	11	27.0
at San Diego	4	10	40.0	6	11	55.0
at Los Angeles	1	11	9.0	2	13	15.0
SAN FRANCISCO	6	12	50.0	7	14	50.0
at Baltimore	4	13	31.0	5	11	45.0
ARIZONA	4	13	31.0	4	13	31.0
at N.Y. Jets	5	12	42.0	5	15	33.0
at Buffalo	5	12	42.0	8	18	44.0
NEW ENGLAND						
TOTALS	62	176	35.2%	70	201	34.8%

2016 GAME-BY-GAME FOURTH DOWNS						
GAME	MIAMI			OPPONENTS		
	MADE	ATT	PCT	MADE	ATT	PCT
at Seattle	0	1	0.0	2	3	66.7
at New England	0	1	0.0	0	0	0.0
CLEVELAND	0	0	0.0	0	0	0.0
at Cincinnati	0	1	0.0	1	1	100.0
TENNESSEE	0	0	0.0	0	1	0.0
PITTSBURGH	0	0	0.0	0	1	0.0
BUFFALO	0	0	0.0	0	0	0.0
N.Y. JETS	0	1	0.0	0	0	0.0
at San Diego	0	0	0.0	0	0	0.0
at Los Angeles	0	0	0.0	1	1	100.0
SAN FRANCISCO	0	0	0.0	2	2	100.0
at Baltimore	0	0	0.0	2	2	100.0
ARIZONA	0	0	0.0	0	0	0.0
at N.Y. Jets	0	0	0.0	0	3	0.0
at Buffalo	0	0	0.0	1	2	50.0
NEW ENGLAND						
TOTALS	0	4	0.0%	9	16	56.3%



QUARTER-BY-QUARTER SCORING

2016 QUARTER-BY-QUARTER SCORING													
GAME	W/L	MIAMI						OPPONENTS					
		1Q	2Q	3Q	4Q	OT	TOT	1Q	2Q	3Q	4Q	OT	TOT
at Seattle	L	0	3	0	7	-	10	3	3	0	6	-	12
at New England	L	0	3	7	14	-	24	14	10	7	0	-	31
CLEVELAND	W	7	3	7	7	6	30	0	13	0	11	0	24
at Cincinnati	L	7	0	0	0	-	7	10	6	3	3	-	22
TENNESSEE	L	0	14	3	0	-	17	7	14	3	6	-	30
PITTSBURGH	W	3	13	7	7	-	30	8	0	0	7	-	15
BUFFALO	W	3	3	8	14	-	28	3	7	7	8	-	25
N.Y. JETS	W	7	7	6	7	-	27	10	3	0	10	-	23
at San Diego	W	0	7	14	10	-	31	0	10	7	7	-	24
at Los Angeles	W	0	0	0	14	-	14	7	0	3	0	-	10
SAN FRANCISCO	W	0	14	10	7	-	31	7	0	7	10	-	24
at Baltimore	L	0	0	0	6	-	6	14	10	0	14	-	38
ARIZONA	W	7	7	7	5	-	26	6	3	0	14	-	23
at N.Y. Jets	W	0	13	21	0	-	34	7	3	0	3	-	13
at Buffalo	W	7	7	14	3	3	34	0	7	14	10	0	31
NEW ENGLAND													
TOTALS	10-5	41	94	104	101	9	349	96	89	51	109	0	345

LONGEST DRIVES

2016 MIAMI DOLPHINS LONGEST DRIVES		
PLAYS	NET YARDS	TIME
15 (vs. Buffalo, 10/23)	91 (vs. San Francisco, 11/27)	8:00 (vs. Buffalo, 10/23)

2016 OPPONENTS LONGEST DRIVES		
PLAYS	NET YARDS	TIME
18 (at Baltimore, 12/4)	99 (vs. Arizona, 12/11)	8:57 (at Baltimore, 12/4)

GAME-BY-GAME INACTIVES

2016 MIAMI DOLPHINS GAME-BY-GAME INACTIVES							
at Seattle	Doughty	Parker	Pead	Ajayi	Pouncey	D. Thomas	Fede
at New England	Hunter	Lucas	Pead	D. Williams	Pouncey	Butler	D. Thomas
CLEVELAND	Hunter	Lucas	Foster	Paysinger	Pouncey	D. Thomas	Fede
at Cincinnati	Foster	Pouncey	Jenkins	Misi	Steen	Albert	Cameron
TENNESSEE	Howard	Foster	Jenkins	Misi	Tunsil	Albert	Cameron
PITTSBURGH	Howard	Benwikere	Aikens	Warmsley	Fede	Young	Cameron
BUFFALO	Howard	Benwikere	Warmsley	N. Williams	Fede	Sims	Cameron
N.Y. JETS	Lucas	Howard	Benwikere	N. Williams	Fede	Young	Sims
at San Diego	Lucas	Howard	Culliver	N. Williams	Fede	Young	Duarte
at Los Angeles	Howard	Pouncey	Jenkins	N. Williams	Albert	Duarte	M. Williams
SAN FRANCISCO	Lucas	Howard	Pouncey	Tunsil	Albert	Duarte	Orr
at Baltimore	Lucas	Howard	Pouncey	Jenkins	Harris	Duarte	Scott
ARIZONA	Howard	Alonso	Pouncey	Jenkins	Duarte	Scott	M. Williams
at N.Y. Jets	Tannehill	Lucas	N. Williams	Fede	Duarte	D. Jones	Scott
at Buffalo	Tannehill	Lucas	Maxwell	Jenkins	Duarte	D. Jones	Carroo
NEW ENGLAND							



GAME-BY-GAME STARTERS

2016 MIAMI DOLPHINS GAME-BY-GAME OFFENSE STARTERS											
GAME	WR	LT	LG	C	RG	RT	TE	WR	QB	RB	WR
at Seattle	Stills	Albert	Tunsil	Steen	Bushrod	James	Cameron	Landry	Tannehill	Foster	Carroo
at New England	Stills	Albert	Tunsil	Steen	Bushrod	James	Cameron	Landry	Tannehill	Foster	Parker
CLEVELAND	Stills	Albert	Tunsil	Steen	Bushrod	James	Cameron	Landry	Tannehill	Drake	Parker
at Cincinnati	Stills	Tunsil	Turner	Urbik	Bushrod	James	Sims	Landry	Tannehill	Carroo (WR)	Parker
TENNESSEE	Stills	Turner	Dal. Thomas	Pouncey	Bushrod	James	Sims	Landry	Tannehill	Ajayi	Gray (TE)
PITTSBURGH	Stills	Albert	Tunsil	Pouncey	Bushrod	James	Sims	Landry	Tannehill	Ajayi	Gray (TE)
BUFFALO	Stills	Albert	Tunsil	Pouncey	Bushrod	James	D. Jones	Landry	Tannehill	Ajayi	Gray (TE)
N.Y. JETS	Stills	Albert	Tunsil	Pouncey	Bushrod	James	D. Jones	Landry	Tannehill	Ajayi	Gray (TE)
at San Diego	Stills	Albert	Tunsil	Pouncey	Bushrod	James	Sims	Landry	Tannehill	Ajayi	Parker
at Los Angeles	Stills	Tunsil	Urbik	Steen	Bushrod	James	Sims	Landry	Tannehill	Ajayi	Parker
SAN FRANCISCO	Stills	Young	Urbik	Steen	Bushrod	James	Sims	Landry	Tannehill	Ajayi	Gray (TE)
at Baltimore	Stills	Albert	Tunsil	Steen	Bushrod	James	Sims	Landry	Tannehill	Ajayi	Parker
ARIZONA	Stills	Albert	Tunsil	Steen	Bushrod	James	Sims	Landry	Tannehill	Ajayi	Parker
at N.Y. Jets	Stills	Albert	Tunsil	Urbik	Bushrod	James	Sims	Landry	Moore	Ajayi	Gray (TE)
at Buffalo	Stills	Albert	Tunsil	Urbik	Bushrod	James	Sims	Landry	Moore	Ajayi	Gray (TE)
NEW ENGLAND											

2016 MIAMI DOLPHINS GAME-BY-GAME DEFENSE STARTERS											
GAME	DE	DT	DT	DE	LB	LB	LB	CB	CB	S	S
at Seattle	J. Jones	Suh	Phillips	M. Williams	Alonso	Misi	M. Thomas (CB)	Maxwell	Howard	R. Jones	Abdul-Quddus
at New England	J. Jones	Suh	Phillips	M. Williams	Alonso	Misi	Jenkins	Maxwell	Howard	R. Jones	Abdul-Quddus
CLEVELAND	J. Jones	Suh	Phillips	M. Williams	Alonso	M. Thomas (CB)	Jenkins	Maxwell	Howard	R. Jones	Abdul-Quddus
at Cincinnati	J. Jones	Suh	Phillips	M. Williams	Alonso	Butler	Hewitt	Lippett	Howard	R. Jones	Abdul-Quddus
TENNESSEE	J. Jones	Suh	Phillips	M. Williams	Alonso	Butler	Hewitt	Lippett	Maxwell	R. Jones	Abdul-Quddus
PITTSBURGH	Branch	Suh	Phillips	Wake	Alonso	Jenkins	McCain (CB)	Lippett	Maxwell	R. Jones	Abdul-Quddus
BUFFALO	Branch	Suh	Phillips	Wake	Alonso	Jenkins	McCain (CB)	Lippett	Maxwell	M. Thomas	Abdul-Quddus
N.Y. JETS	Branch	Suh	Phillips	Wake	Alonso	Jenkins	McCain (CB)	Lippett	Maxwell	M. Thomas	Abdul-Quddus
at San Diego	Branch	Suh	Phillips	Wake	Alonso	Butler	Hewitt	Lippett	Maxwell	M. Thomas	Abdul-Quddus
at Los Angeles	Branch	Suh	Phillips	Wake	Alonso	Butler	Hewitt	Lippett	Maxwell	M. Thomas	Abdul-Quddus
SAN FRANCISCO	Branch	Suh	Phillips	Wake	Alonso	Jenkins	McCain (CB)	Lippett	Maxwell	Rambo	Abdul-Quddus
at Baltimore	Branch	Suh	Mitchell	Wake	Alonso	Paysinger	McCain (CB)	Lippett	Maxwell	Rambo	Abdul-Quddus
ARIZONA	Branch	Suh	Mitchell	Wake	Hull	Paysinger	McCain (CB)	Lippett	Maxwell	Rambo	Abdul-Quddus
at N.Y. Jets	Branch	Suh	Mitchell	Wake	Alonso	Jenkins	McCain (CB)	Lippett	Maxwell	Rambo	Abdul-Quddus
at Buffalo	Branch	Suh	Mitchell	Wake	Alonso	Butler	Hewitt	Lippett	Howard	M. Thomas	Abdul-Quddus
NEW ENGLAND											



PARTICIPATION

2016 MIAMI DOLPHINS PARTICIPATION CHART																				
PLAYER	at SEA	at NE	CLE	at CIN	TEN	PIT	BUF	NYJ	at SD	at LA	SF	at BAL	ARZ	at NYJ	at BUF	NE	GP	GS	DNP	INA
Abdul-Quddus, Isa	S	S	S	S	S	S	S	S	S	S	S	S	S	S	S		15	15	0	0
Aikens, Walt	X	X	X	X	X	INA	X	X	X	X	X	X	X	X	X		14	0	0	1
Ajayi, Jay	INA	X	X	X	RB	RB	RB	RB	RB	RB	RB	RB	RB	RB	RB		14	11	0	1
Albert, Branden	LT	LT	LT	INA	INA	LT	LT	LT	LT	INA	INA	LT	LT	LT	LT		11	11	0	4
Alonso, Kiko	LB	LB	LB	LB	LB	LB	LB	LB	LB	LB	LB	LB	INA	LB	LB		14	14	0	1
Benwikere, Bene	NOR	NOR	NOR	NOR	NOR	INA	INA	INA	PS	PS	PS	PS	PS	PS	PS		0	0	0	3
Branch, Andre	X	X	X	X	X	DE	DE	DE	DE	DE	DE	DE	DE	DE	DE		15	10	0	0
Brendel, Jake	NOR	NOR	NOR	NOR	NOR	PS	PS	PS	PS	DNP	X	DNP	DNP	DNP	DNP		1	0	5	0
Brown, Da'Ron	NOR	NOR	NOR	NOR	NOR	NOR	NOR	NOR	NOR	NOR	NOR	PS	PS	PS	PS		0	0	0	0
Burgess, James	PS	NOR	NOR	NOR	NOR	NOR	NOR	NOR	NOR	NOR	NOR	NOR	NOR	NOR	NOR		0	0	0	0
Bushrod, Jermon	RG	RG	RG	RG	RG	RG	RG	RG	RG	RG	RG	RG	RG	RG	RG		15	15	0	0
Butler, Donald	NOR	INA	X	LB	LB	X	X	X	LB	LB	X	X	X	X	LB		13	5	0	1
Cameron, Jordan	TE	TE	TE	INA	INA	INA	INA	IR	IR	IR	IR	IR	IR	IR	IR		3	3	0	4
Carroo, Leonte	WR	X	X	WR	X	X	X	X	X	X	X	X	X	X	INA		14	2	0	1
Chekwa, Chimdi	NOR	NOR	NOR	NOR	NOR	X	X	X	NOR	NOR	NOR	NOR	NOR	NOR	NOR		3	0	0	0
Culliver, Chris	PUP	PUP	PUP	PUP	PUP	PUP	PUP	PUP	INA	NOR	NOR	NOR	NOR	NOR	NOR		0	0	0	1
Darr, Matt	X	X	X	X	X	X	X	X	X	X	X	X	X	X	X		15	0	0	0
Davis, Jesse	NOR	NOR	NOR	NOR	NOR	NOR	NOR	NOR	NOR	NOR	PS	PS	PS	PS	PS		0	0	0	0
Denney, John	X	X	X	X	X	X	X	X	X	X	X	X	X	X	X		15	0	0	0
Doughty, Brandon	INA	PS	PS	PS	PS	PS	PS	PS	PS	PS	PS	PS	PS	PS	PS		0	0	0	1
Douglas, Jamil	PS	PS	PS	X	PS	NOR	NOR	NOR	NOR	NOR	NOR	NOR	NOR	NOR	NOR		1	0	0	0
Drake, Kenyan	X	X	RB	X	X	X	X	X	X	X	X	X	X	X	X		15	1	0	0
Duarte, Thomas	PS	PS	PS	PS	PS	PS	PS	X	INA	INA	INA	INA	INA	INA	INA		1	0	0	7
Ekpre-Olomu, Ifo	IR	IR	IR	IR	IR	IR	IR	IR	IR	IR	IR	IR	IR	IR	IR		0	0	0	0
Fede, Terrence	INA	X	INA	X	X	INA	INA	INA	INA	X	X	X	X	INA	X		8	0	0	7
Foster, Arian	RB	RB	INA	INA	INA	X	X	NOR	NOR	NOR	NOR	NOR	NOR	NOR	NOR		4	2	0	3
Franks, Andrew	X	X	X	X	X	X	X	X	X	X	X	X	X	X	X		15	0	0	0
Grant, Jakeem	X	X	X	X	X	X	X	X	X	X	X	X	X	X	X		15	0	0	0
Gray, MarQueis	X	X	X	X	TE	TE	TE	TE	X	TE	X	X	X	TE	TE		15	7	0	0
Hendy, A.J.	PS	PS	PS	PS	PS	PS	PS	PS	PS	PS	PS	PS	PS	PS	PS		0	0	0	0
Harris, Bryce	NOR	NOR	NOR	NOR	NOR	NOR	NOR	NOR	NOR	NOR	DNP	INA	NOR	NOR	NOR		0	0	1	1
Hewitt, Neville	X	X	X	LB	LB	X	X	X	LB	LB	X	X	X	X	LB		15	5	0	0
Howard, Xavien	CB	CB	CB	CB	INA	INA	INA	INA	INA	INA	INA	INA	INA	X	CB		6	5	0	9
Hull, Mike	X	X	X	X	X	X	X	X	X	X	X	X	LB	X	X		15	1	0	0
Hunter, Justin	X	INA	INA	NOR	NOR	NOR	NOR	NOR	NOR	NOR	NOR	NOR	NOR	NOR	NOR		1	0	0	2
James, Ja'Wuan	RT	RT	RT	RT	RT	RT	RT	RT	RT	RT	RT	RT	RT	RT	RT		15	15	0	0
Jenkins, Jelani	X	LB	LB	INA	INA	LB	LB	LB	X	INA	LB	INA	INA	LB	INA		9	7	0	6
John, Ulrick	PS	PS	PS	PS	NOR	NOR	NOR	NOR	NOR	NOR	NOR	NOR	NOR	NOR	NOR		0	0	0	0
Johnson, Storm	NOR	NOR	NOR	NOR	NOR	NOR	NOR	NOR	PS	PS	PS	PS	PS	PS	PS		0	0	0	0
Jones, Chris	NOR	X	X	X	X	X	X	X	NOR	NOR	NOR	NOR	NOR	NOR	NOR		7	0	0	0
Jones, Dominique	NOR	NOR	NOR	NOR	X	X	TE	TE	X	X	X	X	X	INA	INA		9	2	0	2
Jones, Jason	DE	DE	DE	DE	DE	X	X	X	X	SUSP	SUSP	SUSP	X	X	X		13	5	0	0
Jones, Reshad	S	S	S	S	S	S	IR	IR	IR	IR	IR	IR	IR	IR	IR		6	6	0	0
Jordan, Dion	NFI	NFI	NFI	NFI	NFI	NFI	NFI	NFI	NFI	NFI	NFI	NFI	NFI	NFI	NFI		0	0	0	0
Laing, Cleyon	PS	PS	PS	PS	PS	PS	PS	NOR	NOR	NOR	NOR	NOR	NOR	NOR	NOR		0	0	0	0
Landry, Jarvis	WR	WR	WR	WR	WR	WR	WR	WR	WR	WR	WR	WR	WR	WR	WR		15	15	0	0
Lippett, Tony	X	X	X	CB	CB	CB	CB	CB	CB	CB	CB	CB	CB	CB	CB		15	12	0	0
Lucas, Jordan	X	INA	INA	X	X	X	X	INA	INA	X	INA	INA	X	INA	INA		7	0	0	8
Maxwell, Byron	CB	CB	CB	DNP	CB	CB	CB	CB	CB	CB	CB	CB	CB	CB	CB		13	13	1	1
McCaig, Bobby	X	X	X	X	X	CB	CB	CB	X	CB	CB	CB	CB	CB	X		15	7	0	0
Misi, Koa	LB	LB	X	INA	INA	IR	IR	IR	IR	IR	IR	IR	IR	IR	IR		3	2	0	2
Mitchell, Earl	X	IR	IR	IR	IR	IR	IR	IR	X	X	X	DT	DT	DT	DT		8	4	0	0
Moore, Matt	DNP	DNP	DNP	DNP	DNP	DNP	DNP	DNP	DNP	DNP	DNP	DNP	X	QB	QB		3	2	12	0
Orr, Leon	NOR	NOR	PS	PS	PS	X	X	X	X	X	INA	NOR	NOR	NOR	NOR		5	0	0	1
Parker, DeVante	INA	WR	WR	WR	X	X	X	WR	WR	X	WR	WR	WR	X	X		14	7	0	1
Paysinger, Spencer	X	X	INA	X	X	X	X	X	X	X	LB	LB	X	X	X		14	2	0	1
Pead, Isaiah	INA	INA	X	X	X	NOR	NOR	NOR	NOR	NOR	NOR	NOR	NOR	NOR	NOR		3	0	0	2
Perry, Senorise	NOR	NOR	NOR	NOR	NOR	PS	PS	PS	PS	PS	PS	PS	PS	PS	PS		0	0	0	0
Phillips, Jordan	DT	DT	DT	DT	DT	DT	DT	DT	DT	DT	DT	X	X	X	X		15	11	0	0
Pitts, Lafayette	PS	PS	PS	PS	PS	PS	PS	PS	X	X	X	X	X	X	X		7	0	0	0
Poole, Terry	NOR	NOR	NOR	NOR	NOR	PS	PS	PS	PS	PS	PS	PS	PS	PS	PS		0	0	0	0
Pouncey, Mike	INA	INA	INA	INA	C	C	C	C	INA	INA	INA	INA	IR	IR	IR		5	5	0	8
Rambo, Bacarri	NOR	NOR	NOR	NOR	NOR	NOR	NOR	X	X	S	S	S	S	X	X		8	4	0	0
Reilly, Trevor	NOR	NOR	NOR	NOR	NOR	NOR	NOR	NOR	NOR	NOR	NOR	NOR	INA	INA	X		1	0	0	0
Scott, Rashawn	PS	PS	PS	PS	PS	PS	PS	PS	PS	PS	PS	INA	INA	INA	X		1	0	0	3
Sims, Dion	X	X	X	TE	TE	TE	INA	INA	TE	TE	TE	TE	TE	TE	TE		13	10	0	2
Steen, Anthony	C	C	C	INA	X	X	X	X	C	C	C	C	C	X	X		14	7	0	1
Stillis, Kenny	WR	WR	WR	WR	WR	WR	WR	WR	WR	WR	WR	WR	WR	WR	WR		15	15	0	0
Suh, Ndamukong	DT	DT	DT	DT	DT	DT	DT	DT	DT	DT	DT	DT	DT	DT	DT		15	15	0	0
Tannehill, Ryan	QB	QB	QB	QB	QB	QB	QB	QB	QB	QB	QB	QB	QB	INA	INA		13	13	0	2
Thomas, Dallas	INA	INA	INA	DNP	LG	NOR	NOR	NOR	NOR	NOR	NOR	NOR	NOR	NOR	NOR		1	1	1	3
Thomas, Michael	CB	X	CB	X	X	X	S	S	S	S	X	X	X	X	S		15	7	0	0
Tunsil, Laremy	LG	LG	LG	LT	INA	LG	LG	LG	LG	LT	INA	LG	LG	LG	LG		13	13	0	2
Turner, Billy	X	X	X	LG	LT	NOR	NOR	NOR	NOR	NOR	NOR	NOR	NOR	NOR	NOR		5	2	0	0
Urbik, Craig	X	X	X	C	X	X	X	X	X	LG	LG	X	X	C	C		15	5	0	0
Vigil, Zach	NFI	NFI	NFI	NFI	NFI	NFI	NFI	X	X	X	X	X	X	X	NOR		7	0	0	0
Wake, Cameron	X	X	X	X	X	DE	DE	DE	DE	DE	DE	DE	DE	DE	DE		15	10	0	0
Warmesley, Julius	X	X	X	X	X	INA	INA	PS	PS	PS	PS	PS	PS	PS	PS		5	0	0	2
Watts, Brandon	PS	PS	PS	PS	PS	PS	PS	PS	PS	PS	PS	PS	PS	PS	PS		0	0	0	0
Williams, Damien	X	INA	X	X	X	X	X	X	X	X	X	X	X	X	X		14	0	0	1
Williams, Jordan	PS	PS	NOR	NOR	NOR	NOR	NOR	NOR	NOR	NOR	NOR	NOR	NOR	NOR	NOR		0	0	0	0
Williams, Mario	DE	DE	DE	DE	DE	X	X	X	X	INA	X	X	INA	X	X		13	5	0	2
Williams, Nick	NOR	NOR	NOR	NOR	NOR	NOR	INA	INA	INA	INA	X	X	X	INA	X		4	0	0	5
Yates, T.J.	NOR	NOR	NOR	NOR	NOR	NOR	NOR	NOR	NOR	NOR	NOR	NOR	NOR	DNP	DNP		0	0	2	0
Young, Sam	NOR	NOR	NOR	NOR	NOR	INA	X	INA	INA	X	LT	X	X	X	X		7	1	0	3

POSITION IN CAPS = STARTER

X = PLAYED/SUBSTITUTED

DNP = DID NOT PLAY

INA = INACTIVE

IR = INJURED RESERVE

NOR = NOT ON ROSTER

LEGEND

SUSP = SUSPENDED

PS = PRACTICE SQUAD

PUP = PHYSICALLY UNABLE TO PERFORM

NFI - NON-FOOTBALL INJURY



THE LAST TIME... (TEAM)

WON IN OVERTIME

DOLPHINS:	12/24/16	Dolphins win at Buffalo, 34-31 (27-yard field goal by Andrew Franks)
OPPONENT:	9/30/12	Cardinals win at Arizona, 24-21 (Jay Feely 46-yard field goal 6:31 into overtime)

WON BY SCORING IN THE LAST TWO MINUTES OF REGULATION

DOLPHINS:	12/11/16	Dolphins win vs. Arizona, 26-23 (last score at 0:00)
OPPONENT:	9/11/16	Seahawks win at Seattle, 12-10 (last score at 0:35)

TIED GAME BY SCORING IN THE LAST TWO MINUTES OF REGULATION

DOLPHINS:	12/24/16	Dolphins win at Buffalo, 34-31 (tied game at 0:06)
OPPONENT:	9/30/12	Cardinals tied at Arizona, 21-21 (tied game at 0:22)

SHUTOUT

DOLPHINS:	11/2/14	Dolphins win vs. San Diego, 37-0
OPPONENT:	12/22/13	Bills win at Buffalo, 19-0

WON BY 20-OR-MORE POINTS

DOLPHINS:	12/17/16	Dolphins win at N.Y. Jets, 34-13
OPPONENT:	12/4/16	Ravens win at Baltimore, 38-6

WON AFTER TRAILING BY 20-OR-MORE POINTS

DOLPHINS:	12/4/05	Dolphins win vs. Buffalo, 24-23 (Bills ahead 21-0 in 1st Q)
OPPONENT:	10/25/09	Saints win vs. New Orleans, 46-34 (Dolphins ahead 24-3 in 2nd Q)

HELD A 28-OR-MORE POINT LEAD

DOLPHINS:	10/18/15	Dolphins win at Tennessee, 38-10
OPPONENT:	12/4/16	Dolphins loss at Baltimore, 38-6 (32)

HELD A 21-OR-MORE POINT LEAD

DOLPHINS:	12/17/16	Dolphins win at N.Y. Jets, 34-13 (Dolphins led by 24, 3rd Q)
OPPONENT:	12/4/16	Ravens win at Baltimore, 38-6 (32)

SCORED 20-OR-MORE POINTS IN A QUARTER

DOLPHINS:	12/17/16	Dolphins win at N.Y. Jets, 34-13 (21 points, 3rd Q)
OPPONENT:	12/14/14	Patriots win at New England, 41-13 (24 points, 3rd Q)

SCORED 20-OR-MORE POINTS IN A HALF

DOLPHINS:	12/17/16	Dolphins win at N.Y. Jets, 34-13 (21 points, 2nd half)
OPPONENT:	12/24/16	Dolphins win at Buffalo, 34-31 (24 points, 2nd half)

HELD OPPONENT WITHOUT A TOUCHDOWN

DOLPHINS:	11/13/14	Dolphins win vs. Buffalo, 22-9
OPPONENT:	12/22/13	Bills win at Buffalo, 19-0

TOUCHDOWNS SCORED BY OFFENSE AND DEFENSE

DOLPHINS:	11/13/16	Dolphins win at San Diego, 31-24 (3 offense, 1 defense)
OPPONENT:	9/25/16	Dolphins win vs. Cleveland, 30-24 (1 offense, 1 defense)

TOUCHDOWNS SCORED BY OFFENSE, DEFENSE AND SPECIAL TEAMS

DOLPHINS:	11/1/09	Dolphins win at New York Jets, 30-25 (1 offense, 1 defense, 2 special teams)
OPPONENT:	10/4/10	Patriots win at New England, 41-14 (2 offense, 1 defense, 2 special teams)

SAFETY SCORED

DOLPHINS:	12/21/14	Terrence Fede blocked a Jeff Locke punt out of the end zone vs. Minnesota
OPPONENT:	12/26/15	Ryan Tannehill was sacked in end zone vs. Indianapolis



THE LAST TIME... (OFFENSE)

600-OR-MORE TOTAL NET YARDS OF OFFENSE

DOLPHINS:	N/A
OPPONENT:	9/12/11 Patriots win vs. New England, 38-24 (622; 106 rushing, 516 passing)

500-OR-MORE TOTAL NET YARDS OF OFFENSE

DOLPHINS:	10/25/15 Dolphins win vs. Houston, 44-26 (503; 248 rushing, 255 passing)
OPPONENT:	12/24/16 Dolphins win at Buffalo, 34-31 (589; 272 rushing, 317 passing)

400-OR-MORE TOTAL NET YARDS OF OFFENSE

DOLPHINS:	12/24/16 Dolphins win at Buffalo, 34-31 (494; 261 rushing, 233 passing)
OPPONENT:	12/24/16 Dolphins win at Buffalo, 34-31 (589; 272 rushing, 317 passing)

300-OR-MORE NET YARDS RUSHING BY TEAM

DOLPHINS:	10/25/15 Dolphins win vs. Houston, 44-26
OPPONENT:	12/18/88 Steelers win at Pittsburgh, 40-24 (305)

200-OR-MORE NET YARDS RUSHING BY TEAM

DOLPHINS:	12/24/16 Dolphins win at Buffalo, 34-31 (261)
OPPONENT:	12/24/16 Dolphins win at Buffalo, 34-31 (272)

INDIVIDUAL 200-YARD RUSHING GAME

DOLPHINS:	12/24/16 Jay Ajayi (32-206-1 TD) at Buffalo
OPPONENT:	12/7/86 Rueben Mayes (28-203-2 TDs) vs. New Orleans

INDIVIDUAL 150-YARD RUSHING GAME

DOLPHINS:	12/24/16 Jay Ajayi (32-206-1 TD) at Buffalo
OPPONENT:	10/4/15 Chris Ivory (29-166-1 TD) vs. N.Y. Jets

INDIVIDUAL 100-YARD RUSHING GAME

DOLPHINS:	12/24/16 Jay Ajayi (32-206-1 TD) at Buffalo
OPPONENT:	12/24/16 LeSean McCoy (24-128-1 TD) at

TWO 100-YARD RUSHERS IN THE SAME GAME

DOLPHINS:	10/5/75 Mercury Morris (125 yards) and Don Nottingham (102 yards) at Green Bay
OPPONENT:	11/8/15 LeSean McCoy (112 yards) and Karlos Williams (110 yards) of Buffalo

CONSECUTIVE 100-YARD RUSHING GAMES

DOLPHINS:	10/16/16- Jay Ajayi (25-204-2 TDs) vs. Pittsburgh; 11/6/16 (28-214-1 TD) vs. Buffalo; (24-111-1 TD) vs. N.Y. Jets
OPPONENT:	11/23/14 – C.J. Anderson (27-167-1 TD) at Denver; 12/1/14 Chris Johnson (17-105-0 TDs) at N.Y. Jets

COMBINED 200-YARD RUSHING BY TWO PLAYERS

DOLPHINS:	12/24/16 Jay Ajayi (206 yards) and Damien Williams (56 yards) at Buffalo
OPPONENT:	12/24/16 LeSean McCoy (128 yards) and Mike Gillislee (91 yards) at Buffalo

INDIVIDUAL WITH 30-OR-MORE CARRIES

DOLPHINS:	12/24/16 32 by Jay Ajayi (32-206-1 TD) at Buffalo
OPPONENT:	9/21/14 32 by Kniles Davis (32-132) vs. Kansas City

INDIVIDUAL WITH 25-OR-MORE CARRIES

DOLPHINS:	12/24/16 32 by Jay Ajayi (32-206-1 TD) at Buffalo
OPPONENT:	10/9/16 27 by DeMarco Murray (27-121-0 TDs) vs. Tennessee

RUSHING PLAY OF 80-OR-MORE YARDS

DOLPHINS:	10/25/15 85t by Lamar Miller vs. Houston
OPPONENT:	Has never happened

RUSHING PLAY OF 60-OR-MORE YARDS

DOLPHINS:	10/16/16 62 by Jay Ajayi vs. Pittsburgh
OPPONENT:	10/16/16 60 by Darrius Heyward-Bey vs. Pittsburgh

RUSHING PLAY OF 40-OR-MORE YARDS

DOLPHINS:	12/24/16 57 by Jay Ajayi; 45 by Kenyan Drake at Buffalo
OPPONENT:	12/11/16 56t by J.J. Nelson vs. Arizona

INDIVIDUAL WITH TWO-OR-MORE RUSHING TOUCHDOWNS

DOLPHINS:	10/16/16 Jay Ajayi (2) vs. Pittsburgh
OPPONENT:	12/27/15 Frank Gore (2) vs. Indianapolis

400 NET YARDS PASSING BY TEAM

DOLPHINS:	10/1/95 Dolphins win at Cincinnati, 26-23 (442)
OPPONENT:	11/4/12 Colts win at Indianapolis, 23-20 (419)

300 NET YARDS PASSING BY TEAM

DOLPHINS:	9/25/16 Dolphins win vs. Browns, 30-24 (311)
OPPONENT:	12/24/16 Dolphins win at Buffalo, 39-26 (317)

INDIVIDUAL WITH 50-OR-MORE PASS ATTEMPTS

DOLPHINS:	11/29/15 58 Ryan Tannehill (33-58-351-3 TDs-1 INT) at New York Jets
OPPONENT:	9/7/14 56 Tom Brady (29-56-249 -1 TD-0 INTs) vs. New England



THE LAST TIME... (OFFENSE)

INDIVIDUAL WITH 40-OR-MORE PASS ATTEMPTS

DOLPHINS:	12/4/16	40 Ryan Tannehill (40-29-226-1 TD-3 INTs) at Baltimore
OPPONENT:	12/4/16	47 Joe Flacco (36-47-381-4 TDs-1 INT) at Baltimore

INDIVIDUAL WITH 30-OR-MORE PASS COMPLETIONS

DOLPHINS:	9/18/16	32 Ryan Tannehill (32-45-389-2 TDs-2 INTs) at New England
OPPONENT:	12/4/16	36 Joe Flacco (36-47-381-4 TDs-1 INT) at Baltimore

INDIVIDUAL WITH 25-OR-MORE PASS COMPLETIONS

DOLPHINS:	12/4/16	29 Ryan Tannehill (40-29-226-1 TD-3 INTs) at Baltimore
OPPONENT:	12/24/16	26 Tyrod Taylor (26-39-329-3 TDs-0 INTs) at Buffalo

NO SACKS ALLOWED

DOLPHINS:	12/24/16	Dolphins win at Buffalo, 34-31 (30 attempts – Matt Moore)
OPPONENT:	12/4/16	Dolphins loss at Baltimore, 38-6 (47 attempts – Joe Flacco)

HIGHEST INDIVIDUAL PASSER RATING (MIN. 20 ATTEMPTS)

DOLPHINS:	10/25/15	158.3 – Ryan Tannehill (18-19-239-4 TDs) win at Houston, 44-26
OPPONENT:	12/28/14	158.3 – Geno Smith (20-25-358-3 TDs) vs. New York Jets, 37-24

INDIVIDUAL 300-YARD PASSING GAME

DOLPHINS:	9/25/16	319 Ryan Tannehill (25-39-3 TDs-2 INTs) vs. Cleveland
OPPONENT:	12/24/16	329 Tyrod Taylor (26-39-329-3 TDs-0 INTs) at Buffalo

CONSECUTIVE 300-YARD PASSING GAMES

DOLPHINS:	9/18/16-9/25/16	389 Ryan Tannehill (32-45-3 TDs-2 INTs) at New England, 319 Ryan Tannehill (25-39-3 TDs-2 INTs) vs. Cleveland
OPPONENT:	12/14/15-12/20/15	Philip Rivers (26-36-331-3 TDs-2 INTs) at San Diego, Eli Manning (27-31-337-4 TDs-0 INTs) vs. N.Y. Giants

INDIVIDUAL FOUR-OR-MORE TOUCHDOWN PASSES

DOLPHINS:	12/17/16	4 Matt Moore (12-18-236-4 TDs-1 INT) at N.Y. Jets, 34-13
OPPONENT:	12/4/16	4 Joe Flacco (36-47-381-4 TDs-1 INT) at Baltimore

INDIVIDUAL WITH THREE-OR-MORE TOUCHDOWN PASSES

DOLPHINS:	12/17/16	4 Matt Moore (12-18-236-4 TDs-1 INT) at N.Y. Jets, 34-13
OPPONENT:	12/24/16	3 Tyrod Taylor (26-39-329-3 TDs-0 INTs) at Buffalo

INDIVIDUAL WITH 15-OR-MORE RECEPTIONS

DOLPHINS:	12/4/05	15 Chris Chambers (15-238-1 TD) vs. Buffalo
OPPONENT:	12/24/95	15 Isaac Bruce (15-210-1 TD) at St. Louis Rams

INDIVIDUAL WITH 10-OR-MORE RECEPTIONS

DOLPHINS:	12/4/16	11 Jarvis Landry (11-87-0 TDs) at Baltimore
OPPONENT:	12/17/16	11 Bilal Powell (11-78-0 TDs) at N.Y. Jets

INDIVIDUAL WITH 200-YARD RECEIVING GAME

DOLPHINS:	9/30/12	253 Brian Hartline (12-253-1 TD) at Arizona
OPPONENT:	12/28/14	221 Eric Decker (10-221-1 TD) vs. New York Jets

INDIVIDUAL WITH 150-YARD RECEIVING GAME

DOLPHINS:	9/30/12	253 Brian Hartline (12-253-1 TD) at Arizona
OPPONENT:	12/24/16	154 Sammy Watkins (7-154-1 TD) at Buffalo

INDIVIDUAL WITH 100-YARD RECEIVING GAME

DOLPHINS:	12/17/16	108 Jarvis Landry (3-108-1 TD) at N.Y. Jets
OPPONENT:	12/24/16	154 Sammy Watkins (7-154-1 TD) at Buffalo

TWO 100-YARD RECEIVERS IN THE SAME GAME

DOLPHINS:	9/18/16	137 Jarvis Landry (10-137-0 TDs) at New England and 106 DeVante Parker (8-106-0 TDs) at New England
OPPONENT:	11/9/14	Calvin Johnson (7-113-1TD) and Golden Tate (11-109-0 TDs) at Detroit

CONSECUTIVE 100-YARD RECEIVING GAMES

DOLPHINS:	12/11/16-12/17/16	103 Jarvis Landry (4-103-0 TDs) vs. Arizona, 108 Jarvis Landry (3-108-1 TD) at N.Y. Jets
OPPONENT:	9/25/16-9/29/16	Terrelle Pryor Sr. (8-144-0 TDs) vs. Cleveland, A.J. Green (10-173-1 TD) at Cincinnati

100-YARD RECEIVING IN A HALF

DOLPHINS:	11/13/16	Tyrell Williams (4-109-1 TD in the second half) at San Diego
OPPONENT:	9/29/16	A.J. Green (8-123-1 TD in the first half) at Cincinnati



THE LAST TIME... (OFFENSE)

PASS PLAY OF 90-OR-MORE YARDS

DOLPHINS:	Has never happened
OPPONENT:	9/12/11 99t, Tom Brady to Wes Welker vs. New England

PASS PLAY OF 80-OR-MORE YARDS

DOLPHINS:	9/30/12 80, Ryan Tannehill to Brian Hartline at Arizona
OPPONENT:	12/14/15 84, Eli Manning to Odell Beckham Jr. vs. N.Y. Giants

PASS PLAY OF 60-OR-MORE YARDS

DOLPHINS:	12/17/16 66t, Matt Moore to Jarvis Landry at N.Y. Jets
OPPONENT:	1/3/16 63, Tom Brady to James White vs. New England

PASS PLAY OF 50-OR-MORE YARDS

DOLPHINS:	12/24/16 56, Matt Moore to DeVante Parker at Buffalo
OPPONENT:	12/24/16 53 Tyrod Taylor to Sammy Watkins at Buffalo

PASS PLAY OF 40-OR-MORE YARDS

DOLPHINS:	12/24/16 56, Matt Moore to DeVante Parker; 44, Matt Moore to Damien Williams at Buffalo
OPPONENT:	12/24/16 53 Tyrod Taylor to Sammy Watkins at Buffalo

INDIVIDUAL WITH THREE-OR-MORE TOUCHDOWN RECEPTIONS

DOLPHINS:	12/21/98 Lamar Thomas (6-136-3 TDs) vs. Denver
OPPONENT:	12/20/15 Danny Woodhead (6-50-3 TDs) at San Diego

INDIVIDUAL WITH TWO-OR-MORE TOUCHDOWN RECEPTIONS

DOLPHINS:	12/17/16 Dion Sims (4-31-2 TDs) at N.Y. Jets
OPPONENT:	12/24/16 Charles Clay (8-85-2 TDs) at Buffalo

LED TEAM IN BOTH RUSHING AND RECEIVING YARDS IN THE SAME GAME

DOLPHINS:	9/11/16 Arian Foster at Seattle (38 yards rushing and 62 yards receiving)
OPPONENT:	12/17/16 Bilal Powell at N.Y. Jets (84 yards rushing and 78 yards receiving)

100-YARD RUSHER & RECEIVER IN THE SAME GAME

DOLPHINS:	10/23/16 Jay Ajayi (214 yards rushing), Kenny Stills (100 yards receiving) vs. Buffalo
OPPONENT:	12/24/16 LeSean McCoy (128 yards rushing), Sammy Watkins (154 yards receiving) at Buffalo

100-YARD RUSHER, 100-YARD RECEIVER & 300-YARD PASSER IN THE SAME GAME

DOLPHINS:	12/1/91 Dan Marino (307 yards passing), Mark Higgs (131 yards rushing), Tony Martin (106 yards receiving)
OPPONENT:	12/24/16 Tyrod Taylor (329 yards passing), LeSean McCoy (128 yards rushing), Sammy Watkins (154 receiving yards)

INDIVIDUAL WITH AT LEAST ONE RUSHING AND ONE RECEIVING TOUCHDOWN IN THE SAME GAME

DOLPHINS:	11/13/16 Damien Williams (1 rushing, 1 receiving) at San Diego
OPPONENT:	12/11/16 J.J. Nelson (1 rushing, 1 receiving) vs. Arizona

INDIVIDUAL WITH AT LEAST ONE RUSHING TOUCHDOWN AND ONE TOUCHDOWN PASS IN THE SAME GAME

DOLPHINS:	11/23/14 Ryan Tannehill (1 rushing, 3 passing) at Denver
OPPONENT:	10/9/16 Marcus Mariota (1 rushing, 3 passing) vs. Tennessee

NO TURNOVERS

DOLPHINS:	11/27/16 Dolphins win vs. San Francisco, 31-24
OPPONENT:	12/24/16 Dolphins win at Buffalo, 34-31

TOUCHDOWN SCORED ON FIRST DRIVE

DOLPHINS:	12/11/16 Dolphins win vs. Arizona, 26-23
OPPONENT:	12/17/16 Dolphins win at N.Y. Jets, 34-13

SUCCESSFUL TWO-POINT CONVERSION

DOLPHINS:	10/23/16 Ryan Tannehill pass to Jarvis Landry vs. Buffalo
OPPONENT:	12/11/16 Carson Palmer pass to David Johnson vs. Arizona

FAILED TWO POINT CONVERSION ATTEMPT

DOLPHINS:	12/4/16 Ryan Tannehill pass short to Jarvis Landry at Baltimore
OPPONENT:	10/25/15 Brian Hoyer incomplete pass to Jonathan Grimes vs. Houston



THE LAST TIME... (DEFENSE)

HELD OPPONENT UNDER 100 NET YARDS OF TOTAL OFFENSE

DOLPHINS:	10/21/73	Dolphins held Buffalo to 76 net yds in a home win
OPPONENT:	10/12/80	New England held Dolphins to 88 net yds in a Dolphins road loss

HELD OPPONENT UNDER 150 NET YARDS OF TOTAL OFFENSE

DOLPHINS:	9/21/03	Dolphins held Buffalo to 118 net yds in a home win
OPPONENT:	12/22/12	Buffalo held Dolphins to 103 net yds in a Dolphins road loss

HELD OPPONENT UNDER 200 NET YARDS OF TOTAL OFFENSE

DOLPHINS:	1/3/16	Dolphins held New England to 196 net yds in a Dolphins home win
OPPONENT:	11/15/12	Buffalo held Dolphins to 184 net yds in a Dolphins road loss

HELD OPPONENT UNDER 300 NET YARDS OF TOTAL OFFENSE

DOLPHINS:	11/20/16	Dolphins held Los Angeles to 226 net yds in a Dolphins away win
OPPONENT:	12/4/16	Baltimore held Dolphins to 277 net yds in a Dolphins away loss

HELD OPPONENT UNDER 30 YARDS RUSHING

DOLPHINS:	9/30/12	Dolphins held Arizona to 28 rushing yds in a road loss
OPPONENT:	11/29/15	New York Jets held Dolphins to 12 rushing yds in a road loss

HELD OPPONENT UNDER 50 YARDS RUSHING

DOLPHINS:	11/2/14	Dolphins held San Diego to 50 rushing yds in a Dolphins home win
OPPONENT:	12/20/15	San Diego held Dolphins to 44 rushing yds in a Dolphins road loss

HELD OPPONENT UNDER 75 YARDS RUSHING

DOLPHINS:	11/13/16	Dolphins held San Diego to 70 rushing yds in an away game win
OPPONENT:	12/17/16	N.Y. Jets held Dolphins to 67 rushing yds in a Dolphins away win

HELD OPPONENT UNDER 100 YARDS RUSHING

DOLPHINS:	11/13/16	Dolphins held San Diego to 70 rushing yds in an away game win
OPPONENT:	12/17/16	N.Y. Jets held Dolphins to 67 rushing yds in a Dolphins away win

HELD OPPONENT UNDER 100 NET YARDS PASSING

DOLPHINS:	12/1/14	Dolphins held N.Y. Jets to 49 net passing yds in win at N.Y. Jets
OPPONENT:	12/22/13	Buffalo held Dolphins to 89 net passing yds in Dolphins road loss

HELD OPPONENT UNDER 150 NET YARDS PASSING

DOLPHINS:	12/11/16	Dolphins held Arizona to 125 net passing yds in a Dolphins home win
OPPONENT:	11/20/16	Los Angeles held Dolphins to 142 net passing yds in Dolphins away win

TWO INTERCEPTION RETURNS FOR A TOUCHDOWN

DOLPHINS:	10/26/14	Louis Delmas (81yd TD) and Brent Grimes (22yd TD) at Jacksonville
OPPONENT:	10/25/09	Darren Sharper (42yd TD) and Tracy Porter (54yd TD) vs. New Orleans

INTERCEPTION RETURN FOR A TOUCHDOWN

DOLPHINS:	11/13/16	Kiko Alonso (60yd TD) at San Diego
OPPONENT:	9/25/16	Brian Boddy-Calhoun (27yd TD) vs. Cleveland

INDIVIDUAL WITH THREE-OR-MORE INTERCEPTIONS

DOLPHINS:	11/7/99	Sam Madison (3) vs. Tennessee
OPPONENT:	10/20/02	Nate Clements (3) at Buffalo

INDIVIDUAL WITH TWO-OR-MORE INTERCEPTIONS

DOLPHINS:	12/17/16	Tony Lippett (2) at N.Y. Jets
OPPONENT:	9/27/15	Preston Brown (2) vs. Buffalo

SEVEN-OR-MORE SACKS BY TEAM

DOLPHINS:	9/30/12	Dolphins recorded 8 sacks in a loss at Arizona
OPPONENT:	12/27/15	Indianapolis Colts recorded 7 sacks in a home win

SIX-OR-MORE SACKS BY TEAM

DOLPHINS:	10/18/15	Dolphins recorded 6 sacks in a win at Tennessee
OPPONENT:	10/9/16	Tennessee recorded 6 sacks in a road win

FIVE-OR-MORE SACKS BY TEAM

DOLPHINS:	10/18/15	Dolphins recorded 6 sacks in a win at Tennessee
OPPONENT:	10/9/16	Tennessee recorded 6 sacks in a road win

INDIVIDUAL WITH FOUR-OR-MORE SACKS

DOLPHINS:	10/18/15	Cameron Wake (4.0) at Tennessee
OPPONENT:		Has never happened

INDIVIDUAL WITH THREE-OR-MORE SACKS

DOLPHINS:	10/18/15	Cameron Wake (4.0) at Tennessee
OPPONENT:	12/7/14	Elvis Dumervil (3.5) vs. Baltimore

INDIVIDUAL WITH TWO-OR-MORE SACKS

DOLPHINS:	11/13/16	Cameron Wake (2.0) at San Diego
OPPONENT:	11/20/16	Dominique Easley (2.0) in Rams home lost

FUMBLE RECOVERED FOR TOUCHDOWN

DOLPHINS:	9/28/14	Cortland Finnegan (50) at Oakland (London)
OPPONENT:	12/20/07	Chinedum Ndukwe (54) at Cincinnati



THE LAST TIME... (SPECIAL TEAMS)

KICKOFF RETURN FOR A TOUCHDOWN

DOLPHINS:	11/6/16	Kenyan Drake (96TD) vs. N.Y. Jets
OPPONENT:	9/14/14	C.J. Spiller (102TD) at Buffalo

KICKOFF RETURN FOR A TOUCHDOWN ON THE OPENING KICKOFF

DOLPHINS:	12/5/71	Mercury Morris (94 yds) at New England
OPPONENT:	11/28/10	Jacoby Ford (101TD) at Oakland

KICKOFF RETURN FOR 50 YARDS OR MORE

DOLPHINS:	11/27/16	Kenyan Drake (78) vs. San Francisco
OPPONENT:	12/28/14	Chris Owusu (87) vs. New York Jets

PUNT RETURN FOR A TOUCHDOWN

DOLPHINS:	10/9/16	Jakeem Grant (74TD) vs. Tennessee
OPPONENT:	11/15/12	Leodis McKelvin (79TD) at Buffalo

PUNT RETURN FOR 50 YARDS OR MORE

DOLPHINS:	10/9/16	Jakeem Grant (74TD) vs. Tennessee
OPPONENT:	11/29/15	Jeremy Kerley (57) at New York Jets

BLOCKED PUNT RECOVERED FOR TOUCHDOWN

DOLPHINS:	12/17/16	Walt Aikens at N.Y. Jets
OPPONENT:	9/29/91	Chris Burkett vs. New York Jets

BLOCKED PUNT

DOLPHINS:	12/17/16	Walt Aikens at N.Y. Jets (<i>Blocked a Lachlan Edward punt returned 11 yards for a TD in the 3rd quarter</i>)
OPPONENT:	9/14/14	Boobie Dixon at Buffalo (<i>Block a Brandon Fields punt in the 1st quarter</i>)

DEFENSIVE TWO-POINT SCORE ON PAT ATTEMPT

DOLPHINS:	12/11/16	Dolphins (J. Phillips) blocked Arizona's (C. Catanzaro) PAT, W. Aikens returned the PAT for two points
OPPONENT:		Has never happened

BLOCKED PAT

DOLPHINS:	12/11/16	Dolphins (J. Phillips) blocked Arizona's (C. Catanzaro) extra point vs. Arizona
OPPONENT:	11/15/09	Tampa Bay (D. Penn) blocked Dolphins' (D. Carpenter) extra point vs. Tampa Bay

MISSED (NOT BLOCKED) PAT

DOLPHINS:	12/17/16	Andrew Franks at N.Y. Jets
OPPONENT:	12/11/16	Chandler Catanzaro vs. Arizona

BLOCKED FIELD GOAL

DOLPHINS:	11/9/14	Earl Mitchell at Detroit (Matt Prater 42-yd attempt)
OPPONENT:	10/16/16	Daniel McCullers vs. Pittsburgh (Andrew Franks 24-yd attempt)

BLOCKED FIELD GOAL RETURNED FOR A TD

DOLPHINS:	12/19/71	Curtis Johnson (47TD) on Tim Webster attempt vs. Green Bay
OPPONENT:	12/14/14	Kyle Arrington (62TD) on Caleb Sturgis attempt vs. New England

INDIVIDUAL WITH SIX-OR-MORE FIELD GOALS ATTEMPTED

DOLPHINS:	11/28/10	Dan Carpenter (4-6) at Oakland (49, 51SH, 23, 44, 49 WR, 25)
OPPONENT:	9/25/16	Cody Parkey (3-6) vs. Cleveland (41WL, 46, 48, 42 WL, 38, 46 WL)

INDIVIDUAL WITH SIX-OR-MORE FIELD GOALS MADE

DOLPHINS:	10/17/99	Olindo Mare (6-6) at New England (20, 33, 45, 45, 41, 53)
OPPONENT:		N/A

INDIVIDUAL WITH FIVE-OR-MORE FIELD GOALS ATTEMPTED

DOLPHINS:	10/16/16	Andrew Franks (3-5) in Miami (30, 23, 30, 24B, 50 WL)
OPPONENT:	9/29/16	Mike Nugent (5-5) at Cincinnati (42, 22, 43, 22, 47)

INDIVIDUAL WITH FIVE-OR-MORE FIELD GOALS MADE

DOLPHINS:	10/31/10	Dan Carpenter (5-5) at Cincinnati (38, 42, 24, 54, 31)
OPPONENT:	9/29/16	Mike Nugent (5-5) at Cincinnati (42, 22, 43, 22, 47)

INDIVIDUAL WITH FOUR-OR-MORE FIELD GOALS ATTEMPTED

DOLPHINS:	10/16/16	Andrew Franks (3-5) in Miami (30, 23, 30, 24B, 50 WL)
OPPONENT:	9/29/16	Mike Nugent (5-5) at Cincinnati (42, 22, 43, 22, 47)

INDIVIDUAL WITH FOUR-OR-MORE FIELD GOALS MADE

DOLPHINS:	9/7/14	Caleb Sturgis (4-4) vs. New England (38, 24, 22, 27)
OPPONENT:	9/29/16	Mike Nugent (5-5) at Cincinnati (42, 22, 43, 22, 47)

INDIVIDUAL WITH THREE-OR-MORE FIELD GOALS ATTEMPTED

DOLPHINS:	12/24/16	Andrew Franks (2-3) at Buffalo (46LU, 55, 27)
OPPONENT:	12/24/16	Dan Carpenter (1-3) at Buffalo (46WR, 28, 45WR)

INDIVIDUAL WITH THREE-OR-MORE FIELD GOALS MADE

DOLPHINS:	10/16/16	Andrew Franks (3-5) in Miami (30, 23, 30, 24B, 50WL)
OPPONENT:	11/6/16	Nick Folk (3-3) vs. N.Y. Jets (23, 21, 28)

SUCCESSFUL ONSIDES KICK

DOLPHINS:	10/28/12	Dolphins win at New York Jets
OPPONENT:	12/18/11	Dolphins win at Buffalo

FAILED ONSIDES KICK ATTEMPT

DOLPHINS:	12/20/15	Dolphins loss at San Diego
OPPONENT:	10/23/16	Dolphins win vs. Buffalo

WEEK 16, 2016

National Football League Game Summary

NFL Copyright © 2016 by The National Football League. All rights reserved. This summary and play-by-play is for the express purpose of assisting media in their coverage of the game; any other use of this material is prohibited without the written permission of the National Football League. Updated: 12/24/2016

Date: Saturday, 12/24/2016

Miami Dolphins at Buffalo Bills

Start Time: 1:02 PM EST

at New Era Field, Orchard Park NY

Game Day Weather

Game Weather: Cloudy

Temp: 38° F (3.3° C) Humidity: 86%, Wind: W 13 mph

Played Outdoors on Turf: A-Turf Titan

Outdoor Weather: Forecast: mostly cloudy, 30% chance of showers, high temp 38, winds W 13-16 mph, Wind Chill: 30

Officials

Referee: Wrolstad, Craig (4)
Line Judge: Mapp, Julian (10)
Back Judge: Dyer, Lee (27)

Umpire: Anderson, Barry (31)
Side Judge: Lamberth, Jeff (21)
Replay Official: Nemmers, Larry

Head Linesman: Hittner, Mark (28)
Field Judge: Zimmer, Steve (33)

Lineups

Miami Dolphins

Offense

WR 10 K.Stills
TE 48 M.Gray
LT 76 B.Albert
LG 67 L.Tunsil
C 60 K.Urbik
RG 74 J.Bushrod
RT 70 J.James
TE 80 D.Sims
WR 14 J.Landry
QB 8 M.Moore
RB 23 J.Ajayi

Defense

DE 91 C.Wake
DT 93 N.Suh
DT 90 E.Mitchell
DE 50 A.Branch
LB 56 D.Butler
LB 47 K.Alonso
LB 46 N.Hewitt
CB 36 T.Lippett
CB 25 X.Howard
S 24 I.Abdul-Quddus
S 31 M.Thomas

Buffalo Bills

Offense

WR 14 S.Watkins
TE 84 N.O'Leary
LT 71 C.Kouandjio
LG 64 R.Incognito
C 72 R.Groy
RG 76 J.Miller
RT 79 J.Mills
TE 85 C.Clay
WR 10 R.Woods
QB 5 T.Taylor
RB 25 L.McCoy

Defense

DT 95 K.Williams
NT 99 M.Dareus
DE 92 A.Washington
OLB 55 J.Hughes
WILL 53 Z.Brown
MIKE 52 P.Brown
OLB 57 L.Alexander
LB 50 R.Humber
CB 28 R.Darby
S 20 C.Graham
CB 24 S.Gilmore

Substitutions

K 3 A.Franks, P 4 M.Darr, WR 11 D.Parker, WR 19 J.Grant, RB 26 D.Williams, CB 28 B.McCain, S 30 B.Rambo, RB 32 K.Drake, S 35 W.Aikens, CB 40 L.Pitts, LB 42 S.Paysinger, LB 45 M.Hull, LB 57 T.Reilly, C/G 65 A.Steen, DE 75 N.Williams, DE 78 T.Fede, T 79 S.Young, WR 87 R.Scott, LS 92 J.Denney, DE 94 M.Williams, DT 97 J.Phillips, DE 98 J.Jones

Substitutions

K 2 D.Carpenter, P 6 C.Schmidt, WR 15 B.Tate, WR 17 J.Hunter, CB 21 N.Robey-Coleman, RB 22 R.Bush, CB 29 K.Seymour, CB 30 C.White, RB 31 J.Williams, RB 35 M.Gillislee, S 36 J.Meeks, DB 37 S.Gary, S 38 S.Brown, CB 39 M.Roberson, FB 42 J.Felton, LS 65 G.Sanborn, T 74 M.Ola, WR 88 M.Goodwin, LB 90 S.Lawson, DE 91 L.Douzable, DT 98 D.Coleman

Did Not Play

QB 16 T.Yates, C 64 J.Brendel

Did Not Play

QB 3 E.Manuel, LB 51 B.Spikes, C 67 P.Lewis

Not Active

QB 17 R.Tannehill, CB 21 J.Lucas, CB 41 B.Maxwell, LB 53 J.Jenkins, TE 83 T.Duarte, TE 85 D.Jones, WR 88 L.Carroo

Not Active

QB 7 C.Jones, WR 13 D.Lewis, LB 56 L.McCray, T 77 C.Glenn, TE 82 L.Thomas, TE 87 G.Christian, DE 94 J.Worthy

Field Goals (made () & missed)

A.Franks		46LU (55) (27)	D.Carpenter		46WR (28) 45WR		
			1	2	3	4	OT
VISITOR:	Miami Dolphins		7	7	14	3	3
HOME:	Buffalo Bills		0	7	14	10	0

Scoring Plays

Team	Qtr	Time	Play Description (Extra Point) (Drive Info)	Visitor	Home
Dolphins	1	6:24	J.Ajayi 2 yd. run (A.Franks kick) (9-72, 4:13)	7	0
Dolphins	2	13:34	K.Drake 45 yd. run (A.Franks kick) (4-64, 1:55)	14	0
Bills	2	5:06	S.Watkins 38 yd. pass from T.Taylor (D.Carpenter kick) (6-79, 2:45)	14	7
Dolphins	3	12:05	D.Parker 56 yd. pass from M.Moore (A.Franks kick) (5-70, 2:55)	21	7
Bills	3	6:46	L.McCoy 19 yd. run (D.Carpenter kick) (10-77, 5:19)	21	14
Dolphins	3	3:14	K.Stills 6 yd. pass from M.Moore (A.Franks kick) (6-75, 3:32)	28	14
Bills	3	1:12	C.Clay 18 yd. pass from T.Taylor (D.Carpenter kick) (4-78, 2:02)	28	21
Bills	4	5:51	D.Carpenter 28 yd. Field Goal (11-54, 4:24)	28	24
Bills	4	1:20	C.Clay 7 yd. pass from T.Taylor (D.Carpenter kick) (10-89, 2:40)	28	31

Miami Dolphins Weekly Release: Week 17 vs. New England
Supplemental Stats

143

WEEK 16, 2016

National Football League Game Summary

NFL Copyright © 2016 by The National Football League. All rights reserved. This summary and play-by-play is for the express purpose of assisting media in their coverage of the game; any other use of this material is prohibited without the written permission of the National Football League. Updated: 12/24/2016

Dolphins	4	0:06	A.Franks 55 yd. Field Goal (6-24, 1:14)	31	31
Dolphins	5	0:47	A.Franks 27 yd. Field Goal (7-77, 3:13)	34	31
Paid Attendance: 64,690				Time: 3:38	

Final Individual Statistics

Miami Dolphins

RUSHING	ATT	YDS	AVG	LG	TD
J.Ajayi	32	206	6.4	57	1
K.Drake	4	56	14.0	45	1
J.Landry	1	0	0.0	0	0
M.Moore	1	-1	-1.0	-1	0
Total	38	261	6.9	57	2

PASSING	ATT	CMP	YDS	SK/YD	TD	LG	IN	RT
M.Moore	30	16	233	0/0	2	56	1	87.2
Total	30	16	233	0/0	2	56	1	87.2

PASS RECEIVING	TAR	REC	YDS	AVG	LG	TD
D.Parker	7	4	85	21.3	56	1
K.Stills	8	3	35	11.7	17	1
J.Landry	6	3	29	9.7	15	0
D.Williams	3	2	51	25.5	44	0
D.Sims	3	2	10	5.0	7	0
M.Gray	1	1	20	20.0	20	0
J.Ajayi	1	1	3	3.0	3	0
Total	29	16	233	14.6	56	2

INTERCEPTIONS	NO	YDS	AVG	LG	TD
Total	0	0	0	0	0

PUNTING	NO	YDS	AVG	NET	TB	IN20	LG
M.Darr	5	207	41.4	36.8	0	3	47
Total	5	207	41.4	36.8	0	3	47

PUNT RETURNS	NO	YDS	AVG	FC	LG	TD
J.Landry	2	25	12.5	1	16	0
[DOWNED]	1	0	0.0	0	0	0
Total	2	25	12.5	1	16	0

KICKOFF RETURNS	NO	YDS	AVG	FC	LG	TD
J.Grant	1	41	41.0	0	41	0
K.Drake	1	39	39.0	0	39	0
[TOUCHBACK]	4	0	0.0	0	0	0
Total	2	80	40.0	0	41	0

Miami Dolphins

FUMBLES	FUM	LOST	OWN-REC	YDS	TD	FORCED	OPP-REC	YDS	TD	OUT-BDS
M.Thomas	0	0	0	0	0	1	0	0	0	0
Total	0	0	0	0	0	1	0	0	0	0

Buffalo Bills

FUMBLES	FUM	LOST	OWN-REC	YDS	TD	FORCED	OPP-REC	YDS	TD	OUT-BDS
M.Gillislee	1	0	1	0	0	0	0	0	0	0
Total	1	0	1	0	0	0	0	0	0	0

Buffalo Bills

RUSHING	ATT	YDS	AVG	LG	TD
L.McCoy	24	128	5.3	19	1
M.Gillislee	11	91	8.3	35	0
T.Taylor	12	60	5.0	23	0
J.Felton	1	1	1.0	1	0
R.Bush	1	-8	-8.0	-8	0
Total	49	272	5.6	35	1

PASSING	ATT	CMP	YDS	SK/YD	TD	LG	IN	RT
T.Taylor	39	26	329	2/12	3	53	0	118.4
Total	39	26	329	2/12	3	53	0	118.4

PASS RECEIVING	TAR	REC	YDS	AVG	LG	TD
C.Clay	10	8	85	10.6	18	2
S.Watkins	10	7	154	22.0	53	1
L.McCoy	6	5	17	3.4	7	0
R.Woods	6	3	43	14.3	34	0
J.Felton	2	2	14	7.0	9	0
M.Goodwin	5	1	16	16.0	16	0
Total	39	26	329	12.7	53	3

INTERCEPTIONS	NO	YDS	AVG	LG	TD
C.White	1	0	0.0	0	0
Total	1	0	0.0	0	0

PUNTING	NO	YDS	AVG	NET	TB	IN20	LG
C.Schmidt	4	169	42.3	36.0	0	1	48
Total	4	169	42.3	36.0	0	1	48

PUNT RETURNS	NO	YDS	AVG	FC	LG	TD
B.Tate	1	23	23.0	1	23	0
[DOWNED]	3	0	0.0	0	0	0
Total	1	23	23.0	1	23	0

KICKOFF RETURNS	NO	YDS	AVG	FC	LG	TD
B.Tate	2	35	17.5	0	22	0
M.Gillislee	1	19	19.0	0	19	0
[TOUCHBACK]	4	0	0.0	0	0	0
Total	3	54	18.0	0	22	0

Final Team Statistics

	Visitor Dolphins	Home Bills
TOTAL FIRST DOWNS	22	30
By Rushing	12	14
By Passing	10	15
By Penalty	0	1
THIRD DOWN EFFICIENCY	5-12-42%	8-18-44%
FOURTH DOWN EFFICIENCY	0-0-0%	1-2-50%
TOTAL NET YARDS	494	589
Total Offensive Plays (inc. times thrown passing)	68	90
Average gain per offensive play	7.3	6.5
NET YARDS RUSHING	261	272
Total Rushing Plays	38	49
Average gain per rushing play	6.9	5.6
Tackles for a loss-number and yards	2-6	10-29
NET YARDS PASSING	233	317
Times thrown - yards lost attempting to pass	0-0	2-12
Gross yards passing	233	329
PASS ATTEMPTS-COMPLETIONS-HAD INTERCEPTED	30-16-1	39-26-0
Avg gain per pass play (inc.# thrown passing)	7.8	7.7
KICKOFFS Number-In End Zone-Touchbacks	7-4-4	6-5-4
PUNTS Number and Average	5-41.4	4-42.3
Had Blocked	0	0
FGs - PATs Had Blocked	0-0	0-0
Net Punting Average	36.8	36.0
TOTAL RETURN YARDAGE (Not Including Kickoffs)	25	23
No. and Yards Punt Returns	2-25	1-23
No. and Yards Kickoff Returns	2-80	3-54
No. and Yards Interception Returns	0-0	1-0
PENALTIES Number and Yards	2-15	5-35
FUMBLES Number and Lost	0-0	1-0
TOUCHDOWNS	4	4
Rushing	2	1
Passing	2	3
EXTRA POINTS Made-Attempts	4-4	4-4
Kicking Made-Attempts	4-4	4-4
FIELD GOALS Made-Attempts	2-3	1-3
RED ZONE EFFICIENCY	2-3-67%	3-5-60%
GOAL TO GO EFFICIENCY	2-3-67%	1-1-100%
SAFETIES	0	0
FINAL SCORE	34	31
TIME OF POSSESSION	33:40	40:33

Ball Possession And Drive Chart

Miami Dolphins

#	Time Recd	Time Lost	Time Poss	How Ball Obtained	Drive Began	# Play	Yds Gain	Yds Pen	Net Yds	1st Down	Last Scrm	How Given Up
1	13:41	12:10	1:31	Punt	MIA 30	3	6	0	6	0	MIA 36	Punt
2	10:37	6:24	4:13	Punt	MIA 28	9	72	0	72	5	* BUF 2	Touchdown
3	0:29	13:34	1:55	Missed FG	MIA 36	4	64	0	64	2	BUF 45	Touchdown
4	8:48	7:51	0:57	Downs	MIA 39	3	2	0	2	0	MIA 41	Punt
5	5:06	1:44	3:22	Kickoff	MIA 25	6	28	-10	18	1	MIA 43	Punt
6	1:11	0:30	0:41	Punt	BUF 36	4	11	0	11	1	BUF 25	Interception
7	15:00	12:05	2:55	Kickoff	MIA 30	5	70	0	70	2	MIA 44	Touchdown
8	6:46	3:14	3:32	Kickoff	MIA 25	6	75	0	75	3	* BUF 6	Touchdown
9	1:12	10:15	5:57	Kickoff	MIA 25	10	42	5	47	3	BUF 28	Missed FG
10	5:51	4:00	1:51	Kickoff	MIA 46	3	3	0	3	0	MIA 49	Punt
11	1:20	0:06	1:14	Kickoff	MIA 39	6	24	0	24	1	BUF 37	Field Goal
12	10:03	7:44	2:19	Missed FG	MIA 35	5	20	0	20	1	BUF 45	Punt
13	4:00	0:47	3:13	Punt	MIA 15	7	77	0	77	3	* BUF 8	Field Goal

(437) Average MIA 34

Buffalo Bills

#	Time Recd	Time Lost	Time Poss	How Ball Obtained	Drive Began	# Play	Yds Gain	Yds Pen	Net Yds	1st Down	Last Scrm	How Given Up
1	15:00	13:41	1:19	Kickoff	BUF 25	3	4	0	4	0	BUF 29	Punt
2	12:10	10:37	1:33	Punt	BUF 40	3	5	0	5	0	BUF 45	Punt
3	6:24	0:29	5:55	Kickoff	BUF 25	12	52	-5	47	3	MIA 28	Missed FG
4	13:34	8:48	4:46	Kickoff	BUF 23	9	48	-10	38	2	MIA 39	Downs
5	7:51	5:06	2:45	Punt	BUF 21	6	89	-10	79	3	MIA 38	Touchdown
6	1:44	1:11	0:33	Punt	BUF 16	3	-12	0	-12	0	BUF 4	Punt
7	0:30	0:00	0:30	Interception	BUF 20	3	26	0	26	2	BUF 42	End of Half
8	12:05	6:46	5:19	Kickoff	BUF 23	10	77	0	77	5	* MIA 19	Touchdown
9	3:14	1:12	2:02	Kickoff	BUF 22	4	78	0	78	2	* MIA 18	Touchdown
10	10:15	5:51	4:24	Missed FG	BUF 36	11	49	5	54	4	* MIA 10	Field Goal
11	4:00	1:20	2:40	Punt	BUF 11	10	89	0	89	4	* MIA 7	Touchdown
12	0:06	0:00	0:06	Kickoff	BUF 25	1	-1	0	-1	0	BUF 25	End of Half
13	15:00	10:03	4:57	Kickoff	BUF 25	10	48	0	48	3	* MIA 27	Missed FG
14	7:44	4:00	3:44	Punt	BUF 4	8	37	0	37	2	BUF 41	Punt

(316) Average BUF 23

* inside opponent's 20

Time of Possession by Quarter

Visitor	Home	1st	2nd	3rd	4th	OT	Total
Miami Dolphins	Buffalo Bills	6:13	6:26	7:39	7:50	5:32	33:40
		8:47	8:34	7:21	7:10	8:41	40:33

Kickoff Drive No.-Start Average

Dolphins: 6 - MIA 32

Bills: 7 - BUF 24

Final Defensive Statistics

Miami Dolphins	Regular Defensive Plays												Special Teams					Misc			
	TKL	AST	COMB	SK	/ YDS	TFL	Q	IN	PD	FF	FR		TKL	AST	FF	FR	BL	TKL	AST	FF	FR
S.Paysinger	6	3	9	0	0	0	0	0	1	0	0	0	0	0	0	0	0	0	0	0	0
N.Hewitt	6	3	9	0	0	2	0	0	0	0	0	0	0	0	0	0	0	0	0	0	0
M.Thomas	7	1	8	0	0	1	1	0	0	0	0	0	3	0	1	0	0	0	0	0	0
B.Rambo	7	1	8	0	0	1	0	0	0	0	0	0	0	2	0	0	0	0	0	0	0
K.Alonso	5	2	7	0	0	0	0	0	0	0	0	0	0	0	0	0	0	0	0	0	0
D.Butler	6	0	6	0	0	1	0	0	0	0	0	0	0	0	0	0	0	0	0	0	0
T.Lippett	5	1	6	0	0	0	0	0	2	0	0	0	0	0	0	0	0	0	0	0	0
X.Howard	4	2	6	0	0	1	0	0	1	0	0	0	0	0	0	0	0	0	0	0	0
N.Suh	3	3	6	0	0	1	0	0	1	0	0	0	0	0	0	0	0	0	0	0	0
A.Branch	5	0	5	0	0	3	1	0	0	0	0	0	0	0	0	0	0	0	0	0	0
C.Wake	2	1	3	1	12	1	1	0	0	0	0	0	0	0	0	0	0	0	0	0	0
I.Abdul-Quddus	2	1	3	0	0	0	0	0	0	0	0	0	0	0	0	0	0	0	0	0	0
J.Jones	2	0	2	1	0	0	1	0	0	0	0	0	0	0	0	0	0	0	0	0	0
J.Phillips	2	0	2	0	0	0	1	0	0	0	0	0	0	0	0	0	0	0	0	0	0
N.Williams	2	0	2	0	0	0	0	0	0	0	0	0	0	0	0	0	0	0	0	0	0
E.Mitchell	1	1	2	0	0	0	1	0	0	0	0	0	0	0	0	0	0	0	0	0	0
B.McCain	1	0	1	0	0	0	0	0	0	0	0	0	0	0	0	0	0	0	0	0	0
M.Hull	0	0	0	0	0	0	0	0	0	0	0	0	1	0	0	0	0	0	0	0	0
T.Reilly	0	0	0	0	0	0	0	0	0	0	0	0	0	1	0	0	0	0	0	0	0
M.Darr	0	0	0	0	0	0	0	0	0	0	0	0	0	1	0	0	0	0	0	0	0
Total	66	19	85	2	12	11	6	0	5	0	0		4	4	1	0	0	0	0	0	0

TKL = Tackle AST = Assist COMB = Combined QH=QB Hit IN = Interception PD = Pass Defense FF = Forced Fumble FR = Fumble Recovery

Buffalo Bills	Regular Defensive Plays												Special Teams					Misc			
	TKL	AST	COMB	SK	/ YDS	TFL	QH	IN	PD	FF	FR		TKL	AST	FF	FR	BL	TKL	AST	FF	FR
P.Brown	7	6	13	0	0	0	1	0	0	0	0	0	1	0	0	0	0	0	0	0	0
Z.Brown	5	3	8	0	0	0	0	0	1	0	0	0	0	0	0	0	0	0	0	0	0
C.Graham	5	2	7	0	0	0	0	0	0	0	0	0	0	0	0	0	0	0	0	0	0
M.Dareus	4	3	7	0	0	0	0	0	0	0	0	0	0	0	0	0	0	0	0	0	0
L.Alexander	5	0	5	0	0	0	1	0	1	0	0	0	0	0	0	0	0	0	0	0	0
L.Douzable	5	0	5	0	0	2	0	0	1	0	0	0	0	0	0	0	0	0	0	0	0
R.Darby	4	1	5	0	0	0	0	0	1	0	0	0	0	0	0	0	0	0	0	0	0
S.Gilmore	3	1	4	0	0	0	0	0	1	0	0	0	0	0	0	0	0	0	0	0	0
K.Williams	1	3	4	0	0	0	0	0	0	0	0	0	0	0	0	0	0	0	0	0	0
J.Hughes	0	3	3	0	0	0	0	0	0	0	0	0	0	0	0	0	0	0	0	0	0
K.Seymour	2	0	2	0	0	0	0	0	0	0	0	0	1	0	0	0	0	0	0	0	0
R.Humber	2	0	2	0	0	0	0	0	0	0	0	0	0	0	0	0	0	0	0	0	0
C.White	1	1	2	0	0	0	0	1	1	0	0	0	0	0	0	0	0	0	0	0	0
N.Robey-Coleman	1	0	1	0	0	0	0	0	0	0	0	0	1	0	0	0	0	0	0	0	0
D.Carpenter	0	0	0	0	0	0	0	0	0	0	0	0	1	0	0	0	0	0	0	0	0
N.O'Leary	0	0	0	0	0	0	0	0	0	0	0	0	0	1	0	0	0	0	0	0	0
J.Meeks	0	0	0	0	0	0	0	0	0	0	0	0	0	1	0	0	0	0	0	0	0
M.Gillislee	0	0	0	0	0	0	0	0	0	0	0	0	0	0	0	1	0	0	0	0	0
Total	45	23	68	0	0	2	2	1	6	0	0		4	2	0	1	0	0	0	0	0

Miami Dolphins vs Buffalo Bills
12/24/2016 at New Era Field

First Half Summary

PERIOD SCORES

Dolphins 7 7 = 14
Bills 0 7 = 7

TIME OF POSSESSION

Dolphins 12:39
Bills 17:21

Scoring Plays

Team	Qtr	Time	Play Description (Extra Point) (Drive Info)	Visitor	Home
Dolphins	1	6:24	J.Ajayi 2 yd. run (A.Franks kick) (9-72, 4:13)	7	0
Dolphins	2	13:34	K.Drake 45 yd. run (A.Franks kick) (4-64, 1:55)	14	0
Bills	2	5:06	S.Watkins 38 yd. pass from T.Taylor (D.Carpenter kick) (6-79, 2:45)	14	7

	Miami Dolphins	Buffalo Bills
TOTAL FIRST DOWNS	9	10
First Downs Rushing-Passing-by Penalty	6 - 3 - 0	5 - 5 - 0
THIRD DOWN EFFICIENCY	2-5-40%	4-9-44%
TOTAL NET YARDS	183	212
Total Offensive Plays	29	38
NET YARDS RUSHING	126	119
NET YARDS PASSING	57	93
Gross Yards Passing	57	105
Times thrown-yards lost attempting to pass	0-0	1-12
Pass Attempts-Completions-Had Intercepted	14 - 5 - 1	19 - 11 - 0
Punts-Number and Average	3 - 42	3 - 41.7
Penalties-Number and Yards	1 - 10	3 - 25
Fumbles-Number and Lost	0 - 0	1 - 0
Red Zone Efficiency	1-1-100%	0-0-0%
Average Drive Start	MIA 37	BUF 24

Miami Dolphins										Buffalo Bills									
RUSHING										RUSHING									
	ATT	YDS	AVG	LG	TD						ATT	YDS	AVG	LG	TD				
J.Ajayi	14	81	5.8	19	1	L.McCoy	8	60	7.5	14	0								
K.Drake	1	45	45.0	45	1	T.Taylor	3	34	11.3	23	0								
						M.Gillislee	7	25	3.6	7	0								
Total	15	126	8.4	45	2	Total	18	119	6.6	23	0								
PASSING										PASSING									
	ATT	CMP	YDS	SK/YD	TD	LG	IN	RT			ATT	CMP	YDS	SK/YD	TD	LG	IN	RT	
M.Moore	14	5	57	0/0	0	20	1	19.0	T.Taylor	19	11	105	1/12	1	38	0	90.9		
Total	14	5	57	0/0	0	20	1	19.0	Total	19	11	105	1/12	1	38	0	90.9		
PASS RECEIVING										PASS RECEIVING									
	TAR	REC	YDS	AVG	LG	TD					TAR	REC	YDS	AVG	LG	TD			
D.Sims	2	2	10	5.0	7	0	L.McCoy	5	4	15	3.8	7	0						
M.Gray	1	1	20	20.0	20	0	S.Watkins	4	2	58	29.0	38	1						
J.Landry	3	1	15	15.0	15	0	J.Felton	2	2	14	7.0	9	0						
K.Stills	6	1	12	12.0	12	0	R.Woods	4	2	9	4.5	9	0						
D.Parker	1	0	0	0.0	0	0	C.Clay	1	1	9	9.0	9	0						
D.Williams	1	0	0	0.0	0	0	M.Goodwin	3	0	0	0.0	0	0						
Total	14	5	57	11.4	20	0	Total	19	11	105	9.5	38	1						

Miami Dolphins														Buffalo Bills									
Regular Defensive Plays														Special Teams									
														Misc									
	TKL	AST	COMB	SK	/ YDS	TFL	Q	IN	PD	FF	FR			TKL	AST	FF	FR	BL	TKL	AST	FF	FR	
K.Alonso	3	2	5	0	0	0	0	0	0	0	0	0	0	0	0	0	0	0	0	0	0	0	0
S.Paysinger	3	2	5	0	0	0	0	0	0	0	0	0	0	0	0	0	0	0	0	0	0	0	0
T.Lippett	3	1	4	0	0	0	0	0	0	2	0	0	0	0	0	0	0	0	0	0	0	0	0
X.Howard	2	2	4	0	0	1	0	0	1	0	0	0	0	0	0	0	0	0	0	0	0	0	0
Total	11	7	18	0	0	1	0	0	3	0	0	0	0	0	0	0	0	0	0	0	0	0	0

First Half Summary

Buffalo Bills		Regular Defensive Plays											Special Teams					Misc			
	TKL	AST	COMB	SK	/ YDS	TFL	QH	IN	PD	FF	FR		TKL	AST	FF	FR	BL	TKL	AST	FF	FR
Z.Brown	3	1	4	0	0	0	0	0	1	0	0		0	0	0	0	0	0	0	0	0
L.Alexander	3	0	3	0	0	0	0	0	0	0	0		0	0	0	0	0	0	0	0	0
R.Darby	3	0	3	0	0	0	0	0	1	0	0		0	0	0	0	0	0	0	0	0
P.Brown	2	1	3	0	0	0	1	0	0	0	0		1	0	0	0	0	0	0	0	0
Total	11	2	13	0	0	0	1	0	2	0	0		1	0	0	0	0	0	0	0	0

Play By Play

First Quarter

12/24/2016

MIA wins the coin toss and elects to defer. BUF elects to Receive, and MIA elects to defend the west goal.

A.Franks kicks 65 yards from MIA 35 to end zone, Touchback. Kick through end zone.

Buffalo Bills at 15:00

- 1-10-BUF 25 (15:00) (Shotgun) T.Taylor pass incomplete short left to R.Woods (T.Lippett). Receiver and coverage near sideline at BUF 30.
- 2-10-BUF 25 (14:54) (Shotgun) L.McCoy right tackle to BUF 23 for -2 yards (N.Suh, K.Alonso).
- 3-12-BUF 23 (14:18) (Shotgun) T.Taylor scrambles left tackle pushed ob at BUF 29 for 6 yards (S.Paysinger).
- 4-6-BUF 29 (13:53) C.Schmidt punts 41 yards to MIA 30, Center-G.Sanborn, downed by BUF-K.Seymour.

Miami Dolphins at 13:41

- 1-10-MIA 30 (13:41) J.Ajayi left tackle to MIA 33 for 3 yards (R.Humber).
- 2-7-MIA 33 (13:03) M.Moore pass short left to D.Sims pushed ob at MIA 36 for 3 yards (C.White). Swing pass, caught near sideline at MIA 34.
- 3-4-MIA 36 (12:31) (Shotgun) M.Moore pass incomplete short right to K.Stills (R.Darby). Receiver and coverage near sideline at MIA 40.
- 4-4-MIA 36 (12:26) M.Darr punts 47 yards to BUF 17, Center-J.Denney. B.Tate to BUF 40 for 23 yards (T.Reilly; M.Darr). Key block: J.Williams.

Buffalo Bills at 12:10

- 1-10-BUF 40 (12:10) L.McCoy right tackle to BUF 48 for 8 yards (M.Thomas, K.Alonso).
- 2-2-BUF 48 (11:32) (Shotgun) T.Taylor pass short right to L.McCoy to BUF 45 for -3 yards (X.Howard). Dump pass, caught at BUF 45.
- 3-5-BUF 45 (10:53) (Shotgun) T.Taylor pass incomplete deep right to S.Watkins. Overthrown, receiver near sideline at MIA 26.
- 4-5-BUF 45 (10:47) C.Schmidt punts 36 yards to MIA 19, Center-G.Sanborn. J.Landry to MIA 28 for 9 yards (K.Seymour, N.O'Leary).

Miami Dolphins at 10:37

- 1-10-MIA 28 (10:37) M.Moore pass short right to M.Gray to MIA 48 for 20 yards (C.Graham). Caught at MIA 36, crossing from middle. P1
- 1-10-MIA 48 (10:08) J.Ajayi right tackle pushed ob at BUF 45 for 7 yards (Z.Brown).
- 2-3-BUF 45 (9:34) (Shotgun) J.Ajayi right tackle to BUF 26 for 19 yards (C.Graham). R2
- 1-10-BUF 26 (8:47) J.Ajayi left tackle to BUF 27 for -1 yards (L.Douzable).
- 2-11-BUF 27 (8:07) M.Moore pass incomplete deep right to J.Landry. Overthrown, receiver at BUF 1, angling to front corner of end zone.
- 3-11-BUF 27 (8:02) (Shotgun) M.Moore pass short right to K.Stills pushed ob at BUF 15 for 12 yards (R.Darby). Caught along sideline at BUF 15. P3
Buffalo challenged the pass completion ruling, and the play was Upheld. The ruling on the field was confirmed. (Timeout #1.)
- 1-10-BUF 15 (7:43) J.Ajayi right end to BUF 10 for 5 yards (P.Brown).
- 2-5-BUF 10 (7:05) J.Ajayi left end to BUF 2 for 8 yards (L.Alexander, C.White). R4
- Timeout #1 by MIA at 06:30.
- 1-2-BUF 2 (6:30) **J.Ajayi right end for 2 yards, TOUCHDOWN.** R5
- A.Franks extra point is GOOD, Center-J.Denney, Holder-M.Darr.

MIA 7 BUF 0, 9 plays, 72 yards, 4:13 drive, 8:36 elapsed

A.Franks kicks 65 yards from MIA 35 to end zone, Touchback. Kick through end zone.

Buffalo Bills at 6:24

- 1-10-BUF 25 (6:24) (Shotgun) T.Taylor pass incomplete short left to M.Goodwin (T.Lippett). Receiver and coverage near sideline at BUF 33.
- 2-10-BUF 25 (6:18) (Shotgun) L.McCoy right guard to BUF 33 for 8 yards (N.Hewitt).
- Timeout #2 by BUF at 05:39.
- 3-2-BUF 33 (5:39) (Shotgun) T.Taylor pass short right to J.Felton to BUF 38 for 5 yards (D.Butler, X.Howard). Swing pass, caught at BUF 30. P1
- 1-10-BUF 38 (5:00) (Shotgun) M.Gillislee up the middle to BUF 45 for 7 yards (K.Alonso, N.Hewitt).
- 2-3-BUF 45 (4:31) M.Gillislee left guard to BUF 49 for 4 yards (N.Suh). R2
- 1-10-BUF 49 (3:57) (Shotgun) L.McCoy up the middle to MIA 46 for 5 yards (K.Alonso).
- 2-5-MIA 46 (3:21) (Shotgun) T.Taylor pass short right to L.McCoy to MIA 44 for 2 yards (X.Howard; C.Wake). Screen pass, caught at MIA 45.
- 3-3-MIA 44 (2:37) T.Taylor pass short right to J.Felton to MIA 35 for 9 yards (T.Lippett). Swing pass, caught at MIA 42. P3
- 1-10-MIA 35 (2:00) (Shotgun) M.Gillislee left guard to MIA 30 for 5 yards (I.Abdul-Quddus).
- 2-5-MIA 30 (1:26) T.Taylor pass incomplete deep right to M.Goodwin [M.Thomas]. Thrown wide of receiver, 4 yds. into end zone, along sideline. Thrown under pressure.
- 3-5-MIA 30 (1:19) (Shotgun) *PENALTY on BUF-T.Taylor, Delay of Game, 5 yards, enforced at MIA 30 - No Play.*
- 3-10-MIA 35 (1:19) (Shotgun) T.Taylor pass short left to L.McCoy to MIA 28 for 7 yards (T.Lippett). Caught in flat at MIA 34.
- 4-3-MIA 28 (:34) D.Carpenter 46 yard field goal is No Good, Wide Right, Center-G.Sanborn, Holder-C.Schmidt.

Miami Dolphins at 0:29

- 1-10-MIA 36 (:29) J.Ajayi left end to MIA 41 for 5 yards (P.Brown; Z.Brown).
- End of quarter - 1.39 pm

Miami Dolphins vs Buffalo Bills at New Era Field

END OF QUARTER

	Score	Time Poss	First Downs				Efficiencies	
			R	P	X	T	3 Down	4 Down
Miami Dolphins	7	6:13	3	2	0	5	1/2	0/0
Buffalo Bills	0	8:47	1	2	0	3	2/5	0/0

Second Quarter

12/24/2016

Play By Play

Miami Dolphins continued.

2-5-MIA 41	(15:00) J.Ajayi right end pushed ob at MIA 48 for 7 yards (Z.Brown).	R6
<u>1-10-MIA 48</u>	(14:23) (Shotgun) J.Ajayi right tackle to BUF 45 for 7 yards (R.Darby).	
2-3-BUF 45	(13:45) (Shotgun) K.Drake left guard for 45 yards, TOUCHDOWN.	R7
	A.Franks extra point is GOOD, Center-J.Denney, Holder-M.Darr.	

MIA 14 BUF 0, 4 plays, 64 yards, 1:55 drive, 1:26 elapsed

A.Franks kicks 61 yards from MIA 35 to BUF 4. M.Gillislee to BUF 23 for 19 yards (M.Thomas). FUMBLES (M.Thomas), and recovers at BUF 23. M.Gillislee to BUF 23 for no gain (M.Thomas).

Buffalo Bills at 13:34, (1st play from scrimmage 13:26)

1-10-BUF 23	(13:26) (Shotgun) T.Taylor pass short middle to C.Clay to BUF 32 for 9 yards (D.Butler). Curl pattern, caught at BUF 30.	
2-1-BUF 32	(12:56) (Shotgun) T.Taylor right end to BUF 37 for 5 yards (D.Butler).	R4
<u>1-10-BUF 37</u>	(12:21) (Shotgun) T.Taylor pass incomplete deep left to M.Goodwin [J.Phillips]. Overthrown, receiver along sideline at MIA 32.	
2-10-BUF 37	(12:15) (Shotgun) L.McCoy right end pushed ob at BUF 43 for 6 yards (M.Thomas).	
	<i>PENALTY on BUF-J.Miller, Offensive Holding, 10 yards, enforced at BUF 37 - No Play.</i>	
2-20-BUF 27	(11:59) (Shotgun) T.Taylor pass short left to L.McCoy to BUF 32 for 5 yards (S.Paysinger). Swing pass, caught at BUF 28.	
3-15-BUF 32	(11:21) (Shotgun) T.Taylor pass deep right to S.Watkins pushed ob at MIA 48 for 20 yards (X.Howard). Caught along sideline at MIA 48.	P5
<u>1-10-MIA 48</u>	(10:56) (Shotgun) M.Gillislee up the middle to MIA 42 for 6 yards (N.Williams).	
2-4-MIA 42	(10:25) M.Gillislee left guard to MIA 40 for 2 yards (J.Jones).	
3-2-MIA 40	(9:51) (Shotgun) M.Gillislee left guard to MIA 39 for 1 yard (E.Mitchell, N.Hewitt).	
4-1-MIA 39	(9:08) M.Gillislee right guard to MIA 39 for no gain (K.Alonso, N.Suh). Measurement = short of line to gain; MIA ball.	

Miami Dolphins at 8:48

1-10-MIA 39	(8:48) J.Ajayi right end to MIA 41 for 2 yards (L.Alexander).	
2-8-MIA 41	(8:10) (Shotgun) M.Moore pass incomplete short right to K.Stills (L.Douzable). Pass batted at line, swing pass, receiver at MIA 46.	
3-8-MIA 41	(8:06) (Shotgun) M.Moore pass incomplete short middle to D.Parker (S.Gilmore). Receiver and coverage at MIA 46, crossing from left.	
4-8-MIA 41	(8:00) M.Darr punts 38 yards to BUF 21, Center-J.Denney, fair catch by B.Tate.	

Buffalo Bills at 7:51

1-10-BUF 21	(7:51) T.Taylor pass incomplete short middle to L.McCoy. Dropped, thrown behind receiver at BUF 23, slanting from left..	
2-10-BUF 21	(7:48) (Shotgun) T.Taylor pass deep right to R.Woods pushed ob at BUF 41 for 20 yards (X.Howard). Caught along sideline at BUF 41.	
	<i>PENALTY on BUF-J.Mills, Offensive Holding, 10 yards, enforced at BUF 21 - No Play.</i>	
2-20-BUF 11	(7:35) (Shotgun) L.McCoy left guard to BUF 19 for 8 yards (S.Paysinger; N.Suh).	
3-12-BUF 19	(6:58) (Shotgun) T.Taylor scrambles left end pushed ob at BUF 42 for 23 yards (T.Lippett).	R6
<u>1-10-BUF 42</u>	(6:24) (Shotgun) L.McCoy up the middle to BUF 48 for 6 yards (N.Williams).	
2-4-BUF 48	(5:53) (Shotgun) L.McCoy left guard to MIA 38 for 14 yards (M.Thomas, S.Paysinger).	R7
<u>1-10-MIA 38</u>	(5:14) (Shotgun) T.Taylor pass deep right to S.Watkins for 38 yards, TOUCHDOWN. Caught 9 yds. into end zone.	P8
	D.Carpenter extra point is GOOD, Center-G.Sanborn, Holder-C.Schmidt.	

MIA 14 BUF 7, 6 plays, 79 yards, 2:45 drive, 9:54 elapsed

D.Carpenter kicks 65 yards from BUF 35 to end zone, Touchback. J.Grant kneels 9 yds. into end zone.

Miami Dolphins at 5:06

1-10-MIA 25	(5:06) M.Moore pass incomplete short right to J.Landry. Caught out of bounds at MIA 36.	
2-10-MIA 25	(4:59) J.Ajayi left end pushed ob at MIA 29 for 4 yards (L.Alexander).	
3-6-MIA 29	(4:20) (Shotgun) M.Moore pass short right to D.Sims to MIA 36 for 7 yards (K.Seymour) [P.Brown]. TE screen, caught at MIA 27.	P8
<u>1-10-MIA 36</u>	(3:45) J.Ajayi left tackle to MIA 38 for 2 yards (P.Brown).	
2-8-MIA 38	(3:08) (Shotgun) J.Ajayi right guard to MIA 45 for 7 yards (C.White).	
	<i>PENALTY on MIA-J.James, Offensive Holding, 10 yards, enforced at MIA 38 - No Play.</i>	
2-18-MIA 28	(2:40) (Shotgun) M.Moore pass short right to J.Landry to MIA 43 for 15 yards (Z.Brown, C.Graham). Screen pass, caught at MIA 25.	

Two-Minute Warning

3-3-MIA 43	(2:00) (Shotgun) M.Moore pass incomplete short right to D.Williams. Overthrown, receiver near sideline at MIA 45.	
4-3-MIA 43	(1:56) M.Darr punts 41 yards to BUF 16, Center-J.Denney, downed by MIA-W.Aikens.	

Buffalo Bills at 1:44

1-10-BUF 16	(1:44) (Shotgun) T.Taylor pass incomplete short left to R.Woods. Overthrown, receiver along sideline at BUF 22.	
2-10-BUF 16	(1:38) (Shotgun) T.Taylor pass incomplete deep right to S.Watkins (X.Howard). Receiver and coverage near sideline at BUF 47; receiver slipped prior to coverage.	

Miami Dolphins vs Buffalo Bills at New Era Field

3-10-BUF 16 (1:30) (Shotgun) T.Taylor sacked at BUF 4 for -12 yards (C.Wake).
Timeout #2 by MIA at 01:24.
4-22-BUF 4 (1:24) C.Schmidt punts 48 yards to MIA 48, Center-G.Sanborn. J.Landry to BUF 36 for 16 yards (P.Brown, J.Meeks).

Miami Dolphins at 1:11

1-10-BUF 36 (1:11) (Shotgun) M.Moore pass incomplete short middle to K.Stills (Z.Brown). Receiver and coverage at BUF 23, crossing from right. R9
2-10-BUF 36 (1:06) (Shotgun) J.Ajayi right guard to BUF 25 for 11 yards (R.Darby).
1-10-BUF 25 (:46) (No Huddle, Shotgun) M.Moore pass incomplete short right to K.Stills. Underthrown, receiver along sideline at BUF 20.
2-10-BUF 25 (:42) M.Moore pass deep middle intended for K.Stills INTERCEPTED by C.White at BUF -4. Touchback.

Buffalo Bills at 0:30

1-10-BUF 20 (:30) L.McCoy up the middle to BUF 33 for 13 yards (I.Abdul-Quddus, T.Lippett). R9
1-10-BUF 33 (:09) (No Huddle, Shotgun) T.Taylor pass short right to R.Woods to BUF 42 for 9 yards (B.McCain). Caught at BUF 42, crossing from middle.
Timeout #3 by BUF at 00:05.
2-1-BUF 42 (:05) T.Taylor pass short left to R.Woods to BUF 38 for -4 yards. Lateral to L.McCoy pushed ob at BUF 46 for 8 yards (S.Paysinger). P10
End of half - 2.28 pm

END OF QUARTER

	Score	Time Poss	First Downs				Efficiencies	
			R	P	X	T	3 Down	4 Down
Miami Dolphins	14	6:26	3	1	0	4	1/3	0/0
Buffalo Bills	7	8:34	4	3	0	7	2/4	0/1

Third Quarter

12/24/2016

Play By Play

MIA elects to Receive, and BUF elects to defend the West goal.

D.Carpenter kicks 65 yards from BUF 35 to end zone, Touchback. K.Drake kneels 5 yds. into end zone.

PENALTY on BUF-M.Roberson, Offside on Free Kick, 5 yards, enforced at MIA 25.

Miami Dolphins at 15:00

1-10-MIA 30	(15:00) J.Ajayi right guard to MIA 31 for 1 yard (Z.Brown, J.Hughes).	
2-9-MIA 31	(14:20) (Shotgun) J.Ajayi up the middle to MIA 40 for 9 yards (L.Alexander, K.Williams).	R10
<u>1-10-MIA 40</u>	(13:40) J.Ajayi right tackle to MIA 40 for no gain (M.Dareus, K.Williams).	
2-10-MIA 40	(12:57) M.Moore pass short right to D.Parker to MIA 44 for 4 yards (R.Darby). Flat pass, caught at MIA 43.	
3-6-MIA 44	(12:15) M.Moore pass short left to D.Parker for 56 yards, TOUCHDOWN. Caught at MIA 48, crossing from middle.	P11
A.Franks extra point is GOOD, Center-J.Denney, Holder-M.Darr.		

MIA 21 BUF 7, 5 plays, 70 yards, 2:55 drive, 2:55 elapsed

A.Franks kicks 64 yards from MIA 35 to BUF 1. B.Tate to BUF 23 for 22 yards (M.Hull, B.Rambo).

Buffalo Bills at 12:05, (1st play from scrimmage 11:58)

1-10-BUF 23	(11:58) (Shotgun) L.McCoy right end to BUF 32 for 9 yards (A.Branch).	
2-1-BUF 32	(11:27) L.McCoy up the middle to BUF 31 for -1 yards (A.Branch).	
3-2-BUF 31	(10:52) (Shotgun) T.Taylor pass short left to L.McCoy pushed ob at BUF 33 for 2 yards (N.Hewitt). Swing pass, caught at BUF 30.	P11
<u>1-10-BUF 33</u>	(10:21) (Shotgun) T.Taylor pass short right to C.Clay to BUF 41 for 8 yards (S.Paysinger). Caught in flat at BUF 39.	
2-2-BUF 41	(9:41) (Shotgun) M.Gillislee left end to BUF 46 for 5 yards (M.Thomas).	R12
<u>1-10-BUF 46</u>	(9:09) (Shotgun) T.Taylor pass short left to C.Clay to MIA 47 for 7 yards (D.Butler). Flat pass, caught at 50.	
2-3-MIA 47	(8:33) (Shotgun) T.Taylor pass short right to C.Clay to MIA 38 for 9 yards (S.Paysinger). Flat pass, caught at MIA 39.	P13
<u>1-10-MIA 38</u>	(7:56) (Shotgun) T.Taylor pass short right to S.Watkins ran ob at MIA 25 for 13 yards. Caught near sideline at MIA 27, crossing from middle.	P14
<u>1-10-MIA 25</u>	(7:29) (Shotgun) L.McCoy right guard to MIA 19 for 6 yards (N.Suh).	
2-4-MIA 19	(6:53) (Shotgun) L.McCoy up the middle for 19 yards, TOUCHDOWN. Key block: R.Incognito.	R15
D.Carpenter extra point is GOOD, Center-G.Sanborn, Holder-C.Schmidt.		

MIA 21 BUF 14, 10 plays, 77 yards, 5:19 drive, 8:14 elapsed

D.Carpenter kicks 65 yards from BUF 35 to end zone, Touchback. Kick through end zone.

Miami Dolphins at 6:46

1-10-MIA 25	(6:46) J.Ajayi left tackle to MIA 30 for 5 yards (Z.Brown; J.Hughes).	
2-5-MIA 30	(6:06) J.Ajayi left guard to MIA 32 for 2 yards (K.Williams; R.Darby).	
3-3-MIA 32	(5:23) (Shotgun) M.Moore pass short left to D.Williams to BUF 24 for 44 yards (C.Graham). Swing pass, caught at MIA 33.	P12
<u>1-10-BUF 24</u>	(4:36) (Shotgun) M.Moore pass short middle to D.Parker to BUF 9 for 15 yards (C.Graham, S.Gilmore). Caught at BUF 15, slanting from left.	P13
<u>1-9-BUF 9</u>	(4:00) J.Ajayi right guard to BUF 6 for 3 yards (L.Douzable, P.Brown).	
2-6-BUF 6	(3:18) (Shotgun) M.Moore pass short right to K.Stills for 6 yards, TOUCHDOWN. Caught at goal line.	P14
A.Franks extra point is GOOD, Center-J.Denney, Holder-M.Darr.		

MIA 28 BUF 14, 6 plays, 75 yards, 3:32 drive, 11:46 elapsed

A.Franks kicks 56 yards from MIA 35 to BUF 9. B.Tate to BUF 22 for 13 yards (M.Thomas, B.Rambo).

Buffalo Bills at 3:14, (1st play from scrimmage 3:08)

1-10-BUF 22	(3:08) (Shotgun) L.McCoy up the middle to BUF 23 for 1 yard (A.Branch, I.Abdul-Quddus).	
2-9-BUF 23	(2:36) (Shotgun) T.Taylor pass deep right to S.Watkins to MIA 24 for 53 yards (B.Rambo). Caught near sideline at MIA 28.	P16
<u>1-10-MIA 24</u>	(1:52) (Shotgun) T.Taylor right end pushed ob at MIA 18 for 6 yards (S.Paysinger).	
2-4-MIA 18	(1:18) (Shotgun) T.Taylor pass deep right to C.Clay for 18 yards, TOUCHDOWN. MIA-I.Abdul-Quddus was injured during the play. His return is Questionable. Caught at MIA 2, slanting to middle. I.Abdul-Quddus assisted off.	P17
D.Carpenter extra point is GOOD, Center-G.Sanborn, Holder-C.Schmidt.		

MIA 28 BUF 21, 4 plays, 78 yards, 2:02 drive, 13:48 elapsed

D.Carpenter kicks 65 yards from BUF 35 to end zone, Touchback. K.Drake kneels 9 yds. into end zone.

Miami Dolphins at 1:12

1-10-MIA 25	(1:12) (Shotgun) J.Ajayi up the middle to MIA 30 for 5 yards (K.Williams, M.Dareus).	
2-5-MIA 30	(:35) (Shotgun) J.Ajayi right guard to MIA 31 for 1 yard (M.Dareus).	
End of quarter - 3.15 pm		

Miami Dolphins vs Buffalo Bills at New Era Field

END OF QUARTER

	Score	Time Poss	First Downs				Efficiencies	
			R	P	X	T	3 Down	4 Down
Miami Dolphins	28	7:39	1	4	0	5	2/2	0/0
Buffalo Bills	21	7:21	2	5	0	7	1/1	0/0

Fourth Quarter

12/24/2016

Play By Play

Miami Dolphins continued.

3-4-MIA 31	(15:00) (Shotgun) M.Moore pass short left to D.Parker to MIA 41 for 10 yards (S.Gilmore). Caught at MIA 41, slanting to middle.	P15
<u>1-10-MIA 41</u>	(14:24) (Shotgun) J.Ajayi up the middle to BUF 49 for 10 yards (Z.Brown, P.Brown).	R16
<u>1-10-BUF 49</u>	(14:00) <i>PENALTY on BUF-L.Alexander, Neutral Zone Infraction, 5 yards, enforced at BUF 49 - No Play.</i>	
1-5-BUF 44	(13:43) J.Ajayi right tackle to BUF 44 for no gain (L.Douzable).	
2-5-BUF 44	(13:07) (Shotgun) M.Moore pass short right to J.Landry to BUF 33 for 11 yards (M.Dareus). Dump pass, caught at BUF 48.	P17
<u>1-10-BUF 33</u>	(12:24) J.Ajayi right tackle to BUF 38 for -5 yards (L.Douzable).	
	Timeout #1 by MIA at 11:41.	
2-15-BUF 38	(11:41) M.Moore pass short right to J.Ajayi to BUF 35 for 3 yards (R.Humber, Z.Brown). Dump pass, caught at BUF 38.	
3-12-BUF 35	(10:58) J.Ajayi left guard to BUF 28 for 7 yards (C.Graham; P.Brown).	
4-5-BUF 28	(10:20) A.Franks 46 yard field goal is No Good, Hit Left Upright, Center-J.Denney, Holder-M.Darr.	

Buffalo Bills at 10:15

1-10-BUF 36	(10:15) (Shotgun) T.Taylor left tackle pushed ob at BUF 49 for 13 yards (T.Lippett).	R18
<u>1-10-BUF 49</u>	(9:40) (Shotgun) T.Taylor pass deep left to M.Goodwin ran ob at MIA 35 for 16 yards [A.Branch]. Caught along sideline at MIA 35.	P19
<u>1-10-MIA 35</u>	(9:17) T.Taylor pass incomplete deep left to S.Watkins. Overthrown, receiver along sideline at MIA 12. Thrown under pressure on roll-out.	
2-10-MIA 35	(9:10) (Shotgun) T.Taylor right guard to MIA 25 for 10 yards.	R20
<u>1-10-MIA 25</u>	(8:29) (Shotgun) T.Taylor sacked at MIA 25 for 0 yards (J.Jones).	
2-10-MIA 25	(7:49) T.Taylor pass incomplete deep left to C.Clay. Caught out of bounds in back of end zone.	
3-10-MIA 25	(7:40) (Shotgun) T.Taylor pass short right to S.Watkins pushed ob at MIA 16 for 9 yards (X.Howard). Caught along sideline at MIA 16.	
4-1-MIA 16	(7:37) <i>(Run formation) PENALTY on MIA, Defensive 12 On-field, 5 yards, enforced at MIA 16 - No Play.</i>	X21
<u>1-10-MIA 11</u>	(7:23) (Shotgun) L.McCoy left end to MIA 4 for 7 yards (B.Rambo, M.Thomas).	
2-3-MIA 4	(6:44) (Shotgun) T.Taylor left end to MIA 10 for -6 yards (N.Hewitt). Option play, designed rush.	
3-9-MIA 10	(6:04) (Shotgun) T.Taylor pass incomplete short left to C.Clay (S.Paysinger). MIA-S.Paysinger was injured during the play. Receiver and coverage 7 yds. into end zone, along sideline.	
4-9-MIA 10	(5:55) D.Carpenter 28 yard field goal is GOOD, Center-G.Sanborn, Holder-C.Schmidt.	

MIA 28 BUF 24, 11 plays, 54 yards, 1 penalty, 4:24 drive, 9:09 elapsed

D.Carpenter kicks 60 yards from BUF 35 to MIA 5. J.Grant pushed ob at MIA 46 for 41 yards (D.Carpenter).

Miami Dolphins at 5:51, (1st play from scrimmage 5:44)

1-10-MIA 46	(5:44) J.Landry left end to MIA 46 for no gain (S.Gilmore). End-around, handoff from M.Moore.	
2-10-MIA 46	(4:59) (Shotgun) M.Moore pass incomplete short right to J.Landry. Dropped screen pass, receiver at MIA 44.	
3-10-MIA 46	(4:55) (Shotgun) M.Moore pass short right to J.Landry to MIA 49 for 3 yards (K.Seymour). Caught near sideline at MIA 49.	
4-7-MIA 49	(4:12) M.Darr punts 40 yards to BUF 11, Center-J.Denney, downed by MIA-T.Reilly.	

Buffalo Bills at 4:00

1-10-BUF 11	(4:00) (Shotgun) L.McCoy right end to BUF 18 for 7 yards (M.Thomas, S.Paysinger).	
2-3-BUF 18	(3:28) (Shotgun) L.McCoy right guard to BUF 20 for 2 yards (B.Rambo, N.Suh).	
3-1-BUF 20	(2:55) M.Gillislee left end to BUF 45 for 25 yards (M.Thomas).	R22
<u>1-10-BUF 45</u>	(2:17) (Shotgun) T.Taylor scrambles right end pushed ob at BUF 48 for 3 yards (J.Phillips).	
2-7-BUF 48	(2:09) (Shotgun) L.McCoy left tackle to MIA 41 for 11 yards (N.Hewitt).	R23

Two-Minute Warning

<u>1-10-MIA 41</u>	(2:00) T.Taylor pass deep right to R.Woods pushed ob at MIA 7 for 34 yards (B.Rambo). Flea-flicker, pass after pitch-back from L.McCoy. Caught at MIA 17, near sideline after crossing from middle.	P24
<u>1-7-MIA 7</u>	(1:50) (Shotgun) L.McCoy left guard to MIA 8 for -1 yards (B.Rambo).	
	Timeout #2 by MIA at 01:40.	
2-8-MIA 8	(1:40) (Shotgun) L.McCoy right guard to MIA 4 for 4 yards (B.Rambo).	
	Timeout #3 by MIA at 01:32.	
3-4-MIA 4	(1:32) (Shotgun) T.Taylor left end to MIA 7 for -3 yards (B.Rambo; N.Hewitt). Designed rush, receivers in blocking mode.	
	Timeout #1 by BUF at 01:25.	
4-7-MIA 7	(1:25) (Shotgun) T.Taylor pass short right to C.Clay for 7 yards, TOUCHDOWN. Caught 2 yds. into end zone. The Replay Official reviewed the pass completion ruling, and the play was Upheld. The ruling on the field was confirmed.	P25
	D.Carpenter extra point is GOOD, Center-G.Sanborn, Holder-C.Schmidt.	

MIA 28 BUF 31, 10 plays, 89 yards, 2:40 drive, 13:40 elapsed

D.Carpenter kicks 65 yards from BUF 35 to MIA 0. K.Drake to MIA 39 for 39 yards (N.Robey-Coleman).

Miami Dolphins vs Buffalo Bills at New Era Field

Miami Dolphins at 1:20, (1st play from scrimmage 1:11)

1-10-MIA 39	(1:11) (Shotgun) M.Moore pass incomplete short left to D.Parker. Underthrown, receiver at BUF 47, crossing to middle.	
2-10-MIA 39	(1:07) (Shotgun) M.Moore pass deep middle to K.Stills to BUF 44 for 17 yards (P.Brown).	P18
<u>1-10-BUF 44</u>	(:51) M.Moore spiked the ball to stop the clock.	
2-10-BUF 44	(:51) (Shotgun) M.Moore pass incomplete short middle to D.Parker (L.Alexander). Pass tipped at line, receiver at BUF 31, crossing to middle.	
3-10-BUF 44	(:46) (Shotgun) M.Moore pass short left to D.Williams to BUF 37 for 7 yards (P.Brown, J.Hughes). Caught along sideline at BUF 40.	
4-3-BUF 37	(:10) A.Franks 55 yard field goal is GOOD, Center-J.Denney, Holder-M.Darr.	

MIA 31 BUF 31, 6 plays, 24 yards, 1:14 drive, 14:54 elapsed
--

A.Franks kicks 65 yards from MIA 35 to end zone, Touchback. Kick through end zone.

Buffalo Bills at 0:06

1-10-BUF 25	(:06) T.Taylor kneels to BUF 24 for -1 yards.
End of regulation - 4.07 pm	

END OF QUARTER

	Score	Time Poss	First Downs				Efficiencies	
			R	P	X	T	3 Down	4 Down
Miami Dolphins	31	7:50	1	3	0	4	1/4	0/0
Buffalo Bills	31	7:10	4	3	1	8	1/4	1/1

Overtime

12/24/2016

Play By Play

BUF wins toss, elects to Receive, and MIA elects to defend the West goal.

A.Franks kicks 65 yards from MIA 35 to end zone, Touchback. Ball deflects off front pylon.

Buffalo Bills at 15:00

1-10-BUF 25	(15:00) (Shotgun) L.McCoy left tackle to BUF 23 for -2 yards (A.Branch).	
2-12-BUF 23	(14:27) (Shotgun) T.Taylor pass short left to C.Clay to BUF 34 for 11 yards (K.Alonso) [E.Mitchell]. Caught in flat at BUF 28.	
3-1-BUF 34	(13:49) J.Felton up the middle to BUF 35 for 1 yard (D.Butler).	R26
<u>1-10-BUF 35</u>	(13:16) M.Gillislee right tackle pushed ob at MIA 30 for 35 yards (M.Thomas).	R27
<u>1-10-MIA 30</u>	(12:40) (Shotgun) T.Taylor left tackle to MIA 31 for -1 yards (A.Branch).	
2-11-MIA 31	(12:05) (Shotgun) T.Taylor pass short right to S.Watkins to MIA 17 for 14 yards (X.Howard). Caught near sideline at MIA 17. The Replay Official reviewed the pass completion ruling, and the play was Upheld. The ruling on the field was confirmed.	P28
<u>1-10-MIA 17</u>	(11:31) (Shotgun) L.McCoy up the middle to MIA 19 for -2 yards (D.Butler, E.Mitchell).	
2-12-MIA 19	(10:55) R.Bush left guard to MIA 27 for -8 yards (N.Hewitt). End-around, pitch-back from T.Taylor.	
3-20-MIA 27	(10:14) (Shotgun) T.Taylor pass incomplete deep right to M.Goodwin. Overthrown, receiver 3 yds. into end zone, along sideline.	
4-20-MIA 27	(10:08) D.Carpenter 45 yard field goal is No Good, Wide Right, Center-G.Sanborn, Holder-C.Schmidt.	

Miami Dolphins at 10:03

1-10-MIA 35	(10:03) J.Ajayi left guard to MIA 44 for 9 yards (S.Gilmore). BUF-S.Gilmore was injured during the play. S.Gilmore assisted off.	
2-1-MIA 44	(9:41) (Shotgun) K.Drake up the middle to 50 for 6 yards (P.Brown, M.Dareus).	R19
<u>1-10-50</u>	(9:06) K.Drake left guard to BUF 48 for 2 yards (P.Brown, M.Dareus).	
2-8-BUF 48	(8:29) J.Ajayi up the middle to BUF 45 for 3 yards (L.Alexander, P.Brown).	
	Timeout #1 by BUF at 08:03.	
3-5-BUF 45	(8:03) (Shotgun) M.Moore pass incomplete deep middle to D.Sims [L.Alexander]. Thrown wide of receiver at BUF 14. QB's arm hit upon throw.	
4-5-BUF 45	(7:57) M.Darr punts 41 yards to BUF 4, Center-J.Denney, downed by MIA-M.Gray. Ball saved by B.McCain at BUF 2 before being downed.	

Buffalo Bills at 7:44

1-10-BUF 4	(7:44) L.McCoy left guard to BUF 10 for 6 yards (N.Hewitt).	
2-4-BUF 10	(7:14) (Shotgun) L.McCoy up the middle to BUF 15 for 5 yards (K.Alonso).	R29
<u>1-10-BUF 15</u>	(6:42) L.McCoy up the middle to BUF 12 for -3 yards (M.Thomas).	
2-13-BUF 12	(6:07) (Shotgun) T.Taylor scrambles left tackle to BUF 17 for 5 yards (C.Wake).	
3-8-BUF 17	(5:21) (Shotgun) T.Taylor pass short left to C.Clay to BUF 33 for 16 yards (B.Rambo). Caught near sideline at BUF 25.	P30
<u>1-10-BUF 33</u>	(4:46) Direct snap to M.Gillislee (T.Taylor at WR). (Shotgun) M.Gillislee right tackle to BUF 34 for 1 yard (J.Phillips).	
2-9-BUF 34	(4:20) (Shotgun) T.Taylor pass short left to S.Watkins pushed ob at BUF 41 for 7 yards (T.Lippett). Swing pass, caught near sideline at BUF 36.	
3-2-BUF 41	(4:13) (Shotgun) T.Taylor pass incomplete short right to R.Woods (N.Suh). Pass tipped at line.	
4-2-BUF 41	(4:09) C.Schmidt punts 44 yards to MIA 15, Center-G.Sanborn, fair catch by J.Landry.	

Miami Dolphins at 4:00

1-10-MIA 15	(4:00) (Shotgun) J.Ajayi left tackle to BUF 28 for 57 yards (N.Robey-Coleman).	R20
<u>1-10-BUF 28</u>	(3:12) (Shotgun) J.Ajayi up the middle to BUF 20 for 8 yards (C.Graham).	
2-2-BUF 20	(2:39) K.Drake left guard to BUF 17 for 3 yards (M.Dareus).	R21

Two-Minute Warning

<u>1-10-BUF 17</u>	(2:00) J.Ajayi left end pushed ob at BUF 13 for 4 yards (P.Brown).	
2-6-BUF 13	(1:55) J.Ajayi up the middle to BUF 7 for 6 yards (L.Douzable, P.Brown). MIA-J.Ajayi was injured during the play. J.Ajayi walks off.	R22
	Timeout #1 by MIA at 01:39. Timeout charged by rule, due to injury inside two-minute warning.	
<u>1-7-BUF 7</u>	(1:36) M.Moore kneels to BUF 8 for -1 yards.	
	Timeout #2 by MIA at 00:51.	
2-8-BUF 8	(:51) A.Franks 27 yard field goal is GOOD, Center-J.Denney, Holder-M.Darr.	
	End of game - 4.40 pm	

MIA 34 BUF 31, 7 plays, 77 yards, 3:13 drive, 14:13 elapsed

END OF QUARTER

	Score	Time Poss	First Downs				Efficiencies	
			R	P	X	T	3 Down	4 Down
Miami Dolphins	34	5:32	4	0	0	4	0/1	0/0
Buffalo Bills	31	8:41	3	2	0	5	2/4	0/0

Miscellaneous Statistics Report

Miami Dolphins vs Buffalo Bills
12/24/2016 at New Era Field

Ten Longest Plays for Miami Dolphins

Yards	Qtr	Play Start	Play Description
57	5	1-10-MIA 15	(4:00) (Shotgun) J.Ajayi left tackle to BUF 28 for 57 yards (N.Robey-Coleman).
56	3	3-6-MIA 44	(12:15) M.Moore pass short left to D.Parker for 56 yards, TOUCHDOWN. Caught at MIA 48, crossing from middle.
45	2	2-3-BUF 45	(13:45) (Shotgun) K.Drake left guard for 45 yards, TOUCHDOWN.
44	3	3-3-MIA 32	(5:23) (Shotgun) M.Moore pass short left to D.Williams to BUF 24 for 44 yards (C.Graham). Swing pass, caught at MIA 33.
20	1	1-10-MIA 28	(10:37) M.Moore pass short right to M.Gray to MIA 48 for 20 yards (C.Graham). Caught at MIA 36, crossing from middle.
19	1	2-3-BUF 45	(9:34) (Shotgun) J.Ajayi right tackle to BUF 26 for 19 yards (C.Graham).
17	4	2-10-MIA 39	(1:07) (Shotgun) M.Moore pass deep middle to K.Stills to BUF 44 for 17 yards (P.Brown).
15	2	2-18-MIA 28	(2:40) (Shotgun) M.Moore pass short right to J.Landry to MIA 43 for 15 yards (Z.Brown, C.Graham). Screen pass, caught at MIA 25.
15	3	1-10-BUF 24	(4:36) (Shotgun) M.Moore pass short middle to D.Parker to BUF 9 for 15 yards (C.Graham, S.Gilmore). Caught at BUF 15, slanting from left.
12	1	3-11-BUF 27	(8:02) (Shotgun) M.Moore pass short right to K.Stills pushed ob at BUF 15 for 12 yards (R.Darby). Caught along sideline at BUF 15. Buffalo challenged the pass completion ruling, and the play was Upheld. The ruling on the field was confirmed. (Timeout #1.)

Ten Longest Plays for Buffalo Bills

Yards	Qtr	Play Start	Play Description
53	3	2-9-BUF 23	(2:36) (Shotgun) T.Taylor pass deep right to S.Watkins to MIA 24 for 53 yards (B.Rambo). Caught near sideline at MIA 28.
38	2	1-10-MIA 38	(5:14) (Shotgun) T.Taylor pass deep right to S.Watkins for 38 yards, TOUCHDOWN. Caught 9 yds. into end zone.
35	5	1-10-BUF 35	(13:16) M.Gillislee right tackle pushed ob at MIA 30 for 35 yards (M.Thomas).
34	4	1-10-MIA 41	(2:00) T.Taylor pass deep right to R.Woods pushed ob at MIA 7 for 34 yards (B.Rambo). Flea-flicker, pass after pitch-back
25	4	3-1-BUF 20	(2:55) M.Gillislee left end to BUF 45 for 25 yards (M.Thomas).
23	2	3-12-BUF 19	(6:58) (Shotgun) T.Taylor scrambles left end pushed ob at BUF 42 for 23 yards (T.Lippett).
20	2	3-15-BUF 32	(11:21) (Shotgun) T.Taylor pass deep right to S.Watkins pushed ob at MIA 48 for 20 yards (X.Howard). Caught along sideline
19	3	2-4-MIA 19	(6:53) (Shotgun) L.McCoy up the middle for 19 yards, TOUCHDOWN. Key block: R.Incognito.
18	3	2-4-MIA 18	(1:18) (Shotgun) T.Taylor pass deep right to C.Clay for 18 yards, TOUCHDOWN. MIA-I.Abdul-Quddus was injured during the
16	4	1-10-BUF 49	(9:40) (Shotgun) T.Taylor pass deep left to M.Goodwin ran ob at MIA 35 for 16 yards [A.Branch]. Caught along sideline at

Touchdown Scoring Information

		Offense	Defense	Special Teams
VISITOR	Miami Dolphins	4	0	0
HOME	Buffalo Bills	4	0	0

Player Scoring Information

Club	Player	TD	Rush TD	Rec TD	KO TD	Punt TD	Int TD	Fum TD	Misc TD	FG	XP	2Pt Rush	2Pt Rec	Sfty	Points
MIA	A.Franks	0	0	0	0	0	0	0	0	2	4	0	0	0	10
MIA	K.Drake	0	1	0	0	0	0	0	0	0	0	0	0	0	6
MIA	J.Ajayi	0	1	0	0	0	0	0	0	0	0	0	0	0	6
MIA	K.Stills	0	0	1	0	0	0	0	0	0	0	0	0	0	6
MIA	D.Parker	0	0	1	0	0	0	0	0	0	0	0	0	0	6
BUF	C.Clay	0	0	2	0	0	0	0	0	0	0	0	0	0	12
BUF	D.Carpenter	0	0	0	0	0	0	0	0	1	4	0	0	0	7
BUF	L.McCoy	0	1	0	0	0	0	0	0	0	0	0	0	0	6
BUF	S.Watkins	0	0	1	0	0	0	0	0	0	0	0	0	0	6

Possession Detail

	First Half		Second Half		Game	
	Visitor	Home	Visitor	Home	Visitor	Home
Largest Lead	14	0	14	3	14	3
Drives Leading	4	0	4	0	8	0
Time of Possession Leading	6:55	0:00	14:15	0:00	21:10	0:00
Largest Deficit	0	-14	-3	-14	-3	-14
Drives Trailing	0	5	1	4	1	9
Time of Possession Trailing	0:00	14:29	1:14	14:25	1:14	28:54
Times Score Tied Up		0		1		1
Lead Changes		1		2		3



NFL STANDINGS

(as of Tuesday, Dec. 27)

AMERICAN FOOTBALL CONFERENCE											
EAST DIVISION											
TEAM	W	L	T	PCT	PF	PA	HOME	AWAY	CONF	DIV	STREAK
y-New England Patriots	13	2	0	.867	406	236	6-2-0	7-0-0	10-1-0	4-1-0	Won 6
X-MIAMI DOLPHINS	10	5	0	.667	349	345	6-1-0	4-4-0	7-4-0	4-1-0	WON 3
Buffalo Bills	7	8	0	.467	389	348	4-4-0	3-4-0	4-7-0	1-4-0	Lost 1
New York Jets	4	11	0	.267	245	399	1-6-0	3-5-0	3-8-0	1-4-0	Lost 2
NORTH DIVISION											
TEAM	W	L	T	PCT	PF	PA	HOME	AWAY	CONF	DIV	STREAK
y-Pittsburgh Steelers	10	5	0	.667	372	303	5-2-0	5-3-0	8-3-0	4-1-0	Won 6
Baltimore Ravens	8	7	0	.533	333	294	6-2-0	2-5-0	7-4-0	4-1-0	Lost 1
Cincinnati Bengals	5	9	1	.367	298	305	3-3-1	2-6-0	4-7-0	2-3-0	Lost 2
Cleveland Browns	1	14	0	.067	240	425	1-7-0	0-7-0	1-10-0	0-5-0	Won 1
SOUTH DIVISION											
TEAM	W	L	T	PCT	PF	PA	HOME	AWAY	CONF	DIV	STREAK
y-Houston Texans	9	6	0	.600	262	304	7-1-0	2-5-0	7-4-0	5-0-0	Won 3
Tennessee Titans	8	7	0	.533	357	361	4-3-0	4-4-0	5-6-0	1-4-0	Lost 1
Indianapolis Colts	7	8	0	.467	387	372	3-4-0	4-4-0	4-7-0	2-3-0	Lost 1
Jacksonville Jaguars	3	12	0	.200	298	376	2-6-0	1-6-0	2-9-0	2-3-0	Won 1
WEST DIVISION											
TEAM	W	L	T	PCT	PF	PA	HOME	AWAY	CONF	DIV	STREAK
x-Oakland Raiders	12	3	0	.800	410	361	6-2-0	6-1-0	9-2-0	3-2-0	Won 2
x-Kansas City Chiefs	11	4	0	.733	352	284	6-2-0	5-2-0	8-3-0	5-0-0	Won 1
Denver Broncos	8	7	0	.533	309	291	4-3-0	4-4-0	5-6-0	1-4-0	Lost 3
San Diego Chargers	5	10	0	.333	383	386	3-4-0	2-6-0	4-7-0	1-4-0	Lost 4
NATIONAL FOOTBALL CONFERENCE											
EAST DIVISION											
TEAM	W	L	T	PCT	PF	PA	HOME	AWAY	CONF	DIV	STREAK
z-Dallas Cowboys	13	2	0	.867	408	279	7-1-0	6-1-0	9-2-0	3-2-0	Won 2
x-New York Giants	10	5	0	.667	291	274	7-1-0	3-4-0	7-4-0	3-2-0	Lost 1
Washington Redskins	8	6	1	.567	386	364	4-3-0	4-3-1	6-5-0	3-2-0	Won 1
Philadelphia Eagles	6	9	0	.400	340	318	5-2-0	1-7-0	4-7-0	1-4-0	Won 1
NORTH DIVISION											
TEAM	W	L	T	PCT	PF	PA	HOME	AWAY	CONF	DIV	STREAK
Green Bay Packers	9	6	0	.600	401	364	6-2-0	3-4-0	7-4-0	4-1-0	Won 5
Detroit Lions	9	6	0	.600	322	327	6-1-0	3-5-0	7-4-0	3-2-0	Lost 2
Minnesota Vikings	7	8	0	.467	289	297	4-3-0	3-5-0	4-7-0	1-4-0	Lost 2
Chicago Bears	3	12	0	.200	269	361	3-5-0	0-7-0	3-8-0	2-3-0	Lost 3
SOUTH DIVISION											
TEAM	W	L	T	PCT	PF	PA	HOME	AWAY	CONF	DIV	STREAK
y-Atlanta Falcons	10	5	0	.667	502	374	4-3-0	6-2-0	8-3-0	4-1-0	Won 3
Tampa Bay Buccaneers	8	7	0	.533	337	353	3-4-0	5-3-0	6-5-0	3-2-0	Lost 2
New Orleans Saints	7	8	0	.467	437	416	4-4-0	3-4-0	6-5-0	2-3-0	Won 2
Carolina Panthers	6	9	0	.400	353	385	4-4-0	2-5-0	5-6-0	1-4-0	Lost 1
WEST DIVISION											
TEAM	W	L	T	PCT	PF	PA	HOME	AWAY	CONF	DIV	STREAK
y-Seattle Seahawks	9	5	1	.633	329	269	7-1-0	2-4-1	5-5-1	2-2-1	Lost 1
Arizona Cardinals	6	8	1	.433	374	356	4-3-1	2-5-0	5-5-1	3-1-1	Won 1
Los Angeles Rams	4	11	0	.267	218	350	1-6-0	3-5-0	3-8-0	2-3-0	Lost 6
San Francisco 49ers	2	13	0	.133	286	455	1-6-0	1-7-0	2-9-0	2-3-0	Won 1

x - Clinched Playoffs; y - Clinched Division; z - Clinched Conference

