

N E W Y O R K J E T S

# MEDIA INFORMATION

## NEW YORK JETS at NEW ENGLAND PATRIOTS

WEEK 16 / GAME 15

SATURDAY | DECEMBER 24, 2016 | 1:00 P.M.

GILLETTE STADIUM | CBS



CONTENTS:		ROSTER BREAKDOWN ..... 24	
2016 SCHEDULE.....	2	HOMETOWN BREAKDOWN.....	25
GAME NOTES.....	3	PERSONNEL MOVES .....	26
PROBABLE STARTERS .....	4	OFFENSIVE STATS.....	29
GAME PREVIEW.....	5	DEFENSIVE STATS.....	30
MATCHUP HISTORY .....	6	SUPPLEMENTAL STATS .....	31
CONNECTIONS .....	7	LAST TIME IT HAPPENED.....	48
BY THE NUMBERS.....	8	PLAYER PARTICIPATION.....	51
QUOTE BOARD.....	9	ROSTER BY POSITION: OFFENSE.....	52
TEAM NOTES .....	11	ROSTER BY POSITION: DEFENSE.....	53
HEAD COACH TODD BOWLES.....	18	DEPTH CHART .....	54
ASSISTANT COACH CAPSULES .....	20	ALPHABETICAL ROSTER.....	55
BUILDING THE JETS.....	23	NUMERICAL ROSTER .....	56



## PRESEASON RECORD: 1-3

WEEK 01	AUG. 11		RESULT: W, 17-13
WEEK 02	AUG. 19		RESULT: L, 18-22
WEEK 03	AUG. 27		RESULT: L, 20-21
WEEK 04	SEPT. 1		RESULT: L, 6-14

## REGULAR SEASON RECORD: 4-10

WEEK 01	Sept. 11		RESULT: L, 22-23
WEEK 02	Sept. 15		RESULT: W, 37-31
WEEK 03	Sept. 25		RESULT: L, 3-24
WEEK 04	Oct. 2		RESULT: L, 17-27
WEEK 05	Oct. 9		RESULT: L, 13-31
WEEK 06	Oct. 17		RESULT: L, 3-28
WEEK 07	Oct. 23		RESULT: W, 24-16
WEEK 08	Oct. 30		RESULT: W, 31-28
WEEK 09	Nov. 6		RESULT: L, 23-27
WEEK 10	Nov. 13		RESULT: L, 6-9
WEEK 11	BYE WEEK		
WEEK 12	Nov. 27		RESULT: L, 22-17
WEEK 13	Dec. 5		RESULT: L, 10-41
WEEK 14	Dec. 11		RESULT: W, 23-17 (OT)
WEEK 15	Dec. 17		RESULT: L, 13-34
WEEK 16	DECEMBER 24	<div><div>NEW YORK JETS at NEW ENGLAND PATRIOTS SITE: GILLETTE STADIUM</div><div>CHANNEL: CBS TIME: 1:00 p.m. SERIES: 53-58-1</div><div>The Jets will play a Saturday afternoon game for the first time since 2011, when they also hosted the Giants, also on Christmas Eve. The Jets own an overall record of 12-22-1 in Saturday afternoon games. New York also faced off against New England in the second-to-last game of the season last year, when WR Eric Decker caught an overtime touchdown pass at MetLife Stadium for a 26-20 Jets victory.</div></div>	
WEEK 17	JAN. 1		<div>NEW YORK JETS vs. BUFFALO BILLS SITE: METLIFE STADIUM</div> <div>CHANNEL: CBS TIME: 1:00 p.m. SERIES: 51-59</div>





## HEADLINES

**RB BILAL POWELL:** Last week vs. MIA (12/17), RB **Bilal Powell** reeled in 11 passes for 78 yards, part of his 162 total yards offense, the second-consecutive week he has posted 150+ yards from scrimmage. In his last seven December games, **Powell** as produced 703 scrimmage yards, the third most of any running back in the league, while also producing five total touchdowns, tied for the fifth most.

### RUNNING BACK SCRIMMAGE YARDS IN DECEMBER (2015-16)

Player	Team	Total Yds	Rush Yds	Rec. Yds	TDs
David Johnson	ARZ	1,003	634	369	9
LeSean McCoy	BUF	726	525	201	3
<b>Bilal Powell</b>	<b>NYJ</b>	<b>703</b>	<b>366</b>	<b>337</b>	<b>5</b>
Devonta Freeman	ATL	634	417	217	7
Lataivus Murray	OAK	621	536	85	5

Those 11 receptions vs. MIA (12/17) placed him in a tie for the fourth most receptions in a single game by a Jets running back.

### NEW YORK JETS RECEPTIONS BY A RUNNING BACK (Single Game)

Player	Season	Week	Rec	Rec Yds
Clark Gaines	1980	3	17	160
Clark Gaines	1980	2	12	91
Richie Anderson	2000	8	12	109
Richie Anderson	2000	17	11	139
<b>Bilal Powell</b>	<b>2016</b>	<b>15</b>	<b>11</b>	<b>78</b>

**WR ROBBY ANDERSON:** With his 40-yard touchdown on the opening possession, undrafted rookie WR **Robby Anderson** became only the third Jets player in the last 10 seasons to record multiple 40-yard touchdown catches. **Anderson**, who now ranks sixth on the team's all-time rookie receiving yardage list, has produced 544 yards this season, 392 of which have come in the last six games, a mark that leads the team and all NFL rookies.

### NEW YORK JETS RECEIVING LEADERS (Rookie Season)

Player	Season	Drafted	Rec	Yards	Avg.
Keyshawn Johnson	1996	1st	63	844	13.4
Wesley Walker	1977	2nd	35	740	21.1
Wayne Chrebet	1995	UdFA	66	726	11
Rob Moore	1990	1st	44	692	15.7
Derrick Gaffney	1978	8th	38	691	18.2
Al Toon	1985	1st	46	662	14.4
<b>Robby Anderson</b>	<b>2016</b>	<b>UdFA</b>	<b>38</b>	<b>544</b>	<b>14.3</b>

### NFL ROOKIE RECEIVING LEADERS (2016 Season)

Player	Team	Drafted	Rec	Rec Yds	Yds/Rec	Rec Long
Michael Thomas	NO	2nd	76	883	11.6	35
Sterling Shepard	NYG	2nd	55	592	10.8	32
Will Fuller	HST	1st	41	572	14.0	53
Tyreek Hill	KC	5th	56	547	9.8	49
<b>Robby Anderson</b>	<b>NYJ</b>	<b>UdFA</b>	<b>38</b>	<b>544</b>	<b>14.3</b>	<b>52</b>

## WALTER PAYTON MAN OF THE YEAR

**BRANDON MARSHALL** has been named the team's 2016 Walter Payton Man of the Year. Through **Marshall's** foundation, Project 375, he has impacted many lives throughout the country by promoting mental health. **Marshall** will receive a \$40,000 donation to Project 375 and an additional \$50,000 donation will be made in his name to implement NFL's Character Playbook program in the team's market. **Marshall** is eligible to be one of three finalists for the NFL Walter Payton Man of the Year selected from the 32 nominees from each NFL team. A total of \$1 million will be donated in the name of the 2016 Walter Payton NFL Man of the Year, with \$500,000 going to a charity of his choice and \$500,000 supporting the expansion of Character Playbook across all NFL markets. The two finalists will each receive a \$125,000 donation to the charity of their choice and a \$125,000 donation in their names to expand Character Playbook. The winner of the 2016 NFL Walter Payton Man of the Year will be announced in Houston at NFL Honors. This Saturday, NFL Network will air an interview with **Marshall** during the pre-game regarding his Walter Payton Man of the Year nomination. Fans are encouraged to vote for **Marshall** on Twitter using #MarshallWPMOYChallenge.

## GAME AT A GLANCE

**All-Time Record vs. NE:** 53-58-1  
**All-Time Record vs. NE (AWAY):** 24-31-1  
**Last Time vs. NE:** L, 17-22 vs. NE (11/27/16)

Coach	HC Experience	Overall W/L	Postseason
Todd Bowles	2nd Season	14-16	0-0
Bill Belichick	22nd Season	233-114	23-10
	CLV	36-44	1-1
	NE	197-70	22-9

## BROADCAST COVERAGE

**TELEVISION:** CBS

**Play-by-play:** Ian Eagle **Analysts:** Dan Fouts

**Sideline:** Evan Washburn

**Producer:** Mark Wolff **Director:** Bob Fishman

**JETS RADIO:** 98.7 FM WEPN (ESPN Radio)

**Play-by-play:** Bob Wischusen **Analyst:** Marty Lyons

**Producer:** Joe Loughran

**Pre- and Post-Game:** Don La Greca and Greg Buttle

**JETS EN ESPANOL RADIO:** ESPN Deportes Nueva York 1050 AM

**Play-by-play:** Clemson Smith-Muñiz **Analyst:** Oscar Benitez

**JETS RADIO NETWORK:** WCHR - 105.7FM - Ocean, NJ; WHTK - 107.3FM/1280AM - Rochester, NY; WTMM - 104.5FM - Albany, NY

## PRONUNCIATION GUIDE

**JUSTON** Burris ..... Justin  
**Joe DANNA** ..... DAN-ah  
**Dakota DOZIER** ..... DOUGH-jer  
**LACHLAN** Edwards ..... LOCK-lan  
**Quincy ENUNWA** ..... ee-NOON-wah  
**Ben IJALANA** ..... EYE-juh-LAH-nuh  
**DARRON** Lee ..... Darrin  
**Kevin PATULLO** ..... pa-TOO-low  
**CHARONE** Peake ..... cha-RON  
**BILAL** Powell ..... buh-LAHL  
**Tanner PURDUM** ..... PER-dum  
**Brent QVALE** ..... KWAH-lee  
**Buster SKRINE** ..... Screen

## WEEKLY SCHEDULE

### Tuesday, December 20th

1:10 - 1:40 p.m. Media at Practice  
 3:45 - 4:00 p.m. Todd Bowles Press Conf. (Media Work Rm)  
 4:00 - 4:45 p.m. Player Availability (Open Locker Rm)

### Wednesday, December 21st

11:00 - 11:30 a.m. Media at Practice  
 1:25 - 1:45 p.m. (approx.) Coordinator Availability (O/D)  
 1:45 - 1:55 p.m. (approx.) Todd Bowles Press Conf. (Media Work Rm)  
 1:55 - 2:40 p.m. Player Availability (Open Locker Rm)  
 2:45 - 2:55 p.m. Coordinator Availability (ST)

### Thursday, December 22nd

10:50 - 11:20 a.m. Media at Practice  
 12:50 - 1:05 p.m. (approx.) Todd Bowles Press Conf. (Media Work Rm)  
 1:05 - 1:50 p.m. (approx.) Player Availability (Open Locker Rm)

### Friday, December 23rd

No Media Availability - Day Before Game

## COMMUNICATIONS CONTACTS

**Communications Department Twitter Handle:** @NYJetsPR

Eric Gelfand ..... egelfand@jets.nfl.com ..... (973) 549-4577  
 Bruce Speight ..... bspeight@jets.nfl.com ..... (973) 549-4690  
 Jared Winley ..... jwinley@jets.nfl.com ..... (973) 549-4683  
 Meghan Gilmore ..... mgilmore@jets.nfl.com ..... (973) 549-4684  
 Nick Filis ..... nfilis@jets.nfl.com ..... (973) 549-4857



# PROBABLE STARTERS



## OFFENSE

**WR 15 BRANDON MARSHALL 11th SEASON**  
Became just the 8th player in NFL history to surpass 12,000 receiving yards in 165-or-fewer games when he hauled in a 20-yard pass from Bryce Petty in the 3rd quarter at SF (12/11). Leads the Jets in both receptions (57) and receiving yards (760) this season.

**TE 82 BRANDON BOSTICK 3rd SEASON**  
Third-year player who spent part of last season on the Jets practice squad. Has appeared in all 14 games, making 5 starts. Has caught 7 passes for 56 yards this season.

**LT 71 BEN IJALANA 6th SEASON**  
Started 5 of the first 8 games at RT, and the last 6 weeks at LT. Part of an offensive line that produced 188 yards rushing and 2 scores at SF (12/11) and the 7th most rushing yards in the league per game (126.1) since Week Seven.

**LG 77 JAMES CARPENTER 6th SEASON**  
Joined the team as a UFA last year. Only member of the offensive line to start every game this season. Part of an offensive line that produced 188 yards rushing and 2 scores at SF (12/11) and the 7th most rushing yards in the league per game (126.1) since Week Seven.

**C 76 WESLEY JOHNSON 3rd SEASON**  
Replaced an injured Nick Mangold at center after starting 6 of the last 7 games. Helped produce 136.3 yards per game rushing over his last 6 starts, the 5th best average in the league during that span.

**RG 67 BRIAN WINTERS 4th SEASON**  
Has started 12-of-13 games this season, missing game at ARZ (10/17) with a concussion. Part of an offensive line that produced 188 yards rushing and 2 scores at SF (12/11) and the 7th most rushing yards in the league per game (126.1) since Week Seven.

**RT 79 BRENT QVALE 2nd SEASON**  
Made starts at RT and RG this season, rotating with Ben Ijalana at RT early in the season. Replaced an injured Breno Giacomini (placed on IR) at RT at SF (12/11) and was active but did not start last week vs. MIA due to injury.

**WR 81 QUINCY ENUNWA 2nd SEASON**  
Leads the team with 4 receiving TDs and is 3rd in receptions (52) and 2nd in receiving yards (746) this season, all career highs. Recorded the first 100-yard game of his career vs. NE (11/27) and his 69-yard catch and run vs. BLT (10/23) is both the longest reception of his career and offensive play of the Jets season.

**WR 11 ROBBY ANDERSON ROOKIE**  
2016 undrafted rookie free agent that ranks third on the team in receiving yards (544) and 5th among rookie receivers this season. His yardage also ranks 7th on the franchise's all-time list among rookie receivers. Posted a career best in catches (6) and receiving yards (99) at SF (12/11).

**QB 9 BRYCE PETTY 2nd SEASON**  
In his 2nd career start at SF (12/11) and led a 14-point comeback in the second half before winning the game in overtime. Completed over 65% of his passes in the game, throwing a career best 257 yards. Scored on a 2-point conversion rushing attempt that cut the deficit to 3 with 5:04 to play in the 4th.

**RB 22 MATT FORTÉ 9th SEASON**  
Played but did not start vs. MIA (12/17) due to injury. Has posted 90+ yards rushing in five games. Has 1,076 scrimmage yards and 8 total TDs this season.

## KEY RESERVES

**RB 29 BILAL POWELL 6th SEASON**  
Gained 145 yards on 29 carries (5.0 avg.), scoring twice including the game winner in overtime at SF (12/11). 2nd on the team with 53 receptions after posting 11 vs. MIA (12/17) - the 4th best single-game total for a Jets RB - while his 5.7 yards per carry average is second best among runners with at least 50 attempts this season.

**TE 88 AUSTIN SEFERIAN-JENKINS 3rd SEASON**  
In-season waiver claim (TB) who has posted 12 catches for 137 yards this season combined. Made starts in each of the last two weeks.

## KICKER

**K 2 NICK FOLK 10th SEASON**  
Has connected on 23-of-26 field goals (91.3%), with all three of his misses being blocked, including 2 from 50+ yards. Connected on a 50-yard field goal to tie the score with :38 seconds remaining in regulation at SF (12/11).

## DEFENSE

**DL 96 MUHAMMAD WILKERSON 6th SEASON**  
Ranks in the top 5 on the team in sacks (t-3rd), tackles for loss (3rd) and quarterback hits (4th) while posting 57 tackles this season. Dropped RB Carlos Hyde for no gain on 4th-and-2 in overtime at SF (12/11), giving the offense possession for their game-winning drive.

**DL 99 STEVE MCLENDON 7th SEASON**  
Missed the last three weeks with an injury. Established new career highs in total tackles (35) and sacks (3.5) surpassing the numbers he set in 2012 and 2013, respectively. Part of a defense that has held their opponent to 91-or-fewer yards rushing in 9-of-14 games this season.

**DL 92 LEONARD WILLIAMS 2nd SEASON**  
Leads the team with 7.0 sacks, 23 quarterback hits, 2 forced fumbles, and tied for first with 11 tackles for loss. Second with 78 tackles. Part of a defense that has held their opponent to 91-or-fewer yards rushing in 9-of-14 games this season.

**DL/OLB 91 SHELDON RICHARDSON 4th SEASON**  
Registered his first full sack of the season, bringing down Joe Flacco vs. BLT (10/23). Recovered a QB Ben Roethlisberger fumble in the red zone at PIT (10/9). Part of a defense that has held their opponent to 91-or-fewer yards rushing in 9-of-14 games this season.

**ILB 52 DAVID HARRIS 10th SEASON**  
Moved in 2nd place on the club's all-time tackles list after posting 10 at SF (12/11), his third double-digit performance in the last 4 weeks. Leads the team with 94 tackles, looking to finish as the season leader for the 9th time in his 10 seasons.

**ILB 50 DARRON LEE ROOKIE**  
Started each of the last four weeks, posting 27 tackles in those games. Fourth on the team in total tackles (63) despite missing three games this season.

**OLB 48 JORDAN JENKINS ROOKIE**  
Started in 8-of-11 games since making his NFL debut at KC (9/25). Posted the first half-sack of his career at SF (12/11) and the first full sack last week at MIA (12/17).

**CB 41 BUSTER SKRINE 6th SEASON**  
Missed last week vs. MIA with an injury. Registered his first INT of the season, returning the ball 51 yards (longest of his career), vs. BLT (10/23). Posted his 2nd-career sack, dropping Russell Wilson for a 14-yard loss vs. SEA (10/2).

**CB 24 DARRELLE REVIS 10th SEASON**  
Earned Pro Bowl selections in seven of his last eight seasons, including after a 2015 season that saw him return to the Jets and register nine takeaways (five interceptions and four fumble recoveries), the most among NFL cornerbacks.

**SS 25 CALVIN PRYOR 3rd SEASON**  
Returned at SF (12/11) after missing the previous week with a concussion. Has posted season totals of 68 tackles (3rd on the team) and tied for 2nd with 6 passes defended.

**FS 45 RONTEZ MILES 2nd SEASON**  
Has appeared in all 14 games this season, making one start for Calvin Pryor vs. IND (12/5). In his first full season, has posted career bests in tackles (40), passes defended (2) and forced his first career fumble.

## KEY RESERVES

**LB 55 LORENZO MAULDIN 2nd SEASON**  
Missed the last three games with an ankle injury. Registered the first INT of his career at CLV (10/30) when he dove for a tipped pass at the CLV 8 with under 5:30 to play in the fourth quarter and the Jets up by one score.

**DL 93 DEON SIMON 1st SEASON**  
Saw extended action the last two weeks due to an injury to Steve McLendon. Against IND (12/5), posted 6 tackles (including 1 for loss) and the first half-sack of his career, dropping Andrew Luck with Leonard Williams.

**CB 32 JUSTON BURRIS ROOKIE**  
Rookie 4th-round pick that has seen extended time in each of the last two games, starting last week vs. MIA (12/17). Has registered three passes defended and his first career interception last week vs. MIA (12/17).

## PUNTER

**P 4 LACHLAN EDWARDS ROOKIE**  
Has punted 66 times, placing 21 inside the 20-yard line, averaging 42.8 yards per punt. At SF (12/11), placed 4 punts inside the 20-yard line, a new career high.





# GAME PREVIEW

## MATCHUP (2016 STATS)



### TOTAL OFFENSE

335.7 21st

### PASSING OFFENSE

224.0 25th

### RUSHING OFFENSE

111.7 t-11th

### SCORING OFFENSE

17.3 30th

### SACKS ALLOWED

32.0 t-20th

### THIRD DOWN OFFENSE

38.17% 19th

### RED ZONE OFFENSE

37.8% 32nd

### TOTAL DEFENSE

351.7 17th

### PASSING DEFENSE

251.8 21st

### RUSHING DEFENSE

99.9 14th

### SCORING DEFENSE

25.6 t-25th

### SACKS

23.0 30th

### THIRD DOWN DEFENSE

38.1% 10th

### RED ZONE DEFENSE

55.8% t-22nd

### TAKEAWAYS

11 t-29th

### GIVEAWAYS

30 31st

### TOTAL DEFENSE

10th 336.0

### PASSING DEFENSE

17th 248.1

### RUSHING DEFENSE

3rd 87.9

### SCORING DEFENSE

1st 16.6

### SACKS

t-11th 32.0

### THIRD DOWN DEFENSE

7th 37.2%

### RED ZONE DEFENSE

17th 55.0%

### TOTAL OFFENSE

4th 389.9

### PASSING OFFENSE

25th 272.9

### RUSHING OFFENSE

7th 117.0

### SCORING OFFENSE

6th 26.1

### SACKS ALLOWED

t-6th 23.0

### THIRD DOWN OFFENSE

8th 43.7%

### RED ZONE OFFENSE

9th 62.0%

### TAKEAWAYS

t-20th 17

### GIVEAWAYS

t-2nd 11

## STATISTICAL LEADERS (2016)

### CATEGORY

Completion Percentage

Passing Yards

Passer Rating

Rushing Yards

Rushing Touchdowns

Receptions

Reception Touchdowns

Yards from Scrimmage

First Downs

Tackles

Sacks

Interceptions

Forced Fumbles

Special Teams Tackles

Punt Return Avg.

Kick Return Avg.

Scoring/Non-Kicking

Scoring

### JETS

Petty

Petty

Petty

Forté

Forté

B. Marshall

Enunwa

Forté

Powell

Harris

L. Williams

Two Tied

Two Tied

J. Martin

J. Marshall

J. Marshall

Forté

Folk

### No.

57.7%

809

64.6

813

7

57

4

1,076

53

94

7.0

2

2

15

5.8

24.3

48

90

### CATEGORY

Completion Percentage

Passing Yards

Passer Rating

Rushing Yards

Rushing Touchdowns

Receptions

Reception Touchdowns

Yards from Scrimmage

First Downs

Tackles

Sacks

Interceptions

Forced Fumbles

Special Teams Tackles

Punt Return Avg.

Kick Return Avg.

Scoring/Non-Kicking

Scoring

### PATRIOTS

Brady

Brady

Brady

Blount

Blount

Edelman

Bennett

Blount

Blount

Ryan

Flowers

Two Tied

11 Tied

Ebner

Edelman

Amendola

Blount

Gostkowski

### No.

66.9%

3,064

109.7

1,060

15

85

5

1,098

60

81

7.0

2

1

10

10.3

25.8

90

107

*Italics = No Longer with 2016 Team*



# MATCHUP HISTORY



53-58-1 Overall (Postseason 1-2) / 29-27 Home (Postseason 0-1) / 24-31-1 Away (Postseason 1-1)														(Formerly Boston Patriots)		
9/17/60	BOSTON	L	24-28	10/13/74	NEW ENGLAND	L	0-24	9/10/89	NEW ENGLAND	L	24-27	12/26/04	NEW ENGLAND	L	7-23	
11/11/60	at Boston	L	21-38	11/17/74	at New England	W		11/5/89	at New England	W		12/4/05	at New England	L	3-16	
9/09/61	at Boston	W	21-20	21-16				27-26				12/26/05	NEW ENGLAND	L	21-31	
10/01/61	BOSTON	W	37-30	10/5/75	NEW ENGLAND	W	36-7	9/30/90	at New England	W	37-13	9/17/06	NEW ENGLAND	L	17-24	
10/6/62	BOSTON	L	14-43	12/7/75	at New England	W	30-28	12/23/90	NEW ENGLAND	W	42-7	11/12/06	at New England	W	17-14	
11/30/62	at Boston	L	17-24	10/18/76	at New England	L	7-41	11/17/91	at New England	W	28-21	1/7/07	at New England	L	16-37	
9/8/63	at Boston	L	14-38	11/21/76	NEW ENGLAND	L	24-38	12/15/91	NEW ENGLAND	L	3-6		(AFC Wild Card Playoff)			
10/5/63	BOSTON	W	31-24	10/2/77	NEW ENGLAND	W	30-27	10/4/92	NEW ENGLAND	W	30-21	9/9/07	NEW ENGLAND	L	14-38	
9/27/64	at Boston	L	10-26	10/30/77	at New England	L	13-24	11/22/92	at New England	L	3-24	12/16/07	at New England	L	10-20	
10/31/64	BOSTON	W	35-14	10/21/78	at New England	L	21-55	9/26/93	NEW ENGLAND	W	45-7	9/14/08	NEW ENGLAND	L	10-19	
11/14/65	at Boston	W	30-20	11/19/78	NEW ENGLAND	L	17-19	11/28/93	at New England	W	6-0	11/13/08	at New England	W	34-31 [OT]	
11/28/65	BOSTON	L	23-27	9/9/79	at New England	L	3-56	10/16/94	NEW ENGLAND	W	24-17	9/20/09	NEW ENGLAND	W	16-9	
10/2/66	at Boston	T	24-24	12/9/79	NEW ENGLAND	W	27-26	12/4/94	at New England	L	13-24	11/22/09	at New England	L	14-31	
12/17/66	BOSTON	W	38-28	10/5/80	NEW ENGLAND	L	11-21	11/5/95	NEW ENGLAND	L	7-20	9/19/10	NEW ENGLAND	W	28-14	
10/29/67	BOSTON	W	30-23	11/2/80	at New England	L	21-34	12/10/95	at New England	L	28-31	12/6/10	at New England	L	3-45	
11/19/67	at Boston	W	29-24	10/11/81	NEW ENGLAND	W	28-24	11/10/96	NEW ENGLAND	L	27-31	1/16/11	at New England	W	28-21	
9/22/68	at Boston	W	47-31	11/15/81	at New England	W	17-6	12/8/96	at New England	L	10-34		(AFC Divisional Playoff)			
	(at Birmingham, AL)			9/19/82	at New England	W	31-7	9/14/97	at New England	L	24-27 [OT]	10/9/11	at New England	L	21-30	
10/27/68	BOSTON	W	48-14	9/18/83	at New England	L	13-23	10/19/97	NEW ENGLAND	W	24-19	11/13/11	NEW ENGLAND	L	16-37	
10/5/69	at Boston	W	23-14	11/27/83	NEW ENGLAND	W	26-3	10/19/98	at New England	W	24-14	10/21/12	at New England	L	26-29 [OT]	
10/26/69	BOSTON	W	23-17	9/30/84	NEW ENGLAND	L	21-28	12/27/98	NEW ENGLAND	W	31-10	11/22/12	NEW ENGLAND	L	19-49	
9/27/70	at Boston	W	31-21	10/28/84	at New England	L	20-30	9/12/99	NEW ENGLAND	L	28-30	09/17/13	at New England	L	10-13	
11/22/70	BOSTON	W	17-3	10/20/85	at New England	L	13-20	11/15/99	at New England	W	24-17	10/20/13	NEW ENGLAND	W	30-27 [OT]	
10/10/71	at New England	L	0-20	11/24/85	NEW ENGLAND	W	16-13 [OT]	9/11/00	NEW ENGLAND	W	20-19	10/16/14	at New England	L	25-27	
12/12/71	NEW ENGLAND	W	13-6	12/28/85	NEW ENGLAND	L	14-26	10/15/00	at New England	W	34-17	12/21/14	NEW ENGLAND	L	16-17	
10/15/72	at New England	W			(AFC Wild Card Playoff)			9/23/01	at New England	W	10-3	10/25/15	at New England	L	23-30	
41-13				9/11/86	NEW ENGLAND	L	6-20	12/02/01	NEW ENGLAND	L	16-17	12/27/15	NEW ENGLAND	W	26-20	
10/29/72	NEW ENGLAND	W		10/12/86	at New England	W	31-24	9/15/02	NEW ENGLAND	L	7-44	11/27/16	NEW ENGLAND	L	17-22	
34-10				9/21/87	NEW ENGLAND	W	43-24	12/22/02	at New England	W	30-17					
10/14/73	at New England	W	9-7	12/13/87	at New England	L	20-42	9/21/03	at New England	L	16-23					
11/11/73	NEW ENGLAND	W		9/04/88	at New England	L	3-28	12/20/03	NEW ENGLAND	L	16-21					
33-13				11/13/88	NEW ENGLAND	L	13-14	10/24/04	at New England	L	7-13					

## SINGLE-GAME RECORDS

### MOST RUSHING YARDS

	Player	Att	Yds	Date
1.	John Riggins	32	168	10/15/72
2.	John Riggins	20	152	12/7/75

### MOST RUSHING TOUCHDOWNS

	Player	TD	Date
1.	Five Tied, Most Recently		
	Curtis Martin	3	10/15/00

### MOST PASSING YARDS

	Player	Cmp/Att	Yds	Date
1.	Ken O'Brien	22/29	386	11/5/89
2.	Joe Namath	22/43	362	10/29/67

### MOST PASSING TOUCHDOWNS

	Player	TD	Date
1.	Three Tied, Most Recently		
	Vinny Testaverde	4	12/27/98

### MOST RECEPTIONS

	Player	Rec	Date
1.	Bake Turner	11	10/31/64
	Art Powell	11	10/6/62 <sup>1</sup>

### MOST RECEIVING YARDS

	Player	Yds	Date
1.	Keyshawn Johnson	194	11/23/97
2.	Rob Moore	175	9/30/90

### MOST POINTS

	Player	Pts	Date
1.	Five Tied, Most Recently		
	Curtis Martin	18	10/15/00

### MOST FIELD GOALS

	Player	FG	Date
1.	Five Tied, Most Recently		
	Nick Folk	4	10/16/14

### LONGEST RUSHING PLAY

	Player	Yds	Date
1.	Mark Smolinski	56	9/8/63
2.	Leon Washington	49	12/16/07

### LONGEST PASSING PLAY

	Player	Yds	Date
1.	K. O'Brien to W. Walker	88t	11/24/85
2.	*C. Pennington to J. Cotchery	77t	1/7/07

## THE LAST TIME

### 100-YARD RUSHER

By Jets:	107 [21 att. 1 TD], Chris Ivory, 10/16/14
By NE:	136 [27 att. 2 TD], BenJarvis Green-Ellis, 10/9/11

### 300-YARD PASSER

By Jets:	301 [26-36, 1 TD, 1 INT], Mark Sanchez, 11/22/12
By NE:	355 [34-54, 2 TD, 0 INT], Tom Brady, 10/25/15

### 3-OR-MORE TD PASSES

By Jets:	3 [26-41, 296, 0 INT], Ryan Fitzpatrick, 12/27/15
By NE:	3 [18-27, 323, 0 INT], Tom Brady, 11/22/12

### 100-YARD RECEIVING GAME

By Jets:	109 [5 rec. 1 TD], Quincy Enunwa, 11/27/16
By NE:	108 [11 rec. 1 TD], Rob Gronkowski, 10/25/15

### KICKOFF RETURN FOR TOUCHDOWN

By Jets:	92 yards, Leon Washington, 11/13/08
By NE:	104 yards, Devin McCourty, 10/21/12
*AFC Playoffs	





## NFL CONNECTIONS

- Jets CB **Buster Skrine** and NE DL **Jabaal Sheard** were both selected by CLV in the 2011 NFL Draft. They went on to play together in CLV for the 2011-14 seasons. NE LB **Barkevious Mingo** also played in CLV with **Skrine** from 2013-14.
- Jets LG **James Carpenter** played on the opposite side of the ball with former SEA teammate and current NE DL **Alan Branch** in 2011-12.
- NE TE **Martellus Bennett** played with Jets K **Nick Folk** in DAL from 2008-09 and with Jets RB **Matt Forté** (2013-15) and WR **Brandon Marshall** (2013-14) in CHI.
- Jets DL **Steve McLendon** and NE RB **LeGarrette Blount** played the 2014 season together in PIT.
- Jets RB **Matt Forté** played with NE LB **Shea McClellin** in CHI from 2012-15 and with Jets WR **Brandon Marshall** from 2012-14.

## FORMER JETS

- NE Head Coach **Bill Belichick** served as the Jets assistant head coach/secondary coach from 1997-99. **Belichick** contributed to the 1998 Jets becoming the AFC East Division Champions.
- NE Tight Ends Coach **Brian Daboll** served as the quarterbacks coach for the Jets from 2007-08.
- NE Assistant Special Teams Coach **Ray Ventrone** spent the beginning of the 2007 season on the Jets roster.

## FORMER PATRIOTS

- Jets CB **Darrelle Revis** played for the 2014 Super Bowl XLIX Champions, posting 49 tackles, two interceptions, 14 passes defended, one forced fumble and one fumble recovery in 16 games. In the postseason Super Bowl run, **Revis** contributed three tackles, one sack for a loss of 2.0 yards, two passes defended and one interception that he returned for 30 yards.
- Jets Defensive Line Coach **Pepper Johnson** started his NFL coaching career with NE as an assistant linebackers coach (2000). **Johnson** was with NE from 2000-13, where he served as the inside linebackers coach (2001-03), defensive line coach (2004-11) and linebackers coach (2012-13). During his time with NE, **Johnson** helped lead the team to three Super Bowl Wins.
- Jet DL **Anthony Johnson** joined the Jets from the NE practice squad prior to the Week 10 game vs. the Los Angeles Rams.

## COLLEGE CONNECTIONS

- Jets LB **David Harris** and NE DL **Alan Branch** were teammates at Michigan for the 2006 season. The Wolverines went on to be 11-2 overall and 7-1 in the Big Ten. In 2006, **Harris** was second in the Big Ten for solo tackles with 73.
- Jets LG **James Carpenter** was teammates with NE LB **Dont'a Hightower** at Alabama in 2009.
- Jets LB **Jordan Jenkins**, NE C **David Andrews** and NE WR **Malcolm Mitchell** played at the University of Georgia from 2012-14.
- Jets DL **Anthony Johnson** and NE LB **Barkevious Mingo** both played at LSU from 2011-12.

## COACHING CONNECTIONS

- In 2011, Jets Head Coach **Todd Bowles** served as the MIA interim head coach, during that time NE Tight Ends Coach **Brian Daboll** served as the offensive coordinator. Jets Defensive Coordinator **Kacy Rodgers** served as the MIA defensive line coach (2008-14) and Wide Receivers Coach **Karl Dorrell** served as the quarterbacks coach during the 2011 season with **Daboll** and **Bowles**. Jets Defensive Backs Coach **Joe Danna** served as the MIA assistant defensive backs coach in 2011 as well.
- Two Jets coaches have played under Patriots Head Coach **Bill Belichick** during their NFL careers. Jets Defensive Line Coach **Pepper Johnson** played linebacker for NYG from 1986-1990 when **Belichick** served as the NYG defensive coordinator and secondary coach. **Johnson** went on to play under **Belichick's** first NFL head coach reign in CLV from 1993-95. Jets Assistant Head Coach/Linebackers Coach **Mike Caldwell** also played linebacker for **Belichick** in CLV from 1993-95.
- Jets Tight Ends Coach **Jimmie Johnson** served as the MIN tight ends coach (2006-13), while NE Defensive Line Coach **Brendan Daly** served as the defensive assistant/defensive line coach (2006-08) and Wide Receivers Coach **Chad O'Shea** served as the offensive assistant/wide receivers coach (2006-08).

## AREA CONNECTIONS

- NE DB **Devin McCourty** hails from Montvale, NJ, growing up just 20 miles away from MetLife Stadium.
- NE CB **Logan Ryan** is a native of Voorhees, NJ, which is approximately an hour and a half away from the Atlantic Health Jets Training Center, he also played his college football at Rutgers University.
- NE Linebackers Coach **Brian Flores** is a native of Brooklyn, NY, which is about 15 miles from MetLife Stadium.
- NE Defensive Coordinator **Matt Patricia** was born and raised in Sherrill, NY.
- NE DB **Duron Harmon** played college football at Rutgers University, just 50 miles from the Atlantic Health Jets Training Center.
- NE WR **Chris Hogan** played college football at Monmouth University and is from Ramapo, NJ, just 30 miles from the Atlantic Health Jets Training Center.
- NE RB **Dion Lewis** is from Blairstown, NJ, 50 miles from the Atlantic Health Jets Training Center.



# BY THE NUMBERS



**2.97** Opponents' rushing yards per carry average versus the Jets through the first five games, the lowest mark allowed in team history since the AFL-NFL merger in 1970.

**3** Head coach **Todd Bowles** has oversaw the three lowest single-game opposing rushing outputs allowed in team history.

**4** Passing yards allowed by the Jets defense in the second half against SF (12/11), fewest surrendered since 1970, per radar360.

**5** Number of players in NFL history to amass 8,000 yards rushing, 4,000 yards receiving and 20 receiving touchdowns, including RB **Matt Forté**, who reached the mark against BLT (10/23).

**6** Two-point conversions converted by RB **Matt Forté** for his career, tied for second-most all-time in NFL history.  
Number of 100-reception seasons for WR **Brandon Marshall's** career, the most in NFL history.

Since 2013, the Jets are just the fifth team to record three-or-more 7.0-sack games (LA, NYG, ARZ and KC), after reaching the mark for the third time in the season-opener.

**7** Number of RBs in NFL history to produce 9,000 career rushing yards and 500 receptions, including **Matt Forté**, who reached the mark against BLT (10/23).

**11** Rushing yards allowed against BLT (10/23), fewest surrendered in a single game in franchise history.

**13.3** Percentage of opposing rushing attempts that have resulted in negative yardage, the seventh-highest percentage in the NFL through Week 15, per radar360.

Number of teams WR **Brandon Marshall** has registered a 100-yard receiving performance against, tied for sixth in NFL history.

**24** Scrimmage yards RB **Matt Forté** is shy of reaching 1,100 for the season. Would become fifth RB in NFL history to record 1,100-or-more in his first nine seasons.

**40** Rookie WR **Robby Anderson** has scored on two 40-plus-yard receptions this season, most since Braylon Edwards in 2000 (4).

**53** Number of receptions recorded by RB **Bilal Powell** this season, currently the eighth-most by a RB in a single season in Jets history.

**70** Games in which RB **Matt Forté** has eclipsed 100 scrimmage yards since 2008, the most by any player during that time period.

**91.1** Rushing yards allowed per game since 2015, fourth-fewest in the NFL.

**117** Number of games it took RB **Matt Forté** to reach 8,000 rushing and 4,000 receiving yards. Second-fastest player in NFL history to reach both milestones (Marshall Faulk – 107).

**121** Consecutive regular-season games started by LB **David Harris**, the second-longest streak among active defensive players before it was snapped against ARZ (10/17).

**125** Number of games it took RB **Matt Forté** to reach 500 career receptions (10/9/16), the fourth-fewest games needed by a RB to reach the mark in NFL history.

**157** Number of games it took WR **Brandon Marshall** to reach 900 career receptions (10/9/16), the third-fewest games needed to accomplish the feat in NFL history.

**158** Consecutive games WR **Brandon Marshall** has recorded a reception, the second-longest streak among active players (Larry Fitzgerald – 194).

**165** Number of games it took WR **Brandon Marshall** to reach 12,000 career receiving yards, eighth-fewest needed in NFL history.

**209.6** Passing yards allowed by the Jets defense since Week Eight, sixth-fewest in the NFL during that time.

**312** Consecutive extra points K **Nick Folk** made to begin his NFL career, the second-longest streak in league history (Rian Lindell – 321).

**342** Rushing yards allowed by the Jets defense through the first five games of the season, the lowest total in franchise history since the AFL-NFL merger in 1970.

**493** Number of total yards the Jets offense recorded against BUF, the most under head coach **Todd Bowles** and fifth-most by the team since 1998.

**517** Career receptions for RB **Matt Forté**, eighth on the all-time receptions by a running back list.

**746** Receiving yards by WR **Quincy Enunwa** this season, second-most by a sixth-round draft pick in a single season in team history.

**854** **Brandon Marshall's** career receiving yards against the Patriots, 10th-most in NFL history, per radar360.

**939** Number of receptions WR **Brandon Marshall** has totaled throughout his career. **Marshall** is two receptions shy of passing Art Monk for 18th all-time.

**1,241** Number of career tackles for LB **David Harris**, who ranks second on the franchise's all-time tackles list behind Kyle Clifton.





## TODD BOWLES

"The biggest thing with him I think in the locker room is he's really respected and his message really rings true with the veteran guys. He's a guy that's played the game, that's been through a lot of adverse situations, as a player and coach. So for him being able to speak from experience on both sides of it, I think is really helpful for the players to respect him and to listen to it."

--QB **Ryan Fitzpatrick**

"When I met him at Temple, he was one of the smartest players I've ever seen. He took that to NFL and had a great career and I always hoped he would get in coaching because I thought he would be a great one and as he progressed through the ranks, I got to work with him in Cleveland and saw what I knew was going to be a great coach some day and a head coach. Did a great job as interim in Miami, got the opportunity here and frankly, wouldn't have taken the job without him and I always felt like I would be working for him, because I thought he would start long before I ever go to be a head coach."

--Arizona Cardinals Head Coach **Bruce Arians**

## WR ROBBY ANDERSON

"He's got great speed, I think he showcased that a little bit in the game, he does every day on the practice field. He's got really good hands...he's just got soft hands, he brings everything in. The touch-down catch that he made over the defender, I thought he made it look easy and that's kind of what jumped out to me, he made such a difficult catch look like an easy one. He's got a good little swagger to him that I hadn't really seen that you see in games come out a little bit."

-- QB **Ryan Fitzpatrick**

## RB MATT FORTÉ

"Matt has been everything we expected he would. He's a work horse. He's the ultimate professional. He takes care of himself. You know what you're getting at practice, you know what you're getting in the games every day. He's a class act. He's a tough guy and he can do a lot of things for us, so we're very happy with him."

-- Head Coach **Todd Bowles**

"His production speaks for itself. For a guy to play at that high of a level for that many years that's pretty incredible in this league. Just hearing stories, too, from former teammates that played with him about his work ethic. He's been nothing but impressive since he's been here. The way he approaches the game, I think he'll fit in the huddle really well. He's got a calm demeanor about him. He goes about things the right way. I've been really impressed so far. It's going to be great to have him out there."

-- QB **Ryan Fitzpatrick**

"The thing I like most is that it adds versatility to the offensive group. Here's the thing. Defenses always try to key in on formations and different personnel groups. But when Matt Forté is in the game, they cannot do that because he's equally effective coming out of the backfield [on pass patterns] as he is carrying it. [Defenses] can't really play those games with this group. The way Chan Gailey runs his offense, we have no idea what Matt is going to be doing."

-- Retired RB **LaDainian Tomlinson** on what Forté brings to the offense (credit: Newsday)

## WR QUINCY ENUNWA

"He's a jack of all trades. He's like the Dennis Rodman on our team. He gets the rebounds, he dives on the floor for loose balls, he does a bunch of things. He can be a wideout, he can be an H-back, he blocks, he catches, he runs deep, he runs short."

-- Head Coach **Todd Bowles**

"With Quincy, he is playing with so much confidence. That is a guy that has really grown up the last two years. He wants the ball, he wants to make those plays which sometimes sounds silly - everybody wants to make plays like that - but he has really got his confidence level up. He wants to be that guy and he has really come through this year for us. We expect a lot out of him and expect him to continue doing it."

-- QB **Ryan Fitzpatrick**

"I think he's worked on his craft. He's worked on his hands every day in the offseason. He's worked on his feet. He's worked on his route running. Quincy is a tireless worker, and a lot of the things you see that he's doing now is paying off from the offseason. And I think Justus [Galac], our strength coach, has done a great job with him as far as getting his footwork together and him playing with more balance."

-- Head Coach **Todd Bowles** on where Enunwa has developed

"Obviously he puts in the work... to see how far he has come from last year to this year, I'm talking about the little things. I remember when I first got here, he used to run routes so hard and so aggressive, it felt like he was going to break his legs on every single route and for us to talk about be smoother in and out of your breaks. He's done an excellent job of taking what we're talking about on the practice field, in the meeting room, and executing on Sunday. I'm really proud of him and excited to be on his team, and plus he makes it easier for me."

-- WR **Brandon Marshall**

## C WESLEY JOHNSON

"With a new center, more so than blocking or any of that stuff, for me, [it's about] how the procedure went with him. A lot of it felt normal and natural. I think he did a really nice job. Wes does a good job communicating. Maybe over communicating at times, but he does a nice job of getting those guys on the same page and working with me. He spent a lot of time during the week with that too, just talking, whether it was during practice or in a meeting room. I was really happy. I thought it was smooth, especially being a road game with all of the communication that has to occur with him in a hostile environment, with not having an easy time listening or hearing. I thought he did a nice job."

-- QB **Ryan Fitzpatrick** on playing center

## WR BRANDON MARSHALL

"I think Brandon Marshall, when it's said and done, is definitely going to be a Hall of Famer."

-- Hall of Fame WR **Michael Irvin**



# QUOTE BOARD

## LB DAVID HARRIS

"David's probably the most underrated guy over there, but he's the glue that keeps everybody together over there. He does everything. Not only just mentally, he makes plays. He makes a ton of plays. They're probably not flashy, like you see (Muhammad Wilkerson) and you see (Darrelle) Revis and the rest of those guys. But, David keeps that core intact. David understand the game. He's our coach on the field. Without him, I don't know where we'd be."

-- Head Coach **Todd Bowles**

(David Harris) is always, to me, our leader. He's our captain. So goes him, so goes us in a lot of ways. He gets us lined up. We know we're going to be in the right defense. He steadies the ship when he's in the game. In so many ways I think he's invaluable."

-- Defensive Coordinator **Kacy Rodgers**

## WR JALIN MARSHALL

"I think he is tremendous with his work ethic, he's obviously physically talented, he's got speed, he's got the ability to catch the ball, he's versatile, he knows both positions all ready and just the way he attacks it in the meeting rooms, and watching film. He's asking questions, he's answering them, he's on top of it and I love when a young guy comes in, and is a sponge of the game, wants to learn everything and figure out what his craft is. That's how you have success in this league because physically, everyone's got it. It's mentally that kind of separates you and keeps the longevity of your career."

-- WR **Eric Decker**

## LB LORENZO MAULDIN

"He's better mentally. He has a better grasp of the system. He understands, positionally, things he has to do to drop and rush, and he understands how people are trying to block him. So from that standpoint, he's matured some."

-- Head Coach **Todd Bowles** on how Mauldin has developed

## RB BILAL POWELL

"We keep each other fresh. When Powell is able to break off some runs, the defense can't slack off. They don't know if he's going to catch or run the ball. We're able to keep the defense on its toes at all times. When he's on the field, I'm able to get a good rest and be able to be fresh in the fourth quarter."

--RB **Matt Forté** on how Powell betters the offense

"He did a gentleman's job. If it wasn't for him I don't know if we would have even won this game. He single handedly, from my point of view at least, broke every tackle he could break. He caught every ball. He ran. He blocked. He did everything, and he had outstanding effort."

--Coach **Todd Bowles** on Powell's performance against SF

"His work ethic. He's always the same every day. You know what you're getting out of the guy. He's going to put in a hard day's work and he's going to bust his butt no matter where he's playing – special teams or offense or anything else. He just loves to play the game and that's rare. He kind of has an old soul as an old school player, but he's very much a modern day player."

--Coach **Todd Bowles** on what makes Powell stand out

## CB DARRELLE REVIS

"He's been great at sharing. He has a good way of teaching and making them understand it without going through a whole lot of detail. He puts them in position on the field and makes them see things that they wouldn't normally see so he's been good."

-- Head Coach **Todd Bowles** on how Revis shares his knowledge

## CB BUSTER SKRINE

"The thing I love about Buster is he's so competitive and he's very coachable. He absorbs everything; he takes it in. A lot of guys at this level that think they know it all. The one thing about our room is that our guys are very coachable, and that's one of the things that stands out about Buster. He always comes to practice every day with a lot of energy. Sometimes you have to drag stuff out of players—he's not that guy. He comes to work every day, he busts his butt, and you know what you're going to get from him. He's a good pro."

-- Assistant Cornerbacks Coach **Daylon McCutcheon**

## DL MUHAMMAD WILKERSON

"Other than talent? He's a talented guy. He's big, he's fast, he's strong. He can two-gap, he can one-gap, he's quick. He's rare. There are some people like that in the league but not many. I'm sure there are about 10 or 12 of them in the league that look like that but not many of them. He's got a special talent and a special gift."

-- Head Coach **Todd Bowles** on what distinguishes Wilkerson

## G BRIAN WINTERS

"From the 18 months since I've been here, Brian has gotten better and better, and has had an outstanding training camp. He's gotten better and better and hopefully he continues to do so."

-- Offensive Line Coach **Steve Marshall**

"Confidence is a big thing with him. You can see that as he played more and more last year. He really got in a groove. From day one, when I came back, his confidence was there. He's a tough player, he's fun to have in the huddle, and he's fun to have on your team. He's just going to continue to improve and get better because he puts the work in."

-- QB **Ryan Fitzpatrick**





## KEY PERFORMANCES



- In his second career game against NE (10/26/14), RB **Matt Forté** rushed for 114 yards on 19 carries and added six receptions for 54 yards and a receiving touchdown.
- WR **Brandon Marshall** has registered three games of 100-or-more receiving yards against NE in his career, including a 115-yard, two-touchdown performance in Week 16 of last season. In the first game of the series this season, **Marshall** hauled in six catches for 67 yards and one touchdown. In 10 career games against the Patriots, **Marshall** has totaled 58 receptions for 854 yards and six touchdowns.
- Against NE in Week 12 (11/27), WR **Quincy Enunwa** recorded the first 100-yard performance of his career. **Enunwa** finished with a team-high 109 receiving yards, including a 40-yard reception, and one touchdown.
- DL **Muhammad Wilkerson** has recorded at least a half-sack in three of his 11 career games against NE.
- CB **Darrelle Revis** has totaled three interceptions against NE in his career, with his most recent takeaway coming against the Patriots in Week 16 of the 2015 season.

## CONTAINED CARRIERS

Since 2015, the Jets defense has remained stout against opposing rushing attacks, a hallmark of defenses under head coach **Todd Bowles**. In 30 games under **Bowles**, the unit has allowed the fourth-fewest rushing yards per game (91.1) and the second-lowest rushing average (3.73).

## Opponent Rushing, 2016

Team	Rushing Yds./G	Rank	Rush Avg.	Rank
SEA	87.8	1.	3.55	1.
CAR	89.2	2.	3.82	7.
PIT	90.2	3.	3.91	9.
NYJ	91.1	4.	3.73	2.

## NEGATIVE RUSHES

The Jets defense has experienced success against the run due in part to the unit's ability to force opponents into negative yardage runs. Of the 360 rushing attempts against the Jets this season, 13.3 percent have resulted in negative yards, the seventh-highest percentage in the league, per radar360.

## Opponent Rushing for Negative Yardage, 2016

Rank	Team	Rush Att.	Neg. Rush	Neg. Rush Yds.	Neg. Rush %
1.	LA	371	55	-138	15.4
2.	DAL	290	44	-100	15.3
3.	PHI	345	50	-157	15.2
4.	ARZ	375	54	-126	14.8
5.	SD	350	50	-135	14.7
6.	GB	335	44	-117	13.5
7t.	NYJ	360	45	-127	13.3
7t.	JAX	404	52	-122	13.3

## FIVE-GAME STRETCH

Through the first five games of the season, the defense surrendered 342 rushing yards on 115 carries, a total that ranks as the fewest in franchise history since the AFL-NFL merger 1970. The unit also allowed a franchise-low 2.97 yards per carry average during the stretch.

## Rushing Yds. Allowed Through First Five Games, Since 1970

Rank	Year	Rush Att.	Rush Yds.	Rush TDs
1.	2016	115	342	1
2.	2008	120	345	7
3.	1993	120	374	4
4.	2015	118	413	1
5.	2014	125	415	2

## SHUT IT DOWN

Against BLT in Week Seven, the Jets defense allowed 11 rushing yards on 12 attempts, the lowest single-game output allowed in team history. It marked the fewest rushing yards allowed in a game since the defense surrendered 12 rushing yards on nine carries to MIA (11/29/15). The Jets under **Bowles** and **Rodgers** have produced the three lowest single-game rushing totals in franchise history.

## Fewest Rushing Yds. Allowed in a Single Game, Franchise History

Date	Rushing Yds. Allowed	Opponent
10/23/16	11	Baltimore
11/29/15	12	Miami
10/25/15	16	New England
10/12/86	17	New England
10/10/64	17	Oakland

The Jets also set a franchise mark for the lowest yards per carry average, limiting BLT to 0.92 per rush, besting the previous franchise-low of 1.33 set in 2015 (11/29 at MIA).

## Lowest Rushing Average Allowed in a Single Game, Franchise History

Date	Yards Per Carry	Opponent
10/23/16	0.92	Baltimore
11/29/15	1.33	Miami
11/22/70	1.35	Boston (Patriots)
11/17/85	1.38	Tampa Bay
09/13/10	1.40	Baltimore

## 60-OR-LESS

Under **Bowles** and **Rodgers**, the Jets rank fourth against opposing run games since last season, having allowed 91.1 rushing yards per game. Over that time, the unit has managed seven games in which it has surrendered 60-or-fewer rushing yards, tied for third in the NFL.

## 60-or-Fewer Rushing Yards Allowed (Games), Since 2015

Rank	Team	No. of Games
1t.	PIT	9
1t.	SEA	9
3t.	NE	8
3t.	CAR	8
5t.	NYJ	7
5t.	HOU	7
5t.	ARZ	7
5t.	PIT	7
9t.	GB	6
9t.	TB	6

Through 14 games this season, the Jets are one of 16 teams to have allowed 60-or-fewer rushing yards in at least two home games, having accomplished the feat in the season-opener against CIN and against BLT in Week Seven.

## THE ROTATION

Through 14 games, the Jets have used 14 unique starting lineups on defense to combat opposing rushing and passing attacks, tied for most in the NFL, per NFL GSIS. In addition, eight different lineup combinations have defended eight-or-more rushing attempts this season, while four of those combinations have allowed 2.75-or-less yards per carry.

## Lineup Combinations Against the Run

Plays	YPC	First Downs	Touchdowns
15	1.67	4	0
12	2.67	3	0
11	2.27	4	0
10	2.30	1	0



## NO FLY ZONE

The Jets secondary has surrendered 229.0 passing yards per game since Week Eight, a mark that ranks sixth in the NFL over that time. In addition, the unit has allowed 175-or-fewer passing yards in two road contests during that timespan.

Passing Defense, Since Week 8

Rank	Team	Passing Yards/G.
1.	Denver	204.4
2.	Cleveland	213.4
3.	Jacksonville	214.3
4.	Chicago	215.3
5.	Minnesota	226.1
6.	New York	229.0

In Week 14 (12/11), the secondary held SF to 133 passing yards, including four passing yards in the second half alone, the fewest allowed in the second half by a Jets defense since 1970, according to radar360.

Fewest Passing Yards Allowed in the 2nd Half, Since 1970

Rank	Year	Passing Yds. Allowed	Opponent
1.	2016	4	San Francisco
2.	1995	7	Indianapolis
3.	1997	8	Tampa Bay
4.	2005	10	Carolina
5.	1996	11	Houston

## SITUATIONAL FOOTBALL

Over the past two seasons, **Bowles'** offensive and defensive units have consistently ranked among the league's best in several situational categories, including opponent rushing and red zone offense.

Offense, Since 2015

Statistic	Rank	No.
Red Zone	21st	53.1%
Third Down	13th	39.9%
Giveaways	t-31st	54
Rushing Offense	t-11th	114.4

Defense, Since 2015

Statistic	Rank	No.
Red Zone Defense	1st	45.8%
Third Down Defense	1st	35.3%
Takeaways	t-16th	41
Rushing Defense	4th	91.1

## NO REDZONE

Dating back to 2015, the Jets rank first in the NFL in redzone scoring percentage (45.8) and have allowed the fourth-lowest third-down conversion percentage (30.5) and the fewest redzone rushing touchdowns. The unit also ranks sixth in redzone scoring percentage since Week Nine.

Redzone Scoring Defense, Since 2015

Rank	Team	Touchdown Pct.
1.	New York Jets	45.8%
2.	Seattle	46.2%
3.	Pittsburgh	47.6%
4.	New York Giants	47.8%

Redzone Touchdown Percentage, Since Week 9

Rank	Team	Touchdown Pct.
1.	Indianapolis	33.3%
2.	New York Giants	38.9%
3.	Carolina	43.5%
4.	Pittsburgh	45.0%
5.	New York Jets	45.5%

## LUCKY 7s

On opening day, the Jets defense recorded 7.0 sacks for the 10th time since 1982 and for the third time since 2013. The sack total is the highest under **Bowles**. Only six teams in the past four seasons have recorded 7.0 sacks three-or-more times:

Seven-or-More Sacks in a Game, Since 2013

Team	No. of Games	Year(s)
LA	4	2013 (2), 2014 (2)
NYG	4	2014 (3), 2016 (1)
ARZ	4	2013-15, 2016
NYJ	3	2013-14, 2016
KC	3	2013-14 (2)
CAR	3	2013 (2), 2016 (1)

## REACHING THE CENTURY MARK

Since 2015, the Jets offense led by WR **Brandon Marshall** has produced the fifth-most 100-yard receiving games in the NFL. Through 14 games this season, the offense has produced four such performances.

Most 100-Yard Receiving Performances, Since 2015

Rank	Team	No. of Performances
1.	PIT	21
2.	ATL	20
3.	NE	18
4t.	OAK	16
4t.	JAX	16
4t.	NO	16
7t.	ARZ	15
7t.	NYJ	15
7t.	GB	15

## BRANDON MARSHALL

After the 2015 campaign saw him record the second-most 100-yard receiving games in a single season (10) in NFL history, **Marshall** continues to be a source of production on offense. **Marshall** has eclipsed the century mark twice this season, giving him 46 career games of 100-or-more receiving yards.

Most 100-Yard Games, NFL History

Rank	Player	Games
1.	Jerry Rice*	76
2.	Randy Moss	64
3.	Marvin Harrison*	59
4t.	Andre Johnson	51
4t.	Terrell Owens	51
4t.	Steve Smith+	51
7.	Don Maynard*	50
8t.	Torry Holt	47
8t.	Michael Irvin*	47
10t.	Calvin Johnson	46
10t.	Jimmy Smith	46
10t.	Brandon Marshall+	46

\*Hall of Fame Inductee, + Active Player

## 0 TO 900

With eight receptions at PIT (10/9), **Marshall** surpassed 900 catches for his career to become the 21st player in NFL history to reach the mark. The 10-year veteran now ranks 20th on the all-time receptions list and just 14 receptions shy of 19th place (Torry Holt – 920). In addition, **Marshall** reached the milestone in his 157th career game, the third-fewest games needed to accomplish the feat in league history.

Fastest WRs to 900 Career Receptions, NFL History

Player	Team	Games
Marvin Harrison	IND	149
Andre Johnson	HST	150
Brandon Marshall	NYJ	157





## TRAVELING RECEIVER

Since joining the Jets last season, **Marshall** ranks second in the NFL in most 100-yard receiving games on the road. **Marshall** has eclipsed the century mark in two away games this season. Additionally, **Marshall** moved into a tie for ninth all-time in NFL history for most 100-yard receiving games on the road (23) following a season-high 114-yard performance against PIT (10/09).

## Most 100-Yard Games (Away), Since 2015

Rank	Player	Games
1.	Julio Jones (ATL)	8
2.	<b>Brandon Marshall (NYJ)</b>	7
3.	Antonio Brown (PIT)	6
4t.	Three Tied	5

## TOTAL TOUCHDOWNS

Since entering the league in 2006, **Marshall** has consistently found his way to the end zone. Among active leaders, **Marshall** ranks sixth in total touchdowns and third among wide receivers.

## Total Touchdowns, Active Players

Rank	Player	Total Touchdowns
1.	Antonio Gates (SD)	109
2.	Larry Fitzgerald (ARZ)	103
3.	Adrian Peterson (MIN)	102
4.	Frank Gore (IND)	91
5.	Steve Smith, Sr. (BLT)	85
6.	<b>Brandon Marshall (NYJ)</b>	82

## 100-OR-MORE

In his first season with the Jets, **Marshall** finished his inaugural campaign with 10 games of 100-or-more receiving yards, the second-most in a single season.

## Games of 100-or-more Rec. Yards in a Single Season, NFL History

Rank	Player	Team	Games	Year
1t.	Michael Irvin	DAL	11	1995
1t.	Calvin Johnson	DET	11	2012
2t.	<b>Brandon Marshall</b>	NYJ	10	2015
2t.	Charley Hennigan	HST	10	1961
2t.	Herman Moore	DET	10	1995
2t.	Marvin Harrison	IND	10	2002
2t.	Torry Holt	LA	10	2003

## IN A LEAGUE OF HIS OWN

**Marshall** became the first player in NFL history to record six 100-reception seasons for his career after totaling 115 in his first season with the Jets.

## 100-Reception Seasons, NFL History

Rank	Player	Seasons	Years
1.	<b>Brandon Marshall</b>	6	07-09,12-13,15
2t.	Andre Johnson	5	06,08-09,12-13
2t.	Wes Welker	5	07-09,11-12
4t.	Jerry Rice	4	90, 94-96
4t.	Marvin Harrison	4	99-02

## CONSECUTIVE CATCHES

With a reception against MIA (12/17), **Marshall** extended his streak of consecutive games with a catch to 158, the second-longest active streak in the NFL. **Marshall** trails only ARZ's Larry Fitzgerald (194).

## Consecutive Games with a Catch, Active Leaders

Rank	Player	No. of Games
1.	Larry Fitzgerald (ARZ)	194
2.	<b>Brandon Marshall (NYJ)</b>	158
3.	Steve Smith (BLT)	141

## BETTER WITH AGE

In 2015, **Marshall** became just the third wide receiver in NFL history to amass 100 receptions and 1,500 receiving yards at the age of 31 or older, joining two of the NFL's most prolific wide receivers.

## 100 Receptions &amp; 1,500 Rec. Yds. in Single Season (31-or-Older), NFL History

Player	Team	Year(s)
<b>Brandon Marshall</b>	NYJ	2015
Andre Johnson	HST	2012
Jerry Rice	SF	1993,95

## GRAND SEASONS

The six-time Pro Bowler owns eight 1,000-yard receiving campaigns, tied with BLT's Steve Smith, Sr. for the most among active players.

## Multiple Seasons with 1,000 Rec. Yards, Active WRs

Rank	Player	Team	Seasons
1t.	<b>Brandon Marshall</b>	NYJ	8
1t.	Steve Smith, Sr.	BLT	8
3t.	Anquan Boldin	DET	7
3t..	Larry Fitzgerald	ARZ	7

## AROUND THE NFL

One of the NFL's most prolific pass catchers, **Marshall** has recorded a single-game 100-yard performance against 24 different NFL teams. Only five other wide receivers in league history have posted more.

## 100-Yard Games vs. NFL Teams, NFL History

Rank	Player	No. of Teams
1.	Marvin Harrison	27
2.	Torry Holt	26
3t.	Terrell Owens	25
3t.	Andre Johnson	25
3t.	Jerry Rice	25
6t.	<b>Brandon Marshall</b>	24
6t.	Michael Irvin	24
6t.	Calvin Johnson	24
6t.	James Lofton	24
6t.	Randy Moss	24

## FASTEST TO 12,000

Against SF (12/11), **Marshall** finished the game with 33 receiving yards on three receptions, bringing his career receiving total to 12,017 to become the 25th wide receiver in the NFL history to amass 12,000-or-more. In addition, **Marshall** became just the eighth wide receiver in NFL history to accomplish the feat in 165 or fewer games.

## Fewest Games Needed to Reach 12,000 Rec. Yards, NFL History

Rank	Player	Games
1.	Jerry Rice	142
2t.	Torry Holt	146
2t.	Andre Johnson	146
4.	Marvin Harrison	151
5.	Randy Moss	152
6.	Terrell Owens	161
7.	Isaac Bruce	162
8.	<b>Brandon Marshall</b>	165



## MACHINE MARSHALL

**Marshall** has established himself among the top wide receivers in the NFL since entering the league as a fourth-round draft selection in 2006. Over the last 10 seasons, **Marshall** ranks at or near the top in every major receiving category:

Receiving Ranks, Since 2006					
Receptions	Rk.	Rec. Yards	Rk.	Rec. TDs	Rk.
939	2nd	12,033	2nd	82	2nd

## MATT FORTÉ

Since 2008, **Matt Forté** has recorded a league-high 70 games of 100-or-more scrimmage yards, including a 154-yard performance against BLT in Week Seven. Only Adrian Peterson and LeSean McCoy have produced more than 60 such games during that time.

Most Games of 100-or-More Scrimmage Yards, Since 2008		
Rank	Player	No. of Games
1.	<b>Matt Forté</b>	<b>70</b>
2.	Adrian Peterson	63
3.	LeSean McCoy	61
4.	Jamaal Charles	53
5.	Chris Johnson	52

In addition, **Forté** leads the NFL with 27 games of 150-or-more scrimmage yards since 2008. Only three other running backs in the NFL have amassed 20-or-more games of 150-plus total scrimmage yards since 2008.

Most Games of 150-or-More Scrimmage Yards, Since 2008		
Rank	Player	No. of Games
1.	<b>Matt Forté</b>	<b>27</b>
2.	Chris Johnson	23
3.	Adrian Peterson	22
4.	Arian Foster	21
5.	Ray Rice	17

## ALL-PURPOSE

Since entering the NFL in 2008, **Forté** has been as versatile of a weapon out of the backfield as any other running back. Not only does he lead all active players in total scrimmage yards (13,794), but he's recorded the most games of 100-or-more scrimmage yards (70). Additionally, **Forté** is just one of seven running backs in NFL history to record 1,100-or-more scrimmage yards in each of his first eight seasons:

1,100-or-More Scrimmage Yds. in First Eight Seasons, NFL History		
Player	Years	
<b>Matt Forté</b>	<b>2008-15</b>	
Eddie George	1996-13	
Curtis Martin*	1995-02	
Barry Sanders*	1989-96	
Emmitt Smith*	1990-97	
LaDainian Tomlinson	2001-08	
Ricky Watters	1992-99	

\*Hall of Fame Inductee

Most Scrimmage Yards, Since 2008		
Rank	Player	Scrimmage Yards
1.	<b>Matt Forté</b>	<b>13,794</b>
2.	Adrian Peterson	12,060
3.	Frank Gore	11,875
4.	Chris Johnson	11,749
5.	LeSean McCoy	11,723

## ROAD WARRIOR

Few running backs have been as productive on the road as **Matt Forté** since 2008. At BUF, **Forté** rushed for 100 yards and 30 carries, while matching a career-high with three rushing touchdowns. He became the first running back in franchise history since Curtis Martin (2000) to reach both marks in an away game. Since entering the league, **Forté** ranks second among active players in total rushing yards in road contests.

Most Rushing Yards (Away Games), Since 2008			
Rk.	Player	Team	Rushing Yds.
1.	Adrian Peterson	MIN	5,028
2.	<b>Matt Forté</b>	NYJ	<b>4,779</b>
3.	Chris Johnson	ARZ	4,743
4.	LeSean McCoy	BUF	4,497
5.	Frank Gore	IND	4,197

Since 2012, **Forté** also ranks among the league's best in total scrimmage yards in away contests. He's amassed 3,558 total scrimmage yards and 22 touchdowns (rushing and receiving) in 37 road contests.

Total Scrimmage Yards (Away Games), Since 2012			
Rk.	Player	Team	Scrimmage Yds.
1.	LeSean McCoy	BUF	3,868
2.	A.J. Green	CIN	3,613
3.	<b>Matt Forté</b>	NYJ	<b>3,558</b>
4.	DeMarco Murray	TEN	3,490
5.	Antonio Brown	PIT	3,391

**Forté** has also rushed for 18 touchdowns during this timespan, tied for first in the NFL.

## FROM THE START

**Forté** is 24 total scrimmage yards shy of reaching 1,100 for the season. It would mark the ninth consecutive season in which **Forté** has tallied 1,100-or-more total scrimmage yards. Only four other running backs in NFL history have begun their careers with nine such seasons.

Nine Consecutive Seasons of 1,100 Scrimmage Yds. to Begin Career, NFL History	
Player	Years
Curtis Martin+	1995-03
Emmitt Smith+	1990-98
Barry Sanders+	1989-97
Ricky Watters	1992-00
<b>Matt Forté*</b>	<b>2008-Present</b>

\*24 scrimmage yards shy

+ Denotes Hall of Fame Inductee

## CLIMBING THE LADDER

After surpassing Hall of Famer Walter Payton on the all-time receptions by a running back list earlier in the year, **Matt Forté** became just the 11th running back in NFL history to amass 500 career receptions, reaching the mark against PIT (10/9). He surpassed Emmitt Smith for eighth all-time against IND (12/5).

Career Receptions by a Running Back, NFL History		
Rk.	Player	Receptions
1.	Marshall Faulk*	767
2.	LaDainian Tomlinson	624
3.	Marcus Allen*	587
4.	Tiki Barber	586
5.	Ronnie Harmon	582
6.	Roger Craig	566
7.	Darren Sproles	520
8.	<b>Matt Forté</b>	<b>517</b>
9.	Emmitt Smith*	515

\*Hall of Fame Inductee

\*Chart excludes fullbacks





In addition, **Forté** became just the fourth running back in NFL history to reach 500 career receptions in 125 games or less, reaching the mark versus PIT (10/9).

## Fastest RB to 500 Career Receptions, NFL History

Rk.	Player	Team	No. of Games
1.	Marshall Faulk	LA	112
2.	Roger Craig	SF	118
3.	LaDainian Tomlinson	SD	123
4.	<b>Matt Forté</b>	NYJ	125

## ONE OF FORTÉ

With two rushing touchdowns against CLV (10/30), **Forté** eclipsed 50 rushing touchdowns for his career to become just the fourth player in NFL history to amass 50 rushing touchdowns, 20 receiving touchdowns and 500 receptions, joining the likes of two Hall of Famers.

## 50 Rushing Touchdowns, 20 Rec. Touchdowns & 500 Receptions, NFL History

Player	Rushing TDs	Receiving TDs	Receptions
Marshall Faulk*	100	36	767
Marcus Allen*	123	21	587
Herschel Walker	61	21	512
<b>Matt Forté</b>	52	20	516

\*Hall of Fame Inductee

## RUSHING LEADERS

**Forté** eclipsed the century mark in two games this season, including a 100-yard performance at home against BLT (10/23), and has posted multiple games of two-or-more rushing touchdowns. **Forté** currently ranks 17th in the NFL in rushing yards and sixth in the NFL with five games of 90-or-more rushing yards.

## Games of 90-or-More Rushing Yards, 2016

Rank	Player	Team	Games
1.	Ezekial Elliot	DAL	11
2.	DeMarco Murray	TEN	7
3t.	Le'Veon Bell	PIT	6
3t.	LeSean McCoy	BUF	6
3t.	Jordan Howard	CHI	6
6.	<b>Matt Forté</b>	NYJ	5

## ELITE COMPANY

With his receiving touchdown against BLT, **Forté** became just the fifth player in NFL history to eclipse 8,000 yards rushing, 4,000 yards receiving and 20 receiving touchdowns for his career.

## 8,000 Rushing, 4,000 Receiving, 20 Receiving TDs, NFL History

Player	Rushing Yds.	Receiving Yds.	Rec. TDs
Marshall Faulk*	12,279	6,875	36
Marcus Allen*	12,243	5,411	21
Thurman Thomas*	12,074	4,458	23
Herschel Walker	8,225	4,859	21
<b>Matt Forté</b>	9,415	4,379	20

\*Hall of Fame Inductee

In addition, he became just the seventh RB in NFL history to amass 9,000 rushing yards and 500 receptions for his career, accomplishing the feat with a 100-yard rushing performance against BLT.

## 9,000 Rushing Yards & 500 Receptions, NFL History

Player	Rushing Yds.	Receptions
Emmitt Smith*	18,355	515
LaDainian Tomlinson	13,684	624
Marshall Faulk*	12,279	767
Marcus Allen	12,243	587
Warrick Dunn	10,967	510
Tiki Barber	10,449	586
<b>Matt Forté</b>	9,415	517

\*Hall of Fame Inductee

## DUAL-THREAT

**Forté** is just one of eight players in NFL history to rush for 1,000 yards and record 500 receiving yards in the same season at least three times, having accomplished the feat for the first time in 2010 and in consecutive seasons from 2013-14.

## 1,000 Rushing Yds. & 500 Receiving Yds. in Same Season, NFL History

Player	Seasons	Years
Marshall Faulk*	5	94,98-99,00-01
Thurman Thomas*	4	1989-92
Tiki Barber	4	2000,02,04-05
<b>Matt Forté</b>	3	2010, 13-14
Lydell Mitchell	3	1975-77
Marcus Allen*	3	1983-85
Ray Rice	3	2009-11
Priest Holmes	3	2001-03

\*Hall of Fame Inductee

## POWELL POWER

In the place of the injured **Matt Forté**, RB **Bilal Powell** totaled a career-high 179 scrimmage yards, including 145 rushing yards and two rushing touchdowns on 29 carries, against SF (12/11). It marked his fourth career game of 100-or-more scrimmage yards and his first since 2015 (12/6 at NYG). **Powell's** total scrimmage yards were the most by a Jets running back on the road since Curtis Martin tallied 175 in 2004 (1/2 vs. SL). Additionally, **Powell** became the first Jets running back to rush for 145 yards and two touchdowns on the road since John Riggins in 1975.

## 145 Yds. Rushing & Two Rushing Touchdowns (Away Game), Since 1970

Player	Year	Rushing Yds.	Rushing TDs
John Riggins	1975	152	2
Emerson Boozer	1972	150	3
<b>Bilal Powell</b>	2016	145	2
John Riggins	1975	145	2

## BILAL OUT OF THE BACKFIELD

Through 14 games, **Powell** ranks second on the team in receptions with 53 and tied for third among AFC running backs. **Powell's** 22 receptions on third down rank second among all running backs.

## Receptions by a Running Back, NFL

Rank	Player	Receptions
1.	David Johnson (ARZ)	73
2.	Le'Veon Bell (PIT)	72
3t.	<b>Bilal Powell (NYJ)</b>	53
3t.	Theo Riddick (DET)	53
3t.	James White (NE)	53
6.	Duke Johnson (CLV)	51

Additionally, **Powell** has totaled 100 receptions since 2015, the sixth-most by a running back in the NFL during that time.

## Receptions by a Running Back, Since 2015

Rank	Player	Receptions
1.	Theo Riddick (DET)	133
2.	Devonta Freeman (ATL)	114
3.	Duke Johnson (CLV)	112
4.	David Johnson (ARZ)	109
5.	Darren Sproles (PHI)	102
6.	<b>Bilal Powell (NYJ)</b>	100
7.	Le'Veon Bell (PIT)	96



## ENUNWA'S EMERGENCE

Former sixth-round draft pick WR **Quincy Enunwa** has emerged as an option in the passing game this season. **Enunwa** ranks third among Jets receivers in receptions (52), second in yards (746) and first in receiving touchdowns (four), besting his previous career marks set last season.

### Year-by-Year Comparison

Year	Games	Receptions	Receiving Yards	Rec. TDs
2016	14	52	746	4
2015	12	22	315	0

- Enunwa** hauled in his first career touchdown against CIN (9/11) and later paired with WR **Brandon Marshall** against BUF (9/15) to become the first Jets duo since 2000 (Dedric Ward - 73; Richie Anderson - 96) to record 70-or-more receiving yards in the first half of a game.
- Against BLT, **Enunwa** recorded a career-long 69-yard touchdown reception from QB **Geno Smith** in the first quarter. His yardage total in the first quarter was the most by a Jets wide receiver since teammate **Brandon Marshall** recorded 89 receiving yards last season (10/4/15).
- Enunwa** recorded the first 100-yard receiving game of his career against NE (11/27), as he hauled in five receptions for 109 yards and a touchdown. He is the third Jets wide receiver to register 100-or-more receiving yards this season.
- Enunwa** is on pace to record the highest single-season receiving yardage total by a sixth-round draft pick in franchise history since 2000, when former running back Richie Anderson registered 853 receiving yards on 88 receptions.

## YOU GOT ROB-BED

Through 14 games, undrafted rookie wide receiver **Robby Anderson** has recorded the most receiving yards by an undrafted Jets receiver since 2000 (544) and ranks seventh in receiving yardage by a rookie in franchise history.

### Rookie Receiving Yardage Leaders, Franchise History

Player	Season	Drafted	Rec.	Yards	Avg.
Keyshawn Johnson	1996	1st	63	844	13.4
Wesley Walker	1977	2nd	35	740	21.1
Wayne Chrebet	1995	UDFA	66	726	11.0
Rob Moore	1990	1st	44	692	15.7
Derrick Gaffney	1978	8th	38	691	18.2
Al Toon	1985	1st	46	662	14.4
<b>Robby Anderson</b>	<b>2016</b>	<b>UDFA</b>	<b>38</b>	<b>544</b>	<b>14.3</b>
Lam Jones	1980	1st	25	482	19.3

In addition, **Anderson's** yardage total ranks fifth in the NFL among all rookies.

### Rookie Receiving Yardage Leaders, NFL

Rank	Player	Team	Rec.	Yards	Touchdowns
1.	Michael Thomas	NO	76	883	8
2.	Sterling Shepard	NYG	55	592	7
3.	Will Fuller	HOU	41	572	2
4.	Tyreek Hill	KC	56	547	6
5.	<b>Robby Anderson</b>	<b>NYJ</b>	<b>38</b>	<b>544</b>	<b>2</b>

- Anderson's** receiving yardage in the first half against LA (11/13) was the most by a Jets rookie since Dustin Keller totaled 77 yards against SL (11/09/08).
- Anderson** hauled in a 40-yard touchdown from QB **Bryce Petty** against IND (12/5), the first of his career.
- Anderson's** 99 receiving yards against SF (12/11) were the most by a Jets rookie in a single game since Dustin Keller recorded 107 in 2008.
- Anderson** became the first Jets receiver since Braylon Edwards in 2000 to post multiple 40-yard receiving touchdowns in a single season. **Anderson** recorded a 40-yard touchdown against MIA in Week 15.

## IRONMAN

Since entering the league in 2007, LB **David Harris** has steadily climbed the list of leading tacklers in franchise history. Against SF (12/11), the Pro Bowl linebacker surpassed Mo Lewis for second on the franchise's all-time tackles list with a 10-tackle outing. **Harris** has notched a team-leading 94 tackles on the year.

### All-Time Tackles Leaders, Franchise History

Rk.	Player	Years	Tackles
1.	Kyle Clifton	1984-96	1,471
2.	<b>David Harris</b>	<b>2007-Present</b>	<b>1,241</b>
2.	Mo Lewis	1991-03	1,231

## MO MOVES UP

Former first-round pick DL **Muhammad Wilkerson** has been a key cog along the defensive line this season. Through 14 games, the former first-round draft selection has totaled 55 tackles and 2.5 sacks. **Wilkerson** now has 39.0 sacks for his career, a total that ranks near the top in franchise history. In addition, **Wilkerson's** sack total since 2012 (36.0) ranks first among defensive linemen weighing 300-or-more pounds.

### Sacks Since 1982, Franchise History

Rank	Player	Sacks
1.	Mark Gastineau	74
2.	Shaun Ellis	71
3.	John Abraham	53.5
4.	Mo Lewis	52.5
5.	Calvin Pace	46.0
6.	<b>Muhammad Wilkerson</b>	<b>39.0</b>

## BATTED AT THE LINE

Against ARZ (10/17), **Wilkerson** recorded his third pass break-up of the season and increased his total number of passes defended since 2012 to 23, according to radar360. **Wilkerson's** total ranks fourth among defensive linemen during that time.

### Passes Defended by DL, Since 2012

Rank	Player	PDs
1.	J.J. Watt (HST)	41
2t.	Jason Pierre-Paul (NYG)	29
2t.	Carlos Dunlap (CIN)	29
4.	Calais Campbell (ARZ)	24
5.	<b>Muhammad Wilkerson (NYJ)</b>	<b>23</b>

## A-MO-NG THE AFC

Since 2013, **Wilkerson** has been a force along the defensive line. His sack total over the last four seasons ranks near the top among AFC defensive linemen.

### Most Sacks Among AFC Players, Since 2013

Rk.	Player	Team	Sacks
1.	J.J. Watt	HST	50.0
2.	Cameron Wake	MIA	37.5
3.	Carlos Dunlap	CIN	36.0
4.	Mario Williams	MIA	34.0
5.	<b>Muhammad Wilkerson</b>	<b>NYJ</b>	<b>31.0</b>





## LEO LEADS THE CHARGE

Through 14 games, **Williams** has registered 7.0 sacks, including a career-high of 2.5 in the season-opener, more than double his total during his rookie season. Since 1982, **Williams** has recorded the third-most sacks by a player in his second season in franchise history, according to radar360.

## Most Sacks by a DL, 2016

Rank	Player	Sacks
1.	John Abraham (2001)	13.0
2.	Sheldon Richardson (2013)	8.0
3.	<b>Leonard Williams (2016)</b>	<b>7.0</b>
4t.	Shaun Ellis (2001)	5.0
4t.	Kerry Rhodes (2006)	5.0
4t.	Muhammad Wilkerson (2012)	5.0

## REVIS ISLAND

Since 2007, **CB Darrelle Revis** ranks third among all active players in total takeaways (39). In his nine seasons, **Revis** has accumulated 28 interceptions and 11 fumble recoveries, trailing only DeAngelo Hall and Reggie Nelson.

## Total Takeaways, Active Players

Rank	Player	Team	TAs	INTs
1t.	Reggie Nelson	OAK	41	34
1t.	DeAngelo Hall	WAS	41	31
3.	<b>Darrelle Revis</b>	<b>NYJ</b>	<b>39</b>	<b>28</b>
4.	Tramon Williams	CLV	37	30
5.	Aqib Talib	NYJ	35	33

Per radar360, **Revis** also ranks among the NFL's best in passes defended since 2007. In 138 games played, **Revis** has totaled 136 passes defended, a total that ranks third-during that time.

## FOLK HERO

A staple among the Jets special teams unit, K **Nick Folk** continues to add to his resume. Against BLT (10/23), **Folk** surpassed former K John Hall for the most field goals made at home in team history since the AFL-NFL merger in 1970.

## Most FGs Made at Home Since 1970, Franchise History

Rank	Player	Field Goals
1.	Nick Folk	79
2.	John Hall	74
3.	Mike Nugent	46

Through 14 games, **Folk** has connected on 23-of-26 field goals for a 88.5 percent field goal percentage, the third-highest percentage of his career. His 23 made field goals are tied for the fifth-most in a single season in his career.

## Single-Season Field Goal Percentage, Career

Season	Field Goals (Made/Attempted)	Field Goal Percentage
2013	33-of-36	91.7%
2008	20-of-22	90.9%
2016	<b>23-of-26</b>	<b>88.5%</b>

Against SF (12/11), **Folk** connected on three-of-three field goal attempts, including a game-tying, 50-yard field with 1:57 remaining. It marked **Folk's** 14th career go-ahead field goal with two minutes remaining in a game.

## Go-Ahead FGs with 2:00 Remaining in the 4th Quarter, Since 2007

Rk.	Player	Team	Sacks
1t.	Mason Crosby	18	26
1t.	Matt Prater	18	21
3t.	Robbie Gould	16	19
3t.	Dan Bailey	16	20
5.	Mike Nugent	15	15
6t.	<b>Nick Folk</b>	<b>14</b>	<b>16</b>
6t.	Three Others Tied	14	




# HEAD COACH TODD BOWLES



**T**odd Bowles is in his second season with the New York Jets after finishing his inaugural campaign with a 10-6 record, a six-win improvement from the previous year. **Bowles**, who has more than 15 years of coaching experience, sparked improvement on both sides of the ball for the Jets as a rookie head coach. Both the offensive and defensive units ranked in the top-third of the league, and the turnaround included a 52-yard differential per game, which ranked fourth in the NFL. Under **Bowles'** guide, the Jets set franchise highs in total offense (5,925) and passing offense (4,057), while containing opposing run games to 83.4 yards per game, a franchise mark.

## FIRST-YEAR RETURNS



Under **Bowles**, the Jets were markedly different in the run game, on third downs, in the red zone and in the turnover game last season. The Jets concluded 2015 ranked in the top-third in three of the four offensive categories and in all four defensive categories, an improvement in seven-of-eight from the previous year.

## DEFENSIVE-MINDED

Over the past three seasons, the second-year head coach has oversaw several opportunistic defenses. During that time period, **Bowles'** defenses rank among the league's best in total takeaways, both as a defensive coordinator with Arizona (2013-14) and in his first season at the helm of the Jets.

### Defensive Takeaways, 2013-15

Rank	Team	INTs	FFs	Total TAs
1st	CAR	58	52	95
2nd	ARZ	57	40	88
<b>t-3rd</b>	<b>Bowles</b>	<b>55</b>	<b>29</b>	<b>85</b>
t-3rd	CIN	61	27	85
t-3rd	PHI	46	54	85
t-6th	SEA	55	49	84
t-6th	BUF	59	33	84
8th	NYG	49	46	81
9th	LAR	40	55	80
10th	TB	46	46	79

The chart reflects the stats of **Todd Bowles'** defenses as a defensive coordinator with the Arizona Cardinals (2013-2014) and in his first season with the Jets (2015).


# Hc TODD BOWLES

College Temple | Hometown Elizabeth, N.J. NFL Experience 18 Years



## BOWLES' BEGINNINGS

After a decorated eight-year playing career (1986-93), one that included stops to WAS and SF and culminated in a Super Bowl win in 1987, **Bowles** found success working for seven different teams, in varying capacities, both as a secondary coach and as a defensive coordinator.







# HEAD COACH TODD BOWLES

## PRO BOWLES



Over **Bowles'** time in Arizona and New York, eight different players at six different positions have been awarded Pro Bowl honors, including five in his first season as head coach: LB John Abraham, LB **David Harris**, RB **Chris Ivory**, WR **Brandon Marshall**, DL Calais Campbell, DL **Muhammad Wilkerson**, CB Patrick Peterson and CB **Darrelle Revis**.

## FROM THE JUMP

Since 2015, the Jets run defense has limited opponents to the fourth-fewest rushing yards allowed per game (91.1), a league-low 12 rushing touchdowns and a 3.73 yards per carry average.

### Top Rushing Defenses, Since 2015

Team	Yds./G	Rk.	Rush Avg.	Rk.	TDs	Rk.
SEA	87.8	1st	3.55	1st	21	t-14th
CAR	89.2	2nd	3.82	7th	20	t-12th
PIT	90.2	3rd	3.91	9th	19	t-10th
NYJ	91.1	4th	3.73	2nd	12	1st

## 3 PEAT

Against BLT in Week Seven, the Jets defense allowed a meager 11 rushing yards on 12 attempts, the lowest single-game output allowed in franchise history. It marked the fewest rushing yards allowed in a game since the defense surrendered 12 rushing yards on nine carries to MIA (11/29/15). The Jets under **Bowles** and defensive coordinator **Kacy Rodgers** have produced the three lowest single-game rushing totals in franchise history.

### Fewest Rushing Yds. Allowed in a Game, Team History

Date	Rushing Yds. Allowed	Opponent
10/23/16	11	Baltimore
11/29/15	12	Miami
10/25/15	16	New England
10/12/86	17	New England
10/10/64	17	Oakland

The Jets also set a franchise mark for the lowest yards per carry average, limiting BLT to 0.92 per rush, besting the previous franchise-low of 1.33 set in 2015 (11/29 at MIA).

## TROPHIES



Despite key injuries in 2014, including losses to four starters, **Bowles'** defense in Arizona succeeded in allowing the fifth-fewest points in the NFL (18.7) and producing the seventh-most interceptions by season's end. **Bowles'** efforts earned him the distinction of the *Associated Press* Assistant Coach of the Year and the *Pro Football Writers Association* Assistant Coach of the Year, respectively.

## UNDER TODD

How the Jets have fared under **Bowles** in his first two seasons:

Statistic	Record
Overall	14-16
Home Games	7-8
Away Games	7-8
Indoors	2-2
Outdoors	12-13
Against AFC	10-12
Against AFC East	4-6
Against NFC	4-4
400 Yards of Offense	8-0
20-Plus First Downs	9-3
100-Yard Rusher	10-3
100-Yard Receiver	9-4
50.0% or Better on Third Downs	4-1
Score 20-or-More Points	13-4
Score 30-or-More Points	6-0
Allow 20-or-Fewer Points	11-1
Record 3.0-Plus Sacks	3-1
Win the Turnover Battle	6-0

## BOWLES' BLUEPRINT

Known for his defensive prowess, **Bowles** has developed a track record for imprinting his defensive philosophy in Year 1. In his first season as defensive coordinator in Arizona (2013), **Bowles** improved the defense from 12th (2012) to 6th overall (317.4 yards per game), while succeeding in producing the top-ranked rushing defense. **Bowles** replicated that same success last season, spearheading a unit alongside defensive coordinator **Kacy Rodgers** that concluded the season with the fewest rushing yards allowed per game in team history (83.4).

### Defenses in Year 1 Under Todd Bowles

Team	Total	Rushing	Passing	Points
ARZ	6th	1st	14th	7th
NYJ	4th	2nd	13th	9th

## HISTORICAL CONTAINMENT

Opposing rushing attacks have been limited in contests against the Jets in 2016. Through the first five games, the defense surrendered 342 rushing yards on 115 carries, a total that ranked as the fewest rushing yards allowed in team history since the AFL-NFL merger in 1970.

### Rushing Yds. Allowed Through First Five Games, Since 1970

Rank	Year	Rush Att.	Rush Yds.	Rush TDs
1.	2016	115	342	1
2.	2008	120	345	7
3.	1993	120	374	4
4.	2015	118	413	1
5.	1986	151	451	0

Additionally, the unit allowed just 2.97 yards per carry over the course of the five-game stretch, the lowest mark allowed since the 1970 merger and the lowest since 1993.



# ASSISTANT COACH CAPSULES



## MIKE CALDWELL

ASSISTANT HEAD COACH / INSIDE LINEBACKERS

- **Mike Caldwell** returns for his second season as the team's assistant head coach/linebackers coach. In his first season, **Caldwell** was part of a defense that set a franchise record with just 83.4 rushing yards per game allowed as two of his linebackers, **DAVID HARRIS** and Demario Davis, finished first and second on the team in total tackles with 128 and 118, respectively.
- Prior to joining the Jets, **Caldwell** oversaw a Cardinals linebacker group that contributed to a defense led by **Todd Bowles** that ranked fifth in points allowed per game in 2015 (18.7) despite the key losses of inside linebackers Karlos Dansby (free agency) and Daryl Washington (injury).



## BRANT BOYER

SPECIAL TEAMS COORDINATOR

- **Brant Boyer** was named the special teams coordinator for Head Coach **Todd Bowles'** staff on February 2, 2016, after serving as an assistant special teams coach with the Colts for the last four seasons. **Boyer** reunites with **Bowles**, who served as the defensive nickel package coach with the Browns.
- During his tenure in Indianapolis (2012-15), **Boyer** aided a Colts special teams unit that ranked in the top 10 league-wide during that span in net punting average (third), kickoff return average (fourth), kickoff touchbacks (fourth) and field goal percentage (seventh), despite using three different players as primary punt returners and four different kick returners in his four seasons.
- In 2014, both punter Pat McAfee and kicker Adam Vinatieri received Associated Press First-Team NFL All-Pro and Pro Bowl honors under **Boyer** as McAfee converted a career-high three onside kicks and set single-season franchise records for punts pinned inside the 20-yard line (30), net punting average (42.8) and kickoff touchbacks (70), while Vinatieri made 30-of-31 field goals, including 35 consecutive attempts, the fourth-longest streak in NFL history.
- In 2013, **Boyer** coached Matt Overton to his first career Pro Bowl selection, one year after discovering the long snapper at a specialists combine in Arizona and bringing him to Indianapolis for a workout prior to his signing in April of 2012.



## CHAN GAILEY

OFFENSIVE COORDINATOR

- **Chan Gailey** returns for his second season as the Jets offensive coordinator after a record-setting 2015 campaign saw the franchise set new marks for total offense (5,925), passing offense (4,057) and pass completions (362), while wide receiver **BRANDON MARSHALL** and quarterback **RYAN FITZPATRICK** established individual all-time team bests. Under **Gailey's** direction, the Jets improved their league ranks from a bottom-third offense in 2014 to a top-third offense in 2015.
- **Gailey**, who is entering his 39th year of coaching, has spent 13 of his previous 19 NFL seasons as either a head coach or offensive coordinator and boasts a resume that includes four Super Bowl appearances, including three with the Broncos (XXI, XXII, XXIV) and one with the Pittsburgh Steelers (XXX).
- Against BUF in Week Two, the Jets recorded the fifth-most total yards of offense in team history since 1998. The **Gailey**-led unit produced a 300-yard passer, 100-yard rusher and two 100-yard receivers, becoming the first team in the NFL to accomplish the feat since 2015 (PIT).



## KACY RODGERS

DEFENSIVE COORDINATOR

- **Kacy Rodgers** returns for his second season as the Jets defensive coordinator after enjoying a wildly successful 2015 campaign in which the defense saw improvements in all areas, including allowing a franchise-low 83.4 rushing yards per game. Under **Rodgers'** direction, the Jets finished with the top-ranked red zone defense and improved to third in the league in third-down conversions (33.2 percent).
- Against running backs in 2015, **Rodgers** led a defense that limited ball carriers to just 3.35 yards per carry, while holding a team's leading running back to under 65 yards in 12-of-16 weeks. In addition, the team's rushing defense allowed a franchise-low four rushing touchdowns, besting the previous low of five set in 1982. Against the pass, **Rodgers** was equally impressive, holding opposing quarterbacks to the lowest completion percentage in the NFL (57.1 percent) and the sixth-lowest passer rating (79.0). The secondary also accounted for all 18 of the team's interceptions after the defensive unit registered an NFL-low 13 takeaways in 2014. In **Rodgers'** first year, that total increased to 30, which tied for the third-most in the league and the most since the team recorded 31 in 2011.
- As a whole, the Jets defense under **Rodgers** ranked in the top 10 in five major defensive categories, including points (No. 9), total defense (No. 4), rushing defense (No. 2), third downs (No. 3) and red zone (No. 1).
- Through the first five games in 2016, the Jets defense allowed the fewest rushing yards in team history to begin a season since the AFL-NFL merger in 1970.
- Against BLT in Week Seven (10/23), the defense set a franchise mark for fewest rushing yards allowed in a single game (11), besting the previous mark set in 2015.



## TIM ATKINS

DEFENSIVE QUALITY CONTROL

- **Tim Atkins** was named a quality control – defense coach on Head Coach **Todd Bowles'** staff on February 9, 2016, taking the place of **John Scott, Jr.**, who was promoted to assistant defensive line coach this offseason.
- Prior to joining the Jets, **Atkins** worked in football administration with the Bills for two seasons (2011-12). Before joining Buffalo, he spent time in a variety of roles, including defensive quality control for the UFL, graduate assistant at FAU, defensive assistant for the Dolphins, wide receivers coach (2005) and safeties coach (2004) at Whittier College before breaking in as an assistant defensive backs coach with Hamilton (AZ) High School.



## ROBBY BROWN

OFFENSIVE QUALITY CONTROL

- **Robby Brown** returns for his second NFL season and second with the Jets as the team's quality control – offense coach. In his first NFL season, **Brown** reunited with Offensive Coordinator **Chan Gailey**, who he played for in his two seasons at Georgia Tech as the team set new franchise marks for total offense (5,925), passing offense (4,057) and pass completions (362).
- Prior to joining the Jets, **Brown** coached in the collegiate ranks for 10 seasons, working at South Alabama, Northwestern State, Valdosta State, Henderson State, Southwest Baptist and Troy.
- As offensive coordinator for Valdosta State in 2012, **Brown** helped the team capture the NCAA Division II National Championship, while averaging 469 yards and scoring 40 points per game.





# ASSISTANT COACH CAPSULES



## MARK COLLINS

### OUTSIDE LINEBACKERS

- **Mark Collins** returns for his second season as the Jets outside linebackers coach after a first season that saw four different outside linebackers register sacks, led by rookie third-round selection **LORENZO MAULDIN** (4.0). **MAULDIN** registered all of his sacks after Week 8, finishing with the most by a Jets rookie since 2012. Additionally, veteran Calvin Pace added 3.0 sacks, his eighth-consecutive season logging at least 3.0 for the Jets.
- Prior to working with the outside linebackers in his final season (2014) with the Falcons, **Collins** served as a defensive assistant and worked with the defensive line for four seasons (2010-13). In his time with Atlanta, the defense produced 140 takeaways, the seventh most in the league for a team that notched at least 46 wins and ninth overall. During his time coaching the defensive line, the run defense recorded a tackle for loss once every 10.2 rushing attempts, the eighth best ratio in the league.
- Before his arrival in the NFL, **Collins** was an assistant coach at the collegiate level for 11 seasons, with stops at Louisiana-Monroe, Georgia, Georgia Southern, Elon and Michigan after getting his start in coaching at his alma mater, East Tennessee State. His one year at Georgia produced a No. 2 ranking in the final Associated Press poll, while his two seasons at Michigan saw back-to-back Rose Bowl appearances.



## JOE DANNA

### DEFENSIVE BACKS

- **Joe Danna** returns for his second season as the Jets defensive backs coach after he oversaw a secondary that tripled its interception total from the previous season. The defensive backs produced all 18 of the team's interceptions last season (fifth most in the NFL), tripling their 2014 total of six (ranking tied for 30th). Additionally, the secondary held opposing quarterbacks to the lowest completion percentage in the league (ranked 21st in 2014) and the sixth lowest quarterback ranking (ranked 30th in 2014).
- Under his direction, cornerback **DARRELLE REVIS**, who returned to the club in 2015, registered nine takeaways (five interceptions and four fumble recoveries), the most of any cornerback in the league and his most interceptions since 2009. Second-year former undrafted cornerback **MARCUS WILLIAMS** led the team in interceptions, picking off six passes despite playing in less than 27 percent of the defensive snaps, while 2014 first-round pick safety **CALVIN PRYOR** registered career highs in tackles (71) and passes defended (six).
- Against BLT in Week Seven (10/23), CB **BUSTER SKRINE** and **MARCUS GILCHRIST** each recorded an INT of BLT's Joe Flacco. **SKRINE's** takeaway snapped Flacco's streak of 176 consecutive passes without an INT, the longest in franchise history.
- In Week 14 (12/11), the secondary held SF to 133 passing yards, including four passing yards in the second half alone, the fewest passing yards allowed in the second half by a Jets defense since 1970, according to radar360.



## DAVID DIAZ-INFANTE

### ASSISTANT OFFENSIVE LINE

- **David Diaz-Infante** was named offensive line assistant for Head Coach **Todd Bowles'** staff on February 9, 2016, returning to the Jets after spending the previous season with the club as a training camp intern. Prior to his time with the Jets, **Diaz-Infante** served as an offensive assistant with the Arizona Cardinals for two seasons (2013-14), working on the same coaching staff as **Bowles**, who was the defensive coordinator at the time.
- Before he began his coaching career, **Diaz-Infante** enjoyed a seven-year career in the NFL in which he played both guard and center with the Chargers, Broncos and Eagles. During his career, he played in 69 games (nine starts), earning Super Bowl rings with the Broncos in 1998 and 1999. He entered the league in 1987 with the Chargers as an undrafted free agent and played in three games as a rookie. The first of his two stints with the Broncos came in 1995-98 before playing with the Eagles in 1999 and finishing his career with Denver in 2001. He also played in the World League of American Football (WLAF) with the Frankfurt Galaxy (1991-92), the Sacramento Gold Miners in the Canadian Football League (1993-94) and the Las Vegas Outlaws in the XFL (2001).



## KARL DORRELL

### WIDE RECEIVERS

- **Karl Dorrell** returns for his second season as the Jets wide receivers coach, marking his 27th season coaching at the collegiate and professional levels. In his first season with the Jets, **Dorrell** oversaw a record-setting receiving group led by **BRANDON MARSHALL**, whom he helped earn Pro Bowl recognition after posting franchise marks with 109 receptions (fourth in the league), 1,502 yards (fourth) and 14 receiving touchdowns (tied for first).
- Additionally, **ERIC DECKER** saw an increase in his production, surpassing all of his 2014 season numbers in his second campaign with the Jets as the receiver logged 80 receptions for 1,027 yards and 12 touchdowns. The combo of **Decker** and **Marshall** combined for the most receptions and receiving touchdowns of any wide receiver duo in Jets history while finishing second in team annals in total receiving yards. The pair also logged touchdowns in the same game nine times, besting the NFL record established in 1998.
- Before rejoining the NFL coaching ranks in 2015 with the Jets, **Dorrell** spent 2014 as the offensive coordinator quarterbacks coach at Vanderbilt.
- Through 13 games, undrafted rookie wide receiver **ROBBY ANDERSON** has carved out a role on offense as a go-to receiving option. **ANDERSON** has recorded the most receiving yards by an undrafted Jets receiver since 2000 (464).



## JEFF HAMMERSCHMIDT

### ASSISTANT SPECIAL TEAMS

- **Jeff Hammerschmidt** was named an assistant special teams coach for Head Coach **Todd Bowles'** staff on February 5, 2016, his first position in the NFL after spending 24 seasons coaching in the collegiate ranks.
- Prior to joining the Jets, **Hammerschmidt** served as a special teams coordinator for his alma mater Arizona (2008-11) before working in the same capacity at Colorado State (2012-15). In his time with the Rams, both the punter and kicker received honorable mention all-conference honors.
- Throughout his career, **Hammerschmidt** has coached every level of the defense (secondary, linebackers and defensive line) while also serving as a defensive coordinator for Southern Utah (1996-97), Saint Mary's (2000-02) and Montana (2003-04). He began his coaching career in 1992 as a graduate assistant at Arizona and has since worked with a handful of current and former NFL players, including Kris Dielman, Adewale Ogunleye, Antwaan Randle El and Brooks Reed.



## JIMMIE JOHNSON

### TIGHT ENDS

- **Jimmie Johnson** returns for his second season as the Jets tight ends coach after returning last season to the NFL following a one-year absence. In his first season with the Jets, **Johnson** battled key injuries at his position, losing both Jace Amaro and Zach Sudfeld before the start of the season. Under **Johnson**, the tight ends helped block for a rushing attack that ranked 10th in the league, helping Chris Ivory earn Pro Bowl honors after gaining an AFC-leading 1,070 yards rushing, the first 1,000-yard season of his career, and also set career bests in rushing touchdowns (seven), total touchdowns (eight), receptions (30) and receiving yards (217).
- Prior to joining the Jets, **Johnson** spent eight seasons as the Vikings tight ends coach, utilizing a variety of different players in his time there. Four different tight ends led the group in receptions, including Jermaine Wiggins (2006), Visanthe Shiancoe (2007-11), Kyle Rudolph (2012) and John Carlson (2013). Under **Johnson**, Shiancoe posted 208 catches for 2,424 yards and 24 touchdowns in five seasons, despite amassing just 35 catches for 253 yards and three touchdowns in the four seasons prior to joining Minnesota. In his final two seasons with **Johnson**, Rudolph, a former second-round selection, posted 12 touchdowns. Although he missed eight games in those two seasons, Rudolph's 12 touchdowns tied for the fifth-most among tight ends in the NFL. In their time under **Johnson**, Vikings tight ends also excelled in the red zone, producing 36 touchdowns on just 75 targets, or almost half a touchdown per target, the best in the league.



# ASSISTANT COACH CAPSULES



## PEPPER JOHNSON

### DEFENSIVE LINE

- **Pepper Johnson** returns for his second season as the Jets defensive line coach after his first year saw the defensive line establish a new franchise mark with just 83.4 rushing yards allowed per game. Additionally, the team's rushing defense allowed a franchise low four rushing touchdowns, besting the previous low of five set in the 1982 season when the year was shortened to just nine games. Against running backs in 2015, the Jets defense limited ball carriers to just 3.35 yards per carry, holding a team's leading back to under 65 yards in 12-of-16 weeks. Eight times in 2015, an opponent's leading running back failed to average 3.00 yards per carry against the Jets.
- Under **Johnson**, **MUHAMMAD WILKERSON** earned the first Pro Bowl recognition of his career as the fifth-year pro recorded a career-high 12.5 sacks, while **Damon Harrison** posted a defensive line-leading and career best 92 tackles. Additionally, 2015 first-round selection **LEONARD WILLIAMS** was named to the All-Rookie Team by the Pro Football Writers of America
- DL **LEONARD WILLIAMS** surpassed his rookie sack total in Week Four against SEA when he registered his fourth sack of the season. **WILLIAMS** ranks tied for first among NFL DTs with 7.0 sacks.
- Against BLT in Week Seven (10/23), the defense set a franchise mark for fewest rushing yards allowed in a single game (11), besting the previous mark set in 2015.



## STEVE MARSHALL

### OFFENSIVE LINE

- **Steve Marshall** returns for his second season as the Jets offensive line coach, his 36th season coaching football and ninth in the NFL. In his first season with the Jets, the offensive line helped **RYAN FITZPATRICK** set a franchise record for most passing touchdowns (31), while his 3,905 yards passing were the second most in the franchise's history, trailing only Joe Namath's 4,007 in 1967.
- Including his first season with the Jets, **Marshall's** offensive lines have ranked in the top 10 in the league in sacks allowed in each of his last four seasons. In 2015, **FITZPATRICK** was sacked just 19 times (fifth fewest), or on just 3.3% of his dropbacks, the best percentage in the NFL. In total, the Jets offensive line allowed the second-fewest sacks in the league (22) and the fewest since the franchise allowed 19 in 2001.
- Additionally, behind **Marshall's** line, Chris Ivory earned Pro Bowl honors after gaining an AFC-leading 1,070 yards rushing, the first 1,000-yard season of his career and also set career bests in rushing touchdowns (seven), total touchdowns (eight), receptions (30) and receiving yards (217).



## DAYLON McCUTCHEON

### ASSISTANT CORNERBACKS

- **Daylon McCutcheon** returns for his second season as the Jets assistant defensive backs coach after making his NFL coaching debut in 2015. In his first full season with the Jets, he assisted Defensive Backs Coach **Joe Danna** on a secondary that tripled its interception total from the previous season. The defensive backs produced all 18 of the team's interceptions last season (fifth most in the NFL), increasing their 2014 total of six (ranking tied for 30th). Additionally, the secondary held opposing quarterbacks to the lowest completion percentage in the league (57.1 percent) and the sixth lowest quarterback ranking (79.0).
- **McCutcheon** returned to the Jets after spending the 2013 training camp as a minority coaching intern, working with the defense. Prior to returning to the Jets, he assisted the Cardinals in the same capacity during the 2014 training camp, working with **Todd Bowles**, **Mike Caldwell** and the Arizona defense.
- In Week 14 (12/11), the secondary held SF to 133 passing yards, including four passing yards in the second half alone, the fewest passing yards allowed in the second half by a Jets defense since 1970, according to radar360.



## KEVIN PATULLO

### QUARTERBACKS

- **Kevin Patullo** returns for his second season as the Jets quarterbacks coach after reuniting with Offensive Coordinator **Chan Gailey** last season and helping **RYAN FITZPATRICK** post a franchise-record 31 touchdown passes for an offense that established a new franchise mark for total yards (5,896) – including 400 plus yard performances in four of the final six games – and net passing yards (4,057), while ranking 11th in points per game (24.2), the most by a Jets team since 2008.



## JOHN SCOTT, JR.

### ASSISTANT DEFENSIVE LINE

- **John Scott, Jr.** returns for his second season with the Jets and first as assistant defensive line coach after he spent the 2015 season as the team's quality control – defense coach.
- Prior to joining the NFL, **Scott** served as a college coach for 12 seasons, working mostly as a defensive line or outside linebackers coach. He spent time at Louisiana-Lafayette (2003-04), Norfolk State (2005), Western Carolina (2006-08), Missouri State (2009), Georgia Southern (2010-12) and Texas Tech (2013-14).
- Against BLT in Week Seven (10/23), the defense set a franchise mark for fewest rushing yards allowed in a single game (six), besting the previous mark set in 2015.



## MARCEL SHIPP

### RUNNING BACKS

- **Marcel Shipp** returns for his second season guiding the Jets running backs after returning to the NFL in 2015 at the conclusion of a seven-year playing career that ended in 2007.
- In his first year with the Jets, **Shipp** coached running back Chris Ivory to the first 1,000-yard rushing season of his career as the back led the AFC with 1,070 yards on the ground while also registering career high with eight touchdowns, 30 receptions and 217 receiving yards. Additionally, running back **BILAL POWELL** also enjoyed a career season, establishing single-season bests with 47 receptions for 388 yards and two receiving touchdowns, including averaging 49.8 yards receiving per game from Weeks 11-16, the best in the league over that span.
- Under **Shipp's** guide, RB **MATT FORTÉ** has eclipsed the century mark two times and has scored seven rushing touchdowns. Versus BUF in Week Two, **FORTÉ** became the first Jets running back since Curtis Martin (2000) to rush for 100 yards and three rushing touchdowns in a road game. **FORTÉ** earned FedEx Ground Player of the Week Honors for the performance.
- Against BLT in Week Seven (10/23), **FORTÉ** rushed for 100 yards and caught four receptions for 54 yards and one touchdown, giving him 20 for his career. With the touchdown, **FORTÉ** became just the fifth player in NFL history to amass 8,000 yards rushing, 4,000 yards receiving and 20 receiving touchdowns.
- At CLV in Week Eight (10/30), **FORTÉ** rushed for 84 yards and two touchdowns on 25 attempts, giving him his 50th and 51st rushing touchdowns of his career. **FORTÉ's** 50th rushing touchdown made him the sixth player in NFL history to amass 9,000 rushing yards, 50 rushing touchdowns and 500 receptions.





# BUILDING THE JETS

## DRAFT SELECTIONS (22)

Year	Player	Round
2007	Darrelle Revis	1
	David Harris	2
2011	Muhammed Wilkerson	1
	Bilal Powell	4
2013	Sheldon Richardson	1b
	Brian Winters	3
2014	Calvin Pryor	1
	Dexter McDougle	3
	Dakota Dozier	4c
	Quincy Enunwa	6b
2015	Leonard Williams	1
	Devin Smith	2
	Lorenzo Mauldin	3
	Bryce Petty	4
	Deon Simon	7
2016	Darron Lee	1
	Christain Hackenberg	2
	Jordan Jenkins	3
	Juston Burris	4
	Brandon Shell	5
	Lachlan Edwards	7a
	Charone Peake	7b

## FREE AGENTS (20)

Year	Player	How Acquired
2010	Nick Folk	(FA)
	Tanner Purdum	(Reserve/Future)
2014	Marcus Williams	(FA)
2015	Brandon Bostick	(FA)
	Mike Catapano	(FA)
	James Carpenter	(UFA-SEA)
	Josh Martin	(FA)
	Buster Skrine	(UFA-CLV)
2016	Freddie Bishop	(FA)
	Bruce Carter	(FA)
	Matt Forté	(UFA-CHI)
	Anthony Johnson	(FA - NE PS)
	Randell Johnson	(FA - LA PS)
	Nick Marshall	(FA - JAX PS)
	Steve McLendon	(UFA-PIT)
	Doug Middleton	(FA)
	Khiry Robinson	(FA)
	Eric Tomlinson	(FA - HST PS)
	Craig Watts	(FA)
	Brandon Wilds	(FA)

## UNDRAFTED FREE AGENTS (4)

Year	Player
2013	Rontez Miles
2014	Brent Qvale
2016	Robby Anderson
	Jalin Marshall

Player	How Acquired	Year
Antonio Allen	Free Agent	2016
Braedon Bowman	Claimed (JAX)	2016
Ryan Clady	Trade (DEN)	2016
Kellen Davis	Unrestricted Free Agent (DET)	2015
Eric Decker	Unrestricted Free Agent (DEN)	2014
Breno Giacomini	Free Agent	2014
Marcus Gilchrist	Unrestricted Free Agent (SD)	2015
Nick Mangold	Drafted, 1st Round	2006
Romar Morris	Undrafted Free Agent	2016
Julien Obioha	Undrafted Free Agent	2016
Geno Smith	Drafted, 2nd Round	2013
Julian Stanford	Free Agent	2015
Lawrence Thomas	Undrafted Free Agent	2016

## TRADE/WAIVER CLAIMS (7)

Year	Player	Previous Team
2013	Ben Ijalana	(W-IND)
2014	Wesley Johnson	(W-PIT)
2015	Ronald Martin	(W-SEA)
	Brandon Marshall	(T-CHI)
	Ryan Fitzpatrick	(T-HST)
2016	Darryl Roberts	(W-NE)
	Austin Seferian-Jenkins	(W-TB)

## RESERVE/NON-FOOTBALL INJURY (1)

Player	How Acquired	Year
Erin Henderson	Free Agent	2015



## ROSTER COMPARISON

Here's how the Jets Opening Regular Season Roster compares to the 2015 Jets Opening Regular Season Roster:

	2016	2015
Rookies and first-year players	14	9
Players with three-years-or-less of NFL Experience	27	20
Players ages 30-or-older	12	12
Players drafted by the Jets	21	23
Average age of roster	26.2	26.6
Average years of NFL experience of roster	4.4	5.7

## ROSTER NOTABLES

**No. of First-Round Draft Picks (Drafted By):** 7 (6 NYJ)

James Carpenter (SEA), Darron Lee (NYJ), Calvin Pryor (NYJ), Darrelle Revis (NYJ), Sheldon Richardson (NYJ), Muhammad Wilkerson (NYJ), Leonard Williams (NYJ)

**No. of Second-Round Draft Picks (Drafted By):** 7 (3 NYJ)

Bruce Carter (DAL), Matt Forté (CHI), Christian Hackenberg (NYJ), David Harris (NYJ), Ben Ijalana (IND), Austin Seferian-Jenkins (TB), Devin Smith (NYJ)

**No. of Third-Round Draft Picks (Drafted By):** 3 (3 NYJ)

Jordan Jenkins (NYJ), Lorenzo Mauldin (NYJ), Brian Winters (NYJ)

**No. of Fourth-Seventh-Round Draft Picks (Drafted By):** 18 (10 NYJ)

Juston Burris (NYJ), Mike Catapano (KC), Dakota Dozier (NYJ), Lachlan Edwards (NYJ), Quincy Enunwa (NYJ), Ryan Fitzpatrick (SL), Nick Folk (DAL), Randell Johnson (BUF), Wesley Johnson (PIT), Brandon Marshall (DEN), Dexter McDougale (NYJ), Charone Peake (NYJ), Bryce Petty (NYJ), Bilal Powell (NYJ), Darryl Roberts (NE), Brandon Shell (NYJ), Deon Simon (NYJ), Buster Skrine (CLV)

**No. of Undrafted Players (Original Team):** 18 (5 NYJ)

Robby Anderson (NYJ), Freddie Bishop (DET), Brandon Bostick (GB), Anthony Johnson (MIA), Jalin Marshall (NYJ), Nick Marshall (JAX), Josh Martin (KC), Ronald Martin (SEA), Steve McLendon (PIT), Doug Middleton (NYJ), Rontez Miles (NYJ), Tanner Purdum (KC), Brent Qvale (NYJ), Khiry Robinson (NO), Eric Tomlinson (PHI), Craig Watts (SD), Brandon Wilds (ATL), Marcus Williams (HST)

## ROSTER SUPERLATIVES

Longest Tenured Jet .....	10 .....	David Harris
Youngest Player .....	21 .....	Jalin Marshall
Oldest Player .....	33 .....	Ryan Fitzpatrick
Most Experience .....	12 .....	Ryan Fitzpatrick
Tallest Player .....	6-7 .....	Brent Qvale
Shortest Player .....	5-9 .....	Buster Skrine
Furthest Away From Home (in miles) .....	10,333 .....	Lachlan Edwards (Melbourne, Australia)

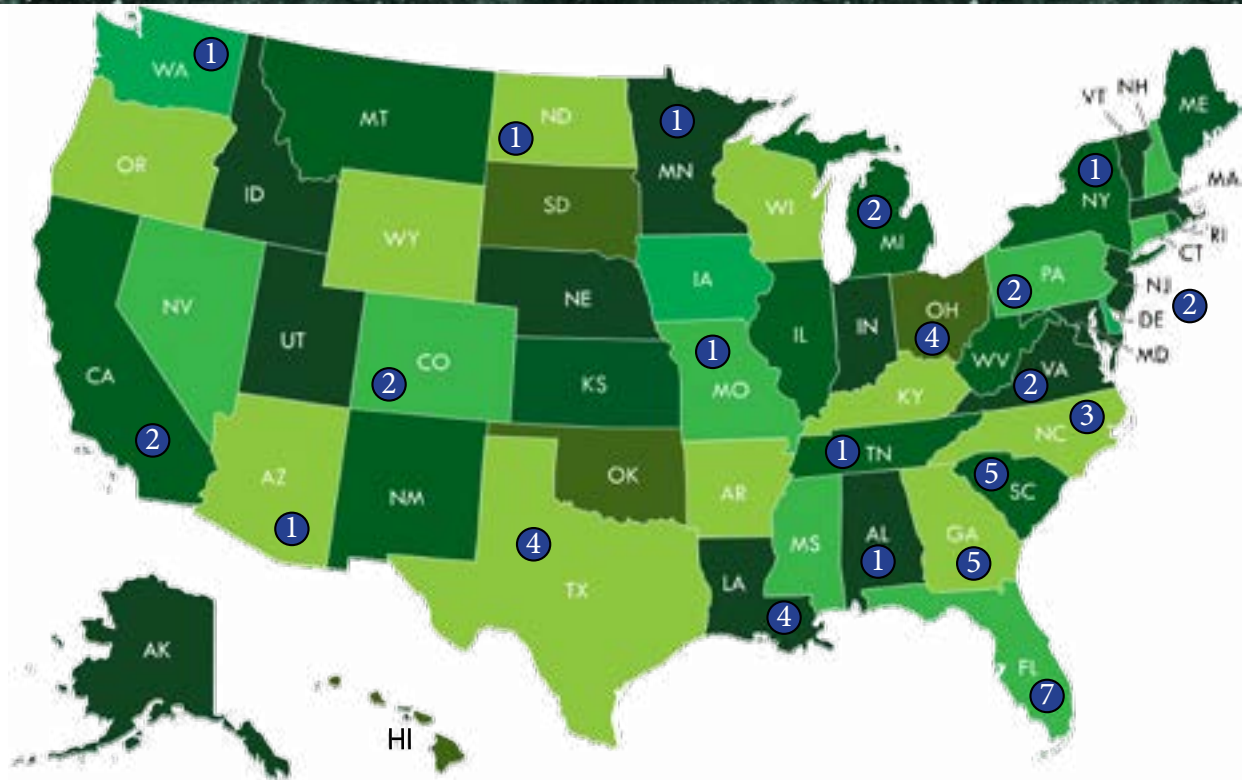
## NOTABLE NUMBERS

States represented on roster .....	21	
State with most players on roster .....	7 .....	Florida
School with most players on roster .....	4 .....	Louisville/Ohio State
Players from New York on the roster .....	1 .....	Mike Catapano
Players from New Jersey on the roster .....	2 .....	Ben Ijalana, Muhammad Wilkerson
Coaches who played in the NFL .....	9 .....	Todd Bowles, Brant Boyer, Mike Caldwell, David Diaz-In-fante, Karl Dorrell, Jimmie Johnson, Pepper Johnson, Daylon McCutcheon, Marcel Shipp
National Champions on the roster .....	4 .....	James Carpenter, Darron Lee, Jalin Marshall, Devin Smith





# HOMETOWN BREAKDOWN



## ALABAMA

Steve McLendon Ozark

## ARIZONA

Ryan Fitzpatrick Gilbert

## CALIFORNIA

Quincy Enunwa Moreno Valley  
Nick Folk Hollywood

## COLORADO

Josh Martin Aurora  
Craig Watts Colorado Springs

## FLORIDA

Robby Anderson Fort Lauderdale  
Randell Johnson Miami  
Brandon Marshall Winter Park  
Bilal Powell Lakeland  
Calvin Pryor Port St. Joe  
Darryl Roberts Lakeland  
Leonard Williams Daytona Beach

## GEORGIA

Jordan Jenkins Hamilton  
Lorenzo Mauldin Atlanta  
Buster Skrine Woodstock  
James Carpenter Augusta  
Nick Marshall Pineview

## LOUISIANA

Matt Forté Lake Charles  
Anthony Johnson New Orleans  
Ronald Martin Plaquemine  
Deon Simon Baton Rouge

## MICHIGAN

Freddie Bishop Inkster  
David Harris Grand Rapids

## MINNESOTA

Marcus Williams Minneapolis

## MISSOURI

Sheldon Richardson St. Louis

## NEW JERSEY

Ben Ijalana North Brunswick  
Muhammad Wilkerson Linden

## NEW YORK

Mike Catapano Bayville

## NORTH CAROLINA

Juston Burris Raleigh  
Bruce Carter Havelock  
Doug Middleton Winston-Salem

## NORTH DAKOTA

Brent Qvale Williston

## OHIO

Darron Lee New Albany  
Jalin Marshall Middletown  
Devin Smith Massillon  
Brian Winters Hudson

## PENNSYLVANIA

Rontez Miles Braddock  
Darrelle Revis Aliquippa

## SOUTH CAROLINA

Brandon Bostick Florence  
Dakota Dozier West Columbia  
Charone Peake Moore  
Brandon Shell Goose Creek  
Brandon Wilds Blythewood

## TENNESSEE

Wesley Johnson Nashville

## TEXAS

Bryce Petty Midlothian  
Tanner Purdum Waco  
Khiry Robinson Midland  
Eric Tomlinson Klein

## VIRGINIA

Christian Hackenberg Palmyra  
Dexter McDougle Falmouth

## WASHINGTON

Austin Seferian-Jenkins Fox Island

## INTERNATIONAL

Lachlan Edwards Hastings, Australia



# PERSONNEL MOVES

## JANUARY

5	WR Joe Anderson	Signed, Reserve/Future
	DL Deion Barnes	Signed, Reserve/Future
	TE Brandon Bostick	Signed, Reserve/Future
	G Jarvis Harrison	Signed, Reserve/Future
	RB Julian Howsare	Signed, Reserve/Future
	TE Wes Saxton	Signed, Reserve/Future
	CB Kevin Short	Signed, Reserve/Future
	DL Deon Simon	Signed, Reserve/Future
	LB Julian Stanford	Signed, Reserve/Future
6	Bobby April	Informed he will not return
	Steve Hagen	Informed he will not return
	Ron Heller	Informed he will not return
7	CB Kendall James	Signed, Reserve/Future
11	T Jesse Davis	Signed, Reserve/Future
	TE Adrien Robinson	Signed, Reserve/Future
	G Craig Watts	Signed, Reserve/Future
12	DL Lawrence Okoye	Signed, Reserve/Future
13	WR Chandler Worthy	Signed, Reserve/Future
	OL Sean Hickey	Signed, Reserve/Future
19	RB Dominique Williams	Signed, Reserve/Future
28	WR Titus Davis	Signed, Reserve/Future

## FEBRUARY

2	Brant Boyer	Named Special Teams Coordinator
3	RB Dri Archer	Signed, Reserve/Future
5	Jeff Hammerschmidt	Named Assistant Special Teams Coach
	K Kyle Brindza	Signed, Reserve/Future
9	Tim Atkins	Named Quality Control-Defense
	David Diaz-Infante	Named Assistant Offensive Line Coach
	John Scott Jr.	Promoted to Assistant Defensive Line Coach
17	LB Freddie Bishop	Signed, Free Agent
18	K Kyle Brindza	Waived
22	CB Antonio Cromartie	Released

## MARCH

1	DL Muhammad Wilkerson	Designated Franchise Player
9	TE Jeff Cumberland	Released
	WR Jeremy Kerley	Released
10	TE Zach Sudfeld	Re-Signed, Free Agent
11	RB Khiry Robinson	Signed, Free Agent
	RB Matt Forte	Signed, Unrestricted Free Agent
15	TE Kellen Davis	Re-Signed, Unrestricted Free Agent
16	RB Bilal Powell	Re-Signed, Unrestricted Free Agent
21	DL Steve McLendon	Signed, Unrestricted Free Agent
24	LB Erin Henderson	Re-Signed, Unrestricted Free Agent
25	DB Darryl Morris	Signed, Free Agent
30	DL Jarvis Jenkins	Signed, Unrestricted Free Agent

## APRIL

4	LB Bruce Carter	Signed, Free Agent
8	WR Jeremy Ross	Signed, Free Agent
11	T D'Brickashaw Ferguson	Retired
14	T Ben Ijalana	Re-Signed, Unrestricted Free Agent
18	WR Kenbrell Thompkins	Re-Signed, Restricted Free Agent
20	T Luke Marquardt	Signed, Free Agent
28	LB Darron Lee	Selected in NFL Draft (1st)
29	QB Christian Hackenberg	Selected in NFL Draft (2nd)
	LB Jordan Jenkins	Selected in NFL Draft (3rd)
30	CB Juston Burris	Selected in NFL Draft (4th)
	OT Brandon Shell	Selected in NFL Draft (5th)
	P Lachlan Edwards	Selected in NFL Draft (7th)
	WR Charone Peake	Selected in NFL Draft (7th)

## MAY

6	WR Joe Anderson	Waived
	WR Robby Anderson	Signed, Undrafted Free Agent
	DL Tarow Barney	Signed, Undrafted Free Agent
	WR Quenton Bundrage	Signed, Undrafted Free Agent
	C Kyle Friend	Signed, Undrafted Free Agent
	P Tom Hackett	Signed, Undrafted Free Agent
	WR Jalin Marshall	Signed, Undrafted Free Agent
	K Ross Martin	Signed, Undrafted Free Agent
	DE Helva Matungulu	Signed, Undrafted Free Agent
	S Doug Middleton	Signed, Undrafted Free Agent
	DL Julien Obioha	Signed, Undrafted Free Agent
	DL Claude Pelon	Signed, Undrafted Free Agent
	DL Lawrence Thomas	Signed, Undrafted Free Agent
	TE Jason Vander Laan	Signed, Undrafted Free Agent
9	OL Sean Hickey	Waived
	TE Jerome Cunningham	Claimed (NYG)
	TE Adrien Robinson	Waived
24	RB Romar Morris	Signed, Undrafted Free Agent
	TE Jerome Cunningham	Waived

## JUNE

1	DL Shelby Harris	Signed, Free Agent
	DL Lawrence Okoye	Waived
3	G Mike Liedtke	Signed, Free Agent
	T Luke Marquardt	Waived
18	WR Kyle Williams	Signed, Free Agent
27	WR Quenton Bundrage	Waived

## JULY

15	DL Muhammad Wilkerson	Signed, Contract Extension
27	RB Zac Stacy	Waived
	RB Bernard Pierce	Signed, Free Agent
28	QB Ryan Fitzpatrick	Re-Signed, Free Agent
	P Tom Hackett	Waived
	G James Carpenter	Declared Physically Unable to Perform





# PERSONNEL MOVES

## JULY (cont.)

T	Breno Giacomini	Declared Physically Unable to Perform
CB	Kendall James	Declared Physically Unable to Perform
RB	Khiry Robinson	Declared Physically Unable to Perform
WR	Devin Smith	Declared Physically Unable to Perform
DL	Muhammad Wilkerson	Declared Physically Unable to Perform

## AUGUST

2	G	James Carpenter	Activated from PUP List
3	RB	Terry Williams	Signed, Free Agent
	DB	Kendall James	Waived
4	RB	Matthew Tucker	Signed, Free Agent
	RB	Terry Williams	Waived
6	WR	Chris King	Signed, Free Agent
	WR	Titus Davis	Left Squad
8	WR	Anthony Kelly	Signed, Free Agent
	DL	Christo Bilukidi	Signed, Free Agent
	DL	Julien Obioha	Waived
	WR	Chris King	Did Not Report
9	DL	Muhammad Wilkerson	Activated from PUP List
10	DL	Julien Obioha	Placed on IR
13	RB	Lache Seastrunk	Signed, Free Agent
	RB	Matthew Tucker	Waived
14	WR	Anthony Kelly	Waived
	DL	Christo Bilukidi	Left Squad
	RB	Terry Williams	Signed, Free Agent
	DL	Jake Ceresna	Signed, Free Agent
15	RB	Matthew Tucker	Placed on IR
16	RB	Bernard Pierce	Placed on IR
	RB	Antone Smith	Signed, Free Agent
20	RB	Bernard Pierce	Released from IR
28	LB	Deion Barnes	Waived
	T	Jesse Davis	Waived
	C	Kyle Friend	Waived
	DL	Shelby Harris	Waived
	G	Jarvis Harrison	Waived
	K	Ross Martin	Waived
	DL	Helva Matungulu	Waived
	RB	Lache Seastrunk	Waived
	WR	Devin Smith	Placed on Reserve/PUP
	TE	Jason Vander Laan	Waived
	WR	Kyle Williams	Released
	RB	Terry Williams	Waived
30	DL	Jake Ceresna	Waived
	RB	Romar Morris	Waived
	S	Dion Bailey	Waived
31	DL	Jake Ceresna	Placed on IR
	RB	Romar Morris	Placed on IR

## SEPTEMBER

3	TE	Jace Amaro	Waived
	DL	Tarow Barney	Waived
	FB	Tommy Bohanon	Waived
	LB	Freddie Bishop	Waived
	LB	Taiwan Jones	Waived
	CB	Bryson Keeton	Waived
	G	Mike Liedtke	Waived
	S	Doug Middleton	Waived
	CB	Dee Milliner	Waived
	CB	Darryl Morris	Waived
	DL	Claude Pelon	Waived
	LB	Trevor Reilly	Waived
	WR	Jeremy Ross	Released
	TE	Wes Saxton	Waived
	CB	Kevin Short	Waived
	RB	Antone Smith	Released
	TE	Zach Sudfeld	Waived
	WR	Kenbrell Thompkins	Waived
	G	Craig Watts	Waived
	WR	Chandler Worthy	Waived
	T	Breno Giacomini	Placed on Reserve/PUP
4	TE	Braedon Bowman	Claimed (JAX)
	TE	Brian Parker	Claimed (KC)
	RB	Troymaine Pope	Claimed (SEA)
	CB	Darryl Roberts	Claimed (NE)
	WR	Myles White	Signed, Practice Squad
	G	Craig Watts	Signed, Practice Squad
	DL	Claude Pelon	Signed, Practice Squad
	LB	Freddie Bishop	Signed, Practice Squad
	CB	Bryson Keeton	Signed, Practice Squad
	S	Doug Middleton	Signed, Practice Squad
	CB	Dexter McDougale	Waived
	S	Ronald Martin	Waived
	RB	Dominique Williams	Waived
	RB	Khiry Robinson	Waived
	CB	Dee Milliner	Placed on IR
	LB	Trevor Reilly	Placed on IR
6	S	Ronald Martin	Signed, Practice Squad
	CB	Dexter McDougale	Signed, Practice Squad
	RB	Raheem Mostert	Signed, Practice Squad
	RB	Dominique Williams	Signed, Practice Squad
	TE	Brian Parker	Waived
7	S	Antonio Allen	Signed, Free Agent
12	RB	Raheem Mostert	Terminated from Practice Squad
	WR	Myles White	Terminated from Practice Squad
	LB	Victor Ochi	Signed, Practice Squad
	WR	Wendall Williams	Signed, Practice Squad
13	TE	Braedon Bowman	Waived
15	DL	Claude Pelon	Terminated from Practice Squad
	TE	Braedon Bowman	Signed, Practice Squad
22	FB	Julian Howsare	Waived
23	TE	Braedon Bowman	Signed from Practice Squad
24	FB	Julian Howsare	Signed, Practice Squad





# PERSONNEL MOVES

## SEPTEMBER (cont.)

26	RB Brandon Wilds	Signed, Practice Squad
	RB Dominique Williams	Terminated from Practice Squad
	LB Julian Stanford	Waived
	TE Austin Seferian-Jenkins	Claimed (TB)
28	LB Julian Stanford	Signed, Practice Squad
29	S Ronald Martin	Terminated from Practice Squad
	WR Jeremy Ross	Signed, Free Agent
	DL Lawrence Thomas	Placed on IR
	WR Myles White	Signed, Practice Squad

## OCTOBER

4	FB Julian Howsare	Terminated from Practice Squad
	S Ronald Martin	Signed, Practice Squad
12	WR Jeremy Ross	Waived
	WR Eric Decker	Placed on IR
	WR Jeremy Butler	Claimed (TB)
	CB Nick Marshall	Signed, Free Agent
22	TE Braedon Bowman	Placed on IR
	LB Erin Henderson	Placed on Reserve/ Non-Football Injury
	LB Victor Ochi	Signed from Practice Squad
	LB Julian Stanford	Signed from Practice Squad
24	DL Brandin Bryant	Signed, Practice Squad
26	QB Geno Smith	Placed on IR
	WR Myles White	Terminated from Practice Squad
	LB Taiwan Jones	Signed, Free Agent
	LB Reshard Cliett	Signed, Practice Squad
	C Kyle Friend	Signed, Practice Squad
29	T Breno Giacomini	Activated from PUP List
	WR Jeremy Butler	Waived

## NOVEMBER

1	RB Knile Davis	Claimed (GB)
	RB Troymaine Pope	Waived
	LB Reshard Cliett	Terminated from Practice Squad
	C Kyle Friend	Terminated from Practice Squad
	WR Myles White	Signed, Practice Squad
	T Jesse Davis	Signed, Practice Squad
2	RB Knile Davis	Waived
	RB C.J. Spiller	Signed, Free Agent
5	LB Victor Ochi	Waived
	TE Eric Tomlinson	Signed, Free Agent
8	WR Myles White	Terminated from Practice Squad
9	T Ryan Clady	Placed on IR
	DL Jarvis Jenkins	Waived
	DL Anthony Johnson	Signed, Free Agent
	WR Devin Smith	Activated from PUP List
	T Zach Sterup	Signed, Practice Squad
12	TE Kellen Davis	Waived/ Injured
	CB Dexter McDougle	Signed from Practice Squad
14	TE Kellen Davis	Placed on IR
16	T Jesse Davis	Terminated from Practice Squad

## NOVEMBER (cont.)

	WR Mario Alford	Signed, Practice Squad
22	LB Taiwan Jones	Waived
	WR Jeremy Ross	Signed, Free Agent
29	T Zach Sterup	Terminated from Practice Squad
30	OL Donald Hawkins	Signed, Practice Squad

## DECEMBER

6	WR Mario Alford	Terminated from Practice Squad
	WR Darius Jennings	Signed, Practice Squad
	RB C.J. Spiller	Waived
	WR Jeremy Ross	Waived
7	LB Arthur Brown	Claimed (JAX)
	DL Claude Pelon	Signed, Practice Squad
	RB Khiry Robinson	Signed, Free Agent
	LB Julian Stanford	Waived
	RB Brandon Wilds	Signed from Practice Squad
8	C Nick Mangold	Placed on IR
	S Doug Middleton	Signed from Practice Squad
	LB Julian Stanford	Placed on IR
	RB Chris Swain	Signed, Practice Squad
10	S Antonio Allen	Waived
	LB Freddie Bishop	Signed from Practice Squad
11	S Antonio Allen	Placed on IR
12	DL Kenny Anunike	Signed, Practice Squad
13	T Brenon Giacomini	Placed on IR
	S Marcus Gilchrist	Placed on IR
	S Ronald Martin	Signed from Practice Squad
	G Martin Wallace	Signed, Practice Squad
	OL Craig Watts	Signed from Practice Squad
19	LB Randell Johnson	Signed, Free Agent
	LB Arthur Brown	Waived





# OFFENSIVE STATS

Won 4, Lost 10			
9/11/2016	L	22- 23	Cincinnati Bengals
9/15/2016	W	37- 31	at Buffalo Bills
9/25/2016	L	3- 24	at Kansas City Chiefs
10/2/2016	L	17- 27	Seattle Seahawks
10/9/2016	L	13- 31	at Pittsburgh Steelers
10/17/2016	L	3- 28	at Arizona Cardinals
10/23/2016	W	24- 16	Baltimore Ravens
10/30/2016	W	31- 28	at Cleveland Browns
11/6/2016	L	23- 27	at Miami Dolphins
11/13/2016	L	6- 9	Los Angeles Rams
11/27/2016	L	17- 22	New England Patriots
12/5/2016	L	10- 41	Indianapolis Colts
12/11/2016	W	23- 17	at San Francisco 49ers
12/17/2016	L	13- 34	Miami Dolphins

	New York Jets	Opponent
<b>Total First Downs</b>	<b>259</b>	<b>283</b>
Rushing	83	73
Passing	149	184
Penalty	27	26
3rd Down: Made/Att	71/186	67/176
3rd Down Pct.	38.2%	38.1%
4th Down: Made/Att	6/14	2/9
4th Down Pct.	42.9%	22.2%
<b>Possession Avg.</b>	<b>30:47</b>	<b>29:13</b>
<b>Total Net Yards</b>	<b>4700</b>	<b>4924</b>
Avg. Per Game	335.7	351.7
Total Plays	887	868
Avg. Per Play	5.3	5.7
<b>Net Yards Rushing</b>	<b>1564</b>	<b>1399</b>
Avg. Per Game	111.7	99.9
Total Rushes	359	360
<b>Net Yards Passing</b>	<b>3136</b>	<b>3525</b>
Avg. Per Game	224.0	251.8
Sacked/Yards Lost	32/163	23/150
Gross Yards	3299	3675
Attempts/Completions	496/283	485/314
Completion Pct.	57.1%	64.7%
Had Intercepted	22	7
<b>Punts/Average</b>	<b>67/42.2</b>	<b>62/44.3</b>
<b>Net Punting Avg.</b>	<b>37.1</b>	<b>42.4</b>
<b>Penalties/Yards</b>	<b>85/745</b>	<b>71/630</b>
<b>Fumbles/Ball Lost</b>	<b>22/8</b>	<b>19/4</b>
<b>Touchdowns</b>	<b>25</b>	<b>41</b>
Rushing	10	8
Passing	14	27
Returns	1	6

Score By Periods	Q1	Q2	Q3	Q4	OT	Pts
Team	46	85	34	71	6	242
Opponents	89	110	77	82	0	358

Scoring	TD	Ru	Pa	Rt	PAT	FG	2Pt	Pts
N.Folk	0	0	0	0	21/23	23/26	0	90
M.Forte	8	7	1	0	0/0	0/0	0	48
B.Powell	4	3	1	0	0/0	0/0	0	24
Q.Enunwa	4	0	4	0	0/0	0/0	0	24
B.Marshall	3	0	3	0	0/0	0/0	0	18
R.Anderson	2	0	2	0	0/0	0/0	0	12
E.Decker	2	0	2	0	0/0	0/0	0	12
J.Marshall	1	0	1	0	0/0	0/0	0	6
C.Peake	1	0	0	1	0/0	0/0	0	6
B.Petty	0	0	0	0	0/0	0/0	1	2
<b>Team</b>	<b>25</b>	<b>10</b>	<b>14</b>	<b>1</b>	<b>21/23</b>	<b>23/26</b>	<b>1</b>	<b>242</b>
<b>Opponents</b>	<b>41</b>	<b>8</b>	<b>27</b>	<b>6</b>	<b>38/39</b>	<b>24/28</b>	<b>1</b>	<b>358</b>

2-Pt. Conversions: Team 1/ 1, Opponents: 1/ 2

Sacks: L.Williams 7.0, S.McLendon 3.5, M.Wilkerson 2.5, L.Mauldin 2.5, S.Richardson 1.5, J.Jenkins 1.5, B.Skrine 1.0, M.Williams 1.0, D.Lee 1.0, J.Martin 0.5, D.Simon 0.5, D.Harris 0.5 **Team: 23.0 Opponents: 32.0**

Passing	Att	Cmp	Yds	Cmp%	Yds/Att	TD	TD%	Int	Int%	Long	Sack	Lost	Rating
R.Fitzpatrick	352	200	2364	56.8%	6.7	10	2.8%	15	4.3%	57	18/	73	69.1
B.Petty	130	75	809	57.7%	6.2	3	2.3%	6	4.6%	52	11/	71	64.6
G.Smith	14	8	126	57.1%	9.0	1	7.1%	1	7.1%	69t	3/	19	81.3
<b>Team</b>	<b>496</b>	<b>283</b>	<b>3299</b>	<b>57.1%</b>	<b>6.7</b>	<b>14</b>	<b>2.8%</b>	<b>22</b>	<b>4.4%</b>	<b>69t</b>	<b>32/</b>	<b>163</b>	<b>68.3</b>
<b>Opponents</b>	<b>485</b>	<b>314</b>	<b>3675</b>	<b>64.7%</b>	<b>7.6</b>	<b>27</b>	<b>5.6%</b>	<b>7</b>	<b>1.4%</b>	<b>84t</b>	<b>23/</b>	<b>150</b>	<b>100.1</b>

Rushing	No.	Yds	Avg	Long	TD
M.Forte	218	813	3.7	32	7
B.Powell	94	540	5.7	35t	3
R.Fitzpatrick	30	127	4.2	14	0
R.Anderson	3	42	14.0	30	0
B.Petty	5	19	3.8	9	0
<i>C.Spiller</i>	<i>3</i>	<i>9</i>	<i>3.0</i>	<i>4</i>	<i>0</i>
G.Smith	2	9	4.5	7	0
B.Wilds	2	4	2.0	2	0
<i>T.Pope</i>	<i>1</i>	<i>1</i>	<i>1.0</i>	<i>1</i>	<i>0</i>
L.Edwards	1	0	0.0	0	0
<b>Team</b>	<b>359</b>	<b>1564</b>	<b>4.4</b>	<b>35t</b>	<b>10</b>
<b>Opponents</b>	<b>360</b>	<b>1399</b>	<b>3.9</b>	<b>58t</b>	<b>8</b>

Receiving	No.	Yds	Avg	Long	TD
B.Marshall	57	760	13.3	41	3
B.Powell	53	359	6.8	22	1
Q.Enunwa	52	746	14.3	69t	4
R.Anderson	38	544	14.3	52	2
M.Forte	30	263	8.8	40	1
C.Peake	16	137	8.6	16	0
J.Marshall	11	140	12.7	27	1
E.Decker	9	194	21.6	35	2
A.Seferian-Jenkins	9	93	10.3	19	0
B.Bostick	7	56	8.0	14	0
<i>C.Spiller</i>	<i>1</i>	<i>7</i>	<i>7.0</i>	<i>7</i>	<i>0</i>
K.Davis	0	0	0	0	0
B.Bowman	0	0	0	0	0
<b>Team</b>	<b>283</b>	<b>3299</b>	<b>11.7</b>	<b>69t</b>	<b>14</b>
<b>Opponents</b>	<b>314</b>	<b>3675</b>	<b>11.7</b>	<b>84t</b>	<b>27</b>

Interceptions	No.	Yds	Avg	Long	TD
M.Gilchrist	2	25	12.5	25	0
M.Williams	2	14	7.0	14	0
B.Skrine	1	51	51.0	51	0
L.Mauldin	1	0	0.0	0	0
J.Burris	1	0	0.0	0	0
<b>Team</b>	<b>7</b>	<b>90</b>	<b>12.9</b>	<b>51</b>	<b>0</b>
<b>Opponents</b>	<b>22</b>	<b>177</b>	<b>8.0</b>	<b>56</b>	<b>1</b>

Punting	No	Yds	Avg	Net	TB	In	Lg	B
L.Edwards	66	2825	42.8	37.1	3	21	59	1
<b>Team</b>	<b>67</b>	<b>2825</b>	<b>42.2</b>	<b>37.1</b>	<b>3</b>	<b>21</b>	<b>59</b>	<b>1</b>
<b>Opponents</b>	<b>62</b>	<b>2744</b>	<b>44.3</b>	<b>42.4</b>	<b>0</b>	<b>30</b>	<b>78</b>	<b>0</b>

Punt Returns	Ret	FC	Yds	Avg	Long	TD
J.Marshall	13	12	76	5.8	16	0
N.Marshall	2	3	0	0.0	0	0
<i>J.Ross</i>	<i>1</i>	<i>9</i>	<i>10</i>	<i>10.0</i>	<i>10</i>	<i>0</i>
B.Skrine	1	0	0	0.0	0	0
<b>Team</b>	<b>17</b>	<b>24</b>	<b>86</b>	<b>5.1</b>	<b>16</b>	<b>0</b>
<b>Opponents</b>	<b>28</b>	<b>19</b>	<b>262</b>	<b>9.4</b>	<b>33</b>	<b>0</b>

Kickoff Returns	No.	Yds	Avg	Long	TD
J.Marshall	12	292	24.3	65	0
<i>J.Ross</i>	<i>11</i>	<i>224</i>	<i>20.4</i>	<i>28</i>	<i>0</i>
N.Marshall	8	171	21.4	28	0
<i>C.Spiller</i>	<i>5</i>	<i>96</i>	<i>19.2</i>	<i>23</i>	<i>0</i>
Q.Enunwa	1	54	54.0	54	0
<i>J.Howsare</i>	<i>1</i>	<i>15</i>	<i>15.0</i>	<i>15</i>	<i>0</i>
<b>Team</b>	<b>38</b>	<b>852</b>	<b>22.4</b>	<b>65</b>	<b>0</b>
<b>Opponents</b>	<b>26</b>	<b>584</b>	<b>22.5</b>	<b>96t</b>	<b>1</b>

Field Goals	1-19	20-29	30-39	40-49	50+
N.Folk	0/ 0	10/ 11	8/ 8	3/ 3	2/ 4
<b>Team</b>	<b>0/ 0</b>	<b>10/ 11</b>	<b>8/ 8</b>	<b>3/ 3</b>	<b>2/ 4</b>
<b>Opponents</b>	<b>0/ 0</b>	<b>7/ 7</b>	<b>7/ 8</b>	<b>7/ 9</b>	<b>3/</b>

Fumbles Lost: J.Marshall 2, R.Fitzpatrick 1, M.Forte 1, B.Powell 1, B.Petty 1, L.Edwards 1, R.Anderson 1 **Total: 8**

Opponent Fumble Recoveries: B.Marshall 1, S.Richardson 1 **Total: 4**

*ITALICS = No Longer with 2016 Team*



# DEFENSIVE STATS



Player	Totals	Tackles	Assists	TFL	Sacks	Yards	QH	INT	Yards	PD	FF	FR	Yards
David Harris	94	69	25	5	0.5	3.0	6	-	-	3	-	-	-
Leonard Williams	78	43	35	11	7.0	51.0	23	-	-	-	2	-	-
Calvin Pryor	68	46	22	4	-	-	2	-	-	5	1	-	-
Darron Lee	63	55	8	4	1.0	7.0	1	-	-	3	1	-	-
Marcus Gilchrist	60	46	14	1	-	-	1	2	25	1	1	-	-
Sheldon Richardson	57	39	18	11	1.5	9.0	14	-	-	1	-	1	-
Muhammad Wilkerson	57	37	20	10	2.5	13.5	10	-	-	3	-	-	-
Darrelle Revis	55	48	7	1	-	-	-	-	-	5	-	-	-
Buster Skrine	41	33	8	-	1.0	14.0	1	1	51	5	-	-	-
Rontez Miles	40	28	12	-	-	-	1	-	-	2	1	-	-
Jordan Jenkins	39	28	11	4	1.5	4.0	7	-	-	3	-	-	-
Steve McLendon	35	25	10	7	3.5	15.5	6	-	-	-	1	-	-
Marcus Williams	30	25	5	-	1.0	9.0	1	2	14	5	2	-	-
Julian Stanford	28	16	12	1	-	-	-	-	-	-	-	-	-
Erin Henderson	24	21	3	3	-	-	2	-	-	-	-	-	-
Lorenzo Mauldin	21	13	8	-	2.5	12.5	18	1	0	2	-	-	-
Darryl Roberts	18	14	4	-	-	-	2	-	-	6	-	-	-
Deon Simon	20	14	6	1	0.5	3.5	2	-	-	1	-	-	-
<i>Jarvis Jenkins</i>	<i>10</i>	<i>9</i>	<i>1</i>	-	-	-	<i>1</i>	-	-	-	-	-	-
Mike Catapano	7	4	3	-	-	-	3	-	-	-	-	-	-
Freddie Bishop	8	4	4	-	-	-	1	-	-	-	1	-	-
Bruce Carter	9	7	2	1	-	-	1	-	-	-	-	-	-
Juston Burris	6	6	0	-	-	-	-	1	0	3	-	-	-
Lawrence Thomas	5	3	2	2	-	-	-	-	-	-	-	-	-
Antonio Allen	1	1	0	-	-	-	-	-	-	-	-	-	-
Anthony Johnson	1	0	1	-	-	-	-	-	-	-	-	-	-
Doug Middleton	1	1	0	-	-	-	1	-	-	1	-	-	-
Victor Ochi	1	0	1	-	-	-	-	-	-	-	-	-	-
Josh Martin	0	0	0	-	0.5	6.0	1	-	-	-	-	-	-
<b>Totals</b>	<b>877</b>	<b>635</b>	<b>242</b>	<b>66</b>	<b>22.0</b>	<b>148.0</b>	<b>105</b>	<b>7</b>	<b>90</b>	<b>49</b>	<b>10</b>	<b>1</b>	<b>0</b>

## SPECIAL TEAM STATISTICS

Player	Totals	Solo	Assist
Josh Martin	14	8	6
Juston Burris	6	4	2
Bruce Carter	5	3	2
Rontez Miles	6	2	4
Antonio Allen	4	3	1
Charone Peake	4	2	2
Nick Marshall	5	3	2
Julian Stanford	3	1	2
Braedon Bowman	2	1	1
Kellen Davis	2	1	1
Marcus Gilchrist	2	1	1
Erin Henderson	2	0	2
<i>Julian Howsare</i>	<i>2</i>	<i>2</i>	<i>0</i>
Calvin Pryor	2	2	0
Lawrence Thomas	2	2	0
Brandon Bostick	1	1	0
Lachlan Edwards	1	1	0
Dakota Dozier	1	1	0
Jordan Jenkins	1	1	0
<i>Taiwan Jones</i>	<i>1</i>	<i>1</i>	<i>0</i>
Darron Lee	1	1	0
Devin Smith	1	1	0
Marcus Williams	1	0	1
<b>Totals</b>	<b>69</b>	<b>42</b>	<b>27</b>

## SPECIAL TEAMS BIG PLAYS

Touchdowns:	0
Blocked Punts:	0
Blocked Punt Returns:	0
Blocked Field Goals:	0
Blocked FG Returns:	0
Blocked Extra Point:	0
Forced Fumbles:	1 K. Davis (10/23 vs. BLT)
Fumble Recoveries:	0

**Key:** TFL = Tackles for Loss, QH = Quarterback Hurries; INT = Interception; FF = Forced Fumbles, FR = Fumble Recovery, PD = Pass Defensed; *Italics = No Longer with 2016 Team*; \* = On Injured Reserve





# SUPPLEMENTAL STATS

## Overall Record ..... 4-10

Home.....	1-6
Away.....	3-4

### When:

Jets win coin toss.....	2-3
Jets lose coin toss.....	2-7
Scoring first.....	1-6
Opponent scores first.....	3-4
Leading at halftime.....	1-2
Tied at halftime.....	0-1
Trailing at halftime.....	3-7
Leading after three quarters.....	3-0
Tied after three quarters.....	0-1
Trailing after three quarters.....	1-9
Overtime.....	1-0
Scoring on first possession.....	1-7
Scoring touchdown on first possession.....	0-2
Scoring field goal on first possession.....	1-5
Scoring 10 or more points.....	4-6
Scoring 20 or more points.....	4-2
Scoring 30 or more points.....	1-1
Allowing 10 or fewer points.....	0-0
Allowing 20 or fewer points.....	2-0
Outcomes of 7 points or less.....	3-4
Outcomes of 3 points or less.....	1-2
Rushing 20 or more times.....	4-7
Rushing 30 or more times.....	4-1
Rushing 40 or more times.....	1-0
Time of possession 30:00 or more.....	4-2
Individual Jets 100-yard rusher.....	3-0
Individual Jets 100-yard receiver.....	1-2
Individual Jets 300-yard passer.....	1-0
Jets out-gain opposition.....	3-4
Jets out-rush opposition.....	3-6
Jets out-pass opposition.....	2-2
Opponent individual 100-yard rusher.....	1-2
Opponent individual 100-yard receiver.....	3-6
Opponent individual 300-yard passer.....	1-3

### Surfaces:

On Grass.....	2-4
On Artificial Turf.....	2-6
Outdoors.....	4-8
Indoors.....	0-1

### By Month:

September.....	1-2
October.....	2-3
November.....	0-3
December.....	1-2
January.....	0-0

### Against:

AFC Opponents.....	3-7
AFC East.....	1-3
AFC North.....	2-2

AFC South.....	0-1
AFC West.....	0-1
NFC Opponents.....	1-3
NFC West.....	1-3

### Jersey Color:

Green Jerseys.....	1-4
White Jerseys.....	3-6
Alternate Jerseys.....	0-0

### Time Of Game:

Day.....	3-7
Night.....	1-3

### Turnover Differential:

Positive.....	2-1
+1.....	1-1
+2.....	1-0
+3 or more.....	0-0
Even.....	1-1
Negative.....	1-8
-1.....	1-1
-2.....	0-4
-3 or more.....	0-3



SINGLE-GAME TEAM HIGHS & LOWS:

NEW YORK JETS

OPPONENTS

YARDS/FIRST DOWNS									
	HIGH			LOW			HIGH		
Total Net Yards	493	at BUF 9/15		230	at ARZ 10/17		433	at PIT 10/9	245
Total Plays	81	at SF 12/11		52	2x, last vs. IND 12/5		72	at PIT 10/9	46
First Downs	28	at BUF 9/15		11	at ARZ 10/17		30	at PIT 10/9	11

RUSHING									
	HIGH			LOW			HIGH		
Rushing Yards	188	at SF 12/11		33	at ARZ 10/17		248	at SF 12/11	11
Rushing Attempts	40	at SF 12/11		14	2x, last vs. IND 12/5		40	vs. IND 12/5	12
Average Gain/Rush	6.7	at MIA 11/6		2.4	at ARZ 10/17		9.2	at SF 12/11	0.5

PASSING									
	HIGH			LOW			HIGH		
Net Passing Yards	370	at BUF 9/15		157	vs. LA 11/13		372	at PIT 10/9	116
Pass Attempts	46	vs. MIA 12/17		22	vs. BLT 10/23		51	at CLV 10/30	18
Pass Completions	25	2x, last vs. MIA 12/17		13	vs. BLT 10/23		34	at PIT 10/9	12
Average Gain/Pass	10.6	at BUF 9/15		4.3	at KC 9/25		12.4	vs. MIA 12/17	4.1
Interceptions Thrown	6	at KC 9/25		0	5x, last vs. NE 11/27		2	2x, last at CLV 10/30	0
Sacks Allowed	6	at SF 12/11		0	at KC 9/25		7	vs. CIN 9/11	0

FUMBLES									
	HIGH			LOW			HIGH		
Fumbles Lost	2	3x, last vs. NE 11/27		0	9x, last at SF 12/11		1	4x, last vs. IND 12/5	0

PENALTIES									
	HIGH			LOW			HIGH		
Penalties	10	2x, last at MIA 11/6		3	2x, last vs. MIA 12/17		9	2x, last vs. MIA 12/17	1
Yards Penalized	95	vs. CIN 9/11		15	at KC 9/25		86	at MIA 11/6	10

POINTS/TIME OF POSSESSION									
	HIGH			LOW			HIGH		
Points	37	at BUF 9/15		3	2x, last at ARZ 10/17		41	vs. IND 12/5	9
Touchdowns	4	2x, last at CLV 10/30		0	2x, vs. ARZ 10/17		5	2x, last vs. MIA 12/17	0
Time of Possession	41:55	at SF 12/11		21:36	vs. IND 12/5		38:24	vs. IND 12/5	20:48

INDIVIDUAL SINGLE-GAME BEST:

NEW YORK JETS

OPPONENTS

RUSHING:									
Yards Rushing	145	.....	Bilal Powell	at SF 12/11			193	.....	Carlos Hyde, SF 12/11
Rushing Attempts	30	.....	2x, last Matt Forté	vs. BLT 10/23			24	.....	Jay Ajayi, at MIA 11/6
Longest Run	35	.....	Bilal Powell	at CLV 10/30			58	.....	David Johnson, at ARZ 10/17
Longest TD Run	35	.....	Bilal Powell	at CLV 10/30			58	.....	David Johnson, at ARZ 10/17

PASSING:									
Yards Passing (gross)	374	.....	Ryan Fitzpatrick	at BUF 9/15			380	.....	Ben Roethlisberger, at PIT 10/9
Passes Attempted	44	.....	Ryan Fitzpatrick	at KC 9/25			50	.....	Tom Brady, NE 11/27
Passes Completed	25	.....	Ryan Fitzpatrick	at PIT 10/9			34	.....	Ben Roethlisberger, at PIT 10/9
TD Passes	2	.....	2x, last Ryan Fitzpatrick	vs. NE 11/27			4	.....	3x, last Matt Moore, MIA 12/17

RECEIVING:									
Yards Receiving	126	.....	Eric Decker	at BUF 9/15			180	.....	A.J. Green, CIN 9/11
Receptions	11	.....	Bilal Powell	vs. MIA 12/17			12	.....	A.J. Green, CIN 9/11
Longest Reception	69	.....	G. Smith to Q. Enunwa	vs. BLT 10/23			84	.....	T. Taylor to M. Goodwin, at BUF 9/15
Longest TD Pass	69	.....	G. Smith to Q. Enunwa	vs. BLT 10/23			84	.....	T. Taylor to M. Goodwin, at BUF 9/15

SPECIAL TEAMS/DEFENSE:									
Longest Kick Return	65	.....	Jalin Marshall	vs. CIN 9/11			96t	.....	Kenyan Drake, at MIA 11/6
Longest Punt	57	.....	2x, last Lachlan Edwards	at CLV 10/30			78	.....	Johnny Hekker, LA 11/13
Longest Punt Return	27	.....	Nick Marshall	vs. MIA 12/17			33	.....	Antonio Brown, at PIT 10/9





# SUPPLEMENTAL STATS

## INDIVIDUAL SINGLE-GAME BEST:

## NEW YORK JETS

## OPPONENTS

### SPECIAL TEAMS/DEFENSE (Continued):

Longest Field Goal	51 .....	Nick Folk vs. NE 11/27	53.....	2x, last Adam Vinatieri, IND 12/5
Longest FG Att.	54 .....	Nick Folk vs. NE 11/27	53.....	2x, last Adam Vinatieri, IND 12/5
Most Tackles	11 .....	3x, last Darron Lee vs. NE 11/27	16 .....	Preston Brown, BUF 9/15
QB Sacks	2.5.....	Leonard Williams vs. CIN 9/11	2.....	3x, last DeForest Buckner, SF 12/11
Pass Intercepted	1 .....	6X, last Juston Burris vs. MIA 12/17	2.....	3x, last Tony Lippett, MIA 12/17

### TAKEAWAY-GIVEAWAY

TAKEAWAYS: 11 resulting in 1 TD, 3 FG, 1 MFG, 2 Punt, 1 Blk Punt, 1 INT, 1 Fumble, 1 Half, 0 Game, 0 Downs = **16 Points**

GIVEAWAYS: 30 resulting in 11 TD, 3 FG, 0 MFG, 4 Punts, 0 Blk Punt, 0 INT, 2 Fumbles, 0 Half, 8 Game, 2 Downs = **80 Points**

### GAME-BY-GAME TAKEAWAYS/GIVEAWAYS

DATE	OPP.	TAKEAWAYS			INT	GIVEAWAYS			Differential	W/L
		INT	Fumbles	Total		Fumbles	Total			
09/11	vs. CIN	1	0	1	1	0	1	0		L
09/15	at BUF	1	0	1	0	1	1	0		W
09/25	at KC	0	1	1	6	2	8	-7		L
10/02	vs. SEA	0	0	0	3	0	3	-3		L
10/09	at PIT	0	1	1	0	0	0	+1		L
10/17	at ARZ	0	0	0	2	0	2	-2		L
10/23	vs. BLT	2	1	3	0	2	2	+1		W
10/30	at CLV	2	0	2	0	0	0	+2		W
11/6	at MIA	0	0	0	2	0	2	-2		L
11/13	vs. LA	0	0	0	1	0	1	-1		L
11/27	vs. NE	0	0	0	0	2	2	-2		L
12/5	vs. IND	0	1	1	3	0	3	-2		L
12/11	at SF	0	0	0	1	0	1	-1		W
12/17	vs. MIA	1	0	1	3	1	4	-3		L
<b>TOTAL</b>		<b>7</b>	<b>4</b>	<b>11</b>	<b>21</b>	<b>8</b>	<b>30</b>	<b>-19</b>		<b>4-10</b>

### BIG RUSHING PLAYS (Runs of 10 or more yards)

#### NEW YORK JETS (39)

#### OPPONENTS (47)

9/11 vs. CIN	16 .....	Bilal Powell	12 .....	Jeremy Hill
	16 .....	Bilal Powell	11 .....	Giovani Bernard
	14 .....	Matt Forté		
	13 .....	Matt Forté		
	10 .....	Matt Forté		
9/15 at BUF	12 .....	Matt Forté	24 .....	LeSean McCoy
	10 .....	Ryan Fitzpatrick	15 .....	Tyrod Taylor
	11 .....	Matt Forté	10 .....	Tyrod Taylor
	10 .....	Matt Forté	10 .....	LeSean McCoy
9/25 at KC	12 .....	Ryan Fitzpatrick	17 .....	Spencer Ware
	10 .....	Matt Forté		
	15 .....	Matt Forté	13 .....	Spencer Ware
	13 .....	Bilal Powell	16 .....	Spencer Ware
	12 .....	Bilal Powell	11 .....	Spencer Ware
10/2 vs. SEA	10 .....	Bilal Powell	13 .....	C.J. Spiller
			10 .....	Christine Michael
10/9 at PIT	28 .....	Matt Forté	10 .....	Le'Veon Bell



10/17 at ARZ			58.....David Johnson
			12.....J.J. Nelson
			14.....David Johnson
			12.....Stepfan Taylor
			13.....Andre Ellington
10/23 vs. BLT	30.....Robby Anderson		
	15.....Matt Forté		
	11.....Matt Forté		
10/30 at CLV	18.....Matt Forté	16.....Duke Johnson, Jr.	
	<b>35.....Bilal Powell</b>	16.....Duke Johnson, Jr.	
	20.....Bilal Powell	11.....Isaiah Crowell	
	15.....Matt Forté		
11/6 at MIA	14.....Ryan Fitzpatrick	23.....Damien Williams	
	<b>31.....Matt Forté</b>	12.....Jay Ajayi	
	32.....Matt Forté	12.....Jay Ajayi	
		20.....Jay Ajayi	
		16.....Jay Ajayi	
11/13 vs. LA	28.....Matt Forté	24.....Benny Cunningham	
	14.....Bilal Powell	13.....Todd Gurley	
	15.....Matt Forté	11.....Todd Gurley	
	17.....Bilal Powell		
	23.....Matt Forté		
11/27 vs. NE		10.....LeGarrette Blount	
		15.....Dion Lewis	
		18.....LeGarrette Blount	
		23.....LeGarrette Blount	
12/5 vs. IND		12.....Andrew Luck	
		19.....Frank Gore	
		11.....Josh Ferguson	
12/11 at SF	13.....Robby Anderson	11.....Carlos Hyde	
	10.....Bilal Powell	47.....Carlos Hyde	
	16.....Bilal Powell	13.....Colin Kaepernick	
	11.....Bilal Powell	20.....Carlos Hyde	
	<b>19.....Bilal Powell</b>	43.....Carlos Hyde	
		18.....Carlos Hyde	
		11.....Carlos Hyde	
		25.....Carlos Hyde	
		11.....Shaun Draughn	
12/17 vs. MIA	13.....Bilal Powell	16.....Kenyan Drake	
	11.....Bilal Powell		
	12.....Bilal Powell		

Bold indicates TD





# SUPPLEMENTAL STATS

## BIG PASSING PLAYS (Passes of 20 or more yards)

### NEW YORK JETS (44)

9/11 vs. CIN      24 ..... Matt Forté  
                         23 ..... Quincy Enunwa  
                         22 ..... Eric Decker

9/15 at BUF      37 ..... Brandon Marshall  
                         35 ..... Eric Decker  
                         34 ..... Quincy Enunwa  
                         27 ..... Jalin Marshall  
                         27 ..... Eric Decker  
                         24 ..... Eric Decker  
                         21 ..... Quincy Enunwa  
                         21 ..... Brandon Marshall

9/25 at KC      26 ..... Robby Anderson  
                         31 ..... Eric Decker

10/2 vs. SEA      41 ..... Brandon Marshall

10/9 at PIT

10/17 at ARZ      36 ..... Brandon Marshall  
                         23 ..... Brandon Marshall

10/23 vs. BLT      **69..... Quincy Enunwa**  
                         21 ..... Brandon Marshall  
                         31 ..... Matt Forté  
                         28 ..... Robby Anderson

10/30 at CLV      20 ..... Brandon Marshall  
                         **24..... Quincy Enunwa**  
                         57 ..... Quincy Enunwa  
                         31 ..... Brandon Marshall

11/6 at MIA      20 ..... Jalin Marshall  
                         21 ..... Jalin Marshall  
                         25 ..... Quincy Enunwa  
                         27 ..... Robby Anderson

11/13 vs. LA      20 ..... Jalin Marshall

### OPPONENTS (46)

**54.....A.J. Green**  
54..... C.J. Uzomah  
49..... Brandon LaFell  
32..... A.J. Green  
29..... A.J. Green  
21..... Brandon LaFell

**84.....Marquise Goodwin**  
**71.....Greg Salas**

20..... Chris Conley  
42..... Travis Kelce

27..... Jimmy Graham  
38..... Doug Baldwin  
24..... Jimmy Graham  
20..... Jimmy Graham  
**42..... Tanner McEvoy**  
27..... Paul Richardson

**72.....Sammie Coates**  
22..... Sammie Coates

53..... Mike Wallace  
20..... Kamar Aiken  
29..... Kamar Aiken

32..... Gary Barnidge  
24..... Terrelle Pryor  
35..... Terrelle Pryor  
32..... Duke Johnson, Jr.  
25..... Ricardo Louis  
26..... Duke Johnson, Jr.

24.....Dominique Jones

46.....Kenny Britt  
25.....Kenny Britt  
20..... Tavon Austin



11/27 vs. NE	20 ..... Brandon Marshall	23.....Chris Hogan
	40 ..... Quincy Enunwa	24.....Julian Edelman
	25 .....Robby Anderson	25.....Chris Hogan
	21 .....Quincy Enunwa	
	<b>22..... Quincy Enunwa</b>	
	23 ..... Quincy Enunwa	
12/5 vs. IND	40 ..... Matt Forté	34.....T.Y. Hilton
	<b>40.....Robby Anderson</b>	<b>21 ..... Dwayne Allen</b>
		23.....T.Y. Hilton
		<b>23 ..... Dwayne Allen</b>
		24.....T.Y. Hilton
		21.....Dwayne Allen
12/11 at SF	40 .....Robby Anderson	30.....Blake Bell
	20 .....Brandon Marhsall	27.....Jeremy Kerley
	26 .....Robby Anderson	
12/17 vs. MIA	22 .....Bilal Powell	<b>57 ..... Kenny Stills</b>
	<b>40.....Robby Anderson</b>	31.....Jarvis Landry
	27 ..... Quincy Enunwa	28.....Dion Sims
	28 .....Robby Anderson	<b>66 ..... Jarvis Landry</b>

Bold indicates TD

### OFFENSIVE DRIVE ENGINEERING

	Drives	TD	FG	MFG	BLK FG	Punt	BLK Punt	FMBL	INT	DWNS	SFTY	HLF	GAME	ENDRG	PTS
Jets	160	25	23	0	3	66	1	8	22	3	0	5	2	1	243*
Opp.	159	36	24	4	0	62	0	3	7	7	0	6	10	0	330#

\*NYJ missed two extra points and completed a two-point conversion

#MIA missed an extra point

### GOAL-TO-GO SITUATIONS

	Drives	TD	FG	MFG	BLK FG	Punt	BLK Punt	FMBL	INT	DWNS	SFTY	HLF	GAME	END RG	PTS
Jets	19	9	5	0	1	0	0	1	2	1	0	0	0	0	77*
Opp.	27	18	6	0	0	0	0	1	0	0	0	0	2	0	144#

\*NYJ missed two extra points and completed a two-point conversion

#CLV completed a two-point conversion, MIA missed an extra point

### LONGEST DRIVES

NEW YORK JETS	PLAYS	YARDS	TIME
	15, 2x, last at SF 12/11 (TD)	99, vs. LA 11/13 (TD)	8:33, vs. SEA 10/2 (FG)
OPPONENT	PLAYS	YARDS	TIME
	15, vs. LA 11/13 (FG)	92, 2x, vs. SEA 10/2 (TD)	7:37, at ARZ 10/17 (TD)

### LONGEST SCORING DRIVES

NEW YORK JETS	PLAYS	YARDS	TIME
(FG)	15, at BUF 9/15	79, vs. IND 12/5	8:19, at BUF 9/15
(TD)	15, at SF 12/11	99, vs. LA 11/13	8:23, at SF 12/11
OPPONENT	PLAYS	YARDS	TIME
(FG)	15, vs. LA 11/13	73, vs. LA 11/13	8:15, at KC 9/25
(TD)	14, 3x, last at CLV 10/30	92, 2x, last vs. SEA 10/2	7:37, at ARZ 10/17





## JETS DRIVES THAT PENETRATED THE OPPONENTS' 20-YARD LINE

Opp.	Drives	Scores	Score%	TD	TD%	FG	INT	FUM	Blk FG	Miss FG	DWN	Half	Game	Points
9/11 vs. CIN	5	4	80%	2	40%	2	0	0	1	0	0	0	0	19*
9/15 at BUF	7	7	100%	4	57%	3	0	0	0	0	0	0	0	37
9/25 at KC	4	1	20%	0	0%	1	3	0	0	0	0	0	0	3
10/2 vs. SEA	2	2	100%	1	50%	1	0	0	0	0	0	0	0	10
10/9 at PIT	2	2	100%	1	50%	1	0	0	0	0	0	0	0	10
10/17 at ARZ	2	1	50%	0	0%	1	1	0	0	0	0	0	0	3
10/23 vs. BLT	4	3	75%	2	50%	1	0	1	0	0	0	0	0	17
10/30 at CLV	3	3	100%	2	67%	1	0	0	0	0	0	0	0	17
11/6 at MIA	5	4	80%	1	20%	3	1	0	0	0	0	0	0	16
11/13 vs. LA	1	1	100%	1	100%	0	0	0	0	0	0	0	0	7*
11/27 vs. NE	1	1	100%	1	100%	0	0	0	0	0	0	0	0	7
12/5 vs. IND	1	1	100%	0	0%	1	0	0	0	0	0	0	0	3
12/11 at SF	4	4	100%	2	50%	2	0	0	0	0	0	0	0	21
12/17 vs. MIA	4	1	25%	0	0%	1	1	1	0	0	0	1	0	3
<b>Totals</b>	<b>45</b>	<b>35</b>	<b>77.8%</b>	<b>17</b>	<b>37.8%</b>	<b>18</b>	<b>6</b>	<b>2</b>	<b>1</b>	<b>0</b>	<b>0</b>	<b>1</b>	<b>0</b>	<b>171*</b>

\*NYJ missed two extra point

## OPPONENTS' DRIVES THAT PENETRATED THE JETS' 20-YARD LINE

Opp.	Drives	Scores	Score%	TD	TD%	FG	INT	FUM	Blk FG	Miss FG	DWN	Half	Game	Points
9/11 vs. CIN	3	3	100%	1	33%	2	0	0	0	0	0	0	0	13
9/15 at BUF	1	1	100%	1	100%	0	0	0	0	0	0	0	0	7
9/25 at KC	3	2	67%	1	33%	1	0	1	0	0	0	0	0	10
10/2 vs. SEA	3	3	100%	2	67%	1	0	0	0	0	0	0	0	17
10/9 at PIT	4	3	75%	3	75%	0	0	1	0	0	0	0	0	21
10/17 at ARZ	3	3	100%	3	100%	0	0	0	0	0	0	0	0	21
10/23 vs. BLT	0	0	0%	0	0%	0	0	0	0	0	0	0	0	0
10/30 at CLV	4	4	100%	3	75%	1	0	0	0	0	0	0	0	25
11/6 at MIA	4	3	75%	1	25%	2	0	0	0	0	0	0	1	13
11/13 vs. LA	3	3	100%	0	0%	3	0	0	0	0	0	0	0	9
11/27 vs. NE	5	4	80%	2	40%	2	0	0	0	0	0	0	1	22
12/5 vs. IND	6	4	67%	3	50%	1	0	1	0	0	1	0	0	24
12/11 at SF	2	2	100%	2	100%	0	0	0	0	0	0	0	0	14
12/17 vs. MIA	2	2	100%	2	100%	0	0	0	0	0	0	0	0	13
<b>Totals</b>	<b>43</b>	<b>37</b>	<b>86.0%</b>	<b>24</b>	<b>55.8%</b>	<b>13</b>	<b>0</b>	<b>3</b>	<b>0</b>	<b>0</b>	<b>0</b>	<b>0</b>	<b>1</b>	<b>206*</b>

\*MIA missed an extra point



SCORING BY QUARTER: NEW YORK JETS									OPPONENT					
Date	Opp.	W-L	1ST	2ND	3RD	4TH	OT	Total	1ST	2ND	3RD	4TH	OT	Total
9/11	vs. CIN	L	7	9	0	6	0	22	3	10	7	3	0	23
9/15	at BUF	W	6	14	7	10	0	37	7	3	14	7	0	31
9/25	at KC	L	0	3	0	0	0	3	7	10	0	7	0	24
10/2	vs. SEA	L	3	7	0	7	0	17	0	14	3	10	0	27
10/9	at PIT	L	3	10	0	0	0	13	7	7	3	14	0	31
10/17	at ARZ	L	0	3	0	0	0	3	7	7	7	7	0	28
10/23	vs. BLT	W	7	7	10	0	0	24	10	6	0	0	0	16
10/30	at CLV	W	0	7	14	10	0	31	10	10	0	8	0	28
11/6	at MIA	L	10	3	0	10	0	23	7	7	6	7	0	27
11/13	vs. LA	L	0	6	0	0	0	6	3	0	3	3	0	9
11/27	vs. NE	L	3	7	0	7	0	17	0	10	3	9	0	22
12/5	vs. IND	L	0	3	0	7	0	10	14	10	10	7	0	41
12/11	at SF	W	0	3	3	11	6	23	14	3	0	0	0	17
12/15	vs. MIA	L	7	3	0	3	0	13	0	13	21	0	0	34
Totals		4-10	46	85	34	71	6	242	89	110	77	82	0	358

2016 BALL POSSESSION AND DRIVE CHART																
CINCINNATI BENGALS 23 at NEW YORK JETS 22 (09/11/16)																
CINCINNATI BENGALS Possession: 25:07 Average Start: CIN 26								NEW YORK JETS Possession: 34:53 Average Start: NYJ 34								
Begin	Time	Plays	Yards	Pen	Net	Last	Result	Begin	Time	Plays	Yards	Pen	Net	Last	Result	
CIN 25	2:31	3	8	-5	3	CIN 28	Punt	NYJ 22	4:49	10	64	14	78	*CIN 3	TD	
CIN 21	1:38	4	10	0	10	CIN 31	INT	CIN 35	2:20	7	26	5	31	*CIN 4	Missed FG	
CIN 20	2:13	6	65	0	65	*NYJ 15	FG	NYJ 23	2:55	5	26	-10	16	NYJ 39	Punt	
CIN 22	2:11	4	78	0	78	CIN 46	TD	CIN 39	1:45	5	24	15	39	*CIN 15	TD	
CIN 25	1:37	3	-10	0	-10	CIN 15	Punt	NYJ 45	4:42	9	28	0	28	CIN 27	FG	
CIN 15	3:19	12	57	25	82	*NYJ 3	FG									
CIN 36	1:56	3	0	-5	-5	CIN 31	Punt	NYJ 11	3:11	5	12	0	12	NYJ 23	Punt	
CIN 8	4:09	9	92	0	92	*NYJ 12	TD	NYJ 16	2:35	5	23	0	23	NYJ 39	Punt	
CIN 25	2:24	6	41	0	41	NYJ 34	Missed FG	NYJ 25	6:43	12	73	0	73	*CIN 2	FG	
CIN 16	2:29	9	40	15	55	NYJ 29	FG	NYJ 42	5:39	9	62	-10	52	*CIN 6	FG	
NYJ 25	0:40	1	0	0	0	NYJ 25	End of Game	NYJ 25	0:14	3	0	0	0	NYJ 25	INT	

\*Redzone Possession | **Bold = Scoring Drive**





# SUPPLEMENTAL STATS

## NEW YORK JETS 37 at BUFFALO BILLS 31 (09/15/16)

NEW YORK JETS				Possession: 39:12				Average Start: 25		BUFFALO BILLS				Possession: 20:48				Average Start: 26	
Begin	Time	Plays	Yards	Pen	Net	Last	Result	Begin	Time	Plays	Yards	Pen	Net	Last	Result				
NYJ 25	8:19	15	65	0	65	*BUF 10	FG	BUF 18	1:25	3	82	0	82	BUF 16	TD				
NYJ 14	5:16	9	49	26	75	*BUF 11	FG												
-----																			
NYJ 34	2:15	6	62	4	66	*BUF 1	TD	BUF 26	1:38	3	7	0	7	BUF 33	Punt				
NYJ 23	3:54	7	82	-5	77	*BUF 5	TD	BUF 25	3:20	6	32	-20	12	BUF 37	Punt				
NYJ 10	0:05	1	-1	0	-1	NYJ 10	End of Half	BUF 25	3:48	13	54	0	54	NYJ 21	FG				
-----																			
NYJ 20	2:54	5	15	0	15	NYJ 33	Fumble	BUF 25	0:51	3	75	0	75	BUF 29	TD				
NYJ 27	1:42	3	11	-10	1	NYJ 28	Punt	BUF 33	0:54	3	6	0	6	BUF 39	Punt				
NYJ 16	6:27	12	80	4	84	*BUF 3	TD												
-----																			
NYJ 13	4:12	8	69	0	69	*BUF 18	FG	BUF 47	2:20	4	6	5	11	NYJ 42	INT				
NYJ 44	3:01	5	56	0	56	*BUF 12	TD	BUF 22	3:37	5	28	5	33	NYJ 45	Downs				
NYJ 45	1:07	3	5	0	5	50	Punt	BUF 25	2:45	10	75	0	75	*NYJ 18	TD				
								BUF 15	0:10	1	28	0	28	BUF 15	End of Game				

\*Redzone Possession | **Bold = Scoring Drive**

## NEW YORK JETS 3 at Kansas City Chiefs 24 (09/25/16)

NEW YORK JETS								KANSAS CITY CHIEFS							
Possession: 27:55								Possession: 32:05							
				Average Start: 30								Average Start: 27			
Begin	Time	Plays	Yards	Pen	Net	Last	Result	Begin	Time	Plays	Yards	Pen	Net	Last	Result
NYJ 39	2:48	5	19	0	19	KC 42	PUNT	KC 17	7:03	11	50	-5	45	NYJ 38	PUNT
NYJ 1	2:45	6	21	0	21	NYJ 22	INT	NYJ 35	2:11	4	35	0	35	*NYJ 12	TD
-----															
NYJ 25	2:03	5	28	-5	23	NYJ 39	FUMBLE	KC 47	6:59	14	44	0	44	*NYJ 9	FG
	0:09	0	0	0	0		FUMBLE	KC 16	2:06	7	11	5	16	KC 40	End of Half
NYJ 44	3:56	9	46	0	46	*KC 10	FG								
-----															
NYJ 8	2:21	4	23	0	23	NYJ 31	PUNT	KC 9	3:25	6	47	-5	42	NYJ 49	PUNT
NYJ 20	5:31	11	56	19	75	*KC 5	INT	KC 37	2:13	4	62	0	62	*NYJ 6	FUMBLE
-----															
NYJ 39	4:05	10	45	10	55	*KC 6	INT	KC 20	4:09	8	41	0	41	NYJ 39	DOWNNS
NYJ 29	2:01	10	31	0	31	KC 40	INT	KC 20	1:37	3	3	0	3	KC 23	PUNT
NYJ 41	0:42	2	8	0	8	NYJ 49	INT	KC 22	0:28	3	3	0	-3	KC 25	PUNT
KC 45	1:34	5	28	0	28	*KC 17	INT	KC 20	1:54	3	3	0	-3	KC 18	End of Game

\*Redzone Possession | **Bold = Scoring Drive**



Seattle Seahawks 27 at NEW YORK JETS 17 (10/02/2016)																
SEATTLE SEAHAWKS								NEW YORK JETS								
				Possession: 30:45				Average Start: SEA 33				Possession: 29:15				Average Start: NYJ 20
Begin	Time	Plays	Yards	Pen	Net	Last	Result	Begin	Time	Plays	Yards	Pen	Net	Last	Result	
SEA 25	3:22	6	34	0	34	NYJ 41	PUNT	NYJ 22	8:33	14	62	0	62	*SEA 16	FG	
								NYJ 10	2:59	6	54	-5	49	SEA 41	PUNT	
SEA 8	3:32	7	92	0	92	*NYJ 8	TD	NYJ 25	3:52	7	33	-10	23	NYJ 48	PUNT	
SEA 15	3:58	7	90	-5	85	NYJ 42	TD	NYJ 25	3:31	10	80	-5	75	*SEA 17	TD	
SEA 30	0:13	1	-1	0	-1	SEA 30	End of Half									
SEA 22	4:08	6	14	0	14	SEA 36	PUNT	NYJ 8	3:09	6	7	0	7	NYJ 15	PUNT	
SEA 45	3:30	9	41	0	41	*NYJ 14	FG	NYJ 25	1:44	4	-4	22	18	NYJ 43	PUNT	
SEA 9	1:32	3	7	0	7	SEA 16	PUNT									
SEA 39	2:07	4	61	0	61	*NYJ 6	TD	NYJ 36	1:30	3	21	-10	11	NYJ 47	INT	
SEA 25	5:23	10	27	5	32	NYJ 43	PUNT	NYJ 25	1:08	3	5	0	5	NYJ 30	PUNT	
NYJ 20	1:38	4	-15	0	-15	NYJ 35	FG	NYJ 9	0:07	1	0	0	0	NYJ 9	INT	
SEA 47	0:34	3	6	0	6	NYJ 47	PUNT	NYJ 25	1:49	7	75	0	75	SEA 45	TD	
SEA 48	0:48	2	-2	0	-2	SEA 47	END OF GAME	NYJ 13	0:53	5	17	0	17	NYJ 30	INT	

\*Redzone Possession | **Bold** = Scoring Drive

NEW YORK JETS 13 at Pittsburgh Steelers 31 (10/09/16)																
NEW YORK JETS								PITTSBURGH STEELERS								
				Possession: 28:10				Average Start: 21				Possession: 31:50				Average Start: 32
Begin	Time	Plays	Yards	Pen	Net	Last	Result	Begin	Time	Plays	Yards	Pen	Net	Last	Result	
NYJ 25	3:15	8	58	0	58	*PIT 17	FG	PIT 25	1:29	3	75	0	75	PIT 28	TD	
NYJ 25	4:15	8	33	0	33	PIT 42	PUNT	PIT 20	5:14	8	35	-10	25	PIT 45	PUNT	
NYJ 11	4:40	9	59	0	59	PIT 30	FG	PIT 22	5:13	10	43	4	47	NYJ 28	Downs	
NYJ 31	3:48	7	69	0	69	*PIT 15	TD	PIT 25	1:25	11	73	2	75	*NYJ 1	TD	
NYJ 25	0:41	1	-3	0	-3	NYJ 25	End of Half									
NYJ 13	1:13	3	-1	0	-1	NYJ 12	PUNT	PIT 25	2:26	5	19	0	19	PIT 44	PUNT	
NYJ 13	4:03	8	37	0	37	PIT 50	PUNT	NYJ 31	0:58	4	2	0	2	NYJ 29	FG	
								PIT 34	0:55	3	1	0	1	PIT 35	PUNT	
NYJ 20	1:54	3	9	0	9	NYJ 29	PUNT	PIT 20	4:12	9	76	4	80	*NYJ 5	TD	
NYJ 19	2:07	4	27	0	27	NYJ 46	PUNT	PIT 38	3:25	6	40	0	40	*NYJ 14	FUMBLE	
NYJ 25	0:56	4	27	0	27	NYJ 46	DOWNS	PIT 21	5:43	12	71	8	79	*NYJ 5	TD	
						NYJ 44		0:50	2	-2	0	-2	NYJ 45		End of Game	

\*Redzone Possession | **Bold** = Scoring Drive





# SUPPLEMENTAL STATS

## NEW YORK JETS 3 at Arizona Cardinals 28 (10/17/16)

NEW YORK JETS								PITTSBURGH STEELERS							
Possession: 23:58								Possession: 36:02							
Average Start: 21								Average Start: 26							
Begin	Time	Plays	Yards	Pen	Net	Last	Result	Begin	Time	Plays	Yards	Pen	Net	Last	Result
NYJ 9	2:09	3	3	0	3	NYJ 12	PUNT	ARZ 25	2:48	5	19	0	19	ARZ 44	PUNT
NYJ 25	2:33	4	18	-10	8	NYJ 33	PUNT	<b>ARZ 42</b>	<b>0:12</b>	<b>1</b>	<b>58</b>	<b>0</b>	<b>58</b>	<b>ARZ 42</b>	<b>TD</b>
NYJ 12	1:40	3	4	0	4	NYJ 16	PUNT	ARZ 24	3:48	6	15	15	30	NYJ 46	PUNT
								ARZ 32	1:33	3	6	0	6	ARZ 38	PUNT
<b>NYJ 21</b>	<b>3:11</b>	<b>7</b>	<b>54</b>	<b>4</b>	<b>58</b>	<b>*ARZ 21</b>	<b>FG</b>	<b>ARZ 25</b>	<b>5:23</b>	<b>11</b>	<b>56</b>	<b>19</b>	<b>75</b>	<b>*NYJ 2</b>	<b>TD</b>
NYJ 25	1:04	3	1	0	1	NYJ 26	PUNT	ARZ 37	1:33	3	5	0	6	ARZ 42	PUNT
NYJ 22	1:25	3	9	0	9	NYJ 31	PUNT	ARZ 10	1:18	5	33	-5	28	ARZ 38	PUNT
NYJ 20	1:19	6	41	-5	36	ARZ 44	PUNT	ARZ 7	0:04	1	-1	0	1	ARZ 7	End of Half
NYJ 25	1:59	3	6	0	6	NYJ 31	PUNT	<b>ARZ 32</b>	<b>7:37</b>	<b>14</b>	<b>74</b>	<b>-6</b>	<b>68</b>	<b>*NYJ 2</b>	<b>TD</b>
NYJ 25	1:18	3	9	0	9	NYJ 34	PUNT								
NYJ 25	4:38	12	66	-5	61	*ARZ 14	INT								
NYJ 25	4:00	9	28	0	28	ARZ 47	INT	<b>ARZ 11</b>	<b>7:26</b>	<b>14</b>	<b>89</b>	<b>0</b>	<b>89</b>	<b>*NYJ 9</b>	<b>TD</b>
								ARZ 38	4:20	7	38	0	38	NYJ 23	End of Game

\*Redzone Possession | **Bold = Scoring Drive**

## BALTIMORE RAVENS 16 at NEW YORK JETS 24 (10/23/16)

BALTIMORE RAVENS								NEW YORK JETS							
Possession: 23:23								Possession: 36:37							
Average Start: BLT 25								Average Start: NYJ 37							
Begin	Time	Plays	Yards	Pen	Net	Last	Result	Begin	Time	Plays	Yards	Pen	Net	Last	Result
BLT 25	2:20	5	11	0	11	BLT 36	PUNT	NYJ 9	3:03	7	-2	0	-2	NYJ 29	FUMBLE
<b>BLT 10</b>	<b>2:03</b>	<b>5</b>	<b>59</b>	<b>0</b>	<b>59</b>	<b>NYJ 31</b>	<b>FG</b>	NYJ 25	3:07	6	23	0	23	NYJ 48	PUNT
								<b>NYJ 24</b>	<b>3:15</b>	<b>5</b>	<b>76</b>	<b>0</b>	<b>76</b>	<b>NYJ 31</b>	<b>TD</b>
<b>BLT 25</b>	<b>4:15</b>	<b>11</b>	<b>44</b>	<b>0</b>	<b>44</b>	<b>NYJ 31</b>	<b>FG</b>	NYJ 16	4:07	6	13	0	13	NYJ 29	PUNT
BLT 34	3:16	4	39	-15	24	NYJ 42	PUNT	<b>NYJ 15</b>	<b>2:49</b>	<b>7</b>	<b>85</b>	<b>0</b>	<b>85</b>	<b>*BLT 13</b>	<b>TD</b>
<b>BLT 25</b>	<b>1:45</b>	<b>8</b>	<b>50</b>	<b>0</b>	<b>50</b>	<b>NYJ 25</b>	<b>FG</b>								
BLT 28	1:53	4	15	0	15	BLT 43	PUNT	NYJ 25	3:42	5	30	0	30	BLT 45	PUNT
BLT 42	0:49	2	-3	0	-3	BLT 39	INT	NYJ 2	1:33	3	8	0	8	NYJ 10	PUNT
BLT 25	0:57	3	0	0	0	BLT 25	INT	<b>BLT 3</b>	<b>2:03</b>	<b>4</b>	<b>4</b>	<b>-5</b>	<b>-1</b>	<b>*BLT 4</b>	<b>FG</b>
								BLT 24	2:17	4	21	0	21	*BLT 6	FUMBLE
								<b>BLT 5</b>	<b>0:50</b>	<b>3</b>	<b>5</b>	<b>0</b>	<b>5</b>	<b>*BLT 1</b>	<b>TD</b>
BLT 25	1:11	3	5	0	5	BLT 30	PUNT	NYJ 27	3:34	5	21	5	26	BLT 47	PUNT
BLT 15	1:22	3	0	0	0	BLT 15	PUNT	NYJ 28	2:12	3	1	0	1	NYJ 29	PUNT
BLT 19	1:23	3	-1	0	-1	BLT 18	PUNT	NYJ 32	3:10	7	35	0	35	BLT 33	BLOCKED FG
BLT 30	2:09	9	26	0	26	NYJ 44	Downs	NYJ 44	0:55	3	2	-5	-3	NYJ 42	End of Game

\*Redzone Possession | **Bold = Scoring Drive**



NEW YORK JETS 31 at CLEVELAND BROWNS 28 (10/30/16)																
NEW YORK JETS								CLEVELAND BROWNS								
Possession: 33:41						Average Start: 31		Possession: 26:19						Average Start: 22		
Begin	Time	Plays	Yards	Pen	Net	Last	Result	Begin	Time	Plays	Yards	Pen	Net	Last	Result	
NYJ 25	2:14	3	9	0	9	NYJ 34	PUNT	CLV 25	3:15	8	75	0	75	*NYJ 5	TD	
NYJ 40	1:09	3	-2	0	-2	NYJ 38	PUNT	CLV 13	1:29	3	6	0	6	CLV 19	PUNT	
								CLV 18	3:42	8	59	0	59	NYJ 23	FG	
NYJ 13	5:27	12	82	5	87	CLV 35	TD	CLV 25	1:04	3	4	0	4	CLV 29	Punt	
NYJ 34	1:01	3	-4	0	-4	NYJ 30	PUNT	CLV 28	1:56	6	23	0	23	NYJ 49	Punt	
NYJ 15	2:12	4	21	0	21	NYJ 36	PUNT	CLV 30	4:40	6	58	12	70	*NYJ 1	TD	
NYJ 25	0:26	3	0	0	0	NYJ 25	PUNT	CLV 42	1:25	6	49	0	49	*NYJ 9	FG	
NYJ 22	6:45	12	78	0	78	CLV 24	TD	CLV 25	3:01	7	38	0	38	NYJ 37	PUNT	
NYJ 16	3:03	8	84	0	84	*CLV 4	TD	CLV 19	1:06	3	3	0	3	CLV 22	PUNT	
NYJ 19	6:27	13	81	0	81	*CLV 2	TD	CLV 25	0:35	2	5	0	5	CLV 30	INT	
NYJ 24	3:36	6	42	-15	27	CLV 49	PUNT	CLV 1	0:14	3	0	5	5	CLV 6	INT	
CLV 8	1:09	4	2	0	2	*CLV 6	FG	CLV 16	3:52	14	84	0	84	*NYJ 1	TD	
NYJ 44	0:12	1	0	0	0	NYJ 44	End of Game									

\*Redzone Possession | **Bold = Scoring Drive**

NEW YORK JETS 23 at MIAMI DOLPHINS 28 (11/6/16)																
NEW YORK JETS								MIAMI DOLPHINS								
Possession: 29:38						Average Start: 28		Possession: 30:22						Average Start: 35		
Begin	Time	Plays	Yards	Pen	Net	Last	Result	Begin	Time	Plays	Yards	Pen	Net	Last	Result	
NYJ 25	6:34	13	65	5	70	*MIA 5	FG	MIA 25	3:30	6	40	35	75	NYJ 20	TD	
NYJ 25	4:21	8	60	15	75	MIA 31	TD									
NYJ 22	4:56	9	80	-5	75	*MIA 3	FG	MIA 25	5:19	11	75	0	75	*NYJ 1	TD	
NYJ 11	0:48	3	2	0	9	NYJ 13	PUNT	MIA 28	3:13	6	12	15	27	NYJ 45	PUNT	
								MIA 36	1:19	5	8	0	8	NYJ 44	End of Half	
NYJ 27	1:30	3	9	0	9	NYJ 36	PUNT	MIA 25	3:29	6	11	0	11	MIA 36	PUNT	
NYJ 25	0:08	1	0	0	0	NYJ 25	INT	MIA 29	4:53	10	51	5	56	*NYJ 15	FG	
								NYJ 14	1:38	4	8	-5	3	*NYJ 11	FG	
NYJ 23	5:32	9	47	20	67	*MIA 10	FG	MIA 27	2:32	6	24	0	24	NYJ 49	PUNT	
NYJ 10	3:18	6	53	26	79	*MIA 11	INT	MIA 20	1:08	4	-2	0	-2	MIA 24	DOWN	
MIA 18	0:10	2	18	0	18	*MIA 18	TD		0:27	0	0	0	0		TD	
NYJ 25	2:21	3	-4	0	-4	NYJ 21	PUNT	MIA 46	2:54	6	41	2	43	*NYJ 10	END OF GAME	

\*Redzone Possession | **Bold = Scoring Drive**





# SUPPLEMENTAL STATS

## LOS ANGELES RAMS 9 at NEW YORK JETS 6 (11/13/16)

LOS ANGELES RAMS								NEW YORK JETS							
Possession: 34:29				Average Start: LA 28				Possession: 25:31				Average Start: NYJ 18			
Begin	Time	Plays	Yards	Pen	Net	Last	Result	Begin	Time	Plays	Yards	Pen	Net	Last	Result
LA 25	5:23	12	73	0	73	*NYJ 2	FG	NYJ 19	2:23	3	14	-5	9	NYJ 28	PUNT
LA 32	5:33	9	30	-5	25	NYJ 43	PUNT								
LA 16	2:52	4	42	-5	37	NYJ 47	PUNT	NYJ 1	4:06	9	99	0	99	*LA 4	TD
LA 18	1:36	3	-1	0	-1	LA 17	PUNT	NYJ 14	4:34	8	21	5	26	NYJ 40	PUNT
LA 20	0:23	3	4	0	4	LA 24	PUNT	NYJ 10	2:37	6	17	5	22	NYJ 32	PUNT
								NYJ 31	0:33	5	42	-11	31	NYJ 45	End of Half
LA 29	1:23	3	7	0	7	LA 36	PUNT	NYJ 25	1:27	3	2	0	2	NYJ 27	PUNT
LA 25	8:15	15	65	-10	55	*NYJ 20	FG	NYJ 5	3:35	6	39	0	39	NYJ 44	PUNT
LA 8	1:21	3	9	0	9	LA 17	PUNT	NYJ 27	2:16	5	18	15	33	LA 40	PUNT
LA 48	4:00	10	36	0	36	*NYJ 16	FG	NYJ 15	0:51	3	2	0	2	NYJ 17	PUNT
LA 20	1:51	5	18	-10	8	LA 28	PUNT	NYJ 25	2:06	6	23	0	23	NYJ 48	PUNT
NYJ 37	1:52	3	-3	0	-3	NYJ 39	End of Game	NYJ 23	1:03	4	19	0	19	NYJ 42	INT

\*Redzone Possession | Bold = Scoring Drive

## NEW ENGLAND PATRIOTS 22 at NEW YORK JETS 17 (11/27/16)

NEW ENGLAND PATRIOTS								NEW YORK JETS							
Possession: 30:36				Average Start: NE 32				Possession: 29:24				Average Start: NYJ 22			
Begin	Time	Plays	Yards	Pen	Net	Last	Result	Begin	Time	Plays	Yards	Pen	Net	Last	Result
NE 20	1:17	3	9	0	9	NE 29	PUNT	NYJ 26	3:14	8	41	0	41	NE 33	FG
NE 25	1:41	4	13	0	13	NE 38	PUNT	NYJ 13	1:54	3	9	0	9	NYJ 22	PUNT
NE 34	2:12	5	13	0	13	NE 47	PUNT								
NE 25	4:11	10	34	31	65	*NYJ 10	FG	NYJ 21	4:46	9	79	0	79	*NE 1	TD
	50	3:17	7	50	0	50	*NYJ 4	TD	NYJ 24	0:59	2	26	0	26	NYJ 25
NE 46	1:56	6	33	0	33	NYJ 21	MISSED FG	NYJ 21	4:31	9	38	5	43	NE 36	BLOCKED FG
								NYJ 29	0:02	1	-1	0	-1	NYJ 29	End of Half
NE 31	5:21	12	53	5	58	*NYJ 11	FG	NYJ 25	2:05	3	12	-10	2	NYJ 27	PUNT
								NYJ 25	5:10	9	22	0	22	NYJ 47	PUNT
NE 12	2:35	5	9	5	14	NE 26	PUNT	NYJ 27	4:32	8	73	0	73	NE 22	TD
NE 25	3:15	8	53	0	53	NYJ 22	FG	NYJ 8	1:58	4	29	-7	22	NYJ 30	PUNT
NE 17	3:08	9	83	0	83	*NYJ 8	TD	NYJ 25	0:13	2	5	0	5	NYJ 30	FUMBLE
	NYJ 34	1:43	6	27	0	27	*NYJ 6	End of Game							

\*Redzone Possession | Bold = Scoring Drive



INDIANAPOLIS COLTS 41 at NEW YORK JETS 10 (12/5/16)																
INDIANAPOLIS COLTS		Possession: 38:24			Average Start: IND 44			NEW YORK JETS		Possession: 21:36			Average Start: NYJ 18			
Begin	Time	Plays	Yards	Pen	Net	Last	Result	Begin	Time	Plays	Yards	Pen	Net	Last	Result	
IND 49	3:33	7	42	9	51	*NYJ 7	TD	NYJ 11	1:04	3	0	0	0	NYJ 11	PUNT	
IND 31	1:47	4	69	0	69	NYJ 21	TD	NYJ 25	0:51	3	6	0	6	NYJ 31	PUNT	
IND 20	4:53	8	33	0	33	NYJ 47	PUNT	NYJ 21	2:52	4	23	0	23	NYJ 44	PUNT	
IND 25	2:15	6	40	0	40	NYJ 35	FG	NYJ 3	4:29	10	79	-2	77	*IND 20	FG	
IND 30	5:20	9	70	0	70	NYJ 23	TD	NYJ 30	1:38	3	4	0	4	NYJ 34	PUNT	
IND 46	0:15	1	14	39	53	*NYJ 15	FUMBLE	NYJ 25	0:34	2	4	0	4	NYJ 29	INT	
								NYJ 20	0:29	1	-1	0	-1	NYJ 20	End of Half	
IND 25	6:06	11	75	0	75	*NYJ 3	TD	NYJ 16	2:35	7	21	0	21	NYJ 37	PUNT	
IND 39	5:11	10	43	0	43	*NYJ 18	FG	NYJ 20	0:54	2	7	0	7	NYJ 27	INT	
NYJ 6	0:20	2	6	0	6	*NYJ 5	TD	NYJ 25	3:35	11	75	0	75	IND 40	TD	
IND 28	2:18	3	7	0	7	IND 35	PUNT	NYJ 14	2:29	6	32	-5	27	NYJ 41	DOWNES	
NYJ 41	4:45	8	25	7	32	*NYJ 20	DOWNES	NYJ 10	0:06	1	0	0	0	NYJ 10	INT	
NYJ 22	1:41	3	-3	0	-3	NYJ 24	ENDOFGAME									

\*Redzone Possession | Bold = Scoring Drive

NEW YORK JETS 23 at SAN FRANCISCO 49ERS 17 (11/6/16)																
NEW YORK JETS		Possession: 41:55			Average Start: 28			SANFRANCISCO49ERS		Possession: 24:30			Average Start: 29			
Begin	Time	Plays	Yards	Pen	Net	Last	Result	Begin	Time	Plays	Yards	Pen	Net	Last	Result	
NYJ 12	0:56	2	2	0	2	NYJ 14	INT	NYJ 7	0:07	1	7	0	7	NYJ 7	TD	
NYJ 40	1:23	3	6	0	6	NYJ 46	PUNT	SF 19	1:49	4	81	0	81	*NYJ 4	TD	
NYJ 24	2:19	3	2	0	2	NYJ 26	PUNT	SF 30	2:49	6	39	5	44	NYJ 26	MISSED FG	
NYJ 34	3:39	5	21	0	21	SF 45	PUNT									
NYJ 38	5:53	11	44	0	44	*SF 18	FG	SF 12	3:37	8	58	0	58	NYJ 30	MISSED FG	
NYJ 25	1:22	3	2	-5	-3	NYJ 22	PUNT	SF 25	1:43	5	46	0	46	NYJ 29	FG	
NYJ 6	1:15	6	41	0	41	NYJ 47	PUNT	SF 41	2:16	4	16	-5	11	NYJ 48	PUNT	
								SF 11	0:52	5	32	0	32	SF 32	ENDOFHALF	
NYJ 24	7:25	13	69	-5	64	*SF 12	FG	SF 25	1:07	3	5	0	5	SF 30	PUNT	
NYJ 21	2:49	6	34	-10	24	NYJ 45	PUNT	SF 25	3:18	6	17	0	17	SF 42	PUNT	
NYJ 34	8:23	15	66	0	6	*SF 5	TD	SF 19	1:54	3	12	-5	7	SF 26	PUNT	
NYJ 35	1:57	8	38	-5	33	SF 32	FG	SF 25	2:29	4	10	-10	0	SF 25	PUNT	
NYJ 32	0:18	3	11	0	11	NYJ 35	ENDOFREG	SF 25	0:20	3	3	0	3	SF 28	PUNT	
NYJ 37	4:16	6	68	-5	63	*SF 19	TD	SF 25	2:09	6	38	0	38	NYJ 37	DOWNES	

\*Redzone Possession | Bold = Scoring Drive





# SUPPLEMENTAL STATS

## MIAMI DOLPHINS 34 at NEW YORK JETS 16 (12/17/16)

MIAMI DOLPHINS			Possession: 27:28				Average Start: MIA 28		NEW YORK JETS			Possession: 32:32				Average Start: NYJ 31		
Begin	Time	Plays	Yards	Pen	Net	Last	Result	Begin	Time	Plays	Yards	Pen	Net	Last	Result			
MIA 9	2:59	5	12	0	12	MIA 21	PUNT	NYJ 25	3:28	7	70	5	75	MIA 40	TD			
MIA 25	1:34	3	4	0	4	MIA 29	PUNT	NYJ 46	4:18	7	24	5	29	*MIA 14	FUMBLE			
								NYJ 25	2:21	3	6	-10	-4	NYJ 21	PUNT			
MIA 48	4:23	8	52	0	52	*NYJ 1	TD	NYJ 25	2:53	6	48	0	48	MIA 27	INT			
MIA 36	1:42	3	3	0	3	MIA 39	PUNT	NYJ 32	2:33	5	16	5	21	MIA 47	DOWNS			
MIA 47	1:51	3	58	-5	53	MIA 48	TD	NYJ 22	1:40	11	58	-10	48	MIA 30	FG			
MIA 35	0:18	1	0	12	12	NYJ 43	END OF HALF											
MIA 21	2:16	5	18	0	18	MIA 39	INT	NYJ 30	2:14	4	11	0	11	NYJ 41	BLOCKED PUNT			
MIA 40	2:32	5	60	0	60	*NYJ 1	TD	NYJ 19	0:15	1	0	0	0	NYJ 19	INT			
MIA 34	0:10	1	66	0	66	MIA 34	TD	NYJ 20	1:07	3	4	0	4	NYJ 24	PUNT			
MIA 17	2:24	3	2	-5	-3	MIA 14	PUNT	NYJ 25	1:44	4	14	15	29	MIA 46	PUNT			
MIA 5	2:35	3	14	-5	9	MIA 14	PUNT	NYJ 43	4:52	9	52	0	52	*MIA 5	DOWNS			
MIA 13	4:44	6	16	0	16	MIA 29	PUNT	NYJ 45	4:08	9	37	0	37	*MIA 18	FG			
								MIA 48	0:59	5	17	15	32	*MIA 16	INT			

\*Redzone Possession | **Bold = Scoring Drive**

### GAME-BY-GAME THIRD DOWNS:

DATE	OPPONENT	NEW YORK JETS			OPPONENTS		
		MADE	ATT	PCT	MADE	ATT	PCT
9/11	vs. CIN	4	12	33%	3	11	33%
9/15	at BUF	8	13	62%	3	10	30%
9/25	at KC	7	14	50%	7	15	47%
10/2	vs. SEA	7	15	47%	3	10	30%
10/9	at PIT	2	11	18%	5	10	50%
10/17	at ARZ	2	13	15%	6	11	55%
10/23	vs. BLT	6	16	38%	3	14	21%
10/30	at CLV	7	15	47%	8	16	50%
11/6	at MIA	3	10	27%	5	11	45%
11/13	vs. LA	4	12	33%	6	17	35%
11/27	vs. NE	5	11	45%	4	14	29%
12/5	vs. IND	3	11	27%	7	13	54%
12/11	at SF	8	18	44%	2	12	17%
12/17	VS. MIA	5	15	33%	5	12	42%
<b>TOTAL</b>		<b>71</b>	<b>186</b>	<b>38.2%</b>	<b>67</b>	<b>176</b>	<b>38.1%</b>



GAME-BY-GAME FOURTH DOWNS:			NEW YORK JETS			OPPONENTS		
DATE	OPPONENT	MADE	ATT	PCT	MADE	ATT	PCT	
9/11	vs. CIN	0	0	-	0	0	-	
9/15	at BUF	0	0	-	1	2	50%	
9/25	at KC	1	2	50%	0	1	50%	
10/2	vs. SEA	1	1	100%	0	0	-	
10/9	at PIT	0	1	0%	0	1	0%	
10/17	at ARZ	1	2	50%	0	0	-	
10/23	vs. BLT	0	1	0%	0	1	0%	
10/30	at CLV	1	1	100%	0	0	-	
11/6	at MIA	0	0	-	0	1	0%	
11/13	vs. LA	0	0	-	0	0	-	
11/27	vs. NE	0	0	-	1	1	100%	
12/5	vs. IND	1	2	50%	0	1	0%	
12/11	at SF	1	1	100%	0	1	0%	
12/15	vs. MIA	0	3	0%	0	0	-	
TOTAL		6	14	42.9%	2	9	22.2%	

GAME-BY-GAME OFFENSIVE STARTERS											
Game	QB	RB	TE	TE	WR	WR	LT	LG	C	RG	RT
9/11 vs. CIN	Fitzpatrick	Forté	Enunwa (WR)	Davis	Decker	Marshall	Clady	Carpenter	Mangold	Winters	Ijalana
9/15 at BUF	Fitzpatrick	Forté	Bostick	Davis	Decker	Marshall	Clady	Carpenter	Mangold	Winters	Qvale
9/25 at KC	Fitzpatrick	Forté	Enunwa (WR)	J.Marshall (WR)	Decker	Marshall	Clady	Carpenter	Mangold	Winters	Ijalana
10/2 vs. SEA	Fitzpatrick	Forté	Anderson (WR)	K. Davis	Enunwa	Marshall	Clady	Carpenter	Mangold	Winters	Qvale
10/9 at PIT	Fitzpatrick	Forté	Anderson (WR)	K. Davis	Enunwa	Marshall	Clady	Carpenter	Mangold	Qvale	Ijalana
10/17 at ARZ	Fitzpatrick	Forté	Anderson (WR)	K. Davis	Enunwa	Marshall	Clady	Carpenter	Mangold	Winters	Ijalana
10/23 vs. BLT	Smith	Forté	Bostick	K. Davis	Anderson	Marshall	Clady	Carpenter	Mangold	Winters	Ijalana
10/30 at CLV	Fitzpatrick	Forté	Bostick	K. Davis	Anderson	Marshall	Clady	Carpenter	Johnson	Winters	Giacomini
11/6 at MIA	Fitzpatrick	Forté	Anderson (WR)	C. Peake (WR)	Enunwa	Marshall	Ijalana	Carpenter	Johnson	Winters	Giacomini
11/13 vs. LA	Petty	Forté	Bostick	Tomlinson	Enunwa	Marshall	Ijalana	Carpenter	Johnson	Winters	Giacomini
11/27 vs. NE	Fitzpatrick	Forté	Anderson (WR)	Powell (WR)	Enunwa	Marshall	Ijalana	Carpenter	Johnson	Winters	Giacomini
12/5 vs. IND	Fitzpatrick	Forté	Bostick	Tomlinson	Enunwa	Marshall	Ijalana	Carpenter	Mangold	Winters	Giacomini
12/11 at SF	Petty	Forté	Tomlinson	Seferian-Jenkins	Enunwa	Marshall	Ijalana	Carpenter	Johnson	Winters	Qvale
12/15 vs. MIA	Petty	Powell	Seferian-Jenkins	Anderson (WR)	Enunwa	Marshall	Ijalana	Carpenter	Johnson	Winters	Shell

GAME-BY-GAME DEFENSIVE STARTERS											
Game	DL	DL	DL	DL/OLB	ILB	ILB	OLB	CB	CB	S	S
9/11 vs. CIN	Wilkerson	McLendon	L. Williams	Thomas	Harris	Henderson	Catapano	Revis	Skrine	Pryor	Gilchrist
9/15 at BUF	Wilkerson	McLendon	L. Williams	Richardson	Harris	Lee	M.Williams(CB)	Revis	Skrine	Pryor	Gilchrist
9/25 at KC	Wilkerson	McLendon	L. Williams	Richardson	Harris	Lee	Jo. Jenkins	Revis	Skrine	Pryor	Gilchrist
10/2 vs. SEA	Wilkerson	McLendon	L. Williams	Richardson	Harris	Henderson	Jo. Jenkins	Revis	Skrine	Pryor	Gilchrist
10/9 at PIT	Wilkerson	McLendon	L. Williams	Richardson	Harris	Henderson	D.Roberts (CB)	M. Williams	Skrine	Pryor	Gilchrist
10/17 at ARZ	Wilkerson	McLendon	L. Williams	Richardson	Lee	Henderson	Jo. Jenkins	Revis	Skrine	Pryor	Gilchrist
10/23 vs. BLT	McLendon	L. Williams	Richardson	M.Williams (DB)	Harris	Carter	Catapano	Revis	Skrine	Pryor	Gilchrist
10/30 at CLV	Wilkerson	McLendon	L. Williams	Richardson	Harris	Stanford	Jo. Jenkins	Revis	D. Simon (DL)	Pryor	Gilchrist
11/6 at MIA	Ja. Jenkins	McLendon	L.Williams	L. Mauldin	Harris	Stanford	Jo. Jenkins	Revis	Skrine	Pryor	Gilchrist
11/13 vs. LA	Wilkerson	L. Williams	Richardson	L. Mauldin	Harris	Stanford	Jo. Jenkins	Revis	Skrine	Pryor	Gilchrist
11/27 vs. NE	Wilkerson	L. Williams	Richardson	L. Mauldin	Harris	Lee	Roberts (DB)	Revis	Skrine	Pryor	Gilchrist
12/5 vs. IND	Wilkerson	L. Williams	Richardson	Catapano (LB)	Harris	Lee	Jo. Jenkins	Revis	Skrine	Miles	Gilchrist
12/11 at SF	Wilkerson	L. Williams	Richardson	Catapano (LB)	Harris	Lee	Jo. Jenkins	Revis	Skrine	Pryor	Gilchrist
12/15 vs. MIA	Wilkerson	L. Williams	Richardson	Bishop	Harris	Lee	Jo. Jenkins	Revis	Burris	Pryor	Miles





# SUPPLEMENTAL STATS

## GAME-BY-GAME INACTIVES

vs. CIN (9/11)	B. Bowman	C. Hackenberg	Jo. Jenkins	B. Petty	T. Pope	D. Roberts	B. Shell
at BUF (9/15)	D. Dozier	C. Hackenberg	Jo. Jenkins	B. Petty	T. Pope	D. Roberts	B. Shell
at KC (9/25)	M. Catapano	C. Hackenberg	E. Henderson	B. Petty	T. Pope	D. Roberts	B. Shell
vs. SEA (10/2)	E. Decker	C. Hackenberg	J. Marshall	B. Petty	D. Roberts	A.Seferian-Jenkins	B. Shell
at PIT (10/9)	B. Bowman	E. Decker	C. Hackenberg	J. Marshall	B. Petty	D. Revis	B. Winters
at ARZ (10/17)	J. Butler	C. Hackenberg	D. Harris	N. Marshall	B. Petty	A.Seferian-Jenkins	B. Shell
vs. BLT (10/23)	J. Butler	C. Hackenberg	D. Lee	B. Petty	B. Qvale	A.Seferian-Jenkins	M. Wilkerson
at CLV (10/30)	B. Carter	C. Hackenberg	D. Lee	N. Mangold	B. Qvale	A.Seferian-Jenkins	B. Skrine
at MIA (11/6)	B. Carter	K. Davis	C. Hackenberg	D. Lee	N. Mangold	B. Qvale	E. Tomlinson
vs. LA (11/13)	B. Carter	C. Hackenberg	N. Mangold	J. Martin	B. Shell	D. Smith	M. Williams
vs. NE (11/27)	C. Hackenberg	N. Mangold	N. Marshall	C. Peake	B. Shell	D. Smith	M. Williams
vs. IND (12/5)	D. Dozier	C. Hackenberg	J. Marshall	L. Mauldin	S. McLendon	C. Pryor	D. Smith
at SF (12/11)	B. Giacomini	C. Hackenberg	J. Marshall	L. Mauldin	D. McDougale	S. McLendon	K. Robinson
vs. MIA (12/15)	M. Catapano	C. Hackenberg	J. Marshall	L. Mauldin	S. McLendon	K. Robinson	B. Skrine

## GAME-BY-GAME STATISTICS: NEW YORK JETS OFFENSE

	FIRST DOWNS				TOT. OFFENSE			NET PASSING						RUSHING			PENALTIES		FUMBLES			
Game	Tot	Run	Pass	Pen	Play	Yds	Avg	Att	Cmp	Yds	TD	INT	Sk	Att	Yds	Avg	TD	No.	Yds	No.	Lost	T.O.P.
9/11 vs. CIN	22	8	11	3	66	340	5.2	35	19	188	2	1	1	30	152	5.1	0	7	95	1	0	34:53
9/15 at BUF	28	7	18	3	71	493	6.9	34	24	370	1	0	1	36	123	3.4	3	7	50	2	1	39:12
9/25 at KC	17	6	9	2	66	305	4.6	44	20	188	0	6	0	22	117	5.3	0	3	15	3	2	27:55
10/2 vs. SEA	20	4	13	3	65	305	4.7	23	41	247	1	3	4	20	58	2.9	0	7	60	1	0	29:15
10/9 at PIT	16	4	12	0	58	316	5.4	38	25	244	1	0	3	17	72	4.2	0	4	18	1	0	28:10
10/17 at ARZ	11	2	8	1	52	230	4.4	37	20	197	0	2	1	14	33	2.4	0	10	83	1	0	23:58
10/23 vs. BLT	16	7	7	2	66	344	5.2	22	13	189	2	0	5	39	155	4.0	1	4	25	2	2	36:37
10/30 at CLV	21	8	12	1	71	393	5.5	34	16	222	1	0	2	35	171	4.9	3	5	37	0	0	33:41
11/6 at MIA	18	3	10	5	54	332	6.1	29	18	191	1	2	3	21	140	6.7	1	10	77	3	0	29:38
11/13 vs. LA	17	6	8	3	58	296	5.1	32	19	157	1	1	1	25	139	5.6	0	4	31	1	0	25:31
11/27 vs. NE	16	5	10	1	56	333	5.9	32	22	269	2	0	1	23	64	2.8	0	6	66	3	2	29:24
12/5 vs. IND	13	2	10	1	52	250	4.8	37	16	216	1	3	1	14	36	2.6	0	6	90	1	0	21:36
12/11 at SF	24	13	11	0	81	404	5.0	35	23	216	0	1	6	40	188	4.7	2	9	56	0	0	41:55
12/17 vs. MIA	20	8	10	2	72	360	5.0	46	25	244	1	3	3	23	116	5.0	0	3	42	3	1	32:32
Total	259	83	149	27	887	4,700	5.3	496	283	3,136	14	22	32	359	1,564	4.4	10	85	745	22	8	30:47

## GAME-BY-GAME STATISTICS: OPPONENT OFFENSE

Game	Tot	FIRST DOWNS			TOT. OFFENSE			NET PASSING						RUSHING			PENALTIES			FUMBLES		T.O.P.
		Run	Pass	Pen	Play	Yds	Avg	Att	Cmp	Yds	TD	INT	Sk	Att	Yds	Avg	TD	No.	Yds	No.	Lost	
9/11 vs. CIN	18	5	11	2	56	381	6.8	30	23	366	1	1	7	19	57	3.0	1	5	44	0	0	25:07
9/15 at BUF	16	6	9	1	50	393	7.9	31	19	307	3	1	0	19	86	4.5	0	6	59	1	0	20:48
9/25 at KC	18	4	14	0	62	293	4.7	33	25	221	1	0	2	27	72	2.7	0	5	59	1	1	32:05
10/2 vs. SEA	21	4	15	2	60	354	5.9	32	23	288	3	0	2	26	66	2.5	0	7	71	0	0	30:45
10/9 at PIT	30	3	23	4	72	433	6.0	47	34	380	4	0	1	24	61	2.5	0	1	10	2	1	31:50
10/17 at ARZ	28	10	14	4	70	396	5.7	35	24	225	1	0	0	35	171	4.9	3	9	64	3	0	36:02
10/23 vs. BLT	11	0	11	0	57	245	4.3	44	25	239	0	2	2	11	11	1.0	0	4	35	3	1	23:23
10/30 at CLV	22	4	17	1	70	407	5.8	51	27	339	2	2	1	18	68	3.8	1	2	10	1	0	26:19
11/6 at MIA	20	7	9	4	62	274	4.4	29	17	137	1	0	1	32	137	4.3	1	8	85	3	0	30:22
11/13 vs. LA	16	6	10	0	67	280	4.2	30	17	155	0	0	3	34	125	3.7	0	7	55	1	0	34:29
11/27 vs. NE	26	6	18	2	71	377	5.3	50	30	286	2	0	0	21	91	4.3	0	2	15	1	0	30:36
12/5 vs. IND	27	5	18	4	70	421	6.0	29	23	289	4	0	1	40	139	3.5	1	3	28	2	1	38:24
12/11 at SF	17	11	5	1	55	364	9.2	26	15	116	1	0	2	27	248	9.2	1	3	25	0	0	24:30
12/17 vs. MIA	13	2	10	1	46	303	6.6	18	12	236	4	1	1	27	67	2.5	0	9	70	1	0	27:28
Total	283	73	184	26	868	4,924	5.7	485	314	3,525	27	7	23	360	1,399	3.9	8	71	630	19	4	29:13



# LAST TIME IT HAPPENED



## TEAM

### Won in Overtime

JETS: 23-17 at SF (19-yd TD by Bilal Powell) ..... 12/11/16  
OPP: 30-24, at MIN (87-yard TD by Jarius Wright) ..... 12/07/14

### Won in Last 2:00 of Regulation

JETS: 19-16 (Randy Bullock 40-yd FG; 0:36 in 4Q) at DAL ..... 12/19/15  
OPP: 22-17 (Malcolm Mitchell 8-yd TD; 1:56 in 4Q), vs. NE.... 11/27/16

### Tied Game in Last 2:00

JETS: 17-17 (Nick Folk 50-yd FG; 1:57 in 4Q) at SF ..... 12/11/16  
OPP: 20-20 (James White 9-yd TD; 1:55 in 4Q), vs. NE..... 12/27/15

### Shutout

JETS: 37-0 vs. CIN ..... 01/13/10  
OPP: 31-0, at SD..... 10/05/14

### Won by Three-or-Less Points

JETS: 31-28 at CLV..... 10/30/16  
OPP: 9-6, vs. LA..... 11/13/16

### Won by Eight-or-Less Points

JETS: 23-17 at SF..... 12/11/16  
OPP: 22-17, vs. NE..... 11/27/16

### Won by 20+ Points

JETS: 30-8 vs. TEN ..... 12/13/15  
OPP: 34-13, vs. MIA ..... 12/17/16

### Won after Trailing by 20+ Points

JETS: 40-37 (Trailed 30-7 with 00:12 in 3Q) vs. MIA ..... 10/23/00  
OPP: 31-27 (Trailed 21-0 with 5:53 in 2Q), vs. NE..... 11/10/96

### Won after Trailing by 10+ Points

JETS: 23-17 (Trailed 17-3 with 1:43 in 2Q) at SF ..... 12/11/16  
OPP: 22-17 (Trailed 10-0 with 10:45 in 2Q), vs. NE ..... 11/27/16

### Won after Trailing in the Fourth Quarter

JETS: 23-17 (Trailed 17-14 until 8:23) at SF ..... 12/11/16  
OPP: 22-17 (Trailed 17-16 until 1:56), vs. NE..... 11/27/16

### Won after Trailing at Halftime

JETS: 23-17 (Trailed 17-3 at Half) at SF..... 12/11/16  
OPP: 9-6 (Trailed 6-3 at Half), vs. LA..... 11/13/16

## OFFENSE

### 500+ Total Net Yards (Team)

JETS: 513 (182 rush, 331 pass) vs. BUF..... 09/22/13  
OPP: 511 (125 rush, 386 pass), at NE ..... 11/13/08

### 400+ Total Net Yards (Team)

JETS: 404 (188 rush, 216 pass) at SF ..... 12/11/16  
OPP: 421 (139 rush, 282 pass), vs. IND ..... 12/05/16

### 50+ Points Scored (Team)

JETS: 56 vs. ARZ..... 09/28/08  
OPP: 52 at MIA..... 09/03/95

### 40+ Points Scored (Team)

JETS: 48 vs. BUF ..... 09/09/12  
OPP: 41 vs. IND..... 12/05/16

### No Turnovers

JETS: at CLV..... 10/30/16  
OPP: at SF ..... 12/11/16

### No Sacks Allowed

JETS: at KC ..... 09/25/16  
OPP: vs. NE..... 11/27/16

## PASSING

### 100+ Passer Rating (Individual)

JETS: Ryan Fitzpatrick (115.2), vs. NE ..... 11/27/16  
OPP: Matt Moore (126.3), vs. MIA ..... 12/17/16

### 400+ Net Passing Yards (Team)

JETS: 473 (69 att) at BLT ..... 12/24/00  
OPP: 426 (57 att), vs. ARZ..... 09/28/08

### 300+ Net Passing Yards (Team)

JETS: 374 (34 att), at BUF ..... 09/15/16  
OPP: 339 (51 att), at CLV ..... 10/30/16

### 400+ Passing Yards (Individual)

JETS: Vinny Testaverde (481) at BLT ..... 12/24/00  
OPP: Matt Cassel (400), at NE ..... 11/13/08

### 300+ Passing Yards (Individual)

JETS: Ryan Fitzpatrick (374 yds) at BUF ..... 09/15/16  
OPP: Josh McCown (341 yds), at CLV ..... 10/30/16

### 50+ Passing Attempts (Individual)

JETS: Ryan Fitzpatrick (50 att.) at NYG ..... 12/06/15  
OPP: Tom Brady (50 att.), vs. NE..... 11/27/16

### 40+ Passing Attempts (Individual)

JETS: Ryan Fitzpatrick (41 att.), vs. SEA..... 10/02/16  
OPP: Tom Brady (50 att.), vs. NE..... 11/27/16

### 30+ Pass Completions (Individual)

JETS: Ryan Fitzpatrick (36 cmp.) at NYG ..... 12/06/15  
OPP: Tom Brady (30 cmp.), vs. NE ..... 11/27/16

### 25+ Pass Completions (Individual)

JETS: Ryan Fitzpatrick (25 cmp.) at PIT ..... 10/09/16  
OPP: Tom Brady (30 cmp.), vs. NE ..... 11/27/16

### Six+ Touchdown Passes (Individual)

JETS: Brett Favre (6\*) vs. ARZ ..... 09/28/08  
OPP: Dan Marino (6), vs. MIA ..... 09/21/86  
\*Tied Franchise Record

### Five+ Touchdown Passes (Individual)

JETS: Brett Favre (6\*) vs. ARZ ..... 09/28/08  
OPP: Andy Dalton (5), at CIN ..... 10/27/13  
\*Tied Franchise Record

### Four+ Touchdown Passes (Individual)

JETS: Ryan Fitzpatrick (4) vs. MIA..... 11/29/15  
OPP: Matt More (4), vs. MIA ..... 12/17/16





# LAST TIME IT HAPPENED

## RUSHING

### 300+ Rushing Yards (Team)

JETS: 316 (54 att.) at OAK 10/25/09  
OPP: 328 (47 att.), at NE 09/18/83

### 200+ Rushing Yards (Team)

JETS: 221 (41 att.) vs. WAS 10/18/15  
OPP: 248 (27 att.), at SF 12/11/16

### 200+ Rushing Yards (Individual)

JETS: Thomas Jones (210 yds\*) vs. BUF 10/18/09  
OPP: Thurman Thomas (214 yds), vs. BUF 09/24/90  
\*Franchise Record

### 100+ Rushing Yards (Individual)

JETS: Bilal Powel (145 yds) at SF 12/11/16  
OPP: Carlos Hyde (193 yds), at SF 12/11/16

### Consecutive 100-Yard Rushing Performances (Individual)

JETS: Chris Ivory (166) at MIA (London) 10/04/15  
Chris Ivory (146 yds) vs. WAS 10/18/15  
OPP: Branden Oliver (114 yds), at SD 10/05/14  
Ronnie Hillman (100 yds), vs. DEN 10/12/14

### 50+ Rushing Attempts (Team)

JETS: 52 (177 yds) vs. NE 10/20/13  
OPP: 50 (151 yds), vs. NE 12/26/05

### 40+ Rushing Attempts (Team)

JETS: 40 (188 yds) at SF 12/11/16  
OPP: 40 (139 yds), vs. IND 12/05/16

### 30+ Rushing Attempts (Individual)

JETS: Matt Forté (30) vs. BLT 10/23/16  
OPP: Clinton Portis (36), vs. WAS 11/04/07

### Three+ Rushing Touchdowns (Individual)

JETS: Matt Forté (3) at BUF 09/15/16  
OPP: David Johnson (3), at ARZ 10/17/16

### Two Rushing Touchdowns (Individual)

JETS: Bilal Powell (2) at SF 12/11/16  
OPP: David Johnson (3), at ARZ 10/17/16

### Rush of 70 Yards or More (Individual)

JETS: Chris Ivory (71t) vs. OAK 09/07/14  
OPP: Lamar Miller (97t), at MIA 12/28/14

### Rush of 40 Yards or More (Individual)

JETS: Chris Ivory (54) vs. WAS 10/18/15  
OPP: Carlos Hyde (47), at SF 12/11/16

## RECEIVING

### 10+ Receptions (Individual)

JETS: Bilal Powell (11 rec.) vs. MIA 12/17/16  
OPP: Mike Wallace (10 rec.), vs. BLT 10/23/16

### 200+ Receiving Yards (Individual)

JETS: Eric Decker (221 yds) at MIA 12/28/14  
OPP: Jordy Nelson (209 yds), at GB 09/14/14

### 100+ Receiving Yards (Individual)

JETS: Quincy Enunwa (109 yds) vs. NE 11/27/16  
OPP: TY Hilton (146 yds), vs. IND 12/05/16

### Consecutive 100-Yard Receiving Games (Individual)

JETS: Brandon Marshall (115 yds) vs NE 12/27/15  
Brandon Marshall (126 yds) at BUF 01/03/16  
OPP: Mike Wallace (120 yds), vs. BLT 10/23/16  
Terrelle Pryor (101 yds), at CLV 10/30/16

### Two 100-Yard Receivers in Same Game

JETS: Brandon Marshall (101 yds) at BUF 09/15/16  
Eric Decker (126 yds) at BUF  
OPP: Allen Hurns (122 yds), vs. JAX 11/08/15  
Allen Robinson (121 yds), vs. JAX

### Three+ Receiving Touchdowns (Individual)

JETS: Plaxico Burress (3) vs. SD 10/23/11  
OPP: Dwayne Allen (3) vs. IND 12/05/16

### Two Receiving Touchdowns (Individual)

JETS: Brandon Marshall (2) vs. NE 12/27/15  
OPP: Dion Sims (2) vs. MIA 12/17/16

### Multiple Receivers with Multiple Receiving TDs

JETS: Laveranues Coles (3) vs. ARZ 09/28/08  
Jerricho Cotchery (2)  
OPP: Andre Reed (2), at BUF 11/24/96  
Steve Tasker (2)

### Pass Reception of 70 Yards or More

JETS: Eric Decker (74t yds) at MIA 12/28/14  
OPP: Sammie Coates (72t yds), at PIT 10/09/16

### Pass Reception of 40 Yards or More

JETS: Robby Anderson (40t yds) vs. MIA 12/17/16  
OPP: Kenny Stills (52t yds) vs. BLT 12/17/16  
Jarvis Landry (66t yds) vs. MIA 12/17/16

## DEFENSE

### Shutout

JETS: 37-0 vs. CIN 01/03/10  
OPP: 31-0, at SD 10/05/14

### Game without Allowing an Offensive Touchdown (Team)

JETS: 6-9 vs. LA 11/13/16  
OPP: 28-3 at ARZ 10/17/16

### Under 200 Total Yards Allowed (Team)

JETS: 158 vs. OAK 09/07/14  
OPP: 151, at SD 10/05/14

### Under 100 Net Passing Yards Allowed (Team)

JETS: 56 vs. ARZ 12/02/12  
OPP: 49, vs. MIA 12/01/14

### Completion Percentage under 50.0% (Team)

JETS: 47.1% (T. Yates: 16/34) at HST 11/22/15  
OPP: 43.2% (R. Fitzpatrick & B. Petty: 16/37), vs. IND 12/05/16

### Passer Rating under 50 (Team)

JETS: 42.7 (M. Cassel & K. Moore) at DAL 12/19/15  
OPP: 37.7 (R. Fitzpatrick & B. Petty: 16/37), vs. IND 12/05/16



# LAST TIME IT HAPPENED



## Under 50 Rushing Yards Allowed (Team)

**JETS:** 11 (12 att.) vs. BLT ..... 10/23/16  
**OPP:** 36 (14 att.), vs. IND..... 12/05/16

## Five+ Takeaways (Team)

**JETS:** 5 (3 INTs, 2 FRs) at IND ..... 09/21/15  
**OPP:** 8 (6 INTs, 2 FRs) at KC ..... 09/25/16

## Four+ Takeaways (Team)

**JETS:** 4 (4 INTs) at DAL..... 12/19/15  
**OPP:** 8 (6 INTs, 2 FRs) at KC ..... 09/25/16

## Safety (Individual)

**JETS:** Sheldon Richardson Sack (T. Bridgewater) at MIN..... 12/07/14  
**OPP:** Geno Smith Intentional Grounding, at TEN ..... 12/14/14

## Six+ Sacks (Team)

**JETS:** 7 vs. CIN..... 09/12/16  
**OPP:** 6, at SF..... 12/11/16

## Three+ Sacks (Individual)

**JETS:** Muhammad Wilkerson (3.0) vs. TEN..... 12/13/15  
**OPP:** Olivier Vernon (3.0), vs. MIA ..... 12/01/13

## Two+ Sacks (Individual)

**JETS:** Leonard Williams (2.5) vs. CIN ..... 09/11/16  
**Steve McLendon (2.0) vs. CIN ..... 09/11/16**  
**OPP:** DeForest Buckner (2.0), at SF ..... 12/11/16

## Three+ Interceptions (Team)

**JETS:** 4 at DAL ..... 12/19/15  
**OPP:** 3, vs. MIA ..... 12/17/16

## Two+ Interceptions (Individual)

**JETS:** Marcus Williams (2) vs. JAX..... 11/08/15  
**OPP:** Tony Lippett (2), vs MIA..... 12/17/16

## Interception Returned for a Touchdown (Individual)

**JETS:** Antonio Allen (T. Brady) 23 yds vs. NE ..... 10/20/13  
**OPP:** Derrick Johnson (R. Fitzpatrick), 55 yds, at KC..... 09/25/16

## Three+ Fumble Recoveries (Team)

**JETS:** 4 vs. CLV ..... 09/13/15  
**OPP:** 4, vs. NE..... 11/22/12

## Two+ Forced Fumbles (Individual)

**JETS:** LaRon Landry (2) at SL..... 11/18/12  
**OPP:** Kyle Fuller (2), vs. CHI..... 11/22/14

## Two+ Fumble Recoveries (Individual)

**JETS:** Darrelle Revis (2) at IND ..... 09/21/15  
**OPP:** Bashaud Breeland (2), vs. WAS..... 10/18/15

## Fumble Recovery Returned for a Touchdown (Individual)

**JETS:** Charone Peake (42 yds) own recovery, vs. SEA ..... 10/02/16  
**OPP:** Demetrius Harris (27 yds), at KC ..... 09/25/16

## Blocked Punt Returned for a Touchdown (Individual)

**JETS:** Antonio Allen (0t yds; M. King) vs. OAK ..... 12/08/13  
**OPP:** Walt Aikens (11t yds; L. Edwards), vs. M ..... 12/17/16

## Blocked Field Goal (Individual)

**JETS:** Muhammad Wilkerson (46 yds; R. Bironas) at TEN ..... 12/17/12  
**OPP:** Alan Branch (54 yds; N. Folk) vs. NE ..... 11/27/16

## Blocked Field Goal Returned for a Touchdown (Individual)

**JETS:** Ray Mickens (72t yds; C. Ford) vs. OAK..... 09/21/97  
**OPP:** Mike Haynes (65t yds; P. Leahy), vs. NE..... 10/05/80

## Missed Field Goal Returned for a Touchdown (Individual)

**JETS:** Aaron Glenn (104t yds) at IND..... 11/15/98  
 (Vanderjagt 63-yard FG attempt)  
**OPP:** Never

## Blocked Extra Point (Individual)

**JETS:** Bryan Thomas (A. Vinatieri) at IND..... 12/27/09  
**OPP:** Antwan Odom (M. Nugent), at TEN..... 12/23/07

## Missed Extra Point (Individual)

**JETS:** Nick Folk vs. LA ..... 11/13/16  
**OPP:** Andrew Franks, vs. MIA ..... 12/17/16

## Kickoff Return for a Touchdown (Individual)

**JETS:** Joe McKnight (100t yds) vs. HST ..... 10/08/12  
**OPP:** Kenyan Drake (96t yds), at MIA ..... 11/06/16

## Kickoff Return of 40+ Yards

**JETS:** Quincy Enunwa (54 yds) at KC ..... 09/25/16  
**OPP:** Kenyan Drake (96t yds), at MIA ..... 11/06/16

## Punt Return for a Touchdown (Individual)

**JETS:** Jeremy Kerley (68t yds) vs. BUF ..... 09/09/12  
**OPP:** Dwayne Harris (80t yds), at NYG ..... 12/06/15

## Punt Return of 20+ Yards (Individual)

**JETS:** Jeremy Kerley (58 yds) vs. MIA ..... 11/29/15  
**OPP:** Chester Rogers (30 yds), vs. IND..... 12/05/16

## Game-Winning Field Goal (Last 2:00 of 4Q or OT)

**JETS:** Randy Bullock (40 yds; 0:36) at DAL ..... 12/19/15  
**OPP:** Mike Nugent (47 yd; 0:54 in 4Q), vs. CIN..... 09/11/16

## Five+ Field Goals Attempted

**JETS:** Nick Folk (5/5) at MIN ..... 12/07/14  
**OPP:** Shaun Suisham (5/5), at WAS ..... 11/04/07

## Four+ Field Goals Made

**JETS:** Nick Folk (5/5) at MIN ..... 12/07/14  
**OPP:** Justin Tucker (4/4), at BLT ..... 11/24/13

## Successful Onsides Kick

**JETS:** Nick Folk (B. Marshall recovered) at NE ..... 10/25/15  
**OPP:** Andrew Franks (J. Landry recovered), vs. MIA ..... 11/29/15

## Failed Onsides Kick

**JETS:** Nick Folk (J. Graham recovered) vs. SEA ..... 10/02/16  
**OPP:** Cody Parkey (B. Marshall recovered), at CLV ..... 10/30/16

**BOLD = HAPPENED IN 2016**

## SPECIAL TEAMS

## Blocked Punt (Individual)

**JETS:** Antonio Allen (M. King) vs. OAK ..... 12/08/13  
**OPP:** Walt Aikens (L. Edwards), vs. M ..... 12/17/16





*Italics = No Longer with Team*

51



# ROSTER BY POSITION: OFFENSE



## QUARTERBACKS

03

Kevin Patullo (Quarterbacks)

No.	Name	Pos.	College	Note
14	Fitzpatrick, Ryan	QB	Harvard	Entered, and finished, game vs. MIA (12/17) in the fourth quarter for an injured Bryce Petty.
5	Hackenberg, Christian	QB	Penn State	Selected by the Jets in the second round (51st overall) of the 2016 NFL Draft. Inactive for first 14 games of 2016.
9	Petty, Bryce	QB	Baylor	Completed 20-of-36 passes vs. MIA (12/17) and one touchdown, before leaving in the 4th quarter after a chest injury.

## RUNNING BACKS

04

Marcel Shipp (Running Backs)

No.	Name	Pos.	College	Note
22	Forté, Matt	RB	Tulane	Recorded three receptions vs. IND (12/5), moving him into seventh place on the all-time career receptions list (516) by a running back passing Emmitt Smith. Left game at SF (12/11) in first quarter with a knee injury. Entered game in fourth quarter vs. MIA (12/17).
29	Powell, Bilal	RB	Louisville	Registered 341 scrimmage yards and two touchdowns in the last two games at SF (12/11) and vs. MIA (12/17). Rushed for 229 yards on 45 attempts (5.1 avg.) and caught 16 passes for 112 yards.
33	Robinson, Khiry	RB	West Texas A&M	Signed with Jets as a free agent in the offseason prior being placed on IR after injuring his leg. Re-signed prior to game at SF (12/11). Inactive both game this season.
34	Wilds, Brandon	RB	South Carolina	Made his NFL-debut after being promoted from the practice squad prior to game at SF (12/11). Saw time on offense and special teams, including registering his first NFL carries (two for four yards).

## WIDE RECEIVERS

06

Karl Dorrell (Wide Receivers)

No.	Name	Pos.	College	Note
11	Anderson, Robby	WR	Temple	Caught a 40-yard TD pass (second of the season) from Bryce Petty vs MIA (12/17). Moved into 7th place for most receiving yards by a rookie in franchise history. Has four receptions of 40+ yards since Week 10, tied for most in NFL.
81	Enunwa, Quincy	WR	Nebraska	Set a single-game career-high for receiving yards and the first 100-yard game of his career vs. NE (11/27). Registered five receptions for 109 yards and one touchdown. Has established career highs in receptions (52), yards (746) and touchdowns (4).
15	Marshall, Brandon	WR	Central Florida	Caught his third touchdown of the season vs. NE (11/27). Became 11th player in NFL history to record 50 receptions in 10 of his first 11 seasons vs IND (12/5). Became the 25th player in the NFL to amass 12,000-or-more receiving yards (12,017) at SF (12/11).
89	Marshall, Jalin	WR	Ohio State	Caught his first-career touchdown on an 18-yard pass in fourth quarter at MIA (11/6). Finished with three receptions for 59 yards (led team). Inactive last three games due to injury.
17	Peake, Charone	WR	Clemson	Led team in receptions (five) for 43 yards at ARZ (10/17). Has 13 receptions for 109 yards this season. Scored on a 42-yard fumble recovery vs. SEA (10/2). Caught a pass for 10 yards on a fourth-and-two at SF (12/11) to extend a drive that resulted in a Jets touchdown.
19	Smith, Devin	WR	Ohio State	Activated from the PUP list prior to the game vs. LA (11/13). Played in his first game this season at SF (12/11), seeing time on offense and special teams. Played exclusively on special teams vs. MIA (12/11/17).

## TIGHT ENDS

03

Jimmie Johnson (Tight Ends)

No.	Name	Pos.	College	Note
82	Bostick, Brandon	TE	Newberry	Second season with the Jets after signing to New York's practice squad last season (12/8). Started 5-of-14 games this season. Caught five passes over the last three games.
88	Seferian-Jenkins, Austin	TE	Washington	Claimed off waivers (TB) prior to Week Four. Made his Jets debut at PIT (10/9). Played in five-of-nine games for the Jets this season. Made first start for Jets at SF (12/11), catching 3 passes for 35 yards, also started vs. MIA (12/19).
83	Tomlinson, Eric	TE	UTEP	Signed from HST practice squad prior to Week Nine game at MIA (11/6). Made his NFL debut starting at TE vs. LA (11/13). Has seen increased playing time on offense making his third start of the season at SF (12/11).

## OFFENSIVE LINE

08

Steve Marshall (Offensive Line)  
David Diaz-Infante (Assistant Offensive Line)

No.	Name	Pos.	College	Note
77	Carpenter, James	G	Alabama	Only Jet offensive lineman to have started every game this season.
70	Dozier, Dakota	G	Furman	Played both special teams and offense this season. Inactive vs. IND (12/5). Played extended time at the G position vs. MIA (12/17).
71	Ijalana, Ben	T	Villanova	Started five of the first eight games at RT this season, rotating with OL Brent Qvale at the RT position in Breno Giacomini's absence. Started last six games at LT in place of Ryan Clady.
76	Johnson, Wesley	G	Vanderbilt	Filled in for Nick Mangold at C during a five-game span after he left with an ankle injury vs. BLT (10/23). Has filled in at both G and C the last two seasons. Taken the role of starting C after Mangold was placed on IR.
79	Qvale, Brent	OL	Nebraska	Started at RG at PIT (10/9) in place of an injured Brian Winters. Rotated at the RT position with Ben Ijalana prior to Breno Giacomini's return from the PUP. Did not play vs. MIA (12/19).
72	Shell, Brandon	T	South Carolina	Made his NFL debut vs. BLT (10/23) seeing action on offense and special teams. Got his first NFL start at RT vs. MIA (12/17). Inactive seven-of-13 games this season.
64	Watts, Craig	OL	West Texas A&M	Signed from the Jets practice squad to the active roster prior to game vs. MIA (12/17), where he saw time on offense and special teams.
67	Winters, Brian	G	Kent State	Part of an offensive line that has helped RB Bilal Powell rush for 229 yards over the last two games.





# ROSTER BY POSITION: DEFENSE

## DEFENSIVE LINE

06

**Pepper Johnson** (Defensive Line)  
**John Scott, Jr.** (Assistant Defensive Line)

No.	Name	Pos.	College	Note
75	Johnson, Anthony	DL	LSU	Signed off NE practice squad prior to Week 10 game vs. LA (11/13), saw time on defense last four games and recorded his first tackle as a Jet on defense vs. IND (12/5).
99	McLendon, Steve	DL	Troy	Recorded 1.5 sacks vs. LA (11/13), setting a career season-high 3.5 sacks this year. Inactive last 3 games due to injury.
91	Richardson, Sheldon	DL	Missouri	Leads team with 11 tackles for a loss. Registered 57 tackles, 1.5 sacks, 14 QBHs and one fumble recovery this year.
93	Simon, Deon	DL	NW State (LA)	2015 seventh-round draft pick made his NFL debut vs. CIN (9/11). recorded the first half-sack of his career when he and DL Leonard Williams brought down QB Andrew Luck for a seven-yard loss vs. IND (12/5). Has 14 tackles over the last three games.
96	Wilkerson, Muhammad	DL	Temple	Registered 57 tackles, 2.5 sacks and 10 TFL in 10 games this season.
92	Williams, Leonard	DL	So. California	Leads team in sacks (7.0), and quarterback hurries (26), registering nine in the last two games. Registered half-sacks in back-to-back games vs. IND (12/5) and at SF (12/11).

## LINEBACKERS

09

**Mike Caldwell** (Assistant Head Coach / Inside Linebackers)  
**Mark Collins** (Outside Linebackers)

No.	Name	Pos.	College	Note
56	Bishop, Freddie	LB	Western Michigan	Was promoted to the active roster from Jets practice squad prior to game at SF (12/11). Played in the Canadian Football League prior to joining Jets practice squad. Registered 4 tackles and a forced fumble in his Jets debut. Made first start vs. MIA (12/17) recording four tackles.
54	Carter, Bruce	LB	North Carolina	Recorded his first tackles of the season (three) at ARZ (10/17). Returned to play special teams vs. NE (11/27) and vs. IND (12/5) after missing the previous three games. Registered 6 tackles in last two games.
53	Catapano, Mike	LB	Princeton	Made the switch from DE and recorded the first start of his career vs. CIN (9/11). Seeing time on both defense and special teams. Got the start vs. IND (12/5) registering a career-high five tackles. Inactive vs. MIA (12/17).
52	Harris, David	LB	Michigan	His streak of 121 consecutive games played came to an end at ARZ (10/17) when he was inactive due to a hamstring injury. Surpassed Mo Lewis for second all-time in tackles (1,235) in Jets history at SF (12/11). Leads team with 94 tackles.
49	Johnson, Randell	LB	Florida Atlantic	Signed from the BUF practice squad prior to game at NE (12/24).
48	Jenkins, Jordan	LB	Georgia	The 2016 third-round pick got the start in his NFL debut at KC (9/25). Has started six of the last seven games. Registered sacks in back-to-back games, including his first full-sack vs. MIA (12/17).
50	Lee, Darron	LB	Ohio State	Returned vs. LA (11/13) after missing three previous games with an ankle injury. Co-led team in tackles (11) vs. NE (11/27). Second in tackles (63) among linebackers despite missing three games.
95	Martin, Josh	LB	Columbia	Leads team with 14 special teams tackles in 2016. Recorded the second half-sack of his career, first as a Jet, at MIA (11/6). Inactive vs. LA (11/13). Returned vs. NE (11/27).
55	Mauldin, Lorenzo	LB	Louisville	Registered his first-career interception at CLV (10/30). Recorded a half-sack in back-to-back games at MIA (11/6) and vs. LA (11/13) bringing season total to 2.5. Inactive last three games due to injury.

## DEFENSIVE BACKS

11

**Joe Danna** (Defensive Backs)  
**Daylon McCutcheon** (Assistant Cornerbacks)

No.	Name	Pos.	College	Note
32	Burris, Juston	CB	N.C. State	Recorded the first interception and start of his career vs. MIA (12/17) when he picked off a deep pass intended for DeVante Parker.
30	Marshall, Nick	CB	Auburn	Signed from JAX practice squad prior to game at ARZ (10/17). Served as the punt and kickoff returner last two games. Returned 7 kickoffs for 147 yards over last two weeks, 6th best in the NFL during that span.
42	Martin, Ronald	S	LSU	Signed from the Jets practice squad to the active roster prior to game vs. MIA (12/17), where he saw time on defense and special teams.
23	McDougle, Dexter	CB	Maryland	Appeared in 14 games in 2015 for Jets. Promoted to active roster from Jets practice squad prior to game vs. LA (11/13). Inactive at SF (12/11). Played special teams exclusively before seeing time on defense vs. MIA (12/17).
36	Middleton, Doug	S	Appalachian State	Promoted to the active roster from the Jets practice squad prior to game at SF (12/11), registering one tackle in his NFL debut.
45	Miles, Rontez	S	California (PA)	Forced a fumble on the one-yard line vs. IND (12/5) causing the ball to travel out of bounds through the end zone resulting in a Jets takeaway. Finished game with seven tackles. Led team with nine tackles vs. MIA (12/17).
25	Pryor, Calvin	S	Louisville	Leads all Jets secondary players (third on team) with 68 total tackles for the season, also has four TFL. Inactive vs. IND (12/5) with a concussion. Returned at SF (12/11).
24	Revis, Darrelle	CB	Pittsburgh	Tied a career high in tackles (10, nine solo) at CLV (10/30), his most since his rookie year in 2007. Has registered 31 tackles over the last seven games.
27	Roberts, Darryl	CB	Marshall	Got the start in his NFL debut at PIT (10/9). Recorded 18 tackles in his last eight games. Made the second start of his career vs. NE (11/27). Leads team in passes defended (6).
41	Skrine, Buster	CB	Tenn.-Chatt.	Recorded his first interception of the season vs. BLT (10/23). Inactive at CLV (10/30). Left game at SF (12/11) in the first half with a concussion and did not return. Inactive vs. MIA (12/17).
20	Williams, Marcus	CB	N.D. State	Registered interceptions in back-to-back games vs. CIN (9/11) and at BUF (9/15). Returned at SF (12/11) after missing previous three games. Recorded his first sack this season at SF.

## SPECIALISTS

03

**Brant Boyer** (Special Teams Coordinator)  
**Jeff Hammerschmidt** (Assistant Special Teams Coach)

No.	Name	Pos.	College	Note
4	Edwards, Lachlan	P	Sam Hou. State	Set career highs in punts inside the 20-yard line (4) at SF (12/11). Has registered only three touchbacks in 66 punts this season.
2	Folk, Nick	K	Arizona	Has now registered a field goal of 50+ yards in each of his 10 NFL seasons. Moved into second place on the all-time scoring list in Jets history at SF (12/11).
46	Purdum, Tanner	LS	Baker	Has served as the Jets long snapper for every game since 2010. Appeared in his 100th-consecutive game vs. SEA (10/2).



## OFFENSE

WR	15 Brandon Marshall	<u>17 Charone Peake</u>	
TE	82 Brandon Bostick	88 Austin Seferian-Jenkins	83 Eric Tomlinson
LT	71 Ben Ijalana	<u>72 Brandon Shell</u>	
LG	77 James Carpenter	64 Craig Watts	
C	76 Wesley Johnson	70 Dakota Dozier	
RG	67 Brian Winters	64 Craig Watts	
RT	79 Brent Qvale	<u>72 Brandon Shell</u>	
WR	<u>11 Robby Anderson</u>	19 Devin Smith	
WR	81 Quincy Enunwa	<u>89 Jalin Marshall</u>	
QB	9 Bryce Petty	14 Ryan Fitzpatrick	<u>5 Christian Hackenberg</u>
RB	22 Matt Forté	29 Bilal Powell	33 Khiry Robinson <u>34 Brandon Wilds</u>

## DEFENSE

DL	92 Leonard Williams	75 Anthony Johnson	
DL	99 Steve McLendon	93 Deon Simon	
DL	96 Muhammad Wilkerson		
DL/OLB	91 Sheldon Richardson	55 Lorenzo Mauldin	95 Josh Martin
ILB	<u>50 Darron Lee</u>	49 Randell Johnson	
ILB	52 David Harris	54 Bruce Carter	
OLB	<u>48 Jordan Jenkins</u>	53 Mike Catapano	56 Freddie Bishop
CB	41 Buster Skrine	20 Marcus Williams	27 Darryl Roberts 23 Dexter McDougale
CB	24 Darrelle Revis	<u>32 Juston Burris</u>	30 Nick Marshall
SS	25 Calvin Pryor	42 Ronald Martin	
FS	45 Rontez Miles	<u>36 Doug Middleton</u>	

## SPECIAL TEAMS

K	2 Nick Folk	
P	<u>4 Lachlan Edwards</u>	
H	<u>4 Lachlan Edwards</u>	
PR	<u>89 Jalin Marshall</u>	30 Nick Marshall
KR	<u>89 Jalin Marshall</u>	30 Nick Marshall
LS	46 Tanner Purdum	

**KEY:** Rookie / (Injured)





# ALPHABETICAL ROSTER

NO.	NAME	POS	HT	WT	AGE	EXP	COLLEGE	HOMETOWN	HOW ACQ.
11	Anderson, Robby	WR	6-3	190	23	R	Temple	Ft. Lauderdale, FL	FA-16
56	Bishop, Freddie	LB	6-3	255	26	1	Western Michigan	Inkster, MI	FA-16
82	Bostick, Brandon	TE	6-3	250	27	3	Newberry	Florence, SC	FA-15
32	Burris, Justin	CB	6-0	212	23	R	North Carolina State	Raleigh, NC	D4-16
77	Carpenter, James	G	6-5	321	27	6	Alabama	Augusta, GA	UFA-15 (SEA)
54	Carter, Bruce	LB	6-2	240	28	6	North Carolina	Havelock, NC	FA-16
53	Catapano, Mike	LB	6-4	270	26	4	Princeton	Bayville, NY	FA-15
70	Dozier, Dakota	G	6-4	313	25	3	Furman	West Columbia, SC	D4c-14
4	Edwards, Lachlan	P	6-4	209	24	R	Sam Houston State	Hastings, Australia	D7a-16
81	Enunwa, Quincy	WR	6-2	225	24	2	Nebraska	Moreno Valley, CA	D6b-14
14	Fitzpatrick, Ryan	QB	6-2	223	34	12	Harvard	Gilbert, AZ	T-15 (HST)
2	Folk, Nick	K	6-1	222	32	10	Arizona	Hollywood, CA	FA-10
22	Forté, Matt	RB	6-2	218	31	9	Tulane	Lake Charles, LA	UFA-16 (CHI)
5	Hackenberg, Christian	QB	6-4	228	21	R	Penn State	Palmyra, VA	D2-16
52	Harris, David	LB	6-2	250	32	10	Michigan	Grand Rapids, MI	D2-07
71	Ijalana, Ben	T	6-4	322	27	6	Villanova	North Brunswick, NJ	W-13 (IND)
48	Jenkins, Jordan	LB	6-3	259	22	R	Georgia	Hamilton, GA	D3-16
75	Johnson, Anthony	DL	6-2	295	23	2	LSU	New Orleans, LA	FA-16
49	Johnson, Randell	LB	6-4	245	25	3	Florida Atlantic	Miami, FL	FA-16
76	Johnson, Wesley	OL	6-5	297	25	3	Vanderbilt	Nashville, TN	W-14 (PIT)
50	Lee, Darron	LB	6-1	232	22	R	Ohio State	New Albany, OH	D1-16
15	Marshall, Brandon	WR	6-4	230	32	11	Central Florida	Winter Park, FL	T-15 (CHI)
89	Marshall, Jalin	WR	5-10	200	21	R	Ohio State	Middletown, OH	FA-16
30	Marshall, Nick	CB	6-1	206	24	2	Auburn	Pineview, GA	FA-16
95	Martin, Josh	LB	6-3	245	25	4	Columbia	Aurora, CO	FA-15
42	Martin, Ronald	S	6-2	220	23	2	LSU	Plaquemine, LA	W-15 (SEA)
55	Mauldin, Lorenzo	LB	6-4	259	24	2	Louisville	Atlanta, GA	D3-15
23	McDougle, Dexter	CB	5-10	195	25	3	Maryland	Falmouth, VA	D3-14
99	McLendon, Steve	DL	6-3	310	30	7	Troy	Ozark, AL	UFA-16 (PIT)
36	Middleton, Doug	S	6-0	210	23	R	Appalachian State	Winston-Salem, NC	FA-16
45	Miles, Rontez	S	6-0	203	28	2	California (PA)	Braddock, PA	FA-13
17	Peake, Charone	WR	6-2	209	24	R	Clemson	Moore, SC	D7b-16
9	Petty, Bryce	QB	6-3	230	25	2	Baylor	Midlothian, TX	D4-15
29	Powell, Bilal	RB	5-10	204	28	6	Louisville	Lakeland, FL	D4-11
25	Pryor, Calvin	S	5-11	207	24	3	Louisville	Port St. Joe, FL	D1-14
46	Purdum, Tanner	LS	6-3	270	32	7	Baker	Waco, TX	FA-10
79	Qvale, Brent	OL	6-7	315	25	2	Nebraska	Williston, ND	FA-14
24	Revis, Darrelle	CB	5-11	198	31	10	Pittsburgh	Aliquippa, PA	UFA-15 (NE)
91	Richardson, Sheldon	DL	6-3	294	26	4	Missouri	St. Louis, MO	D1b-13
27	Roberts, Darryl	CB	6-0	182	26	2	Marshall	Lakeland, FL	W-16 (NE)
33	Robinson, Khiry	RB	6-0	220	26	4	West Texas A&M	Midland, TX	FA-16
88	Seferian-Jenkins, Austin	TE	6-5	262	24	3	Washington	Fox Island, WA	W-16 (TB)
72	Shell, Brandon	T	6-5	324	24	R	South Carolina	Goose Creek, SC	D5-16
93	Simon, Deon	DL	6-4	332	26	1	Northwestern State (LA)	Baton Rouge, LA	D7-15
41	Skrine, Buster	CB	5-9	185	27	6	Tennessee-Chattanooga	Woodstock, GA	UFA-15 (CLV)
19	Smith, Devin	WR	6-1	199	24	2	Ohio State	Massillon, OH	D2-15
83	Tomlinson, Eric	TE	6-6	263	26	1	UTEP	Klein, TX	FA-16
64	Watts, Craig	OL	6-3	335	25	1	West Texas A&M	Colorado Springs, CO	FA-15
34	Wilds, Brandon	RB	6-2	220	23	R	South Carolina	Blythewood, SC	FA-16
96	Wilkerson, Muhammad	DL	6-4	315	27	6	Temple	Linden, NJ	D1-11
92	Williams, Leonard	DL	6-5	302	22	2	Southern California	Daytona Beach, FL	D1-15
20	Williams, Marcus	CB	5-11	196	25	3	North Dakota State	Minneapolis, MN	FA-14
67	Winters, Brian	G	6-4	320	25	4	Kent State	Hudson, OH	D3-13

## ROSTER - 53

### PRACTICE SQUAD

62	Anunike, Kenny	DL	6-5	275	26	3	Duke	Galena, OH	FA-16
94	Bryant, Brandin	DL	6-2	289	23	R	Florida Atlantic	Omaha, NE	FA-16
26	Burks, Brandon	RB	5-9	208	23	R	Troy	Daleville, AL	FA-16
69	Hawkins, Donald	OL	6-4	311	24	2	Texas	Tunica, MS	FA-16
18	Jennings, Darius	WR	5-10	169	24	1	Virginia	Baltimore, MD	FA-16
37	Keeton, Bryson	CB	6-2	190	23	R	Montana State	Bakersfield, CA	FA-16
57	Ochi, Victor	LB	6-1	242	23	R	Stony Brook	Valley Stream, NY	FA-16
66	Pelon, Claude	DL	6-4	300	24	R	Southern California	Orlando, FL	FA-16
31	Swain, Chris	FB	6-0	249	24	R	Navy	Macon, GA	FA-16
65	Wallace, Martin	OL	6-6	330	26	2	Temple	New York, NY	FA-16

### INJURED RESERVE

39	Allen, Antonio	S	6-1	210	28	5	South Carolina	Ocala, FL	FA-16
84	Bowman, Braedon	TE	6-4	244	22	R	South Alabama	Mesa, AZ	FA-16
78	Clady, Ryan	T	6-6	315	30	9	Boise State	Long Beach, CA	T-16 (DEN)
47	Davis, Kellen	TE	6-7	265	31	9	Michigan State	Adrian, MI	UFA-15 (DET)
87	Decker, Eric	WR	6-3	214	29	7	Minnesota	Cold Spring, MN	UFA-14 (DEN)
68	Giacomini, Breno	T	6-7	318	31	9	Louisville	Cambridge, MA	UFA-14 (SEA)
21	Gilchrist, Marcus	S	5-10	198	28	6	Clemson	High Point, NC	UFA-15 (SD)
74	Mangold, Nick	C	6-4	307	32	11	Ohio State	Centerville, OH	D1b-06
33	Morris, Romar	RB	5-10	190	24	R	North Carolina	Salisbury, NC	FA-16
65	Obioha, Julien	DL	6-4	280	22	R	Texas A&M	New Orleans, LA	FA-16
7	Smith, Geno	QB	6-3	221	26	4	West Virginia	Miami, FL	D2-13
51	Stanford, Julian	LB	6-1	230	26	3	Wagner College	Bloomfield, CT	FA-15
97	Thomas, Lawrence	DL	6-3	286	23	R	Michigan State	Detroit, MI	FA-16

### RESERVE/NON-FOOTBALL ILLNESS

58	Henderson, Erin	LB	6-3	244	30	8	Maryland	Aberdeen, MD	FA-15
----	-----------------	----	-----	-----	----	---	----------	--------------	-------



NO.	NAME	POS	HT	WT	AGE	EXP	COLLEGE	HOMETOWN	GP/GS/DNP/IA
2	Nick Folk	K	6-1	222	32	10	Arizona	Hollywood, CA	14/0/0/0
4	Lachlan Edwards	P	6-4	209	24	R	Sam Houston State	Hastings, Australia	14/0/0/0
5	Christian Hackenberg	QB	6-4	228	21	R	Penn State	Palmyra, VA	0/0/0/14
9	Bryce Petty	QB	6-3	230	25	2	Baylor	Midlothian, TX	5/3/2/7
11	Robby Anderson	WR	6-3	190	23	R	Temple	Ft. Lauderdale, FL	14/8/0/0
14	Ryan Fitzpatrick	QB	6-2	223	34	12	Harvard	Gilbert, AZ	12/10/2/0
15	Brandon Marshall	WR	6-4	230	32	11	Central Florida	Winter Park, FL	14/14/0/0
17	Charone Peake	WR	6-2	209	24	R	Clemson	Moore, SC	13/1/0/1
19	Devin Smith	WR	6-1	199	24	2	Ohio State	Massillon, OH	2/0/0/3
20	Marcus Williams	CB	5-11	196	25	3	North Dakota State	Minneapolis, MN	11/3/1/2
22	Matt Forté	RB	6-2	218	31	9	Tulane	Lake Charles, LA	14/13/0/0
23	Dexter McDougle	CB	5-10	195	25	3	Maryland	Falmouth, VA	4/0/0/1
24	Darrelle Revis	CB	5-11	198	31	10	Pittsburgh	Aliquippa, PA	13/13/0/1
25	Calvin Pryor	S	5-11	207	24	3	Louisville	Port St. Joe, FL	13/13/0/1
27	Darryl Roberts	CB	6-0	182	26	2	Marshall	Lakeland, FL	10/2/0/4
29	Bilal Powell	RB	5-10	204	28	6	Louisville	Lakeland, FL	14/2/0/0
30	Nick Marshall	CB	6-1	206	24	2	Auburn	Pineview, GA	8/0/0/1
32	Juston Burris	CB	6-0	212	23	R	North Carolina State	Raleigh, NC	14/1/0/0
33	Khiry Robinson	RB	6-0	220	26	4	West Texas A&M	Midland, TX	0/0/0/2
34	Brandon Wilds	RB	6-2	220	23	R	South Carolina	Blythewood, SC	2/0/0/0
36	Doug Middleton	S	6-2	210	23	R	Appalachian State	Winston-Salem, NC	2/0/0/0
41	Buster Skrine	CB	5-9	185	27	6	Tennessee-Chattanooga	Woodstock, GA	12/12/0/2
42	Ronald Martin	S	6-2	220	23	2	LSU	Plaquemine, LA	1/0/0/0
45	Rontez Miles	S	6-0	203	28	2	California (PA)	Braddock, PA	14/2/0/0
46	Tanner Purdum	LS	6-3	270	32	7	Baker	Waco, TX	14/0/0/0
48	Jordan Jenkins	LB	6-3	259	22	R	Georgia	Hamilton, GA	12/9/0/2
49	Randell Johnson	LB	6-4	245	25	3	Florida Atlantic	Miami, FL	0/0/0/0
50	Darron Lee	LB	6-1	232	22	R	Ohio State	New Albany, OH	11/7/0/3
52	David Harris	LB	6-2	250	32	10	Michigan	Grand Rapids, MI	13/13/0/1
53	Mike Catapano	LB	6-4	270	26	4	Princeton	Bayville, NY	11/4/1/2
54	Bruce Carter	LB	6-2	240	28	6	North Carolina	Havelock, NC	11/1/0/3
55	Lorenzo Mauldin	LB	6-4	259	24	2	Louisville	Atlanta, GA	11/3/0/3
56	Freddie Bishop	LB	6-3	255	26	1	Western Michigan	Inkster, MI	2/1/0/0
64	Craig Watts	OL	6-3	335	25	1	West Texas A&M	Colorado Springs, CO	1/0/0/0
67	Brian Winters	G	6-4	320	25	4	Kent State	Hudson, OH	13/13/0/1
70	Dakota Dozier	G	6-4	313	25	3	Furman	West Columbia, SC	11/0/1/2
71	Ben Ijalana	T	6-4	322	27	6	Villanova	North Brunswick, NJ	14/11/0/0
72	Brandon Shell	T	6-5	324	24	R	South Carolina	Goose Creek, SC	6/1/1/7
75	Anthony Johnson	DL	6-2	295	23	2	LSU	New Orleans, LA	5/0/0/0
76	Wesley Johnson	OL	6-5	297	25	3	Vanderbilt	Nashville, TN	13/5/1/0
77	James Carpenter	G	6-5	321	27	6	Alabama	Augusta, GA	14/14/0/0
79	Brent Qvale	OL	6-7	315	25	2	Nebraska	Williston, ND	10/4/1/3
81	Quincy Enunwa	WR	6-2	225	24	2	Nebraska	Moreno Valley, CA	14/11/0/0
82	Brandon Bostick	TE	6-3	250	27	3	Newberry	Florence, SC	14/6/0/0
83	Eric Tomlinson	TE	6-6	263	26	1	UTEP	Klein, TX	5/3/0/1
88	Austin Seferian-Jenkins	TE	6-5	262	24	3	Washington	Fox Island, WA	6/2/1/4
89	Jalin Marshall	WR	5-10	200	21	R	Ohio State	Middletown, OH	9/1/0/5
91	Sheldon Richardson	DL	6-3	294	26	4	Missouri	St. Louis, MO	13/12/0/0
92	Leonard Williams	DL	6-5	302	22	2	Southern California	Daytona Beach, FL	14/14/0/0
93	Deon Simon	DL	6-4	332	26	1	Northwestern State (LA)	Baton Rouge, LA	14/1/0/0
95	Josh Martin	LB	6-3	245	25	4	Columbia	Aurora, CO	13/0/0/1
96	Muhammad Wilkerson	DL	6-4	315	27	6	Temple	Linden, NJ	13/12/0/1
99	Steve McLendon	DL	6-3	310	30	7	Troy	Ozark, AL	11/10/0/3

ROSTER - 53

PRACTICE SQUAD									
18	Darius Jennings	WR	5-10	169	24	1	Virginia	Baltimore, MD	0/0/0/0
26	Brandon Burks	RB	5-9	208	23	R	Troy	Daleville, AL	0/0/0/0
31	Chris Swain	FB	6-0	249	24	R	Navy	Macon, GA	0/0/0/0
37	Bryson Keeton	T	6-2	190	23	R	Montana State	Bakersfield, CA	0/0/0/0
57	Victor Ochi	LB	6-1	242	23	R	Stony Brook	Valley Stream, NY	2/0/0/0
62	Kenny Anunike	DL	6-5	275	26	3	Duke	Galena, OH	0/0/0/0
65	Martin Wallace	OL	6-6	330	26	2	Temple	New York, NY	0/0/0/0
66	Claude Pelon	DL	6-4	300	24	R	Southern California	Orlando, FL	0/0/0/0
69	Donald Hawkins	OL	6-4	311	24	2	Texas	Tunica, MS	0/0/0/0
94	Brandin Bryant	DL	6-2	289	23	R	Florida Atlantic	Omaha, NE	0/0/0/0
INJURED RESERVE									
7	Geno Smith	QB	6-3	221	26	4	West Virginia	Miami, FL	2/1/5/0
21	Marcus Gilchrist	S	5-10	198	28	6	Clemson	High Point, NC	13/13/0/0
33	Romar Morris	RB	5-10	190	24	R	North Carolina	Salisbury, NC	0/0/0/0
39	Antonio Allen	S	6-1	210	28	5	South Carolina	Ocala, FL	12/0/0/0
47	Kellen Davis	TE	6-7	265	31	9	Michigan State	Adrian, MI	8/7/0/1
51	Julian Stanford	LB	6-1	230	26	3	Wagner College	Bloomfield, CT	8/2/0/0
65	Julien Obioha	DL	6-4	280	22	R	Texas A&M	New Orleans, LA	0/0/0/0
68	Breno Giacomini	T	6-7	318	31	9	Louisville	Cambridge, MA	5/5/0/1
74	Nick Mangold	C	6-4	307	32	11	Ohio State	Centerville, OH	8/8/0/4
78	Ryan Clady	T	6-6	315	30	9	Boise State	Long Beach, CA	9/8/0/0
84	Braedon Bowman	TE	6-4	244	22	R	South Alabama	Mesa, AZ	3/0/0/2
87	Eric Decker	WR	6-3	214	29	7	Minnesota	Cold Spring, MN	3/3/0/2
97	Lawrence Thomas	DL	6-3	286	23	R	Michigan State	Detroit, MI	3/1/0/0
RESERVE/NON-FOOTBALL ILLNESS									
58	Erin Henderson	LB	6-3	244	30	8	Maryland	Aberdeen, MD	5/4/0/1