



# DENVER BRONCOS

## 2016 WEEKLY PRESS RELEASE

Patrick Smyth, *Vice President of Public Relations* • patrick.smyth@broncos.nfl.net  
Erich Schubert, *Senior Manager of Media Relations* • erich.schubert@broncos.nfl.net  
Seth Medvin, *Media Relations Coordinator* • seth.medvin@broncos.nfl.net



3 World Championships • 8 Super Bowls • 10 AFC Title Games • 15 AFC West Titles • 22 Playoff Berths • 28 Winning Seasons



WEEK  
#15



### Denver Broncos (8-5) vs. New England Patriots (11-2)

Sunday, Dec. 18, 2016 • 2:25 p.m. MST

Sports Authority Field at Mile High (76,125) • Denver

#### BROADCAST INFORMATION

**TELEVISION:** CBS (KCNC-TV) Jim Nantz (play-by-play)  
Phil Simms (color analyst)  
Tracy Wolfson (sideline)

**NATIONAL RADIO:** ESPN Radio Adam Amin (play-by-play)  
Bill Polian (color analyst)  
Ian Fitzsimmons (sideline)

**ENGLISH RADIO:** KOA (850 AM/94.1 FM) Dave Logan (play-by-play)  
The Fox (103.5 FM) Ed McCaffrey (color analyst)  
Andy Lindahl (sideline)

**SPANISH RADIO:** KNRV (1150 AM) Javier Olivas (play-by-play)  
Carlos Valdez (color analyst)  
Hector Salazar (sideline)

#### BRONCOS 2016 SCHEDULE

##### PRESEASON

Wk. Day	Date	Opponent	Site	Result	Rec.
1 Thu.	Aug. 11	at Chicago	Soldier Field	W, 22-0	1-0
2 Sat.	Aug. 20	SAN FRANCISCO	Sports Authority Field at Mile High	L, 31-24	1-1
3 Sat.	Aug. 27	LOS ANGELES	Sports Authority Field at Mile High	W, 17-9	2-1
4 Thu.	Sept. 1	at Arizona	University of Phoenix Stadium	L, 38-17	2-2

##### REGULAR SEASON

Wk. Day	Date	Opponent	Site	Time/Result	TV/Rec.
1 Thu.	Sept. 8	CAROLINA	Sports Authority Field at Mile High	W, 21-20	1-0
2 Sun.	Sept. 18	INDIANAPOLIS	Sports Authority Field at Mile High	W, 34-20	2-0
3 Sun.	Sept. 25	at Cincinnati	Paul Brown Stadium	W, 29-17	3-0
4 Sun.	Oct. 2	at Tampa Bay	Raymond James Stadium	W, 27-7	4-0
5 Sun.	Oct. 9	ATLANTA	Sports Authority Field at Mile High	L, 23-16	4-1
6 Thu.	Oct. 13	at San Diego	Qualcomm Stadium	L, 21-13	4-2
7 Mon.	Oct. 24	HOUSTON	Sports Authority Field at Mile High	W, 27-9	5-2
8 Sun.	Oct. 30	SAN DIEGO	Sports Authority Field at Mile High	W, 27-19	6-2
9 Sun.	Nov. 6	at Oakland	Oakland-Alameda County Coliseum	L, 30-20	6-3
10 Sun.	Nov. 13	at New Orleans	Mercedes-Benz Superdome	W, 25-23	7-3
11	BYE				
12 Sun.	Nov. 27	KANSAS CITY	Sports Authority Field at Mile High	L, 30-27 (OT)	7-4
13 Sun.	Dec. 4	at Jacksonville	EverBank Field	W, 20-10	8-4
14 Sun.	Dec. 11	at Tennessee	Nissan Stadium	L, 13-10	8-5
15 Sun.	Dec. 18	NEW ENGLAND	Sports Authority Field at Mile High	2:25 p.m. MST	CBS
16 Sun.	Dec. 25	at Kansas City	Arrowhead Stadium	7:30 p.m. CST	NBC
17 Sun.	Jan. 1	OAKLAND	Sports Authority Field at Mile High	2:25 p.m. MST	CBS*

\* - Eligible to be moved to a different time as part of the NFL's flex scheduling format.

#### DENVER BRONCOS QUICK HITS

The Broncos own a 30-21 (.588) all-time record against the Patriots (including postseason) and have won three of the last four meetings between the teams. [See Page 3](#)

Denver has won an NFL-best 29 consecutive games when winning the turnover battle. [See Page 5](#)

The Broncos have scored a league-high 103 points off turnovers (34.8% of their overall point total). [See Page 5](#)

Inducted into the team's Ring of Fame in 2015, Owner **Pat Bowlen** has guided Denver to the best win percentage (.614) in the NFL and the third-best win percentage in American pro sports during his tenure (1984-pres.). [See Page 6](#)

Since Executive Vice President of Football Operations/GM **John Elway** was hired in 2011, the Broncos rank second in the league in total wins (72) and are tied for the most playoff berths (5), division titles (5), Super Bowl appearances (2) and World Championships (1) during that span. [See Page 8](#)

Elway's 71 total wins in his first 100 games as an executive (2011-Wk. 10, 2016) are the most by any NFL team's general manager through his first 100 overall games. [See Page 8](#)

In his 32 years in the NFL, including his nine years as a player, **Gary Kubiak** has been a part of the second-most total wins (318) among active NFL head coaches. [See Page 9](#)

Denver **QB Trevor Siemian's** three 300-yard passing games in 2016 are the second most by a Broncos quarterback in his first season starting for the team. [See Page 12](#)

Broncos **WR Demaryius Thomas** is 75 receiving yards away from his fifth consecutive 1,000-yard season, which would give him the NFL's longest active streak of 1,000-yard campaigns. [See Page 13](#)

Denver has totaled 10 defensive touchdowns (7 INT ret./3 FUM ret.) since the start of the 2015 season (incl. playoffs) to rank second in the NFL during that span. [See Page 15](#)

The Broncos rank second in the NFL in sacks (38) and lead the league in quarterbacks hits (100) through 14 weeks in 2016. [See Page 15](#)

Broncos **OLB Von Miller** is tied for the NFL lead with 13.5 sacks and is 1.5 sacks away from tying for the third-most career quarterback takedowns in team history. [See Page 16](#)

Denver **OLB DeMarcus Ware** owns 138.5 career sacks to rank eighth in NFL history and second among active players. [See Page 17](#)

Denver's **Chris Harris Jr.** and **Aqib Talib** are two of just five NFL cornerbacks with multiple interceptions in each of the last five seasons. [See Page 18](#)

Broncos **P Riley Dixon** owns a 41.2 net punting average through 13 games and is on pace to break the NFL rookie mark in that category. [See Page 18](#)

#### 2016 AFC WEST STANDINGS

Team	W	L	T	PF	PA	Home	Road	AFC	NFC	DIV	Streak
Kansas City	10	3	0	302	255	5-1	5-2	7-2	3-1	4-0	Won 3
Oakland	10	3	0	358	320	5-2	5-1	7-2	3-1	2-2	Lost 1
<b>Denver</b>	<b>8</b>	<b>5</b>	<b>0</b>	<b>296</b>	<b>242</b>	<b>4-2</b>	<b>4-3</b>	<b>5-4</b>	<b>3-1</b>	<b>1-3</b>	<b>Lost 1</b>
San Diego	5	8	0	350	347	3-3	2-5	4-5	1-3	1-3	Lost 2





## 2016 TEAM / INDIVIDUAL COMPARISONS

## BRONCOS/PATRIOTS 2016 TEAM COMPARISON

	BRONCOS	PATRIOTS
Record .....	8-5 .....	11-2
Turnover Margin (NFL Rank) .....	+5 (8th) .....	+3 (T-10th)

## OFFENSE

Net Yards Per Game (NFL Rank) ..	328.1 (25th) ..	395.8 (4th)
Yards Per Play (NFL Rank) .....	5.1 (26th) .....	6.1 (4th)
Points Per Game (NFL Rank) .....	22.8 (16th) .....	26.8 (5th)
Possession Average .....	28:46 .....	30:45
Net Rushing Yards Per Game .....	93.8 (27th) .....	115.5 (7th)
Net Passing Yards Per Game .....	234.2 (19th) .....	280.3 (4th)
Had Intercepted/Yards .....	8/93 .....	2/16
Sacks Allowed/Yards .....	36/198 .....	21/128
Fumbles/Lost .....	18/10 .....	23/9
Third Down Pct. (NFL Rank) .....	36.2% (25th) ..	45.0% (5th)
Red Zone TD Pct. (NFL Rank) ..	46.3% (T-27th) ..	62.5% (7th)
Giveaways .....	18 .....	11

## DEFENSE

Net Yards Per Game (NFL Rank) ..	310.7 (3rd) ..	338.1 (9th)
Yards Per Play (NFL Rank) .....	4.6 (1st) .....	5.3 (11th)
Points Per Game (NFL Rank) .....	18.6 (6th) .....	17.7 (2nd)
Net Rushing Yards Per Game .....	127.2 (29th) .....	90.2 (6th)
Net Passing Yards Per Game .....	183.5 (1st) .....	247.8 (15th)
Intercepted By/Yards .....	12/284 .....	8/42
Sacks For/Yards .....	38/210 .....	28/188
Opponent Fumbles/Lost .....	15/11 .....	20/6
Third Down Pct. (NFL Rank) .....	36.7% (5th) ..	38.6% (13th)
Red Zone TD Pct. (NFL Rank) ..	51.4% (10th) ..	57.9% (21st)
Takeaways .....	23 .....	14

## SPECIAL TEAMS

Punts-Average Yards (Gross) .....	45.6 .....	44.3
Punts-Average Yards (Net) .....	41.2 .....	41.1
Punt Returns-Average Per .....	8.7 .....	7.2
Punt Returns-Average Per Allowed .....	6.8 .....	5.1
Kickoff Returns-Average Per .....	22.5 .....	18.9
Kickoff Returns-Average Per Allowed .....	20.3 .....	19.4
Field Goals Made/Attempted .....	26/30 .....	20/24

## PENALTIES

Penalties Against/Yards .....	100/823 .....	79/705
Opponent Penalties Against/Yards .....	85/770 .....	93/731

## BRONCOS/PATRIOTS 2016 INDIVIDUAL COMPARISON

BRONCOS	PATRIOTS
<b>PASSING YARDS</b>	
Siemian .....	2730
Lynch .....	497
Dixon .....	16
Brady .....	2876
Garoppolo .....	496
Brissett* .....	400

<b>RUSHING YARDS</b>	
Booker .....	511
C. Anderson* .....	437
Bibbs* .....	129
Blount .....	1029
White .....	132
Lewis .....	88

<b>RECEIVING YARDS</b>	
Sanders .....	958
Thomas .....	925
Green .....	211
Edelman .....	791
Bennett .....	614
Hogan .....	613

<b>POINTS SCORED</b>	
McManus .....	106
Thomas .....	32
Two Players .....	30
Gostkowski .....	97
Blount .....	84
Bennett .....	30

<b>INTERCEPTIONS</b>	
Talib .....	3
Stewart .....	3
Two Players .....	2
Collins .....	2
Butler .....	2
Four Players .....	1

<b>SACKS</b>	
Miller .....	13.5
Ray .....	6.0
Wolfe .....	5.5
Flowers .....	5.0
Ninkovich .....	4.0
Sheard .....	3.5

<b>DEFENSIVE TACKLES (PRESS BOX TOTALS)</b>	
Ward .....	81
Davis .....	66
Miller .....	60
Harris Jr. ....	56
Two Players .....	52
Chung .....	78
Ryan .....	74
Hightower .....	61
McCourty .....	60
Butler .....	54

<b>KICKOFF RETURNS (AVG.)</b>	
Latimer .....	6 (24.7)
Bibbs .....	4 (19.8)
Norwood .....	3 (21.7)
C. Jones .....	8 (22.5)
Amendola .....	5 (25.8)
Slater .....	3 (17.3)

<b>PUNT RETURNS (AVG.)</b>	
Norwood .....	23 (8.7)
Raymond .....	6 (10.2)
Amendola .....	18 (6.7)
C. Jones .....	10 (4.2)

<b>FIELD GOALS</b>	
McManus .....	26/30 (.867)
Gostkowski ..	20/24 (.833)

<b>PUNTS (GROSS/NET AVG.)</b>	
Dixon .....	70 (45.6/41.2)
Allen .....	58 (44.3/41.1)

\* - player not currently on active roster





## BRONCOS-PATRIOTS ALL-TIME RESULTS / SERIES BREAKDOWN / CONNECTIONS

## BRONCOS/PATRIOTS ALL-TIME RESULTS

Season (Date)	W/L	Result	Site
1960 (9/9)	W	Denver 13, @Boston 10	Boston University Field
1960 (10/23)	W	@Denver 31, Boston 24	Bears Stadium
1961 (9/16)	L	@Boston 45, Denver 17	Boston University Field
1961 (12/3)	L	Boston 28, @Denver 24	Bears Stadium
1962 (9/21)	L	@Boston 41, Denver 16	Boston University Field
1962 (11/11)	L	Boston 33, @Denver 29	Bears Stadium
1963 (9/29)	W	@Denver 14, Boston 10	Bears Stadium
1963 (10/18)	L	@Boston 40, Denver 21	Fenway Park
1964 (10/4)	L	Boston 39, @Denver 10	Bears Stadium
1964 (11/20)	L	@Boston 12, Denver 7	Fenway Park
1965 (9/24)	W	Denver 27, @Boston 10	Fenway Park
1965 (12/12)	L	Boston 28, @Denver 20	Bears Stadium
1966 (9/18)	L	Boston 24, @Denver 10	Bears Stadium
1966 (11/6)	W	Denver 17, @Boston 10	Fenway Park
1967 (9/3)	W	@Denver 26, Boston 21	Bears Stadium
1968 (9/29)	L	Boston 20, @Denver 17	Bears Stadium
1968 (11/3)	W	Denver 35, @Boston 14	Fenway Park
1969 (9/14)	W	@Denver 35, Boston 7	Mile High Stadium
1972 (12/17)	W	@Denver 45, New England 21	Mile High Stadium
1976 (11/28)	L	@New England 38, Denver 14	Schaefer Stadium
1979 (11/11)	W	@Denver 45, New England 10	Mile High Stadium
1980 (9/29)	L	@New England 23, Denver 14	Schaefer Stadium
1984 (11/4)	W	@Denver 26, New England 19	Mile High Stadium
1986 (9/28)	W	@Denver 27, New England 20	Mile High Stadium
1986 (1/4)	W	@Denver 22, New England 17*	Mile High Stadium
1987 (12/6)	W	@Denver 31, New England 20	Mile High Stadium
1988 (12/17)	W	@Denver 21, New England 10	Mile High Stadium
1991 (10/27)	W	Denver 9, @New England 6	Foxboro Stadium
1991 (12/1)	W	@Denver 20, New England 3	Mile High Stadium
1995 (10/8)	W	Denver 37, @New England 3	Foxboro Stadium
1996 (11/17)	W	Denver 34, @New England 8	Foxboro Stadium
1997 (10/6)	W	@Denver 34, New England 13	Mile High Stadium
1998 (9/7)	W	@Denver 27, New England 21	Mile High Stadium
1999 (10/24)	L	@New England 24, Denver 23	Foxboro Stadium
2000 (10/1)	L	New England 28, @Denver 19	Mile High Stadium
2001 (10/28)	W	@Denver 31, New England 20	INVESCO Field at Mile High
2002 (10/27)	W	Denver 24, @New England 16	Gillette Stadium
2003 (11/3)	L	New England 30, @Denver 26	INVESCO Field at Mile High
2005 (10/16)	W	@Denver 28, New England 20	INVESCO Field at Mile High
2005 (1/14)	W	@Denver 27, New England 13*	INVESCO Field at Mile High
2006 (9/24)	W	Denver 17, @New England 7	Gillette Stadium
2008 (10/20)	L	@New England 41, Denver 7	Gillette Stadium
2009 (10/11)	W	@Denver 20, New England 17 OT	INVESCO Field at Mile High
2011 (12/18)	L	New England 41, @Denver 23	Sports Authority Field at Mile High
2011 (1/14)	L	@New England 45, Denver 10*	Gillette Stadium
2012 (10/7)	L	@New England 31, Denver 21	Gillette Stadium
2013 (11/24)	L	@New England 34, Denver 31	Gillette Stadium
2013 (1/19)	W	@Denver 26, New England 16*	Sports Authority Field at Mile High
2014 (11/2)	L	@New England 43, Denver 21	Gillette Stadium
2015 (11/29)	W	@Denver 30, New England 24 (OT)	S.A.F. at Mile High
2015 (1/24)	W	@Denver 20, New England 18*	S.A.F. at Mile High

\* - AFC Divisional Playoff Game; ^ - AFC Championship Game

BRONCOS/PATRIOTS SERIES BREAKDOWN  
(REGULAR SEASON)

Series Meetings:	46
Broncos Record:	26-20-0 (Home: 17-9-0 / Away: 9-11-0)
First Game:	Den. 13, at Bos. 10 (9/9/60)
Last Game:	at Den. 30, N.E. 24 OT (11/29/15)
Current Streak:	Won 1
Longest Den. Win Streak:	10 (11/4/84 - 9/7/98)
Longest N.E. Win Streak:	4, twice (last 12/18/11 - present)
Last Den. Home Win:	at Den. 30, N.E. 24 OT (11/29/15)
Last Den. Home Loss:	N.E. 41, at Den. 23 (12/18/11)
Last Den. Road Win:	Den. 17, at N.E. 7 (9/24/06)
Last Den. Road Loss:	at N.E. 43, Den. 21 (11/2/14)
Den. Shutouts:	None
N.E. Shutouts:	None
Most Den. Points:	45, 2x, last (11/11/79): at Den. 45, N.E. 10
Most N.E. Points:	45 (9/16/61): at Bos. 45, Den. 17
Total Den. Points:	1,074
Total N.E. Points:	1,007
Average Den. Points:	23.3
Average N.E. Points:	21.9
Largest Den. Win:	35 (11/11/79): at Den. 45, N.E. 10
Largest N.E. Win:	34 (10/20/08): at N.E. 41, Den. 7
Most Pts., Both Teams:	66 (12/17/72): at Den. 45, N.E. 21
Fewest Pts., Both Teams:	15 (10/27/91): Den. 9, at N.E. 6

## BRONCOS/PATRIOTS CONNECTIONS

## CROSSING PATHS (COLLEGE)

Broncos **OLB Von Miller** was Texas A&M teammates with New England **TE Martellus Bennett** for a single season (2007)... Denver **S T.J. Ward** played at Oregon with New England **RB LeGarrette Blount** (2008-09) and **S Patrick Chung** (2006-08)... Denver **C Matt Paradis** (2009-11) and **DE Billy Winn** (2008-11) were Boise State teammates with New England **LB Shea McClellin**... Denver **CB Bradley Roby** (2010-11) and **TE Jeff Heuerman** (2011) were Ohio State teammates with Patriots **DB Nate Ebner**... Denver **RB Devontae Booker** was Utah teammates with New England **DB Eric Rowe** for a single season (2014)... Denver **ILB Corey Nelson** (2011-13) and **T Donald Stephenson** (2011) were teammates with New England **DL Geneo Grissom** at Oklahoma... Broncos **TE A.J. Derby** played two seasons (2013-14) at Arkansas with New England **DL Trey Flowers**... Broncos **DE Adam Gotsis** was Georgia Tech teammates with New England **OL Shaq Mason** for three seasons (2012-14)... Broncos **ILB Zaire Anderson** played two seasons (2013-14) at Nebraska with New England **DT Vincent Valentine**... Broncos **LB Quentin Gause** was Rutgers teammates with New England **DB Duron Harmon** and **DB Logan Ryan** for two seasons (2011-12).

## CROSSING PATHS (PRO)

Broncos **CB Aqib Talib** and **OLB Dekoda Watson** were Tampa Bay teammates with New England **RB LeGarrette Blount** for three seasons (2010-12)... Denver **OLB DeMarcus Ware** (2008-11) was Dallas teammates with Patriots **TE Martellus Bennett** during the 2008-11 seasons... Broncos **Defensive Coordinator Wade Phillips** (Head Coach, 2008-10) and **Special Teams Coordinator Joe DeCamillis** (2009-11) coached **Bennett** in Dallas... Broncos **T Russell Okung** was Seattle teammates with New England **DL Alan Branch** for two seasons (2011-12)... Broncos **QB Austin Davis**





## CONNECTIONS / WHAT TO WATCH FOR / NFL STANDINGS

(2012), **WR Jordan Norwood** (2011-12), **S T.J. Ward** (2011-13) and **DE Billy Winn** (2012-15) played in Cleveland with Patriots **DL Jabaal Sheard** (2011-14), **LB Barkevious Mingo** (2013-15) and **Assistant Special Teams Coach Ray Ventrone** (2011-12)... **Davis** (2012-14) and Broncos **S Darian Stewart** (2010-13) played in St. Louis with Patriots **WR Danny Amendola** (2010-12) and **DE Chris Long** (2010-14)... **Winn** played the 2015 season in Indianapolis with Patriots **WR Griff Whalen**... **DeCamillis** (2013-14) and Broncos **Linebackers Coach Reggie Herring** (2014) coached Patriots **LB Shea McClellin** in Chicago... Broncos **Outside Linebackers Coach Fred Pagac** and **Defensive Backs Coach Joe Woods** coached in Minnesota with New England **Defensive Line Coach Brendan Daly** (2006-08, '12-13) and **Wide Receivers Coach Chad O'Shea** (2006-08)... **Pagac** and **O'Shea** were also colleagues in Kansas City from 2004-05... Denver **Running Backs Coach Eric Studesville** and Patriots **Running Backs Coach Ivan Fears** coached together in Chicago from 1997-98.

### FORMER PATRIOTS ON THE BRONCOS

Broncos **CB Aqib Talib** spent two seasons (2012-13) as a member of the New England Patriots... Broncos **TE A.J. Derby** led New England with 15 receptions for 189 yards (12.6 avg.) with one touchdown during the 2016 preseason before being traded to Denver... Broncos **OLB Dekoda Watson** played with the Patriots during the 2015 season.

### FORMER BRONCOS ON THE PATRIOTS

Patriots **Head Coach Bill Belichick** was the Assistant Special Teams/Assistant to the Defensive Coordinator for the Broncos in 1978, helping the team win its second division title... New England **Offensive Coordinator/Quarterbacks Josh McDaniels** was the head coach in Denver from 2009-10.

### HOMETOWN CONNECTIONS

Denver **G Max Garcia** and Patriots **C David Andrews** are both from Norcross, Ga., and attended high school less than one mile apart... **Andrews'** great uncle is former Denver head coach Dan Reeves... Patriots **T Nate Solder** hails from Buena Vista, Colo. and played at the University of Colorado during the 2006-10 seasons... New England **Head Strength & Conditioning Coach Moses Cabrera** held the same position at the University of Colorado in 2010.... New England **Assistant Strength and Conditioning Coach James Hardy** spent seven years as the director of basketball sports performance at the University of Colorado and served as an assistant strength and conditioning coach for several of Colorado's teams.

### WHAT TO WATCH FOR vs. PATRIOTS

#### K BRANDON McMANUS (299 career points)

\* - Needs one point to reach 300 for his career and become the 12th player (sixth fastest) to score 300 points for the Broncos.

#### OLB VON MILLER (73.5 career sacks)

\* - Needs 1.5 sacks to tie Barney Chavous (75) for third place on the team's all-time list.

#### WR EMMANUEL SANDERS (958 receiving yards in 2016)

\* - Needs 42 receiving yards to become the fifth player in Broncos history with three consecutive 1,000-yard receiving seasons.

#### WR DEMARIUS THOMAS (925 rec. yds. in 2016; 34 career 100-yard rec. gms.)

\* - Needs 75 receiving yards to become the only NFL player with 1,000 yards receiving in each of the last five seasons.

\* - Needs 100 receiving yards to pass Calvin Johnson for the second most 100-yard receiving games in the NFL since 2011.

#### OLB DeMARCUS WARE (138.5 career sacks)

\* - Needs one sack to tie Jason Taylor (139.5) for seventh place on the NFL's all-time sack list.

### 2016 NFL STANDINGS

#### AFC East

Team	W	L	T	Pct	PF	PA	Home	Road	Div	AFC	NFC
N.E.	11	2	0	.846	349	230	5-2	6-0	3-1	8-1	3-1
Mia.	8	5	0	.615	281	301	6-1	2-4	2-1	5-4	3-1
Buf.	6	7	0	.462	325	301	3-3	3-4	1-3	3-6	3-1
NYJ	4	9	0	.308	229	324	1-5	3-4	1-2	3-6	1-3

#### AFC North

Team	W	L	T	Pct	PF	PA	Home	Road	Div	AFC	NFC
Pit.	8	5	0	.583	256	207	5-2	2-3	4-0	7-2	0-3
Bal.	7	6	0	.538	279	237	5-2	2-4	4-0	7-3	0-3
Cin.	5	7	1	.423	268	269	3-2-1	2-5	2-2	4-5	1-2-1
Cle.	0	13	0	.000	207	375	0-7	0-6	0-5	0-9	0-4

#### AFC South

Team	W	L	T	Pct	PF	PA	Home	Road	Div	AFC	NFC
Hou.	7	6	0	.538	229	274	5-1	2-5	4-0	5-4	2-2
Ten.	7	6	0	.538	321	306	4-3	3-3	1-3	4-5	3-1
Ind.	6	7	0	.462	328	333	3-4	3-3	2-3	4-6	2-1
Jax.	2	11	0	.154	240	338	1-6	1-5	1-2	1-8	1-3

#### AFC West

Team	W	L	T	Pct	PF	PA	Home	Road	Div	AFC	NFC
K.C.	10	3	0	.769	302	255	5-1	5-2	4-0	7-2	3-1
Oak.	10	3	0	.769	358	320	5-2	5-1	2-2	7-2	3-1
Den.	8	5	0	.615	296	242	4-2	4-3	1-3	5-4	3-1
S.D.	5	8	0	.385	350	347	3-3	2-5	1-3	4-5	1-3

#### NFC East

Team	W	L	T	Pct	PF	PA	Home	Road	Div	NFC	AFC
Dal.	11	2	0	.846	340	238	5-1	6-1	3-2	7-2	4-0
NYG	9	4	0	.692	255	244	6-1	3-3	3-1	6-3	3-1
Was.	7	5	1	.542	330	317	4-2	3-3-1	3-2	5-4	2-1-1
Phi.	5	8	0	.385	290	272	4-2	1-6	0-4	3-7	2-1

#### NFC North

Team	W	L	T	Pct	PF	PA	Home	Road	Div	NFC	AFC
Det.	9	4	0	.692	295	268	6-1	3-3	3-2	7-2	2-2
Min.	7	6	0	.538	258	225	4-2	3-4	1-3	4-6	3-0
G.B.	7	6	0	.538	333	312	5-2	2-4	2-1	5-4	2-2
Chi.	3	10	0	.231	221	290	3-3	0-7	2-2	3-6	0-4

#### NFC South

Team	W	L	T	Pct	PF	PA	Home	Road	Div	NFC	AFC
Atl.	8	5	0	.615	428	345	3-3	5-2	3-1	6-3	2-2
T.B.	8	5	0	.615	293	296	3-4	5-1	3-1	6-3	2-2
N.O.	5	8	0	.385	358	351	3-4	2-4	1-3	4-5	1-3
Car.	5	8	0	.385	311	337	4-3	1-5	1-3	4-5	1-3

#### NFC West

Team	W	L	T	Pct	PF	PA	Home	Road	Div	NFC	AFC
Sea.	8	4	1	.654	274	232	6-0	2-4-1	1-1-1	4-4-1	4-0
Ari.	5	7	1	.423	299	277	4-2-1	1-5	2-1-1	4-4-1	1-3
L.A.	4	9	0	.308	194	304	1-5	3-4	2-1	3-6	1-3
S.F.	1	12	0	.077	251	393	1-6	0-6	1-3	1-8	0-4





## NFL WEEK 15 SCHEDULE / TEAM NOTES

## NFL SCHEDULE - REGULAR SEASON WEEK 15

## Thursday, Dec. 15

Los Angeles at Seattle . . . . . 5:25p (PT)

## Saturday, Dec. 17

Miami at N.Y. Jets . . . . . 8:25p (ET)

## Sunday, Dec. 18

Green Bay at Chicago . . . . . 12:00p (CT)

Tennessee at Kansas City . . . . . 12:00p (CT)

Indianapolis at Minnesota . . . . . 12:00p (CT)

Jacksonville at Houston . . . . . 12:00p (CT)

Cleveland at Buffalo . . . . . 1:00p (ET)

Philadelphia at Baltimore . . . . . 1:00p (ET)

Pittsburgh at Cincinnati . . . . . 1:00p (ET)

Detroit at N.Y. Giants . . . . . 1:00p (ET)

New Orleans at Arizona . . . . . 1:05p (PT)

Oakland at San Diego . . . . . 1:25p (PT)

**New England at Denver . . . . . 2:25p (MT)**

San Francisco at Atlanta . . . . . 4:05p (ET)

Tampa Bay at Dallas . . . . . 7:30p (CT)

## Monday, Dec. 19

Carolina at Washington . . . . . 8:30p (ET)

BRONCOS RIDING 29-GAME WIN STREAK  
WHEN WINNING TURNOVER BATTLE

Denver has won a franchise-record 29 consecutive games when winning the turnover battle to represent the longest active streak in the NFL.

MOST CONSECUTIVE WINS WHEN WINNING TURNOVER BATTLE  
(active streaks)

Team	Consecutive Wins
1. Denver	29
2. N.Y. Jets	21
3. New England	18
4. Houston	12

## BRONCOS THRIVE OFF TAKEAWAYS

The Broncos have scored a league-high 103 points off turnovers (34.8% of their overall point total).

## MOST POINTS SCORED OFF TAKEAWAYS, NFL, 2016

Team	No.
1. Denver	103
2. Carolina	85
3. Atlanta	82
4. Kansas City	79
5. San Francisco	75

## HIGHEST PERCENTAGE OF POINTS SCORED OFF TAKEAWAYS, NFL, 2016

Team	TA Pts.	Tot. Pts.	Pct.
1. Denver	103	296	34.8
2. San Francisco	75	251	29.9
3. Carolina	85	311	27.3
4. Kansas City	79	302	26.2
5. Arizona	78	299	26.1

## BRONCOS DOMINANT IN RECENT DIVISIONAL PLAY

During the last five seasons, the Broncos have compiled a 26-9 (.743) overall record in divisional play to represent the third-highest win percentage against their own division in the NFL during that span.

BEST RECORDS AGAINST DIVISIONAL OPPONENTS, NFL, 2011-PRES.  
(Reg. Season + Postseason)

Team	W	L	T	Pct.
1. New England	26	8	0	.765
2. Green Bay	25	8	1	.750
3. Denver	26	9	0	.743
4. Indianapolis	24	11	0	.686
Baltimore	24	11	0	.686

## DEFENDING AFC WEST CHAMPIONS

The Broncos in 2015 clinched their 15th all-time AFC West Division title.

Denver has now won five straight division titles to tie Oakland (1972-76) for the most consecutive AFC West crowns in history and tie for the fifth most consecutive division titles in NFL history.

## MOST AFC WEST DIVISION TITLES

Team	No.
1. Denver	15
2. Oakland	12
3. San Diego	10
4. Kansas City	6
5. Seattle	2

## MOST CONSECUTIVE AFC WEST TITLES

Team	No.	Years
1. Denver	5	2011-15
Oakland	5	1972-76
3. San Diego	4	2006-09
4. Oakland	3	2000-02
San Diego	3	1979-81
San Diego	3	1963-65

## BRONCOS LOOKING FOR ANOTHER SUPER SEASON

The Denver Broncos played in their eighth Super Bowl in franchise history when they beat the Carolina Panthers 24-10 on Feb. 7 at Levi's Stadium.

Denver's eight Super Bowl appearances are tied for the most in NFL history.

## MOST SUPER BOWL APPEARANCES, NFL HISTORY

Team	No.
1. Denver	8
Dallas	8
New England	8
Pittsburgh	8
5. San Francisco	6

## DENVER BRONCOS SUPER BOWL SEASONS

Season	Coach	Opponent	Result
1977	Red Miller	Dallas	L, 27-10
1986	Dan Reeves	N.Y. Giants	L, 39-20
1987	Dan Reeves	Washington	L, 42-10
1989	Dan Reeves	San Francisco	L, 55-10
1997	Mike Shanahan	Green Bay	W, 31-24
1998	Mike Shanahan	Atlanta	W, 34-19
2013	John Fox	Seattle	L, 43-8
2015	Gary Kubiak	Carolina	W, 24-10





## OWNER PAT BOWLEN

## PAT BOWLEN A RING OF FAMER

Broncos Owner Pat Bowlen was officially enshrined as the 28th member of the Ring of Fame in 2015.

Mr. Bowlen's indelible contributions to the Broncos, the community and the NFL have established him as one of the greatest contributors in professional football history.

PAT BOWLEN'S ALL-TIME RANKINGS AMONG PRO FOOTBALL  
PRIMARY OWNERS/CHAIRPERSONS

Category	No.	All-Time Rk.	Since '84
Regular-Season Wins	321	7th	1st
Overall Wins	342	6th	1st
Winning Seasons	20	T-7th	1st
Playoff Appearances	18	T-2nd	1st
Playoff Wins	21	T-3rd	2nd
Conference Championship Berths	9	T-4th	2nd
Super Bowl Appearances	7	T-1st	T-1st
Super Bowl Wins	3	T-4th	T-3rd

## BRONCOS A WINNER UNDER BOWLEN

During Owner Pat Bowlen's tenure (1984-pres.), the Broncos have posted the best regular-season win percentage (.614) in the NFL and the third-best win percentage by any team in American professional sports.

## FIGURES CURRENT THROUGH DEC. 12

Team	League	W	L	T	Pct.
1. San Antonio Spurs	NBA	1,650	950	-	.635
2. Los Angeles Lakers	NBA	1,598	1,005	-	.614
<b>3. Denver Broncos</b>	<b>NFL</b>	<b>321</b>	<b>202</b>	<b>1</b>	<b>.614</b>
4. New England Patriots	NFL	319	205	0	.609
5. San Francisco 49ers	NFL	309	213	2	.592

TEAMS WITH TOP WIN PERCENTAGE IN EACH OF THE BIG FOUR  
PROFESSIONAL SPORTS LEAGUES (SINCE 1984)

Team	League	W	L	T	Pct.
San Antonio Spurs	NBA	1,650	950	-	.635
<b>Denver Broncos</b>	<b>NFL</b>	<b>321</b>	<b>202</b>	<b>1</b>	<b>.614</b>
Detroit Red Wings	NHL	1,327	825	203	.569
New York Yankees	MLB	2,965	2,307	-	.562

## PAT BOWLEN HAS SEVEN SUPER BOWL APPEARANCES

Broncos Owner Pat Bowlen is tied for first among pro football owners with seven Super Bowl appearances.

Mr. Bowlen's teams have won three Super Bowls to tie for the fourth most under a single owner in pro football history.

MOST SUPER BOWL APPEARANCES BY A TEAM OWNER,  
PROFESSIONAL FOOTBALL HISTORY

Owner	Team	No.
<b>1. Pat Bowlen</b>	<b>Denver</b>	<b>7</b>
Robert Kraft	New England	7
3. Edward DeBartolo Jr.	San Francisco	5
Clint Murchison Jr.	Dallas	5
Joe Robbie	Miami	5

MOST SUPER BOWL WINS BY A TEAM OWNER,  
PROFESSIONAL FOOTBALL HISTORY

Owner	Team	No.
1. Edward DeBartolo Jr.	San Francisco	5
2. Robert Kraft	New England	4
Art Rooney	Pittsburgh	4
<b>4. Pat Bowlen</b>	<b>Denver</b>	<b>3</b>
Al Davis	Oakland	3
Jerry Jones	Dallas	3
Jack Kent Cooke	Washington	3

## PAT BOWLEN FASTEST TO 300 WINS

Broncos Owner Pat Bowlen earned his 300th win in Week 10 against San Diego in 2013 to become the first owner in professional football history to reach 300 wins in 30 years.

Mr. Bowlen also was the second-fastest owner to 300 wins in terms of games.

FEWEST YEARS TO REACH 300 OVERALL WINS BY AN OWNER,  
PROFESSIONAL FOOTBALL HISTORY

Owner	Years
<b>1. Pat Bowlen, Den.</b>	<b>30</b>
2. Al Davis, Oak.	31
3. Lamar Hunt, K.C.	38
4. Art Modell, Cle./Bal.	39
5. Ralph Wilson, Buf.	40

## PAT BOWLEN IN 33rd YEAR WITH BRONCOS

Denver Broncos Owner Pat Bowlen, who is in his 33rd year with the franchise in 2016, has received significant consideration for enshrinement into the Pro Football Hall of Fame in the contributor category.

Mr. Bowlen's outstanding contributions to the Broncos, the community and the NFL have established him as one of the greatest and most influential contributors in professional football history.

## TEAM SUCCESS

**Former NFL Commissioner Paul Tagliabue (2/2/16):** "Pat might have been the only owner who had a major role in every one of those four areas (when NFL was transformed in the late 80s and early 90s: television revenue, labor peace, stadium construction & international growth). I worked with over 100 owners. I would put Pat in the top five."

**Dallas Cowboys Owner Jerry Jones (8/3/14):** "Pat once told me: 'My full-time job is for this franchise at the league level.' No one in ownership spent more time on league matters than Pat Bowlen... When you talk about the league and you talk about contribution during these critical years and how we have evolved from where we were in television and how we were in stadium, what we were in all of it, Pat Bowlen spent that kind of time. I do distinguish an owner that did change the course. Pat changed the course."

**Former NBC Sports Chairman Dick Ebersol (2/3/16):** "They should drive (Pat) immediately to the Hall of Fame. It was on his watch that the economic indicator of the NFL, which has always been positive, went into super orbit."

**ESPN's John Clayton (8/3/14):** "I think it's inevitable (Pat) gets in (to the Pro Football Hall of Fame). He's what you want for an owner. He has his priorities taken care of. He's always made his franchise the best possible. He never scrimped on money. He never scrimped on resources. He always created a classy organization. So he's a winner on that front. His involvement in league issues is another big factor."

## TEAM SUCCESS

\* - Pat Bowlen is the first owner in professional football history to achieve 300 overall wins in his first 30 years.

\* - In Pat Bowlen's 33 years as owner of the Broncos, the team has more Super Bowl appearances (7) than losing seasons (5), including three World Championships.

\* - No team in NFL history has appeared in more Super Bowls (7) under a single owner than the Broncos have under Pat Bowlen. He is one of only seven owners in NFL history to preside over a team that has three or more Super Bowl wins.





## OWNER PAT BOWLEN

## PAT BOWLEN OWNERSHIP PROFILE, cont.

\* - The Broncos' 20 winning seasons and 18 playoff berths since 1984 are the most under a single owner in the NFL during that span. The Broncos have an NFL-low five losing seasons under Mr. Bowlen (never in consecutive years).

\* - During Pat Bowlen's ownership, the Broncos have the most regular-season wins (321) in the NFL as well as the highest winning percentage (.614), which ranks third in all of professional sports (trailing only the NBA's San Antonio Spurs and Los Angeles Lakers).

\* - Pat Bowlen has helped Denver become the only NFL franchise to win at least 90 games in each of the last three decades (the Broncos are well on pace to win 90 games in the 2010s, needing only to finish out the decade with a 20-31 or better record to achieve that mark).

\* - Under Pat Bowlen, the Broncos were the only AFC team to appear in three Super Bowls in the 1980s. They were also the only team from the conference to win a Super Bowl in the 1990s, capturing back-to-back World Championships in 1997-98 while setting an NFL record for most overall wins (33-6, .846) in a two-year period.

## NFL IMPACT

\* - Mr. Bowlen served on nine National Football League committees during his ownership of the Broncos:

NFL Management Council Executive Committee (co-chair)

NFL Broadcasting Committee (chairman)

NFL Compensation Committee

NFL Network Committee

Pro Football Hall of Fame Committee

NFL Business Ventures Committee

NFL Finance Committee

Los Angeles Working Group Committee

NFL Workplace Diversity Committee

\* - In his role as Chair of the NFL Broadcast Committee, Mr. Bowlen led the negotiations of the NFL's \$18 billion TV contract in 1998, the most lucrative single-sport contract in history.

\* - In 1993, Mr. Bowlen gave an ultimatum to the networks that procured a bidding war, bringing FOX (NFC) and NBC (AFC) on as league broadcast partners and nearly doubling the television revenue from those streams.

**Dallas Cowboys Owner Jerry Jones (2/3/16):** "It was a watershed day. It changed NFL history and the game's relationship with TV."

\* - Mr. Bowlen also was a key influencer in the 2006 launch of NBC's Sunday Night Football, which has become the most-watched TV program in the country.

**Former NBC Sports Chairman Dick Ebersol (9/7/14):** "As chairman of the TV committee, Pat Bowlen had more to do with how we watch football in America right now than anybody else in the league. He was the single major force in getting Sunday Night Football. It never would have happened without him."

\* - In 1993, Mr. Bowlen fought to establish the introduction of the "franchise tag" in the Collective Bargaining Agreement, helping teams secure the rights to their key players.

**Former NFL Commissioner Paul Tagliabue (1/28/14):** "The franchise player tag, it was Pat who said, 'Call it the Elway Rule, call it whatever you want, but we're not letting our best player go out on the market.' It doesn't make sense from the fans' standpoint. That's what builds fan bases is continuity with the great players. That's what we as the league called the franchise tag in the beginning, the Elway Rule."

\* - In his position as co-chair of the NFL Management Council Executive Committee, Mr. Bowlen played a key role in the six-year extension of the Collective Bargaining Agreement in 2006 and again was part of the new CBA discussions for the 10-year extension in 2011 that ensured labor peace for the next decade.

## PAT BOWLEN OWNERSHIP PROFILE, cont.

**Former NFL Commissioner Paul Tagliabue (1/28/14):** "When we had tough issues, I'd tell (players union boss) Gene Upshaw, 'Go talk to Pat Bowlen.' And he'd say, 'Why Bowlen?' And I'd say: 'Because he's realistic. If he says it, you can take it to the bank that it's something we as a league are willing to stand by.'"

\* - Mr. Bowlen played an important role in the formation of NFL Network in 2003 and worked to increase its distribution among cable providers and its overall growth.

## INTERNATIONAL GROWTH

\* - The Broncos have played eight international games in six different countries under Mr. Bowlen's ownership (7 American Bowl, 1 regular season in London), marking the third-most such games in league history.

**Former Broncos GM John Beake (8/3/14):** "I remember when they first started the American Bowl, Pat would raise his hand. We went to (seven). He loved that. He loved taking the team over and expanding the game globally."

## STADIUM EXPANSION / FAN EXPERIENCE

\* - Pat Bowlen opened Sports Authority Field at Mile High in 2001, beginning a three-year period in which eight new stadiums opened around the NFL.

\* - With a continued emphasis of improving the fan experience, he commissioned \$30 million worth of upgrades to Sports Authority Field at Mile High during the 2013 offseason that included increasing the size of the scoreboard by three times and improving the audio/visual elements, connectivity, suites and concourses.

## FRANCHISE STABILITY / POPULARITY

\* - During Mr. Bowlen's 33 years of ownership, the Broncos have sold out every regular-season and postseason contest (NFL-high 281 sellouts) as part of the club's 46-year, 384-game sellout streak that is the longest in NFL history in one city.

**Patriots Chairman and CEO Robert Kraft (7/23/14):** "Over the 30 years he's built an environment up there that I think everyone in the NFL would like to copy."

\* - Mr. Bowlen's 33 years of ownership are the 13th-most in pro football history among single owners. He is the second-longest tenured owner in the NFL at this time.

\* - Pat Bowlen helped put the Rocky Mountain Region on the professional sports map with the sustained success of the Broncos. In addition to the team's local popularity, a 2014 Harris Poll identified the Broncos as "America's Team."

## PAT BOWLEN'S 18 PLAYOFF APPEARANCES TIE FOR SECOND MOST AMONG PRO FOOTBALL OWNERS

The Broncos have made 18 of their 22 playoff appearances during Owner Pat Bowlen's 33-year tenure (1984-pres.).

Only the late Bud Adams, in his 54 years with the Oilers/Titans franchise, has experienced more playoff appearances (21) among professional football owners.

## MOST PLAYOFF APPEARANCES BY AN OWNER

Owner	Years	No.
1. Bud Adams, Hou./Ten.	1960-2013 (54)	21
2. Pat Bowlen, Den.	1984-pres. (33)	18
Art Modell, Cle./Bal.	1961-2003 (43)	18
4. Ralph Wilson, Buf.	1960-2013 (54)	17
Al Davis, Oak.	1972-2011 (40)	17
Clint Murchison Jr., Dal.	1960-83 (24)	17





## PAT BOWLEN / JOHN ELWAY

## BOWLEN ERA MARKED BY ACHIEVEMENT

Introduced as the majority owner of the Denver Broncos on March 23, 1984, Pat Bowlen has positioned the Broncos among the league's top franchises during the last three decades.

## REGULAR-SEASON WINS, NFL, 1984-PRES.

Team	No.
1. Denver	321
2. New England	319
3. San Francisco	309
4. Pittsburgh	309
5. Green Bay	300

## OVERALL WINS, NFL, 1984-PRES.

Team	No.
1. New England	347
2. Denver	342
3. San Francisco	333
4. Pittsburgh	329
5. Green Bay	319

## DIVISION TITLES, NFL, 1984-PRES.

Team	No.
1. New England	16
2. Denver	13
Pittsburgh	13
San Francisco	13
5. Green Bay	11
Indianapolis	11

## SEASONS WITH A .500 OR BETTER RECORD, NFL, 1984-PRES.

Team	No.
1. Denver	28
2. New England	26
3. Green Bay	25
Pittsburgh	25
5. Miami	23

## CONFERENCE CHAMP. GAMES, NFL, 1984-PRES.

Team	No.
1. New England	12
2. San Francisco	11
3. Denver	9
Pittsburgh	9

## SUPER BOWL APPEARANCES, NFL, 1984-PRES.

Team	No.
1. Denver	7
New England	7
3. N.Y. Giants	5
San Francisco	5
5. Buffalo	4
Pittsburgh	4

## SUPER BOWL WINS, NFL, 1984-PRES.

Team	No.
1. San Francisco	4
New England	4
3. Denver	3
Dallas	3
N.Y. Giants	3

## ELWAY HAS BRONCOS BACK TO WINNING WAYS

Since John Elway was hired in 2011 (and coming off a 4-12 record in 2010), the Broncos have posted the second-most regular-season wins (66) in the NFL.

## MOST REGULAR-SEASON WINS, NFL, 2011-PRES.

Team	W	L	T	Playoff App.
1. New England	72	21	0	5
2. Denver	66	26	0	5
3. Green Bay	63	29	1	5
4. Seattle	61	31	1	4
5. Cincinnati	57	34	2	5
Pittsburgh	57	36	0	3

## BRONCOS NFL RANKS UNDER JOHN ELWAY (2011-PRES.)

Statistic	No.	Rk.
Reg. Season Wins	66	2nd
Playoff Wins	6	T-3rd
Overall Wins	72	2nd
Playoff Berths	5	T-1st
Division Titles	5	T-1st
Super Bowl Appearances	2	T-1st
Super Bowl Wins	1	T-1st

## ELWAY ERA: FIRST 100 GAMES

The Broncos posted a 71-29 (.710) overall record during John Elway's tenure as an executive (2011-Wk. 10, 2016) with that win percentage ranking second in the NFL during that period.

Elway's 71 total wins are the most by any NFL team's general manager through his first 100 overall games.

## MOST WINS BY CURRENT NFL GENERAL MANAGERS IN THEIR FIRST 100 OVERALL GAMES AS TOP PERSONNEL EXECUTIVE

Executive	First Year	W	L	T	Pct.	SB	WC
1. John Elway, Den.	2011	71	29	0	.710	2	1
2. Jerry Reese, NYG	2007	64	36	0	.640	2	2
3. John Schneider, Sea.	2010	62	38	0	.620	2	1
Kevin Colbert, Pit.	2010	62	38	0	.620	1	0
5. Jerry Jones, Dal.	1989	61	39	0	.610	2	2
6. Thomas Dimitroff, Atl.	2008	60	40	0	.600	0	0
7. Ted Thompson, G.B.	2005	54	46	0	.540	0	0
8. Ozzie Newsome, Bal.	2002	52	48	0	.520	0	0
9. Rick Smith, Hou.	2006	50	50	0	.500	0	0
10. Mickey Loomis, N.O.	2002	47	53	0	.470	0	0

## PRO FOOTBALL HALL OF FAME GENERAL MANAGERS THROUGH THEIR FIRST 100 OVERALL GAMES AS TOP PERSONNEL EXECUTIVE

Executive	First Year	W	L	T	Pct.	SB	WC
Al Davis, Oak.	1966	69	24	7		1	0
Bill Polian, Buf.	1986	61	39	0	.610	1	0
Tex Schram, LAN	1947	61	34	5		N/A	N/A
Ron Wolf, G.B.	1991	56	44	0	.560	0	0
Jim Finks, Min.	1964	54	41	5		1	0

## OTHER NOTABLE GENERAL MANAGERS THROUGH THEIR FIRST 100 OVERALL GAMES AS TOP PERSONNEL EXECUTIVE

Executive	First Year	W	L	T	Pct.	SB	WC
Dick Haley, Pit.	1971	70	29	1		2	2
Bobby Beathard, Was.	1978	62	38	0		2	1
George Young, NYG	1979	41	58	1		0	0





## JOHN ELWAY / GARY KUBIAK

## ELWAY HAS AN EYE FOR TALENT

During John Elway's five seasons as an executive, he has signed or extended the contracts of 14 players who have combined for 24 Pro Bowl selections with the Broncos.

Elway is the only NFL general manager during the last five years to acquire future Pro Bowl players through the draft, street free agency, unrestricted free agency and college free agency.

## BRONCOS TO MAKE THE PRO BOWL AFTER BEING ACQUIRED OR HAVING CONTRACT EXTENDED BY JOHN ELWAY

Year	Player	Pro Bowls
2011	CB Champ Bailey (extension)	2
	CB Chris Harris Jr. (CFA)	2
	LB Von Miller (Draft)	4
	RB Willis McGahee (FA)	1
	TE Julius Thomas (Draft)	2
2012	QB Peyton Manning (FA)	3
	K Matt Prater (extension)	1
2013	RB C.J. Anderson (CFA)	1
	T Ryan Clady (extension)	1
	G Louis Vasquez (UFA)	1
	WR Emmanuel Sanders (UFA)	1
2014	CB Aqib Talib (UFA)	2
	S T.J. Ward (UFA)	1
	OLB DeMarcus Ware (FA)	2

## KUBIAK KNOWS HOW TO WIN

Gary Kubiak, who was hired as the 15th head coach in Denver Broncos history on Jan. 19, is a 23-year NFL coaching veteran and a four-time Super Bowl champion.

In his 32 years in the NFL, including his nine years as a player, Kubiak has been a part of the second-most total wins among active NFL head coaches.

## ACTIVE NFL HEAD COACHES WHO HAVE BEEN A PART OF THE MOST NFL TOTAL WINS (REG. SEASON + POSTSEASON)

Coach	Player	Assistant	Head Coach	Total
1. Bill Belichick	0	195	257	452
2. Gary Kubiak	81	151	86	318
3. Ron Rivera	94	139	55	288
4. Andy Reid	0	84	182	266
5. Jack Del Rio	72	94	86	252

## KUBIAK AMONG MOST SUCCESSFUL FIRST-YEAR COACHES

Gary Kubiak led the Broncos to 12 wins and the AFC's No. 1 seed in his initial season as head coach of the Broncos. His 12 wins tied Red Miller (1977) for the most by a Broncos first-year head coach.

## MOST WINS BY A BRONCOS FIRST-YEAR HEAD COACH

Head Coach	Year	No.
1. Gary Kubiak	2015	12
Red Miller	1977	12
3. Dan Reeves	1981	10
4. Wade Phillips	1993	9
5. John Fox	2011	8
Josh McDaniels	2009	8
Mike Shanahan	1995	8

## KUBIAK LEADS DENVER TO SUPER BOWL TITLE IN FIRST SEASON

With Denver's win against Carolina in Super Bowl 50, Gary Kubiak became just the fourth individual in NFL history to win a World Championship in his first year as head coach of a team.

Kubiak, who became the first individual to appear in a Super Bowl as a head coach for the same team he played in a Super Bowl for, has participated in seven Super Bowls as a player, assistant coach, coordinator or head coach.

## HEAD COACHES TO WIN THE SUPER BOWL IN THEIR FIRST YEAR WITH A TEAM

Year	Coach	Team	Opp. (Result)
1970	Don McCaffrey	Baltimore	vs. Dal. (W, 16-13)
1989	George Seifert	San Francisco	vs. Den. (W, 55-10)
2002	Jon Gruden	Tampa Bay	vs. Oak. (W, 48-21)
2015	Gary Kubiak	Denver	vs. Car. (W, 24-10)

## GARY KUBIAK'S SUPER BOWL APPEARANCES (wins in BOLD)

SB	Team	Position
XXI	Denver	Player
XXII	Denver	Player
XXIV	Denver	Player
XXIX	San Francisco	Quarterbacks
XXXII	Denver	Offensive Coord./QBs
XXXIII	Denver	Offensive Coord./QBs
50	Denver	Head Coach

## KUBIAK GETS IT DONE WITH DIFFERENT QBs

Broncos Head Coach Gary Kubiak has won games with Denver using four different starting quarterbacks during the last two seasons, joining Houston (5 QBs) as the only two NFL teams to accomplish that feat.

Kubiak also has led Denver to win streaks of three or more games with three different quarterbacks in the last two seasons, joining Mike Ditka and John Robinson (both from 1985-86) as the last three head coaches to do so.

Denver also became the first NFL team since the 1986 Chicago Bears to win six straight games using four different quarterbacks.

## NFL TEAMS TO WIN USING THE MOST STARTING QBs SINCE 2015

Team	Quarterback	W-L
1. Houston	Brock Osweiler	6-6
	Brian Hoyer	5-4
	T.J. Yates	2-0
	Brandon Weeden	1-0
	Ryan Mallett	1-3
2. Denver	Peyton Manning	7-2
	Trevor Siemian	7-4
	Brock Osweiler	5-2
	Paxton Lynch	1-1

## MOST RECENT NFL TEAMS TO FEATURE THREE QUARTERBACKS WITH THREE-GAME WIN STREAKS IN A TWO-YEAR SPAN

Team	Years	Head Coach	Quarterback	Streak
L.A. Rams	1985-86	John Robinson	Dieter Brock	7
			Jim Everett	3
			Steve Bartkowski	3
Chicago	1985-86	Mike Ditka	Jim McMahon	17
			Steve Fuller	4
			Mike Tomczak	7
Denver	2015-16	Gary Kubiak	Peyton Manning	7
			Brock Osweiler	3
			Trevor Siemian	4

## LAST TWO NFL TEAMS TO WIN SIX CONSECUTIVE GAMES USING FOUR DIFFERENT QUARTERBACKS

Team	Season(s)	Quarterbacks
Chicago	1986	D. Flutie, S. Fuller, J. McMahon, M. Tomczak
Denver	2015-16	B. Osweiler, P. Manning, T. Siemian, P. Lynch





## GARY KUBIAK

## PRO BOWL PLAYERS COACHED BY KUBIAK

Broncos Head Coach Gary Kubiak has coached 34 players who have earned a total of 61 Pro Bowl selections at 12 different positions during his coaching career.

PRO BOWL PLAYERS COACHED BY KUBIAK AS  
A POSITION COACH, COORDINATOR OR HEAD COACH

Player	Position	Pro Bowls	Year(s)
Duane Brown	T	2	2012-13
Dwayne Carswell	TE	1	2001
Brian Cushing	LB	1	2010
Owen Daniels	TE	2	2009, '12
Terrell Davis	RB	3	1996-98
John Elway	QB	3	1996-98
Justin Forsett	RB	1	2014
Arian Foster	RB	3	2010-12
Brian Greise	QB	1	2000
Chris Harris Jr.	CB	1	2015
Andre Johnson	WR	6	2007, '09-13
Tony Jones	T	1	1998
Johnathan Joseph	CB	1	2012
Vonta Leach	FB	1	2011
Jerome Mathis	WR	1	2006
Ed McCaffrey	WR	1	1998
Anthony Miller	WR	1	1995
Von Miller	OLB	1	2015
Chris Myers	C	1	2012
Tom Nalen	C	5	1997-2000, '03
Clinton Portis	RB	1	2003
DeMeco Ryans	LB	2	2008, '10
Matt Schaub	QB	2	2010, '12
Mark Schlereth	G	1	1998
Shannon Sharpe	TE	4	1995-98
Rod Smith	WR	3	2000-01, '05
Wade Smith	G	1	2012
Aqib Talib	CB	1	2015
Steve Young	QB	1	1994
DeMarcus Ware	OLB	1	2015
J.J. Watt	DE	2	2012-13
Mario Williams	DE	2	2009-10
Marshal Yanda	G	1	2014
Gary Zimmerman	T	2	1995-96
<b>Totals</b>	<b>34 plrs./12 pos.</b>	<b>61</b>	

## BRONCOS COACHING RECORDS

Below is a look at the overall records (regular season and playoffs) for all of Denver's head coaches in the club's 57-year history.

## BRONCOS ALL-TIME HEAD COACHES' OVERALL RECORDS

Head Coach	Years	W	L	T	Pct.
Frank Filchock	1960-61	7	20	1	.268
Jack Faulkner	1962-64	9	22	1	.297
Mac Speedie*	1964-66	6	19	1	.250
Ray Malavasi*	1966	4	8	0	.333
Lou Saban	1967-71	20	42	3	.331
Jerry Smith*	1971	2	3	0	.400
John Ralston	1972-76	34	33	3	.507
Red Miller	1977-80	42	25	0	.627
Dan Reeves	1981-92	117	79	1	.596
Wade Phillips	1993-94	16	17	0	.485
Mike Shanahan	1995-2008	146	91	0	.616
Josh McDaniels	2009-10	11	17	0	.393
Eric Studesville*	2010	1	3	0	.250
John Fox	2011-14	49	22	0	.690
<b>Gary Kubiak</b>	<b>2015-pres.</b>	<b>23</b>	<b>9</b>	<b>0</b>	<b>.719</b>

\*Interim Head Coach

## KUBIAK'S YEAR-BY-YEAR COACHING BREAKDOWN

Year	Position	Team/School	Rec.	Postseason
1992	Running Backs	Texas A&M University	12-0	Cotton Bowl (0-1)
1993	Running Backs	Texas A&M University	10-1	Cotton Bowl (0-1)
1994	Quarterbacks	San Francisco 49ers	13-3	World Champions (3-0)
1995	O.C./QBs	Denver Broncos	8-8	
1996	O.C./QBs	Denver Broncos	13-3	Playoffs (0-1)
1997	O.C./QBs	Denver Broncos	12-4	World Champions (4-0)
1998	O.C./QBs	Denver Broncos	14-2	World Champions (3-0)
1999	O.C./QBs	Denver Broncos	6-10	
2000	O.C./QBs	Denver Broncos	11-5	Playoffs (0-1)
2001	O.C./QBs	Denver Broncos	8-8	
2002	O.C./QBs	Denver Broncos	9-7	
2003	O.C.	Denver Broncos	10-6	Playoffs (0-1)
2004	O.C.	Denver Broncos	10-6	Playoffs (0-1)
2005	O.C.	Denver Broncos	13-3	Playoffs (1-1)
2006	Head Coach	Houston Texans	6-10	
2007	Head Coach	Houston Texans	8-8	
2008	Head Coach	Houston Texans	8-8	
2009	Head Coach	Houston Texans	9-7	
2010	Head Coach	Houston Texans	6-10	
2011	Head Coach	Houston Texans	10-6	Playoffs (1-1)
2012	Head Coach	Houston Texans	12-4	Playoffs (1-1)
2013	Head Coach	Houston Texans	2-11	
2014	O.C.	Baltimore Ravens	10-6	Playoffs (1-1)
2015	Head Coach	Denver Broncos	12-4	World Champions (3-0)
2016	Head Coach	Denver Broncos	8-5	

## BREAKDOWN OF GARY KUBIAK'S RECORD COACHING FOOTBALL

Category	W	L	T	Pct.
Regular season record as an NFL head coach	80	73	0	.526
Postseason record as an NFL head coach	5	2	--	.714
Overall record as an NFL head coach	86	75	0	.534
Regular season record as an NFL assistant coach	137	71	0	.659
Postseason record as an NFL assistant coach	14	8	--	.636
Overall record as an NFL assistant coach	151	79	0	.657
Overall record as an NFL coach	237	154	0	.608
Regular season record as a collegiate assistant coach	22	1	0	.957
Postseason record as a collegiate assistant coach	1	2	--	.000
Overall record as a collegiate assistant coach	22	3	0	.880
<b>Overall record coaching football</b>	<b>259</b>	<b>157</b>	<b>0</b>	<b>.623</b>





## ASSISTANT COACHES / OFFENSIVE NOTES

## BRONCOS BOAST EXPERIENCED COORDINATORS

Broncos Offensive Coordinator Rick Dennison (13 yrs.), Defensive Coordinator Wade Phillips (25 yrs.) and Special Teams Coordinator Joe DeCamillis (24 yrs.) represent the most experienced trio of coordinators in the league with 62 combined years of coordinator experience.

TEAMS WITH MOST EXPERIENCED COORDINATOR GROUP, NFL, 2016  
(Totals include 2016 season)

Team	Coordinator	Exp.
1. Denver	Rick Dennison (OC)*	13
	Wade Phillips (DC)	25
	Joe DeCamillis (STC)	24
	<b>Total</b>	<b>62</b>
2. Tennessee	Terry Robiskie (OC)	7
	Dick LeBeau (DC)**	29
	Steve Hoffman (STC)***	5
	<b>Total</b>	<b>41</b>
3. Oakland	Bill Musgrave (OC)****	9
	Ken Norton Jr. (DC)	2
	Brad Seely (STC)	28
	<b>Total</b>	<b>39</b>
Baltimore	Marty Mornhinweg (OC)^	14
	Dean Pees (DC)	9
	Jerry Rosburg (STC)	16
	<b>Total</b>	<b>39</b>
5. Atlanta	Kyle Shanahan (OC)	9
	Richard Smith (DC)	6
	Keith Armstrong (STC)	20
	<b>Total</b>	<b>35</b>

\*Spent four seasons as special teams coordinator

\*\*Spent three seasons as special teams coordinator

\*\*\*Took over as special teams coordinator in Week 5 in 2016

\*\*\*\*Was offensive coordinator for final 10 games in 1998

^Took over as offensive coordinator in Week 6 in 2016

## 2016 BRONCOS ASSISTANT COACHING STAFF

## (S) - Sideline; (B) Coaching Booth

## OFFENSE

Rick Dennison (B)	Offensive Coordinator
Clancy Barone (S)	Offensive Line
James Cregg (B)	Assistant Offensive Line
Greg Knapp (S)	Quarterbacks/Passing Game/Coord.
Klint Kubiak (B)	Offensive Assistant/Quarterbacks
Marc Lubick (B)	Assistant Wide Receivers
Brian Pariani (S)	Tight Ends
Eric Studesville (S)	Running Backs
Tyke Tolbert (S)	Wide Receivers

## DEFENSE

Wade Phillips (S)	Defensive Coordinator
Chris Beake (B)	Defensive Assistant/Defensive Line
Samson Brown (B)	Assistant Defensive Backs
Reggie Herring (S)	Linebackers
Bill Kollar (S)	Defensive Line
Fred Pagac (B)	Outside Linebackers
Joe Woods (S)	Defensive Backs

## SPECIAL TEAMS

Joe DeCamillis (S)	Special Teams Coordinator
Tony Coaxum (B)	Assistant Special Teams

## STRENGTH AND CONDITIONING

Luke Richesson (S)	Strength and Conditioning
Mike Eubanks (S)	Assistant Strength and Conditioning
Anthony Lomando (S)	Assistant Strength and Conditioning
Dennis Love (S)	Assistant Strength and Conditioning

## DENNISON'S YEAR-BY-YEAR COORDINATOR TOTALS

## RICK DENNISON'S YEARLY OFFENSIVE TOTALS/RANKINGS

## AS OFFENSIVE COORDINATOR

Year	Team	Pass Off.	Rush Off.	Total Off.	Scoring Off.
2006	Denver	174.9 (25)	134.5 (8)	309.4 (21)	19.9 (17)
2007	Denver	224.0 (13)	122.3 (9)	346.3 (11)	20.0 (21)
2008	Denver	279.4 (3)	116.4 (12)	395.8 (2)	23.1 (16)
2010	Houston	259.0 (4)	127.6 (7)	400.8 (3)	24.4 (9)
2011	Houston	219.1 (18)	153.9 (2)	384.0 (13)	23.9 (10)
2012	Houston	239.4 (11)	132.7 (8)	385.6 (7)	26.0 (8)
2013	Houston	238.3 (15)	108.9 (20)	370.4 (11)	17.3 (31)
2015	Denver	248.1 (14)	107.4 (17)	355.5 (15)	22.2 (19)
2016	Denver	234.2 (19)	93.8 (27)	328.1 (25)	22.8 (16)
<b>Averages</b>		<b>235.2 (14)</b>	<b>121.9 (12)</b>	<b>364.0 (12)</b>	<b>22.2 (16)</b>

## DENNISON HAS STRONG BRONCOS ROOTS

Rick Dennison is in his 28th overall year with the Broncos and his fifth as the club's offensive coordinator (2006-08, '15-pres.).

A linebacker for the Broncos for nine seasons (1982-90), Dennison has also worked for the club as an offensive assistant (1995-96), special teams coach (1997-2000) and offensive line coach (2001-05, '09).

Dennison's 16 years of service on the Broncos' coaching staff are the third most in franchise history. His 25 total years with Denver represents the most in team history for a player/coach.

## MOST YEARS OF COACHING EXPERIENCE WITH THE BRONCOS

Coach	Position	Year(s)
1. Mike Shanahan	Wide Receivers	1984 (1)
	Offensive Coord.	1985-87 (3)
	Quarterbacks	1989-90 (2)
	Offensive Coord.	1991 (1)
	Head Coach	1995-2008 (14)
<b>Total</b>		<b>21</b>
2. Joe Collier	Defensive Backfield	1969-71 (3)
	Defensive Coord.	1972-81 (10)
	Asst. Head Coach/Defense	1982-88 (7)
	<b>Total</b>	<b>20</b>
3. Stan Jones	Defensive Line	1967-71, '76-88 (18)
	<b>Total</b>	<b>18</b>
4. Rick Dennison	Offensive Assistant	1995-96 (2)
	Special Teams	1997-2000 (4)
	Offensive Line	2001-05 (5)
	Offensive Coord.	2006 (1)
	Offensive Coord./Off. Line	2007-08 (2)
	Offensive Line	2009 (1)
	Offensive Coord.	2015 (1)
<b>Total</b>		<b>16</b>
5. Bobby Turner	Running Backs	1995-2009 (15)
	<b>Total</b>	<b>15</b>

## MOST YEARS OF EXPERIENCE WITH THE BRONCOS AS A COACH/PLAYER

Name	Player	Coach	Total
1. Rick Dennison	9	16	25
2. Barney Chavous	13	11	24
3. Gary Kubiak	9	12	21
Mike Shanahan	0	21	21
5. Joe Collier	0	20	20





## OFFENSIVE NOTES

## BRONCOS GO WITH SIEMIAN

The Broncos are just the fourth Super Bowl champion to open the following season with a different quarterback.

## DEFENDING SUPER BOWL CHAMPIONS TO START A DIFFERENT QUARTERBACK IN WEEK 1 THE FOLLOWING SEASON

Team	SB	Quarterback	Next Yr.	Quarterback
Dallas	VI	Roger Staubach	1972	Craig Morton
Denver	XXXIII	John Elway	1999	Brian Griese
Baltimore	XXXV	Trent Dilfer	2001	Elvis Grbac
Denver	50	Peyton Manning	2016	Trevor Siemian

## SIEMIAN'S 300-YARD GAMES

Trevor Siemian's three 300-yard passing games in 2016 are the second most by a Broncos quarterback in his first season starting for the team.

## MOST 300-YARD PASSING GAMES IN FIRST SEASON STARTING FOR BRONCOS

Player	Year	Rec.
1. Peyton Manning	2012	9
2. Trevor Siemian	2016	3
3. Kyle Orton	2009	2
Brian Griese	1999	2
Frank Tripucka	1960	2

## SIEMIAN WINS STARTING DEBUT

Trevor Siemian became the sixth quarterback drafted by Denver to earn a win in his first NFL start.

## QUARTERBACKS DRAFTED BY DENVER TO START FOR THE TEAM

Player	Year Drafted	Rd. (Ovr.)	GS w/Denver
Mickey Slaughter	1963	7 (N/A)	19
Scotty Glacken	1966	7 (N/A)	1
Marlin Briscoe	1968	14 (357)	5
Chuck Pastrana	1969	11 (270)	3
John Hufnagel	1973	14 (348)	1
Craig Penrose	1976	4 (107)	4
Mark Herrmann	1981	4 (98)	1
Gary Kubiak	1983	8 (197)	5
Tommy Maddox	1992	1 (25)	4
Brian Griese	1998	3 (91)	51
Jarious Jackson	2000	7 (214)	1
Jay Cutler	2006	1 (11)	37
Tim Tebow	2010	1 (25)	14
Brock Osweiler	2012	2 (57)	7
Trevor Siemian	2015	7 (250)	10
Paxton Lynch	2016	1 (26)	2

## QUARTERBACKS DRAFTED BY DENVER TO WIN THEIR STARTING DEBUT

Player	Date	Res./Opp.	Att.	Cmp.	Yds.	TD	INT	Rtg.
Mickey Slaughter	9/29/1963	W, 14-10 vs. Bos.	18	7	109	0	2	20.1
Marlin Briscoe	10/6/1968	W, 10-7 vs. Cin.	11	4	37	0	0	46.4
Craig Penrose	12/5/1976	W, 17-16 vs. K.C.	27	11	176	2	2	57.0
Gary Kubiak	11/20/1983	W, 38-27 vs. Sea.	18	10	165	1	1	81.9
Brock Osweiler	11/22/2015	W, 17-15 at Chi.	27	20	250	2	0	127.1
Trevor Siemian	9/8/2016	W, 21-20 vs. Car.	26	18	178	1	2	69.1

## SIEMIAN IMPRESSIVE IN FIRST ROAD START

Broncos quarterback Trevor Siemian completed 23-of-35 passes (65.7%) for 312 yards with four touchdowns (132.1 rtg.) against Cincinnati in Week 3 to become the first player in NFL history with 300 passing yards, four passing touchdowns and zero interceptions in his first career road start.

His performance marked just the third time any Broncos quarterback has reached those totals in a road game. The two previous occurrences were by Peyton Manning during his 2013 MVP season.

## BRONCOS TO THROW FOR 300 YARDS AND THREE TOUCHDOWNS WITHOUT AN INTERCEPTION IN A ROAD GAME

Player	Opp. (Date)	Att.	Cmp.	Pct.	Yds.	TD	INT	Rtg.
Peyton Manning	at S.D. (11/10/13)	36	25	69.4	330	4	0	135.2
Peyton Manning	at Hou. (12/22/13)	51	32	62.7	400	4	0	113.2
Trevor Siemian	at Cin. (9/25/16)	35	23	65.7	312	4	0	132.1

## SIEMIAN ACCOMPLISHES RARE FEAT vs. CHIEFS

Broncos quarterback Trevor Siemian in Week 12 joined Peyton Manning (4x) and John Elway (1x) as the only players in team history to throw for 350 yards and three touchdowns without an interception.

Against the Chiefs, Siemian completed 20-of-34 passes (58.8%) for 368 yards with three touchdowns (125.6 rtg.).

## BRONCOS TO THROW FOR 350 YARDS AND THREE TOUCHDOWNS WITHOUT AN INTERCEPTION IN A SINGLE GAME

Player	Opp. (Date)	Att.	Cmp.	Yds.	TD	Rtg.
John Elway	at LAA (1/2/94)	36	25	361	3	129.5
Peyton Manning	vs. Bal. (9/5/13)	42	27	462	7	141.1
Peyton Manning	vs. Oak. (9/23/13)	37	32	374	3	135.8
Peyton Manning	vs. Ten. (12/8/13)	59	39	397	4	107.8
Peyton Manning	at Hou. (12/22/13)	51	32	400	4	113.2
Trevor Siemian	vs. KC. (11/27/16)	34	20	368	3	125.6

## LYNCH MAKES FIRST CAREER START vs. FALCONS

Broncos quarterback Paxton Lynch, who was selected by Denver with the 26th overall pick in the 2016 NFL Draft, made his professional starting debut in Week 5 against Atlanta.

Lynch completed 23-of-35 passes (65.7%) for 223 yards with one touchdown and one interception (81.0 rtg.). His 23 completions were one shy of the Broncos record for a starting debut (Brian Griese, 24 vs. Mia., 9/13/99).

## MOST COMPLETIONS BY A QUARTERBACK IN HIS BRONCOS STARTING DEBUT

Player	Opponent (Date)	No.
1. Brian Griese	vs. Mia. (9/13/1999)	24
2. Paxton Lynch	vs. Atl. (10/9/2016)	23
3. Ken Karcher	vs. Hou. (10/4/1987)	22
4. Steve DeBerg	at Cin. (11/22/1981)	21
5. Charley Johnson	at Oak. (10/22/1972)	20
Brock Osweiler	at Chi. (11/22/2015)	20
Hugh Millen	at LAA (12/11/1994)	20

## THOMAS IN ELITE COMPANY

Broncos wide receiver Demaryius Thomas posted 105 receptions for 1,304 yards in 2015 to join Marvin Harrison (1999-2002) and Torry Holt (2002-05) as the only players in league history with four consecutive seasons totaling at least 90 catches and 1,300 receiving yards.

## MOST CONSECUTIVE SEASONS WITH 90 RECEPTIONS AND 1,300 RECEIVING YARDS, NFL HISTORY

Player	No.	Years
1. Demaryius Thomas, Den.	4	2012-15
Torry Holt, Stl.	4	2002-05
Marvin Harrison, Ind.	4	1999-2002





## OFFENSIVE NOTES

## THOMAS' 1,000-YARD SEASONS

Broncos wide receiver Demaryius Thomas has topped 1,000 receiving yards in each of the last four seasons, joining Ring of Famer Rod Smith as the only players in franchise history to accomplish that feat.

With 75 more receiving yards, Thomas will become will have five consecutive 1,000-yard seasons to represent the longest active streak in the NFL.

## MOST CONSECUTIVE SEASONS WITH 1,000 RECEIVING YARDS, BRONCOS HISTORY

Player	No.	Years
1. Rod Smith	6	1997-2002
2. <b>Demaryius Thomas</b>	<b>4</b>	<b>2012-15</b>
3. Brandon Marshall	3	2007-09
Ed McCaffrey	3	1998-2000

MOST CONSECUTIVE SEASONS WITH 1,000 RECEIVING YARDS, NFL  
(Active streaks; includes players that can extend streaks in 2016)

Player	No.	Years
1. A.J. Green, Cin.	5	2011-15
2. <b>Demaryius Thomas, Den.</b>	<b>4</b>	<b>2012-15</b>
Antonio Brown, Pit.	4	2013-16
T.Y. Hilton, Ind.	4	2013-16
5. Odell Beckham Jr., NYG	3	2014-16
Mike Evans, T.B.	3	2014-16
Julio Jones, Atl.	3	2014-16

## THOMAS TOP FIVE IN BRONCOS CAREER RECEIVING

Broncos wide receiver Demaryius Thomas currently ranks fourth in Broncos history in receptions (532) and third in receiving yards (7,546) and receiving touchdowns (52).

## MOST CAREER RECEPTIONS, BRONCOS HISTORY

Player	Rec.
1. Rod Smith	849
2. Shannon Sharpe	675
3. Lionel Taylor	543
4. <b>Demaryius Thomas</b>	<b>532</b>
5. Ed McCaffrey	462

## MOST CAREER RECEIVING YARDS, BRONCOS HISTORY

Player	Yds.
1. Rod Smith	11,389
2. Shannon Sharpe	8,439
3. <b>Demaryius Thomas</b>	<b>7,546</b>
4. Lionel Taylor	6,872
5. Ed McCaffrey	6,200

## MOST CAREER RECEIVING TOUCHDOWNS, BRONCOS HISTORY

Player	TD
1. Rod Smith	68
2. Shannon Sharpe	55
3. <b>Demaryius Thomas</b>	<b>52</b>
4. Ed McCaffrey	46
5. Haven Moses	44
Lionel Taylor	44

## THOMAS WORKS HIS WAY UP TEAM RECORD BOOKS

Broncos wide receiver Demaryius Thomas owns two of the Top 5 single-season reception totals in team history and three of the Top 5 single-season receiving yardage totals in franchise annals.

## MOST RECEPTIONS, SINGLE SEASON, BRONCOS HISTORY

Player	Year	Rec.
1. Rod Smith	2000	113
2. <b>Demaryius Thomas</b>	<b>2014</b>	<b>111</b>
3. <b>Demaryius Thomas</b>	<b>2015</b>	<b>105</b>
4. Brandon Marshall	2008	104
5. Brandon Marshall	2007	102

## MOST RECEIVING YARDS, SINGLE SEASON, BRONCOS HISTORY

Player	Year	Yds.
1. <b>Demaryius Thomas</b>	<b>2014</b>	<b>1,619</b>
2. Rod Smith	2000	1,602
3. Brandon Lloyd	2010	1,448
4. <b>Demaryius Thomas</b>	<b>2012</b>	<b>1,434</b>
5. <b>Demaryius Thomas</b>	<b>2013</b>	<b>1,430</b>

## THOMAS' 100-YARD GAMES

Broncos wide receiver Demaryius Thomas has produced 34 career 100-yard receiving games (including playoffs) to represent the most in Broncos history and tie for the second most in the NFL since 2011 when he recorded his first 100-yard output.

## MOST 100-YARD RECEIVING GAMES, BRONCOS HISTORY (incl. playoffs)

Player	No.
1. <b>Demaryius Thomas</b>	<b>34</b>
2. Rod Smith	31
3. Lionel Taylor	24
4. Ed McCaffrey	18
Shannon Sharpe	18

## MOST 100-YARD RECEIVING GAMES, NFL, 2011-PRES. (incl. playoffs)

Player	No.
1. Julio Jones, Atl.	36
2. <b>Demaryius Thomas, Den.</b>	<b>33</b>
Calvin Johnson, Det.	34
4. Brandon Marshall, Mia./Chi./NYJ	32
5. Antonio Brown, Pit.	31

THOMAS IS DENVER'S ALL-TIME  
LEADING POSTSEASON RECEIVER

Broncos wide receiver Demaryius Thomas owns the most receptions (53) and receiving touchdowns (6) in Broncos postseason history while ranking second in team playoff annals with 759 receiving yards.

## MOST CAREER RECEPTIONS, BRONCOS POSTSEASON HISTORY

Player	Rec.
1. <b>Demaryius Thomas</b>	<b>53</b>
2. Rod Smith	49
3. Shannon Sharpe	47
4. Vance Johnson	40
5. Ed McCaffrey	36

## MOST CAREER RECEIVING YARDS, BRONCOS POSTSEASON HISTORY

Player	Yds.
1. Rod Smith	860
2. <b>Demaryius Thomas</b>	<b>759</b>
3. Vance Johnson	715
4. Shannon Sharpe	505
5. Ed McCaffrey	490

## MOST CAREER RECEIVING TOUCHDOWNS, BRONCOS POSTSEASON HISTORY

Player	TD
1. <b>Demaryius Thomas</b>	<b>6</b>
Rod Smith	6
3. Vance Johnson	4
4. Eight players	2





## OFFENSIVE / DEFENSIVE NOTES

## THOMAS/SANDERS A DYNAMIC DUO

Wide receivers Demaryius Thomas and Emmanuel Sanders have each topped 100 receiving yards in the same game seven times since 2014 to lead all NFL receiving duos during that span.

MOST GAMES WITH A RECEIVING DUO EACH  
TOTALING 100 YARDS, NFL, SINCE 2014

Players	Team	No.
1. D. Thomas / E. Sanders	Denver	7
2. A. Brown / M. Bryant	Pittsburgh	3
R. Cobb / J. Nelson	Green Bay	3

GAMES WITH EMMANUEL SANDERS & DEMARIYUS THOMAS EACH  
RECORDING 100 RECEIVING YARDS

Opp. (Date)	Thomas	Sanders
vs. Arizona (10/5/14)	226	101
vs. San Diego (10/23/14)	105	120
at New England (11/2/14)	127	151
at St. Louis (11/16/14)	103	102
at Cleveland (10/18/15)	111	109
at Cincinnati (9/25/16)	100	117
at Tennessee (12/11/15)	126	100

## THOMAS &amp; SANDERS MOVE THE CHAINS

Broncos wide receivers Demaryius Thomas and Emmanuel Sanders rank fourth and seventh, respectively, in the NFL in receiving first downs during the last three seasons.

## MOST RECEIVING FIRST DOWNS, NFL, 2014-PRES.

Player	No.
1. Antonio Brown, Pit.	226
2. Julio Jones, Atl.	224
3. DeAndre Hopkins, Hou.	183
4. Demaryius Thomas, Den.	177
Mike Evans, T.B.	177
6. Odell Beckham Jr., NYG	175
7. Emmanuel Sanders, Den.	167

## BOOKER LEADS TEAM IN RUSHING

Broncos running back Devontae Booker, who has started Denver's last four games, leads the team with 511 rushing yards on 149 attempts in 2016.

Booker is on pace to become the 13th rookie in franchise history to lead the team in rushing.

## ROOKIES TO LEAD BRONCOS IN RUSHING

Year	Player	Yards
1960	Dave Rolle	501
1963	Billy Joe	649
1967	Floyd Little	381
1982	Gerald Willhite	347
1989	Bobby Humphrey	1,151
1995	Terrell Davis	1,117
1999	Olandis Gary	1,159
2000	Mike Anderson	1,487
2002	Clinton Portis	1,508
2007	Selvin Young	729
2008	Peyton Hillis	343
2009	Knowshon Moreno	947
2016	Devontae Booker*	511

\*Leads team in rushing through Week 14

## FORSETT REUNITED WITH KUBIAK

The Broncos claimed running back Justin Forsett off waivers from Detroit on Dec. 5, reuniting the ninth-year player with Head Coach Gary Kubiak.

Kubiak served as Baltimore's offensive coordinator in 2014 when Forsett rushed for a career-high 1,266 yards and eight touchdowns to earn his first career Pro Bowl selection. Forsett also spent a season in Houston under Kubiak in 2012.

## BRONCOS RB JUSTIN FORSETT PLAYING IN GARY KUBIAK'S OFFENSIVE SYSTEM

Year	Team	GP	GS	Att.	Yds.	Avg.	TD
2012	Houston	16	0	63	374	5.9	1
2014	Baltimore	16	14	235*	1,266*	5.4	8*
2016	Denver	1	0	6	17	2.8	0
<b>Totals</b>		<b>33</b>	<b>14</b>	<b>304</b>	<b>1,657</b>	<b>5.5</b>	<b>9</b>

\*Career highs

## PHILLIPS' YEAR-BY-YEAR COORDINATOR TOTALS

Wade Phillips owns 24 years of experience as an NFL defensive coordinator with seven different teams.

In 2015, Phillips was honored as the Co-Assistant Coach of the Year by the Pro Football Writers of America. The first Broncos assistant to receive the honor, Phillips also received assistant coach of the year recognition in 2011 as Houston's defensive coordinator.

He joins Dom Capers (Pit., 1994; Jac., 1999) and Dick LeBeau (Pit., 2004, '08) as the only two-time winners of the award which was initiated by the PFWA in 1993.

WADE PHILLIPS' YEARLY DEFENSIVE TOTALS/RANKINGS  
AS DEFENSIVE COORDINATOR

Year	Team	Pass Def.	Rush Def.	Total Def.	Scoring Def.
1981	N.O.	208.6 (20)	119.8 (11)	328.3 (11)	23.6 (24)
1982	N.O.	181.4 (8)	108.2 (10)	289.7 (5)	17.8 (8)
1983	N.O.	168.2 (1)	125.0 (11)	293.2 (2)	21.1 (12)
1984	N.O.	153.3 (1)	153.8 (26)	307.1 (4)	22.6 (19)
1985	N.O.	228.3 (23)	135.1 (19)	363.4 (24)	25.1 (22)
1986	Phi.	202.2 (14)	124.3 (19)	326.5 (17)	19.5 (12)
1987	Phi.	240.4 (28)	109.5 (9)	349.9 (23)	25.3 (25)
1988	Phi.	259.2 (28)	103.3 (6)	362.4 (27)	19.9 (14)
1989	Denver	176.7 (3)	98.8 (6)	275.4 (3)	14.1 (1)
1990	Denver	211.4 (21)	122.7 (17)	334.1 (20)	23.4 (23)
1991	Denver	172.2 (3)	112.1 (19)	284.3 (5)	14.7 (3)
1992	Denver	195.0 (18)	122.7 (23)	317.7 (22)	20.6 (19)
1995	Buffalo	218.9 (16)	101.6 (11)	320.5 (13)	20.9 (12)
1996	Buffalo	191.8 (8)	104.3 (14)	296.1 (9)	16.6 (6)
1997	Buffalo	191.3 (12)	112.0 (15)	303.3 (9)	22.9 (23)
2002	Atlanta	205.4 (16)	127.9 (23)	333.4 (19)	19.6 (8)
2003	Atlanta	237.5 (32)	144.3 (29)	381.8 (32)	26.4 (30)
2004	S.D.	253.3 (31)	81.7 (3)	335.0 (18)	19.6 (11)
2005	S.D.	224.9 (28)	84.3 (1)	309.3 (13)	19.5 (13)
2006	S.D.	200.8 (13)	100.8 (7)	301.6 (10)	18.9 (7)
2011	Houston	189.7 (3)	96.0 (4)	285.7 (2)	17.4 (4)
2012	Houston	225.8 (16)	97.5 (7)	323.3 (7)	20.7 (9)
2013	Houston	195.2 (3)	122.4 (23)	317.6 (7)	26.8 (24)
2015	Denver	199.6 (1)	83.6 (3)	283.1 (1)	18.5 (4)
2016	Denver	183.5 (1)	127.2 (29)	310.7 (3)	18.6 (6)
<b>Averages</b>		<b>204.6 (14)</b>	<b>112.8 (14)</b>	<b>317.3 (12)</b>	<b>20.6 (14)</b>





## DEFENSIVE NOTES

## BRONCOS DEFENSIVE RANKINGS

The Broncos rank among the league leaders in many significant defensive categories through the first 13 weeks of the season.

## DENVER'S 2016 DEFENSIVE STATISTICAL RANKINGS

Statistic	No.	Rk.
Total Defense	310.7	3rd
Pass Defense	183.5	1st
Rush Defense	127.2	29th
Scoring Defense	18.6	6th
Sacks	38	2nd
Interceptions	12	T-10th
Interception Return Yards	284	1st
Passes Defensed	75	4th
Defensive Forced Fumbles	8	24th
Defensive Fumble Recoveries	8	T-6th

## BRONCOS RANK SECOND IN DEFENSIVE TDs SINCE '15

The Broncos have totaled 10 total defensive touchdowns (7 INT ret.; 3 FUM ret.) since the start of the 2015 season (incl. playoffs) to rank second in the NFL during that span.

Denver is 9-0 when scoring a defensive touchdown during the last two seasons.

## MOST DEFENSIVE TOUCHDOWNS, NFL, 2015-pres. (incl. playoffs)

Team	INT-TD	FUM-TD	Total
1. Kansas City	8	3	11
2. Denver	7	3	10
3. Carolina	7	2	9
4. Atlanta	4	4	8
5. Arizona	5	2	7

## DENVER'S DEFENSIVE TOUCHDOWNS, 2015-16

Opp. (Date)	Player	Defensive TD
vs. Bal. (9/13/15)	Aqib Talib	51-yd. INT ret.
at K.C. (9/17/15)	Bradley Roby	21-yd. FUM ret.
at Oak. (10/11/15)	Chris Harris	74-yd. INT ret.
at Cle. (10/18/15)	Aqib Talib	63-yd. INT ret.
at S.D. (12/6/15)	Danny Trevathan	25-yd. INT ret.
vs. Car. (2/7/16)	Malik Jackson	FUM rec. In EZ
vs. Ind. (9/18/16)	Aqib Talib	36-yd. INT ret.
vs. Ind. (9/18/16)	Shane Ray	15-yd. FUM ret.
vs. S.D. (10/30/16)	Bradley Roby	49-yd. INT ret.
at Jac. (12/4/16)	Bradley Roby	51-yd. INT ret.

## BRONCOS GETTING TO THE QUARTERBACK

The Broncos rank second in the NFL with 38 sacks and lead the league with 100 quarterback hits through 14 weeks in 2016.

## MOST TEAM SACKS, NFL, 2016

Team	No.
1. Carolina	39
2. Denver	38
3. Minnesota	35
4. Washington	34
5. Four teams	33

## MOST TEAM QUARTERBACK HITS, NFL, 2016

Team	No.
1. Denver	100
2. Minnesota	97
3. New Orleans	89
4. Washington	87
5. Seattle	84
Tennessee	84

## MILLER/RAY REPRESENT NFL'S TOP SACK DUO

Broncos outside linebackers Von Miller (13.5) and Shane Ray (6.0) have combined for 19.5 sacks to represent the NFL's most prolific pass rushing duo through Week 14.

## MOST COMBINED SACKS BY A DEFENSIVE TANDEM, NFL, 2016

Team	Tandem	Sacks
1. Denver	V. Miller (13.5) / S. Ray (6.0)	19.5
2. Tennessee	B. Orakpo (10.0) / D. Morgan (9.0)	19.0
Washington	R. Kerrigan (11.0) / T. Murphy (8.0)	19.0
4. Minnesota	D. Hunter (10.5) / E. Griffen (8.0)	18.5
5. Atlanta	V. Beasley Jr. (13.5) / A. Clayborn (4.5)	18.0

## DEFENSE SETTLES DOWN AFTER INITIAL DRIVES

The Broncos have given up 48 points during their opponents' 13 initial drives this season (3.7 pts./drive) to contribute to the team's -47 scoring differential (70-23) in the first quarter.

However, Denver's defense has regularly put the clamps down its opponents thereafter, allowing just 175 points on its opponents' other 144 possessions (1.2 pts./drive).

## BREAKDOWN OF DENVER'S OPPONENT POSSESSIONS

Opp. Possessions	No.	Pts.	Pts./Poss.
Opp. 1st Poss.	13	48	3.7
All Other Poss.	144	175	1.2
<b>TOTAL</b>	<b>157</b>	<b>226</b>	<b>1.4</b>

## MILLER A FOUR-TIME PRO BOWLER

Broncos outside linebacker Von Miller was selected to his fourth career Pro Bowl in 2015 to join Hall of Fame running back Floyd Little and Ring of Fame safety Steve Atwater as the only players to make four Pro Bowls in their first five seasons with Denver.

## MOST PRO BOWLS IN FIRST FIVE SEASONS WITH BRONCOS

Player	Pos.	No.
1. Von Miller	OLB	4
Steve Atwater	S	4
Floyd Little	RB	4*
4. Ryan Clady	T	3
Terrell Davis	RB	3
Riley Odoms	TE	3

\*Total includes AFL All-Star selections

## MILLER NAMED SUPER BOWL 50 MVP

Broncos outside linebacker Von Miller recorded six tackles (5 solo), 2.5 sacks (27 yds.), one pass defensed and two forced fumbles in Denver's 24-10 win against Carolina in Super Bowl 50 to earn Game MVP honors.

Miller became just the 10th defensive player to win Super Bowl MVP honors.

## DEFENSIVE PLAYERS TO BE NAMED SUPER BOWL MVP

Season	S.B.	Player	Pos.
1970	V	Chuck Howley, Dal.	Linebacker
1972	VII	Jake Scott, Mia.	Safety
1977	XII	Harvey Martin, Dal.	Defensive End
		Randy White, Da.	Defensive Tackle
1985	XX	Richard Dent, Chi.	Defensive End
1995	XXX	Larry Brown, Dal.	Cornerback
2000	XXXV	Ray Lewis, Bal.	Linebacker
2002	XXXVII	Dexter Jackson, T.B.	Safety
2013	XLVIII	Malcolm Smith, Sea.	Linebacker
2015	50	Von Miller, Den.	Linebacker





## DEFENSIVE NOTES

## MILLER SETS BRONCOS PLAYOFF SACK RECORD

Von Miller recorded 2.5 sacks each in Denver's AFC Championship Game against New England and Super Bowl 50 against Carolina to set a franchise single-game playoff record.

Miller's five total sacks tie for the fourth most in the NFL in a single post-season since sacks became an official statistic beginning in 1982.

## MOST SACKS, SINGLE GAME, BRONCOS POSTSEASON HISTORY

Player	Opponent (Date)	No.
1. Von Miller	vs. Carolina (2/7/16)	2.5
Von Miller	vs. New England (1/24/16)	2.5
2. Shaun Phillips	vs. San Diego (1/12/14)	2.0
Robert Ayers	vs. Pittsburgh (1/8/12)	2.0
Neil Smith	at Kansas City (1/4/98)	2.0
Alfred Williams	at Kansas City (1/4/98)	2.0
Simon Fletcher	at L.A. Raiders (1/9/94)	2.0
Simon Fletcher	vs. Cleveland (1/14/90)	2.0
Rulon Jones	vs. New England (1/4/87)	2.0
Lyle Alzado	vs. Dallas (1/15/78)	2.0
Rubin Carter	vs. Dallas (1/15/78)	2.0

## MOST SACKS IN A SINGLE POSTSEASON, NFL, SINCE 1982

Player	Season	GP	Sk.
1. LaMarr Woodley, Pit.	2008	3	6.0
Michael McCrary, Bal.	2000	4	6.0
Richard Dent, Chi.	1985	3	6.0
4. Von Miller, Den.	2015	3	5.0
Terrell Suggs, Bal.	2010	2	5.0
Willie McGinest, N.E.	2003	3	5.0
Tony Tolbert, Dal.	1995	3	5.0

## MILLER SURPASSES 70 CAREER SACKS

Broncos outside linebacker Von Miller (72.5 total sacks in first 83 games) tied for the fourth-fastest player in NFL history to compile 70 quarterback takedowns.

## FASTEST PLAYERS TO REACH 70 CAREER SACKS, NFL HISTORY

Player	GP
1. Reggie White	57
2. J.J. Watt	75
3. Derrick Thomas	82
4. Von Miller	83
Bruce Smith	83

## MILLER JOINS ELITE BRONCOS SACK GROUP

Broncos outside linebacker Von Miller is one of just two players in franchise history (Elvis Dumervil, 2006-11) to post at least five sacks in each of his first six NFL seasons.

Miller is currently tied for fifth on the franchise's all-time sack list with 73.5 career quarterback takedowns.

## BRONCOS WITH FIVE SACKS IN EACH OF THEIR FIRST SIX NFL SEASONS

Player	Years	Sacks
Elvis Dumervil	2006-11*	63.5
Von Miller	2011-16	73.5

\*spent 2010 season on injured reserve

## MOST CAREER SACKS, BRONCOS HISTORY

Player	Years	No.
1. Simon Fletcher	1985-95	97.5
2. Karl Mecklenburg	1983-94	79.0
3. Barney Chavous	1973-85	75.0
4. Von Miller	2011-pres.	73.5
Rulon Jones	1980-88	73.5

\*Note: Broncos sack totals before 1982 derived from play-by-play analysis

## MILLER IS NFL SACK LEADER

Von Miller is tied for first in the NFL with 13.5 sacks through 14 weeks this season.

## MOST INDIVIDUAL SACKS, NFL, 2016

Player	No.
1. Von Miller, Den	13.5
Vic Beasley Jr., Atl.	13.5
3. Ryan Kerrigan, Was.	11.0
Khalil Mack, Oak.	11.0
5. Danielle Hunter, Min.	10.5

## MILLER'S 10-SACK SEASONS

Broncos outside linebacker Von Miller and Ring of Fame linebacker Simon Fletcher are the only players in franchise history with five 10-sack seasons.

Miller is also one of just six players in NFL history (since 1982) to record 10 sacks in at least five of their first six seasons.

## MOST SEASONS WITH 10+ SACKS, BRONCOS HISTORY

Player	No.	Years
1. Von Miller	5	2011-12, '14-16
Simon Fletcher	5	1989-93
3. Paul Smith	4	1970-73
4. Elvis Dumervil	3	2007, '09, '12
Rulon Jones	3	1980, '84-85
Rich Jackson	3	1968-70

## MOST 10+ SACK SEASONS IN FIRST SIX YEARS, NFL HISTORY (Since 1982)

Player	Years	No.
1. Reggie White*	1985-90	6
2. Von Miller	2011-16	5
DeMarcus Ware	2006-10	5
Derrick Thomas*	1989-94	5
Bruce Smith*	1986-90	5
Richard Dent*	1984-88	5

\*Member of the Pro Football Hall of Fame

## MILLER'S SACK STREAKS

Broncos outside linebacker Von Miller has recorded six career sack streaks spanning five or more games, including a seven-game streak from 2015-16 that tied for the third-longest streak in team history.

## VON MILLER'S LONGEST CAREER STREAKS WITH AT LEAST A HALF SACK

Year(s)	Games	No.
1. 2015-16	16, 1-6	7
2014	2-7	6
2012	8-13	6
4. 2015	9-13	5
2011	8-12	5
2011	2-6	5

## LONGEST SACK STREAKS, BRONCOS HISTORY

Player	Year(s)	Games	No.
1. Simon Fletcher	1992-93	10-16, 1-3	10*
2. Simon Fletcher	1991	9-16	8
3. Von Miller	2015-16	16, 1-6	7
Lyle Alzado	1984-85	9-14, 1	7

\*NFL record





## DEFENSIVE NOTES

## MILLER TURNS UP THE PRESSURE

Broncos outside linebacker Von Miller is tied for the NFL lead with 72 total pressures (14 sacks, 8 hits and 50 hurries) according to ProFootballFocus.com.

## MOST QB PRESSURES, NFL, 2016 (Courtesy ProFootballFocus.com)

Player	Sk.	Ht.	Hu.	Tot.
1. Von Miller, Den.	14	8	50	72
Olivier Vernon, NYG	8	12	52	72
3. Brandon Graham, Phi.	5	12	48	65
4. Ryan Kerrigan, Was.	12	7	47	66
5. Cameron Jordan, N.O.	7	14	42	63

## MILLER AMONG BEST FORCING FUMBLES SINCE '11

Von Miller is tied for fourth in the NFL with 18 forced fumbles since he entered the league in 2011.

## MOST FORCED FUMBLES, NFL, 2011-PRES.

Player	No.
1. Cliff Avril, Det./Sea.	20
2. Ryan Kerrigan, Was.	19
Charles Tillman, Chi./Car.	19
4. Von Miller, Den.	18
Robert Quinn, Stl.	18

## MILLER/WARE A DANGEROUS DUO

Broncos outside linebackers Von Miller and DeMarcus Ware each rank in the Top 8 in NFL history (since 1982) in sacks per game among players who have appeared in 50 or more contests.

## MOST SACKS PER GAME, NFL HISTORY (Since 1982 / min. 50 GP)

Player	GP	Sk	Sk/G
1. J.J. Watt*	83	76.0	0.92
2. Von Miller*	85	73.5	0.86
3. Reggie White	232	198.0	0.85
4. Mark Gastineau	89	74.0	0.83
5. Justin Houston*	74	60.5	0.82
6. Aldon Smith*	59	47.5	0.81
7. Lawrence Taylor	168	132.5	0.79
8. DeMarcus Ware*	176	138.5	0.79

\*active player

## WARE AMONG NFL'S TOP PASS RUSHERS

Broncos outside linebacker DeMarcus Ware owns 138.5 career sacks to rank eighth in NFL history and second among active players.

## MOST SACKS IN NFL HISTORY (Since 1982)

Player	No.
1. Bruce Smith	200.0
2. Reggie White	198.0
3. Kevin Greene	160.0
4. Chris Doleman	150.5
5. Julius Peppers*	142.5
6. Michael Strahan	141.5
7. Jason Taylor	139.5
8. DeMarcus Ware*	138.5
9. Richard Dent	137.5
John Randle	137.5

\*active player

## WARE A NINE-TIME PRO BOWL SELECTION

Broncos outside linebacker DeMarcus Ware was named to his ninth Pro Bowl in 2015 to represent the most selections by an active NFL defensive player.

## MOST PRO BOWL SELECTIONS AMONG ACTIVE NFL DEFENSIVE PLAYERS

Player	Pos.	No.
1. DeMarcus Ware	OLB/DE	9
2. Julius Peppers	OLB/DE	8
3. Dwight Freeney	OLB/DE	7
Darrelle Revis	CB	7

## RAY POSTS THREE SACKS IN FIRST CAREER START

Broncos outside linebacker Shane Ray totaled a career-high three sacks in Denver's Week 3 win against Cincinnati to become the third-youngest player in team history with a three-sack game.

Ray also became the first NFL player since John Henderson (Jac., 2002) to post a three-sack game in his first career start.

YOUNGEST PLAYERS IN BRONCOS HISTORY  
WITH THREE A THREE-SACK GAME (Since 1982)

Player	Opp. (Date)	Sk	Age (Yrs.-Days)
1. Reggie Hayward	vs. Sea. (12/9/01)	3.0	22-270
2. Elvis Dumervil	at Cle. (10/22/06)	3.0	22-276
3. Shane Ray	at Cin. (9/25/16)	3.0	23-130
4. Von Miller	at Cin. (11/4/12)	3.0	23-223
5. Von Miller	vs. S.D. (11/18/12)	3.0	23-237

## WARD A FORCE IN THE BACKFIELD

Broncos safety T.J. Ward is tied for fourth among NFL defensive backs with 20 tackles for a loss since 2013—a total that includes 6.5 quarterback sacks and 13.5 run stuffs.

## MOST TACKLES FOR A LOSS BY A DEFENSIVE BACK, NFL, 2013-PRES.

Player	No.
1. Tyrann Mathieu, Ari.	22
2. Reshad Jones, Mia.	21
T.J. McDonald, L.A.	21
4. T.J. Ward, Cle./Den.	20
Tony Jefferson, Ari.	20

## WARD A TAKEAWAY MACHINE

Broncos safety T.J. Ward has had a hand in five takeaways this season to tie for the second most among NFL safeties through Week 14.

## SAFETIES PART OF THE MOST TAKEAWAYS, NFL, 2016

Player	INT	FF	FR	Total
1. Landon Collins, NYG	5	0	1	6
2. T.J. Ward, Den.	1	3	2	5*
Reggie Nelson, Oak.	3	0	2	5
Kenny Vaccaro, N.O.	2	2	1	5

\*FF & FR on same play only counts as one takeaway

## WARD LEADS BRONCOS IN TACKLES

T.J. Ward currently leads the Broncos with 81 tackles (66 solo) and is on pace to join Ring of Famer Steve Atwater (1993, '95) as the only true safeties to lead the team in defensive stops.

## SAFETIES TO LEAD BRONCOS IN TACKLES (since 1970)

Year	Player	Tackles
1993	Steve Atwater	141
1995	Steve Atwater	148
2016	T.J. Ward*	81

\*Leads team in tackles through Week 14





## DEFENSIVE / SPECIAL TEAMS NOTES

## HARRIS JR.: UNDRAFTED TO PRO BOWLER

Signed by the Broncos as a college free agent in 2011, cornerback Chris Harris Jr. is one of just five undrafted cornerbacks in pro football history to make multiple Pro Bowls with his original team.

UNDRAFTED CBs TO MAKE MULTIPLE PRO BOWLS  
WITH THEIR ORIGINAL TEAM

Player	Team	Pro Bowls w/original team
Cornell Green	Dallas	5 (1967-69, '71-'72)*
Emmitt Thomas	Kansas City	5 (1968, '71-'72, '74-'75)*
Robert James	Buffalo	3 (1972-'74)
Everson Walls	Dallas	4 (1981-'83, '85)
Chris Harris Jr.	Denver	2 (2014-'15)

\*Totals include AFL All-Star selections

## HARRIS JR./TALIB FORM A STRONG DUO

Broncos cornerbacks Chris Harris Jr. and Aqib Talib are two of just five NFL cornerbacks who have posted multiple interceptions in each of the last five seasons.

NFL CORNERBACKS WITH MULTIPLE INTERCEPTIONS  
IN EACH OF THE LAST FIVE SEASONS

Player	Team(s)
Chris Harris Jr.	Denver
Aqib Talib	N.E./Den.
Patrick Peterson	Arizona
D. Rodgers-Cromartie	Phi./Den./NYG
Richard Sherman	Seattle

## TALIB A PRO BOWLER IN EACH OF LAST THREE YEARS

Denver's Aqib Talib is one of four NFL cornerbacks to make the Pro Bowl in each of the last three seasons.

He was selected to his first career Pro Bowl with New England in 2013 before making back-to-back Pro Bowls during his first two seasons (2014-2015) with Denver.

## MOST PRO BOWL SELECTIONS BY AN NFL CORNERBACK SINCE 2013

Player	No.
1. Aqib Talib, N.E./Den.	3
Patrick Peterson, Ari.	3
Darrelle Revis, N.E./NYJ	3
Richard Sherman, Sea.	3

## TALIB HAS A KNACK FOR THE BALL

Aqib Talib, who was selected to his third consecutive Pro Bowl in 2015, has posted the most interceptions (33) by a cornerback in the league since he entered the NFL in 2008.

## MOST INTERCEPTIONS BY A CORNERBACK, NFL, 2008-PRES.

Player	GP	No.
1. Aqib Talib	117	33
2. Richard Sherman	93	30
3. Asante Samuel	82	29
Tramon Williams	135	29
5. Brent Grimes	117	28

## TALIB FINDS THE END ZONE

Broncos cornerback Aqib Talib's nine interceptions returned for a touchdown are tied for the fourth most in NFL history.

His five interceptions returned for touchdowns since he joined the Broncos in 2014 are the most in team annals.

## MOST INTERCEPTIONS FOR TOUCHDOWNS, NFL HISTORY

Player	No.
1. Rod Woodson	12
2. Darren Sharper	11
Charles Woodson	11
4. Aqib Talib	9
Deion Sanders	9
Ken Houston	9
Aeneas Williams	9

## MOST INTERCEPTIONS FOR TOUCHDOWNS, BRONCOS HISTORY

Player	No.
1. Aqib Talib	5
2. Tyrone Braxton	4
Mike Harden	4
4. Chris Harris Jr.	3
Champ Bailey	3
Tom Jackson	3
Randy Gradishar	3
Billy Thompson	3
Nemiah Wilson	3

## DIXON PAYING DIVIDENDS

Riley Dixon, who was selected by Denver in the seventh round (228th overall) of the 2016 NFL Draft, is on pace to set the NFL rookie net punting average. He currently has a 41.2 net punting average through 13 games.

## HIGHEST NET PUNTING AVERAGE BY A ROOKIE, NFL HISTORY (since 1976)

Player	Year	Net Avg.
1. Riley Dixon, Den.	2016	41.2
2. Bryan Anger, Jac.	2012	40.8
3. Sam Martin, Det.	2013	40.4
4. Drew Kaser, S.D.	2016	40.4
5. Johnny Hekker, Stl.	2012	39.9

## McMANUS MOST ACCURATE KICKER IN TEAM HISTORY

Broncos kicker Brandon McManus has connected on 65-of-78 field goal attempts with his 83.3 field goal percentage representing the best career mark in team history (min. 20 att.).

## BEST OVERALL FIELD GOAL PCT., BRONCOS HISTORY (min. 20 att.)

Player	FGM	FGA	Pct.
1. Brandon McManus	65	78	83.3
2. Matt Prater	141	170	82.9
3. Jason Elam	395	490	80.6
4. David Treadwell	99	127	78.0
5. Rich Karlis	137	193	71.0





## SPECIAL TEAMS / MISCELLANEOUS NOTES

## McMANUS SHOWS LEG STRENGTH

Broncos kicker Brandon McManus kicked the third-most field goals in Broncos history from 50 yards or longer.

The third-year kicker has booted two of the nine longest field goals in Broncos history.

## MOST 50+ YARD FIELD GOALS, BRONCOS HISTORY

Player	No.
1. Jason Elam	37
2. Matt Prater	21
3. <b>Brandon McManus</b>	<b>7</b>
Rich Karlis	6

## BRANDON MCMANUS' CAREER FIELD GOAL ATTEMPTS FROM 50+ YARDS

Year	Md.	Att.	Pct.
2014	0	2	0.0
2015	5	7	71.4
2016	2	4	50.0
<b>Totals</b>	<b>7</b>	<b>13</b>	<b>53.8</b>

## LONGEST FIELD GOALS, BRONCOS HISTORY

Player	Opp. (Date)	Length
1. Matt Prater	vs. Tennessee (12/8/13)	64
2. Jason Elam	vs. Jacksonville (10/25/98)	63
3. Matt Prater	vs. Chicago (12/11/12)	59
Matt Prater	vs. N.Y. Jets (10/17/10)	59
5. <b>Brandon McManus</b>	<b>vs. Baltimore (9/13/15)</b>	<b>57</b>
Fred Steinfort	vs. Washington (10/13/80)	57
7. <b>Brandon McManus</b>	<b>vs. Baltimore (9/13/15)</b>	<b>56</b>
Matt Prater	at Kansas City (9/28/08)	56
Jason Elam	at Houston (11/26/95)	56

## SIMMONS MAKES HISTORIC BLOCK vs. N.O.

Broncos rookie safety Justin Simmons in Week 10 blocked Saints kicker Wil Lutz's extra-point attempt with 1:22 remaining and the game tied at 23-23. The block was recovered by fellow rookie safety Will Parks, who returned it for a defensive conversion and the winning points in Denver's 25-23 win.

Simmons' play represented just the third of its kind since the rule was implemented by the NFL prior to the 2015 season (and the first instance where the play provided the winning points for a team).

## ALL-TIME DEFENSIVE TWO-POINT CONVERSIONS ON EXTRA POINT ATTEMPT SINCE RULE WAS IMPLEMENTED BY NFL IN 2015

Team	Opp. (Date)	Block	Return
New Orleans	vs. Car. (12/6/15)	Kenny Williams	Stephone Anthony
Baltimore	at Cle. (9/18/16)	Lawrence Guy	Tavon Young
<b>Denver</b>	<b>at N.O. (11/13/16)</b>	<b>Justin Simmons</b>	<b>Will Parks</b>

## HOME, SWEET HOME

The Broncos own the NFL's best home record since 1975 in the regular season and postseason with a 256-94 (.731) mark.

## TOP HOME RECORDS, NFL, 1975-PRES.

Team	Regular Season	Postseason	Total	Pct.
1. <b>Denver</b>	<b>239-89-0 (.729)</b>	<b>17-5 (.773)</b>	<b>256-94-0</b>	<b>.731</b>
2. Pittsburgh	232-93-1 (.713)	18-8 (.692)	250-101-1	.712
3. Baltimore	114-52-1 (.686)	3-2 (.600)	117-54-1	.683
4. New England	220-108-0 (.671)	18-4 (.818)	238-112-0	.680
5. Minnesota	216-111-1 (.660)	8-6 (.571)	224-117-1	.656

## HOME SELLOUT STREAK

The Broncos have sold out every home game since the beginning of the 1970 season with the exception of two replacement games played during the 1987 strike (both games were sold out before the strike).

Denver has thus sold out 363 consecutive regular-season games, which marks the longest home sellout streak in the NFL. With postseason games factored in, the total reaches 385.

## LONGEST HOME SELLOUT STREAKS, REGULAR SEASON, NFL HISTORY

Team	Games	Year Started
1. <b>Denver</b>	<b>363</b>	<b>1970</b>
2. Pittsburgh	347	1972
3. N.Y. Giants	327	1974
4. Green Bay	324	1960

## DECADES OF SUCCESS

The Broncos are in their sixth decade of professional football, looking to build off a body of work that ranks as the most consistent in the NFL in terms of winning over the last three decades.

Denver is one of just four teams to record three 90+ win decades since 1960 and the only organization to do so in each of the last three decades.

Below is a look at the Broncos' record by the decade. In its 50-plus seasons of football, Denver has posted the fifth-most regular-season wins (464 / 464-391-10) in the NFL and advanced to the postseason 20 times.

## BRONCOS REGULAR-SEASON RECORD BY DECADE

Decade	W	L	T	Pct.	Playoff Berths	Win Rk.
1960s	39	97	4	.287	0	22nd
1970s	75	64	5	.539	3	8th
1980s	93	58	1	.615	5	4th
1990s	94	66	0	.588	5	7th
2000s	93	67	0	.581	4	6th
2010s	70	39	0	.642	5	3rd
<b>TOTALS</b>	<b>464</b>	<b>390</b>	<b>10</b>	<b>.542</b>	<b>22</b>	<b>5th</b>

## MOST DECADES WITH 90+ REGULAR SEASON WINS, SINCE 1960

Team	90+ Win Decades	Decades (Win Total)
1. <b>Denver</b>	<b>3</b>	<b>1980s (93), 1990s (94), 2000s (93)</b>
Green Bay	3	1960s (96), 1990s (93), 2000s (95)
Miami	3	1970s (104), 1980s (94), 1990s (95)
Pittsburgh	3	1970s (99), 1990s (93), 2000s (103)

## BRONCOS SUCCESSFUL IN OVERTIME

The Denver Broncos own the most overtime wins in professional football history (28) with their .604 win percentage (28-18-2) ranking second all-time since the system was instituted in 1974.

## MOST OVERTIME WINS, REGULAR SEASON, NFL HISTORY

Team	W	L	T	Pct.
1. <b>Denver</b>	<b>28</b>	<b>18</b>	<b>2</b>	<b>.604</b>
2. Washington	25	15	1	.622
3. Arizona	24	16	3	.595
4. N.Y. Jets	23	18	2	.558
Minnesota	23	19	3	.557
Chicago	23	21	0	.523





## MISCELLANEOUS NOTES

## BRONCOS OWN NFL'S LONGEST SCORING STREAK

The Broncos' 386-game scoring streak is the longest active streak in the league. The streak, which began on *Monday Night Football* with a 16-13 overtime loss at Seattle on Nov. 30, 1992, is the second-longest such streak in NFL history.

In the impressive run, the Broncos have scored on their first possession 149 times. Denver has scored in the first quarter 245 times during the streak and has had it extended by halftime 357 times.

Denver has had to wait until the fourth quarter to extend the streak just seven times.

## LONGEST SCORING STREAKS, NFL HISTORY (Regular Season only)

Team	Games	Years
1. San Francisco	420	1977-2004
2. <b>Denver</b>	<b>386*</b>	<b>1992-Pres.</b>
3. Indianapolis	366*	1993-Pres.
4. Cleveland	274	1950-71
5. Minnesota	260	1991-2007

\*Active Streaks

BREAKDOWN OF THE BRONCOS' 386-GAME SCORING STREAK  
SCORED ON/IN:

Year	Games	1st Pos.	1Q	2Q	3Q	4Q
1992	5	0	3	0	2	0
1993	16	7	8	6	1	1
1994	16	3	7	9	0	0
1995	16	7	10	5	1	0
1996	16	9	15	1	0	0
1997	16	5	12	4	0	0
1998	16	9	15	1	0	0
1999	16	8*	11	2	3	0
2000	16	8	11	5	0	0
2001	16	4	9	7	0	0
2002	16	7	11	5	0	0
2003	16	8	12	3	1	0
2004	16	6	11	5	0	0
2005	16	7	10	6	0	0
2006	16	2	6	9	1	0
2007	16	6	10	4	1	1
2008	16	7	12	3	0	1
2009	16	3	8	6	2	0
2010	16	4	7	7	2	0
2011	16	6	6	1	1	2
2012	16	6	10	5	1	0
2013	16	10	13	3	0	0
2014	16	8	14	2	0	0
2015	16	6	9	6	0	1
2016	13	3	5	7	0	1
<b>TOTALS</b>	<b>386</b>	<b>149</b>	<b>245</b>	<b>112</b>	<b>16</b>	<b>7</b>

\* - Includes one punt return

## BRONCOS ALL-TIME YEAR-BY-YEAR RECORDS

YEAR	PRESEASON	REG. SEASON	PLAYOFFS
1960	0-5	4-9-1	0-0
1961	1-4	3-11	0-0
1962	2-2	7-7	0-0
1963	2-3	2-11-1	0-0
1964	2-3	2-11-1	0-0
1965	1-4	4-10	0-0
1966	1-3	4-10	0-0
1967	3-1	3-11	0-0
1968	1-4	5-9	0-0
1969	1-4	5-8-1	0-0
1970	3-2	5-8-1	0-0
1971	1-4	4-9-1	0-0
1972	2-3	5-9	0-0
1973	2-3	7-5-2	0-0
1974	4-2	7-6-1	0-0
1975	3-3	6-8	0-0
1976	5-2	9-5	0-0
1977	5-1	12-2	2-1 (S.B. loss)
1978	2-2	10-6	0-1
1979	3-1	10-6	0-1
1980	2-2	8-8	0-0
1981	2-2	10-6	0-0
1982	4-0	2-7	0-0
1983	3-1	9-7	0-1
1984	3-1	13-3	0-1
1985	2-2	11-5	0-0
1986	2-2	11-5	2-1 (S.B. loss)
1987	3-2	10-4-1	2-1 (S.B. loss)
1988	3-1	8-8	0-0
1989	2-2	11-5	2-1 (S.B. loss)
1990	3-2	5-11	0-0
1991	2-3	12-4	1-1
1992	1-4	8-8	0-0
1993	2-2	9-7	0-1
1994	2-3	7-9	0-0
1995	3-2	8-8	0-0
1996	3-1	13-3	0-1
1997	3-2	12-4	4-0 (S.B. win)
1998	3-1	14-2	3-0 (S.B. win)
1999	3-2	6-10	0-0
2000	4-0	11-5	0-1
2001	3-1	8-8	0-0
2002	3-1	9-7	0-0
2003	3-1	10-6	0-1
2004	2-3	10-6	0-1
2005	4-0	13-3	1-1
2006	3-1	9-7	0-0
2007	2-2	7-9	0-0
2008	2-2	8-8	0-0
2009	1-3	8-8	0-0
2010	1-3	4-12	0-0
2011	2-2	8-8	1-1
2012	2-2	13-3	0-1
2013	2-2	13-3	2-1 (S.B. loss)
2014	3-1	12-4	0-1
2015	3-1	12-4	3-0 (S.B. win)
2016	2-2	8-5	0-0
<b>TOTAL</b>	<b>137-120 (.533)</b>	<b>464-391-10 (.542)</b>	<b>23-19 (.548)</b>



# THE LAST TIME IT HAPPENED

(REFLECTS THE LAST TIME EACH INDIVIDUAL STATISTIC OCCURRED IN THE REGULAR SEASON AND PLAYOFFS)  
- 2016 PERFORMANCES BOLDED; SUPER BOWL PERFORMANCES IN ITALICS

## 100 YARDS RUSHING:

Broncos: **C.J. Anderson, 16-107, 1 TD, vs. Houston, 10/24/16**  
Playoffs: Terrell Davis, 25-102, vs. Atlanta, 1/31/99  
Opponents: **Latavius Murray, 20-114, 3 TD, at Oakland, 11/6/16**  
Playoffs: Ray Rice, 30-131, 1 TD, vs. Baltimore, 1/12/13

## 200 YARDS RUSHING:

Broncos: Knowshon Moreno, 37-224, 1 TD, at New England, 11/24/13  
Playoffs: Has never happened  
Opponents: Jamaal Charles, 25-259, 2 TD, vs. Kansas City, 1/3/10  
Playoffs: *Tim Smith, 23-204, 2TD, vs. Washington, 1/31/88*

## TWO 100-YARD RUSHERS:

Broncos: Willis McGahee (163) and Tim Tebow (118), at Oakland, 11/6/11  
Playoffs: Terrell Davis (184) and Derek Loville (103), vs. Jacksonville, 12/27/97  
Opponents: Curt Warner (126) and John L. Williams (109), at Seattle, 12/11/88  
Playoffs: Has never happened

## 100-YARD RUSHER AND 100-YARD RECEIVER:

Broncos: Ronnie Hillman (117) and Demaryius Thomas (117), vs. San Diego, 1/3/16  
Playoffs: *Terrell Davis (102) and Rod Smith (152), vs. Atlanta, 1/31/99*  
Opponents: Tre Mason (113) and Kenny Britt (128), at St. Louis, 11/16/14  
Playoffs: *Tim Smith (204) and Ricky Sanders (193), vs. Washington, 1/31/88*

## 100-YARD RUSHER AND TWO 100-YARD RECEIVERS:

Broncos: Ronnie Hillman (111), Demaryius Thomas (111) and Emmanuel Sanders (109), at Cleveland, 10/18/15  
Playoffs: Has never happened  
Opponents: Ryan Grant (104), Greg Jennings (141) and James Jones (107) vs. Green Bay, 10/29/07 - OT  
Playoffs: Has never happened

## 100-YARD RUSHER, 300-YARD PASSER, 100-YARD RECEIVER:

Broncos: C.J. Anderson (101), Peyton Manning (340), Demaryius Thomas (168), vs. Green Bay, 11/1/15  
Playoffs: *Terrell Davis (102), John Elway (336), Rod Smith (152), vs. Atlanta, 1/31/99*  
Opponents: R. Grant (104 rush), B. Favre (331 pass), G. Jennings (141 rec.), J. Jones (107 rec.) vs. G.B., 10/29/07 - OT  
Playoffs: *Tim Smith (204), Doug Williams (340), Ricky Sanders (193), vs. Washington, 1/31/88*

## 100-YARD RUSHER, 300-YARD PASSER AND TWO 100-YARD RECEIVERS:

Broncos: M. Ball (117), P. Manning (403), E. Decker (174) and D. Thomas (106), at Kansas City, 12/1/13  
Playoffs: Has never happened  
Opponents: R. Grant (104 rush), B. Favre (331 pass), G. Jennings (141 rec.), J. Jones (107 rec.), vs. Green Bay, 10/29/07 - OT  
Playoffs: Has never happened

## 100-YARD RUSHER AND 300-YARD PASSER:

Broncos: C.J. Anderson (101) and Peyton Manning (340), vs. Green Bay, 11/1/15  
Playoffs: *Terrell Davis (102) and John Elway (336), vs. Atlanta, 1/31/99*  
Opponents: Ryan Mathews (120) and Philip Rivers (313), vs. San Diego, 1/2/11  
Playoffs: Ray Rice (131) and Joe Flacco (331), vs. Baltimore, 1/12/13

## 100-YARD RECEIVER AND 300-YARD PASSER:

Broncos: **Emmanuel Sanders (100), Demaryius Thomas (126) and Trevor Siemian (334), at Tennessee, 12/11/16**  
Playoffs: Demaryius Thomas (134) and Peyton Manning (400), vs. New England, 1/19/14  
Opponents: Antonio Brown (189) and Ben Roethlisberger (380), at Pittsburgh, 12/20/15  
Playoffs: Rob Gronkowski (144) and Tom Brady (310), vs. New England, 1/24/16

## TWO 100-YARD RECEIVERS AND 300-YARD PASSER:

Broncos: **Emmanuel Sanders (100), Demaryius Thomas (126) and Trevor Siemian (334), at Tennessee, 12/11/16**  
Playoffs: Has never happened  
Opponents: Jerome Simpson (136), A.J. Green (124) and Andy Dalton (332), vs. Cincinnati, 9/18/11  
Playoffs: Reggie Wayne (221), Dallas Clark (112) and Peyton Manning (458), at Indianapolis, 1/9/05

## THREE 100-YARD RECEIVERS AND 300-YARD PASSER:

Broncos: Has never happened  
Playoffs: Has never happened  
Opponents: Terrance Williams (151), Dez Bryant (141), Jason Witten (121) and Tony Romo (506), at Dallas, 10/6/13  
Playoffs: Has never happened

## TWO RUSHING TOUCHDOWNS:

Broncos: C.J. Anderson, 15-113, 2 TD, vs. New England, 11/29/15  
Playoffs: Mike Anderson, 19-69, 2 TD, vs. New England, 1/14/06  
Opponents: **Latavius Murray, 20-114, 3 TD, at Oakland, 11/6/16**  
Playoffs: Jamal Lewis, 30-110, 2 TD, at Baltimore, 12/31/00

## THREE RUSHING TOUCHDOWNS:

Broncos: C.J. Anderson, 13-87, 3 TD, vs. Oakland, 12/28/14  
Playoffs: *Terrell Davis, 30-157, 3 TD, vs. Green Bay, 1/25/98*  
Opponents: **Latavius Murray, 20-114, 3 TD, at Oakland, 11/6/16**  
Playoffs: Napoleon McCallum, 13-81, 3 TD, at L.A. Raiders, 1/9/94

## FOUR RUSHING TOUCHDOWNS:

Broncos: Clinton Portis, 22-218, 5 TD, vs. Kansas City, 12/7/03  
Playoffs: Has never happened  
Opponents: Curt Warner, 23-126, 4 TD, at Seattle, 12/11/88  
Playoffs: Has never happened

## FIVE RUSHING TOUCHDOWNS:

Broncos: Clinton Portis, 22-218, 5 TD, vs. Kansas City, 12/7/03  
Playoffs: Has never happened  
Opponents: Has never happened  
Playoffs: Has never happened

## 300 YARDS PASSING:

Broncos: **Trevor Siemian, 35-51, 334 yds., 1 TD, 0 INT, at Tennessee, 12/11/16**  
Playoffs: Tim Tebow, 10-21, 316 yds., 2 TD, 0 INT, vs. Pittsburgh, 1/8/12  
Opponents: **Drew Brees, 21-29, 303 yds., 3 TD, 2 INT, at New Orleans, 11/13/16**  
Playoffs: Tom Brady, 27-56, 310 yds., 1 TD, 2 INT, vs. New England, 1/24/16

## 400 YARDS PASSING:

Broncos: Peyton Manning, 34-57, 438 yds., 2 TD, 2 INT, at New England, 11/2/14  
Playoffs: Peyton Manning, 32-43, 400 yds., 2 TD, 0 INT, vs. New England, 1/19/14  
Opponents: Tony Romo, 25-36, 506 yds., 5 TD, 1 INT, at Dallas, 10/6/13  
Playoffs: Peyton Manning, 27-33, 458 yds., 4 TD, 1 INT, at Indianapolis, 1/9/05

## THREE TOUCHDOWN PASSES:

Broncos: **Trevor Siemian, 20-34, 368 yds., 3 TD, 0 INT, vs. Kansas City, 11/27/16**  
Playoffs: Peyton Manning, 28-43, 290 yds., 3 TD, 2 INT, vs. Baltimore, 1/12/13  
Opponents: **Drew Brees, 21-29, 303 yds., 3 TD, 2 INT, at New Orleans, 11/13/16**  
Playoffs: Joe Flacco, 18-34, 331 yds., 3 TD, 0 INT, vs. Baltimore, 1/12/13

## FOUR TOUCHDOWN PASSES:

Broncos: **Trevor Siemian, 23-35, 312 yds., 4 TD, 0 INT, at Cincinnati, 9/25/16**  
Playoffs: Has never happened  
Opponents: Tom Brady, 33-53, 333 yds., 4 TD, 1 INT, at New England, 11/2/14  
Playoffs: Tom Brady, 26-34, 363 yds., 6 TD, 1 INT, at New England, 1/14/12

## FIVE TOUCHDOWN PASSES:

Broncos: Peyton Manning, 31-44, 340 yds., 5 TD, 2 INT, at Oakland, 11/9/14  
Playoffs: Has never happened  
Opponents: Tony Romo, 25-36, 506 yds., 5 TD, 1 INT, at Dallas, 10/6/13  
Playoffs: Tom Brady, 26-34, 363 yds., 6 TD, 1 INT, at New England, 1/14/12

## SIX OR MORE TOUCHDOWN PASSES:

Broncos: Peyton Manning, 27-42, 462 yds., 7 TD, 0 INT, vs. Baltimore, 9/5/13  
Playoffs: Has never happened  
Opponents: Len Dawson, 23-38, 435 yds., 6 TD, 0 INT, at Kansas City, 11/1/64  
Playoffs: Tom Brady, 26-34, 363 yds., 6 TD, 1 INT, at New England, 1/14/12

## 100 YARDS RECEIVING:

Broncos: **Emmanuel Sanders, 11-100, 1 TD and Demaryius Thomas, 10-126, 0 TD at Tennessee, 12/11/16**  
Playoffs: *Demaryius Thomas, 13-118, 1 TD, vs. Seattle, 2/2/14*  
Opponents: **Travis Kelce, 8-101, 0 TD, vs. Kansas City, 11/27/16**  
Playoffs: Rob Gronkowski, 8-144, 1 TD, vs. New England, 1/24/16

## 200 YARDS RECEIVING:

Broncos: Demaryius Thomas, 8-226, 2 TD, vs. Arizona, 10/5/14  
Playoffs: Demaryius Thomas, 4-204, 1 TD, vs. Pittsburgh, 1/8/12  
Opponents: Torrance Small, 6-200, 2 TD, vs. New Orleans, 12/24/94  
Playoffs: Reggie Wayne, 10-221, 2 TD, at Indianapolis, 1/9/05

## TWO 100-YARD RECEIVERS:

Broncos: **Emmanuel Sanders, 11-100, 1 TD and Demaryius Thomas, 10-126, 0 TD at Tennessee, 12/11/16**  
Playoffs: Has never happened  
Opponents: Terrance Williams (151), Dez Bryant (141) and Jason Witten (121), at Dallas, 10/6/13  
Playoffs: Reggie Wayne (221) and Dallas Clark (112), at Indianapolis, 1/9/05

## TWO RECEIVING TOUCHDOWNS:

Broncos: **Emmanuel Sanders, 9-117, 2 TD, at Cincinnati, 9/25/16**  
Playoffs: Owen Daniels, 2-33, 2 TD, vs. New England, 1/24/16  
Opponents: **Willie Snead, 5-47, 2 TD, at New Orleans, 11/13/16**  
Playoffs: Keenan Allen, 6-142, 2 TD, vs. San Diego, 1/12/14

## THREE RECEIVING TOUCHDOWNS:

Broncos: Demaryius Thomas, 10-87, 3 TD, vs. Miami, 11/23/14  
Playoffs: Has never happened  
Opponents: Dallas Clark, 5-43, 3 TD, at Indianapolis, 12/13/09  
Playoffs: Rob Gronkowski, 10-145, 3 TD, at New England, 1/14/12

## FOUR RECEIVING TOUCHDOWNS:

Broncos: Eric Decker, 8-174, 4 TD, at Kansas City, 12/1/13  
Playoffs: Has never happened  
Opponents: Lance Alworth, 9-171, 4 TD, vs. San Diego, 12/1/68  
Playoffs: Has never happened

## TWO INTERCEPTIONS:

Broncos: **Darian Stewart, 2, at New Orleans, 11/13/16**  
Playoffs: *Darrien Gordon, 2, vs. Atlanta, 1/31/99*  
Opponents: Karlos Dansby, 2, at Cleveland, 10/18/15  
Playoffs: David Macklin, 2, at Indianapolis, 1/4/04



# THE LAST TIME IT HAPPENED

## THREE INTERCEPTIONS:

Broncos: Deltha O'Neal, 4, vs. Kansas City, 10/7/01  
Playoffs: Has never happened  
Opponents: Mark Kelso, 3, at Buffalo, 12/12/92  
Playoffs: Has never happened

## FOUR INTERCEPTIONS:

Broncos: Deltha O'Neal, 4, vs. Kansas City, 10/7/01  
Playoffs: Has never happened  
Opponents: Has never happened  
Playoffs: Has never happened

## TWO SACKS:

Broncos: **Von Miller, 3.0, vs. Kansas City, 11/27/16**  
Playoffs: *Von Miller, 2.5, vs. Carolina, 2/7/16*  
Opponents: **Justin Houston, 3.0, vs. Kansas City, 11/27/16**  
Playoffs: *Kony Ealy, 3, vs. Carolina, 2/7/16*

## THREE SACKS:

Broncos: **Von Miller, 3.0, vs. Kansas City, 11/27/16**  
Playoffs: Has never happened  
Opponents: **Justin Houston, 3.0, vs. Kansas City, 11/27/16**  
Playoffs: *Kony Ealy, 3, vs. Carolina, 2/7/16*

## FOUR SACKS:

Broncos: Elvis Dumervil, 4, vs. Cleveland, 9/20/09  
Playoffs: Has never happened  
Opponents: Khalil Mack, 5, vs. Oakland, 12/13/15  
Playoffs: Has never happened

## TWO OPPONENT FUMBLE RECOVERIES:

Broncos: Elvis Dumervil, 2, vs. Minnesota, 12/30/07 - OT  
Playoffs: Has never happened  
Opponents: Glenn Dorsey, 2, at Kansas City, 12/6/09  
Playoffs: *Randy Hughes, 2, vs. Dallas, 1/15/78*

## SHUTOUT ON ROAD:

by Broncos: Denver 12, at Cleveland 0, 9/27/92  
Playoffs: Has never happened  
by Opponents: at L.A. Raiders 24, Denver 0, 11/22/92  
Playoffs: Has never happened

## SHUTOUT AT HOME:

by Broncos: at Denver 27, N.Y. Jets 0, 11/20/05  
Playoffs: Has never happened  
by Opponents: Has never happened  
Playoffs: Has never happened

## OVERTIME WIN AWAY FROM DENVER:

Broncos: Denver 26, at Cleveland 23, 10/18/15  
Playoffs: Denver 23, at Cleveland 20, 1/11/87  
Opponents: at Seattle 26, Denver 20, 9/21/14  
Playoffs: Has never happened  
TIE: Denver 17, at Green Bay 17, 9/20/87

## OVERTIME WIN IN DENVER:

Broncos: at Denver 20, Cincinnati 17, 12/28/15  
Playoffs: at Denver 29, Pittsburgh 23, 1/8/12  
Opponents: **Kansas City 30, at Denver 27, 11/27/16**  
Playoffs: Baltimore 38, at Denver 25, 1/12/13  
TIE: at Denver 35, Pittsburgh 35, 9/22/74

## 40 POINTS:

Broncos: at Denver 47, Oakland 14, 12/28/14  
Playoffs: at Denver 42, Jacksonville 17, 12/27/97  
Opponents: at New England 43, Denver 21, 11/2/14  
Playoffs: *vs. Seattle 43, Denver 8, 2/2/14*

## 50 POINTS:

Broncos: at Denver 51, Tennessee 28, 12/8/13  
Playoffs: Has never happened  
Opponents: Oakland 59, at Denver 14, 10/24/10  
Playoffs: *San Francisco 55, Denver 10, 1/28/90*

## TWO-POINT CONVERSION:

Broncos: **Trevor Siemian pass to Demaryius Thomas, vs. Indianapolis, 9/18/16**  
Playoffs: *Peyton Manning pass to Bennie Fowler, vs. Carolina, 2/7/16*  
Opponents: **Alex Amith pass to Demetrius Harris, vs. Kansas City, 11/27/16**  
Playoffs: Has never happened

## THREE FIELD GOALS:

Broncos: **Brandon McManus, 3, at New Orleans, 11/13/16**  
Playoffs: *Brandon McManus, 3, vs. Carolina, 2/7/16*  
Opponents: **Sebastian Janikowski, 3, at Oakland, 11/6/16**  
Playoffs: Chris Boswell, 3, vs. Pittsburgh, 1/17/16

## FOUR FIELD GOALS:

Broncos: **Brandon McManus, 4, vs. Indianapolis, 9/18/16**  
Playoffs: Brandon McManus, 5, vs. Pittsburgh, 1/17/16  
Opponents: **Josh Lambo, 4, at San Diego, 10/13/16**  
Playoffs: Has never happened

## FIVE FIELD GOALS:

Broncos: Connor Barth, 5, at San Diego, 12/14/14  
Playoffs: Brandon McManus, 5, vs. Pittsburgh, 1/17/16  
Opponents: Cairo Santos, 5, vs. Kansas City, 11/15/15  
Playoffs: Has never happened

## SIX FIELD GOALS:

Broncos: Has never happened  
Playoffs: Has never happened  
Opponents: Jeff Wilkins, 6, at St. Louis, 9/10/06  
Playoffs: Has never happened

## PUNT RETURN FOR A TOUCHDOWN:

Broncos: Omar Bolden, 83 yds., at Indianapolis, 11/8/15  
Playoffs: Trindon Holliday, 90 yds., vs. Baltimore, 1/12/13  
Opponents: Julian Edelman, 84 yds., at New England, 11/2/14  
Playoffs: Has never happened

## KICKOFF RETURN FOR A TOUCHDOWN:

Broncos: Trindon Holliday, 105 yds., vs. Philadelphia, 9/29/13  
Playoffs: Trindon Holliday, 104 yds., vs. Baltimore, 1/12/13  
Opponents: **Tyreek Hill, 86 yds., vs. Kansas City, 11/27/16**  
Playoffs: *Percy Harvin, 87 yds., vs. Seattle, 2/2/14*

## INTERCEPTION RETURN FOR A TOUCHDOWN:

Broncos: **Bradley Roby, 51 yds., at Jacksonville, 12/4/16**  
Playoffs: Has never happened  
Opponents: **Casey Hayward, 24 yds., vs. San Diego, 10/30/16**  
Playoffs: *Malcolm Smith, 69 yds., vs. Seattle, 2/2/14*

## FUMBLE RETURN FOR A TOUCHDOWN:

Broncos: **Shane Ray, 15 yds., vs. Indianapolis, 9/18/16**  
Playoffs: *Malik Jackson, recovered in end zone, vs. Carolina, 2/7/16*  
Opponents: Keith McGill, 18 yds., vs. Oakland, 12/28/14  
Playoffs: Has never happened

## MISSED FIELD GOAL RETURN FOR A TOUCHDOWN:

Broncos: Has never happened  
Playoffs: Has never happened  
Opponents: Chris McAlister, 107 yds., at Baltimore, 9/30/02  
Playoffs: Has never happened

## BLOCKED PUNT:

Broncos: Steven Johnson, vs. Philadelphia, 9/29/13  
Playoffs: Has never happened  
Opponents: Jamize Olawale, at Oakland, 12/29/13  
Playoffs: Blake Spence, vs. N.Y. Jets, 1/17/99

## BLOCKED PUNT RETURN FOR A TOUCHDOWN:

Broncos: Steven Johnson, vs. Philadelphia, 9/29/13  
Playoffs: Has never happened  
Opponents: Alex Bannister, 9 yds., at Seattle, 10/14/01  
Playoffs: Travis Davis, 29 yds., vs. Jacksonville, 12/27/97

## BLOCKED FIELD GOAL:

Broncos: Sylvester Williams, at Oakland, 10/11/15  
Playoffs: Has never happened  
Opponents: Julius Peppers, vs. Chicago, 12/11/11  
Playoffs: Has never happened

## BLOCKED FIELD GOAL RETURN FOR A TOUCHDOWN:

Broncos: Louis Wright, 60 yds., vs. San Diego, 11/17/85  
Playoffs: Has never happened  
Opponents: Cornelius Bennett, 80 yds., at Buffalo, 9/30/90  
Playoffs: Has never happened

## MISSED POINT-AFTER-TOUCHDOWN ATTEMPT:

Broncos: **Brandon McManus (Blocked by Margus Hunt), at Cincinnati, 9/25/16**  
Playoffs: Jason Elam (Blocked by Clyde Simmons), vs. Jacksonville, 1/4/97  
Opponents: **Wil Lutz (Blocked by Justin Simmons), at New Orleans, 11/13/16**  
Playoffs: Stephen Gostkowski (kick failed, wide right), vs. New England, 1/24/16

## SAFETY:

Broncos: Richard Rodgers tackled in the end zone by Malik Jackson, vs. Green Bay, 11/1/15  
Playoffs: Tony Eason sacked in the end zone by Rulon Jones, vs. New England, 1/4/87  
Opponents: **Russell Okung tackled in the end zone, vs. Kansas City, 11/27/16**  
Playoffs: *Knowshon Moreno tackled in the end zone by C. Avril, vs. Seattle, 2/2/14*



# 2016 BRONCOS REGULAR SEASON SITUATIONAL RECORDS

SITUATION	Record
when leading after 1st quarter wins: at N.O. (11/13) losses:	1-0
when leading after 2nd quarter wins: vs. Ind. (9/18), at Cin. (9/25), at T.B. (10/2), vs. Hou. (10/24), vs. S.D. (10/30), at N.O. (11/13), at Jax. (12/4) losses:	7-0
when leading after 3rd quarter wins: vs. Ind. (9/18), at Cin. (9/25), at T.B. (10/2), vs. Hou. (10/24), vs. S.D. (10/30), at Jax. (12/4) losses:	6-0
when trailing after 1st quarter wins: vs. Car. (9/8), at Cin. (9/25), vs. Hou. (10/24), vs. S.D. (10/30) losses: vs. Atl. (10/9), at S.D. (10/13), at Oak. (11/6/16), at Ten. (12/11)	4-4
when trailing after 2nd quarter wins: vs. Car. (9/8) losses: vs. Atl. (10/9), at S.D. (10/13), at Oak. (11/6/16), vs. K.C. (11/27), at Ten. (12/11)	1-5
when trailing after 3rd quarter wins: vs. Car. (9/8), at N.O. (11/13) losses: vs. Atl. (10/9), at S.D. (10/13), at Oak. (11/6/16), vs. K.C. (11/27), at Ten. (12/11)	2-5
when Denver scores first wins: at T.B. (10/2), vs. S.D. (10/30), at N.O. (11/13) losses:	3-0
when opponent scores first wins: vs. Car. (9/8), vs. Ind. (9/18), at Cin. (9/25), vs. Hou. (10/24), at Jax. (12/4) losses: vs. Atl. (10/9), at S.D. (10/13), at Oak. (11/6/16), vs. K.C. (11/27), at Ten. (12/11)	5-5
when tied at the half wins: losses:	0-0
when Denver rushes for 100 yards wins: vs. Car. (9/8), vs. Ind. (9/18), vs. Hou. (10/24), at N.O. (11/13), at Jax. (12/4) losses: vs. K.C. (11/27)	5-1
when opponent rushes for 100 yards wins: vs. Car. (9/8), at Cin. (9/25), vs. Hou. (10/24), vs. S.D. (10/30), at Jax. (12/4) losses: vs. Atl. (10/9), at Oak. (11/6/16), at Ten. (12/11)	5-3
when winning turnover margin wins: vs. Ind. (9/18), at Cin. (9/25), at T.B. (10/2), vs. Hou. (10/24), at N.O. (11/13), at Jax. (12/4) losses:	6-0
when losing turnover margin wins: vs. Car. (9/8) losses: at Oak. (11/6/16), vs. K.C. (11/27), at Ten. (12/11)	1-3
when Denver passes for 300 yards wins: at Cin. (9/25) losses: vs. K.C. (11/27), at Ten. (12/11)	1-2
when opponent passes for 300 yards wins: at N.O. (11/13) losses:	1-0
when playing indoors wins: at N.O. (11/13) losses:	1-0
when playing outdoors wins: vs. Car. (9/8), vs. Ind. (9/18), at Cin. (9/25), at T.B. (10/2), vs. Hou. (10/24), vs. S.D. (10/30), at Jax. (12/4) losses: vs. Atl. (10/9), at S.D. (10/13), at Oak. (11/6/16), vs. K.C. (11/27), at Ten. (12/11)	7-5
when playing on an artificial surface wins: at Cin. (9/25), at N.O. (11/13) losses:	2-0
when playing on natural grass wins: vs. Car. (9/8), vs. Ind. (9/18), at T.B. (10/2), vs. Hou. (10/24), vs. S.D. (10/30), at Jax. (12/4) losses: vs. Atl. (10/9), at S.D. (10/13), at Oak. (11/6/16), vs. K.C. (11/27), at Ten. (12/11)	7-5
when winning the coin toss wins: at T.B. (10/2), vs. Hou. (10/24), at N.O. (11/13) losses: vs. Atl. (10/9), at S.D. (10/13)	3-2
when losing the coin toss wins: vs. Car. (9/8), vs. Ind. (9/18), at Cin. (9/25), vs. S.D. (10/30), at Jax. (12/4) losses: at Oak. (11/6/16), vs. K.C. (11/27), at Ten. (12/11)	5-3
when scoring 20 or more points wins: vs. Car. (9/8), vs. Ind. (9/18), at Cin. (9/25), at T.B. (10/2), vs. Hou. (10/24), vs. S.D. (10/30), at N.O. (11/13), at Jax. (12/4) losses: at Oak. (11/6/16), vs. K.C. (11/27)	8-2
when yielding 20 or more points wins: vs. Car. (9/8), vs. Ind. (9/18), at N.O. (11/13) losses: vs. Atl. (10/9), at S.D. (10/13), at Oak. (11/6/16), vs. K.C. (11/27)	3-4
in overtime games wins: losses: vs. K.C. (11/27)	0-1



## 2016 REGULAR SEASON BRONCOS INDIVIDUAL SINGLE-GAME HIGHS

<b>YARDS RUSHING</b>	107, C.J. Anderson, vs. Hou. (10/24/16)
<b>RUSHING ATTEMPTS</b>	24, two times (last Devontae Booker, vs. K.C., 11/27/16)
<b>RUSHING TOUCHDOWNS</b>	1, six times (last Devontae Booker, at Jax., 12/4/16)
<b>YARDS PASSING</b>	368, Trevor Siemian, vs. K.C. (11/27/16)
<b>PASS ATTEMPTS</b>	51, Trevor Siemian, at Ten. (12/11/16)
<b>PASS COMPLETIONS</b>	35, Trevor Siemian, at Ten. (12/11/16)
<b>TOUCHDOWN PASSES</b>	4, Trevor Siemian, at Cin. (9/25/16)
<b>PASSES HAD INTERCEPTED</b>	2, two times (last Trevor Siemian, at N.O., 11/13/16)
<b>RECEPTIONS</b>	11, Emmanuel Sanders, at Ten. (12/11/16)
<b>RECEIVING YARDS</b>	162, Emmanuel Sanders, vs. K.C. (11/27/16)
<b>RECEIVING TOUCHDOWNS</b>	2, Emmanuel Sanders, at Cin. (9/25/16)
<b>TOTAL YARDS FROM SCRIMMAGE</b>	162, Emmanuel Sanders, vs. K.C. (11/27/16)
<b>ALL-PURPOSE YARDS</b>	162, Emmanuel Sanders, vs. K.C. (11/27/16))
<b>FIELD GOALS</b>	4, Brandon McManus, vs. Ind. (9/18/16)
<b>TACKLES</b>	10, Von Miller, vs. K.C. (11/27/16)
<b>INTERCEPTIONS</b>	2, two times (Darian Stewart, at N.O., 11/13/16)
<b>SACKS</b>	3.0, three times (last Von Miller, vs. K.C., 11/27/16)
<b>LONGEST RUN FROM SCRIMMAGE</b>	28, C.J. Anderson, vs. Car., 9/8/16, Andy Janovich, vs. Car., 9/8/16)
<b>LONGEST PASS COMPLETION</b>	76, Trevor Siemian, vs. K.C. (11/27/16)
<b>LONGEST PASS RECEPTION</b>	76, Bennie Fowler, vs. K.C. (11/27/16)
<b>LONGEST INTERCEPTION RETURN</b>	51, Bradley Roby, at Jax. (12/4/16)
<b>LONGEST PUNT RETURN</b>	22, Kalif Raymond, at Jax. (12/4/16)
<b>LONGEST KICKOFF RETURN</b>	46, Cody Latimer, at Cin. (9/25/16)
<b>LONGEST PUNT</b>	68, Riley Dixon, vs. S.D. (10/30/16)
<b>LONGEST FIELD GOAL</b>	55, Brandon McManus, at Oak. (11/6/16)

## 2016 REGULAR SEASON OPPONENTS INDIVIDUAL SINGLE-GAME HIGHS

<b>YARDS RUSHING</b>	114, Latavius Murray, at Oak. (11/6/16)
<b>RUSHING ATTEMPTS</b>	27, Melvin Gordon, at S.D. (10/13/16)
<b>RUSHING TOUCHDOWNS</b>	3, Latavius Murray, at Oak. (11/6/16)
<b>YARDS PASSING</b>	303, Drew Brees, at N.O. (11/13/16)
<b>PASS ATTEMPTS</b>	47, Philip Rivers, vs. S.D. (10/30/16)
<b>PASS COMPLETIONS</b>	26, Alex Smith, vs. K.C. (11/27/16)
<b>TOUCHDOWN PASSES</b>	3, Drew Brees, at N.O. (11/13/16)
<b>PASSES HAD INTERCEPTED</b>	3, Philip Rivers, vs. S.D. (10/30/16)
<b>RECEPTIONS</b>	9, Tyreek Hill, vs. K.C. (11/27/16)
<b>RECEIVING YARDS</b>	132, Tevin Coleman, vs. Atl. (10/9/16)
<b>RECEIVING TOUCHDOWNS</b>	2, Willie Snead, at N.O. (11/13/16)
<b>TOTAL YARDS FROM SCRIMMAGE</b>	163, Tevin Coleman, vs. Atl. (10/9/16)
<b>ALL-PURPOSE YARDS</b>	166, Tyreek Hill, vs. K.C. (11/27/16)
<b>FIELD GOALS</b>	4, Josh Lambo, at S.D. (10/13/16)
<b>TACKLES</b>	13, Jatavis Brown, at S.D. (10/13/16)
<b>INTERCEPTIONS</b>	1, eight times (last Kenny Vaccaro and Sterling Moore, at N.O., 11/13/16)
<b>SACKS</b>	3.5, Vic Beasley, vs. Atl. (10/9/16)
<b>LONGEST RUN FROM SCRIMMAGE</b>	50, Jeremy Hill, at Cin. (9/25/16)
<b>LONGEST PASS COMPLETION</b>	53, Philip Rivers, vs. S.D. (10/30/16)
<b>LONGEST PASS RECEPTION</b>	53, Derek Watt, vs. S.D. (10/30/16)
<b>LONGEST INTERCEPTION RETURN</b>	30, Kenny Vaccaro, at N.O. (11/13/16)
<b>LONGEST PUNT RETURN</b>	17, two times (last Marc Mariani, at Ten., 12/11/16)
<b>LONGEST KICKOFF RETURN</b>	86, Tyreek Hill, vs. K.C. (11/27/16)
<b>LONGEST PUNT</b>	76, Andy Lee, vs. Car. (9/8/16)
<b>LONGEST FIELD GOAL</b>	53, Ryan Succop, at Ten. (12/11/16)



## 2016 REGULAR SEASON BRONCOS TEAM SINGLE-GAME HIGHS AND LOWS

BRONCOS	HIGHS	LOWS
TOTAL FIRST DOWNS	24, two times (last at N.O., 11/13/16)	10, at Jax. (12/4/16)
TOTAL NET YARDS	464, vs. K.C. (11/27/16)	206, at Jax. (12/4/16)
TOTAL OFFENSIVE PLAYS	83, at N.O. (11/13/16)	51, at Oak. (11/6/16)
NET YARDS RUSHING	190, vs. Hou. (10/24/16)	18, at Ten. (12/11/16)
RUSHING ATTEMPTS	38, vs. K.C. (11/27/16)	9, at Ten. (12/11/16)
NET YARDS PASSING	340, vs. K.C. (11/27/16)	102, at Jax. (12/4/16)
PASS ATTEMPTS	52, at Ten. (12/11/16)	25, vs. Hou. (10/24/16)
PASS COMPLETIONS	36, at Ten. (12/11/16)	12, at Jax. (12/4/16)
PASSES HAD INTERCEPTED	2, two times (last at N.O., 11/13/16)	0, seven times (last at Ten., 12/11/16)
TIMES SACKED	6, three times (last vs. K.C., 11/27/16)	0, vs. Hou. (10/24/16)
PUNTS	11, at Jax. (12/4/16)	2, vs. Ind. (9/18/16)
GROSS PUNTING AVERAGE	50.6, vs. S.D. (10/30/16)	41.3, at N.O. (11/13/16)
NET PUNTING AVERAGE	47.8, vs. S.D. (10/30/16)	38.6, at S.D. (10/13/16)
PUNT RETURNS	5, vs. K.C. (11/27/16)	1, three times (last at Oak., 11/6/16)
PUNT RETURN YARDS	40, at Jax. (12/4/16)	11, at Cin. (9/25/16)
KICKOFF RETURNS	4, at Oak. (11/6/16)	0, eight times (last at Ten., 12/11/16)
KICKOFF RETURN YARDS	83, at Cin. (9/25/16)	0, eight times (last at Ten., 12/11/16)
INTERCEPTION RETURNS	3, vs. S.D. (10/30/16)	0, six times (last at Ten., 12/11/16)
INTERCEPTION RETURN YARDS	97, vs. S.D. (10/30/16)	0, vs. Car. (9/8/16)
PENALTIES	15, vs. K.C. (11/27/16)	1, at N.O. (11/13/16)
YARDS PENALIZED	104, at Oak. (11/6/16)	10, at N.O. (11/13/16)
FUMBLES	4, vs. S.D. (10/30/16)	0, four times (last at Jax., 12/4/16)
FUMBLES LOST	2, three times (last at Ten., 12/11/16)	0, four times (last vs. Hou., 10/24/16)
SACKS MADE	6, vs. K.C. (11/27/16)	1, three times (last at Jax., 12/4/16)
FUMBLES FORCED	2, four times (last at N.O., 11/13/16)	0, five times (last at Ten., 12/11/16)
FUMBLES RECOVERED	2, three times (last at N.O., 11/13/16)	0, five times (last at Ten., 12/11/16)
TIME OF POSSESSION	39:22, at N.O. (11/13/16)	18:32, at Oak. (11/6/16)

## 2016 REGULAR SEASON OPPONENTS TEAM SINGLE-GAME HIGHS AND LOWS

OPPONENTS	HIGHS	LOWS
TOTAL FIRST DOWNS	30, at Oak. (11/6/16)	14, vs. Hou. (10/24/16)
TOTAL NET YARDS	397, at Oak. (11/6/16)	215, at T.B. (10/2/16)
TOTAL OFFENSIVE PLAYS	81, at Jax. (12/4/16)	51, at N.O. (11/13/16)
NET YARDS RUSHING	218, at Oak. (11/6/16)	72, at T.B. (10/2/16)
RUSHING ATTEMPTS	43, at Oak. (11/6/16)	21, two times (last at N.O., 11/13/16)
NET YARDS PASSING	293, at N.O. (11/13/16)	73, at Ten. (12/11/16)
PASS ATTEMPTS	47, vs. S.D. (10/30/16)	21, at Ten. (12/11/16)
PASS COMPLETIONS	26, vs. K.C. (11/27/16)	6, at Ten. (12/11/16)
PASSES HAD INTERCEPTED	3, vs. S.D. (10/30/16)	0, six times (last at Ten., 12/11/16)
TIMES SACKED	6, vs. K.C. (11/27/16)	1, two times (last at Jax., 12/4/16)
PUNTS	9, vs. K.C. (11/27/16)	3, vs. Atl. (10/9/16)
GROSS PUNTING AVERAGE	63.0, vs. Car. (9/8/16)	40.8, at N.O. (11/13/16)
NET PUNTING AVERAGE	56.0, vs. Atl. (10/9/16)	36.5, at N.O. (11/13/16)
PUNT RETURNS	5, at Oak. (11/6/16)	0, vs. Ind. (9/18/16)
PUNT RETURN YARDS	32, at Oak. (11/6/16)	0, vs. Ind. (9/18/16)
KICKOFF RETURNS	3, vs. Hou. (10/24/16)	1, three times (last at Jax., 12/4/16)
KICKOFF RETURN YARDS	86, vs. K.C. (11/27/16)	0, at Jax. (12/4/16)
INTERCEPTION RETURNS	2, two times (last at N.O., 11/13/16)	0, seven times (last at Ten., 12/11/16)
INTERCEPTION RETURN YARDS	38, at N.O. (11/13/16)	0, three times (last vs. Atl., 10/2/16)
PENALTIES	9, three times (last vs. K.C., 11/27/16)	2, vs. Hou. (10/24/16)
YARDS PENALIZED	94, vs. Ind. (9/18/16)	15, vs. Hou. (10/24/16)
FUMBLES	4, vs. Hou. (10/24/16)	0, five times (last at Ten., 12/11/16)
FUMBLES LOST	2, two times (last at N.O., 11/13/16)	0, five times (last at Ten., 12/11/16)
SACKS MADE	6, two times (last at N.O., 11/13/16)	1, three times (last vs. S.D., 10/30/16)
FUMBLES FORCED	3, vs. Atl. (10/9/16)	0, six times (last at Jax., 12/4/16)
FUMBLES RECOVERED	2, two times (last at Ten., 12/11/16)	0, six times (last at Jax., 12/4/16)
TIME OF POSSESSION	41:28, at Oak. (11/6/16)	20:38, at N.O. (11/13/16)



## BRONCOS BIG GAMES VS. NEW ENGLAND

### BRONCOS ALL-TIME 100-YARD RUSHING GAMES (12/ 11 reg., 1 post) — vs. NEW ENGLAND

PLAYER	PERFORMANCE	GAME
Knowshon Moreno	37-224, 1 TD	Nov. 24, 2013, at New England
Terrell Davis	32-171, 2 TD	Oct. 6, 1997, vs. New England
Terrell Davis	32-154, 2 TD	Nov. 17, 1996, at New England
Floyd Little	30-147, 1 TD	Nov. 3, 1968, at Boston
Cookie Gilchrist	32-142, 0 TD	Sept. 24, 1965, at Boston
Tatum Bell	27-123, 0 TD	Sept. 24, 2006, at New England
Tatum Bell	13-114, 1 TD	Oct. 16, 2005, vs. New England
C.J. Anderson	15-113, 2 TD	Nov. 29, 2015, vs. New England
Clinton Portis	26-111, 1 TD	Nov. 3, 2003, vs. New England
Clinton Portis	26-111, 2 TD	Oct. 27, 2002, at New England
Floyd Little	21-105, 1 TD	Sept. 14, 1969, vs. Boston
Sammy Winder	19-102, 0 TD	Jan. 4, 1987, vs. New England*

\* - Denotes postseason game

### BRONCOS ALL-TIME 100-YARD RECEIVING GAMES (23 / 22 reg., 1 post) — vs. NEW ENGLAND

PLAYER	PERFORMANCE	GAME
Demaryius Thomas	9-188, 0 TD	Oct. 7, 2012, at New England
Lionel Taylor	7-169, 1 TD	Sept. 29, 1963, vs. Boston
Rod Smith	13-160, 0 TD	Oct. 1, 2000, vs. New England
Rod Smith	6-159, 1 TD	Oct. 28, 2001, vs. New England
Butch Johnson	9-156, 2 TD	Nov. 4, 1984, vs. New England
Jerry Tarr	4-152, 2 TD	Sept. 21, 1962, at Boston
Emmanuel Sanders	10-151, 0 TD	Nov. 2, 2014, at New England
Donnie Stone	9-137, 1 TD	Dec. 3, 1961, vs. Boston
Demaryius Thomas	7-134, 1 TD	Jan. 19, 2014, vs. New England*
Steve Watson	8-134, 1 TD	Nov. 4, 1984, vs. New England
Al Denson	4-131, 2 TD	Sept. 3, 1967, vs. Boston
Javon Walker	3-130, 2 TD	Sept. 24, 2006, at New England
Rod Smith	5-130, 0 TD	Oct. 6, 1997, vs. New England
Al Carmichael	6-130, 1 TD	Sept. 9, 1960, at Boston
Demaryius Thomas	7-127, 0 TD	Nov. 2, 2014, at New England
Rod Smith	6-123, 1 TD	Oct. 16, 2005, vs. New England
Lionel Taylor	12-119, 0 TD	Sept. 21, 1962, at Boston
Demaryius Thomas	7-116, 0 TD	Dec. 18, 2011, vs. New England
Ed McCaffrey	8-116, 0 TD	Oct. 27, 2002, at New England
Emmanuel Sanders	6-113, 0 TD	Nov. 29, 2015, vs. New England
Ed McCaffrey	5-111, 0 TD	Oct. 24, 1999, at New England
Al Carmichael	3-109, 2 TD	Oct. 23, 1960, vs. Boston
Lionel Taylor	10-106, 1 TD	Oct. 23, 1960, vs. Boston

\* - Denotes postseason game



## BRONCOS BIG GAMES VS. NEW ENGLAND

### BRONCOS ALL-TIME 300-YARD PASSING GAMES (7 / 6 reg., 1 post) — vs. NEW ENGLAND

PLAYER	PERFORMANCE	GAME
Peyton Manning	34-57-2, 438 yds., 2 TD	Nov. 2, 2014, at New England
Peyton Manning	32-43-0, 400 yds., 2 TD	Jan. 19, 2014, vs. New England*
Brian Griese	31-50-1, 361 yds., 1 TD	Oct. 1, 2000, vs. New England
Peyton Manning	31-44-0, 337 yds., 3 TD	Oct. 7, 2012, at New England
Kyle Orton	35-48-1, 330 yds., 2 TD	Oct. 11, 2009, vs. New England
Brian Griese	25-38-0, 316 yds., 1 TD	Oct. 24, 1999, at New England
John Elway	26-40-1, 315 yds., 3 TD	Nov. 4, 1984, vs. New England

\* - Denotes postseason game



# BRONCOS PLAYER CAREER STATS VS. NEW ENGLAND

## OUTSIDE LINEBACKER SHAQUIL BARRETT — vs. NEW ENGLAND

	G/S	W-L	UT	A	TT	S-Yds	I-Yds.	PD	FF	FR	SpTK
11/29/15 vs. N.E.	1/1	W	2	1	3	0-0	0-0	0	0	1	0
1/24/16 vs. N.E.^	1/0	W	0	1	1	0-0	0-0	0	0	1	0
<b>REG. SEASON TOTALS</b>	<b>1/1</b>	<b>2-0</b>	<b>2</b>	<b>2</b>	<b>4</b>	<b>0-0</b>	<b>0-0</b>	<b>0</b>	<b>0</b>	<b>1</b>	<b>0</b>

^ - AFC Championship

## DEFENSIVE END JARED CRICK — vs. NEW ENGLAND

	G/S	W-L	UT	A	TT	S-Yds	I-Yds.	PD	FF	FR	SpTK
12/10/12 at N.E.*	1/0	L	0	4	4	0-0	0-0	0	0	0	0
12/1/13 at N.E.*	1/0	L	0	0	0	0-0	0-0	0	0	0	0
12/13/15 vs. N.E.*	1/1	L	2	3	5	0-0	0-0	0	0	0	0
<b>REG. SEASON TOTALS</b>	<b>3/1</b>	<b>0-3</b>	<b>2</b>	<b>2</b>	<b>9</b>	<b>0-0</b>	<b>0-0</b>	<b>0</b>	<b>0</b>	<b>0</b>	<b>0</b>
1/13/13 at N.E.*^	1/0	L	0	1	1	0-0	0-0	0	0	0	0
<b>POSTSEASON TOTALS</b>	<b>1/0</b>	<b>0-1</b>	<b>0</b>	<b>1</b>	<b>1</b>	<b>0-0</b>	<b>0-0</b>	<b>0</b>	<b>0</b>	<b>0</b>	<b>0</b>

\* -w/Houston

^ - AFC Championship

## INSIDE LINEBACKER TODD DAVIS — vs. NEW ENGLAND

	G/S	W-L	UT	A	TT	S-Yds	I-Yds.	PD	FF	FR	SpTK
11/29/15 vs. N.E.	1/0	W	0	0	0	0-0	0-0	0	0	0	0
<b>REG. SEASON TOTALS</b>	<b>1/0</b>	<b>1-0</b>	<b>0</b>	<b>0</b>	<b>0</b>	<b>0-0</b>	<b>0-0</b>	<b>0</b>	<b>0</b>	<b>0</b>	<b>0</b>
1/13/13 at N.E.^	1/0	W	0	0	0	0-0	0-0	0	0	0	0
<b>POSTSEASON TOTALS</b>	<b>1/0</b>	<b>1-0</b>	<b>0</b>	<b>0</b>	<b>0</b>	<b>0-0</b>	<b>0-0</b>	<b>0</b>	<b>0</b>	<b>0</b>	<b>0</b>

^ - AFC Championship

## RUNNING BACK JUSTIN FORSETT — vs. NEW ENGLAND

	G/S	RUSHING						RECEIVING				
		W/L	Att.	Yds.	Avg.	LG	TD	Rec.	Yds.	Avg.	LG	TD
12/7/08 vs. N.E.*	1/0	L	0	0	—	—	0	0	0	—	—	0
12/10/12 at N.E.%	1/0	L	3	7	2.3	5	0	1	14	14.0	14	0
<b>REG. SEASON TOTALS</b>	<b>2/0</b>	<b>0-2</b>	<b>3</b>	<b>7</b>	<b>2.3</b>	<b>5</b>	<b>0</b>	<b>1</b>	<b>14</b>	<b>14.0</b>	<b>14</b>	<b>0</b>
1/10/15 vs. N.E.#^	1/1	L	24	129	5.4	19	0	2	17	8.5	16t	1
<b>POSTSEASON TOTALS</b>	<b>1/1</b>	<b>0-1</b>	<b>24</b>	<b>129</b>	<b>5.4</b>	<b>19</b>	<b>0</b>	<b>2</b>	<b>17</b>	<b>8.5</b>	<b>16t</b>	<b>1</b>

\* -w/Seattle, % -w/Houston, # -w/Baltimore

^ - AFC Divisional Playoff

## WIDE RECEIVER BENNIE FOWLER — vs. NEW ENGLAND

	G/S	W-L	RECEIVING					RUSHING				
			Rec.	Yds.	Avg.	LG	TD	Att.	Yds.	Avg.	LG	TD
11/29/15 vs. N.E.	1/0	W	1	8	8.0	8	0	0	0	0.0	—	0
<b>REG. SEASON TOTALS</b>	<b>1/0</b>	<b>1-0</b>	<b>1</b>	<b>8</b>	<b>8.0</b>	<b>8</b>	<b>0</b>	<b>0</b>	<b>0</b>	<b>0.0</b>	<b>—</b>	<b>0</b>
1/24/16 vs. N.E.^	1/0	W	0	0	—	—	0	0	0	0.0	—	0
<b>POSTSEASON TOTALS</b>	<b>1/0</b>	<b>1-0</b>	<b>0</b>	<b>0</b>	<b>—</b>	<b>—</b>	<b>0</b>	<b>0</b>	<b>0</b>	<b>0.0</b>	<b>—</b>	<b>0</b>

^ - AFC Championship

## TIGHT END VIRGIL GREEN — vs. NEW ENGLAND

	G/S	W-L	RECEIVING					RUSHING				
			Rec.	Yds.	Avg.	LG	TD	Att.	Yds.	Avg.	LG	TD
12/18/11 vs. N.E.	1/0	L	0	0	0.0	—	0	0	0	0.0	—	0
10/7/12 at N.E.	1/0	L	0	0	0.0	—	0	0	0	0.0	—	0
11/24/13 at N.E.	1/1	L	1	3	3.0	3	0	0	0	0.0	—	0
11/29/15 vs. N.E.	1/0	W	0	0	0.0	—	0	0	0	0.0	—	0
<b>REG. SEASON TOTALS</b>	<b>4/1</b>	<b>1-3</b>	<b>1</b>	<b>3</b>	<b>3.0</b>	<b>3</b>	<b>0</b>	<b>0</b>	<b>0</b>	<b>0.0</b>	<b>—</b>	<b>0</b>
1/14/12 at N.E.*	1/1	L	0	0	0.0	—	0	0	0	0.0	—	0
1/19/14 vs. N.E.^	1/0	W	0	0	0.0	—	0	0	0	0.0	—	0
1/24/16 vs. N.E.^	1/1	W	0	0	0.0	—	0	0	0	0.0	—	0
<b>POSTSEASON TOTALS</b>	<b>3/2</b>	<b>2-1</b>	<b>0</b>	<b>0</b>	<b>0.0</b>	<b>—</b>	<b>0</b>	<b>0</b>	<b>0</b>	<b>0.0</b>	<b>—</b>	<b>0</b>

\* - AFC Divisional Playoff

^ - AFC Championship



## BRONCOS PLAYER CAREER STATS VS. NEW ENGLAND

### CORNERBACK CHRIS HARRIS JR. — vs. NEW ENGLAND

	G/S	W-L	UT	A	TT	S-Yds.	I-Yds.	PD	FF	FR	SpTK
12/18/11 vs. N.E.	1/1	L	9	0	9	0-0	0-0	0	0	0	0
10/7/12 at N.E.	1/1	L	4	3	7	0-0	0-0	0	0	0	0
11/24/13 at N.E.	1/1	L	3	1	4	0-0	0-0	0	0	0	0
11/2/14 at N.E.	1/1	L	5	0	5	0-0	0-0	0	0	0	0
11/29/15 vs. N.E.	1/1	W	2	0	2	0-0	0-0	0	0	0	0
<b>REG. SEASON TOTALS</b>	<b>5/5</b>	<b>1-4</b>	<b>23</b>	<b>4</b>	<b>27</b>	<b>0-0</b>	<b>0-0</b>	<b>0</b>	<b>0</b>	<b>0</b>	<b>0</b>
1/14/12 at N.E. *	1/1	L	3	5	8	0-0	0-0	0	0	0	0
1/24/16 at N.E. ^	1/1	W	4	2	6	0-0	0-0	1	0	0	0
<b>POSTSEASON TOTALS</b>	<b>2/2</b>	<b>1-1</b>	<b>7</b>	<b>7</b>	<b>14</b>	<b>0-0</b>	<b>0-0</b>	<b>1</b>	<b>0</b>	<b>0</b>	<b>0</b>

\* - AFC Divisional Playoff

^ - AFC Championship

### WIDE RECEIVER CODY LATIMER — vs. NEW ENGLAND

	G/S	W-L	RECEIVING					RUSHING				
			Rec.	Yds.	Avg.	LG	TD	Att.	Yds.	Avg.	LG	TD
11/2/14 at N.E.	1/0	L	0	0	0.0	—	0	0	0	0.0	—	0
11/29/15 vs. N.E.	1/0	W	1	7	7.0	7	0	0	0	0.0	—	0
<b>REG. SEASON TOTALS</b>	<b>2/0</b>	<b>1-1</b>	<b>1</b>	<b>7</b>	<b>7.0</b>	<b>7</b>	<b>0</b>	<b>0</b>	<b>0</b>	<b>0.0</b>	<b>—</b>	<b>0</b>
1/24/16 vs. N.E. ^	1/0	W	1	13	13.0	13	0	0	0	0.0	—	0
<b>REG. SEASON TOTALS</b>	<b>1/0</b>	<b>1-0</b>	<b>1</b>	<b>13</b>	<b>13.0</b>	<b>13</b>	<b>0</b>	<b>0</b>	<b>0</b>	<b>0.0</b>	<b>—</b>	<b>0</b>

^ - AFC Championship

### INSIDE LINEBACKER BRANDON MARSHALL — vs. NEW ENGLAND

	G/S	W-L	UT	A	TT	S-Yds	I-Yds.	PD	FF	FR	SpTK
11/2/14 at N.E.	1/1	L	4	1	5	0-0	0-0	0	0	0	0
11/29/15 vs. N.E.	1/1	W	2	1	3	0-0	0-0	1	0	0	0
<b>REG. SEASON TOTALS</b>	<b>2/2</b>	<b>1-1</b>	<b>6</b>	<b>2</b>	<b>8</b>	<b>0-0</b>	<b>0-0</b>	<b>1</b>	<b>0</b>	<b>0</b>	<b>0</b>
1/19/14 vs. N.E. ^	1/0	W	0	0	0	0-0	0-0	0	0	0	0
1/24/16 vs. N.E. ^	1/1	W	4	1	5	0-0	0-0	1	1	0	0
<b>POSTSEASON TOTALS</b>	<b>1/1</b>	<b>2-0</b>	<b>4</b>	<b>1</b>	<b>5</b>	<b>0-0</b>	<b>0-0</b>	<b>1</b>	<b>1</b>	<b>0</b>	<b>0</b>

^ - AFC Championship

### KICKER BRANDON McMANUS — vs. NEW ENGLAND

	G/S	W-L	1-19	20-29	30-39	40-49	50+	LG	Total	Pct.	XM-XA	Pct.	Pts.
11/2/14 at N.E.	1/0	L	0-0	0-0	0-0	0-1	0-0	—	0-1	.000	3-3	1.000	3
11/29/15 at N.E.	1/0	W	0-0	1-1	0-0	0-1	0-0	21	1-2	.000	3-3	1.000	6
<b>REG. SEASON TOTALS</b>	<b>2/0</b>	<b>1-1</b>	<b>0-0</b>	<b>1-1</b>	<b>0-0</b>	<b>0-2</b>	<b>0-0</b>	<b>21</b>	<b>1-3</b>	<b>.500</b>	<b>6-6</b>	<b>1.000</b>	<b>9</b>
11/29/15 at N.E. ^	1/0	W	0-0	0-0	1-1	0-0	1-1	52	2-2	1.000	2-2	1.000	8
<b>POSTSEASON TOTALS</b>	<b>1/0</b>	<b>1-0</b>	<b>0-0</b>	<b>0-0</b>	<b>1-1</b>	<b>0-0</b>	<b>1-1</b>	<b>52</b>	<b>2-2</b>	<b>1.000</b>	<b>2-2</b>	<b>1.000</b>	<b>8</b>

^ - AFC Championship

### OUTSIDE LINEBACKER VON MILLER — vs. NEW ENGLAND

	G/S	W-L	UT	A	TT	S-Yds	I-Yds.	PD	FF	FR	SpTK
12/8/11 vs. N.E.	1/1	L	1	0	1	0-0	0-0	0	0	0	0
10/7/12 at N.E.	1/1	L	7	1	8	2-7	0-0	1	1	0	0
11/24/13 at N.E.	1/1	L	6	2	8	2-11	0-0	0	1	1	0
11/2/14 at N.E.	1/1	L	1	0	1	0-0	0-0	0	0	0	0
11/29/15 vs. N.E.	1/1	W	3	1	4	1-7	0-0	0	0	0	0
<b>REG. SEASON TOTALS</b>	<b>5/5</b>	<b>1-4</b>	<b>18</b>	<b>4</b>	<b>22</b>	<b>5-25</b>	<b>0-0</b>	<b>1</b>	<b>1</b>	<b>1</b>	<b>0</b>
1/14/12 at N.E. *	1/1	L	0	0	0	0-0	0-0	0	0	0	0
1/24/16 vs. N.E. ^	1/1	W	4	1	5	2.5-13	1-4	1	0	0	0
<b>POSTSEASON TOTALS</b>	<b>2/2</b>	<b>1-1</b>	<b>4</b>	<b>2</b>	<b>5</b>	<b>2.5-13</b>	<b>1-4</b>	<b>1</b>	<b>0</b>	<b>0</b>	<b>0</b>

\* - AFC Divisional Playoff

^ - AFC Championship



## BRONCOS PLAYER CAREER STATS VS. NEW ENGLAND

### INSIDE LINEBACKER COREY NELSON — vs. NEW ENGLAND

	G/S	W-L	UT	A	TT	S-Yds	I-Yds.	PD	FF	FR	SpTK
11/2/14 at N.E.	1/0	L	2	1	3	0-0	0-0	0	0	0	0
11/29/15 vs. N.E.	1/0	W	0	0	0	0-0	0-0	0	0	0	0
<b>REG. SEASON TOTALS</b>	<b>2/0</b>	<b>1-1</b>	<b>2</b>	<b>1</b>	<b>3</b>	<b>0-0</b>	<b>0-0</b>	<b>0</b>	<b>0</b>	<b>0</b>	<b>0</b>
1/24/16 vs. N.E.^	1/0	W	0	0	0	0-0	0-0	0	0	0	0
<b>POSTSEASON TOTALS</b>	<b>1/0</b>	<b>1-0</b>	<b>0</b>	<b>0</b>	<b>0</b>	<b>0-0</b>	<b>0-0</b>	<b>0</b>	<b>0</b>	<b>0</b>	<b>0</b>

^ - AFC Championship

### WIDE RECEIVER JORDAN NORWOOD — vs. NEW ENGLAND

	G/S	W-L	RECEIVING					RUSHING				
			Rec.	Yds.	Avg.	LG	TD	Att.	Yds.	Avg.	LG	TD
11/24/16 vs. N.E.^	1/0	W	2	16	8.0	13	0	0	0	0.0	—	0
<b>POSTSEASON TOTALS</b>	<b>1/0</b>	<b>1-0</b>	<b>2</b>	<b>16</b>	<b>8.0</b>	<b>13</b>	<b>0</b>	<b>0</b>	<b>0</b>	<b>0.0</b>	<b>—</b>	<b>0</b>
	G/S	W-L	PUNT RETURNS					KICK RETURNS				
			Att.	Yds.	Avg.	LG	TD	Att.	Yds.	Avg.	LG	TD
11/24/16 vs. N.E.^	1/0	W	3	21	7.0	16	0	0	0	0.0	—	0
<b>POSTSEASON TOTALS</b>	<b>1/0</b>	<b>1-0</b>	<b>3</b>	<b>21</b>	<b>7.0</b>	<b>16</b>	<b>0</b>	<b>0</b>	<b>0</b>	<b>0.0</b>	<b>—</b>	<b>0</b>

^ - AFC Championship

### OUTSIDE LINEBACKER SHANE RAY — vs. NEW ENGLAND

	G/S	W-L	UT	A	TT	S-Yds	I-Yds.	PD	FF	FR	SpTK
11/29/15 vs. N.E.	1/0	W	1	1	2	0-0	0-0	0	0	0	0
<b>REG. SEASON TOTALS</b>	<b>1/0</b>	<b>1-0</b>	<b>1</b>	<b>1</b>	<b>2</b>	<b>0-0</b>	<b>0-0</b>	<b>0</b>	<b>0</b>	<b>0</b>	<b>0</b>
1/24/16 vs. N.E.^	1/0	W	0	0	0	0-0	0-0	0	0	0	0
<b>POSTSEASON TOTALS</b>	<b>1/0</b>	<b>1-0</b>	<b>0</b>	<b>0</b>	<b>0</b>	<b>0-0</b>	<b>0-0</b>	<b>0</b>	<b>0</b>	<b>0</b>	<b>0</b>

^ - AFC Championship

### CORNERBACK BRADLEY ROBY — vs. NEW ENGLAND

	G/S	W-L	UT	A	TT	S-Yds	I-Yds.	PD	FF	FR	SpTK
11/2/14 at N.E.	1/0	L	2	0	2	0-0	1-0	2	1	0	0
11/29/15 vs. N.E.	1/0	W	2	0	2	0-0	0-0	0	0	0	0
<b>REG. SEASON TOTALS</b>	<b>2/0</b>	<b>1-1</b>	<b>4</b>	<b>0</b>	<b>4</b>	<b>0-0</b>	<b>1-0</b>	<b>2</b>	<b>1</b>	<b>0</b>	<b>0</b>
1/24/16 vs. N.E.^	1/0	W	0	0	0	0-0	0-0	0	0	0	0
<b>POSTSEASON TOTALS</b>	<b>1/0</b>	<b>1-0</b>	<b>0</b>	<b>0</b>	<b>0</b>	<b>0-0</b>	<b>0-0</b>	<b>0</b>	<b>0</b>	<b>0</b>	<b>0</b>

^ - AFC Championship

### WIDE RECEIVER EMMANUEL SANDERS — vs. NEW ENGLAND

	G/S	W-L	RECEIVING					RUSHING				
			Rec.	Yds.	Avg.	LG	TD	Att.	Yds.	Avg.	LG	TD
11/14/10 vs. N.E.*	1/0	L	5	41	8.2	11	1	0	0	0.0	—	0
10/30/11 vs. N.E.*	1/0	W	5	70	14.0	26	0	0	0	0.0	—	0
11/3/13 at N.E.*	1/1	L	6	98	16.3	42	0	0	0	0.0	—	0
11/2/14 at N.E.	1/1	L	10	151	15.1	28	0	0	0	0.0	—	0
11/29/15 vs. N.E.	1/1	W	6	113	18.8	39	0	0	0	0.0	—	0
<b>REG. SEASON TOTALS</b>	<b>5/3</b>	<b>2-3</b>	<b>32</b>	<b>473</b>	<b>14.8</b>	<b>42</b>	<b>1</b>	<b>0</b>	<b>0</b>	<b>0.0</b>	<b>—</b>	<b>0</b>
1/24/16 vs. N.E.^	1/1	W	5	62	12.4	34	0	0	0	0.0	—	0
<b>POSTSEASON TOTALS</b>	<b>1/1</b>	<b>1-0</b>	<b>5</b>	<b>62</b>	<b>12.4</b>	<b>34</b>	<b>0</b>	<b>0</b>	<b>0</b>	<b>0.0</b>	<b>—</b>	<b>0</b>

	G/S	W-L	PUNT RETURNS					KICK RETURNS				
			Att.	Yds.	Avg.	LG	TD	Att.	Yds.	Avg.	LG	TD
11/14/10 vs. N.E.*	1/0	L	2	22	11.0	12	0	6	156	26.0	34	0
10/30/11 vs. N.E.*	1/0	W	0	0	0.0	—	0	0	0	0.0	—	0
11/3/13 at N.E.*	1/1	L	0	0	0.0	—	0	1	19	19.0	19	0
11/2/14 at N.E.	1/1	L	0	0	0.0	—	0	1	13	13.0	13	0
11/29/15 vs. N.E.	1/1	W	2	16	8.0	14	0	0	0	0.0	—	0
<b>REG. SEASON TOTALS</b>	<b>5/3</b>	<b>2-3</b>	<b>4</b>	<b>38</b>	<b>9.5</b>	<b>14</b>	<b>0</b>	<b>8</b>	<b>188</b>	<b>23.5</b>	<b>34</b>	<b>0</b>
11/24/16 vs. N.E.^	1/0	W	0	0	0.0	—	0	0	0	0.0	—	0
<b>POSTSEASON TOTALS</b>	<b>1/0</b>	<b>1-0</b>	<b>0</b>	<b>0</b>	<b>0.0</b>	<b>—</b>	<b>0</b>	<b>0</b>	<b>0</b>	<b>0.0</b>	<b>—</b>	<b>0</b>

^ - AFC Championship



## BRONCOS PLAYER CAREER STATS VS. NEW ENGLAND

### SAFETY DARIAN STEWART — vs. NEW ENGLAND

	G/S	W-L	UT	A	TT	S-Yds.	I-Yds.	PD	FF	FR	SpTK
10/28/12 vs. N.E.*	1/0	L	0	0	0	0-0	0-0	0	0	0	0
11/29/15 vs. N.E.	1/1	W	4	0	4	0-0	0-0	3	0	0	0
<b>REG. SEASON TOTALS</b>	<b>2/1</b>	<b>1-1</b>	<b>4</b>	<b>0</b>	<b>4</b>	<b>0-0</b>	<b>0-0</b>	<b>3</b>	<b>0</b>	<b>0</b>	<b>0</b>
1/10/15 at N.E.% <sup>#</sup>	1/1	L	2	0	2	0-0	0-0	0	0	0	0
1/24/16 vs. N.E. <sup>^</sup>	1/1	W	1	2	3	0-0	1-8	1	0	0	0
<b>POSTSEASON TOTALS</b>	<b>2/2</b>	<b>2-1</b>	<b>3</b>	<b>2</b>	<b>5</b>	<b>0-0</b>	<b>1-8</b>	<b>1</b>	<b>0</b>	<b>0</b>	<b>0</b>

\* -w/St. Louis, % -w/Baltimore

<sup>#</sup> - AFC Divisional Playoff

<sup>^</sup> - AFC Championship

### CORNERBACK AQIB TALIB — vs. NEW ENGLAND

	G/S	W-L	UT	A	TT	S-Yds.	I-Yds.	PD	FF	FR	SpTK
10/25/09 vs. N.E.*	1/1	L	2	1	3	0-0	1-23	1	0	0	0
11/2/14 at N.E.	1/1	L	7	0	7	0-0	0-0	0	0	0	0
11/29/15 vs. N.E.	1/1	W	2	2	4	0-0	0-0	2	0	0	0
<b>REG. SEASON TOTALS</b>	<b>3/3</b>	<b>1-2</b>	<b>11</b>	<b>3</b>	<b>14</b>	<b>0-0</b>	<b>1-23</b>	<b>3</b>	<b>0</b>	<b>0</b>	<b>0</b>
1/24/16 vs. N.E. <sup>^</sup>	1/1	W	4	1	5	0-0	0-0	2	0	0	0
<b>POSTSEASON TOTALS</b>	<b>1/1</b>	<b>1-0</b>	<b>4</b>	<b>1</b>	<b>5</b>	<b>0-0</b>	<b>0-0</b>	<b>2</b>	<b>0</b>	<b>0</b>	<b>0</b>

\* -w/Tampa Bay

<sup>^</sup> - AFC Championship

### WIDE RECEIVER DEMARYIUS THOMAS — vs. NEW ENGLAND

	G/S	W-L	RECEIVING					RUSHING				
			Rec.	Yds.	Avg.	LG	TD	Att.	Yds.	Avg.	LG	TD
12/18/11 vs. N.E.	1/1	L	7	116	16.6	39	0	0	0	0.0	—	0
10/7/12 at N.E.	1/1	L	9	180	20.0	38	0	0	0	0.0	—	0
11/24/13 at N.E.	1/1	L	4	41	10.3	15	1	0	0	0.0	—	0
11/2/14 at N.E.	1/1	L	7	127	18.1	41	0	0	0	0.0	—	0
11/29/15 vs. N.E.	1/1	W	1	36	36.0	36	0	0	0	0.0	—	0
<b>REG. SEASON TOTALS</b>	<b>5/5</b>	<b>1-4</b>	<b>28</b>	<b>500</b>	<b>17.9</b>	<b>41</b>	<b>1</b>	<b>0</b>	<b>0</b>	<b>0.0</b>	<b>—</b>	<b>0</b>
1/14/12 at N.E.*	1/1	L	6	93	15.5	41	0	0	0	0.0	—	0
1/19/14 vs. N.E. <sup>^</sup>	1/1	W	7	134	19.1	30	1	0	0	0.0	—	0
1/24/16 vs. N.E. <sup>^</sup>	1/1	W	2	12	6.0	7	0	0	0	0.0	—	0
<b>POSTSEASON TOTALS</b>	<b>2/2</b>	<b>1-1</b>	<b>15</b>	<b>239</b>	<b>15.9</b>	<b>41</b>	<b>1</b>	<b>0</b>	<b>0</b>	<b>0.0</b>	<b>—</b>	<b>0</b>

\* - AFC Divisional Playoff

<sup>^</sup> -AFC Championship

### RUNNING BACK JUWAN THOMPSON — vs. NEW ENGLAND

	G/S	W/L	RUSHING					RECEIVING				
			Att.	Yds.	Avg.	LG	TD	Rec.	Yds.	Avg.	LG	TD
11/2/14 at N.E.	1/0	L	2	6	3.0	6	0	1	6	6.0	6	0
11/29/15 vs. N.E.	1/0	W	1	3	3.0	3	0	0	0	0.0	—	0
<b>REG. SEASON TOTALS</b>	<b>2/0</b>	<b>1-1</b>	<b>3</b>	<b>9</b>	<b>3.0</b>	<b>6</b>	<b>0</b>	<b>1</b>	<b>6</b>	<b>6.0</b>	<b>6</b>	<b>0</b>

### SAFETY T.J. WARD — vs. NEW ENGLAND

	G/S	W-L	UT	A	TT	S-Yds.	I-Yds.	PD	FF	FR	SpTK
11/7/10 vs. N.E.*	1/1	W	6	0	6	0-0	0-0	0	0	0	1
11/24/13 at N.E.*	1/1	L	3	5	8	0-0	0-0	0	0	0	0
11/2/14 at N.E.	1/1	L	8	0	8	0-0	0-0	0	0	0	0
11/29/15 vs. N.E.	1/1	W	1	0	1	0-0	0-0	0	0	0	0
<b>REG. SEASON TOTALS</b>	<b>4/4</b>	<b>2-2</b>	<b>18</b>	<b>5</b>	<b>23</b>	<b>0-0</b>	<b>0-0</b>	<b>0</b>	<b>0</b>	<b>0</b>	<b>1</b>
1/24/16 vs. N.E. <sup>^</sup>	1/1	W	1	5	6	0-0	0-0	0	0	0	0
<b>POSTSEASON TOTALS</b>	<b>1/1</b>	<b>1-0</b>	<b>1</b>	<b>5</b>	<b>6</b>	<b>0-0</b>	<b>0-0</b>	<b>0</b>	<b>0</b>	<b>0</b>	<b>0</b>

\* -w/Cleveland

<sup>^</sup> - AFC Championship



## BRONCOS PLAYER CAREER STATS VS. NEW ENGLAND

### OUTSIDE LINEBACKER DEMARCUS WARE — vs. NEW ENGLAND

	G/S	W-L	UT	A	TT	S-Yds	I-Yds.	PD	FF	FR	SpTK
10/14/07 vs. N.E.*	1/1	L	6	4	10	1-5	0-0	0	0	0	0
10/16/11 at N.E.*	1/1	L	4	1	5	2-11	0-0	0	0	0	0
11/2/14 at N.E.	1/1	L	4	0	4	1-1	0-0	0	0	0	0
<b>REG. SEASON TOTALS</b>	<b>3/3</b>	<b>0-3</b>	<b>14</b>	<b>5</b>	<b>19</b>	<b>4-17</b>	<b>0-0</b>	<b>0</b>	<b>0</b>	<b>0</b>	<b>0</b>
1/24/16 vs. N.E.^	1/1	W	0	2	2	0.5-3	0-0	0	0	0	0
<b>POSTSEASON TOTALS</b>	<b>1/1</b>	<b>1-0</b>	<b>1</b>	<b>5</b>	<b>6</b>	<b>0.5-3</b>	<b>0-0</b>	<b>0</b>	<b>0</b>	<b>0</b>	<b>0</b>

\* -w/Dallas

^ - AFC Championship

### OUTSIDE LINEBACKER DEKODA WATSON — vs. NEW ENGLAND

	G/S	W-L	UT	A	TT	S-Yds	I-Yds.	PD	FF	FR	SpTK
9/22/13 at N.E.*	1/0	L	0	0	0	0-0	0-0	0	0	0	0
<b>REG. SEASON TOTALS</b>	<b>1/0</b>	<b>0-1</b>	<b>0</b>	<b>0</b>	<b>0</b>	<b>0-0</b>	<b>0-0</b>	<b>0</b>	<b>0</b>	<b>0</b>	<b>0</b>

\* -w/Tampa Bay

### CORNERBACK KAYVON WEBSTER — vs. NEW ENGLAND

	G/S	W-L	UT	A	TT	S-Yds.	I-Yds.	PD	FF	FR	SpTK
11/24/13 at N.E.	1/0	L	5	0	5	0-0	0-0	1	0	0	0
11/2/14 at N.E.	1/0	L	2	0	2	0-0	0-0	0	0	0	0
11/29/15 vs. N.E.	1/0	W	0	0	0	0-0	0-0	0	0	0	1
<b>REG. SEASON TOTALS</b>	<b>3/0</b>	<b>1-2</b>	<b>7</b>	<b>0</b>	<b>7</b>	<b>0-0</b>	<b>0-0</b>	<b>1</b>	<b>0</b>	<b>0</b>	<b>1</b>
1/19/14 vs. N.E.^	1/0	W	0	0	0	0-0	0-0	0	0	0	0
1/24/16 vs. N.E.^	1/0	W	2	0	2	0.5-3	0-0	1	0	0	0
<b>POSTSEASON TOTALS</b>	<b>2/0</b>	<b>2-0</b>	<b>2</b>	<b>0</b>	<b>2</b>	<b>0-0</b>	<b>0-0</b>	<b>1</b>	<b>0</b>	<b>0</b>	<b>0</b>

^ - AFC Championship

### NOSE TACKLE SYLVESTER WILLIAMS — vs. NEW ENGLAND

	G/S	W-L	UT	A	TT	S-Yds.	I-Yds.	PD	FF	FR	SpTK
11/24/13 at N.E.	1/0	L	0	1	1	0-0	0-0	0	0	0	0
11/2/14 at N.E.	1/1	L	0	0	0	0-0	0-0	0	0	0	0
11/29/15 vs. N.E.	1/1	W	0	0	0	0-0	0-0	0	0	0	0
<b>REG. SEASON TOTALS</b>	<b>3/2</b>	<b>1-2</b>	<b>0</b>	<b>1</b>	<b>1</b>	<b>0-0</b>	<b>0-0</b>	<b>0</b>	<b>0</b>	<b>0</b>	<b>0</b>
1/19/14 vs. N.E.^	1/1	W	0	0	0	0-0	0-0	0	0	0	0
1/24/16 vs. N.E.^	1/1	W	0	0	0	0-0	0-0	0	0	0	0
<b>POSTSEASON TOTALS</b>	<b>2/2</b>	<b>2-0</b>	<b>0</b>	<b>0</b>	<b>0</b>	<b>0-0</b>	<b>0-0</b>	<b>0</b>	<b>0</b>	<b>0</b>	<b>0</b>

^ - AFC Championship

### DEFENSIVE END BILLY WINN — vs. NEW ENGLAND

	G/S	W-L	UT	A	TT	S-Yds.	I-Yds.	PD	FF	FR	SpTK
12/8/13 at N.E.*	1/0	L	0	0	0	0-0	0-0	0	0	0	0
10/18/15 at N.E.^	1/0	L	0	1	1	0-0	0-0	0	0	0	0
<b>REG. SEASON TOTALS</b>	<b>2/0</b>	<b>0-2</b>	<b>0</b>	<b>1</b>	<b>1</b>	<b>0-0</b>	<b>0-0</b>	<b>0</b>	<b>0</b>	<b>0</b>	<b>0</b>

\* -w/Cleveland, ^ -w/Indianapolis

### DEFENSIVE END DEREK WOLFE — vs. NEW ENGLAND

	G/S	W-L	UT	A	TT	S-Yds.	I-Yds.	PD	FF	FR	SpTK
10/7/12 at N.E.	1/1	L	2	2	4	1-3	0-0	0	0	0	0
11/24/13 at N.E.	1/1	L	0	0	0	0-0	0-0	0	0	0	0
11/2/14 at N.E.	1/1	L	4	1	5	0-0	0-0	0	0	0	0
11/29/15 vs. N.E.	1/1	W	7	2	9	1-4	0-0	0	0	0	0
<b>REG. SEASON TOTALS</b>	<b>4/4</b>	<b>1-3</b>	<b>13</b>	<b>5</b>	<b>18</b>	<b>2-7</b>	<b>0-0</b>	<b>0</b>	<b>0</b>	<b>0</b>	<b>0</b>
1/24/16 vs. N.E.^	1/1	W	6	0	6	1-2	0-0	1	0	0	0
<b>POSTSEASON TOTALS</b>	<b>1/1</b>	<b>1-0</b>	<b>6</b>	<b>0</b>	<b>6</b>	<b>1-2</b>	<b>0-0</b>	<b>1</b>	<b>0</b>	<b>0</b>	<b>0</b>

^ - AFC Championship



# 2016 DENVER BRONCOS NUMERICAL ROSTER

Updated: Dec. 13, 2016

No.	Name	Pos.	Ht.	Wt.	Age	Exp.	College	Hometown	How Acq.	2016 PARTICIPATION			
										GP	GS	DNP	INA
4	Austin Davis	QB	6-2	221	27	5	Southern Mississippi	Meridian, Miss.	FA-'16	0	0	2	11
8	Brandon McManus	K	6-3	201	25	3	Temple	Lansdale, Pa.	T-'14	13	0	0	0
9	Riley Dixon	P	6-4	221	23	R	Syracuse	Blossvale, N.Y.	D7-'16	13	0	0	0
10	Emmanuel Sanders	WR	5-11	180	29	7	Southern Methodist	Bellville, Texas	UFA-'14	13	13	0	0
11	Jordan Norwood	WR	5-11	180	30	7	Penn State	State College, Pa.	FA-'14	12	5	0	1
12	Paxton Lynch	QB	6-7	244	22	R	Memphis	San Antonio	D1-'16	3	2	10	0
13	Trevor Siemian	QB	6-3	220	24	2	Northwestern	Windermere, Fla.	D7a-'15	11	11	0	2
14	Cody Latimer	WR	6-2	215	24	3	Indiana	Dayton, Ohio	D2-'14	9	1	0	4
16	Bennie Fowler	WR	6-1	212	25	2	Michigan State	Bloomfield, Mich.	CFA-'14	10	0	0	3
19	Kalif Raymond	WR	5-9	160	22	R	College of the Holy Cross	Lawrenceville, Ga.	CFA-'16	2	0	0	0
20	Justin Forsett	RB	5-9	195	31	9	California	Arlington, Texas	W-'16	6	3	0	5
21	Aqib Talib	CB	6-1	205	30	9	Kansas	Richardson, Texas	UFA-'14	10	10	0	3
23	Devontae Booker	RB	5-11	219	24	R	Utah	Sacramento, Calif.	D4-'16	13	6	0	0
25	Chris Harris Jr.	CB	5-10	199	27	5	Kansas	Bixby, Okla.	CFA-'11	13	13	0	0
26	Darian Stewart	S	5-11	214	28	7	South Carolina	Huntsville, Ala.	UFA-'15	13	13	0	0
29	Bradley Roby	CB	5-11	194	24	3	Ohio State	Suwanee, Ga.	D1-'14	13	3	0	0
31	Justin Simmons	S	6-2	202	23	R	Boston College	Manassas, Va.	D3-'16	10	0	0	3
34	Will Parks	S	6-1	194	22	R	Arizona	Philadelphia	D6b-'16	13	0	0	0
36	Kayvon Webster	CB	5-11	198	25	4	South Florida	Opa-locka, Fla.	D3-'13	11	0	0	2
37	Lorenzo Doss	CB	5-11	187	22	2	Tulane	New Orleans	D5-'15	4	0	0	9
40	Juwan Thompson	RB	5-11	225	24	3	Duke	Fairburn, Ga.	CFA-'14	4	0	0	2
42	Casey Kreiter	LS	6-1	250	26	1	Iowa	DeWitt, Iowa	FA-'16	10	0	0	3
43	T.J. Ward	S	5-10	200	30	7	Oregon	Concord, Calif.	UFA-'14	13	13	0	0
45	Thomas Gafford	LS	6-2	250	33	9	Houston	Houston	FA-'16	3	0	0	0
48	Shaquil Barrett	OLB	6-2	250	24	3	Colorado State	Baltimore, Md.	CFA-'14	13	0	0	0
49	Quentin Gause	LB	6-0	243	24	R	Rutgers	Rochester, N.Y.	FA-'16	1	0	0	0
50	Zaire Anderson	ILB	5-11	220	24	1	Nebraska	Philadelphia	CFA-'15	13	0	0	0
51	Todd Davis	ILB	6-1	230	24	3	Sacramento State	Lancaster, Calif.	W-'14	13	13	0	0
52	Corey Nelson	ILB	6-1	226	24	3	Oklahoma	Dallas	D7-'14	13	2	0	0
53	James Ferentz	C	6-2	285	27	2	Iowa	Iowa City, Iowa	W-'15	5	0	8	0
54	Brandon Marshall	ILB	6-1	250	27	5	Nevada	Las Vegas	FA-'13	11	11	0	2
56	Shane Ray	OLB	6-3	245	23	2	Missouri	Shawnee Mission, Kan.	D1-'15	13	7	0	0
57	Dekoda Watson	OLB	6-2	240	28	7	Florida State	Aiken, S.C.	UFA-'16	13	0	0	0
58	Von Miller	OLB	6-3	250	27	6	Texas A&M	DeSoto, Texas	D1-'11	13	13	0	0
60	Connor McGovern	G	6-4	306	23	R	Missouri	Fargo, N.D.	D5-'16	0	0	0	13
61	Matt Paradis	C	6-3	300	27	2	Boise State	Council, Idaho	D6-'14	13	13	0	0
70	Billy Turner	G	6-5	310	25	3	North Dakota State	Shoreview, Minn.	W-'16	5	2	0	7
71	Donald Stephenson	T	6-6	312	28	5	Oklahoma	Kansas City, Mo.	UFA-'16	9	8	0	2
73	Russell Okung	T	6-5	310	28	7	Oklahoma State	Richmond, Texas	UFA-'16	13	13	0	0
74	Ty Sambrailo	OL	6-5	315	24	2	Colorado State	Watsonville, Calif.	D2-'15	9	4	1	3
76	Max Garcia	G	6-4	309	25	2	Florida	Norcross, Ga.	D4-'15	13	13	0	0
79	Michael Schofield	OL	6-6	301	26	3	Michigan	Orland Park, Ill.	D3-'14	13	13	0	0
82	Jeff Heuerman	TE	6-5	255	24	2	Ohio State	Naples, Fla.	D3-'15	9	0	1	3
83	A.J. Derby	TE	6-5	255	25	2	Arkansas	Iowa City, Iowa	T-'16	9	3	0	4
85	Virgil Green	TE	6-5	255	28	6	Nevada	Tulare, Calif.	D7a-'11	10	9	0	3
87	Jordan Taylor	WR	6-5	210	24	1	Rice	Denison, Texas	CFA-'15	13	0	0	0
88	Demaryius Thomas	WR	6-3	229	28	7	Georgia Tech	Montrose, Ga.	D1a-'10	13	13	0	0
92	Sylvester Williams	NT	6-2	313	28	4	North Carolina	Jefferson City, Mo.	D1-'13	13	13	0	0
93	Jared Crick	DE	6-4	285	27	5	Nebraska	Cozad, Neb.	UFA-'16	13	13	0	0
94	DeMarcus Ware	OLB	6-4	258	34	12	Troy	Auburn, Ala.	UFA-'14	8	6	0	5
95	Derek Wolfe	DE	6-5	285	26	5	Cincinnati	Lisbon, Ohio	D2a-'12	12	12	0	1
97	Billy Winn	DE	6-4	300	27	5	Boise State	Las Vegas	FA-'16	13	1	0	0
99	Adam Gotsis	DE	6-4	287	24	R	Georgia Tech	Melbourne, Australia	D2-'16	13	0	0	0
<b>INJURED RESERVE</b>													
15	Marlon Brown	WR	6-5	214	25	4	Georgia	Memphis, Tenn.	FA-'16	0	0	0	2
22	C.J. Anderson	RB	5-8	224	25	4	California	Vallejo, Calif.	CFA-'13	7	7	0	0
32	Andy Janovich	FB	6-1	238	23	R	Nebraska	Gretna, Neb.	D6a-'16	11	5	0	0
35	Kapri Bibbs	RB	5-11	203	23	2	Colorado State	Plainfield, Ill.	CFA-'14	12	0	0	0
67	Sam Brenner	C/G	6-2	310	26	4	Utah	Oceanside, Calif.	W-'15	0	0	0	0
96	Vance Walker	DE	6-2	305	29	8	Georgia Tech	Fort Mill, S.C.	FA-'15	0	0	0	0
<b>PRACTICE SQUAD</b>													
38	Terrell Watson	RB	6-1	240	23	1	Azusa Pacific	Los Angeles	FA-'16	0	0	0	0
39	Taurean Nixon	CB	5-10	187	25	2	Tulane	Baton Rouge, La.	D7b-'15	1	0	0	1
55	Dillon Day	C	6-4	299	25	1	Mississippi State	West Monroe, La.	CFA-'15	0	0	0	0
59	Vontarrius Dora	OLB	6-4	256	24	R	Louisiana Tech	West Point, Miss.	CFA-'16	0	0	0	0
64	Justin Murray	T	6-5	304	23	R	Cincinnati	Cincinnati, Ohio	CFA-'16	0	0	0	0
81	Steven Scheu	TE	6-5	255	24	R	Vanderbilt	Greenville, S.C.	FA-'16	0	0	0	0
84	Henry Krieger-Coble	TE	6-4	248	24	R	Iowa	Mount Pleasant, Iowa	CFA-'16	0	0	0	0
90	Kyle Peko	NT	6-1	305	23	R	Oregon State	La Habra, Calif.	CFA-'16	0	0	0	2
91	Travis Raciti	DL	6-4	305	24	1	San Jose State	Antioch, Calif.	FA-'16	0	0	0	0

## COACHING STAFF

**Gary Kubiak** - Head Coach; **Rick Dennison** - Offensive Coordinator; **Wade Phillips** - Defensive Coordinator; **Joe DeCamillis** - Special Teams Coordinator; **Clancy Barone** - Offensive Line; **Chris Beake** - Defensive Assistant/Defensive Line; **Samson Brown** - Assistant Secondary; **Tony Coaxum** - Assistant Special Teams; **James Cregg** - Assistant Offensive Line; **Mike Eubanks** - Assistant Strength and Conditioning; **Reggie Herring** - Linebackers; **Greg Knapp** - Quarterbacks/Passing Game Coordinator; **Bill Kollar** - Defensive Line; **Klint Kubiak** - Offensive Assistant/QBs; **Anthony Lomando** - Assistant Strength & Conditioning; **Dennis Love** - Assistant Strength & Conditioning; **Marc Lubick** - Assistant Wide Receivers; **Fred Pagac** - Outside Linebackers; **Brian Pariani** - Tight Ends; **Luke Richesson** - Strength & Conditioning; **Eric Studeville** - Running Backs; **Tyke Tolbert** - Wide Receivers; **Joe Woods** - Defensive Backs



# 2016 DENVER BRONCOS ALPHABETICAL ROSTER

Updated: Dec. 13, 2016

No.	Name	Pos.	Ht.	Wt.	Age	Exp.	College	Hometown	How Acq.	2016 PARTICIPATION			
										GP	GS	DNP	INA
50	Anderson, Zaire	ILB	5-11	220	24	1	Nebraska	Philadelphia	CFA-'15	13	0	0	0
48	Barrett, Shaquill	OLB	6-2	250	24	3	Colorado State	Baltimore, Md.	CFA-'14	13	0	0	0
23	Booker, Devontae	RB	5-11	219	24	R	Utah	Sacramento, Calif.	D4-'16	13	6	0	0
93	Crick, Jared	DE	6-4	285	27	5	Nebraska	Cozad, Neb.	UFA-'16	13	13	0	0
4	Davis, Austin	QB	6-2	221	27	5	Southern Mississippi	Meridian, Miss.	FA-'16	0	0	2	11
51	Davis, Todd	ILB	6-1	230	24	3	Sacramento State	Lancaster, Calif.	W-'14	13	13	0	0
83	Derby, A.J.	TE	6-5	255	25	2	Arkansas	Iowa City, Iowa	T-'16	9	3	0	4
9	Dixon, Riley	P	6-4	221	23	R	Syracuse	Blossvale, N.Y.	D7-'16	13	0	0	0
37	Doss, Lorenzo	CB	5-11	187	22	2	Tulane	New Orleans	D5-'15	4	0	0	9
53	Ferentz, James	C	6-2	285	27	2	Iowa	Iowa City, Iowa	W-'15	5	0	8	0
20	Forsett, Justin	RB	5-9	195	31	9	California	Arlington, Texas	W-'16	6	3	0	5
16	Fowler, Bennie	WR	6-1	212	25	2	Michigan State	Bloomfield, Mich.	CFA-'14	10	0	0	3
45	Gafford, Thomas	LS	6-2	250	33	9	Houston	Houston	FA-'16	3	0	0	0
76	Garcia, Max	G	6-4	309	25	2	Florida	Norcross, Ga.	D4-'15	13	13	0	0
49	Gause, Quinton	LB	6-0	243	24	R	Rutgers	Rochester, N.Y.	FA-'16	1	0	0	0
99	Gotsis, Adam	DE	6-4	287	24	R	Georgia Tech	Melbourne, Australia	D2-'16	13	0	0	0
85	Green, Virgil	TE	6-5	255	28	6	Nevada	Tulare, Calif.	D7a-'11	10	9	0	3
25	Harris Jr., Chris	CB	5-10	199	27	5	Kansas	Bixby, Okla.	CFA-'11	13	13	0	0
82	Heuerman, Jeff	TE	6-5	255	24	2	Ohio State	Naples, Fla.	D3-'15	9	0	1	3
42	Kreiter, Casey	LS	6-1	250	26	1	Iowa	DeWitt, Iowa	FA-'16	10	0	0	3
14	Latimer, Cody	WR	6-2	215	24	3	Indiana	Dayton, Ohio	D2-'14	9	1	0	4
12	Lynch, Paxton	QB	6-7	244	22	R	Memphis	San Antonio	D1-'16	3	2	10	0
54	Marshall, Brandon	ILB	6-1	250	27	5	Nevada	Las Vegas	FA-'13	11	11	0	2
60	McGovern, Connor	G	6-4	306	23	R	Missouri	Fargo, N.D.	D5-'16	0	0	0	13
8	McManus, Brandon	K	6-3	201	25	3	Temple	Lansdale, Pa.	T-'14	13	0	0	0
58	Miller, Von	OLB	6-3	250	27	6	Texas A&M	DeSoto, Texas	D1-'11	13	13	0	0
52	Nelson, Corey	ILB	6-1	226	24	3	Oklahoma	Dallas	D7-'14	13	2	0	0
11	Norwood, Jordan	WR	5-11	180	30	7	Penn State	State College, Pa.	FA-'14	12	5	0	1
73	Okung, Russell	T	6-5	310	28	7	Oklahoma State	Richmond, Texas	UFA-'16	13	13	0	0
61	Paradis, Matt	C	6-3	300	27	2	Boise State	Council, Idaho	D6-'14	13	13	0	0
34	Parks, Will	S	6-1	194	22	R	Arizona	Philadelphia	D6b-'16	13	0	0	0
56	Ray, Shane	OLB	6-3	245	23	2	Missouri	Shawnee Mission, Kan.	D1-'15	13	8	0	0
19	Raymond, Kalif	WR	5-9	160	22	R	College of the Holy Cross	Lawrenceville, Ga.	CFA-'16	2	0	0	0
29	Roby, Bradley	CB	5-11	194	24	3	Ohio State	Suwanee, Ga.	D1-'14	13	3	0	0
74	Sambrailo, Ty	OL	6-5	315	24	2	Colorado State	Watsonville, Calif.	D2-'15	9	4	1	3
10	Sanders, Emmanuel	WR	5-11	180	29	7	Southern Methodist	Bellville, Texas	UFA-'14	13	13	0	0
79	Schofield, Michael	OL	6-6	301	26	3	Michigan	Orland Park, Ill.	D3-'14	13	13	0	0
13	Siemian, Trevor	QB	6-3	220	24	2	Northwestern	Windermere, Fla.	D7a-'15	11	11	0	2
31	Simmons, Justin	S	6-2	202	23	R	Boston College	Manassas, Va.	D3-'16	10	0	0	3
71	Stephenson, Donald	T	6-6	312	28	5	Oklahoma	Kansas City, Mo.	UFA-'16	10	9	0	3
26	Stewart, Darian	S	5-11	214	28	7	South Carolina	Huntsville, Ala.	UFA-'15	13	13	0	0
21	Talib, Aqib	CB	6-1	205	30	9	Kansas	Richardson, Texas	UFA-'14	10	10	0	3
87	Taylor, Jordan	WR	6-5	210	24	1	Rice	Sherman, Texas	CFA-'15	13	0	0	0
88	Thomas, Demaryius	WR	6-3	229	28	7	Georgia Tech	Montrose, Ga.	D1a-'10	13	13	0	0
40	Thompson, Juwan	RB	5-11	225	24	3	Duke	Fairburn, Ga.	CFA-'14	4	0	0	2
70	Turner, Billy	G	6-5	310	25	3	North Dakota State	Shoreview, Minn.	W-'16	5	2	0	7
43	Ward, T.J.	S	5-10	200	30	7	Oregon	Concord, Calif.	UFA-'14	13	13	0	0
94	Ware, DeMarcus	OLB	6-4	258	34	12	Troy	Auburn, Ala.	UFA-'14	8	6	0	5
57	Watson, Dekoda	OLB	6-2	240	28	7	Florida State	Aiken, S.C.	UFA-'16	13	0	0	0
36	Webster, Kayvon	CB	5-11	198	25	4	South Florida	Opa-locka, Fla.	D3-'13	11	0	0	2
92	Williams, Sylvester	NT	6-2	313	28	4	North Carolina	Jefferson City, Mo.	D1-'13	13	13	0	0
97	Winn, Billy	DE	6-4	300	27	5	Boise State	Las Vegas	FA-'16	13	0	0	0
95	Wolfe, Derek	DE	6-5	285	26	5	Cincinnati	Lisbon, Ohio	D2a-'12	13	13	0	0
<b>INJURED RESERVE</b>													
22	Anderson, C.J.	RB	5-8	224	25	4	California	Vallejo, Calif.	CFA-'13	7	7	0	0
35	Bibbs, Kapri	RB	5-11	203	23	2	Colorado State	Plainfield, Ill.	CFA-'14	12	0	0	0
67	Brenner, Sam	C/G	6-2	310	26	4	Utah	Oceanside, Calif.	W-'15	0	0	0	0
15	Brown, Marlon	WR	6-5	214	25	4	Georgia	Memphis, Tenn.	FA-'16	0	0	0	2
32	Janovich, Andy	FB	6-1	238	23	R	Nebraska	Gretna, Neb.	D6a-'16	11	5	0	0
96	Walker, Vance	DE	6-2	305	29	8	Georgia Tech	Fort Mill, S.C.	FA-'15	0	0	0	0
<b>PRACTICE SQUAD</b>													
55	Day, Dillon	C	6-4	299	25	1	Mississippi State	West Monroe, La.	CFA-'15	0	0	0	0
59	Dora, Vontarrus	OLB	6-4	256	24	R	Louisiana Tech	West Point, Miss.	CFA-'16	0	0	0	0
84	Krieger-Coble, Henry	TE	6-4	248	24	R	Iowa	Mount Pleasant, Iowa	CFA-'16	0	0	0	0
64	Murray, Justin	T	6-5	304	23	R	Cincinnati	Cincinnati, Ohio	CFA-'16	0	0	0	0
39	Nixon, Taurean	CB	5-10	187	25	2	Tulane	Baton Rouge, La.	D7b-'15	1	0	0	1
90	Peko, Kyle	NT	6-1	305	23	R	Oregon State	La Habra, Calif.	CFA-'16	0	0	0	2
91	Raciti, Travis	DL	6-4	305	24	1	San Jose State	Antioch, Calif.	FA-'16	0	0	0	0
81	Scheu, Steven	TE	6-5	255	24	R	Vanderbilt	Greenville, S.C.	FA-'16	0	0	0	0
38	Watson, Terrell	RB	6-1	240	23	1	Azusa Pacific	Los Angeles	FA-'16	0	0	0	0

## COACHING STAFF

**Gary Kubiak** - Head Coach; **Rick Dennison** - Offensive Coordinator; **Wade Phillips** - Defensive Coordinator; **Joe DeCamillis** - Special Teams Coordinator; **Clancy Barone** - Offensive Line; **Chris Beake** - Defensive Assistant/Defensive Line; **Samson Brown** - Assistant Secondary; **Tony Coaxum** - Assistant Special Teams; **James Cregg** - Assistant Offensive Line; **Mike Eubanks** - Assistant Strength and Conditioning; **Reggie Herring** - Linebackers; **Greg Knapp** - Quarterbacks/Passing Game Coordinator; **Bill Kollar** - Defensive Line; **Klint Kubiak** - Offensive Assistant/QBs; **Anthony Lomando** - Assistant Strength & Conditioning; **Dennis Love** - Assistant Strength & Conditioning; **Marc Lubick** - Assistant Wide Receivers; **Fred Pagac** - Outside Linebackers; **Brian Pariani** - Tight Ends; **Luke Richesson** - Strength & Conditioning; **Eric Studeville** - Running Backs; **Tyke Tolbert** - Wide Receivers; **Joe Woods** - Defensive Backs



# 2016 DENVER BRONCOS POSITION-BY-POSITION ROSTER

Updated: Dec. 13, 2016

OFFENSE						
QUARTERBACKS (3)						
No.	Name	Pos.	Ht.	Wt.	Age	Exp. College
4	Davis, Austin	QB	6-2	221	27	5 Southern Mississippi
12	Lynch, Paxton	QB	6-7	245	22	R Memphis
13	Siemian, Trevor	QB	6-3	220	24	2 Northwestern
RUNNING BACKS (3)						
No.	Name	Pos.	Ht.	Wt.	Age	Exp. College
20	Forsett, Justin	RB	5-8	195	31	9 California
23	Booker, Devontae	RB	5-11	212	24	R Utah
40	Thompson, Juwan	RB	5-11	225	24	3 Duke
WIDE RECEIVERS (7)						
No.	Name	Pos.	Ht.	Wt.	Age	Exp. College
16	Fowler, Bennie	WR	6-1	212	25	2 Michigan State
14	Latimer, Cody	WR	6-2	215	24	3 Indiana
11	Norwood, Jordan	WR	5-11	180	30	7 Penn State
19	Raymond, Kalif	WR	5-9	160	22	R College of the Holy Cross
10	Sanders, Emmanuel	WR	5-11	180	29	7 Southern Methodist
87	Taylor, Jordan	WR	6-5	210	24	1 Rice
88	Thomas, Demaryius	WR	6-3	229	28	7 Georgia Tech
TIGHT ENDS (3)						
No.	Name	Pos.	Ht.	Wt.	Age	Exp. College
83	A.J. Derby	TE	6-5	255	25	2 Arkansas
85	Green, Virgil	TE	6-5	255	28	6 Nevada
82	Heuerman, Jeff	TE	6-5	255	24	2 Ohio State
OFFENSIVE LINEMEN (9)						
No.	Name	Pos.	Ht.	Wt.	Age	Exp. College
53	Ferentz, James	C	6-2	285	27	2 Iowa
76	Garcia, Max	G	6-4	309	24	2 Florida
60	McGovern, Connor	G	6-4	306	23	R Missouri
73	Okung, Russell	T	6-5	310	28	7 Oklahoma State
61	Paradis, Matt	C	6-3	300	27	2 Boise State
74	Sambrailo, Ty	OL	6-5	315	24	2 Colorado State
79	Schofield, Michael	OL	6-6	301	26	3 Michigan
71	Stephenson, Donald	T	6-6	312	28	5 Oklahoma
70	Turner, Billy	G	6-5	310	25	3 North Dakota State

DEFENSE						
DEFENSIVE LINE (5)						
No.	Name	Pos.	Ht.	Wt.	Age	Exp. College
93	Crick, Jared	DE	6-4	285	27	5 Nebraska
99	Gotsis, Adam	DE	6-5	282	24	R Georgia Tech
92	Williams, Sylvester	NT	6-2	313	28	4 North Carolina
97	Winn, Billy	DE	6-4	300	27	5 Boise State
95	Wolfe, Derek	DE	6-5	285	26	5 Cincinnati
LINEBACKERS (10)						
No.	Name	Pos.	Ht.	Wt.	Age	Exp. College
50	Anderson, Zaire	ILB	5-11	220	24	1 Nebraska
48	Barrett, Shaquil	OLB	6-2	250	24	3 Colorado State
51	Davis, Todd	ILB	6-1	230	24	3 Sacramento State
49	Gause, Quinton	LB	6-0	243	24	R Rutgers
54	Marshall, Brandon	ILB	6-1	250	27	5 Nevada
58	Miller, Von	OLB	6-4	250	27	6 Texas A&M
52	Nelson, Corey	ILB	6-5	226	24	3 Oklahoma
56	Ray, Shane	OLB	6-3	245	23	2 Missouri
94	Ware, DeMarcus	OLB	6-4	258	34	12 Troy
57	Watson, Dekoda	OLB	6-2	240	28	7 Florida State
DEFENSIVE BACKS (9)						
No.	Name	Pos.	Ht.	Wt.	Age	Exp. College
37	Doss, Lorenzo	CB	5-11	187	22	2 Tulane
25	Harris Jr., Chris	CB	5-10	199	27	5 Kansas
34	Parks, Will	S	6-1	194	22	R Arizona
29	Roby, Bradley	CB	5-11	194	24	3 Ohio State
31	Simmons, Justin	S	6-3	187	23	R Boston College
26	Stewart, Darian	S	5-11	214	28	7 South Carolina
21	Talib, Aqib	CB	6-1	205	30	9 Kansas
43	Ward, T.J.	S	5-10	200	30	7 Oregon
36	Webster, Kayvon	CB	5-11	198	25	4 South Florida
SPECIALISTS (4)						
No.	Name	Pos.	Ht.	Wt.	Age	Exp. College
9	Dixon, Riley	P	6-5	207	23	R Syracuse
45	Gafford, Thomas	LS	6-2	250	33	9 Houston
42	Kreiter, Casey	LS	6-1	250	26	1 Iowa
8	McManus, Brandon	K	6-3	201	25	3 Temple

## POSITION-BY-POSITION BREAKDOWN

Position	No.	Position	No.
Quarterbacks	3	Defensive Linemen	5
Running Backs	3	Defensive Ends	4
Wide Receivers	7	Nose Tackles	1
Tight Ends/Fullbacks	3	Linebackers	10
Offensive Linemen	9	Inside Linebackers	5
Centers	2	Outside Linebackers	5
Guards	3	Defensive Backs	9
Tackles	2	Cornerbacks	5
		Safeties	4



# 2016 DENVER BRONCOS DEPTH CHART

Updated: Dec. 13, 2016

## OFFENSE

WR	88 Demaryius Thomas	16 Bennie Fowler	87 Jordan Taylor
LT	73 Russell Okung	74 Ty Sambrailo	
LG	76 Max Garcia	<u>60 Connor McGovern</u>	
C	61 Matt Paradis	53 James Ferentz	
RG	79 Michael Schofield	70 Billy Turner	
RT	71 Donald Stephenson	74 Ty Sambrailo	
TE	85 Virgil Green	83 A.J. Derby	82 Jeff Heurman
WR	10 Emmanuel Sanders	14 Cody Latimer	11 Jordan Norwood
			<u>19 Kalif Raymond</u>
RB	<u>23 Devontae Booker</u>	40 Juwan Thompson	20 Justin Forsett
QB	13 Trevor Siemian	<u>12 Paxton Lynch</u>	4 Austin Davis
FB	40 Juwan Thompson		

## DEFENSE

DE	95 Derek Wolfe	97 Billy Winn	
NT	92 Sylvester Williams		
DE	93 Jared Crick	<u>99 Adam Gotsis</u>	
SLB	58 Von Miller	48 Shaquil Barrett	57 Dekoda Watson
WLB	94 DeMarcus Ware	56 Shane Ray	
ILB	54 Brandon Marshall	52 Corey Nelson	<u>49 Quentin Gause</u>
ILB	51 Todd Davis	50 Zaire Anderson	
LCB	21 Aqib Talib	36 Kayvon Webster	
RCB	25 Chris Harris Jr.	29 Bradley Roby	37 Lorenzo Doss
SS	43 T.J. Ward	<u>34 Will Parks</u>	
FS	26 Darian Stewart	<u>31 Justin Simmons</u>	

## SPECIAL TEAMS

PK	8 Brandon McManus	
KO	8 Brandon McManus	
P	<u>9 Riley Dixon</u>	
H	<u>9 Riley Dixon</u>	
LS	42 Casey Kreiter	45 Thomas Gafford
KR	<u>19 Kalif Raymond</u>	14 Cody Latimer
PR	<u>19 Kalif Raymond</u>	11 Jordan Norwood

Rookies Underlined

## PRONUNCIATION GUIDE

**Zaire** Anderson (zye-AIR)

**Kapri** Bibbs (kuh-PREE)

James **Ferentz** (FAIR-ins)

Quentin **Gause** (GAUZE)

Jeff **Heurman** (higherman)

Russell **Okung** (oh-KOONG)

Matt **Paradis** (PARE-uh-diss)

**Kalif** Raymond (kuh-LEAF)

Ty **Sambrailo** (sam-BRYE-lo)

Michael **Schofield** (SKO-field)

Trevor **Siemian** (sim-EE-in)

**Aqib** Talib (UH-keeb TUH-leeB)

**Demaryius** Thomas (duh-MARE-ee-us)



# 2016 DENVER BRONCOS ROSTER BY EXPERIENCE

Updated: Dec. 13, 2016

No.	Name	Pos.	Ht.	Wt.	Age	Exp.	College	Hometown	How Acq.
<b>12 (1)</b>									
94	DeMarcus Ware	OLB	6-4	258	34	12	Troy	Auburn, Ala.	UFA-'14
<b>9 (3)</b>									
21	Aqib Talib	CB	6-1	205	30	9	Kansas	Richardson, Texas	UFA-'14
20	Justin Forsett	RB	5-8	195	31	9	California	Arlington, Texas	W-'16
45	Thomas Gafford	LS	6-2	250	33	9	Houston	Houston	FA-'16
<b>7 (7)</b>									
10	Emmanuel Sanders	WR	5-11	180	29	7	Southern Methodist	Bellville, Texas	UFA-'14
11	Jordan Norwood	WR	5-11	180	30	7	Penn State	State College, Pa.	FA-'14
26	Darian Stewart	S	5-11	214	28	7	South Carolina	Huntsville, Ala.	UFA-'15
43	T.J. Ward	S	5-10	200	30	7	Oregon	Concord, Calif.	UFA-'14
57	Dekoda Watson	OLB	6-2	240	28	7	Florida State	Aiken, S.C.	UFA-'16
73	Russell Okung	T	6-5	310	28	7	Oklahoma State	Richmond, Texas	UFA-'16
88	Demaryius Thomas	WR	6-3	229	28	7	Georgia Tech	Montrose, Ga.	D1a-'10
<b>6 (2)</b>									
58	Von Miller	OLB	6-3	250	27	6	Texas A&M	DeSoto, Texas	D1-'11
85	Virgil Green	TE	6-5	255	28	6	Nevada	Tulare, Calif.	D7a-'11
<b>5 (7)</b>									
4	Austin Davis	QB	6-2	221	27	5	Southern Mississippi	Meridian, Miss.	FA-'16
25	Chris Harris Jr.	CB	5-10	199	27	5	Kansas	Bixby, Okla.	CFA-'11
54	Brandon Marshall	ILB	6-1	250	27	5	Nevada	Las Vegas	FA-'13
71	Donald Stephenson	T	6-6	312	28	5	Oklahoma	Kansas City, Mo.	UFA-'16
93	Jared Crick	DE	6-4	285	27	5	Nebraska	Cozad, Neb.	UFA-'16
95	Derek Wolfe	DE	6-5	285	26	5	Cincinnati	Lisbon, Ohio	D2a-'12
97	Billy Winn	DE	6-4	300	27	5	Boise State	Las Vegas	FA-'16
<b>4 (2)</b>									
36	Kayvon Webster	CB	5-11	198	25	4	South Florida	Opa-locka, Fla.	D3-'13
92	Sylvester Williams	NT	6-2	313	28	4	North Carolina	Jefferson City, Mo.	D1-'13
<b>3 (9)</b>									
8	Brandon McManus	K	6-3	201	25	3	Temple	Lansdale, Pa.	FA-'14
14	Cody Latimer	WR	6-2	215	24	3	Indiana	Dayton, Ohio	D2-'14
29	Bradley Roby	CB	5-11	194	24	3	Ohio State	Suwanee, Ga.	D1-'14
40	Juwan Thompson	RB	5-11	225	24	3	Duke	Fairburn, Ga.	CFA-'14
48	Shaquil Barrett	OLB	6-2	250	24	3	Colorado State	Baltimore, Md.	CFA-'14
51	Todd Davis	ILB	6-1	230	24	3	Sacramento State	Lancaster, Calif.	W-'14
52	Corey Nelson	ILB	6-1	226	24	3	Oklahoma	Dallas	D7-'14
70	Billy Turner	G	6-5	310	25	3	North Dakota State	Shoreview, Minn.	W-'16
79	Michael Schofield	OL	6-6	301	26	3	Michigan	Orland Park, Ill.	D3-'14
<b>2 (10)</b>									
13	Trevor Siemian	QB	6-3	220	24	2	Northwestern	Windermere, Fla.	D7a-'15
16	Bennie Fowler	WR	6-1	212	25	2	Michigan State	Bloomfield, Mich.	CFA-'14
37	Lorenzo Doss	CB	5-11	187	22	2	Tulane	New Orleans	D5-'15
53	James Ferentz	C	6-2	285	27	2	Iowa	Iowa City, Iowa	W-'15
56	Shane Ray	OLB	6-3	245	23	2	Missouri	Shawnee Mission, Kan.	D1-'15
61	Matt Paradis	C	6-3	300	27	2	Boise State	Council, Idaho	D6-'14
76	Max Garcia	G	6-4	309	25	2	Florida	Norcross, Ga.	D4-'15
74	Ty Sambrailo	OL	6-5	315	24	2	Colorado State	Watsonville, Calif.	D2-'15
82	Jeff Heuerman	TE	6-5	255	24	2	Ohio State	Naples, Fla.	D3-'15
83	A.J. Derby	TE	6-5	255	25	2	Arkansas	Iowa City, Iowa	T-'16
<b>1 (3)</b>									
42	Casey Kreiter	LS	6-1	250	26	1	Iowa	DeWitt, Iowa	FA-'16
50	Zaire Anderson	ILB	5-11	220	24	1	Nebraska	Philadelphia	CFA-'15
87	Jordan Taylor	WR	6-5	210	24	1	Rice	Sherman, Texas	CFA-'15
<b>R (9)</b>									
9	Riley Dixon	P	6-4	22	23	R	Syracuse	Blossvale, N.Y.	D7-'16
12	Paxton Lynch	QB	6-7	244	22	R	Memphis	San Antonio	D1-'16
19	Kalif Raymond	WR	5-9	160	22	R	College of the Holy Cross	Lawrenceville, Ga.	CFA-'16
23	Devontae Booker	RB	5-11	219	24	R	Utah	Sacramento, Calif.	D4-'16
31	Justin Simmons	S	6-2	202	23	R	Boston College	Manassas, Va.	D3-'16
34	Will Parks	S	6-1	194	22	R	Arizona	Philadelphia	D6b-'16
49	Quentin Gause	LB	6-0	243	116	R	Rutgers	Rochester, N.Y.	FA-'16
60	Connor McGovern	G	6-4	306	23	R	Missouri	Fargo, N.D.	D5-'16
99	Adam Gotsis	DE	6-4	287	24	R	Georgia Tech	Melbourne, Australia	D2-'16

**Gary Kubiak** - Head Coach; **Rick Dennison** - Offensive Coordinator; **Wade Phillips** - Defensive Coordinator; **Joe DeCamillis** - Special Teams Coordinator; **Clancy Barone** - Offensive Line; **Chris Beake** - Defensive Assistant; **Samson Brown** - Assistant Secondary; **Tony Coaxum** - Assistant Special Teams; **James Cregg** - Assistant Offensive Line; **Mike Eubanks** - Assistant Strength; **Reggie Herring** - Linebackers; **Greg Knapp** - Quarterbacks/Passing Game Coordinator; **Bill Kollar** - Defensive Line; **Klint Kubiak** - Offensive Assistant/QBs; **Anthony Lomando** - Assistant Strength & Conditioning; **Dennis Love** - Assistant Strength & Conditioning; **Marc Lubick** - Assistant Wide Receivers; **Fred Pagac** - Outside Linebackers; **Brian Pariani** - Tight Ends; **Luke Richesson** - Strength & Conditioning; **Eric Stutesville** - Running Backs; **Tyke Tolbert** - Wide Receivers; **Joe Woods** - Defensive Backs



# HOW THE 2016 BRONCOS WERE BUILT

Updated: Dec. 13, 2016

YEAR	DRAFT/CFA	FREE AGENT	TRADE/WAIVERS
2010	WR Demaryius Thomas (Rd. 1a)		
2011	TE Virgil Green (Rd. 7a) CB Chris Harris Jr. (CFA) OLB Von Miller (Rd. 1)		
2012	DE Derek Wolfe (Rd. 2a)	ILB Brandon Marshall	
2013	RB C.J. Anderson (CFA) CB Kayvon Webster (Rd. 3) NT Sylvester Williams (Rd. 1)		
2014	OLB Shaquil Barrett (CFA) <i>RB Kapri Bibbs (CFA)</i> WR Bennie Fowler (CFA) WR Cody Latimer (Rd. 2) ILB Corey Nelson (Rd. 7) C Matt Paradis (Rd. 6) CB Bradley Roby (Rd. 1) OL Michael Schofield (Rd. 3) RB Juwan Thompson (CFA)	WR Jordan Norwood WR Emmanuel Sanders (UFA-Pit.) CB Aqib Talib (UFA-N.E.) S T.J. Ward (UFA-Cle.) OLB DeMarcus Ware	LB Todd Davis (W-N.O.) K Brandon McManus (T-NYG)
2015	ILB Zaire Anderson (CFA) CB Lorenzo Doss (Rd. 5) G/C Max Garcia (Rd. 4) TE Jeff Heuerman (Rd. 3) OLB Shane Ray (Rd. 1) OL Ty Sambrailo (Rd. 2) QB Trevor Siemian (Rd. 7a) WR Jordan Taylor (CFA)	S Darian Stewart (UFA-Bal.) <i>DE Vance Walker</i>	<i>G/C Sam Brenner (W-Mia.)</i> C James Ferentz (W-Hou.)
2016	RB Devonte Booker (Rd. 4) P Riley Dixon (Rd. 7) DE Adam Gotsis (Rd. 2) <i>FB Andy Janovich (Rd. 6a)</i> QB Paxton Lynch (Rd. 1) G Connor McGovern (Rd. 5) S Will Parks (Rd. 6b) Kalif Raymond (CFA) S Justin Simmons (Rd. 3)	<i>WR Marlon Brown</i> DE Jared Crick (UFA- Hou.) QB Austin Davis ILB Quetin Gause LS Thomas Gafford LS Casey Kreiter T Russell Okung (UFA- Sea.) T Donald Stephenson (UFA- K.C.) LB Dekoda Watson (UFA- N.E.) DE Billy Winn	TE A.J. Derby (T-N.E.) RB Justin Forsett (W- Det.) G Billy Turner (W-Bal.)

*Italics denote players not on team's active roster*



**DENVER BRONCOS 2015-16 TRANSACTIONS — by date/by player**  
(Updated Dec. 13, 2016)

**BY DATE**

8/2/15	Signed T Charles Sweeton	Signed C Dillon Day to practice squad	Signed T Kyle Roberts to future contract
8/3/15	Signed WR Corbin Louks	Signed DE Chuka Ndulue to practice squad	Signed WR Jordan Taylor to future contract
	Waived/Injured T Connor Rains	Signed OLB Danny Mason to practice squad	Signed DE George Uko to future contract
8/4/15	Placed T Connor Rains on injured reserve	Signed CB Taurean Nixon to practice squad	Waived WR Jace Davis
8/6/15	Signed Sione Fua	Signed WR Jordan Taylor to practice squad	2/22/16 Signed TE Richard Gordon
	Waived P Karl Schmitz	9/7/15 Signed RB Kapri Bibbs to practice squad	Signed NT Phil Taylor
	Waived T Connor Rains from injured reserve	Signed TE Arthur Lynch to practice squad	3/8/16 Released TE Owen Daniels
8/10/15	Claimed T Matt Hall off waivers (Ind.)	Signed T Kyle Roberts to practice squad	Released SNP Aaron Brewer
	Waived WR David Porter	Signed DE George Uko to practice squad	Released G Louis Vasquez
8/13/15	Waived T Matt Hall	9/15/15 Waived CB Curtis Marsh	3/9/16 Signed T Donald Stephenson
8/14/15	Claimed P Spencer Lanning off waivers (T.B.)	9/22/15 Waived DE Chuka Ndulue	3/11/16 Acquired QB Mark Sanchez via trade (New York Jets)
8/20/15	Claimed TE Jake Murphy off waivers (Cin.)	9/23/15 Signed DE Deandre Coleman to practice squad	3/17/16 Signed T Russell Okung
	Placed NT Marvin Austin Jr. on injured reserve	9/29/15 Waived OLB Danny Mason	4/6/16 Signed DE Jared Crick
8/20/15	Claimed TE Jake Murphy off waivers (Cin.)	10/1/15 Signed T Antonio Johnson to practice squad	4/7/16 Signed LS Casey Kreiter
8/26/15	Signed G Evan Mathis	10/10/15 Waived S Josh Bush	4/10/16 Traded T Ryan Clady to NYJ for 2016 draft choice
	Released K Connor Barth	Signed T Tyler Polumbus	4/13/16 Waived DE George Uko
8/26/15	Signed TE Dan Light	10/10/15 Released TE/FB James Casey	4/14/16 Waived TE Nick Kasa
	Waived WR Solomon Patton	10/14/15 Signed TE Richard Gordon	4/18/16 Signed S Brandian Ross
8/31/15	Traded T Chris Clark to Houston for 2016 draft choice	Waived TE Mitchell Henry	4/25/16 Signed TE Garrett Graham
	Placed TE Jeff Heurman on injured reserve	10/17/15 Signed RB Kapri Bibbs to active roster	5/2/16 Waived P Will Johnson
	Released ILB Reggie Walker	Released TE Richard Gordon	Waived S Ryan Murphy
	Waived CB Teyrin Brandon	10/19/15 Signed TE Richard Gordon	5/4/16 Released TE Richard Gordon
	Waived G Andre Davis	Released RB Kapri Bibbs	5/6/16 Signed WR Bralon Addison (CFA)
	Waived TE/FB Joe Don Duncan	10/21/15 Signed RB Kapri Bibbs to practice squad	Signed OLB Vontarius Dora (CFA)
	Waived QB Zac Dysert	10/27/15 Released Marvin Austin Jr. from injured reserve	Signed WR Mose Frazier (CFA)
	Waived P Spencer Lanning	11/2/15 Acquired TE Vernon Davis via trade from S.F.	Signed S Antonio Glover (CFA)
	Waived S Ross Madison	11/3/15 Placed T Ty Sambrailo on injured reserve	Signed T Lars Hanson (CFA)
	Waived TE Jake Murphy	Signed S Ryan Murphy to practice squad	Signed NT Calvin Heurtelou (CFA)
	Waived RB Jeremy Stewart	Waived DE Deandre Coleman	Signed DE Shaneil Jenkins (CFA)
	Waived OLB Chase Vaughn	11/10/15 Designated CB Aqib Talib as reserved/suspended	Signed ILB Kyle Kragen (CFA)
9/1/15	Waived TE Dan Light	11/18/15 Released G Shelley Smith	Signed TE Henry Krieger-Coble (CFA)
	Waived OLB Danny Mason	Claimed G/C Sam Brenner off waivers (Mia.)	Signed NT David Moala (CFA)
	Waived WR Nathan Palmer	11/25/15 Signed QB Christian Ponder	Signed T Justin Murray (CFA)
9/5/15	Designated S T.J. Ward as reserved/suspended	Placed DE Kenny Anunike on injured reserve	Signed WR Durrone Neal (CFA)
	Designated DE Derek Wolfe as reserved/suspended	12/1/15 Signed S Josh Bush	Signed G Aaron Neary (CFA)
	Released CB Tony Carter	Released TE Richard Gordon	Signed OLB Dwayne Norman (CFA)
	Released NT Sione Fua	Released TE Aaron Lynch	Signed TE Anthony Norris (CFA)
	Waived ILB Zaire Anderson	12/2/15 Signed TE Dan Light to practice squad	Signed NT Kyle Peko (CFA)
	Waived ILB Lamin Barrow	12/8/15 Signed T Cameron Jefferson to practice squad	Signed WR Kalif Raymond (CFA)
	Waived RB Kapri Bibbs	Released QB Christian Ponder	Signed ILB Frank Shannon (CFA)
	Waived WR Isaiah Burse	Waived T Antonio Johnson	Signed OLB Sadat Sulleyman (CFA)
	Waived C Dillon Day	12/9/15 Signed S Shiloh Keo	Signed LS Nathan Theus (CFA)
	Waived S Josh Furman	12/22/15 Signed S Shaun Prater	Signed CB John Tidwell (CFA)
	Waived G Ben Garland	Placed S David Burton Jr. on injured reserve	Signed OLB Eddie Yarbrough (CFA)
	Waived TE Marcel Jensen	12/29/15 Released S Shaun Prater	5/10/16 Waived TE Anthony Norris
	Waived ILB Steven Johnson	12/30/15 Signed G Robert Myers Jr.	5/11/16 Signed P Riley Dixon (draft choice)
	Waived TE Dominique Jones	1/4/16 Signed WR Jace Davis to future contract	5/12/16 Signed FB Andy Janovich (draft choice)
	Waived WR Corbin Louks	Signed RB Cyrus Gray to future contract	Signed S Will Parks (draft choice)
	Waived DE Chuka Ndulue	Signed DB B.J. Lowery to future contract	5/13/16 Signed S Justin Simmons (draft choice)
	Waived CB Taurean Nixon	Signed WR DeVier Posey to future contract	Signed RB Devontae Booker (draft choice)
	Waived OLB Gerald Rivers	1/12/16 Signed TE Manasseh Garner to future contract	5/16/16 Signed LB Dekoda Watson
	Waived T Kyle Roberts	Signed P Will Johnson to future contract	Signed G Connor McGovern (draft choice)
	Waived T Charles Sweeton	Signed T Darrion Weems to future contract	5/25/16 Signed DE Adam Gotsis (draft choice)
	Waived WR Jordan Taylor	1/19/16 Placed S Omar Bolden on injured reserve	6/11/16 Signed QB Paxton Lynch (draft choice)
	Waived DE Josh Watson	Signed CB Taurean Nixon to active roster	7/26/16 Signed LB Darnell Sankey
9/6/15	Claimed C James Ferentz off waivers (Hou.)	1/25/16 Waived TE Dan Light	Waived LS Nathan Theus
	Claimed TE Mitchell Henry off waivers (G.B.)	Signed TE Nick Kasa to practice squad	7/27/16 Signed WR Marlon Brown
	Waived RB Montee Ball	2/10/16 Signed ILB Zaire Anderson to future contract	Waived RB Cyrus Gray
	Waived C Gino Gradkowski	Signed RB Kapri Bibbs to future contract	7/28/16 Signed TE John Phillips
	Signed ILB Zaire Anderson to practice squad	Signed C Dillon Day to future contract	Waived TE Manasseh Garner
		Signed T Cameron Jefferson to future contract	
		Signed TE Nick Kasa to future contract	
		Signed S Ryan Murphy to future contract	



7/31/16 Signed DE Billy Winn  
Placed NT Phil Taylor on injured reserve

8/2/16 Signed DE Lars Koht  
Waived DE Shaneil Jenkins

8/4/16 Signed OL Sam Carlson  
Waived WR Marlon Brown

8/5/16 Signed OL Mathu Gibson  
Waived/Injured G Sam Brenner

8/6/16 Placed G Sam Brenner on injured reserve

8/8/16 Signed S Ryan Murphy  
Waived DE Kenny Anunike

8/10/16 Released NT Phil Taylor

8/19/16 Signed TE Manasseh Garner  
Placed DE Vance Walker on injured reserve

8/22/16 Signed DL Henry Melton  
Waived OL Sam Carlson

8/29/16 Released S Brandian Ross  
Waived TE Manasseh Garner  
Waived G Mathu Gibson  
Waived S Antonio Glover  
Waived DE Calvin Heurtelou  
Waived T Cameron Jefferson  
Waived NT David Moala  
Waived WR Durren Neal  
Waived WR DeVier Posey  
Waived ILB Darnell Sankey  
Waived ILB Frank Shannon

8/30/16 Placed TE Garrett Graham on injured reserve  
Released P Britton Colquitt  
Waived WR Bralon Addison  
Waived T Kyle Roberts

9/3/16 Signed QB Austin Davis  
Designated S Shiloh Keo as reserved/suspended  
Released DL Henry Melton  
Released RB Ronnie Hillman  
Released QB Mark Sanchez  
Waived C Dillon Day  
Waived OLB Vontarrus Dora  
Waived WR Mose Frazier  
Waived T Lars Hanson  
Waived DE Lars Koht  
Waived OLB Kyle Kragen  
Waived TE Henry Krieger-Coble  
Waived CB B.J. Lowery  
Waived S Ryan Murphy  
Waived T Justin Murray  
Waived G Robert Myers Jr.  
Waived G Aaron Neary  
Waived CB Taurean Nixon  
Waived ILB Dwayne Norman  
Waived WR Kalif Raymond  
Waived OLB Sadat Sulleyman  
Waived RB Juwan Thompson  
Waived CB John Tidwell  
Waived OLB Eddie Yarbrough

9/4/16 Signed C Dillon Day to practice squad  
Signed OLB Vontarrus Dora to practice squad  
Signed WR Mose Frazier to practice squad  
Signed TE Henry Krieger-Coble to practice squad  
Signed S Ryan Murphy to practice squad  
Signed T Justin Murray to practice squad  
Signed CB Taurean Nixon to practice squad  
Signed RB Juwan Thompson to practice squad

9/6/16 Signed ILB Kyle Kragen to practice squad

9/7/16 Signed WR Kalif Raymond to practice squad

9/13/16 Signed LB Reshard Cliett to practice squad  
Waived ILB Kyle Kragen  
Waived TE Garrett Graham from injured reserve

9/17/16 Released S Shiloh Keo from Reserve/Suspended

9/20/16 Waived NT Kyle Peko

9/21/16 Signed S Shiloh Keo

9/22/16 Signed NT Kyle Peko to practice squad  
Waived S Ryan Murphy

10/17/16 Claimed G Billy Turner off waivers (Baltimore)  
Waived OL Darrion Weems

10/18/16 Signed LB Quentin Gause to practice squad  
Signed TE Steven Scheu to practice squad  
Waived LB Reshard Cliett  
Waived WR Mose Frazier

10/25/16 Acquired TE A.J. Derby via trade from N.E.  
Released S Shiloh Keo

10/29/16 Signed RB Juwan Thompson off practice squad  
Placed RB C.J. Anderson on injure reserve

11/2/16 Signed RB Terrell Watson to practice squad

11/5/16 Signed Taurean Nixon off practice squad  
Released TE John Phillips

11/9/16 Signed S Ryan Murphy to practice squad

11/21/16 Signed WR Marlon Brown  
Waived CB Taurean Nixon

11/22/16 Waived S Ryan Murphy

11/23/16 Signed CB Taurean Nixon to practice squad

11/25/16 Signed LS Thomas Gafford  
Waived NT Darius Kilgo

12/2/16 Signed WR Kalif Raymond to active roster  
Placed FB Andy Janovich on injured reserve

12/5/16 Claimed RB Justin Forsett off waivers  
Placed RB Kapri Bibbs on injured reserve

12/8/16 Signed DL Travis Raciti to practice squad

12/10/16 Signed LB Quentin Gause to active roster  
Placed WR Marlon Brown on injured reserve

#### BY PLAYER

##### ADDISON, Bralon — WR

5/6/16 Signed  
8/30/16 Waived

##### ANDERSON, C.J. — RB

10/29/16 Placed on injured reserve

##### ANDERSON, Zaire — ILB

5/5/15 Signed  
9/5/15 Waived  
9/6/15 Signed to practice squad  
2/10/15 Signed to future contract

##### ANUNIKE, Kenny — DE

8/30/14 Placed on injured reserve  
11/25/15 Placed on injured reserve  
8/8/16 Waived

##### AUSTIN, Marvin — NT

8/30/14 Placed on injured reserve  
10/27/15 Released from injured reserve

##### BALL, Montee — RB

12/13/14 Placed on injured reserve  
9/6/15 Waived

##### BARRETT, Shaquil — OLB

8/30/14 Waived  
9/1/14 Signed to practice squad  
10/15/14 Signed to active roster  
10/20/14 Waived  
10/22/14 Signed to practice squad  
1/10/15 Signed to active roster

##### BARROW, Lamin — ILB

9/5/15 Waived

##### BARTH, Connor — K

11/25/14 Signed  
8/26/15 Released

##### BIBBS, Kapri — RB

8/30/14 Waived  
9/1/14 Signed to practice squad  
10/20/14 Signed active roster  
11/22/14 Waived  
11/26/14 Signed to practice squad  
1/12/15 Signed to future contract  
9/5/15 Waived  
9/7/15 Signed to practice squad  
10/17/15 Signed to active roster  
10/19/15 Waived  
10/21/15 Signed to practice squad  
2/10/16 Signed to future contract  
12/5/16 Placed on injured reserve

##### BOLDEN, Omar — S

1/19/16 Placed on injured reserve

##### BOOKER, Devontae — RB

5/13/16 Signed (draft choice)

##### BRANDON, Teverin — CB

1/21/15 Signed to future contract (CFA)  
8/31/15 Waived

##### BRENNER, Sam — G/C

11/18/15 Claimed off waivers (Mia.)  
8/5/16 Waived/Injured  
8/6/16 Placed on injured reserve

##### BREWER, Aaron — SNP

3/8/16 Released

##### BROWN, Marlon — WR

7/27/16 Signed  
8/4/16 Waived  
11/21/16 Singed  
12/10/16 Placed on injured reserve

##### BRUTON JR., David — S

12/22/15 Placed on injured reserve

##### BURSE, Isaiah — WR

12/6/14 Waived  
12/8/14 Signed to practice squad  
1/12/15 Signed to future contract  
9/5/15 Waived

##### BUSH, Josh — S

11/18/14 Signed to practice squad  
12/17/14 Signed to active roster  
10/1/15 Waived  
12/1/15 Signed

##### CARLSON, Sam — OL

8/4/16 Signed  
8/22/16 Waived

##### CARTER, Tony — CB

9/5/15 Released

##### CASEY, James — TE/FB

4/13/15 Signed  
10/10/15 Released

##### CLADY, Ryan — T

5/29/15 Placed on injured reserve  
4/10/16 Traded to N.Y. Jets

##### CLARK, Chris — T

8/31/15 Traded to Houston

##### CLIETT, Reshard — LB

9/13/16 Signed to practice squad  
10/18/16 Waived

##### COLEMAN, Deandre — DE

9/23/15 Signed to practice squad  
11/3/15 Waived



**COLQUITT, Britton — P**  
8/30/16 Released

**CRICK, Jared — DE**  
4/6/16 Signed

**DANIELS, Owen — TE**  
3/11/15 Signed  
3/8/16 Released

**DAVIS, Andre — G**  
5/12/15 Signed  
8/31/15 Waived

**DAVIS, Austin — QB**  
9/3/16 Signed

**DAVIS, Jace — WR**  
1/4/16 Signed to future contract  
2/10/16 Waived

**DAVIS, Vernon — TE**  
11/2/15 Acquired via trade from S.F.

**DAY, Dillon — C**  
5/5/15 Signed  
9/5/15 Waived  
9/6/15 Signed to practice squad  
2/10/15 Signed to future contract  
9/3/16 Waived  
9/4/16 Signed to practice squad

**DERBY, A.J. — TE**  
10/26/16 Acquire via trade from N.E.

**DIXON, Riley — P**  
5/11/16 Signed (draft choice)

**DORA, Vontarrius — OLB**  
5/6/16 Signed  
9/3/16 Waived  
9/4/16 Signed to practice squad

**DOSS, Lorenzo — CB**  
5/14/15 Signed (draft choice)

**DUNCAN, Joe Don — TE/FB**  
3/10/15 Signed (CFA)  
8/31/15 Waived

**DYSERT, Zac — QB**  
8/30/14 Waived  
9/1/14 Signed to practice squad  
1/21/15 Signed to future contract  
8/31/15 Waived

**FERENTZ, James — C**  
9/6/15 Claimed off waivers (Hou.)

**FORSETT, Justin — RB**  
12/5/16 Claimed off waivers (Det.)

**FRAZIER, Mose — WR**  
5/6/16 Signed  
9/3/16 Waived  
9/4/16 Signed to practice squad  
10/18/16 Waived

**FUA, Sione — NT**  
8/30/14 Released  
8/6/15 Signed  
9/5/15 Released

**FURMAN, Josh — S**  
5/15/15 Signed (draft choice)  
9/5/15 Waived

**GAFFORD, Thomas — LS**  
11/25/16 Signed

**GARLAND, Ben — G**  
9/5/15 Waived

**GARNER, Manasseh — TE**  
1/12/16 Signed to future contract  
7/28/16 Waived  
8/19/16 Signed

**GAUSE, Quentin — LB**  
10/18/16 Signed to practice squad  
12/10/16 Signed to active roster

**GIBSON, Mathu — OL**  
8/5/16 Signed  
8/29/16 Waived

**GLOVER, Antonio — S**  
5/6/16 Signed  
8/29/16 Waived

**GORDON, Richard — TE**  
10/14/15 Signed  
10/17/15 Released  
10/19/15 Signed  
12/1/15 Released  
2/22/16 Signed  
5/4/16 Released

**GOTSIS, Adam — DE**  
5/25/16 Signed (draft choice)

**GRADKOWSKI, Gino — C/G**  
4/2/15 Acquired via trade (Baltimore)  
9/6/15 Waived

**GRAHAM, Garrett — TE**  
4/25/16 Signed  
8/30/16 Placed on injured reserve  
9/14/16 Waived

**GRAY, Cyrus — RB**  
1/4/16 Signed to future contract  
7/27/16 Waived

**HALL, Matt — OT**  
8/10/15 Claimed off waivers (Ind.)  
8/13/15 Waived

**HANSON, Lars — T**  
5/6/16 Signed  
9/3/16 Waived

**HENRY, Mitchell — TE**  
9/6/15 Claimed off waivers (G.B.)  
10/14/15 Waived

**HEUERMAN, Jeff — TE**  
6/4/15 Signed (draft choice)  
8/31/15 Placed on injured reserve

**HEURTELOU, Calvin — NT**  
5/6/16 Signed  
8/29/16 Waived

**HILLMAN, Ronnie — RB**  
8/3/16 Released

**JANOVICH, Andy — FB**  
5/12/16 Signed (draft choice)  
12/2/16 Placed on injured reserve

**JEFFERSON, Cameron — T**  
12/8/15 Signed to practice squad  
2/10/16 Signed to future contract  
8/29/16 Waived

**JENKINS, Shaneil — DE**  
5/6/16 Signed  
8/2/16 Waived

**JENSEN, Marcel — TE**  
5/12/15 Claimed off waivers (Jac.)  
9/5/15 Waived

**JOHNSON, Antonio — T**  
9/29/15 Signed to practice squad  
12/8/15 Waived

**JOHNSON, Will — P**  
1/12/16 Signed to future contract  
5/2/16 Waived

**JONES, Dominique — TE**  
9/9/14 Signed to practice squad  
12/16/14 Waived  
12/18/14 Signed  
9/5/15 Waived

**KASA, Nick — TE**  
1/25/16 Signed to practice squad  
2/10/16 Signed to future contract  
4/14/16 Waived

**KEO, Shiloh — S**  
12/9/15 Signed  
9/3/15 Designated reserve/suspended  
9/17/16 Released from reserve/suspended  
9/21/16 Signed  
10/25/16 Released

**KILGO, Darius — NT**  
5/13/15 Signed (draft choice)  
11/25/16 Waived

**KOHT, Lars — DE**  
8/2/16 Signed  
9/3/16 Waived

**KRAHAM, Kyle — ILB**  
5/6/16 Signed  
9/3/16 Waived  
9/5/16 Signed to practice squad  
9/13/16 Waived

**KREIGER-COBLE, Henry — TE**  
5/6/16 Signed  
9/4/16 Signed to practice squad

**KREITER, Casey — SNP**  
4/7/16 Signed

**LANNING, Spencer — P**  
8/14/15 Claimed off waivers (T.B.)  
8/31/15 Waived

**LIGHT, Dan — TE**  
8/28/15 Signed  
9/1/15 Waived  
12/2/15 Signed to practice squad  
1/25/16 Waived

**LOUKS, Corbin — WR**  
8/3/15 Signed  
9/5/15 Waived

**LOWERY, B.J. — DB**  
1/4/16 Signed to future contract  
9/3/16 Waived

**LYNCH, Arthur — TE**  
9/7/14 Signed to practice squad  
12/1/15 Released

**LYNCH, Paxton — QB**  
6/11/16 Signed (draft choice)

**MADISON, Ross — S**  
1/14/15 Signed to future contract  
8/31/15 Waived

**MARSH, Curtis — CB**  
12/29/14 Signed to future contract  
9/15/15 Waived

**MASON, Danny — LB**  
1/5/15 Signed to a future contract  
9/1/15 Waived  
9/6/15 Signed to practice squad  
9/29/15 Waived

**MATHIS, Evan — G**  
8/26/15 Signed



**McMANUS, Brandon — K**  
8/26/14 Acquired via trade from N.Y. Giants  
11/25/14 Waived  
12/4/14 Signed to practice squad  
12/6/14 Signed to active roster

**MELTON, Henry — DL**  
8/22/16 Signed  
9/3/16 Released

**MOALA, David — NT**  
5/6/16 Signed  
8/29/16 Waived

**MURPHY, Jake — TE**  
8/20/15 Claimed off waivers (Cin.)  
8/31/15 Waived

**MURPHY, Ryan — S**  
11/3/15 Signed to practice squad  
2/10/16 Signed to future contract  
5/2/16 Waived  
8/8/16 Signed  
9/3/16 Waived  
9/4/16 Signed to practice squad  
9/22/16 Waived  
11/9/16 Signed to practice squad  
11/22/16 Waived

**MURRAY, Justin — T**  
5/6/16 Signed  
9/3/16 Waived  
9/4/16 Signed to practice squad

**MYERS Jr., Robert — G**  
12/30/15 Signed  
9/3/16 Waived

**NDULUE, Chuka — NT**  
5/5/15 Signed  
9/5/15 Waived  
9/6/15 Signed to practice squad  
9/22/15 Waived

**NEAL, Durren — WR**  
5/6/16 Signed  
8/29/16 Waived

**NEARY, Aaron — G**  
5/6/16 Signed  
9/3/16 Waived

**NIXON, Taurean — CB**  
5/15/15 Signed (draft choice)  
9/6/15 Signed to practice squad  
1/19/16 Signed to active roster  
9/3/16 Waived  
9/4/16 Signed to practice squad  
11/5/16 Signed (active roster)  
11/21/16 Waived  
11/23/16 Signed to practice squad

**NORMAN, Dwayne — OLB**  
5/6/16 Signed  
9/3/16 Waived

**NORRIS, Anthony — TE**  
5/6/16 Signed  
5/10/16 Waived

**OKUNG, Russell — T**  
3/17/16 Signed

**PALMER, Nathan — WR**  
8/30/14 Waived  
9/1/14 Signed to practice squad  
9/3/14 Signed to active roster  
9/9/14 Waived  
9/11/14 Signed to practice squad  
1/12/15 Signed to future contract  
9/1/15 Waived

**PARKS, Will — S**  
5/12/16 Signed (draft choice)

**PATTON, Solomon — WR**  
5/12/15 Claimed off waivers (T.B.)  
8/28/15 Waived

**PEKO, Kyle — NT**  
5/6/16 Signed  
9/20/16 Waived  
9/22/16 Signed to practice squad

**PHILLIPS, John — TE**  
7/28/16 Signed  
11/5/16 Released

**POLUMBUS, Tyler — T**  
10/1/15 Signed

**PONDER, Christian — QB**  
11/25/15 Signed  
12/8/15 Released

**PORTER, David — WR**  
5/12/15 Signed  
8/10/15 Waived

**POSEY, DeVier — WR**  
1/4/16 Signed to future contract  
8/29/16 Waived

**PRATER, Shaun — S**  
12/22/15 Signed  
12/29/15 Released

**RACITI, Travis — DL**  
12/8/16 Signed to practice squad

**RAINS, Connor — T**  
5/5/15 Signed  
8/3/15 Waived/injured  
8/4/15 Placed on injured reserve  
8/6/15 Waived from injured/reserve

**RAYMOND, Kalif — WR**  
5/6/16 Signed  
9/3/16 Waived  
9/6/16 Signed to practice squad  
12/2/16 Signed to active roster

**RIVERS, Gerald — OLB**  
10/15/14 Signed to practice squad  
12/4/14 Released  
12/10/14 Signed to practice squad  
1/12/15 Signed to future contract  
9/5/15 Waived

**ROBERTS, Kyle — T**  
5/5/15 Signed  
9/5/15 Waived  
9/7/15 Signed to practice squad  
2/10/16 Signed to future contract  
8/30/16 Waived

**ROSS, Brandian — S**  
4/18/16 Signed  
8/29/16 Released

**SAMBRILLO, Ty — T**  
5/15/15 Signed (draft choice)  
11/3/15 Placed on injured reserve

**SANCHEZ, Mark — QB**  
3/11/16 Acquired via trade from NYJ  
9/3/16 Released

**SANKEY, Darnell — LB**  
7/26/16 Signed  
8/29/16 Waived

**SCHEU, Steven — TE**  
10/18/16 Signed to practice squad

**SCHMITZ, Karl — P**  
3/12/15 Signed  
8/6/15 Waived

**SHANNON, Frank — ILB**  
5/6/16 Signed  
8/29/16 Waived

**SMITH, Shelley — G**  
3/14/15 Signed  
11/18/15 Released

**SIEMIAN, Trevor — QB**  
5/15/15 Signed (draft choice)

**SMMONS, Justin — S**  
5/13/16 Signed (draft choice)

**STEPHENSON, Donald — T**  
3/9/16 Signed

**STEWART, Darian — S**  
3/18/15 Signed

**STEWART, Jeremy — RB**  
10/8/14 Signed to practice squad  
11/22/14 Signed to active roster  
8/31/15 Waived

**SULLEYMAN, Sadat — OLB**  
5/6/16 Signed  
9/3/16 Waived

**SWEETON, Charles — T**  
8/2/15 Signed  
9/5/15 Waived

**TALIB, Aqib — CB**  
11/10/15 Designated reserved/suspended

**TAYLOR, Jordan — WR**  
5/5/15 Signed  
9/5/15 Waived  
9/6/15 Signed to practice squad  
2/10/16 Signed to future contract

**TAYLOR, Phil — NT**  
2/22/16 Signed  
7/31/16 Placed on injured reserve  
8/10/16 Released

**THEUS, Nathan — LS**  
5/6/16 Signed  
7/26/16 Waived

**THOMSPON, Juwan — RB**  
9/3/16 Waived  
9/4/16 Signed to practice squad  
10/30/16 Signed

**TIDWELL, John — CB**  
5/6/16 Signed  
9/3/16 Waived

**TURNER, Billy — G**  
10/17/16 Claimed off waivers (Bal.)

**UKO, George — DE**  
9/7/14 Signed to practice squad  
2/10/15 Signed to future contract  
4/13/16 Waived

**VASQUEZ, LOUIS — G**  
3/8/16 Released



**VAUGHN, Chase — OLB**

8/25/14 Waived/injured  
9/29/14 Waived from injured reserve  
12/29/14 Signed to future contract  
8/31/15 Waived

**WARD, T.J. — S**

9/5/15 Designated reserved/suspended

**WALKER, Reggie — ILB**

3/27/15 Signed  
8/31/15 Released

**WALKER, Vance — DE**

8/19/16 Placed on injured reserve

**WATSON, Dekoda — LB**

5/16/16 Signed

**WATSON, Josh — DE**

5/5/15 Signed  
9/5/15 Waived

**WATSON, Terrell — RB**

11/2/16 Signed to practice squad

**WEEMS, Darion — T**

1/12/16 Signed to future contract  
10/17/16 Waived

**WINN, Billy — DE**

7/31/16 Signed

**WOLFE, Derek — DE**

9/5/15 Designated reserved/suspended

**YARBROUGH, Eddie — OLB**

5/6/16 Signed  
9/3/16 Waived





# ZAIRE ANDERSON

50

## INSIDE LINEBACKER

5-11 • 220 • 1ST YR. • NEBRASKA

**BORN:** Aug. 19, 1992, in Philadelphia

**HIGH SCHOOL:** Frankford High School, Philadelphia

**ACQUIRED:** College Free Agent, 2015

**NFL YEAR:** 1st • **YEAR WITH BRONCOS:** 1st

**NFL GAMES PLAYED/STARTED:** 13/0



### ANDERSON AT A GLANCE:

- A first-year linebacker from the University of Nebraska who appeared in 13 games in 2016 are spending his entire rookie season competing on Denver's practice squad.
- Started 18-of-28 games in three seasons at Nebraska, registering 159 tackles (77 solo), five sacks (38 yds.), six passes defended three forced fumbles and two fumble recoveries.
- Entered the NFL with Denver as a college free agent on May 2, 2015.

**CAREER TRANSACTIONS:** Signed by Denver as a college free agent 5/2/15; Waived by Denver 9/5/15; Signed by Denver (practice squad) 9/7/15.



**2016:** Anderson made his NFL debut vs. Car. (9/8)... Recorded one special-teams tackle vs. Ind. (9/18)... Forced a fumble on punt coverage and added one special-teams stop at Cin. (9/25)... Saw action at T.B. (10/2)... Notched one solo tackle and one special-teams stop vs. Atl. (10/9)... Played at S.D. (10/13) and vs. Hou. (10/24)... Talled two special-teams tackles vs. S.D. (10/30)... Posted one special-teams stop at Oak. (11/6) and at N.O. (11/13)... Saw action vs. K.C. (11/27) and at Jac. (12/4)... Played 27 defensive snaps and recorded a personal-best five tackles (3 solo) at Ten. (12/11).

**2015:** Anderson entered the NFL with Denver as a college free agent on May 2... Spent the entire 2015 season competing on Denver's practice squad after seeing action in all four preseason games

**COLLEGE:** Anderson started 18-of-28 games in three seasons at the University of Nebraska after beginning his career at Riverside (Calif.) City College... Registered 159 tackles (77 solo), five sacks (38 yds.), six passes defended three forced fumbles and two fumble recoveries... Led the Cornhuskers with 103 tackles (48 solo) in addition to recording two sacks (16 yds.), five passes defended, three forced fumbles and two fumble recoveries as a senior, earning honorable-mention All-Big Ten Conference honors... Played 12 games (5 starts) as a junior, totaling 52 tackles (28 solo), three sacks (22 yds.) and one pass defended... Recorded 95 tackles, 6.5 sacks and two passes defended in 2011 at Riverside CC... Named a JC Gridwire All-American and the National Division East Conference Defensive Player of the Year in 2010 after finishing the year with 92 tackles, 17 tackles for a loss and nine sacks.

**PERSONAL:** Anderson played prep ball at Frankford High School in Philadelphia, where he was named a first-team All-Philadelphia Public selection his senior season... Earned his degree in child, youth and family sciences in 2014 and played his senior season as a graduate student at Nebraska... Zaire Anderson was born on Aug. 18, 1992, in Philadelphia.

### ANDERSON'S REGULAR SEASON RECORD

Year	Club	G	S	UT	A	TT	S-Yds.	I-Yds.	PD	FF	FR	TD-Int.	TD-FR	S	Pts.
2015	Denver														
2016	Denver	13	0	4	2	6	0-0	0-0	0	0	0	0	0	0	0
<b>CAREER TOTALS</b>		<b>13</b>	<b>0</b>	<b>4</b>	<b>2</b>	<b>6</b>	<b>0-0</b>	<b>0-0</b>	<b>0</b>	<b>0</b>	<b>0</b>	<b>0</b>	<b>0</b>	<b>0</b>	<b>0</b>

**ADDITIONAL STATISTICS:** Special-teams tackles — 2016 (7), TOTAL (7). Special-teams FF — 2016 (1), TOTAL (1).



**ZAIRE ANDERSON'S 2016 GAME-BY-GAME**

*(Victories asterisked)*

2016 DENVER (8-5)		TACKLES								
Date	Opponent	P/S	UT	A	TT	S-Yds.	I-Yds.	PD	FF	FR
Sep 8	vs. Carolina*	P	0	0	0	0-0	0-0	0	0	0
Sep 18	vs. Indianapolis*	P	0	0	0	0-0	0-0	0	0	0
Sep 25	at Cincinnati*	P	0	0	0	0-0	0-0	0	0	0
Oct 2	at Tampa Bay*	P	0	0	0	0-0	0-0	0	0	0
Oct 9	vs. Atlanta	P	1	0	1	0-0	0-0	0	0	0
Oct 13	at San Diego	P	0	0	0	0-0	0-0	0	0	0
Oct 24	vs. Houston*	P	0	0	0	0-0	0-0	0	0	0
Oct 30	vs. San Diego*	P	0	0	0	0-0	0-0	0	0	0
Nov 6	at Oakland	P	0	0	0	0-0	0-0	0	0	0
Nov 13	at New Orleans*	P	0	0	0	0-0	0-0	0	0	0
Nov 27	vs. Kansas City	P	0	0	0	0-0	0-0	0	0	0
Dec 4	at Jacksonville*	P	0	0	0	0-0	0-0	0	0	0
Dec 11	at Tennessee	P	3	2	5	0-0	0-0	0	0	0
<b>Season Totals</b>			<b>13/0</b>	<b>4</b>	<b>2</b>	<b>6</b>	<b>0-0</b>	<b>0-0</b>	<b>0</b>	<b>0</b>



**SHAQUIL BARRETT****48****OUTSIDE LINEBACKER****6-1 • 237 • 3RD YR. • COLORADO STATE****BORN:** Nov. 17, 1992, in Baltimore, Md.**HIGH SCHOOL:** Boys Town (Neb.) High School**ACQUIRED:** College Free Agent, 2014**NFL YEAR:** 3rd • **YEAR WITH BRONCOS:** 3rd**NFL GAMES PLAYED/STARTED:** 29/6 • **POSTSEASON GP/GS:** 3/0**BARRETT AT A GLANCE:**

- A third-year outside linebacker who has played 29 games (6 starts) and three postseason contests, posting 65 tackles (44 solo), 7 sacks (53.5 yds.), six passes defended, four forced fumbles, two fumble recoveries, one blocked kick and 12 special-teams stops.
- Competed on the Broncos' practice squad for the majority of his rookie season in 2014 in addition to spending two weeks on the active roster.
- Appeared in 38 career games (35 starts) for Colorado State University and totaled 246 tackles (116 solo), 18 sacks (119 yds.), 32.5 tackles for a loss (149 yds.) and three interceptions (101 yds.).
- Finished his career at CSU with seven forced fumbles, four fumble recoveries and three blocked kicks.
- Named Mountain West Conference Defensive Player of the Year as a senior for the Rams in 2013 after ranking fifth in the nation with 12 sacks (77 yds.) and 20.5 tackles for a loss (98 yds.).
- Entered the NFL with Denver as a college free agent on May 16, 2014.

**CAREER TRANSACTIONS:** Signed by Denver as a college free agent 5/16/14; Waived by Denver 8/30/14; Signed by Denver (practice squad) 9/1/14; Signed by Denver (active roster) 10/15/14; Waived by Denver 10/20/14; Signed by Denver (practice squad) 10/22/14; Signed by Denver (active roster) on 1/10/15.



**2016:** Barrett recorded one solo tackle and one pass defended vs. Car. (9/8)... Posted one solo stop vs. Ind. (9/18)... Notched one solo tackle and one special-teams stop at Cin. (9/25)... Registered six tackles (3 solo), 0.5 sacks (4.5 yds.) and one pass defended at T.B. (10/2)... Notched three tackles (2 solo) vs. Atl. (10/9)... Recorded one solo tackle for loss at S.D. (10/13)... Assisted on one tackle vs. Hou. (10/24)... Blocked an extra point attempt and made one tackle vs. S.D. (10/30)... Contributed four tackles (3 solo) and two special-teams stop at Oak. (11/6)... Sacked Drew Brees for 10 yards at N.O. (11/13)... Saw action on defense and special teams vs. K.C. (11/27)... Notched three solo tackles at Jac. (12/4)... Assisted on one tackle at Ten. (12/11).

**2015:** Barrett saw action in all 16 games (6 starts) and three postseason contests, posting 41 tackles (28 solo), 5.5 sacks (39 yds.), four passes defended, four forced fumbles, two fumble recoveries and nine special-teams tackles... Tallied two tackles and one special-teams stop in Denver's three postseason contests... Made one tackle and one special-teams stop in his NFL debut vs. Bal. (9/13)... Strip-sacked Lions QB Matthew Stafford in the fourth quarter on *Sunday Night Football*... Recorded four tackles (2 solo), one sack (7 yds.), one forced fumble on special teams and three solo special-teams stops at Oak. (10/11)... Started his first career game at Cle. (10/18), finishing with nine tackles (6 solo), 1.5 sacks (10 yds.), three tackles for loss, one pass defended, one forced fumble and one fumble recovery... Notched four tackles (3 solo) and recovered a special-teams fumble that led to a fourth-quarter touchdown vs. N.E. (11/29)... Posted three solo stops, one sack (3 yds.) and one pass defended at S.D. (12/6)... Sacked Raiders QB Derek Carr for 12 yards and posted three solo tackles and one special-teams stop vs. Oak. (12/13)... Tallied two solo tackles and forced one fumble vs. S.D. (1/3)... Assisted on one tackle each in Denver's AFC Divisional Playoff Game vs. Pit. (1/17) and in Denver's AFC Championship Game vs. N.E. (1/24)... Posted one special-teams stop in Denver's Super Bowl 50 victory vs. Car. (2/7).

**2014:** Barrett, who entered the NFL with the Broncos as a college free agent, spent 16 weeks of the regular season competing on the club's practice squad... Was on the 53-man roster for the club's Week 7 game vs. S.F. (10/19) but was not activated... Active but did not play in Denver's AFC Divisional Playoff Game vs. Ind. (1/11).

**COLLEGE:** Barrett played three seasons (2011-13) for Colorado State University after transferring from the University of Nebraska-Omaha, which dropped its football program... Started 35-of-38 games for CSU and totaled 246 tackles (116 solo), 18 sacks (119 yds.), 32.5 tackles for a loss (149 yds.), three interceptions (101 yds.), six passes defended, seven forced fumbles, four fumble recoveries and three blocked kicks... Named Mountain West Conference Defensive Player of the Year as a senior in 2013 after ranking fifth in the nation with 12 sacks (77 yds.) and 20.5 tackles for a loss (98 yds.).

**PERSONAL:** Attended Boys Town (Neb.) High School, where he was an all-state defensive lineman... Named Athlete of the Year at Boys Town... Shaquil Akeem Barrett was born on Nov. 17, 1992, in Baltimore, Md.



### BARRETT'S REGULAR SEASON RECORD

Year	Club	G	S	UT	A	TT	S-Yds.	I-Yds.	PD	FF	FR	TD-Int.	TD-FR	S	Pts.
2014	Denver	0	0	0	0	0	0-0	0-0	0	0	0	0	0	0	0
2015	Denver	16	6	28	13	41	5.5-39	0-0	4	3	1	0	0	0	0
2016	Denver	13	0	16	8	24	1.5-14.5	0-0	2	0	0	0	0	0	0
<b>CAREER TOTALS</b>		<b>29</b>	<b>6</b>	<b>44</b>	<b>21</b>	<b>65</b>	<b>7-53.5</b>	<b>0-0</b>	<b>6</b>	<b>3</b>	<b>1</b>	<b>0</b>	<b>0</b>	<b>0</b>	<b>0</b>

**ADDITIONAL STATISTICS:** Special-teams tackles — 2015 (9), 2016 (3) TOTAL (12). Special-teams FF — 2015 (1), TOTAL (1). Special-teams FR — 2015 (1), TOTAL (1). Blocked Extra Point — 2016 (1), TOTAL (1).

### BARRETT'S POSTSEASON RECORD

Year	Club	G	S	UT	A	TT	S-Yds.	I-Yds.	PD	FF	FR	TD-Int.	TD-FR	S	Pts.
2014	Denver	0	0	0	0	0	0-0	0-0	0	0	0	0	0	0	0
2015	Denver	3	0	0	2	2	0-0	0-0	0	0	0	0	0	0	0
<b>CAREER TOTALS</b>		<b>3</b>	<b>0</b>	<b>0</b>	<b>2</b>	<b>2</b>	<b>0-0</b>	<b>0-0</b>	<b>0</b>	<b>0</b>	<b>0</b>	<b>0</b>	<b>0</b>	<b>0</b>	<b>0</b>

**ADDITIONAL STATISTICS:** Special-teams tackles — 2015 (1), TOTAL (1).

### BARRETT'S SINGLE-GAME HIGHS

(Postseason in parentheses)


**Tackles** — 9 at Cleveland, 10/18/15 (1, twice, last vs. New England, 1/24/16). **Sacks** — 1.5 at Cleveland, 10/18/15 (none). **Forced fumbles** — 1, three times, last vs. San Diego, 1/3/16 (none). **Recovered fumbles** — 1 at Cleveland, 10/18/15 (none). **Special-teams tackles** — 3 at Oakland, 10/1/15 (1 vs. Carolina, 2/7/16).

### SHAQUIL BARRETT'S 2016 GAME-BY-GAME

(Victories asterisked)

2016 DENVER (8-5)		TACKLES													
Date	Opponent	P/S	UT	A	TT	S-Yds.	I-Yds.	PD	FF	FR					
Sep 8	vs. Carolina*	P	1	0	1	0-0	0-0	1	0	0					
Sep 18	vs. Indianapolis*	P	1	0	1	0-0	0-0	0	0	0					
Sep 25	at Cincinnati*	P	1	0	1	0-0	0-0	0	0	0					
Oct 2	at Tampa Bay*	P	3	3	6	0.5-4.5	0-0	1	0	0					
Oct 9	vs. Atlanta	P	2	1	3	0-0	0-0	0	0	0					
Oct 13	at San Diego	P	1	0	1	0-0	0-0	0	0	0					
Oct 24	vs. Houston*	P	0	1	1	0-0	0-0	0	0	0					
Oct 30	vs. San Diego*	P	0	1	1	0-0	0-0	0	0	0					
Nov 6	at Oakland	P	3	1	4	0-0	0-0	0	0	0					
Nov 13	at New Orleans*	P	1	0	1	1-10	0-0	0	0	0					
Nov 27	vs. Kansas City	P	0	0	0	0-0	0-0	0	0	0					
Dec 4	at Jacksonville*	P	3	0	3	0-0	0-0	0	0	0					
Dec 11	at Tennessee	P	0	1	1	0-0	0-0	0	0	0					
<b>Season Totals</b>			<b>13/0</b>	<b>16</b>	<b>8</b>	<b>24</b>	<b>1.5-14.5</b>	<b>0-0</b>	<b>2</b>	<b>0</b>	<b>0</b>				





# DEVONTAE BOOKER

20

## RUNNING BACK

5-11 • 219 • UTAH

**BORN:** May 27, 1992, in Sacramento, Calif.

**HIGH SCHOOL:** Grant Union High School, Sacramento, Calif.

**ACQUIRED:** Draft #4 (136th overall), 2016

**NFL YEAR:** 1st • **YEAR WITH BRONCOS:** 1st

**NFL GAMES PLAYED/STARTED:** 13/6



### BOOKER AT A GLANCE:

- A rookie running back who has rushed 140 times for 511 yards (3.4 avg.) with three touchdowns and caught 21 passes for 153 yards (7.3 avg.) in his initial NFL season in 2016.
- Started 19-of-23 games played at the University of Utah after beginning his collegiate career at American River College.
- Rushed for 2,773 yards on 560 carries (5.0 avg.) with 21 touchdowns and caught 80 passes for 624 yards (7.8 avg.) with two touchdowns in his two seasons at Utah.
- Attended Grant Union High School in Sacramento, Calif., where he rushed for 2,884 yards and 45 touchdowns as a senior and was named *to the Sacramento Bee's* all-metro teams in 2008 and '09.
- Selected by the Broncos in the fourth round (136th overall) of the 2016 NFL Draft.



**2016:** Selected by the Broncos in the fourth round (136th overall) of the 2016 NFL Draft, Booker carried three times for eight yards (2.7 avg.) in his NFL debut vs. Car. (9/8)... Rushed nine times for 46 yards (5.1 avg.) and caught one pass for five yards vs. Ind. (9/18)... Carried four times for eight yards (2.0 avg.) and caught one pass for 17 yards at Cin. (9/25)... Carried seven times for 30 yards (4.3 avg.) at T.B. (10/2)... Rushed six times for 23 yards (3.8 avg.) and caught four passes for 36 yards (9.0 avg.) vs. Atl. (10/9)... Carried five times for 46 yards (9.2 avg.) and caught two passes for seven yards (3.5 avg.)... Scored his first career touchdown (1 yd.) and finished with 17 carries for 83 yards (4.9 avg.) in addition to catching one pass for four yards vs. Hou. (10/24)... Carried 19 times for 54 yards (2.8 avg.) with one touchdown and caught five passes for 30 yards (6.0 avg.) vs. S.D. (10/30)... Rushed 10 times for 22 yards and caught one pass for eight yards at Oak. (11/6)... Carried 24 times for 76 yards (3.2 avg.) and caught two passes for 12 yards at N.O. (11/13)... Rushed 24 times for 79 yards (3.3 avg.) and caught one pass for 22 yards vs. K.C. (11/27)... Carried 18 times for 35 yards with one touchdown in addition to catching one pass for two yards at Jac. (12/4)... Rushed three times and caught two passes for 10 yards (5.0 avg.) at Ten. (12/11).

**COLLEGE:** Booker started 19-of-23 games played at the University of Utah after beginning his collegiate career at American River College... Opened the first 10 games of 2015 before suffering a season-ending knee injury, finishing with 1,261 yards on 268 carries (4.7 avg.) with 11 touchdowns in addition to catching 37 passes for 318 yards (8.6 avg.)... Led the nation with 305 touches from scrimmage (30.5 per game) and carries per game (26.8) at the time of his knee injury... Named a Maxwell Award semifinalist (national player of the year) and Doak Walker Award semifinalist (nation's top running back) in addition to earning All-Pac-12 second-team honors... Started 9-of-13 contests his junior season, finishing with 292 carries for 1,512 yards (5.2 avg.) with 10 touchdowns in addition to 43 catches for 306 yards (7.1 avg.) with two touchdowns... Posted the second-most yards (1,512) and third-most carries (292) in school history, earning a first-team All-Pac-12 selection... Did not play football during the 2013 season.

**PERSONAL:** Booker attended Grant Union High School in Sacramento, Calif., where he rushed for 2,884 yards and 45 touchdowns as a senior... Helped Grant High to the 2008 CIF State Open Division state title as a junior, leading the team in rushing yards (1,850) and touchdowns (36)... Named to the *Sacramento Bee's* all-metro teams in 2008 and 2009... Received a bachelor's degree in sociology in December of 2015... Devontae Booker was born on May 27, 1992, in Sacramento, Calif.

### BOOKER REGULAR SEASON RECORD

Year	Club	G	S	No.	RUSHING				No.	RECEIVING				SCORING			
					Yds.	Avg.	LG	TD		Yds.	Avg.	LG	TD	TD	TDr	Tdp	Tdrt
2016	Denver	13	6	149	511	3.4	18	3	21	153	7.3	22	0	3	3	0	0
<b>CAREER TOTALS</b>		<b>13</b>	<b>6</b>	<b>149</b>	<b>511</b>	<b>3.4</b>	<b>18</b>	<b>3</b>	<b>21</b>	<b>153</b>	<b>7.3</b>	<b>22</b>	<b>0</b>	<b>3</b>	<b>3</b>	<b>0</b>	<b>0</b>

**ADDITIONAL STATISTICS:** Miscellaneous tackles — 2016 (1), TOTAL (1). Miscellaneous FR — 2016 (2), TOTAL (2).



**DEVONTAE BOOKER'S 2016 GAME-BY-GAME**

*(Victories asterisked)*

2016 DENVER (8-5)		RUSHING						RECEIVING					SCORING	
Date	Opponent	P/S	No.	Yds.	Avg.	LG	TD	No.	Yds.	Avg.	LG	TD	2pt.	Pts.
Sep 8	vs. Carolina*	P	3	8	2.7	6	0	0	0	—	—	0	0	0
Sep 18	vs. Indianapolis*	P	9	46	5.1	12	0	1	5	5.0	5	0	0	0
Sep 25	at Cincinnati*	P	4	8	2.0	3	0	1	17	17.0	17	0	0	0
Oct 2	at Tampa Bay*	P	7	30	4.3	11	0	0	0	—	—	0	0	0
Oct 9	vs. Atlanta	P	6	23	3.8	8	0	4	36	9.0	11	0	0	0
Oct 13	at San Diego	P	5	46	9.2	17	0	2	7	3.5	5	0	0	0
Oct 24	vs. Houston*	P	17	83	4.9	12	1	1	4	4.0	4	0	0	6
Oct 30	vs. San Diego*	S	19	54	2.8	18	1	5	30	6.0	12	0	0	6
Nov 6	at Oakland	S	10	22	2.2	5	0	1	8	8.0	8	0	0	0
Nov 13	at New Orleans*	S	24	76	3.2	11	0	2	12	6.0	10	0	0	0
Nov 27	vs. Kansas City	S	24	79	3.3	13	0	1	22	22.0	22	0	0	0
Dec 4	at Jacksonville*	S	18	35	1.9	6	1	1	2	2.0	2	0	0	6
Dec 11	at Tennessee	S	3	1	0.3	1	0	2	10	5.0	6	0	0	0
<b>Season Totals</b>			<b>13/6</b>	<b>149</b>	<b>511</b>	<b>3.4</b>	<b>18</b>	<b>3</b>	<b>21</b>	<b>151</b>	<b>7.3</b>	<b>22</b>	<b>0</b>	<b>18</b>





## JARED CRICK

93

### DEFENSIVE END

6-4 • 285 • 5TH YR. • NEBRASKA

BORN: Aug. 21, 1989, in Cozad, Neb.

HIGH SCHOOL: Cozad (Neb.) High School

ACQUIRED: Unrestricted Free Agent, 2016

NFL YEAR: 5th • YEAR WITH BRONCOS: 1st

NFL GAMES PLAYED/STARTED: 76/45 • POSTSEASON GP/GS: 3/1



### CRICK AT A GLANCE:

- A fifth-year defensive lineman who appeared in 76 regular-season games (45 starts) and three postseason contests (1 starts) with Houston (2012-15) and Denver (2016).
- Totaled 185 tackles (103 solo), 7.5 sacks (47.5 yds.), 19 passes defended, two forced fumbles and two fumble recoveries in his first five NFL seasons.
- Opened all 16 contests and one postseason game for Houston in 2015, recording 48 tackles (28 solo), two sacks (14 yds.), one forced fumble and two fumble recoveries.
- Set career highs in 2014 for tackles (56), sacks (29) and passes defended (6) while playing under Broncos Defensive Line Coach Bill Kollar.
- Played 42 games (33 starts) at the University of Nebraska, totaling 167 tackles (75 solo), 20 sacks (145 yds.), eight passes defended and two blocked kicks.
- Named to the All-Big 12 Conference first team and Associated Press All-America second team as a junior for Nebraska after posting 73 tackles and 9.5 sacks (57 yds.)
- Joined the Broncos as an unrestricted free agent on April 6, 2016.
- Selected by the Texans in the fourth round (126th overall) of the 2012 NFL Draft.

**CAREER TRANSACTIONS:** Signed by Houston as a draft choice 5/14/12; Signed by Denver as an unrestricted free agent 4/6/16.



**2016:** Crick made one solo tackle vs. Car. (9/8) in his Broncos debut... Posted two tackles (1 solo) and one pass defended vs. Ind. (9/18)... Registered two tackles (1 solo) at Cin. (9/25)... Tallied three tackles (2 solo), 0.5 sacks (4.5 yds.) and four quarterback hits at T.B. (10/2)... Notched five tackles (3 solo) vs. Atl. (10/9)... Tallied five tackles (3 solo) and 0.5 sacks (6 yds.) at S.D. (10/13)... Posted three tackles and one pass defended vs. Hou. (10/24)... Totaled two tackles (1 solo), one sack (3 yds.) and two passes defended vs. S.D. (10/30)... Registered one solo tackle at Oak. (11/6)... Posted four tackles (2 solo) and forced a fumble at N.O. (11/13)... Notched six tackles (3 solo) vs. K.C. (11/27)... Posted four solo tackles and one pass defended at Jac. (12/4)... Assisted on one tackle and added one pass defended at Ten. (12/11).

**2015:** Crick opened all 16 games for the first time in his career, recording 48 tackles (28 solo), two sacks (14 yds.), two passes defended, one forced fumble and two fumble recoveries... Tallied multiple defensive stops in 12 games... Started and recorded five tackles (2 solo) in Houston's AFC Wild Card Playoff Game vs. K.C. (1/9).

**2014:** Crick saw action in all 16 games (15 starts) and posted career highs in tackles (56), sacks (3.5) and passes defended (6)... Tallied five or more tackles in six contests, including a career-best nine stops (2 solo) vs. Cin. (11/23)... Posted his first career sack vs. Buf. (9/28)... Finished the season with sacks in consecutive contests vs. Bal. (12/21) and vs. Jac. (12/28).

**2013:** Crick appeared in all 16 contests (1 start), registering 20 tackles (11 solo) and three passes defended... Made his first career start in Houston's season opener at S.D. (9/9).

**2012:** Selected by the Houston Texans in the fourth round (126th overall) of the 2012 NFL Draft, Crick saw action in 15 regular-season games and two playoff contests during his rookie campaign... Posted 22 tackles (13 solo) and two passes defended... Made his NFL debut vs. Mia. (9/9)... Appeared in both of Houston's postseason games, recording one tackle in Houston's AFC Divisional Playoff Game at N.E. (1/13).

**COLLEGE:** Crick appeared in 42 games for the University of Nebraska, opening 33 consecutive contests before suffering a season-ending pectoral injury his senior season... Totaled 167 tackles (75 solo), 20 sacks (145 yds.), eight passes defended, one forced fumble, two fumble recoveries and two blocked kicks... Finished his collegiate career ranked eighth on Nebraska's all-time sacks list (20)... Named to the All-Big 12 Conference first team and Associated Press All-America second team as a junior after posting 73 tackles and 9.5 sacks (57 yds.)... Received All-Big 12 Conference first-team honors following his sophomore year... Earned the Brook Berringer Memorial Scholarship for his community work and was Nebraska's first-ever winner of a Big Ten Sportsmanship Award.

**PERSONAL:** Crick was a three-sport star at Cozad (Neb.) High School, competing in football, basketball and track and field... Earned All-Nebraska honors as a junior and senior from the *Omaha World-Herald* and the *Lincoln Journal Star*... Played defensive end and tight end as a senior, making 68 tackles and catching 15 passes for 284



yards and four touchdowns... Jared Crick was born on Aug. 21, 1989.

CRICK'S REGULAR SEASON RECORD

Year	Club	G	S	UT	A	TT	S-Yds.	I-Yds.	PD	FF	FR	TD-Int.	TD-FR	S	Pts.
2012	Houston	15	0	13	9	22	0-0	0-0	2	0	0	0	0	0	0
2013	Houston	16	1	11	9	20	0-0	0-0	3	0	0	0	0	0	0
2014	Houston	16	15	29	27	56	3.5-20	0-0	6	0	0	0	0	0	0
2015	Houston	16	16	28	20	48	2.0-14	0-0	2	1	2	0	0	0	0
2016	Denver	13	13	22	17	39	2-13.5	0-0	6	1	0	0	0	0	0
CAREER TOTALS		76	45	103	82	185	7.5-47.5	0-0	19	2	2	0	0	0	0

CRICK'S POSTSEASON RECORD

Year	Club	G	S	UT	A	TT	S-Yds.	I-Yds.	PD	FF	FR	TD-Int.	TD-FR	S	Pts.
2012	Houston	2	0	0	1	1	0-0	0-0	0	0	0	0	0	0	0
2015	Houston	1	1	2	3	5	0-0	0-0	0	0	0	0	0	0	0
CAREER TOTALS		3	1	2	4	6	0-0	0-0	0	0	0	0	0	0	0

CRICK'S SINGLE-GAME HIGHS

(Postseason in parentheses)

**Tackles** — 9 vs. Cincinnati, 11/23/14 (5 vs. Kansas City, 1/9/16). **Sacks** — 1.5 vs. Buffalo, 9/28/14 (none). **Sack yards** — 10 vs. Baltimore, 12/21/14 (none). **Forced Fumbles** — 1, twice, last at New Orleans, 11/13/16 (none).

JARED CRICK'S 2016 GAME-BY-GAME

(Victories asterisked)

2016 DENVER (8-5)		TACKLES									
Date	Opponent	P/S	UT	A	TT	S-Yds.	I-Yds.	PD	FF	FR	
Sep 8	vs. Carolina*	S	1	0	1	0-0	0-0	0	0	0	
Sep 18	vs. Indianapolis*	S	1	1	2	0-0	0-0	1	0	0	
Sep 25	at Cincinnati*	S	1	1	2	0-0	0-0	0	0	0	
Oct 2	at Tampa Bay*	S	2	1	2	0.5-4.5	0-0	0	0	0	
Oct 9	vs. Atlanta	S	3	2	5	0-0	0-0	0	0	0	
Oct 13	at San Diego	S	3	2	5	0.5-6	0-0	0	0	0	
Oct 24	vs. Houston*	S	0	3	3	0-0	0-0	1	0	0	
Oct 30	vs. San Diego*	S	1	1	2	1-3	0-0	2	0	0	
Nov 6	at Oakland	S	1	0	1	0-0	0-0	0	0	0	
Nov 13	at New Orleans*	S	2	2	4	0-0	0-0	0	1	0	
Nov 27	vs. Kansas City	S	3	3	6	0-0	0-0	0	0	0	
Dec 4	at Jacksonville*	S	4	0	4	0-0	0-0	1	0	0	
Dec 11	at Tennessee	S	0	1	1	0-0	0-0	1	0	0	
Season Totals			13/13	22	17	39	2-13.5	0-0	6	1	0



**AUSTIN DAVIS****4****QUARTERBACK****6-2 • 221 • 5TH YR. • SOUTHERN MISS****BORN:** June 2, 1989, in Meridian, Miss.**HIGH SCHOOL:** West Lauderdale School, Collinsville, Miss.**ACQUIRED:** Free Agent, 2016**NFL YEAR:** 5th • **YEAR WITH BRONCOS:** 1st**NFL GAMES PLAYED/STARTED:** 13/10**DAVIS AT A GLANCE:**

- A fifth-year quarterback who has appeared in 13 games (10 starts) with St. Louis (2012-14), Cleveland (2015) and Denver (2016).
- Completed 236-of-378 passes (62.4 pct.) with 13 touchdowns and 12 interceptions (80.4 rtg.) in addition to rushing for 69 yards on 23 carries (3.0 avg.).
- Saw action in three games (2 starts) for Cleveland in 2015, finishing 56-of-94 (59.6 pct.) for 547 yards with one touchdown and one interception.
- Started 8-of-10 games played for St. Louis in 2014, completing 180-of-294 passes (63.4 pct.) for 2,001 yards with 12 touchdowns and nine interceptions (85.1 rtg.)
- Passed Pro Football Hall of Fame QB Brett Favre in nearly every major statistical record at Southern Miss University after beginning his career as a walk-on.
- Joined the Broncos as a free agent on Sept. 3, 2016.
- Entered the NFL with St. Louis as a college free agent on May 8, 2012.

**CAREER TRANSACTIONS:** Signed by St. Louis as a college free agent 5/8/12; Waived by St. Louis 8/31/13; Signed by Miami (practice squad) 9/10/13; Waived by Miami 9/17/13; Signed by St. Louis 10/23/13; Released by St. Louis 9/5/15; Signed by Cleveland 9/7/15; Released by Cleveland 8/29/16; Signed by Denver 9/3/16.



**2016:** Davis competed with Cleveland in training camp and the preseason before being signed by Denver on Sept. 3... Was inactive vs. Car. (9/8), vs. Ind. (9/18), at Cin. (9/25) and at T.B. (10/2)... Was active, but did not play vs. Atl. (10/9)... Was inactive at S.D. (10/13), vs. Hou. (10/24), vs. S.D. (10/30), at Oak. (11/6), at N.O. (11/13) and vs. K.C. (11/27)... Was active, but did not play at Jac. (12/4)... Was inactive at Ten. (12/11).

**2015:** Davis appeared in three games (2 starts) with Cleveland, completing 56-of-94 passes (59.6 pct.) for 547 yards with one touchdown and three interceptions... Was active, but did not play in seven contests.

**2014:** Davis saw action in 10 games (8 starts) and completed 180-of-284 passes (63.4 pct.) for 2,001 yards with 12 touchdowns and nine interceptions (85.1 rtg.)... Went 3-5 in his eight starts while opening games 2-9... Made his first career start at T.B. (9/14)... Threw three touchdowns in consecutive weeks vs. Dal. (9/21) and at Phil (10/5).

**2013:** Davis spent training camp with the Rams before being signed to the Dolphins' practice squad... Signed with the Rams after Week 8 and was active for nine games.

**2012:** Davis, who entered the NFL as a college free agent with St. Louis on May 8, spent the entire season on the active roster.

**COLLEGE:** Davis passed Pro Football Hall of Fame QB Brett Favre in nearly every major statistical record in Southern Mississippi University history... Finished his collegiate career 933-of-1,527 passing (61.1 pct.) for 10,898 yards with 83 touchdowns and 27 interceptions in addition to rushing 460 times for 1,375 yards (3.0 avg.) with 25 touchdowns.

Led Southern Miss to 12 wins and a Conference USA championship as a senior... Passed Brett Favre in nearly every major statistical record in school history, including a school record 3,331 yards in 2011... Named the 2011 Burlsworth Trophy winner as the nation's top former walk-on... Earned All-Conference USA second team honors as a sophomore and junior... Earned a degree in business administration.

**PERSONAL:** Davis attended West Lauderdale School in Collinsville, Miss., where he threw for 1,100 yards passing with 15 touchdowns in addition to rushing for 600 yards with six touchdowns as a senior... Received all-area honors and participated in the Mississippi/Alabama All-Star game... Also named all-state in baseball... Drafted by the Boston Red Sox in the 2012 MLB Draft in the 31st round... Brother, Bo, played for the San Diego Padres... Austin Davis was born on June 2, 1989.



## DAVIS' REGULAR SEASON RECORD

Year	Club	G	S	Att.	Comp.	Pct.	PASSING		TD	%	Int.	%	LG	Sack/Yds.	Rtg.
							Yds.	Yds./Att.							
2012	St. Louis	0	0	0	0	—	0	—	0	—	0	—	0	0.0	—
2013	St. Louis	0	0	0	0	—	0	—	0	—	0	—	0	0.0	—
2014	St. Louis	10	8	284	180	63.4	2,001	7.0	12	4.2	9	3.2	59t	29/179	85.1
2015	Cleveland	3	2	94	56	59.6	547	5.8	1	1.1	3	3.2	42t	11/96	66.2
2016	Denver	0	0	0	0	—	0	—	0	—	0	—	0	0.0	—
<b>CAREER TOTALS</b>		<b>13</b>	<b>10</b>	<b>378</b>	<b>236</b>	<b>62.4</b>	<b>2,548</b>	<b>6.7</b>	<b>13</b>	<b>3.4</b>	<b>12</b>	<b>3.2</b>	<b>59t</b>	<b>40/275</b>	<b>80.4</b>

Year	Club	Att.	Yds.	Avg.	LG	TD	RUSHING		TD	TDr	SCORING		2pt	Pts.
							Yds.	Yds./Att.			TDp	TDrt		
2012	St. Louis	0	0	—	—	0	0	0	0	0	0	0	0	0
2013	St. Louis	0	0	—	—	0	0	0	0	0	0	0	0	0
2014	St. Louis	16	36	2.3	12	0	12	0	12	0	12	0	0	72
2015	Cleveland	7	33	4.7	17	0	1	0	1	0	1	0	0	6
2016	Denver	0	0	—	—	0	0	0	0	0	0	0	0	0
<b>CAREER TOTALS</b>		<b>23</b>	<b>69</b>	<b>3.0</b>	<b>17</b>	<b>0</b>	<b>13</b>	<b>0</b>	<b>13</b>	<b>0</b>	<b>13</b>	<b>0</b>	<b>0</b>	<b>78</b>

**ADDITIONAL STATISTICS:** Fumble recoveries — 2014 (2), TOTAL (2).

## DAVIS' SINGLE GAME HIGHS

(Postseason in parentheses)

**Pass attempts** — 49 at Philadelphia, 10/5/14. **Pass completions** — 30 vs. Dallas, 9/21/14. **Longest pass completion** — 59t at Arizona, 11/9/14. **Touchdown passes** — 3, twice, last at Philadelphia, 10/5/14.

## AUSTIN DAVIS' 2016 GAME-BY-GAME

(Victories asterisked)

2016 DENVER (8-5)		PASSING										RUSHING				
Opponent	P/S	Att.	Comp.	Yds.	Pct.	TD	INT	LG	S/Yds.	Rtg.		Att.	Yds.	Avg.	LG	TD
GAMES 1-4							INACTIVE									
vs. Atl. (10/9)							DNP									
GAMES 6-11							INACTIVE									
at Jac. (12/4)*							DNP									
at Ten. (12/11)							INACTIVE									
<b>Season Totals</b>	<b>0/0</b>	<b>0</b>	<b>0</b>	<b>0</b>	<b>0</b>	<b>—</b>	<b>0</b>	<b>0</b>	<b>0.0</b>	<b>—</b>		<b>0</b>	<b>0</b>	<b>—</b>	<b>—</b>	<b>0</b>



**TODD DAVIS****51****INSIDE LINEBACKER****6-1 • 230 • 3RD YR. • SACRAMENTO STATE****BORN:** May 17, 1992, in Palmdale, Calif.**HIGH SCHOOL:** Paraclete High School, Lancaster, Calif.**ACQUIRED:** Waivers (New Orleans), 2014**NFL YEAR:** 3rd • **YEAR WITH BRONCOS:** 3rd**NFL GAMES PLAYED/STARTED:** 38/17 • **POSTSEASON GP/GS:** 4/0**DAVIS AT A GLANCE:**

- A third-year linebacker who has seen action in a combined 38 regular-season games (17 starts) and four postseason contests with New Orleans (2014) and Denver (2014-16).
- Recorded 97 tackles (65 solo), 0.5 sacks (2.5 yds.), five passes defended, two fumble recoveries and 12 special-teams stops in his first three NFL seasons.
- Posted 14 tackles (11 solo) and seven special-teams stops for Denver in 2015.
- Totaled 17 tackles (9 solo), two passes defended and five special-teams tackles—all with Denver—in six games (2 starts) in 2014.
- Played 45 games for Sacramento State University and finished his collegiate career with 351 tackles (157 solo), 9.5 sacks (68 yds.), three interceptions (35 yds.), six passes defended and one blocked kick.
- Left Sacramento State ranked second in school history with 351 tackles (157 solo).
- Assigned to the Broncos via waivers from New Orleans on Nov. 13, 2014.
- Entered the NFL with New Orleans as a college free agent on June 23, 2014.

**CAREER TRANSACTIONS:** Signed by New Orleans as a college free agent 6/23/14; Waived by New Orleans 8/30/14; Signed by New Orleans (practice squad) 9/1/14; Waived by New Orleans 9/4/14; Signed by New Orleans (practice squad) 9/18/14; Signed by New Orleans (active roster) 10/18/14; Waived by New Orleans 10/20/14; Signed by New Orleans (practice squad) 10/22/14; Signed by New Orleans (active roster) 10/29/14; Waived by New Orleans 11/12/14; Claimed off waivers by Denver 11/13/14.



**2016:** Davis led the team with seven tackles (6 solo) and added 0.5 sacks (2.5 yds.) vs. Car. (9/8)... Notched five tackles (3 solo) vs. Ind. (9/18)... Recorded five solo tackles at Cin. (9/25)... Totaled three tackles (2 solo) and one pass defended at T.B. (10/2)... Tallied seven tackles (5 solo) vs. Atl. (10/9)... Registered four tackles (1 solo) at S.D. (10/13)... Posted four tackles (2 solo) and recovered a fumble vs. Hou. (10/24)... Finished with a career-high eight tackles (3 solo) and one pass defended vs. S.D. (10/30)... Notched four solo tackles at Oak. (11/6)... Tied for the team lead with six tackles (5 solo) at N.O. (11/13)... Recorded four tackles (2 solo) vs. K.C. (11/27)... Posted four solo tackles at Jac. (12/4)... Registered six tackles (4 solo) before leaving the game with an injury at Ten. (12/11).

**2015:** Davis appeared in all 16 regular-season games (2 starts) and all three of Denver's postseason contests, finishing with 14 tackles (11 solo) and seven special-teams stops... Recovered a fumble and a tackle on special teams at K.C. (9/17)... Led the team with a career-best three special-teams stops at Cle. (10/18)... Started and made four solo tackles vs. Oak. (12/13)... Played in Denver's AFC Divisional Playoff Game vs. Pit. (1/17), in Denver's AFC Championship Game vs. N.E. (1/24) and Denver's Super Bowl 50 victory vs. Car. (2/7).

**2014:** Davis, who entered the NFL with New Orleans as a college free agent, appeared in a combined nine regular-season games (2 starts) for the Saints and Broncos... Played three games for the Saints and recorded three special-teams stops... Waived by New Orleans on Nov. 12 and was claimed by Denver on Nov. 13... Saw action in six contests (2 starts) with the Broncos, totaling 17 tackles (9 solo), two passes defended and two special-teams stops... Made his Broncos debut vs. Mia. (11/23), playing 15 special-teams snaps and tallying a special-teams tackle... Recorded his first career defensive tackle at S.D. (12/14) and finished the game with four total stops (1 solo)... Made his first career start at middle linebacker on *Monday Night Football* at Cin. (12/22) and finished with a career-high seven tackles (3 solo)... Led the team with six tackles (5 solo) and recorded his first pass defended vs. Oak. (12/28).

**COLLEGE:** Davis played 45 games at Sacramento State University and finished his collegiate career ranked second in school history with 351 tackles (157 solo) in addition to totaling 9.5 sacks (68 yds.), four forced fumbles, one fumble recovery, three interceptions (35 yds.), six passes defended and one blocked kick... Appeared in 12 games as a senior and tallied a team-leading 131 tackles (54 solo), five sacks (36 yds.), two forced fumbles, two interceptions (34 yds.), four passes defended and one blocked kick... Named a first-team All-Big Sky Conference selection and second-team All-America choice by *The Sports Network* following his senior year... Named second-team All-Big Sky and the team's defensive MVP as a junior.



**PERSONAL:** Davis attended Paraclete High School in Lancaster, Calif., where he recorded 119 tackles and three sacks as a senior to earn first-team all-state honors.... Todd Davis was born on May 17, 1992, in Palmdale, Calif.

DAVIS' REGULAR SEASON RECORD

Year	Club	G	S	UT	A	TT	S-Yds.	I-Yds.	PD	FF	FR	TD-Int.	TD-FR	S	Pts.
2014	N.O./Den.	9	2	9	8	17	0-0	0-0	2	0	0	0	0	0	0
2015	Denver	16	2	11	3	14	0-0	0-0	0	0	0	0	0	0	0
2016	Denver	13	13	45	21	66	0.5-2.5	0-0	2	0	1	0	0	0	0
<b>CAREER TOTALS</b>		<b>38</b>	<b>17</b>	<b>65</b>	<b>32</b>	<b>97</b>	<b>0.5-2.5</b>	<b>0-0</b>	<b>4</b>	<b>0</b>	<b>1</b>	<b>0</b>	<b>0</b>	<b>0</b>	<b>0</b>

**ADDITIONAL STATISTICS:** *Special-teams tackles — 2014 (5), 2015 (7), TOTAL (12). Special-teams FR — 2015 (1), TOTAL (1).*

DAVIS' POSTSEASON RECORD

Year	Club	G	S	UT	A	TT	S-Yds.	I-Yds.	PD	FF	FR	TD-Int.	TD-FR	S	Pts.
2014	Denver	1	0	3	3	6	0-0	0-0	0	0	0	0	0	0	0
2015	Denver	3	0	0	0	0	0-0	0-0	0	0	0	0	0	0	0
<b>CAREER TOTALS</b>		<b>4</b>	<b>0</b>	<b>3</b>	<b>3</b>	<b>6</b>	<b>0-0</b>	<b>0-0</b>	<b>0</b>	<b>0</b>	<b>0</b>	<b>0</b>	<b>0</b>	<b>0</b>	<b>0</b>

DAVIS' SINGLE GAME HIGHS

*(Postseason in parentheses)*

**Tackles** — 8 vs. San Diego, 10/30/16 (6 vs. Indianapolis, 1/11/15). **Sacks** — 0.5 vs. Carolina, 9/8/16 (none). **Sack yards** — 2.5 vs. Carolina, 9/8/16 (none). **Passes defended** — 2 vs. Oakland, 12/28/14 (none). **Special-teams tackles** — 3 at Cleveland, 10/18/15 (none).

TODD DAVIS' 2016 GAME-BY-GAME

*(Victories asterisked)*

2016 DENVER (8-5)		TACKLES													
Date	Opponent	P/S	UT	A	TT	S-Yds.	I-Yds.	PD	FF	FR					
Sep 8	vs. Carolina*	S	6	1	7	0.5-2.5	0-0	0	0	0					
Sep 18	vs. Indianapolis*	S	3	2	5	0-0	0-0	0	0	0					
Sep 25	at Cincinnati*	S	5	0	5	0-0	0-0	0	0	0					
Oct 2	at Tampa Bay*	S	2	1	3	0-0	0-0	1	0	0					
Oct 9	vs. Atlanta	S	5	2	7	0-0	0-0	0	0	0					
Oct 13	at San Diego	S	1	3	4	0-0	0-0	0	0	0					
Oct 24	vs. Houston*	S	2	2	4	0-0	0-0	0	0	1					
Oct 30	vs. San Diego*	S	3	5	8	0-0	0-0	1	0	0					
Nov 6	at Oakland	S	4	0	4	0-0	0-0	0	0	0					
Nov 13	at New Orleans*	S	5	1	6	0-0	0-0	0	0	0					
Nov 27	vs. Kansas City	S	2	2	4	0-0	0-0	0	0	0					
Dec 4	at Jacksonville*	S	4	0	4	0-0	0-0	0	0	0					
Dec 11	at Tennessee	S	4	2	6	0-0	0-0	0	0	0					
<b>Season Totals</b>			<b>13/13</b>	<b>45</b>	<b>21</b>	<b>66</b>	<b>0.5-2.5</b>	<b>0-0</b>	<b>2</b>	<b>0</b>	<b>1</b>				







A.J. DERBY'S 2016 GAME-BY-GAME

(Victories asterisked)

2016 N.E. (10-2) / DEN. (8-5)		RECEIVING						SCORING	
Date	Opponent	P/S	No.	Yds.	Avg.	LG	TD	2pt.	Pts.
Sep 11	at Arizona*	P	0	0	—	—	0	0	0
Sep 18	vs. Miami*				INACTIVE				
Sep 25	vs. Houston*				INACTIVE				
Oct 2	vs. Buffalo	P	0	0	—	—	0	0	0
Oct 9	at Cleveland*	P	0	0	—	—	0	0	0
Oct 16	vs. Cincinnati*	P	0	0	—	—	0	0	0
Oct 23	at Pittsburgh*								
ACQUIRED BY DENVER FROM NEW ENGLAND ON OCT. 25									
Oct 30	vs. San Diego*				INACTIVE				
Nov 6	at Oakland	S	0	0	—	—	0	0	0
Nov 13	at New Orleans*	P	2	22	11.0	12	0	0	0
Nov 27	vs. Kansas City	P	4	43	10.8	13	0	0	0
Dec 4	at Jacksonville*	S	1	3	3.0	3	0	0	0
Dec 11	at Tennessee	S	5	57	11.4	17	0	0	0
Season Totals		9/3	12	125	10.4	17	0	0	0





# RILEY DIXON

9

## PUNTER



6-4 • 221 • SYRACUSE

BORN: Aug. 24, 1993, in Oneida, N.Y.

HIGH SCHOOL: Christian Brother Academy, Syracuse, N.Y.

ACQUIRED: Draft #7 (228th overall), 2016

NFL YEAR: 1st • YEAR WITH BRONCOS: 1st

NFL GAMES PLAYED/STARTED: 13/0

### DIXON AT A GLANCE:

- A rookie punter who has punted 70 times for 3,193 yards (45.6 avg. / 41.2 net).
- Played 39 games for Syracuse University after joining the team as a walk-on, totaling 218 punts for 9,291 yards (42.9 avg.) with 72 punts inside the 20-yard line.
- Selected by the Broncos in the seventh round (228th overall) of the 2016 NFL Draft.



**2016:** Selected in the seventh round (228th overall) of the 2016 NFL Draft, Dixon punted three times for 140 yards (46.7 avg. / 42.7 net) vs. Car. (9/8)... Punted two times for 98 yards (49.0 avg. / 39.0 net) vs. Ind. (9/18)... Punted five times for 231 yards (46.2 avg. / 41.4 net) at Cin. (9/25)... Punted seven times for 330 yards (47.1 avg. / 41.9 net) with five punts inside the 20-yard line at T.B. (10/2)... Punted six times for 290 yards (48.3 avg. / 43.8 net) with two punts inside the 20-yard line vs. Atl. (10/9)... Punted five times for 221 yards (44.2 avg. / 38.6 net) with two punts inside the 20-yard line at S.D. (10/13)... Punted six times for 255 yards (42.5 avg. / 40.7 net) with two punts inside the 20-yard line vs. Hou. (10/24)... Punted five times for 253 yards (50.6 avg. / 47.8 net), including a 68-yard punt from the end zone with just over two minutes remaining in the game vs. S.D. (10/30)... Punted six times for 267 yards (44.5 avg. / 39.2 net) at Oak. (11/6)... Punted three times for 124 yards (41.3 avg. / 40.0 net) with two punts inside the 20-yard line at N.O. (11/13)... Punted six times for 271 yards (45.2 avg. / 40.5 net) with three punts inside the 20-yard line vs. K.C. (11/27)... Punted 11 times for 506 yards—the fifth most in team history—(46.0 avg. / 40.8 net) with three punts inside the 20-yard line at Jac. (12/4)... Punted five times for 207 yards (41.4 avg. / 38.0 net) with two punts inside the 20-yard line in addition to completing a 16-yard pass at Ten. (12/11)... Became the second Broncos punter ever and first since Chris Noorman (vs. K.C. on 11/16/86) to complete a pass.

**COLLEGE:** Dixon played 39 games for Syracuse University after joining the team as a walk-on, totaling 218 punts for 9,291 yards (42.9 avg.) with 72 punts inside the 20-yard line... Appeared in 12 games in 2015, totaling 65 punts for 2,839 yards (43.7 gross / 41.9 net) while placing 28 kicks inside the 20-yard line (43.1%) in his senior season at Syracuse... Named one of 10 semifinalists for the Ray Guy Award (nation's top punter) and a semifinalist for the William V. Campbell Trophy (most outstanding football scholar-athlete)... Played 12 games as a junior, punting 75 times for 3,182 yards (42.4 avg.) with 23 punts inside the 20-yard line... Earned honorable mention All-ACC recognition and was a Burlsworth Trophy nominee (most outstanding player who began his career as a walk-on)... Completed the eventual game-winning pass (1 yd.) on a fake field goal in double overtime vs. Villanova (8/29/14)... Rushed for 42 yards on a fake punt against Notre Dame (9/27/14)... Saw action in all 13 games in 2013, punting 75 times for 3,161 yards (42.1 avg.)... Booted a school-record 75-yard punt against Clemson (10/5/13)... Rewarded with a scholarship at the end of his redshirt sophomore season.

**HIGH SCHOOL:** Dixon handled punting and kicking duties for Christian Brothers Academy in Syracuse, N.Y.... Named to the 2010 *Post-Standard* All-Central New York First Team... Also lettered in baseball.

**PERSONAL:** Dixon earned his undergraduate degree in accounting and is currently pursuing a master's degree in accounting... Named to Syracuse's Athletic Director Honor Roll in nine consecutive semesters in addition to making the 2013 and 2014 All-ACC Academic teams... Riley Dixon was born on Aug. 24, 1993, in Oneida, N.Y.

### DIXON'S REGULAR SEASON RECORD

Year	Club	G	S	No.	Yds.	Avg.	Net.	TB	In 20	LG	Bik.
2016	Denver	13	0	70	3,193	45.6	41.2	5	22	68	0
<b>CAREER TOTALS</b>		<b>13</b>	<b>0</b>	<b>70</b>	<b>3,193</b>	<b>45.6</b>	<b>41.2</b>	<b>5</b>	<b>22</b>	<b>68</b>	<b>0</b>

**ADDITIONAL STATISTICS:** Completed a 16-yard pass at Tennessee (12/11/17).



**RILEY DIXON'S 2016 GAME-BY-GAME**

*(Victories asterisked)*

2016 DENVER (8-5)				PUNTING										
Date	Opponent	P/S	No.	Yds.	Avg.	Net.	TB	In 20	LG	Blk.	Opp. Ret.	Ret. Yds.		
Sep 8	vs. Carolina*	P	3	140	46.7	42.7	0	0	54	0	2	12		
Sep 18	vs. Indianapolis*	P	2	98	49.0	39.0	1	1	53	0	0	0		
Sep 25	at Cincinnati*	P	5	231	46.2	41.4	1	0	53	0	2	4		
Oct 2	at Tampa Bay*	P	7	330	47.1	41.9	0	5	57	0	3	37		
Oct 9	vs. Atlanta	P	6	290	48.3	43.8	1	2	62	0	1	7		
Oct 13	at San Diego	P	5	221	44.2	38.6	0	2	48	0	4	28		
Oct 24	vs. Houston*	P	6	255	42.5	40.7	0	2	49	0	2	11		
Oct 30	vs. San Diego*	P	5	285	50.6	47.8	0	0	68	0	3	14		
Nov 6	at Oakland	P	6	267	44.5	39.2	0	0	59	0	5	32		
Nov 13	at New Orleans*	P	3	124	41.3	40.0	0	2	45	0	2	4		
Nov 27	vs. Kansas City	P	6	271	45.2	40.5	0	3	59	0	2	28		
Dec. 4	at Jacksonville*	P	11	506	46.0	40.8	2	3	58	0	4	17		
Dec. 11	at Tennessee	P	5	207	41.4	38.0	0	2	53	0	1	17		
Season Totals				13/0	70	3,193	45.6	41.2	5	22	68	0	31	220





# LORENZO DOSS

37

## CORNERBACK

5-11 • 187 • 2ND YR. • TULANE

BORN: Nov. 9, 1991, in New Orleans

HIGH SCHOOL: St. Augustine High School, New Orleans

ACQUIRED: Draft #5 (164th overall), 2015

NFL YEAR: 2nd • YEAR WITH BRONCOS: 2nd

NFL GAMES PLAYED/STARTED: 10/0



### DOSS AT A GLANCE:

- A second-year cornerback who appeared in 10 games during his first two seasons with the Broncos (2015-16).
- Started 34-of-37 games played in his three-year career at Tulane University, finishing with 126 tackles (94 solo), 15 interceptions, 35 passes defended, one sack and two fumble recoveries.
- Owns the second most career interceptions (15) in Green Wave history with his 271 interception return yards ranking first in school annals.
- Selected by the Broncos in the fifth round (164th overall) of the 2015 NFL Draft.

**CAREER TRANSACTIONS:** Signed by Denver as a draft choice 5/14/15.



**2016:** Doss was inactive vs. Car. (9/8), vs. Ind. (9/18), at Cin. (9/25) and at T.B. (10/2)... Made his season debut vs. Atl. (10/9)... Was inactive at S.D. (10/13) and vs. Hou. (10/24)... Posted one solo tackle and two passes defended vs. S.D. (10/30)... Made one solo tackle at Oak. (11/6) and at N.O. (11/13)... Was inactive vs. K.C. (11/27), at Jac. (12/4) and at Ten. (12/11).

**2015:** Selected by the Broncos in the fifth round (164th overall) of the 2015 NFL Draft, Doss spent his entire rookie season on the active roster and appeared in six games... Made his NFL debut on special teams at Det. (9/27)... Posted a solo special-teams stop vs. K.C. (11/15)... Inactive for Denver's three postseason contests.

**COLLEGE:** Doss started 34-of-37 games played in his three-year career at Tulane University, finishing with 126 tackles (94 solo), 15 interceptions, 35 passes defended, one sack and two fumble recoveries... Started all 12 games as a junior and earned second-team All-American Athletic Conference and All-Louisiana honors... Recorded 48 tackles (36 solo), three interceptions and 12 passes defended... Named to the Chuck Bednarik Award, Bronko Nagurski Trophy and Walter Camp Player of the Year Preseason Watch Lists... Claimed second-team All-America status in addition to first-team All-Conference USA honors after leading the Green Wave with seven interceptions as a sophomore... Added 34 tackles (25 solo) and 16 passes defended to go along with 185 interception return yards—including two touchdowns... Set a school freshman record with five interceptions.

**PERSONAL:** Doss helped lead St. Augustine High School in New Orleans to a pair of state playoff appearances, including a district title, as a senior... Named an honorable mention 4A all-state selection and a first-team All-District 10-4A pick as a senior after catching 15 passes for 330 yards (22.0 avg.)... Selected to represent Orleans Parish in the 2011 Lake Pontchartrain All-Star Classic... Lettered four years in baseball and twice in track and field... Majored in public relations at Tulane... His brother, Lee, played football at Southern University... Lorenzo Doss was born on April 22, 1994, in New Orleans.

### DOSS' REGULAR SEASON RECORD

Year	Club	G	S	UT	A	TT	S-Yds.	I-Yds.	PD	FF	FR	TD-Int.	TD-FR	S	Pts.
2015	Denver	6	0	0	0	0	0-0	0-0	0	0	0	0	0	0	0
2016	Denver	4	0	3	0	3	0-0	0-0	2	0	0	0	0	0	0
<b>CAREER TOTALS</b>		<b>10</b>	<b>0</b>	<b>3</b>	<b>0</b>	<b>3</b>	<b>0-0</b>	<b>0-0</b>	<b>2</b>	<b>0</b>	<b>0</b>	<b>0</b>	<b>0</b>	<b>0</b>	<b>0</b>

**ADDITIONAL STATISTICS:** Special-teams tackles — 2015 (1), TOTAL (1).



LORENZO DOSS' 2016 GAME-BY-GAME

(Victories asterisked)

2016 DENVER (8-5)		TACKLES								
Date	Opponent	P/S	UT	A	TT	S-Yds.	I-Yds.	PD	FF	FR
GAMES 1-4				INACTIVE						
Oct 9	vs. Atlanta	P	0	0	0	0-0	0-0	0	0	0
Oct 13	at San Diego			INACTIVE						
Oct 24	vs. Houston*			INACTIVE						
Oct 30	vs. San Diego*	P	1	0	1	0-0	0-0	2	0	0
Nov 6	at Oakland	P	1	0	1	0-0	0-0	0	0	0
Nov 13	at New Orleans*	P	1	0	1	0-0	0-0	0	0	0
Nov 27	vs. Kansas City			INACTIVE						
Dec 4	at Jacksonville*			INACTIVE						
Dec 11	at Tennessee			INACTIVE						
Season Totals		4/0	3	0	3	0-0	0-0	2	0	0





# JAMES FERENTZ

53

CENTER



6-2 • 285 • 2ND Yr. • IOWA

BORN: June 5, 1989, in Iowa City, Iowa

HIGH SCHOOL: Iowa City (Iowa) High School

ACQUIRED: Waivers (Houston), 2015

NFL YEAR: 2nd • YEAR WITH BRONCOS: 2nd

NFL GAMES PLAYED/STARTED: 19/0 • POSTSEASON GP/GS: 1/0

## FERENTZ AT A GLANCE:

- A second-year center who appeared in 19 games and one postseason contest with Denver (2015-16) after spending his rookie season in 2014 competing on Houston's practice squad.
- Started 38 consecutive games during his last three seasons at the University of Iowa (2010-12), earning second-team All-Big Ten honors following his senior campaign.
- Assigned to the Broncos via waivers from Houston on Aug. 6, 2015.
- Entered the NFL with Houston as a college free agent on May 16, 2014.

**CAREER TRANSACTIONS:** Signed by Houston as a college free agent 5/16/14; Waived by Houston 8/30/14; Signed by Houston (practice squad) 9/1/14; Waived by Houston 9/5/15; Claimed off waivers by Denver 9/6/15.



**2016:** Ferentz was active but did not play vs. Car. (9/8)... Played special teams vs. Ind. (9/18)... Was active but did not play at Cin. (9/25), at T.B. (10/2), vs. Atl. (10/9) and at S.D. (10/13)... Saw action on offense vs. Hou. (10/24) and vs. S.D. (10/30)... Active, but did not play at Oak. (11/6), at N.O. (11/13) and at vs. K.C. (11/27)... Saw action at Jac. (12/4) and at Ten. (12/11).

**2015:** Ferentz saw action on offense and special teams in 14 regular-season games and one postseason contest during his first season with Denver... Contributed in short-yardage situations, lining up at fullback and as an extra lineman... Made his NFL debut vs. Bal. (9/13)... Played his first career offensive snaps and saw action on special teams vs. Min. (10/4)... Was active, but did not play in Denver's AFC Divisional Playoff Game vs. Pit. (1/17)... Made his postseason debut in Denver's AFC Championship Game vs. N.E. (1/24)... Active, but did not play in Denver's Super Bowl 50 victory vs. Car. (2/7).

**2014:** Ferentz, who entered the NFL with Houston as a college free agent on May 16, spent his entire rookie season competing on the club's practice squad.

**COLLEGE:** Ferentz started 38-of-39 games played at the University of Iowa, opening 38 consecutive games during his last three seasons (2010-12)... Named to the Rimington Trophy (nation's top center) preseason watch list prior to his junior and senior seasons... Chosen as a second team All-Big Ten Conference selection by league coaches following his senior campaign... Opened all 13 games and was named honorable-mention All-Big Ten as a junior... Invited to compete in the East-West Shrine Game following the 2012 season.

**PERSONAL:** Ferentz was named first-team all-state as a junior and senior at Iowa City (Iowa) High School, where he helped his team advance to the state playoffs three consecutive years... Lettered four times in wrestling... His father, Kirk, is the University of Iowa's head football coach and his brother, Brian, is the offensive line coach for the Hawkeyes... James Ferentz (pronounced FAIR-ins) was born on June 5, 1989, in Iowa City, Iowa.

## FERENTZ'S REGULAR SEASON RECORD

Year	Club	G	S
2014	Houston	PRACTICE SQUAD	
2015	Denver	14	0
2016	Denver	5	0
<b>CAREER TOTALS</b>		<b>19</b>	<b>0</b>

## FERENTZ'S POSTSEASON RECORD

Year	Club	G	S
2015	Denver	1	0
<b>CAREER TOTALS</b>		<b>1</b>	<b>0</b>





## JUSTIN FORSETT

20

### RUNNING BACK

5-8 • 195 • 9TH • CALIFORNIA

BORN: Oct. 14, 1985, in Lakeland, Fla.

HIGH SCHOOL: Grace Preparatory Academy, Arlington, Texas

ACQUIRED: Waivers (Detroit), 2016

NFL YEAR: 9th • YEAR WITH BRONCOS: 1st

NFL GAMES PLAYED/STARTED: 119/34 • POSTSEASON GP/GS: 2/1



### FORSETT AT A GLANCE:

- A ninth-year running back who has appeared in 119 regular-season games (34 starts) and four postseason contests (3 starts) with Indianapolis (2008), Seattle (2008-11), Houston (2012), Jacksonville (2013), Baltimore (2014-16) and Detroit (2016).
- Rushed 783 times for 3,762 yards (4.8 avg.) with 18 touchdowns and 206 receptions for 1,335 yards (6.5 avg.) with one score in his first nine years in the league.
- Started three games for the Ravens in 2016 before playing in two games for the Lions.
- Enjoyed the best season of his career in 2014 with Baltimore when Head Coach Gary Kubiak was the Ravens' offensive coordinator, starting 14-of-16 games and rushing for a career-best 1,266 yards on 235 carries (5.4 avg.) with eight touchdowns.
- Earned his first career Pro Bowl nod following the 2014 season.
- Named AFC Offensive Player of the Week on two occasions (Week 12, 2014; Week 10, 2014)
- Played 49 games (18 starts) at the University of California, where he finished his collegiate career ranked third in school history with 3,220 rushing yards on 567 carries (5.7 avg.) with 26 touchdowns.
- Earned first-team All-Pac-10 honors as a senior after totaling 1,546 rushing yards and 15 touchdowns on 305 carries (5.1 avg.).
- Assigned to the Broncos via waivers from Detroit on Dec. 5, 2016.
- Selected by Seattle in the seventh round (233rd overall) of the 2008 NFL Draft.

### 20's TROPHY CASE

Pro Bowls (1) ..... 2014

**CAREER TRANSACTIONS:** Signed by Seattle a draft choice 6/19/08; Waived by Seattle 9/9/18; Claimed off waivers by Indianapolis 9/11/08; Waived by Indianapolis 10/7/08; Signed by Seattle (practice squad) 10/9/08; Signed by Seattle (active roster) 10/14/08; Signed by Houston as an unrestricted agent 6/4/12; Signed by Jacksonville as an unrestricted free agent 3/15/13; Released by Jacksonville 3/11/14; Signed by Baltimore 4/4/14; Released by Baltimore 9/3/16; Signed by Baltimore 9/5/16; Released by Baltimore 10/4/16; Signed by Detroit 10/11/16; Released by Detroit 12/3/16; Claimed off waivers by Denver 12/5/16.



**2016:** Forsett appeared in five games (3 starts) with Baltimore (3) and Detroit (2) before being claimed by Denver off waivers on Dec. 5... Opened the first three games of the season with Baltimore before being inactive for one game, totaling 31 carries for 98 yards (3.2 avg.) with 11 catches for 36 yards (3.3 avg.)... Appeared in two with games with Detroit before being inactive for four contests... Rushed 13 times for 38 yards (2.9 avg.) and added two catches for 15 yards (7.5 avg.)... Made his Broncos debut at Ten. (12/11), finishing with six carries for 17 yards (2.8 avg.) and three catches for 18 yards (6.0 avg.).

**2015:** Forsett started all 10 games for Baltimore before placed on injured reserve with an arm injury... Finished the season with 151 rushes for 641 yards (4.2 avg.) with two touchdowns in addition to catching 31 passes for 263 yards (4.0 avg.).

**2014:** Forsett enjoyed his best season as a pro with Baltimore, Earned his first-career Pro Bowl honor after establishing career highs in all categories... Carried the ball 235 times for 1,266 yards—fifth in the NFL—for a 5.4 average with eight touchdowns... Added 44 receptions for 263 yards (6.0 avg.) for an offense that established franchise single-season records in yards (5,838) and points scored (409)... Finished 10th in the NFL with 1,529 scrimmage yards and led the NFL with 17 runs of 20-plus yards, also setting a franchise record... Led the team with 40 rushing attempts for 169 yards (4.2 avg.) and had three receptions for 24 yards (8.0 avg.) with one touchdown in two playoff games... Finished the season with five 100-yard rushing games (5 regular season; 1 postseason)... Delivered a career-best 182 rushing yards on 22 carries (8.3 avg.) with two touchdowns at N.O. (11/24)... Recorded his best postseason games, topping the 100-yard mark (24-129-0) in the AFC Divisional Game at N.E. (1/10/15).

**2013:** Forsett saw action in nine games for Jacksonville, recording six rushes for 31 yards (5.2 avg.) and 15 receptions for 82 yards (5.5 avg.).



**2012:** Forsett played all 16 games for Houston, carrying the ball 63 times for 374 yards (5.9 avg.) with one touchdown while catching three passes for 38 yards (12.7 avg.)... Recorded a career-best four special-team tackles... Scored on a career-long 81-yard run at Det. (11/22).

**2011:** Forsett saw action in all 16 games for Seattle, rushing 46 times for 145 yards (3.2 avg.) with one touchdown in addition to catching 23 passes for 128 yards (5.6 avg.).

**2010:** Forsett played all 16 games (5 starts) for Seattle, registering 118 rushes for 523 yards (4.4 avg.) with two touchdowns in addition to catching 33 passes for 252 yards (7.6 avg.)... Made his postseason debut, carrying eight times for 29 yards (3.6 avg.) while catching five passes for 37 yards (7.4 avg.).

**2009:** Forsett appeared in all 16 games (2 starts) with Seattle, carrying 114 times for 619 yards (5.4 avg.) with four touchdowns in addition to catching 41 passes for a career-best 350 yards (8.5 avg.) with one touchdown... Contributed in the return game, returning 18 kickoffs for a career-high 432 yards (24.0 avg.) and 16 punts for 92 yards (5.8 avg.)... Recorded a pair of 100-yard games at Ari. (17-123-1TD) and at Stl. (22-130-2TD) in the month of November... Had his best game receiver at Min. (11/22), catching eight passes for 80 yards (10.0 avg.) with a career-long 47-yard catch.

**2008:** Selected by Seattle in the seventh round (233rd overall) of the 2008 NFL Draft, Forsett appeared in 14 games with Indianapolis (3) and Seattle (11)... Registered career highs in punt returns (27) and punt return yards (263) in addition to recording 18 kickoff returns for 422 yards (23.4 avg.)... Competed in training camp with Seattle before being waived before the start of the season and playing the first three games of the season with the Colts... Waived by Indianapolis and spent one week on Seattle's practice squad before being elevated to the team's active roster... Played the final 11 games of the season with Seattle, primarily seeing action on special teams.

**COLLEGE:** Forsett saw action in 49 games (18 starts) at the University of California, where he finished his career ranked third in school history with 3,220 rushing yards on 567 carries (5.7 avg.) and fourth with 26 rushing touchdowns... Added 41 catches for 386 yards (9.4 avg.) and 1 touchdown while contributing 162 yards on 10 kickoffs (16.2 avg.)... Rushed 305 times for 1,546 yards and a PAC-10-leading 15 touchdowns as a senior, earning All-PAC-10 first-team honors.

**PERSONAL:** Forsett led Grace Prep Academy in Arlington, Texas, to back-to-back state championships in the Texas private school division, scoring 63 touchdowns and rushing for nearly 5,000 yards as a junior and senior... Earned 4A first-team All-State, Most Valuable Player and Texas All-Star Game MVP honors as a senior... Spent his freshman and sophomore years at Mulberry (Fla.) High School before his family moved to Texas... Justin Forsett was born on Oct. 14, 1985, in Lakeland, Fla.

## FORSETT'S REGULAR SEASON RECORD

Year	Club	G	S	RUSHING				RECEIVING				SCORING			
				No.	Yds.	Avg.	LG	TD	No.	Yds.	Avg.	LG	TD	TDr	2pt
2008	Ind./Sea.	14	0	0	0	—	—	0	0	0	—	—	0	0	0
2009	Seattle	16	2	114	619	5.4	35	4	41	350	8.5	47	1	5	4
2010	Seattle	16	5	118	523	4.4	32	2	33	252	7.6	21	0	2	2
2011	Seattle	16	0	46	145	3.2	22t	1	23	128	5.6	18	0	1	0
2012	Houston	16	0	63	374	5.9	81t	1	3	38	12.7	18	0	1	1
2013	Jacksonville	9	0	6	31	5.2	10	0	15	82	5.5	14	0	0	0
2014	Baltimore	16	14	235	1266	5.4	52	8	44	263	6.0	26	0	8	8
2015	Baltimore	10	10	151	641	4.2	33	2	31	153	4.9	32	0	2	2
2016	Bal./Det./Den.	6	3	50	153	3.1	11	0	16	69	4.3	11	0	0	0
<b>CAREER TOTALS</b>		<b>119</b>	<b>34</b>	<b>783</b>	<b>3,752</b>	<b>4.8</b>	<b>81t</b>	<b>18</b>	<b>206</b>	<b>1,335</b>	<b>6.5</b>	<b>47</b>	<b>1</b>	<b>19</b>	<b>18</b>

**ADDITIONAL STATISTICS:** Special Teams tackles — 2009 (2), 2011 (1), 2012 (4), TOTAL (7). Punt returns — 2008 (27 for 263 yards, 9.7 avg., 29 LG), 2009 (16 for 92 yards, 5.8 avg., 20 LG), 2010 (3 for 17 yards, 5.7 avg., 12 LG), TOTAL (46 for 372 yards, 8.1 avg., 29 LG). Kick returns — 2008 (18 for 422 yards, 23.4 avg., 32 LG), 2009 (18 for 432 yards, 24.0 avg., 46 LG), 2010 (1 for 8 yards, 8.0 avg., 8 LG), 2011 (1 for 11 yards, 11.0 avg., 11 LG), 2013 (1 for 21 yards, 21.0 avg., 21 LG), TOTAL (39 for 894 yards, 22.9 avg., 46 LG). Miscellaneous tackles — 2009 (1), 2010 (2), 2012 (1), 2014 (2), TOTAL (6). Miscellaneous FR — 2013 (1), 2014 (1), TOTAL (2).

## FORSETT'S POSTSEASON RECORD

Year	Club	G	S	RUSHING				RECEIVING				SCORING			
				No.	Yds.	Avg.	LG	TD	No.	Yds.	Avg.	LG	TD	TDr	2pt
2010	Seattle	2	1	8	29	3.6	8	0	5	37	7.4	16	0	0	0
2014	Baltimore	2	2	40	169	4.2	19	0	3	24	8.0	16t	1	0	0
<b>CAREER TOTALS</b>		<b>4</b>	<b>3</b>	<b>48</b>	<b>169</b>	<b>4.1</b>	<b>19</b>	<b>0</b>	<b>8</b>	<b>61</b>	<b>7.6</b>	<b>16t</b>	<b>1</b>	<b>0</b>	<b>0</b>

## FORSETT'S SINGLE GAME HIGHS

(Postseason in parentheses)

**Rushes** — 27 at Pittsburgh, 10/1/15 (24 at New England, 1/10/15). **Rushing yards** — 182 at New Orleans, 11/24/14 (129 at New England, 1/10/05). **Longest rush** — 81t at Detroit, 11/22/12 (19 at New England, 1/10/15). **Rushing touchdowns** — 2, three times, last at New Orleans (none). **Receptions** — 8 at Minnesota, 11/22/09 (3 at Chicago, 1/16/11). **Receiving yards** — 80 at Minnesota, 11/22/09 (25 at Chicago, 1/16/11). **Longest reception** — 47 at Minnesota, 11/22/09 (16, twice, last at New England, 1/10/15). **Receiving touchdowns** — 1 vs. San Francisco, 12/6/09 (1 at New England, 1/10/15).



*\*denotes win (Forsett's teams are 6-4 when he records 100 or more yards rushing in a game.)*

Date	Opponent	No.	Yds.	Avg.	LG	TD
11/15/09	at Arizona	17	123	7.2	24	1
11/29/09	at St. Louis*	22	130	5.9	26	2
10/12/14	at Tampa Bay*	14	111	7.9	52	0
11/9/14	vs. Tennessee*	20	112	5.6	37	2
11/24/14	at New Orleans*	22	182	8.3	38	2
11/30/14	vs. San Diego	24	106	4.4	23	0
12/28/14	vs. Cleveland*	17	119	7.0	32	0
1/10/15	at New England	24	129	5.4	19	0
10/1/15	at Pittsburgh*	27	150	5.6	33	0
10/11/15	vs. Cleveland	21	121	5.8	22	1

*(Victories asterisked)*

2016 BAL (7-5) / DET (9-4)		DEN (8-5)		RUSHING					RECEIVING					SCORING	
Date	Opponent	P/S	No.	Yds.	Avg.	LG	TD	No.	Yds.	Avg.	LG	TD	2pt.	Pts.	
Sep 11	vs. Buffalo*	S	10	41	4.1		0	2	15	7.5	10	0	0	0	
Sep 18	at Cleveland*	S	14	37	2.6	11	0	3	9	3.0	8	0	0	0	
Sep 25	at Jacksonville*	S	7	20	2.9	7	0	6	12	2.0	5	0	0	0	
Oct 2	vs. Oakland														
INACTIVE															
RELEASED BY BALTIMORE OCT. 4/SIGNED BY DETROIT DEC. 11															
Oct. 16	vs. Los Angeles*	P	5	5	1.0	9	0	0	0	—	—	0	0	0	
Oct. 23	vs. Washington*	P	8	33	4.1	9	0	2	15	7.5	8	0	0	0	
GAMES 8-12															
INACTIVE															
RELEASED BY DETROIT DEC. 2/CLAIMED OFF WAIVERS BY DENVER DEC. 5															
Dec 11	at Tennessee	P	6	17	2.8	9	0	3	18	6.0	11	0	0	0	
Season Totals		6/3	50	153	3.1	11	0	16	69	4.3	11	0	0	0	





# BENNIE FOWLER

16

## WIDE RECEIVER

6-1 • 212 • 2ND Yr. • MICHIGAN STATE

BORN: June 10, 1991, in Bloomfield, Mich.

HIGH SCHOOL: Detroit Country Day School, Beverly Hills, Mich.

ACQUIRED: College Free Agent, 2014

NFL YEAR: 2nd • YEAR WITH BRONCOS: 2nd

NFL GAMES PLAYED/STARTED: 26/1 • POSTSEASON GP/GS: 3/0



### FOWLER AT A GLANCE:

- A second-year wide receiver who has played 26 regular-season games (1 start) and three postseason contests for Denver (2015-16) after spending the entire 2014 season competing on the Broncos' practice squad.
- Posted 16 catches for 203 yards (12.7 avg.) in addition to making five special-teams tackles in 2015.
- Caught quarterback Peyton Manning's final pass attempt—a two-point conversion in the fourth quarter of Super Bowl 50 that gave Denver a 24-10 lead against Carolina.
- Appeared in 44 games (15 starts) during his collegiate career at Michigan State University and recorded 93 catches for 1,341 yards (14.4 avg.) with 11 touchdowns.
- Entered the NFL with Denver as a college free agent on May 10, 2014.

**CAREER TRANSACTIONS:** Signed by Denver as a college free agent 5/10/14; Waived by Denver 8/30/14; Signed by Denver (practice squad) 8/31/14.



**2016:** Fowler was inactive vs. Car. (9/8) and vs. Ind. (9/18)... Made one catch for 13 yards in his season debut at Cin. (9/25)... Saw action at T.B. (10/2)... Caught two passes for 13 yards (6.5 avg.) vs. Atl. (10/9)... Hauled in his first career touchdown catch (5 yds.) and finished with three catches for 22 yards (7.3 avg.) at S.D. (10/13)... Caught one pass for seven yards vs. Hou. (10/24)... Played vs. S.D. (10/30)... Caught one pass for four yards and made one special-teams tackle at Oak. (11/6)... Made one special-teams stop at N.O. (11/13)... Caught a 76-yard fourth quarter touchdown pass and made one special-teams tackle vs. K.C. (11/27)... Was inactive at Jac. (12/4)... Caught one pass for five yards at Ten. (12/11).

**2015:** Fowler appeared in all 16 regular-season games (1 start) and three postseason contests for Denver... Posted 16 catches for 203 yards (12.7 average) and five special-teams tackles... Tallied a special-teams stop in his NFL debut vs. Bal. (9/13)... Forced a fumble on punt coverage and added a special-teams stop at K.C. (9/17)... Made his first NFL catch at Det. (9/27) and finished the game with four receptions for 50 yards (12.5 avg.)... Hauled in a pair of passes for 46 yards (23.0 avg.) with a career-long of 41 yards at Oak. (10/11)... Earned his first NFL start at Pit. (12/20)... Recorded a pair of catches for 35 yards (17.5 avg.) in Denver's AFC Divisional Playoff Game vs. Pit. (1/17)... Saw action on offense and special teams in Denver's AFC Championship Game vs. N.E. (1/24)... Caught a two-point conversion—the last pass of QB Peyton Manning's 18-year career—to increase the Broncos' lead to 24-10 in Denver's Super Bowl 50 victory vs. Car. (2/7).

**2014:** Fowler, who entered the NFL with Denver as a college free agent, spent his entire rookie season on the club's practice squad.

**COLLEGE:** Fowler appeared in 44 games (15 starts) for Michigan State University and recorded 93 catches for 1,341 yards (14.4 avg.) with 11 touchdowns in addition to 16 rushes for 102 yards (6.4 avg.) and one score... Led the team in receiving yards (622) and receiving touchdowns (6) on 36 catches (17.3 avg.) as a senior in 2013 while producing a score or a first down on 26 of his grabs... Paced the Spartans with 524 receiving yards and added four touchdowns on a career-high 41 catches as a junior in 2012.

**PERSONAL:** Fowler attended Detroit Country Day School in Beverly Hills, Mich., where he was named an honorable mention all-state selection by the Associated Press as a senior all-purpose player (1,478 yds., 15 TDs)... Bennie Fowler was born on June 10, 1991, in Bloomfield, Mich.

### FOWLER'S REGULAR SEASON RECORD

Year	Club	RECEIVING							SCORING				
		G	S	No.	Yds.	Avg.	LG	TD	TD	TDr	TDp	TDrt	2pt Pts.
2015	Denver	16	1	16	203	12.7	41	0	0	0	0	0	0
2016	Denver	10	0	10	140	14.0	76t	2	2	0	2	0	12
<b>CAREER TOTALS</b>		<b>26</b>	<b>1</b>	<b>26</b>	<b>343</b>	<b>13.2</b>	<b>76t</b>	<b>2</b>	<b>2</b>	<b>0</b>	<b>2</b>	<b>0</b>	<b>12</b>

**ADDITIONAL STATISTICS:** Special-teams tackles — 2015 (5), 2016 (3), TOTAL (8). Special-teams FF — 2015 (1), TOTAL (1).



FOWLER'S POSTSEASON RECORD

		RECEIVING							SCORING					
Year	Club	G	S	No.	Yds.	Avg.	LG	TD	TD	TDr	TDp	TDrt	2pt	Pts.
2015	Denver	3	0	2	35	17.5	31	0	0	0	0	0	1	2
CAREER TOTALS		3	0	2	35	17.5	31	0	0	0	0	0	1	2

FOWLER'S SINGLE-GAME HIGHS

*(Postseason in parentheses)*

**Receptions** — 4 at Detroit, 9/27/15 (2 vs. Pittsburgh, 1/17/16). **Receiving yards** — 76t vs. Kansas City, 11/27/16 (35 vs. Pittsburgh, 1/17/16). **Receiving touchdowns** — 1, twice, last vs. Kansas City, 11/27/16 (none).

BENNIE FOWLER'S 2016 GAME-BY-GAME

*(Victories asterisked)*

2016 DENVER (8-5)		RECEIVING							SCORING	
Date	Opponent	P/S	No.	Yds.	Avg.	LG	TD		2pt.	Pts.
Sep 8	vs. Carolina*									
Sep 18	vs. Indianapolis*									
Sep 25	at Cincinnati*									
Oct 2	at Tampa Bay*	P	1	13	13.0	13	0		0	0
Oct 9	vs. Atlanta	P	2	13	6.5	7	0		0	0
Oct 13	at San Diego	P	3	22	7.3	10	1		0	6
Oct 24	vs. Houston*	P	1	7	7.0	7	0		0	0
Oct 30	vs. San Diego*	P	0	0	—	—	0		0	0
Nov 6	at Oakland	P	1	4	4.0	4	0		0	0
Nov 13	at New Orleans*	P	0	0	—	—	0		0	0
Nov 27	vs. Kansas City	P	1	76	76.0	76t	1		0	6
Dec 4	at Jacksonville*									
Dec 11	at Tennessee	P	1	5	5.0	5	0		0	0
Season Totals		10/0	10	140	14.0	76t	2		0	12





## THOMAS GAFFORD

45

### LONG SNAPPER

6-2 • 250 • 9TH YR. • HOUSTON

**BORN:** Jan. 29, 1983, in Houston

**HIGH SCHOOL:** Clear Brook High School, Friendswood, Texas

**ACQUIRED:** Free Agent, 2016

**NFL YEAR:** 9th • **YEAR WITH BRONCOS:** 1st

**NFL GAMES PLAYED/STARTED:** 122/0 • **POSTSEASON GP/GS:** 2/0



### GAFFORD AT A GLANCE:

- A ninth-year long snapper who has played 122 career games in addition to two postseason contests with Kansas City (2008-14), Chicago (2015), Oakland (2015) and Denver (2016).
- Snapped in 47 games for the University of Houston, contributing 16 special-teams tackles and two fumble recoveries.
- Joined the Broncos as a free agent on Nov 25, 2016.
- Entered the NFL with Green Bay as a college free agent on Jan. 5, 2006.

**CAREER TRANSACTIONS:** Signed by Green Bay as a college free agent 1/5/06; Waived by Green Bay 8/31/06; Signed by Seattle 1/17/07; Waived by Seattle 6/20/07; Signed by Green Bay 3/5/08; Waived by Green Bay 8/4/08; Signed by Chicago 8/19/08; Waived by Chicago 8/31/08; Signed by Kansas City 10/29/08; Waived by Kansas City 6/19/09; Signed by Kansas City 8/13/09; Signed by Chicago 3/18/15; Released by Chicago 11/28/15; Signed by Oakland 12/15/15; Signed by Denver 11/25/16.



**2016:** Gafford was signed by Denver on Nov. 25... Made his Broncos debut vs. K.C. (11/25)... Snapped at Jac. (12/4)... Made one special-teams tackle at Ten. (12/11).

**2015:** Gafford appeared in 14 games with Chicago and Oakland... Began the season with Chicago and played 11 games before being released on Nov. 28... Signed by Oakland on Dec. 15 and played the final three games of the season.

**2014:** Gafford snapped in all 16 games for the sixth consecutive year with Kansas City.

**2013:** Gafford snapped in all 16 games and posted three special-teams tackles with the Chiefs.

**2012:** Gafford appeared in all 16 games and made on special-teams tackle with Kansas City.

**2011:** Gafford snapped in all 16 games and made three special-teams tackles with Kansas City.

**2010:** Gafford snapped in all 16 games and one postseason contest with the Chiefs... Posted five special-teams stops.

**2009:** Gafford snapped in all 16 games with Kansas City for the first time in his career and made four special-teams tackles.

**2008:** Gafford competed in training camp with Green Bay and Chicago before being signed to Kansas City's active roster... Snapped in nine game for Kansas City.

**2007:** Gafford spent part of the offseason with Seattle before being waived on June 20.

**2006:** Gafford entered the NFL as a college free agent with Green Bay and competed with the team in training camp before being waived prior to the start of the season.

**COLLEGE:** Gafford played in 47 games for the University of Houston... Saw action in all 11 games as a senior in 2004, recording two special teams tackles... Appeared in 13 contests as a junior in 2003, producing nine special teams tackles and one forced fumble .. Saw action in 12 games as a sophomore in 2002, notching five special teams tackles and a fumble recovery... Played in all 11 games as a true freshman in 2001.

**PERSONAL:** Gafford attended Clear Brook High School in Friendswood, Texas, where he earned three varsity letters in football... Played wide receiver, quarterback, tight end and strong safety in high school... Also played baseball... Thomas Gafford was born on Jan. 29, 1983, in Houston.



## GAFFORD'S REGULAR SEASON RECORD

Year	Club	G	S
2008	Kansas City	9	0
2009	Kansas City	16	0
2010	Kansas City	16	0
2011	Kansas City	16	0
2012	Kansas City	16	0
2013	Kansas City	16	0
2014	Kansas City	16	0
2015	Chi./Oak.	14	0
2016	Denver	3	0

**CAREER TOTALS**      **122**      **0**

**ADDITIONAL STATISTICS:** *Special-teams tackles — 2009 (4), 2010 (5), 2011 (3), 2012 (1), 2013 (3), 2014 (1), 2015 (2), 2016 (1), TOTAL (20). Special-teams FR — 2010 (1), TOTAL (1)*

## GAFFORD'S POSTSEASON RECORD

Year	Club	G	S
2010	Kansas City	1	0
2013	Kansas City	1	0
<b>CAREER TOTALS</b>		<b>2</b>	<b>0</b>





## MAX GARCIA

76

GUARD



6-4 • 310 • 2ND YR. • FLORIDA

BORN: Nov. 9, 1991, in Norcross, Ga.

HIGH SCHOOL: Norcross (Ga.) High School

ACQUIRED: Draft #4 (133rd overall), 2015

NFL YEAR: 2nd • YEAR WITH BRONCOS: 2nd

NFL GAMES PLAYED/STARTED: 29/18 • POSTSEASON GP/GS: 3/0

### GARCIA AT A GLANCE:

- A second-year offensive lineman who has seen action at both guard spots in 29 regular-season games (18 starts) and three postseason contests for Denver (2015-16).
- Started 37-of-39 games played at the University of Florida and the University of Maryland, earning starts at left tackle, left guard and center.
- Earned second-team All-Southeastern Conference honors after starting all 13 games at center his redshirt senior season for the Gators and grading out to more than 97 percent in his 757 snaps played.
- Selected by the Broncos in the fourth round (133rd overall) of the 2015 NFL Draft.

**CAREER TRANSACTIONS:** Signed by Denver as a draft choice 5/13/15.



**2016:** Garcia started at left guard vs. Car. (9/8), vs. Ind. (9/18), at Cin. (9/25), at T.B. (10/2), vs. Atl. (10/9), S.D. (10/13), vs. Hou. (10/24), vs. S.D. (10/3), at Oak. (11/6), at N.O. (11/13), vs. K.C. (11/27), at Jac. (12/4) and at Ten. (12/11).

**2015:** Selected by the Broncos in the fourth round (133rd overall) of the 2015 NFL Draft, Garcia appeared in all 16 regular-season games (5 starts) and all three postseason contests, seeing action at both guard spots... Made his NFL debut vs. Bal. (9/13)... Made his first start at left guard vs. N.E. (11/29), seeing action in all 79 offensive snaps at both guard spots.

**COLLEGE:** Garcia started 37-of-39 games played at the University of Florida and the University of Maryland, earning starts at left tackle, left guard and center... Voted second-team All-Southeastern Conference as a senior at Florida after starting all 13 games at center for the Gators following an offseason transition from left tackle and left guard... Graded out to more than 97 percent in his 757 snaps played... Was on the Rimington Trophy (nation's top center) watch list... Named SEC Offensive Lineman of the Week on two occasions... Started all 12 games and saw action at both left tackle and left guard in his first year competing with the Gators... Anchored the offensive line after being the only starter to not miss time due to injury... Redshirted in 2012 due to NCAA transfer rules... Started 12 games at left tackle for Maryland in 2011.

**PERSONAL:** Garcia was named honorable mention Class 5A All-Georgia his senior year at Norcross (Ga.) High School... Competed in the shot put and discus events... Traveled to Australia in the summer of 2009 to compete in World Track meet... Majored in Family, Youth and Community Sciences at Florida... Played in the 2015 Senior Bowl and Medal of Honor Bowl following his collegiate career... Max Garcia was born on Nov. 9, 1991, in Norcross, Ga.

### GARCIA'S REGULAR SEASON RECORD

Year	Club	G	S
2015	Denver	16	5
2016	Denver	13	13
<b>CAREER TOTALS</b>		<b>29</b>	<b>18</b>

**ADDITIONAL STATISTICS:** Miscellaneous tackles — 2015 (3), 2016 (3), TOTAL (6). Miscellaneous FR — 2015 (2), TOTAL (2).

### GARCIA'S POSTSEASON RECORD

Year	Club	G	S
2015	Denver	3	0
<b>CAREER TOTALS</b>		<b>3</b>	<b>0</b>





## QUENTIN GAUSE

49

### INSIDE LINEBACKER

6-0 • 243 • R • **RUTGERS**

**BORN:** Oct. 30, 1992, in Rochester, N.Y.

**HIGH SCHOOL:** Bishop Kearney High School, New York

**ACQUIRED:** Free Agent, 2016

**NFL YEAR:** 1st • **YEAR WITH BRONCOS:** 1st

**NFL GAMES PLAYED/STARTED:** 1/0



### GAUSE AT A GLANCE:

- A rookie linebacker who spent time competing on practice squads with Philadelphia, New England and Denver in 2016.
- Started 24-of-50 games for Rutgers University, earning All-Big Ten honorable-mention honors as a senior.
- Joined Denver as a practice squad signee on Oct. 19, 2016.
- Entered the NFL with Philadelphia as a college free agent on May 5, 2016.

**CAREER TRANSACTIONS:** Signed by Philadelphia as a college free agent 5/5/16; Waived by Philadelphia 9/3/16; Signed by Philadelphia (practice squad) 9/5/16; Waived by Philadelphia 9/6/16; Signed by New England (practice squad) 9/7/16; Waived by New England 10/5/16; Signed by Denver (practice squad) 10/19/16; Signed by Denver (active roster) 12/10/16.



**2016:** Gause entered the NFL with Philadelphia as a college free agent on May 5 and spent time competing on practice squads with Philadelphia, New England and Denver... Signed to Denver's active roster on Dec. 10 and made his NFL debut the following day against Ten. (12/11).

**COLLEGE:** Gause appeared in 50 games (24 starts) for Rutgers University, earning All Big-Ten honorable-mention honors as a redshirt senior... Opened all 12 games as a captain in his final collegiate season, finishing with 96 tackles and 12 tackles for loss... Appeared in 13 games (11 starts) as a redshirt junior, totaling 72 tackles and seven tackles for loss... Played 13 games (1 start) as a redshirt sophomore and recorded 53 tackles and 8.5 tackles for loss.

**PERSONAL:** Gause was a four-year starter at Bishop Kearney High School in New York, where he played both running back and linebacker... Totaled 124 tackles on defense, including four forced fumbles, three fumble recoveries and two interceptions while adding 1,611 rushing yard as a senior... Last name is pronounced GAUZE... Quentin Gause was born on Oct. 30, 1992, in Rochester, New York.

### GAUSE'S REGULAR SEASON RECORD

Year	Club	G	S	UT	A	TT	S-Yds.	I-Yds.	PD	FF	FR	TD-Int.	TD-FR	S	Pts.
2016	Denver	1	0	0	0	0	0-0	0-0	0	0	0	0	0	0	0
<b>CAREER TOTALS</b>		<b>1</b>	<b>0</b>	<b>0</b>	<b>0</b>	<b>0</b>	<b>0-0</b>	<b>0-0</b>	<b>0</b>	<b>0</b>	<b>0</b>	<b>0</b>	<b>0</b>	<b>0</b>	<b>0</b>

### QUENTIN GAUSE'S 2016 GAME-BY-GAME

(Victories asterisked)

2016 DENVER (8-5)		TACKLES								
Date	Opponent	P/S	UT	A	TT	S-Yds.	I-Yds.	PD	FF	FR
SIGNED BY PHILADELPHIA (PRACTICE SQUAD) SEPT. 5										
WAIVED BY PHILADELPHIA SEPT. 6/SIGNED BY NEW ENGLAND (PRACTICE SQUAD) SEPT. 7										
WAIVED BY NEW ENGLAND OCT. 5/SIGNED BY DENVER (PRACTICE SQUAD) OCT. 19										
SIGNED BY DENVER (ACTIVE ROSTER) DEC. 10										
Dec 11	at Tennessee	P	0	0	0	0-0	0-0	0	0	0
Season Totals		1/0	0	0	0	0-0	0-0	0	0	0





# ADAM GOTSIS

99

## DEFENSIVE END

6-4 • 287 • GEORGIA TECH

**BORN:** Sept. 23, 1992, in Melbourne, Victoria, Australia

**HIGH SCHOOL:** Kew High School, Abbotsford, Victoria, Australia

**ACQUIRED:** Draft #2 (63rd overall), 2016

**NFL YEAR:** 1st • **YEAR WITH BRONCOS:** 1st

NFL GAMES PLAYED/STARTED: 13/0



### GOTSIS AT A GLANCE:

- A rookie defensive end who appeared in 48 games (37 starts) at Georgia Tech, totaling 110 tackles (69 solo), 12.5 sacks (75 yds.), two interceptions (2 yds.), two fumble recoveries and four blocked kicks.
- Competed in Australian Rules Football for eight years before playing American Rules Football for the Monash Warriors in Melbourne, Victoria, Australia.
- Became the highest-drafted Australian-born player in NFL history and the first Australian-born player to be drafted by the Broncos.
- Selected by the Broncos in the second round (63rd overall) of the 2016 NFL Draft.



**2016:** Selected by the Broncos in the second round (63rd overall) of the 2016 NFL Draft, Gotsis made his NFL debut vs. Car. (9/8)... Saw action on defense vs. Ind. (9/18)... Contributed on two tackles at Cin. (9/25)... Assisted on one tackle at T.B. (10/2)... Played vs. Atl. (10/9) and at S.D. (10/13)... Recorded one quarterback hit vs. Hou. (10/24)... Assisted on one tackle vs. S.D. (10/30), at Oak. (11/6) and at N.O. (11/13)... Saw action vs. K.C. (11/27)... Posted two tackles (1 solo) at Jac. (12/4)... Assisted on one tackle at Ten. (12/11).

**COLLEGE:** Gotsis appeared in 48 games (37 starts) at Georgia Tech, totaling 110 tackles (69 solo), 12.5 sacks (75 yds.), two interceptions (2 yds.), two fumble recoveries and four blocked kicks... Opened the first nine games of his senior campaign, finishing the year with 31 tackles (20 solo), five tackles for loss, a team-best three sacks (13 yds.) and two fumble recoveries before a season-ending knee injury... Started all 14 games along the defensive line his junior season, posting 36 tackles (23 solo), three sacks (23 yds.), one interception, three passes defended and two blocked kicks... Named to the All-ACC Second Team by both the media and coaches... Opened all 13 games of his sophomore campaign at nose tackle, recording 38 tackles (23 solo), 5.5 sacks (35 yds.), one interception (2 yds.) and one pass defended in addition to blocking two kicks... Ranked second on team in tackles for loss (14.5) and sacks (5.5)... Tallied five tackles and blocked two kicks vs. Ole Miss in the Music City Bowl (12/30).

**HIGH SCHOOL:** Gotsis attended Kew High School in Abbotsford, Victoria, Australia... Competed in Australian Rules Football for eight years before playing American Rules Football in the Gridiron Victoria (club league with 13 teams across the state of Victoria) for the Monash Warriors in Melbourne... Recorded a team-high 12.5 sacks and earned league MVP honors in 2010.

**PERSONAL:** Gotsis majored in Business Administration at Georgia Tech... Became the highest-drafted Australian-born player in NFL history... Adam Gotsis was born on Sept. 23, 1992, in Melbourne, Victoria, Australia.

## GOTSIS' REGULAR SEASON RECORD

[illegible]



**ADAM GOTSIS' 2016 GAME-BY-GAME**

*(Victories asterisked)*

2016 DENVER (8-5)			TACKLES							
Date	Opponent	P/S	UT	A	TT	S-Yds.	I-Yds.	PD	FF	FR
Sep 8	vs. Carolina*	P	0	0	0	0-0	0-0	0	0	0
Sep 18	vs. Indianapolis*	P	0	0	0	0-0	0-0	0	0	0
Sep 25	at Cincinnati*	P	0	2	2	0-0	0-0	0	0	0
Oct 2	at Tampa Bay*	P	0	1	1	0-0	0-0	0	0	0
Oct 9	vs. Atlanta	P	0	0	0	0-0	0-0	0	0	0
Oct 13	at San Diego	P	0	0	0	0-0	0-0	0	0	0
Oct 24	vs. Houston*	P	0	0	0	0-0	0-0	0	0	0
Oct 30	vs. San Diego*	P	0	1	1	0-0	0-0	0	0	0
Nov 6	at Oakland	P	0	1	1	0-0	0-0	0	0	0
Nov 13	at New Orleans*	P	0	1	1	0-0	0-0	0	0	0
Nov 27	vs. Kansas City	P	0	0	0	0-0	0-0	0	0	0
Dec 4	at Jacksonville*	P	1	1	2	0-0	0-0	0	0	0
Dec 11	at Tennessee	P	0	1	1	0-0	0-0	0	0	0
Season Totals		13/0	1	8	9	0-0	0-0	0	0	0





## VIRGIL GREEN

85

TIGHT END

6-5 • 255 • 6TH YR. • NEVADA

BORN: Aug. 3, 1988, in Tulare, Calif.

HIGH SCHOOL: Tulare (Calif.) Union High School

ACQUIRED: Draft #7a (204th overall), 2011

NFL YEAR: 6th • YEAR WITH BRONCOS: 6th

NFL GAMES PLAYED/STARTED: 82/31 • POSTSEASON GP/GS: 10/3



### GREEN AT A GLANCE:

- A sixth-year tight end who played 82 regular-season games (31 starts) and 10 playoff contests (3 starts) during his first five NFL seasons with the Broncos.
- Started 5-of-16 games in 2015, posting 12 catches for a career-high 173 yards (14.4 avg.) with one touchdown.
- Named a 2015 Broncos Community Ambassador award winner after being chosen as a Denver Broncos Community Champion Award winner in 2014.
- Started a career-high nine games for Denver in 2014, including the final six contests of the season in which the Broncos ranked sixth in the NFL in rushing (147.7 ypg).
- Appeared in every game for the first time in his career in 2013 and recorded nine receptions for 45 yards (5.0 avg.).
- Played 50 games (34 starts) for the University of Nevada and helped the Wolf Pack average 500.2 yards per game during his four-year career (2007-10) to rank third in the nation in that period.
- Selected by the Broncos in the seventh round (204th overall) of the 2011 NFL Draft.

**CAREER TRANSACTIONS:** Signed by Denver as a draft choice 7/28/11.



**2016:** Green caught a career-high four passes for 28 yards (7.0 avg.) vs. Car. (9/8)... Caught three passes for 46 yards (15.3 avg.) vs. Ind. (9/18)... Was inactive at Cin. (9/25), at T.B. (10/2) and vs. Atl. (10/9)... Returned after missing three games to post three catches for 21 yards (7.0 avg.) at S.D. (10/13)... Started vs. Hou. (10/24)... Made four catches for 55 yards (13.8 avg.) vs. S.D. (10/30)... Caught two passes for 37 yards (18.5 avg.) at Oak. (11/6)... Hauled in a pair of passes for 24 yards (12.0 avg.) at N.O. (11/13)... Started vs. K.C. (11/27), at Jac. (12/4) and at Ten. (12/11).

**2015:** Green played 16 regular-season games (5 starts) and three postseason contests (1 start), setting career highs in catches (12) and receiving yards (173) in addition to contributing five special-teams tackles... Recorded a career-best 61 receiving yards on three catches (20.3 avg.) vs. G.B. (11/1)... Caught two passes for 14 yards (7.0 avg.) in Denver's AFC Divisional Playoff Game vs. Pit. (1/17)... Started at tight end in Denver's AFC Championship Game vs. N.E. (1/24).

**2014:** Green played 13 regular-season games (9 starts), totaling 74 receiving yards on six catches (12.3 avg.) with one touchdown... Added a career-high five special-teams tackles... Opened the final six games of the season as Denver ranked sixth in the NFL in rushing (147.7 ypg) during that stretch... Missed Games 8-10 due to a calf injury... Caught three passes for 46 yards (15.3 avg.)—both career-highs—and hauled in his first career touchdown vs. Oak. (12/28).

**2013:** Green played all 16 regular-season games (3 starts) for the first time in his career and caught a personal-best nine passes for 45 yards (5.0 avg.)... Finished with three special-teams stops... Appeared in all three playoff games, carrying the ball once for six yards.

**2012:** Green played 12 regular-season games (2 starts) for the Broncos, setting career highs with five catches for 63 yards (12.6 avg.)... Caught a career-best three passes for 44 yards, including a long of 28 yards, vs. N.O. (10/28)... Recovered an onside kick late in the fourth quarter vs. S.D. (11/18).

**2011:** Selected by Denver in the seventh round (204th overall) of the 2011 NFL Draft, Green played 15 regular-season games (3 starts) and contributed three catches for 24 yards (8.0 avg.) in addition to blocking for the league's No. 1 rushing attack (164.5 ypg.)... Logged the fourth-most plays on special teams for the Broncos and totaled three tackles on those units... Played in both of Denver's postseason contests, including a start in the Broncos AFC Divisional Playoff Game at N.E. (1/14).

**COLLEGE:** Green played 50 career games (34 starts) at the University of Nevada and totaled 72 receptions for 939 yards (13.0 avg.) with 11 touchdowns while helping the Wolf Pack rank fifth in the nation with 500.2 total yards per game from 2007-10... Recorded a personal-best 35 catches for 515 yards (14.7 avg.) with five touchdowns in his senior campaign to earn first-team All-Mountain West Conference honors... Named the Nevada Strength and Conditioning Athlete of the Year as a junior in 2009 in addition to being selected to the All-WAC second team.



**PERSONAL:** Green totaled 61 receptions for 1,014 yards (16.6 avg.) with 12 touchdowns during his career at Tulare Union (Calif.) High School, where he earned first-team All-East Yosemite League honors following his senior season... Lettered four years in basketball and another in track and field... Majored in general studies at Nevada... Named a 2014 Denver Broncos Community Champion Award winner for his contributions off the field... Works with the Mile High United Way to support successful learning for children in schools... Participated in multiple Hometown Huddle events, the Broncos' annual Play 60 event for the 16 branches of Boys & Girls Clubs of Metro Denver... Virgil Leo Green was born on Aug. 3, 1988, in Tulare, Calif.

GREEN'S REGULAR SEASON RECORD

Year	Club	RECEIVING						SCORING					
		G	S	No.	Yds.	Avg.	LG	TD	TD	TDr	TDp	TDrt	2pt Pts.
2011	Denver	15	3	3	24	8.0	9	0	0	0	0	0	0 0
2012	Denver	12	2	5	63	12.6	28	0	0	0	0	0	0 0
2013	Denver	16	3	9	45	5.0	10	0	0	0	0	0	0 0
2014	Denver	13	9	6	74	12.3	38	1	1	0	1	0	0 6
2015	Denver	16	5	12	173	14.4	32	1	1	0	1	0	0 6
2016	Denver	10	9	18	211	11.7	31	0	0	0	0	0	0 0
CAREER TOTALS		82	31	53	590	11.1	38	2	2	0	2	0	0 12

**ADDITIONAL STATISTICS:** Special-teams tackles — 2011 (3), 2012 (1), 2013 (3), 2014 (5), 2015 (4), TOTAL (16). Miscellaneous tackles — 2011 (1), 2015 (1), TOTAL (2). Rushing — 2014 (2 for 3 yds.), TOTAL (2 for 3 yds.).

GREEN'S POSTSEASON RECORD

Year	Club	RECEIVING						SCORING					
		G	S	No.	Yds.	Avg.	LG	TD	TD	TDr	TDp	TDrt	2pt Pts.
2011	Denver	2	1	0	0	0.0	—	0	0	0	0	0	0 0
2012	Denver	1	0	0	0	0.0	—	0	0	0	0	0	0 0
2013	Denver	3	0	1	3	3.0	3	0	0	0	0	0	0 0
2014	Denver	1	1	1	4	4.0	4	0	0	0	0	0	0 0
2015	Denver	3	1	2	14	7.0	11	0	0	0	0	0	0 0
CAREER TOTALS		10	3	4	21	5.3	11	0	0	0	0	0	0 0

**ADDITIONAL STATISTICS:** One rush for 6 yds. vs. New England, 1/19/14.

GREEN'S SINGLE GAME HIGHS

(Postseason in parentheses)

**Receptions** — 4, twice, last vs. San Diego, 10/30/16 (2 vs. Pittsburgh, 1/17/16). **Receiving yards** — 61 vs. Green Bay 11/1/15 (14 vs. Pittsburgh, 1/17/16). **Longest reception** — 38 vs. Oakland, 12/28/14 (11 vs. Pittsburgh, 1/17/16). **Receiving touchdowns** — 1, twice, last at Kansas City, 9/17/15 (none).

VIRGIL GREEN'S 2016 GAME-BY-GAME

(Victories asterisked)

2016 DENVER (8-5)			RECEIVING						SCORING	
Date	Opponent	P/S	No.	Yds.	Avg.	LG	TD		2pt.	Pts.
Sep 8	vs. Carolina*	S	4	28	7.0	13	0		0	0
Sep 18	vs. Indianapolis*	P	3	46	15.3	18	0		0	0
Sep 25	at Cincinnati*									
Oct 2	at Tampa Bay*									
Oct 9	vs. Atlanta									
Oct 13	at San Diego	S	3	21	7.0	9	0		0	0
Oct 24	vs. Houston*	S	0	0	—	—	0		0	0
Oct 30	vs. San Diego*	S	4	55	13.8	31	0		0	0
Nov 6	at Oakland	S	2	37	18.5	26	0		0	0
Nov 13	at New Orleans*	S	2	24	12.0	15	0		0	0
Nov 27	vs. Kansas City	S	0	0	—	—	0		0	0
Dec 4	at Jacksonville*	S	0	0	—	—	0		0	0
Dec 11	at Tennessee	S	0	0	—	—	0		0	0
Season Totals			10/9	18	211	11.7	31	0	0	0





## CHRIS HARRIS JR.

25

CORNERBACK

5-10 • 199 • 6TH YR. • KANSAS

BORN: June 18, 1989, in Bixby, Okla.

HIGH SCHOOL: Bixby (Okla.) High School

ACQUIRED: College Free Agent, 2011

NFL YEAR: 6th • YEAR WITH BRONCOS: 6th

NFL GAMES PLAYED/STARTED: 92/76 • POSTSEASON GP/GS: 8/7



### HARRIS JR. AT A GLANCE:

- A sixth-year cornerback who played 92 regular-season games (76 starts) in his first six NFL seasons with Denver, totaling 14 interceptions (342 yds.) and 63 passes defended during that span.
- Selected to his second consecutive Pro Bowl in 2015—one of just five undrafted cornerbacks in pro football history to make multiple Pro Bowls with his original team—in addition to being named a second-team All-Pro choice.
- Named a 2015 Broncos Community Ambassador award winner.
- Earned his first Pro Bowl selection in 2014 to become just the sixth undrafted cornerback in NFL history to accomplish that feat with his original team.
- Voted by his teammates as the recipient of the 2014 Ed Block Courage Award after coming back from a torn ACL in 2013 to start every game and ranking first in opponent quarterback rating (47.8) when targeted, according to Pro Football Focus.
- Recognized as the recipient of the Darrent Williams Good Guy Award in 2013 given annually to the Bronco who best exemplifies Williams' enthusiasm, cooperation and honesty while dealing with members of the press.
- Emerged as a regular starter for the Broncos in 2012, opening the final 12 games of the regular season and allowing the fifth-fewest receiving yards (400) and tying for the eighth-fewest completions allowed (35) in the NFL among players targeted at least 60 times.
- Represented one of just two defensive backs in the league in 2012 to record multiple interceptions (3) and sacks (2.5), while returning two of his picks for touchdowns to tie the franchise single-season record.
- Recorded the longest interception return for a touchdown in Broncos history with his 98-yard pick-six at Baltimore (12/16/12).
- Played all 16 regular-season games (4 starts) and two playoff contests (1 start) as a rookie in 2011 after making Denver's active roster out of training camp.
- Named to the 2011 NFL All-Rookie Team by the PFW/PFWA and *Football Outsiders* after ranking first among NFL rookie defensive backs (fourth on the Broncos) with 65 tackles (56 solo) to go along with one interception (15 yds.), six passes defended and six special-teams stops.
- Played 50 games (41 starts) for the University of Kansas and finished his career ranked third among defensive backs with 290 tackles (197 solo) in addition to four sacks (21 yds.) and three interceptions (11 yds.).
- Entered the NFL with Denver as a college free agent on July 27, 2011.

**CAREER TRANSACTIONS:** Signed by Denver as a college free agent 7/27/11.



**2016:** Harris Jr. posted two solo tackles, one interception and three passes defended vs. Car. (9/8)... Tallied three solo stops and one pass defended vs. Ind. (9/18)... Registered five tackles (4 solo) and one pass defended at Cin. (9/25)... Tallied four solo stops at T.B. (10/2)... Recorded five tackles (4 solo) and one pass defended vs. Atl. (10/9)... Registered six solo stops at S.D. (10/13)... Posted seven tackles (six solo), one forced fumble and one fumble recovery... Totaled six tackles (5 solo) and one pass defended vs. S.D. (10/30)... Posted six solo tackles at Oak. (11/6)... Notched two solo tackles and one pass defended at N.O. (11/13)... Totaled five solo tackles and one pass defended vs. K.C. (11/27)... Intercepted Blake Bortles and returned it 36 yards in addition to posting three solo tackles and two passes defended at Jac. (12/4)... Posted two solo tackles at Ten. (12/11).

**2015:** Harris Jr. was selected to his second consecutive Pro Bowl and named a second-team All-Pro by

### 25's TROPHY CASE

Pro Bowls (2) .....2014, '15  
All-Pro (Second-Team)..... 2015



## HARRIS JR. GOES FROM UNDRAFTED TO PRO BOWLER

### UNDRAFTED CORNERBACKS TO MAKE MULTIPLE PRO BOWLS WITH THEIR ORIGINAL TEAM, NFL HISTORY

Player	Team	Rookie Yr.	Pro Bowls w/original team
Cornell Green	Dallas	1962	5 (1967-69, '71-'72)*
Emmitt Thomas	Kansas City	1966	5 (1968, '71-'72, '74-'75)*
Robert James	Buffalo	1969	3 (1972-'74)
Everson Walls	Dallas	1981	4 (1981-'83, '85)
<b>Chris Harris Jr.</b>	<b>Denver</b>	<b>2011</b>	<b>2 (2014-15)</b>

\*Named an AFL All-Star before being selected to the Pro Bowl

the Associated Press after starting all 16 regular-season games and finishing with 58 tackles (49 solo), two interceptions (94 yds.) and six passes defended... Tallied 14 tackles (12 solo), two passes defended and one sack (4 yds.) in Denver's three postseason contents... Intercepted Raiders QB Derek Carr at Oak. (10/11) and returned it 74 yards for a touchdown—the seventh longest such play in team history... Posted three solo tackles and one pass defended in Denver's AFC Divisional Playoff Game vs. Pit. (1/17)... Recorded six tackles (4 solo) and one pass defended in Denver's AFC Championship Game vs. N.E. (1/24)... Notched five solo tackles and one sack (4 yds.) in Denver's Super Bowl 50 victory vs. Car. (2/7).

**2014:** Harris Jr. started all 16 regular-season games for the first time in his career, earning his first Pro Bowl selection just months after having ACL surgery... Became just the sixth undrafted cornerback in pro football history to make a Pro Bowl with his original team... Selected as the Broncos' 2014 Ed Block Courage Award winner for his commitment to the principles of sportsmanship and courage... Totaled 55 tackles (51 solo), three interceptions (52 yds.), a team-high 17 passes defended, one forced fumble and one fumble recovery... Ranked first among all cornerbacks for opponent quarterback rating (47.8) and did not allow a single touchdown according to Pro Football Focus... Posted a career-high four passes defended vs. Ari. (10/5)... Recorded his first career fumble recovery at Oak. (11/9) and his first career forced fumble vs. Mia. (11/23).

**2013:** Harris Jr. played all 16 regular-season games (15 starts) and matched his career high with 65 tackles to rank second among Broncos defensive backs... Tied for the team lead with three interceptions and set a new career mark with 14 pass breakups... Saw action in one playoff game for the Broncos before a season-ending knee injury... Became the first Bronco since Champ Bailey in 2009 to record interceptions in back-to-back games when he picked off a pass from Eli Manning in the fourth quarter at NYG (9/15)... Led the team with a career-best 11 tackles vs. Jac. (10/13)... Tied for the team lead with six tackles and added a career-best three pass breakups at K.C. (12/1)... Suffered a torn ACL in Denver's AFC Divisional Playoff Game vs. S.D. (1/12) and was placed on injured reserve on Jan. 14.

**2012:** Harris Jr. played 15 games (12 starts) in the regular season and tied for the team lead with three interceptions—two of them returned for touchdowns—and nine passes defended... Added 61 tackles (51 solo) and 2.5 sacks (17.5 yds.) as one of just two defensive backs in the NFL to post multiple interceptions and sacks... Ranked fifth in the NFL in receiving yards allowed (400) and tied for the eighth-fewest completions (35) allowed among players with at least 60 defensive targets... Finished fifth in the league with his 144 interception return yards to represent the fourth-highest single-season total in franchise history... Missed Denver's Week 2 contest at Atl. (9/17) with an ankle injury... Recorded his first career multiple-interception game and his first career touchdown on a 46-yard interception return to cap Denver's 24-point comeback at S.D. (10/15)... Sacked Panthers quarterback Cam Newton and led the Broncos with seven tackles while seeing time at outside cornerback, nickel corner, and safety at Car. (11/11)... Intercepted Ravens quarterback Joe Flacco and returned it a franchise-record 98 yards for a touchdown at Bal. (12/16)... Tied a franchise postseason record with four pass breakups in Denver's AFC Divisional Playoff Game vs. Bal. (1/12).

**2011:** Harris Jr., who entered the NFL with Denver as a college free agent on July 27, played all 16 regular-season games (4 starts) as a rookie and finished fifth on the club (first among NFL rookie defensive backs) with 65 tackles (56 solo) to go along with one interception (15 yds.) and six passes defended... Ranked fifth on the Broncos with six special-teams stops... Played in both of Denver's postseason contests, including a start in the AFC Divisional Playoff Game at N.E. (1/14), and tied for third on the team with 13 tackles (7 solo)... Named to the 2011 NFL All-Rookie Team by the PFW/PFWA and *Football Outsiders*.

**COLLEGE:** Harris Jr. finished his career at the University of Kansas ranked third among defensive backs with 290 tackles (197 solo) and added four sacks (21 yds.) and three interceptions (11 yds.) for the Jayhawks... Played 50 career games (41 starts), seeing time at cornerback and safety... Named KU Defensive Back of the Year as a senior and was selected as the co-recipient of Kansas' Don Fambrough Award for unselfishness following his junior campaign... Opened 10 games as a true freshman for Kansas in 2007 and was tabbed as the Big 12 Conference Newcomer of the Year in addition to receiving honorable mention Freshman All-America recognition.

## HARRIS JR. BREAKS OUT IN 2014

### LOWEST OPPONENT QB RATING, NFL, 2014 (SOURCE: PRO FOOTBALL FOCUS)

Player	Rec.	Yds.	Rtg.
1. Chris Harris Jr., Den.	46	356	47.8
2. Richard Sherman, Sea.	31	422	48.4
3. Aqib Talib, Den.	55	578	72.2
4. Darrelle Revis, N.E.	41	557	72.6
5. Desmond Trufant, Atl.	54	649	74.0



**PERSONAL:** Harris Jr. attended Bixby (Okla.) High School, where he was an all-state defensive back and was named district player of the year as a senior in 2006... Lettered in basketball and track and was a member of the academic state champion teams during his final two prep seasons... Majored in social psychology at Kansas... Started the Chris Harris Jr. Foundation to support "underdogs"—individuals, particularly children, who are at a disadvantage because of circumstances beyond their control... Holds a free Underdog Football Skills Academy in Denver as well as his hometown of Tulsa, Okla.... Volunteers with his wife Leah in the Big Brothers Big Sisters program... Selected as the Broncos' 2014 Ed Block Courage Award winner for his commitment to the principles of sportsmanship and courage... Named the 2013 winner of the Darrent Williams Good Guy Award, an award given for accountability and accessibility in the day-to-day workings of the season presented by the Denver chapter of the Pro Football Writers of America... Chris Harris Jr. was born on June 18, 1989, in Bixby, Okla.

### HARRIS JR.'S REGULAR SEASON RECORD

Year	Club	G	S	UT	A	TT	S-Yds.	I-Yds.	PD	FF	FR	TD-Int.	TD-FR	S	Pts.
2011	Denver	16	4	56	9	65	0-0	1-15	6	0	0	0	0	0	0
2012	Denver	15	12	51	10	61	2.5-17.5	3-144	9	0	0	2	0	0	12
2013	Denver	16	15	58	7	65	0-0	3-1	14	0	0	0	0	0	0
2014	Denver	16	16	51	4	55	1-2	3-52	17	1	1	0	0	0	0
2015	Denver	16	16	49	9	58	0-0	2-94	6	2	0	1	0	0	6
2016	Denver	13	13	52	4	56	0-0	2-36	11	1	1	0	0	0	0
<b>CAREER TOTALS</b>		<b>92</b>	<b>76</b>	<b>317</b>	<b>43</b>	<b>360</b>	<b>3.5-19.5</b>	<b>14-342</b>	<b>63</b>	<b>4</b>	<b>2</b>	<b>3</b>	<b>0</b>	<b>0</b>	<b>18</b>

**ADDITIONAL STATISTICS:** Special-teams tackles — 2011 (6), TOTAL (6). Special-teams fumble recoveries — 2011 (1), 2012 (1), TOTAL (2).

### HARRIS JR.'S POSTSEASON RECORD

Year	Club	G	S	UT	A	TT	S-Yds.	I-Yds.	PD	FF	FR	TD-Int.	TD-FR	S	Pts.
2011	Denver	2	1	7	6	13	0-0	0-0	0	0	0	0	0	0	0
2012	Denver	1	1	3	0	3	0-0	0-0	4	0	0	0	0	0	0
2013	Denver	1	1	2	0	2	0-0	0-0	1	0	0	0	0	0	0
2014	Denver	1	1	3	0	3	0-0	0-0	1	0	0	0	0	0	0
2015	Denver	3	3	12	2	14	1-4	0-0	2	0	0	0	0	0	0
<b>CAREER TOTALS</b>		<b>8</b>	<b>7</b>	<b>27</b>	<b>8</b>	<b>35</b>	<b>1-4</b>	<b>0-0</b>	<b>8</b>	<b>0</b>	<b>0</b>	<b>0</b>	<b>0</b>	<b>0</b>	<b>0</b>

### HARRIS JR.'S SINGLE GAME HIGHS

(Postseason in parentheses)

**Tackles** — 11 vs. Jacksonville, 10/13/13 (8 at New England, 1/14/12). **Interceptions** — 2 at San Diego, 10/15/12 (none). **Interception return yards** — 98 at Baltimore, 12/16/12 (none). **Passes defended** — 4 vs. Arizona, 10/5/14 (4 vs. Baltimore, 1/12/13). **Sacks** — 1, three times, last vs. Buffalo, 12/7/14 (1 vs. Carolina, 2/7/16). **Sack yards** — 11 vs. Oakland, 9/30/12 (4 vs. Carolina, 2/7/16). **Forced fumbles** — 1, twice, vs. Houston, 10/24/16 (none). **Fumble recoveries** — 1, twice, vs. Houston, 10/24/16 (none).

### CHRIS HARRIS JR.'S 2016 BY-GAME

(Victories asterisked)

2016 DENVER (8-5)		TACKLES													
Date	Opponent	P/S	UT	A	TT	S-Yds.	I-Yds.	PD	FF	FR					
Sep 8	vs. Carolina*	S	2	0	2	0-0	1-0	3	0	0					
Sep 18	vs. Indianapolis*	S	3	0	3	0-0	0-0	1	0	0					
Sep 25	at Cincinnati*	S	4	1	5	0-0	0-0	1	0	0					
Oct 2	at Tampa Bay*	S	4	0	4	0-0	0-0	0	0	0					
Oct 9	vs. Atlanta	S	4	1	5	0-0	0-0	1	0	0					
Oct 13	at San Diego	S	6	0	6	0-0	0-0	0	0	0					
Oct 24	vs. Houston*	S	6	1	7	0-0	0-0	0	1	1					
Oct 30	vs. San Diego*	S	5	1	6	0-0	0-0	1	0	0					
Nov 6	at Oakland	S	4	0	4	0-0	0-0	0	0	0					
Nov 13	at New Orleans*	S	2	0	2	0-0	0-0	1	0	0					
Nov 27	vs. Kansas City	S	5	0	5	0-0	0-0	1	0	0					
Dec 4	at Jacksonville*	S	3	0	3	0-0	1-36	2	0	0					
Dec 11	at Tennessee	S	2	0	2	0-0	0-0	0	0	0					
<b>Season Totals</b>			<b>13/13</b>	<b>52</b>	<b>4</b>	<b>56</b>	<b>0-0</b>	<b>2-36</b>	<b>11</b>	<b>1</b>	<b>1</b>				





# JEFF HEVERMAN

82

**TIGHT END**



6-5 • 255 • 2ND YR. • OHIO STATE

**BORN:** Nov. 24, 1992, in Naples, Fla.

**HIGH SCHOOL:** Barron Collier High School, Naples, Fla.

**ACQUIRED:** Draft #3 (92nd overall), 2015

**NFL YEAR:** 2nd • **YEAR WITH BRONCOS:** 2nd

NFL GAMES PLAYED/STARTED: 9/0

### HEUERMAN AT A GLANCE:

- A second-year tight end who has played nine games after missing his initial NFL season in 2015 with a knee injury suffered during rookie mini camp.
- Played 51 career games (36 starts) at Ohio State University, totaling 52 receptions for 792 yards (15.2 avg.) with seven touchdowns in four seasons.
- Tallied 17 catches for 207 yards (12.2 avg.) with two touchdowns as a senior team co-captain, helping the Buckeyes to the 2014 College Football Playoff National Championship.
- Selected by the Broncos in the third round (92nd overall) of the 2015 NFL Draft.

**CAREER TRANSACTIONS:** Signed by Denver as a draft choice 6/4/15.



**2016:** Heuerman was inactive vs. Car. (9/8) and vs. Ind. (9/18)... Made his NFL debut and made one catch for 29 yards at Cin. (9/25)... Caught one pass for 19 yards at T.B. (10/2)... Played vs. Atl. (10/9)... Was inactive at S.D. (10/13)... Played on offense vs. Hou. (10/24)... vs. S.D. (10/30)... at Oak. (11/6) and at N.O. (11/13)... Was active but did not play vs. K.C. (11/27)... Saw action on offense at Jac. (12/4) and at Ten. (12/11).

**2015:** Selected by the Broncos in the third round of the 2015 NFL Draft (92nd overall), Heuerman tore his ACL in rookie mini camp and missed the 2015 season.

**COLLEGE:** Heuerman played 51 career games (36 starts) at Ohio State University, totaling 52 receptions for 792 yards (15.2 avg.) with seven touchdowns in four seasons... Served as one of Ohio State University's co-captains, starting 14-of-15 games played and tallying 17 catches for 207 yards (12.2 avg.) with two touchdowns his senior year... Named a second-team All-Big Ten Conference selection and was on the John Mackey Award (nation's top tight end) mid-season watch list... Started all 14 games as a junior, recording career highs in receptions (26), receiving yards (466) and touchdowns (4) while earning All-Big Ten honorable mention honors... Led all Buckeyes receivers with 17.9 yards per reception... Named the Mackey Award Player of the Week following his career-best five-catch, 116-yard receiving outing vs. Purdue (11/2/13).

**PERSONAL:** Heuerman earned all-conference, all-area and all-district honors as a senior at Barron Collier High School in Naples, Fla.... Led Barron Collier to three District 3A titles... Played hockey for eight years and competed on the junior circuit... His father, Paul, was a basketball captain at Michigan and his brother, Mike, played tight end at Notre Dame... Last name is pronounced HIRE-mun... Jeff Heuerman was born on Nov. 24, 1992, in Naples, Fla.

## HEUERMAN'S REGULAR SEASON RECORD

Year	Club	G	S	No.	RECEIVING				SCORING					
					Yds.	Avg.	LG	TD	TD	TDr	TDp	TDtr	2pt	Pts.
2015	Denver						INJURED	RESERVE						
2016	Denver	9	0	2	48	24.0	29	0	0	0	0	0	0	0
CAREER TOTALS		9	0	2	48	24.0	29	0	0	0	0	0	0	0



JEFF HEUERMAN'S 2016 GAME-BY-GAME

(Victories asterisked)

2016 DENVER (8-4)		RECEIVING						SCORING	
Date	Opponent	P/S	No.	Yds.	Avg.	LG	TD	2pt.	Pts.
Sep 8	vs. Carolina*								
Sep 18	vs. Indianapolis*				INACTIVE				
Sep 25	at Cincinnati*				INACTIVE				
Oct 2	at Tampa Bay*	P	1	29	29.0	29	0	0	0
Oct 9	vs. Atlanta	P	1	19	19.0	19	0	0	0
Oct 13	vs. Atlanta	P	0	0	—	—	0	0	0
Oct 13	at San Diego				INACTIVE				
Oct 24	vs. Houston*	P	0	0	—	—	0	0	0
Oct 30	vs. San Diego*	P	0	0	—	—	0	0	0
Nov 6	at Oakland	P	0	0	—	—	0	0	0
Nov 13	at New Orleans*	P	0	0	—	—	0	0	0
Nov 27	vs. Kansas City				DNP				
Dec 4	at Jacksonville*	P	0	0	—	—	0	0	0
Dec 11	at Tennessee	P	0	0	—	—	0	0	0
Season Totals		9/0	2	48	24.0	29	0	0	0





## CASEY KREITER

42

### LONG SNAPPER



6-1 • 250 • 1ST YR. • IOWA

**BORN:** Aug. 13, 1990, in DeWitt, Iowa

**HIGH SCHOOL:** Central High School, DeWitt, Iowa

**ACQUIRED:** Free Agent, 2016

**NFL YEAR:** 1st • **YEAR WITH BRONCOS:** 1st

**NFL GAMES PLAYED/STARTED:** 10/0

### KREITER AT A GLANCE:

- A first-year long snapper who made the active roster with Denver in 2016 after spending training camp with Dallas in 2014 and 2015.
- Snapped in 40 games for the University of Iowa, earning honorable mention All-Big Ten Conference honors as a senior.
- Joined the Broncos as a free agent on March 17, 2016.
- Entered the NFL with Dallas as a college free agent on May 12, 2014.

**CAREER TRANSACTIONS:** Signed Dallas as a college free agent 5/12/14; Waived by Dallas 8/36/14; Signed by Dallas 3/17/15; Waived by Dallas 8/31/15; Signed by Denver 4/7/16.



**2016:** Kreiter made his NFL debut vs. Car. (9/8)... Snapped vs. Ind. (9/18), at Cin. (9/25), at T.B. (10/2) and vs. Atl. (10/9)... Snapped and made one special-teams tackle at S.D. (10/13)... Snapped vs. Hou. (10/24), vs. S.D. (10/30), at Oak. (11/6) and at N.O. (11/13)... Was inactive vs. K.C. (11/27), at Jac. (12/4) and at Ten. (12/11).

**2015:** Kreiter competed with Dallas in training camp.

**2014:** Kreiter spent training camp with Dallas.

**COLLEGE:** Kreiter snapped in 40 games for the University of Iowa, earning honorable mention All-Big Ten Conference honors as a senior... Recorded nine special-teams tackles during his career on punt coverage... Named Academic All-Big Ten in his last three seasons in college.

**PERSONAL:** Kreiter attended Central High School in DeWitt, Iowa, where he earned first team all-state honors as a senior and second team accolades as a junior... Competed in wrestling, baseball and track and field... Spent his time out of football teaching in Iowa... Casey Kreiter was born on Aug. 13, 1990, in DeWitt, Iowa.

### KREITER'S REGULAR SEASON RECORD

Year	Club	G	S
2016	Denver	10	0
<b>CAREER TOTALS</b>		<b>10</b>	<b>0</b>

**ADDITIONAL STATISTICS:** Special-teams tackles — 2016 (1), TOTAL (1)



**CODY LATIMER****14****WIDE RECEIVER****6-2 • 215 • 3RD Yr. • INDIANA****BORN:** Oct. 10, 1992, in Dayton, Ohio**HIGH SCHOOL:** Jefferson Township High School, Dayton, Ohio**ACQUIRED:** Draft #2 (56th overall), 2014**NFL YEAR:** 3rd • **YEAR WITH BRONCOS:** 3rd**NFL GAMES PLAYED/STARTED:** 31/2 • **POSTSEASON GP/GS:** 3/0**LATIMER AT A GLANCE:**

- A third-year wide receiver who played 31 regular-season games (2 starts) and three postseason contests in his first three seasons with Denver.
- Caught six passes for 59 yards (9.8 avg.) with one touchdown and added four special-teams tackles in 2015.
- Totaled two receptions for 23 yards (11.5 avg.) and two kickoff returns for 22 yards (11.0 avg.) during his rookie season in 2014.
- Opened 24-of-32 games at Indiana University and finished his collegiate career ranked seventh in school history in receptions (135) and yards (2,042).
- Made at least one catch in every game played for Indiana, tying for the fourth most 100-yard receiving games (7) by a Hoosier.
- Selected by the Broncos in the second round (56th overall) of the 2014 NFL Draft.

**CAREER TRANSACTIONS:** Signed by Denver as a draft choice 6/2/14.

**2016:** Latimer posted two special-teams tackles vs. Car. (9/8)... Caught two passes for 12 yards (6.0 avg.) and made one special-teams stop vs. Ind. (9/18)... Caught one pass for 10 yards and returned three kickoffs for 83 yards (27.7 avg.)—his 46-yard kickoff return in the second quarter was the longest such play by the Broncos since Dec. 28, 2014—at Cin. (9/25)... Saw action on offense and special teams at T.B. (10/2)... Returned three kickoffs for 65 yards (21.7 avg.) vs. Atl. (10/9)... Was active, but left the game early with a concussion at S.D. (10/13)... Was inactive vs. Hou. (10/24), vs. S.D. (10/30) and at Oak. (11/6)... Played at N.O. (11/13)... Was inactive vs. K.C. (11/27)... Caught one pass for 10 yards and made one special-teams tackle at Jac. (12/4)... Converted a first down on a career-long 16-yard reception on a fake punt at Ten. (12/11).

**2015:** Latimer played 14 regular-season games (1 start) and three postseason contests, making six catches for 59 yards (9.8 avg.) with one touchdown... Caught three passes for 30 yards (10.0 avg.) vs. K.C. (11/15)... Made his first career start and caught two passes for 22 yards (11.0 avg.) with one touchdown at Chi. (11/22)... Recorded a pair of catches for 18 yards (9.0 avg.) in Denver's AFC Divisional Playoff Game vs. Pit. (1/17)... Caught one pass for 13 yards and made two special-teams tackles in the Broncos' AFC Championship Game vs. N.E. (1/24)... Saw action on offense and special teams in Denver's Super Bowl 50 victory vs. Car. (2/7).

**2014:** Selected by the Broncos in the second round (56th overall) of the 2014 NFL Draft, Latimer appeared in eight regular-season games as a rookie and totaled two receptions for 23 yards (11.5 avg.) and two kickoff returns for 22 yards (11.0 avg.)... Made his Broncos debut in the season opener vs. Ind. (9/7) and saw action in 10 special-teams plays... Recorded his first career kickoff return (8 yds.) at N.E. (11/2)... Hauled in his first career reception at Oak. (11/9).

**COLLEGE:** Latimer played 32 games (24 starts) at Indiana University and finished his collegiate career ranked seventh in school history in receptions (135) and yards (2,042)... Made at least one catch in every game played for the Hoosiers, tying for the fourth most 100-yard receiving games (7) at Indiana... Started all 12 games as a senior and led the team with 72 receptions for 1,096 yards (15.2 avg.) with nine touchdowns... Named a second-team All-Big Ten Conference selection for the second consecutive season and was recognized as Indiana's Anthony Thompson Most Valuable Player.

**PERSONAL:** Latimer competed at wide receiver and defensive back at Jefferson Township High School in Dayton, Ohio, where he was named a first-team all-conference selection following his senior season... Scored 12 offensive touchdowns, one defensive touchdown and five special-teams touchdowns during his final prep campaign... Latimer's late father, Colby, was a member of the Bowling Green football team in 1986... Raises money for the American Cancer Society by donating proceeds from T-shirt sales on his personal website... Cody Derek Latimer was born on Oct. 10, 1992, in Dayton, Ohio.



## LATIMER'S REGULAR SEASON RECORD

		RECEIVING							PUNT RETURNS					KICKOFF RETURNS				
Year	Club	G	S	No.	Yds.	Avg.	LG	TD	No.	Yds.	Avg.	LG	TD	No.	Yds.	Avg.	LG	TD
2014	Denver	8	0	2	23	11.5	14	0	0	0	0.0	—	0	2	22	11.0	14	0
2015	Denver	14	1	6	59	9.8	15	1	0	0	—	—	0	0	27	—	27	0
2016	Denver	9	1	5	48	9.6	16	0	0	0	—	—	0	6	148	24.7	46	0
CAREER TOTALS		31	2	13	130	9.6	16	1	0	0	0.0	—	0	8	197	24.6	46	0

**ADDITIONAL STATISTICS:** Special-teams tackles — 2015 (4), 2016 (4), TOTAL (8). Miscellaneous tackles — 2015 (1), TOTAL (1). Rushing — 2015 (2 rushes for 1 yard (0.5 avg., 0 TD)), TOTAL (2 rushes for 1 yard (0.5 avg., 0 TD)).

## LATIMER'S POSTSEASON RECORD

		RECEIVING							PUNT RETURNS					KICKOFF RETURNS				
Year	Club	G	S	No.	Yds.	Avg.	LG	TD	No.	Yds.	Avg.	LG	TD	No.	Yds.	Avg.	LG	TD.
2014	Denver	0	0	0	0	0.0	—	0	0	0	0.0	—	0	0	0	0.0	—	0
2015	Denver	3	0	2	18	9.0	12	0	0	0	0.0	—	0	0	0	0.0	—	0
CAREER TOTALS		3	0	2	18	9.0	12	0	0	0	0.0	—	0	0	0	0.0	—	0

**ADDITIONAL STATISTICS:** Special-teams tackles — 2015 (2), TOTAL (2).

## CODY LATIMER'S 2016 GAME-BY-GAME

(Victories asterisked)

2016 DENVER (8-5)		RECEIVING						SCORING	
Date	Opponent	P/S	No.	Yds.	Avg.	LG	TD	2pt.	Pts.
Sep 8	vs. Carolina*	P	0	0	—	—	0	0	0
Sep 18	vs. Indianapolis*	S	2	12	6.0	8	0	0	0
Sep 25	at Cincinnati*	P	1	10	10.0	10	0	0	0
Oct 2	at Tampa Bay*	P	0	0	—	—	0	0	0
Oct 9	vs. Atlanta	P	0	0	—	—	0	0	0
Oct 13	at San Diego	P	0	0	—	—	0	0	0
Oct 24	vs. Houston*								
Oct 30	vs. San Diego*								
Nov 6	at Oakland								
Nov 13	at New Orleans*	P	0	0	—	—	0	0	0
Nov 27	vs. Kansas City								
Dec 4	at Jacksonville*	P	1	10	10.0	10	0	0	0
Dec 11	at Tennessee	P	1	16	16.0	16	0	0	0
<b>Season Totals</b>			<b>9/1</b>	<b>5</b>	<b>48</b>	<b>9.6</b>	<b>16</b>	<b>0</b>	<b>0</b>





# PAXTON LYNCH

12

## QUARTERBACK

6-7 • 245 • MEMPHIS

BORN: Feb. 12, 1994, in San Antonio

HIGH SCHOOL: Trinity Christian Academy, Deltona, Fla.

ACQUIRED: Draft #1 (26th overall), 2016

NFL YEAR: 1st • YEAR WITH BRONCOS: 1st

NFL GAMES PLAYED/STARTED: 3/2



### LYNCH AT A GLANCE:

- A rookie quarterback who started all 38 games played at the University of Memphis, completing 758-of-1,205 passes (62.9%) for 8,863 yards with 59 touchdowns and 23 interceptions in addition to rushing for 17 scores.
- Finished second in school history in career passing yards (8,863), touchdown passes (59) and completion percentage (62.9).
- Led the Tigers to a 9-4 record as a junior in 2015, completing 296-of-443 passes for 3,776 yards (66.8%) with 28 touchdowns and four interceptions.
- Earned All-American Athletic Conference honors following his final two collegiate seasons.
- Selected by the Broncos in the first round (26th overall) of the 2016 NFL Draft.



**2016:** Selected by the Broncos in the first round (26th overall) of the 2016 NFL Draft, Lynch was active but did not play vs. Car. (9/8), vs. Ind. (9/18) and at Cin. (9/25)... Made his NFL debut when he entered the game in the second quarter at T.B. (10/2), finishing 14-of-24 passing for 170 yards with one touchdown (94.1 rtg.)... Made his first career start vs Atl. (10/9). and completed 23-of-35 passes (65.7%) for 223 yards with one touchdown and one interception (81.0 rtg.)... Was active but did not play at S.D. (10/13), vs. Hou. (10/24), vs. S.D. (10/30), at Oak. (11/6), at N.O. (11/13) and vs. K.C. (11/27)... Earned his first career win at Jac. (12/4), completing 12-of-24 passes for 104 yards while adding 11 yards rushing on two carries... Was active, but did not play at Ten. (12/11).

**COLLEGE:** Lynch opened all 38 games played at the University of Memphis, completing 758-of-1,205 passes (62.9%) for 8,863 yards with 59 touchdowns and 23 interceptions in addition to rushing for 17 scores... Started all 13 games in his final collegiate season as a redshirt junior, completing 296-of-443 passes (66.8%) for 3,776 yards with 28 touchdowns and four interceptions... Named one of five finalists for the Johnny Unitas Golden Arm Award and a semifinalist for the Davey O'Brien National Quarterback Award and the 79th Maxwell Award in addition to first-team All-American Conference... Tied an NCAA record for the most touchdown passes (7) in a half in the first half against SMU (11/28/15)... Started all 13 games for the Tigers in 2014, completing 259-of-413 passes (62.7%) for 3,031 yards with 22 touchdown and nine interceptions in addition to rushing for 321 yards and 13 scores... Established a school record for total yards of offense (3,352) while earning AAC second-team honors... Started 12 games as a redshirt freshman, throwing for 2,056 yards on 203-of-349 passing (58.2%) with nine touchdowns and 10 interceptions... Redshirted during his true freshman season at Memphis.

**HIGH SCHOOL:** Lynch played quarterback at Trinity Christian Academy in Deltona, Fla.... Passed for more than 3,000 yards combined during his junior and senior seasons despite missing half of his final season with a knee injury... Threw for 237 yards and three touchdowns in the Central Florida All-Star Game in December of 2011, earning the game's MVP award.

**PERSONAL:** Lynch majored in Sports and Leisure Management at the University of Memphis... Earned Tiger 3.0 list recognition for the Fall 2012, Spring 2013 and Spring 2014 semesters... Paxton Lynch was born on Feb. 12, 1994, in San Antonio.

### LYNCH'S REGULAR SEASON RECORD

Year Club	G	S	Att.	Comp.	Pct.	PASSING			TD	% Int.	% LG	Sack/Yds.	Rtg.
						Yds.	Yds./Att.	Yds./Att.					
2016 Denver	3	2	83	49	59.0	497	6.0	2.4	2	1	31	9/42	79.2
<b>CAREER TOTALS</b>	<b>3</b>	<b>2</b>	<b>83</b>	<b>49</b>	<b>59.0</b>	<b>497</b>	<b>6.0</b>	<b>2.4</b>	<b>2</b>	<b>1</b>	<b>31</b>	<b>9/42</b>	<b>79.2</b>

**ADDITIONAL STATISTICS:** Miscellaneous FR — 2016 (1), TOTAL (1).



PAXTON LYNCH’S 2016 GAME-BY-GAME

(Victories asterisked)

2016 DENVER (8-5)		PASSING								RUSHING					
Opponent	P/S	Att.	Comp.	Yds.	Pct.	TD	INT	LG	S/Yds.	Rtg.	Att.	Yds.	Avg.	LG	TD
vs. Car. (9/8)*							DNP								
vs. Ind. (9/18)*							DNP								
at Cin. (9/25)*							DNP								
at T.B. (10/2)*	P	24	14	170	58.3	1	0	31	1/0	94.1	3	-4	-1.3	-1	0
vs. Atl. (10/9)	S	35	23	223	65.7	1	1	26	6/40	81.0	6	18	3.0	8	0
GAMES 6-11							DNP								
at Jac. (12/4)*	S	24	10	104	50.0	0	0	18	2/2	61.8	2	11	5.5	10	0
at Ten. (12/11)							DNP								
Preseason Totals	3/2	83	49	497	59.0	2	1	31	9/42	79.2	11	25	2.3	10	0



**BRANDON MARSHALL****54****INSIDE LINEBACKER****6-1 • 238 • 5TH YR. • NEVADA****BORN:** Sept. 10, 1989, in Las Vegas**HIGH SCHOOL:** Cimarron-Memorial High School, Las Vegas**ACQUIRED:** Free Agent, 2013**NFL YEAR:** 5th • **YEAR WITH BRONCOS:** 4th**NFL GAMES PLAYED/STARTED:** 47/40 • **POSTSEASON GP/GS:** 7/4**MARSHALL AT A GLANCE:**

- A fifth-year linebacker who played 47 career regular-season games (40 starts) and seven playoff contests (4 starts) during his first five NFL seasons with Jacksonville (2012) and Denver (2013-16).
- Finished second on the Broncos with 101 tackles (76 solo) in 2015 in addition to tallying 1.5 sacks (10.5 yds.), one interception, four passes defended and two forced fumbles.
- Voted by his teammates as the co-recipient of the 2015 Ed Block Courage Award after coming back from a foot injury to post his second consecutive 100-plus tackle season.
- Selected by the local media as the recipient of the Darrent Williams Good Guy Award in 2015, given annually to the Bronco who best exemplifies Williams' enthusiasm, cooperation and honesty while dealing with members of the press.
- Named a 2015 Broncos Community Ambassador award winner.
- Led the Broncos with 110 tackles (88 solo) in 2014 with that total ranking second in the NFL among first-year defensive starters.
- Spent the majority of the 2013 season on the Broncos' practice squad before being elevated to the active roster and appearing in four games (1 reg. season, 3 postseason).
- Saw action in five games for the Jaguars as a rookie in 2012 and contributed three special-teams tackles for the club.
- Totaled 259 career tackles, including 40 stops for a loss, as a four-year starter at the University of Nevada.
- Joined the Broncos as a practice-squad signee on Sept. 2, 2013.
- Selected by Jacksonville in the fifth round (142nd overall) of the 2012 NFL Draft.

**CAREER TRANSACTIONS:** Signed by Jacksonville as a draft choice 6/5/12; Waived by Jacksonville 10/27/12; Signed by Jacksonville 10/30/12; Waived by Jacksonville 11/1/12; Signed by Jacksonville (practice squad) 11/5/12; Signed by Jacksonville (active roster) 12/18/12; Waived by Jacksonville 8/30/13; Signed by Denver (practice squad) 9/2/13; Signed by Denver (active roster) 12/24/13.



**2016:** Marshall recorded six solo tackles vs. Car. (9/8)... Totaled four solo stops and one pass defended vs. Ind. (9/18)... Led the team with nine tackles (4 solo) at Cin. (9/25)... Notched six tackles (5 solo) at T.B. (10/9)... Posted three tackles (2 solo) vs. Hou. (10/24)... Was inactive vs. S.D. (10/30)... Made two solo tackles and one pass defended at Oak. (11/6)... Recorded two solo stops at N.O. (11/13)... Finished with six tackles (4 solo) and one pass defended vs. K.C. (11/27)... Totaled two tackles (1 solo) at Jac. (12/4) before leaving the game with an injury... Was inactive at Ten. (12/11).

**2015:** Marshall started all 16 regular-season games and all three postseason contests, totaling 100-plus tackles (101) for the second consecutive season and adding 1.5 sacks (10.5 yds.), one interception, four passes defended and two forced fumbles... Teamed with ILB Danny Trevathan to become the first pair of Broncos since 2009 with 100-plus tackles each in a single season... Registered 14 tackles (9 solo), two passes defended and one forced fumble in three postseason games... Made five tackles (4 solo) and forced a fumble that led to CB Bradley Roby's 21-yard game-winning fumble return with 0:27 remaining at K.C. (9/17)... Led the team with 12 tackles (11 solo) at Det. (9/27)... Picked off Steelers QB Ben Roethlisberger in the fourth quarter at Pit. (12/20)... Notched four tackles (3 solo) and one pass defended in Denver's AFC Divisional Playoff Game vs. Pit. (1/7)... Posted five tackles (4 solo), one pass defended and one forced fumble in Denver's AFC Championship Game vs. N.E. (1/24)... Tallied five tackles (2 solo) in Denver's Super Bowl 50 victory vs. Car. (2/7).

**2014:** Marshall played in 14 regular-season games (13 starts), totaling a team-high 110 tackles (88 solo), two sacks (17 yds.), one interception (0 yds.), nine passes defended, one forced fumble and two special-teams stops... Racked up the second-most defensive stops by an NFL player in his first year as a starter in 2014... Totaled a career-best 15 tackles (13 solo) at Stl. (11/16)... Led the team with nine solo tackles vs.



Buf. (12/7) and swatted down a career-high three passes defended to become just the sixth player in the NFL in 2014 to post at least nine tackles and three passes defended in a single game... Notched his first career sack vs. K.C. (9/14)... Recorded his first career interception vs. Buf. (12/7)... Missed the final two games of the regular season with a foot injury before returning to start in Denver's AFC Divisional Playoff Game vs. Ind (1/11).

**2013:** Marshall spent the first 16 weeks of the 2013 season on Denver's practice squad after being waived by Jacksonville at the conclusion of training camp... Signed to the Broncos' active roster Dec. 24... Appeared in Denver's regular-season finale as well as all three playoff contests... Made his first career defensive tackle to go along with a special-teams stop at Oak. (12/29)... Contributed one special-teams tackle in Super Bowl XLVIII vs. Sea. (2/2).

**2012:** Selected by Jacksonville in the fifth round (142nd overall) of the 2012 NFL Draft, Marshall saw action in four of the team's first six games as a rookie before splitting time on the Jaguars' practice squad and active roster during the second half of the season... Posted three special-teams tackles.

**COLLEGE:** Marshall recorded 259 tackles (145 solo), 40 tackles for a loss, six sacks, three interceptions, seven fumble recoveries and three forced fumbles as a four-year starter at the University of Nevada... Made 102 tackles with 10 tackles for a loss as a senior to earn second-team All-Western Athletic Conference honors from Phil Steele Publications.

**PERSONAL:** Marshall played linebacker, running back and tight end at Cimarron-Memorial High School in Las Vegas, earning first-team All-Sunset Conference and second-team all-state as a senior... Finished his prep career with 68 tackles, 13 sacks, 57 quarterback pressures, four fumble recoveries and 10 offensive touchdowns... Partnered with the Rose Andom Center in December 2014 to host a clothing drive benefiting survivors of domestic violence... Participated in the teams' Hometown Huddle event in 2014, the Broncos' annual Play 60 event for the 16 branches of Boys & Girls Clubs of Metro Denver... Brandon Markieth Marshall was born on Sept 10, 1989, in Las Vegas.

MARSHALL'S REGULAR SEASON RECORD														
Year	Club	G	S	UT	A	TT	S-Yds.	I-Yds.	PD	FF	FR	TD-Int.	TD-FR	S Pts.
2012	Jacksonville	5	0	0	0	0	0-0	0-0	0	0	0	0	0	0
2013	Denver	1	0	1	0	1	0-0	0-0	0	0	0	0	0	0
2014	Denver	14	13	88	22	110	2-17	1-0	9	1	0	0	0	0
2015	Denver	16	16	77	24	101	1.5-10.5	1-0	3	2	0	0	0	0
2016	Denver	11	11	37	13	49	0-0	0-0	3	0	0	0	0	0
<b>CAREER TOTALS</b>		<b>47</b>	<b>40</b>	<b>203</b>	<b>68</b>	<b>261</b>	<b>3.5-27.5</b>	<b>2-0</b>	<b>15</b>	<b>3</b>	<b>0</b>	<b>0</b>	<b>0</b>	<b>0</b>
<b>BRONCOS TOTALS</b>		<b>42</b>	<b>40</b>	<b>203</b>	<b>68</b>	<b>261</b>	<b>3.5-27.5</b>	<b>2-0</b>	<b>15</b>	<b>3</b>	<b>0</b>	<b>0</b>	<b>0</b>	<b>0</b>

**ADDITIONAL STATISTICS:** Special-teams tackles — 2012 (3), 2013 (1), 2014 (2), 2015 (1), TOTAL (7).


MARSHALL'S POSTSEASON RECORD														
Year	Club	G	S	UT	A	TT	S-Yds.	I-Yds.	PD	FF	FR	TD-Int.	TD-FR	S Pts.
2013	Denver	3	0	0	0	0	0-0	0-0	0	0	0	0	0	0
2014	Denver	1	1	4	2	6	0-0	0-0	0	0	0	0	0	0
2015	Denver	3	3	9	5	14	0-0	0-0	2	1	0	0	0	0
<b>CAREER TOTALS</b>		<b>7</b>	<b>4</b>	<b>13</b>	<b>7</b>	<b>20</b>	<b>0-0</b>	<b>0-0</b>	<b>2</b>	<b>1</b>	<b>0</b>	<b>0</b>	<b>0</b>	<b>0</b>

**ADDITIONAL STATISTICS:** Special-teams tackles — 2013 (1), TOTAL (1).

MARSHALL'S SINGLE GAME HIGHS														
(Postseason in parentheses)														
<b>Tackles</b> — 15, at St. Louis, 11/16/14 (6 vs. Indianapolis, 1/11/15). <b>Sacks</b> — 1, 3x, last vs. Baltimore, 9/13/15 (none). <b>Sack yards</b> — 12 at Kansas City, 11/30/14 (none). <b>Interceptions</b> — 1, twice, last at Pittsburgh, 12/20/15 (none). <b>Passes defended</b> — 3 vs. Buffalo, 12/7/14 (1, twice, last vs. New England, 1/24/16). <b>Forced fumbles</b> — 1, three times, last vs. Green Bay, 11/1/15 (1 vs. New England, 1/24/16). <b>Special-teams tackles</b> — 1, seven times, last vs. Oakland, 12/13/15 (1 vs. Seattle, 2/2/14).														

BRANDON MARSHALL'S 2016 BY GAME											
(Victories asterisked)											
2016 DENVER (8-5)			TACKLES								
Date	Opponent	P/S	UT	A	TT	S-Yds.	I-Yds.	PD	FF	FR	
Sep 8	vs. Carolina*	S	6	0	6	0-0	0-0	0	0	0	
Sep 18	vs. Indianapolis*	S	4	0	4	0-0	0-0	1	0	0	
Sep 25	at Cincinnati*	S	4	5	9	0-0	0-0	0	0	0	
Oct 2	at Tampa Bay*	S	5	1	6	0-0	0-0	0	0	0	
Oct 9	vs. Atlanta	S	2	1	3	0-0	0-0	0	0	0	
Oct 13	at San Diego	S	5	1	6	0-0	0-0	0	0	0	
Oct 24	vs. Houston*	S	2	2	4	0-0	0-0	0	0	0	
Oct 30	vs. San Diego*	INACTIVE									
Nov 6	at Oakland	S	2	0	2	0-0	0-0	1	0	0	
Nov 13	at New Orleans*	S	2	0	2	0-0	0-0	0	0	0	
Nov 27	vs. Kansas City	S	4	2	6	0-0	0-0	0	0	0	
Dec 4	at Jacksonville*	S	1	1	2	0-0	0-0	0	0	0	
Dec 11	at Tennessee	INACTIVE									
Season Totals			11/11	37	13	50	0-0	0-0	2	0	0





# CONNOR MCGOVERN

60

GUARD



6-4 • 306 • MISSOURI

BORN: April 27, 1993, in Fargo, N.D.

HIGH SCHOOL: Shanley High School, Fargo, N.D.

ACQUIRED: Draft #5 (144th overall), 2016

NFL YEAR: 1st • YEAR WITH BRONCOS: 1st

NFL GAMES PLAYED/STARTED: 0/0

## MCGOVERN AT A GLANCE:

- A rookie offensive lineman who appeared in 49 games (40 starts) for the University of Missouri, helping the team to two SEC East Division Championships.
- Attended Shanley High School in Fargo, N.D., where he led his school to two state titles and was named the North Dakota Gatorade Player of the Year.
- Selected by the Broncos in the fifth round (144th overall) of the 2016 NFL Draft.



**2016:** Selected by the Broncos in the fifth round (144th overall) of the 2016 NFL Draft, McGovern was inactive vs. Car. (9/8), vs. Ind. (9/18), at Cin. (9/25), at T.B. (10/2), vs. Atl. (10/9), at S.D. (10/13), vs. Hou. (10/24), vs. S.D. (10/30), at Oak. (11/6), at N.O. (11/13), vs. K.C. (11/27), at Jac. (12/4) and at Ten. (12/11).

**COLLEGE:** McGovern appeared in 49 games (40 starts) for the University of Missouri, helping the team to two SEC East Division Championships... Started all 12 games at left tackle as a senior... Set school weight-room records in the squat (690 pounds for five repetitions)... Opened all 14 games as a junior, starting the first four games at right tackle before switching back to right guard for the final 10 contests... Contributed to the team's second consecutive SEC East Championship... Started all 14 games for the Tigers at right guard as a sophomore, playing a role in an offense that ranked 16th nationally in total offense (490.7 ypg) and 13th in scoring (39.1 ppg)... Helped the team to its first-ever SEC East title... Appeared in nine contests as a true freshman, seeing action at guard and on kick protection units.

**HIGH SCHOOL:** McGovern was named the North Dakota Gatorade Player of the Year as a senior after helping Shanley High School in Fargo, N.D., to its second consecutive state championship... Earned first-team all-state honors on offense as a senior in addition to all-state accolades on offense and defense his junior campaign... Racked up 89 tackles, three sacks and two forced fumbles on defense as a senior, while notching 49 stops and three sacks as a junior... Lettered in weightlifting and wrestling for two seasons.

**PERSONAL:** McGovern majored in agricultural economics at Missouri... Connor McGovern was born on April 27, 1993, in Fargo, N.D.

## MCGOVERN'S REGULAR SEASON RECORD

Year	Club	G	S
2016	Denver	0	0
<b>CAREER TOTALS</b>		<b>0</b>	<b>0</b>





# BRANDON MCMANUS

8

KICKER



6-3 • 201 • 3RD YR. • TEMPLE

BORN: July 25, 1991, in Philadelphia

HIGH SCHOOL: North Penn High School, Lansdale, Pa.

ACQUIRED: Free Agent, 2014

NFL YEAR: 3rd • YEAR WITH BRONCOS: 3rd

NFL GAMES PLAYED/STARTED: 44/0 • POSTSEASON GP/GS: 4/0

## MCMANUS AT A GLANCE:

- A third-year kicker who has seen action in 44 regular-season games and four postseason contests for Denver (2014-16), connecting on 65-of-78 career field goals (83.3%).
- Finished the 2015 season tied for third in franchise history with 30 made field goals and ranked fourth in the NFL with a kickoff touchback percentage of 70.5.
- Named AFC Special Teams Player of the Month (October, 2015) after converting 10-of-11 field goals, including the first two game-winning kicks of his career.
- Totaled the second-most made field goals all-time in a single postseason (10-for-10) in 2015.
- Competed in the preseason with Indianapolis as a rookie in 2013 and with the N.Y. Giants in 2014 before being acquired by Denver in a trade.
- Received the 2012 College Football Performance Awards Specialist Trophy as the nation's best overall kicker following his senior year at Temple University.
- Holds Temple career records for points scored (338), field goals made (60) and punting average (45.4).
- Joined the Broncos on Aug. 26, 2014, in a trade with the N.Y. Giants in exchange for a seventh-round draft choice.

**CAREER TRANSACTIONS:** Signed by Indianapolis as a college free agent 4/30/13; Waived by Indianapolis 8/26/13; Signed to a future contract by N.Y. Giants on 1/2/14; Traded to Denver 8/26/14; Waived by Denver 11/25/14; Signed by Denver (practice squad) 12/4/14; Signed by Denver (active roster) 12/6/14.



**2016:** McManus made all three extra points vs. Car. (9/8)... Finished 4-of-5 on field goals (23, 43, 33, 35) and 2-for-2 on extra points vs. Ind. (9/18)... Connected on his one field goal attempt (20) at Cin. (9/25)... Made both of his field goal attempts (38, 24) and all three extra points at T.B. (10/2)... Kicked three field goals (35, 46, 45) and one extra point vs. Atl. (10/9)... Connected on two-of-three field goals at S.D. (10/13)... Made both of his field goal attempts (22, 32) and three extra points vs. Hou. (10/24)... Connected on two field goals (28, 22) and three extra points vs. S.D. (10/30)... Kicked two field goals—including a 55-yard field goal as time expired in the first half—and two extra points at Oak. (11/6)... Connected on three-of-four field goal attempts—including his seventh career 50-yard field goal to give him third most in team history—and made a special-teams stop at N.O. (11/13)... Made two field goals (33, 44) and three extra points in addition to one special-teams tackle vs. K.C. (11/27)... Connected on two field goals (32, 41) and two extra points at Jac. (12/4)... Made his one field goal (34) and extra point attempt at Ten. (12/11).

**2015:** McManus tied for third in franchise history with 30 made field goals (35 attempts), including three game-winning kicks, and added 35 extra points (36 attempts) for 125 total points... Totaled 55 touchbacks on 78 kickoffs for the league's fourth-best percentage (70.5)... Was a perfect 10-for-10 on field goals in Denver's three postseason games to represent the second-most made field goals all-time in a single postseason... Began the season with 13 consecutive field goals, which tied for second in Broncos history to start a season... Was a perfect 4-for-4 (57, 56, 43, 33) vs. Bal. (9/13), becoming the second kicker in NFL history to convert two field goals of 56 yards or longer in the same game... Named AFC Special Teams Player for the Month for October after connecting on 10-of-11 field goals, including the first two game-winning kicks of his career... Kicked the game-winning 37-yard field goal on the first possession of overtime vs. Cin. (12/28)... Tied an NFL

## MCMANUS PERFECT IN 2015 POSTSEASON

### MOST FIELD GOALS MADE, SINGLE POSTSEASON, NFL HISTORY

Player	Year	FGM	FGA
1. Adam Vinatieri, Ind.	2006	14	15
2. <b>Brandon McManus, Den.</b>	<b>2015</b>	<b>10</b>	<b>10</b>
3. David Akers, Phi.	2008	9	10
John Kasay, Car.	2003	9	11
Steve Christie, Buf.	1992	9	10
Chuck Nelson, Min.	1987	9	9



postseason record with five made field goals (28, 41, 51, 41, 45) in Denver's AFC Divisional Playoff Game vs. Pit. (1/17)... Tied K Matt Prater with his seventh made field goal of the season (including postseason) from 50-plus yards, connecting on both of his attempts (52, 31) in Denver's AFC Championship Game vs. N.E. (1/24)... Drilled three field goals (34, 33, 30) in Denver's Super Bowl 50 victory vs. Car. (2/7).

**2014:** McManus, who spent the preseason with the N.Y. Giants before being traded to Denver on Aug. 26, appeared in 15 regular-season games and one playoff contests for the Broncos... Connected on 9-of-13 (.692) field goals and converted all 41 PATs in addition to ranking fourth in the NFL in touchback percentage (70.3 / 64-of-91)... Waived on Nov. 25 before being signed back to the active roster on Dec. 6 to handle kickoff duties for the remainder of the season.

**2013:** McManus, who entered the NFL with Indianapolis as a college free agent, competed with the Colts during the preseason before being waived on Aug. 26.

**COLLEGE:** McManus holds Temple University career records for points scored (338), field goals made (60) and attempted (83) and punting average (45.4)... Named the recipient of the 2012 College Football Performance Awards Specialist Trophy as the nation's best overall kicker after converting 14-of-17 field goals and 32-of-33 extra point tries for 74 points... Punted 54 times for 2,433 yards (45.1 avg.), including 15 kicks of 50-plus yards as a senior... Earned All-Big East first-team honors as a punter and was a second-team choice as a kicker.

**PERSONAL:** McManus was a four-year letterwinner as a kicker and punter at North Penn High School in Lansdale, Pa.... Selected to play in the 2009 Big 33 All-Star Game... Named a first-team All-Suburban One Conference selection and a first-team *Times-Herald* All-Area pick as a senior... Scored 229 career points and helped his team win district championships in 2005 and 2008 and conference titles in 2006 and 2008... Majored in biology/pre-med at Temple... Co-founded the Anti Bully Squad to create a permanent solution to bullying through education, advocacy, awareness and prevention.... Brandon Tyler McManus was born on July 25, 1991, in Philadelphia.

### MCMANUS' REGULAR SEASON RECORD

Year	Club	G	FIELD GOALS						TOTAL	Pct.	PATs		Pts.
			1-19	20-29	30-39	40-49	50-59	60+			Md./Att.	Pct.	
2014	Denver	15	0/0	5/5	2/3	2/3	0/2	0/0	9/13	.692	41/41	1.000	68
2015	Denver	16	0/0	12/12	8/8	5/8	5/7	0/0	30/35	.857	35/36	.972	125
2016	Denver	13	0/0	8/8	9/9	7/8	2/4	0/1	26/30	.867	28/29	.966	106
<b>CAREER TOTALS</b>		<b>44</b>	<b>0/0</b>	<b>25/25</b>	<b>19/20</b>	<b>14/19</b>	<b>7/13</b>	<b>0/1</b>	<b>65/80</b>	<b>.833</b>	<b>104/106</b>	<b>.981</b>	<b>299</b>

**ADDITIONAL STATISTICS:** Kickoffs — 2014 (91 for 5,981 yards, 65.7 avg., 64 TBs), 2015 (78 for 5,012 yards, 64.3 avg., 55 TBs), 2016 (65 for 4,141 yards, 63.7 avg., 42 TBs), TOTAL (234 for 15,134 yards, 64.6 avg., 161 TBs). Punts — 2015 (1 for 41 yards, 41.0 avg., 1 TB), TOTAL (1 for 41 yards, 41.0 avg., 1 TB). Special-Teams Tackle—2016 (3), TOTAL (3).

### MCMANUS' POSTSEASON RECORD

Year	Club	G	FIELD GOALS						TOTAL	Pct.	PATs		Pts.
			1-19	20-29	30-39	40-49	50-59	60+			Md./Att.	Pct.	
2014	Denver	1	0/0	0/0	0/0	0/0	0/0	0/0	0/0	.000	0/0	0.0	0
2015	Denver	3	0/0	1/1	4/4	3/3	2/2	0/0	10/10	1.000	3/3	100.0	33
<b>CAREER TOTALS</b>		<b>4</b>	<b>0/0</b>	<b>1/1</b>	<b>4/4</b>	<b>3/3</b>	<b>2/2</b>	<b>0/0</b>	<b>10/10</b>	<b>1.000</b>	<b>3/3</b>	<b>100.0</b>	<b>33</b>

**ADDITIONAL STATISTICS:** Kickoffs — 2014 (4 for 235 yards, 58.8 avg., 2 TBs), 2015 (17 for 1,102 yards, 64.8 avg., 14 TBs), TOTAL (21 for 1,337 yards, 63.7 avg., 16 TBs).

### MCMANUS' SINGLE GAME HIGHS

(Postseason in parentheses)

**Field goals made** — 4, four times, last vs. Indianapolis, 9/18/16 (5 vs. Pittsburgh, 1/17/16). **Field goals attempted** — 5, three times, last vs. Indianapolis, 9/18/16 (5 vs. Pittsburgh, 1/17/16). **Longest field goal made** — 57 vs. Baltimore, 9/13/15 (52 vs. New England, 1/24/16). **PATs made** — 6 vs. San Francisco, 10/19/14 (2 vs. New England, 1/24/16). **Points scored** — 14, twice, last vs. Indianapolis, 9/18/16 (15 vs. Pittsburgh, 1/17/16).

### MCMANUS' GAME-WINNING KICKS (3)

Date	Opponent	Down/Tied	Distance	Time Left	Drive/T.O.P.
10/4/15	vs. Minnesota	20-20, 4th	39 yards	1:51, 4th	9-55-3:20
10/18/15	at Cleveland	23-23, OT	34 yards	4:56, OT	13-72-6:42
12/28/15	vs. Cincinnati	17-17, OT	37 yards	10:00, OT	14-61-5:00



**BRANDON MCMANUS' 2016 GAME-BY-GAME**

(Victories asterisked)

2016 DENVER (8-5)		FIELD GOALS								PATs			
Date	Opponent	P/S	10-19	20-29	30-39	40-49	50-59	60+	TOTAL	Pct.	Md./Att.	Pct.	Pts.
Sep 8	vs. Carolina*	P	0/0	0/0	0/0	0/0	0/0	0/0	0/0	—	3/3	1.000	3
Sep 18	vs. Indianapolis*	P	0/0	1/1	2/2	1/1	0/1	0/0	4/5	.800	2/2	1.000	14
Sep 25	at Cincinnati*	P	0/0	1/1	0/0	0/0	0/0	0/0	1/1	1.000	2/3	.667	5
Oct 2	at Tampa Bay*	P	0/0	1/1	1/1	0/0	0/0	0/0	2/2	1.000	3/3	1.000	9
Oct 9	vs. Atlanta	P	0/0	0/0	1/1	2/2	0/0	0/0	3/3	1.000	1/1	1.000	10
Oct 13	at San Diego	P	0/0	1/1	0/0	1/1	0/1	0/0	2/3	.667	1/1	1.000	7
Oct 24	vs. Houston*	P	0/0	1/1	1/1	0/0	0/0	0/0	2/2	1.000	3/3	1.000	9
Oct 30	vs. San Diego*	P	0/0	2/2	0/0	0/0	0/0	0/0	2/2	1.000	3/3	1.000	9
Nov 6	at Oakland	P	0/0	0/0	0/0	1/1	1/1	0/0	2/2	1.000	2/2	1.000	8
Nov 13	at New Orleans*	P	0/0	1/1	1/1	0/1	1/1	0/0	3/4	.750	2/2	1.000	11
Nov 27	vs. Kansas City	P	0/0	0/0	1/1	1/1	0/0	0/1	2/3	.667	3/3	1.000	9
Dec 4	at Jacksonville*	P	0/0	0/0	1/1	1/1	0/0	0/0	2/2	1.000	2/2	1.000	8
Dec 11	at Tennessee	P	0/0	0/0	1/1	0/0	0/0	0/0	1/1	1.000	1/1	1.000	4
<b>Season Totals</b>			<b>13/0</b>	<b>0/0</b>	<b>8/8</b>	<b>9/9</b>	<b>7/8</b>	<b>2/4</b>	<b>26/30</b>	<b>.867</b>	<b>28/29</b>	<b>.966</b>	<b>106</b>





# VON MILLER

58

## OUTSIDE LINEBACKER

6-3 • 250 • 6TH YR. • TEXAS A&M

**BORN:** March 26, 1989, in DeSoto, Texas

**HIGH SCHOOL:** DeSoto (Texas) High School

**ACQUIRED:** Draft #1 (2nd overall), 2011

**NFL YEAR:** 6th • **YEAR WITH BRONCOS:** 6th

**NFL GAMES PLAYED/STARTED:** 85/85 • **POSTSEASON GP/GS:** 7/7



### MILLER AT A GLANCE:

- A sixth-year linebacker and four-time Pro Bowl selection who has 320 tackles (253 solo), 73.5 sacks (461 yds.), one interception, 13 passes defended, 18 forced fumbles and four fumble recoveries in his first six seasons with Denver.
- Notched 70 career sacks through his first 83 games, tied for the fourth fastest mark in NFL history (since 1982).
- Named MVP of Super Bowl 50—the 10th defensive player to earn the honor—after posting 2.5 sacks (27 yds.) and forcing two fumbles that led to touchdowns in Denver's 24-10 win against Carolina.
- Received All-Pro recognition from the Associated Press in four of his five NFL seasons, including first-team designations in 2012 and 2015.
- Ranks second in NFL history (since 1982) in sacks per game (0.87) among players appearing in at least 40 contests.
- Owns the most seasons (5) with double-digit sack totals in Broncos history.
- Led the league with five sacks (31 yds.) in addition to posting 12 tackles (9 solo) in Sept. 2016, earning AFC Defensive Player of the Month honors for his efforts.
- Selected to his fourth Pro Bowl in 2015, joining Hall of Fame running back Floyd Little and Ring of Fame safety Steve Atwater as the only players in team history to make at least four Pro Bowls in their first five years with the team.
- Totaled 35 tackles (30 solo), 11 sacks (78 yds.), one pass defended, four forced fumbles and three fumble recoveries in 2015 while starting all 16 games for the third time in his career.
- Named AFC Defensive Player of the Month for October 2014 after leading all NFL players in sacks (7) and tackles for a loss (10).
- Voted as runner-up for the NFL Defensive Player of the Year in 2012, setting a Broncos single-season record with 18.5 sacks and finishing the year also ranked in the NFL's Top 5 in quarterback knockdowns (27), tackles for a loss (28) and forced fumbles (6).
- Joined current teammate DeMarcus Ware (Dal., 2008) in 2012 as the only two players since at least 1994 with 15 sacks, 25 tackles for a loss and five forced fumbles in a single season.
- Won AFC Defensive Player of the Month honors after leading the conference with eight sacks and 10 tackles for a loss in November 2012.
- Named NFL Defensive Rookie of the Year and a Pro Bowl starter in 2011 after tying the franchise rookie sack record (11.5).
- Became just the second player in Broncos history (K David Treadwell, 1989) to be selected to the Pro Bowl as a rookie.
- Earned AFC Player of the Week honors on three occasions (Week 11—2011; Week 11—2012; Week 2—2016).
- Posted 27.5 sacks in 26 starts over his last two seasons at Texas A&M University and won the Butkus Award (nation's best linebacker) in addition to being named a consensus All-American as a senior in 2010.
- Finished his collegiate career with 33 sacks (fourth in school history) and 50.5 tackles for a loss in 47 games played (30 starts).
- Selected by the Broncos in the first round (2nd overall) of the 2011 NFL Draft.

**CAREER TRANSACTIONS:** Signed by Denver as a draft choice 7/29/11.

### 58's TROPHY CASE

Pro Bowls (4).....	2011-12, 14-15
All-Pro (First Team) (2).....	2012, '15
All-Pro (Second Team) (2).....	2011, '14
Super Bowl 50 MVP .....	2015
NFL Defensive Rookie of the Year....	2011



## MILLER ON A TORRID PACE THROUGH FIVE SEASONS

### MOST SACKS THROUGH FIRST FIVE SEASONS

Player	GP	Sk.
1. Reggie White, Phi.	73	81.0
2. J.J. Watt, Hou.	80	74.5
3. Derrick Thomas, K.C.	79	66.0
4. DeMarcus Ware, Dal.	80	64.5
5. Richard Dent, Chi.	75	61.5
6. Von Miller, Den.	72	60.0

### MOST SACKS PER GAME (MIN. 50 GP)

Player	GP	Sk.	Sk./G
1. J.J. Watt	83	76.0	0.92
2. Von Miller	85	73.5	0.86
3. Reggie White	232	198.0	0.85
4. Aldon Smith	59	47.5	0.81
5. DeMarcus Ware	176	138.5	0.80



**2016:** Miller posted three solo tackles and one sack (6 yds.) vs. Car. (9/8)... Matched a career-high with three sacks (20 yds.)—including a strip-sack of Andrew Luck that led to a 15-yard touchdown return—in addition to posting seven tackles (5 solo) and one pass defended vs. Ind. (9/18)... Named AFC Defensive Player of the Week for the third time in his career for his efforts against Indianapolis... Posted two tackles (1 solo) and one sack (5 yds.) at Cin. (9/25)... Named AFC Defensive Player of the Month of September... Recorded three tackles (1 solo) and 0.5 sacks (4 yds.) at T.B. (10/2)... Registered four tackles (2 solo), one sack (6 yds.) and one pass defended vs. Atl. (10/9)... Notched six solo tackles and one sack at S.D. (10/13), extending his regular-season sack streak to seven games, the longest of his career... Tallied three solo tackles vs. Hou. (10/24)... Posted four tackles (2 solo) and one sack (1 yds.) vs. S.D. (10/30)... Recorded two tackles (1 solo) and one sack (5 yds.) at Oak. (11/6)... Posted four solo tackles at N.O. (11/13)... Matched a career high with 10 tackles (9 solo) and recorded 3.0 sacks (16 yds.) for the fourth time in his career vs. K.C. (11/27)... Tied Pro Football Hall of Fame DE Bruce Smith as the fourth-fastest player in NFL history to 70 quarterback takedowns and Ring of Fame LB Simon Fletcher for the most double-digit sack seasons (5) in team history... Strip-sacked Blake Bortles and posted three solo sacks at Jac. (12/4)... Led the team with seven tackles (6 solo) at Ten. (12/11).

**2015:** Miller was selected to his fourth career Pro Bowl—one of three players in team history to make at least four Pro Bowls in their first five years with the club—after recording his fourth 10+ sack season (11-78) and adding 35 tackles (30 solo), four forced fumbles and three fumble recoveries... Posted five sacks (40 yds.) between the AFC Championship and Super Bowl to tie Terrell Suggs (2010) for the most sacks in consecutive postseason games... Named MVP of Super Bowl 50 after totaling six tackles (5 solo), 2.5 sacks (27 yds.), two forced fumbles and one pass defended with both of his forced fumbles leading to Denver's only touchdowns of the game... Recorded four solo tackles and became the third-fastest player in NFL history to 50 sacks (58 games) at K.C. (9/17)... Moved into eighth all-time in team history with his 56th career sack (7 yds.) vs. N.E. (11/29)... Posted his 14th career multi-sack game, taking down Chargers QB Philip Rivers twice (15 yds.) at S.D. (12/6)... Became the third Bronco in team history to post 10-plus sacks in four or more seasons vs. Oak. (12/13)... Registered two solo tackles in Denver's AFC Divisional Playoff Game vs. Pit. (1/17)... Set a Broncos postseason record with 2.5 sacks (13 yds.) in addition to intercepting one pass (4 yds.) and making five tackles (4 solo) in Denver's AFC Championship Game vs. N.E. (1/24)... Matched his team-record 2.5 sacks (27 yds.), forced two fumbles that led to touchdowns and posted six tackles (5 solo) to earn MVP honors in Denver's Super Bowl 50 victory vs. Car. (2/7).

**2014:** Miller started all 16 regular-season games for the second time in his career and earned his third Pro Bowl nod after totaling 59 tackles (42 solo), 14 sacks (82.5 yds.), two passes defended and one fumble recovery... Became the fifth Broncos linebacker to be selected to at least three Pro Bowls and just the sixth player in team history to make at least three Pro Bowls in his first four years in the league... Led the Broncos with 16 tackles for a loss and 28 quarterback hits... Moved into fourth place on the club's single-season sack chart with his 14 sacks... Recorded his 12th career multiple-sack game vs. S.F. (10/19)... Posted six consecutive games with a sack (Games 2-7), to tie for the longest such streak of his career... Named AFC Defensive Player of the Month for October after leading all NFL players in sacks (7) and tackles for a loss (10) for the month... Recorded his 13th multiple-sack game (2-11) at K.C. (11/30)... Posted a team-high six tackles (5 solo), including two tackles for a loss, in Denver's AFC Divisional Playoff Game vs. Ind. (1/11).

**2013:** Miller started all nine games he appeared in after serving a six-game suspension to begin the season and ending the year on injured reserve... Made his 2013 debut with two tackles, including one for a loss and two quarterback hits at Ind. (10/20)... Sacked Robert Griffin III and forced a fumble that was recovered by

## MILLER 10TH DEFENSIVE PLAYER TO BE NAMED SUPER BOWL MVP

### NFL DEFENSIVE PLAYERS TO BE NAMED SUPER BOWL MVP

Year	SB	Player	Team	Position
1970	V	Chuck Howley	Dallas	Linebacker
1972	VII	Jake Scott	Miami	Safety
1977	XII	Harvey Martin	Dallas	Defensive End
1977	XII	Randy White	Dallas	Defensive Tackle
1985	XX	Richard Dent	Chicago	Defensive End
1995	XXX	Larry Brown	Dallas	Cornerback
2000	XXXV	Ray Lewis	Baltimore	Linebacker
2002	XXXVII	Dexter Jackson	Tampa Bay	Safety
2013	XLVIII	Malcolm Smith	Seattle	Linebacker
2015	50	Von Miller	Denver	Linebacker



**MILLER IN DENVER'S RECORD BOOKS**

**MOST SACKS IN A SEASON, BRONCOS HISTORY**

Player	Year	No.
1. Von Miller	2012	18.5
2. Elvis Dumervil	2009	17.0
3. Simon Fletcher	1992	16.0
4. Von Miller	2014	14.0
5. Simon Fletcher	1993	13.5
Simon Fletcher	1991	13.5
Von Miller	2016	13.5

**MOST 10-SACK SEASONS, BRONCOS HISTORY**

Player	No.	Years
1. Von Miller	5	2011-12, '14-16
Simon Fletcher	5	1989-93
3. Paul Smith	4	1970-73
4. Elvis Dumervil	3	2007, '09, '12
Rulon Jones	3	1980, '84-85
Rich Jackson	3	1968-70\

**MOST CAREER SACKS, BRONCOS HISTORY**

Player	Years	No.
1. Simon Fletcher	1985-95	97.5
2. Karl Mecklenburg	1983-94	79.0
3. Barru Chavous	1973-85	75.0
4. Rulon Jones	1980-88	73.5
Von Miller	2011-pres.	73.5

Derek Wolfe vs. Was. (10/27)... Recovered his first career fumble and returned it 60 yards for a touchdown at N.E. (11/24) to mark seventh-longest such play in team history... Tore his ACL at Hou. (12/22) and was placed on injured reserve on Dec. 24.

**2012:** Miller started every game for the Broncos in his second NFL season and finished as the runner-up for NFL Defensive Player of the Year after ranking in the league's Top 5 in sacks (18.5), quarterback knockdowns (27), quarterback hurries (12), tackles for a loss (28), run stuffs (13) and forced fumbles (6)... Ranked fourth on the team with 68 tackles (55 solo) and added an interception return for a touchdown while receiving first-team All-Pro recognition and being selected to his second consecutive Pro Bowl as a starter... Set the franchise single-season record with 18.5 sacks to rank third in the NFL and joined DeMarcus Ware (Dal., 2008) as one of two players since at least 1994 with 15 sacks, 25 tackles for a loss and five forced fumbles in a single season... Named AFC Defensive Player of the Month for November after totaling 20 tackles (18 solo), eight sacks (54 yds.), 10 tackles for a loss and three forced fumbles in four games... Recorded a pair of sacks, while adding eight tackles (7 solo), one pass breakup, one forced fumble and five tackles for a loss at N.E. (10/7)... Set a career high with three sacks (18 yds.) at Cin. (11/4)... Earned Peter King's (*Sports Illustrated*) Defensive Player of the Week award after making six tackles—all of which came for a loss or no gain—in addition to one sack, one forced fumble and a quarterback hit on quarterback Cam Newton that resulted in an interception returned for a touchdown at Car. (11/11)... Became the first Bronco since at least 1982 to record three sacks and two forced fumbles in a single game vs. S.D. (11/18), earning Peter King's Defensive Player of the Week award for the second consecutive week... Intercepted his first career pass and returned it 26 yards for a touchdown vs. T.B. (12/2)... Extended his sack streak to a career-best six games, strip-sacking quarterback Carson Palmer for his fifth forced fumble in a five-week span at Oak. (12/6)... Became the Broncos' single-season sack record holder with 1.5 sacks vs. Cle. (12/23)... Sacked quarterback Brady Quinn to extend his single-season record to 18.5 vs. K.C. (12/30)... Led the team with nine tackles and a half sack in Denver's AFC Divisional Playoff Game vs. Bal. (1/12).

**2011:** Selected by Denver in the first round (2nd overall) of the 2011 NFL Draft, Miller started all 15 games played and tied the franchise rookie record with 11.5 sacks en route to being named the Associated Press NFL Defensive Rookie of the Year... Elected as a starter for the Pro Bowl to become just the second Bronco to play in the league's annual All-Star game as a rookie in addition to garnering second-team All-Pro honors from the Associated Press... Finished fifth on the club with 64 tackles (50 solo) and added a team-best 19 tackles for a loss and 24 quarterback hits to go along with four passes defended and two forced fumbles... Named the Denver Athletic Club's Colorado Athlete of the Year... Missed Week 13 with a thumb injury and was forced to play the season's final six games, including the playoffs, with a cast on his hand... Produced two separate five-game stretches with at least a half sack.

**COLLEGE:** Miller played 47 games (30 starts) at Texas A&M University and finished his career with 182 tackles (104 solo), 33 sacks (fourth in school history), 50.5 tackles for a loss, 10 forced fumbles and four fumble recoveries... Posted 27.5 sacks in 26 starts over his last two seasons and won the Butkus Award (nation's best linebacker) in addition to being named a consensus All-American as a senior in 2010... Tabbed as a unanimous All-Big 12 Conference performer after leading the nation with 17 sacks (115 yds.) as a junior in 2009 playing a hybrid "jack" position... Named to *The Sporting News'* Freshman All-Big 12 Team in 2007 after seeing action in nine games as a true freshman for the Aggies.

**PERSONAL:** Miller attended DeSoto (Texas) High School, where he was named the District 8-5A Defensive MVP as a senior after totaling 76 tackles and six sacks... Majored in university studies with a concentration in agriculture and life sciences at Texas A&M... Started Von's Vision, a foundation dedicated to providing eye care, glasses and contact lenses to underprivileged youth... Visited the Middle East as part of an NFL USO Tour in March 2013... Von Miller was born on March 26, 1989, in DeSoto, Texas.



## MILLER'S REGULAR SEASON RECORD

Year	Club	G	S	UT	A	TT	S-Yds.	I-Yds.	PD	FF	FR	TD-Int.	TD-FR	S	Pts.
2011	Denver	15	15	50	14	64	11.5-77	0-0	4	2	0	0	0	0	0
2012	Denver	16	16	55	13	68	18.5-129.5	1-26	2	6	0	1	0	0	6
2013	Denver	9	9	27	7	34	5-29	0-0	1	3	1	0	1	0	6
2014	Denver	16	16	42	17	59	14-82.5	0-0	2	1	1	0	0	0	0
2015	Denver	16	16	30	5	35	11-78	0-0	1	4	3	0	0	0	0
2016	Denver	13	13	48	12	60	13.5-65	0-0	3	2	0	0	0	0	0
<b>CAREER TOTALS</b>		<b>85</b>	<b>85</b>	<b>253</b>	<b>68</b>	<b>320</b>	<b>73.5-461</b>	<b>1-26</b>	<b>13</b>	<b>18</b>	<b>5</b>	<b>1</b>	<b>1</b>	<b>0</b>	<b>12</b>

## MILLER'S POSTSEASON RECORD

Year	Club	G	S	UT	A	TT	S-Yds.	I-Yds.	PD	FF	FR	TD-Int.	TD-FR	S	Pts.
2011	Denver	2	2	3	0	3	1-4	0-0	0	0	0	0	0	0	0
2012	Denver	1	1	7	2	9	0.5-3.5	0-0	0	0	0	0	0	0	0
2014	Denver	1	1	5	1	6	0-0	0-0	0	0	0	0	0	0	0
2015	Denver	3	3	11	2	13	5-40	1-4	2	2	0	0	0	0	0
<b>CAREER TOTALS</b>		<b>7</b>	<b>7</b>	<b>26</b>	<b>5</b>	<b>31</b>	<b>6.5-47.5</b>	<b>1-4</b>	<b>2</b>	<b>2</b>	<b>0</b>	<b>0</b>	<b>0</b>	<b>0</b>	<b>0</b>

## MILLER'S SINGLE GAME HIGHS

(Postseason in parentheses)

**Tackles** — 10, twice, last vs. Kansas City 11/27/16 (9 vs. Baltimore, 1/12/13). **Sacks** — 3, four times, last vs. Kansas City, 11/27/16 (2.5<sup>^</sup>, twice, last vs. Carolina, 2/7/16). **Sack yards** — 29 vs. San Diego, 11/18/12 (27<sup>^</sup> vs. Carolina, 2/7/16). **Interceptions** — 1 vs. Tampa Bay, 12/2/12 (1 vs. New England, 1/24/16). **Interception return yards** — 26 vs. Tampa Bay, 12/2/12 (4 vs. New England, 1/24/16). **Forced fumbles** — 2 vs. San Diego, 11/18/12 (2<sup>^</sup> vs. Carolina, 2/7/16). **Fumble recoveries** — 1, five times, last at San Diego, 12/6/15 (none). **Fumble return yards** — 60 at New England, 11/24/13 (none).

<sup>^</sup>Broncos Record

## MILLER'S MULTIPLE SACK GAMES (18)

\*denotes win; # denotes postseason (The Broncos are 14-3 when Miller records more than one sack in a game.)

Date	Opponent	S-Yds.
10/2/11	at Green Bay	2-12
11/13/11	at Kansas City*	1.5-6.5
11/17/11	vs. N.Y. Jets*	1.5-12
9/9/12	vs. Pittsburgh*	2-15
10/7/12	at New England	2-7
11/4/12	at Cincinnati*	3-18
11/18/12	vs. San Diego*	3-29
12/23/12	vs. Cleveland*	1.5-12.5
11/24/13	at New England	2-11
10/5/14	vs. Arizona*	2-15.5
10/12/14	at N.Y. Jets*	2-10
10/19/14	vs. San Francisco*	2-18
11/30/14	at Kansas City*	2-11
12/6/15	at San Diego*	2-15
1/24/16	vs. New England*#	2.5-13
2/7/16	vs. Carolina*#	2.5-27
9/18/16	vs. Indianapolis*	3-24
11/27/16	vs. Kansas City	3-16

## MILLER'S SACKS BY QUARTERBACK

Figures in italics include postseason totals

Quarterback	Sacks	Quarterback	Sacks
Philip Rivers	13.0	Shaun Hill	1.0
Alex Smith	8.0	Josh Freeman	1.0
<i>Tom Brady</i>	<i>7.5</i>	Robert Griffin III	1.0
Andy Dalton	5.0	Teddy Bridgewater	1.0
<i>Cam Newton</i>	<i>4.5</i>	Jay Cutler	1.0
Derek Carr	4.0	Caleb Hanie	1.0
<i>Ben Roethlisberger</i>	<i>3.0</i>	Matt Hasselbeck	1.0
Andrew Luck	3.0	Drew Stanton	1.0
Colin Kaepernick	2.0	Russell Wilson	1.0
Geno Smith	2.0	Matt Moore	1.0
Brady Quinn	2.0	Aaron Rodgers	1.0
Aaron Rodgers	2.0	Kyle Orton	1.0
Matt Ryan	2.0	Logan Thomas	1.0
Brandon Weeden	1.5	Ryan Fitzpatrick	1.0
Matt Cassel	1.5	Blake Bortles	1.0
Carson Palmer	1.5	<i>Joe Flacco</i>	<i>0.5</i>
Mark Sanchez	1.5	Jaime Winston	0.5



VON MILLER'S 2016 GAME-BY-GAME

(Victories asterisked)

2016 DENVER (8-5)		TACKLES								
Date	Opponent	P/S	UT	A	TT	S-Yds.	I-Yds.	PD	FF	FR
Sep 8	vs. Carolina*	S	3	0	3	1-6	0-0	0	0	0
Sep 18	vs. Indianapolis*	S	5	2	7	3-20	0-0	1	1	0
Sep 25	at Cincinnati*	S	1	1	2	1-5	0-0	0	0	0
Oct 2	at Tampa Bay*	S	2	2	4	0.5-4	0-0	0	0	0
Oct 9	vs. Atlanta	S	2	2	4	1-6	0-0	1	0	0
Oct 13	at San Diego	S	6	0	6	1-0	0-0	0	0	0
Oct 24	vs. Houston*	S	3	0	3	0-0	0-0	0	0	0
Oct 30	vs. San Diego*	S	2	2	4	1-1	0-0	0	0	0
Nov 6	at Oakland	S	1	1	2	1-5	0-0	0	0	0
Nov 13	at New Orleans*	S	4	0	4	0-0	0-0	0	0	0
Nov 27	vs. Kansas City	S	9	1	10	3-16	0-0	1	0	0
Dec 4	at Jacksonville*	S	4	0	4	1-2	0-0	0	1	0
Dec 11	at Tennessee	S	6	1	7	0-0	0-0	0	0	0
Season Totals		13/13	48	12	60	13.5-65	0-0	3	2	0





## COREY NELSON

52

### INSIDE LINEBACKER

6-1 • 226 • 3RD YR. • OKLAHOMA

BORN: April 22, 1992, in Dallas

HIGH SCHOOL: Skyline High School, Dallas

ACQUIRED: Draft #7 (242nd overall), 2014

NFL YEAR: 3rd • YEAR WITH BRONCOS: 3rd

NFL GAMES PLAYED/STARTED: 45/2 • POSTSEASON GP/GS: 4/0



### NELSON AT A GLANCE:

- A third-year linebacker who saw action in all 45 regular-season games (2 starts) and four postseason contests in his first three NFL seasons with Denver, totaling 59 defensive tackles (38 solo), five passes defended and 18 special-teams stops.
- Named the Broncos' inaugural Community Rookie of the Year in 2014 for his off-field contributions during his first NFL season.
- Played 45 games (27 starts) for the University of Oklahoma and finished his collegiate career with 154 tackles (76 solo), 7.5 sacks (43 yds.), one interception (24 yds.), 11 passes defended and one fumble recovery.
- Started 27 of his final 31 contests for the Sooners, including all five games played as a senior in 2013 before suffering a season-ending pectoral injury.
- Selected by the Broncos in the seventh round (242nd overall) of the 2014 NFL Draft.

**CAREER TRANSACTIONS:** Signed by Denver as a draft choice 6/2/14.



**2016:** Nelson posted two solo tackles vs. Car. (9/8)... Saw action on defense and special teams vs. Ind. (9/18)... Notched one solo tackle at Cin. (9/25)... Tallied two solo tackles and one special-teams stop at T.B. (10/2)... Registered one tackle and one special-teams stop vs. Atl. (10/9) and at S.D. (10/13)... Recorded four tackles (2 solo) and three special-teams stops vs. Hou. (10/24)... Made his first career start and finished with five tackles and one pass defended vs. S.D. (10/30)... Tallied six tackles (4 solo) and one special-teams stop at Oak. (11/6)... Notched four tackles (1 solo) at N.O. (11/13)... Recorded one pass defended vs. K.C. (11/27)... Posted four tackles (3 solo) and two passes defended at Jac. (12/4)... Registered six tackles (5 solo) at Ten. (12/11).

**2015:** Nelson played all 16 regular-season games and totaled 10 tackles (9 solo), one sack (1 yds.) and seven special-teams stops... Saw action on defense and special teams in all three of Denver's postseason games, contributing one tackle and three special-teams stops... Totaled two or more special-teams stops in three games... Posted one solo defensive stop and a team-high three special-teams tackles in Denver's Super Bowl 50 victory vs. Car. (2/7).

**2014:** Selected by the Broncos in the seventh round (242nd overall) of the 2014 NFL Draft, Nelson played all 16 regular-season games and totaled 13 tackles (7 solo), one pass defended and four special-teams stops... Made his Broncos debut in the season opener vs. Ind. (9/7) on special teams... Recorded his first career special-teams tackle at Sea. (9/21)... Tallied his first career defensive stop at NYJ (10/12) and finished with a team-high seven tackles (3 solo).

**COLLEGE:** Nelson started 27 of his final 31 contests for the University of Oklahoma and finished his collegiate career with 154 tackles (76 solo), 7.5 sacks (43 yds.), one interception (24 yds.), 11 passes defended and one fumble recovery... Suffered a season-ending pectoral injury five games into his senior campaign... Named an honorable mention All-Big 12 Conference selection as a sophomore after appearing in all 13 games (11 starts) and totaling a career-high 59 tackles (29 solo) in addition to 5.5 sacks (34 yds.), four passes defended and one fumble recovery.

**PERSONAL:** Nelson was named 5A Defensive Player of the Year by the Associated Press and a first-team All-American by MaxPreps.com after his senior year at Skyline High School in Dallas, where he collected 133 tackles and nine sacks while blocking five field goals... Selected as an all-state defensive end as a sophomore... Majored in communication at Oklahoma and was selected to the Academic All-Big 12 Teams in 2011 (first team) and 2012 (second team)... Named the Broncos' inaugural Community Rookie of the Year in 2014 for his contributions to the community during his first NFL season... Corey Nelson was born on April 22, 1992, in Dallas.



### NELSON'S REGULAR SEASON RECORD

Year	Club	G	S	UT	A	TT	S-Yds.	I-Yds.	PD	FF	FR	TD-Int.	TD-FR	S	Pts.
2014	Denver	16	0	7	6	13	0-0	0-0	1	0	0	0	0	0	0
2015	Denver	16	0	9	1	10	1-1	0-0	0	0	0	0	0	0	0
2016	Denver	13	2	22	14	36	0-0	0-0	4	0	0	0	0	0	0
<b>CAREER TOTALS</b>		<b>45</b>	<b>2</b>	<b>36</b>	<b>21</b>	<b>57</b>	<b>1-1</b>	<b>0-0</b>	<b>5</b>	<b>0</b>	<b>0</b>	<b>0</b>	<b>0</b>	<b>0</b>	<b>0</b>

**ADDITIONAL STATISTICS:** *Special-teams tackles* — 2014 (4), 2015 (7), 2016 (7), **TOTAL (18).**

### NELSON'S POSTSEASON RECORD

Year	Club	G	S	UT	A	TT	S-Yds.	I-Yds.	PD	FF	FR	TD-Int.	TD-FR	S	Pts.
2014	Denver	1	0	0	0	0	0-0	0-0	0	0	0	0	0	0	0
2015	Denver	3	0	1	0	1	0-0	0-0	0	0	0	0	0	0	0
<b>CAREER TOTALS</b>		<b>4</b>	<b>0</b>	<b>1</b>	<b>0</b>	<b>1</b>	<b>0-0</b>	<b>0-0</b>	<b>0</b>	<b>0</b>	<b>0</b>	<b>0</b>	<b>0</b>	<b>0</b>	<b>0</b>

**ADDITIONAL STATISTICS:** *Special-teams tackles* — 2014 (1), 2015 (3), **TOTAL (4).**

### COREY NELSON'S 2016 GAME-BY-GAME

(Victories asterisked)

2016 DENVER (8-5)		TACKLES													
Date	Opponent	P/S	UT	A	TT	S-Yds.	I-Yds.	PD	FF	FR					
Sep 8	vs. Carolina*	P	2	0	2	0-0	0-0	0	0	0					
Sep 18	vs. Indianapolis*	P	0	0	0	0-0	0-0	0	0	0					
Sep 25	at Cincinnati*	P	1	0	1	0-0	0-0	0	0	0					
Oct 2	at Tampa Bay*	P	2	0	2	0-0	0-0	0	0	0					
Oct 9	vs. Atlanta	P	0	1	0	0-0	0-0	0	0	0					
Oct 13	at San Diego	P	1	0	1	0-0	0-0	0	0	0					
Oct 24	vs. Houston*	P	2	2	4	0-0	0-0	0	0	0					
Oct 30	vs. San Diego*	S	1	4	5	0-0	0-0	1	0	0					
Nov 6	at Oakland	P	4	2	6	0-0	0-0	0	0	0					
Nov 13	at New Orleans*	P	1	3	4	0-0	0-0	0	0	0					
Nov 27	vs. Kansas City	P	0	0	0	0-0	0-0	1	0	0					
Dec 4	at Jacksonville*	P	3	1	4	0-0	0-0	2	0	0					
Dec 11	at Tennessee	S	5	1	6	0-0	0-0	0	0	0					
<b>Season Totals</b>			<b>13/2</b>	<b>22</b>	<b>14</b>	<b>36</b>	<b>0-0</b>	<b>0-0</b>	<b>4</b>	<b>0</b>	<b>0</b>				





## JORDAN NORWOOD

11

### WIDE RECEIVER

5-11 • 180 • 7TH YR. • PENN STATE

BORN: Sept. 29, 1986, in Honolulu

HIGH SCHOOL: State College (Pa.) Area High School

ACQUIRED: Free Agent, 2014

NFL YEAR: 7th • YEAR WITH BRONCOS: 3rd

NFL GAMES PLAYED/STARTED: 40/14 • POSTSEASON GP/GS: 3/1



### NORWOOD AT A GLANCE:

- A seventh-year wide receiver who totaled 77 receptions for 815 yards (10.6 avg.) with two touchdowns during his first seven NFL seasons with Philadelphia (2009), Cleveland (2010-12) and Denver (2014-16).
- Appeared in 11 regular-season games (5 starts) in addition to three postseason contests (1 start) in 2015, finishing with 22 catches for 207 yards (9.4 avg.), six punt returns for 51 yards (8.5 avg.) and two kickoff returns for 29 yards (14.5 avg.).
- Posted the longest punt return (61 yds.) in Super Bowl history in Denver's 24-10 win vs. Carolina in Super Bowl 50.
- Competed with the Broncos during training camp in 2014 before being placed on injured reserve (knee) and missing the season.
- Posted a career-high 23 catches for 268 yards (11.7 avg.) with one score in 14 games (4 starts) with Cleveland in 2011.
- Played four seasons at Penn State University, totaling 158 receptions for 2,015 yards (12.8 avg.) with 13 touchdowns.
- Joined the Broncos a free agent on Dec. 31, 2013.
- Entered the NFL with Cleveland as a college free agent on May 1, 2009.

**CAREER TRANSACTIONS:** Signed by Cleveland as a college free agent 5/1/09; Waived by Cleveland 9/5/09; Signed by Philadelphia (practice squad) 9/23/09; Signed by Philadelphia (active roster) 12/1/09; Waived by Philadelphia 12/7/09; Signed by Philadelphia (practice squad) 12/9/09; Waived by Philadelphia 9/4/10; Signed by Cleveland (practice squad) 9/6/10; Signed by Cleveland (active roster) 11/30/10; Waived by Cleveland 8/26/13; Signed by Tampa Bay 8/28/13; Waived by Tampa Bay 8/31/13; Signed by Denver 12/31/13.



**2016:** Norwood returned two punts for 26 yards (13.0 avg.) vs. Car. (9/8)... Caught three passes for 24 yards (8.0 avg.) and returned two punts for 26 yards (13.0 avg.) vs. Ind. (9/18)... Returned one punt for 11 yards and carried one time at Cin. (9/25)... Caught a pair of passes for 25 yards (12.5 avg.) and returned two punts for 12 yards (6.0 avg.) at T.B. (10/2)... Caught two passes for 24 yards (12.0 avg.) and returned one punt for 17 yards vs. Atl. (10/9)... Hauled in five passes for 39 yards (7.8 avg.) and returned two punts for 16 yards (8.0 avg.) and two kickoffs for 46 yards (23.0 avg.) at S.D. (10/13)... Caught one pass for eight yards and returned three punts for 33 yards (11.0 avg.) and one kickoff for 19 yards vs. Hou. (10/24)... Returned a pair of punts for 15 yards (7.5 avg.) and caught one pass for nine yards vs. S.D. (10/30)... Scored on a 36-yard touchdown and finished with two catches for 56 yards (28.0 avg.) in addition to returning one punt for 12 yards at Oak. (11/6)... Made three catches for 18 yards (6.0 avg.) and returned two punts for 17 yards (8.5 avg.) at N.O. (11/13)... Returned five punts for 14 yards vs. K.C. (11/27)... Played on offense at Jac. (12/4)... Was inactive at Ten. (12/11).

**2015:** Norwood appeared in 11 regular-season games (5 starts) and three postseason contests (1 start), finishing with 22 catches for 207 yards (9.4 avg.)... Contributed in the return game, returning six punts for 51 yards (8.5 avg.) and two kickoffs for 29 yards (14.5 avg.)... Hauled in three passes for 48 yards (16.0 avg.) and returned three punts for 33 yards (11.0 avg.) vs. S.D. (1/3)... Started and caught one pass for 10 yards in his first career postseason appearance in Denver's AFC Divisional Playoff Game vs. Pit. (1/17)... Caught two passes for 16 yards

### NORWOOD SETS SUPER BOWL PUNT RETURN RECORD

#### LONGEST PUNT RETURNS, SUPER BOWL HISTORY

Player	Opponent	Length
1. Jordan Norwood, Den.	vs. Car. (2/7/16)	61
2. John Taylor, S.F.	vs. Cin. (1/22/89)	45
3. Steve Breaston, Ari.	vs. Pit. (2/1/09)	34
Darrell Green, Was.	vs. LAA (1/22/84)	34
Desmond Howard, G.B.	vs. N.E. (1/26/97)	34
Jermaine Lewis, Bal.	vs. NYG (1/28/01)	34



(8.0 avg.) and returned three punts for 21 yards (7.0 avg.) in Denver's AFC Championship Game vs. N.E. (1/24)...  
**Posted** the longest punt return in Super Bowl history (61 yds.) in Denver's Super Bowl 50 victory vs. Car. (2/7).

**2014:** Norwood missed the entire 2014 season with a knee injury sustained in training camp.  
**2013:** Norwood spent the year out of football after competing with Cleveland and Tampa Bay during the preseason.

**2012:** Norwood saw action in two games for Cleveland and totaled 13 catches for 137 yards (10.5 avg.)...  
Led the team with a career-best nine catches for 81 yards (9.0 avg.) at NYG (10/7)—the highest reception total for a Browns player in seven seasons... Placed on injured reserve (foot) on Oct. 12.

**2011:** Norwood appeared in a career-best 14 games (4 starts) and recorded 23 receptions for 268 yards (11.7 avg.) with one touchdown... Returned four punts for 35 yards (8.8 avg.)... Posted at least one reception in each of his final eight games of the season... Made his first career catch—a 6-yard reception—vs. Cin. (9/11)... Totaled 69 yards on four catches (17.3 avg.) and scored his first career touchdown at Cin. (11/27).

**2010:** Norwood spent the first 12 weeks on Cleveland's practice squad before being elevated to the club's 53-man roster... Inactive for the Browns' final five games.

**2009:** Norwood, who entered the NFL as a college free agent with Cleveland on May 1, competed with the Browns during training camp before being waived and spending the rest of his rookie season with Philadelphia... Spent 13 weeks on the Eagles' practice squad and appeared in one game for the club while on its active roster... Made his NFL debut at Atl. (12/6).

**COLLEGE:** Norwood played four seasons at Penn State University and totaled 158 receptions for 2,015 yards (12.8 avg.) with 13 touchdowns... Posted a career-best 637 yards and six scores on 41 catches (15.5 avg.) as a senior... Competed on the Nittany Lions' basketball team during the 2006-07 season, seeing action in four games for the school.

**PERSONAL:** Norwood attended State College (Pa.) Area High School, where he was a star football and basketball player... Posted 21 catches for 273 yards (13.0 avg.) with four touchdowns in helping the football team to the Class AAAA state semifinals... Selected as a two-time Mountain Athletic Conference Defensive Player of the Year as a point guard on the basketball team that captured the 2003 state title... His father, Brian Norwood, is the associate head coach (safeties) at Baylor University... His older brother, Gabe, was a member of the George Mason University basketball team that advanced to the 2006 NCAA Final Four... Jordan Shea Rashad Norwood was born on Sept. 29, 1986, in Honolulu.

NORWOOD'S REGULAR SEASON RECORD

Year	Club	RECEIVING							SCORING					
		G	S	No.	Yds.	Avg.	LG	TD	TD	TDr	TDp	TDrt	2pt	Pts.
2009	Philadelphia	1	0	0	0	0.0	—	0	0	0	0	0	0	0
2010	Cleveland	0	0	0	0	0.0	—	0	0	0	0	0	0	0
2011	Cleveland	14	4	23	268	11.7	51	1	1	0	1	0	0	6
2012	Cleveland	2	0	13	137	10.5	27	0	0	0	0	0	0	0
2013														
2014	Denver													
2015	Denver	11	5	22	207	9.4	34	0	0	0	0	0	0	0
2016	Denver	12	5	19	203	10.7	36t	1	1	0	1	0	0	6
CAREER TOTALS		40	14	77	815	10.6	51	2	2	0	2	0	0	12

**ADDITIONAL STATISTICS:** Punt returns — 2011 (4 for 35 yds., 8.8 avg., 14 LG), 2015 (6 for 51 yds., 8.5 avg., 14 LG), 2016 (23 for 199 yards, 8.7 avg., 17 LG), TOTAL (33 for 285 yds., 8.6 avg., 17 LG); Kick returns — 2015 (2 for 29 yds., 14.5 avg., 15 LG), 2016 (3 for 65 yards, 21.7 avg., 27 LG), TOTAL (5 for 94 yds., 18.8 avg., 27 LG); Rushed once for 1 yd. at N.Y. Giants, 10/7/12. Rushed once for no yards at Cincinnati, 9/25/16. Special teams FR— 2015 (1), Total (1). Miscellaneous tackles— 2015 (1), Total (1).

NORWOOD'S POSTSEASON RECORD

Year	Club	RECEIVING							SCORING					
		G	S	No.	Yds.	Avg.	LG	TD	TD	TDr	TDp	TDrt	2pt	Pts.
2015	Denver	3	1	3	26	8.7	13	0	0	0	0	0	0	0
CAREER TOTALS		3	1	3	26	8.7	13	0	0	0	0	0	0	0

**ADDITIONAL STATISTICS:** Punt returns — 2015 (4 for 82 yds., 20.5 avg., 61 LG), TOTAL (4 for 82 yds., 20.5 avg., 61 LG).

NORWOOD'S SINGLE GAME HIGHS

(Postseason in parentheses)

**Receptions** — 9 at N.Y. Giants, 10/7/12 (2 vs. New England, 1/24/16). **Receiving yards** — 81 at N.Y. Giants, 10/7/12 (16 vs. New England, 1/24/16). **Longest reception** — 51 vs. Jacksonville, 11/20/11 (13 vs. New England, 1/24/16). **Receiving touchdowns** — 1, twice, last at Oakland, 11/6/16 (none). **Punt return long** — 17 vs. Atlanta, 10/9/16 (61\* vs. Carolina, 2/7/16).  
\*Super Bowl Record



# JORDAN NORWOOD'S 2016 GAME-BY-GAME

(Victories asterisked)

2016 DENVER (8-5)			RECEIVING					SCORING	
Date	Opponent	P/S	No.	Yds.	Avg.	LG	TD	2pt.	Pts.
Sep 8	vs. Carolina*	S	0	0	—	—	0	0	0
Sep 18	vs. Indianapolis*	S	3	24	8.0	9	0	0	0
Sep 25	at Cincinnati*	P	0	0	—	—	0	0	0
Oct 2	at Tampa Bay*	S	2	25	12.5	21	0	0	0
Oct 9	vs. Atlanta	P	2	24	12.0	17	0	0	0
Oct 13	at San Diego	S	5	39	7.8	11	0	0	0
Oct 24	vs. Houston*	P	1	8	8.0	8	0	0	0
Oct 30	vs. San Diego*	P	1	9	9.0	9	0	0	0
Nov 6	at Oakland	P	2	56	28.0	36t	1	0	6
Nov 13	at New Orleans*	S	3	18	6.0	9	0	0	0
Nov 27	vs. Kansas City	P	0	0	—	—	0	0	0
Dec 4	at Jacksonville*	P	0	0	—	—	0	0	0
Dec 11	at Tennessee				INACTIVE				
Season Totals			12/5	19	203	10.7	36t	1	6





# RUSSELL OKUNG

73

## OFFENSIVE TACKLE

6-5 • 310 • 7TH YR. • OKLAHOMA STATE

BORN: Oct. 7, 1988, in Richmond, Texas

HIGH SCHOOL: George Bush High School, Fort Bend, Texas

ACQUIRED: Unrestricted Free Agent, 2016

NFL YEAR: 7th • YEAR WITH BRONCOS: 1st

NFL GAMES PLAYED/STARTED: 85/85 • POSTSEASON GP/GS: 12/12



### OKUNG AT A GLANCE:

- A seventh-year offensive tackle who started all 85 regular-season games played and 12 postseason contests—all at left tackle—in his first seven NFL seasons with Seattle (2010-15) and Denver (2016).
- Allowed the second-fewest sacks (22.0) among NFL offensive linemen with at least 70 starts at left tackle since entering the league in 2010.
- Contributed to a Seahawks offense that ranked second in the league in rushing (135.2 ypg.) from 2010-15.
- Opened 12 postseason contests at left tackle, which ties for first among NFL offensive linemen since 2010.
- Appeared in 13 games and both postseason contests for Seattle in 2015, helping the Seahawks to their fifth postseason appearance in six seasons.
- Named to the 2012 Pro Bowl after starting 15 games and helping running back Marshawn Lynch achieve 1,590 yards rushing and 11 touchdowns.
- Started 47-of-52 games (39 at LT; 8 at RT) at Oklahoma State University, earning unanimous All-American and first-team All-Big 12 honors as a junior and senior in addition to being named an Outland Trophy Finalist and the Big 12 Offensive Lineman of the Year as senior in 2009.
- Joined the Broncos as an unrestricted free agent on March 17, 2016.
- Selected by Seattle in the first round (6th overall) of the 2010 NFL Draft.

### 73's TROPHY CASE

Pro Bowls (1) ..... 2012

**CAREER TRANSACTIONS:** Signed by Seattle as a draft choice 8/6/10; Signed by Denver as an unrestricted free agent 3/17/16.



**2016:** Okung started and made his Broncos debut at left tackle vs. Car. (9/8)... Started at left tackle vs. Ind. (9/18), at Cin. (9/25), at T.B. (10/2), vs. Atl. (10/9), at S.D. (10/13), vs. Hou. (10/24), vs. S.D. (10/30), at Oak. (11/6), at N.O. (11/13), vs. K.C. (11/27), at Jac. (12/4) and at Ten. (12/11).

**2015:** Okung started all 13 regular-season games played and both postseason contests for Seattle as the club made the postseason for the fourth consecutive season... Helped the Seahawks rank third in the league in rushing (141.8 ypg.)—the fourth consecutive season the team boasted a top-4 rushing attack—and fourth in league in total offense (378.6 ypg.) and scoring (26.4 ypg.).

**2014:** Okung opened all 14 regular-season games played and three postseason contests for Seattle... Contributed to Seattle winning 12-plus games for the second consecutive season and fourth time in team history in addition to reaching the club's second Super Bowl trip in as many seasons... Helped Seattle lead the NFL with 172.6 rushing yards per game on a franchise-record 2,762 yards as RB Marshawn Lynch (81.6 ypg./13 TDs) and QB Russell Wilson (53.1 ypg./6 TDs) both finished as two of the top-20 rushers and rushing-scorers in the league... Paved the way for Seattle's franchise-best 350 rushing yards vs. NYG (11/9)... Started at left tackle in Seattle' NFC Divisional Playoff Game vs. Car. (1/10), NFC Championship Game vs. G.B. (1/18) and Super Bowl XLIX vs. N.E. (2/1).

### OKUNG ONE OF LEAGUE'S BEST LTs SINCE 2010

#### FEWEST SACKS ALLOWED AT LT, MIN. 70 STARTS (STATS.LLC.)

Player	Team	No.
1. Andrew Whitworth	Cin.	21.5
2. <b>Russell Okung</b>	Sea.	<b>22.0</b>
3. Joe Thomas	Cle.	22.5
4. Jared Veldheer	Oak./Ari.	23.0
5. Jason Peters	Phi.	25.0



**2013:** Okung started all eight regular-season games played and three postseason contests... Missed eight games with a toe injury... Opened the first two games of the season before being placed on injured reserve/designated to return... Came back to play beginning in Week 11... Helped Lynch to 14 total touchdowns (12 rush, 2 rec.) as Seattle ranked fourth in the NFL in rushing (136.8 ypg)... Started in Seattle's NFC Divisional Playoff Game vs. N.O. (1/11), NFC Championship Game vs. S.F. (1/19) and Super Bowl XLVIII vs. Den. (2/2).

**2012:** Okung was voted a Pro Bowl starter for the first time in his career after opening 15 regular-season games and both postseason contests... Paved the way for Lynch's 1,590 yards and 11 rushing touchdowns... Helped the Seahawks' rushing attack rank third in the league (161.2 ypg.)... Was credited with 2.0 sacks allowed (.133/G), which was the lowest sack rate of his career, according to STATS, LLC... Started at left tackle in Seattle's NFC Wild Card Playoff Game at Was. (1/6) and NFC Divisional Playoff Game at Atl. (1/13).

**2011:** Okung opened the first 12 games of the season before being placed on injured reserve with a torn pectoral muscle... Helped Lynch set a club record by scoring at least one touchdown in 11 consecutive games...

**2010:** Selected by Seattle in the first round (6th overall) in the 2010 NFL Draft, Okung started all 10 regular-season games played and two postseason contests... Made his NFL debut in Week 4 at Stl. (10/3)... Started the last seven games of the regular season after missing six games with an ankle injury... Opened at left tackle in Seattle's NFC Wild Card Playoff Game vs. N.O. (1/8) and NFC Divisional Playoff Game at Chi. (1/16).

**COLLEGE:** Okung appeared in 52 games (47 starts) at Oklahoma State University, where he left school as one of the most decorated offensive linemen in Big 12 history... Opened 47 consecutive games (39 at LT; 8 at RT) to close out his collegiate career... Named an Outland Trophy Finalist and Big 12 Offensive Linemen of the Year in addition to being the only offensive lineman named a semi-finalist for the Lombardi Award following his senior season in 2009... Earned first-team All-America and first-team All-Big 12 honors as a junior and senior... Registered 317 knock-downs with 48 touchdown-resulting blocks during his three-plus years as a starter.

**PERSONAL:** Okung attended George Bush High School in Fort Bend, Texas, where he was named a first-team All-Greater Houston and first-team all-district selection... Named to the *Dallas Morning News*' Top 100 squad as a senior... Russell Okung was born Oct. 7, 1988, in Richmond, Texas.

#### OKUNG'S REGULAR SEASON RECORD

Year	Club	G	S
2010	Seattle	10	10
2011	Seattle	12	12
2012	Seattle	15	15
2013	Seattle	8	8
2014	Seattle	14	14
2015	Seattle	13	13
2016	Denver	13	13
<b>CAREER TOTALS</b>		<b>85</b>	<b>85</b>

**ADDITIONAL STATISTICS:** Miscellaneous tackles — 2010 (1), 2016 (2), TOTAL (3). Miscellaneous FR — 2016 (1), TOTAL (1).

#### OKUNG'S POSTSEASON RECORD

Year	Club	G	S
2010	Seattle	2	2
2012	Seattle	2	2
2013	Seattle	3	3
2014	Seattle	3	3
2015	Seattle	2	2
<b>CAREER TOTALS</b>		<b>12</b>	<b>12</b>



**MATT PARADIS****61****CENTER****6-3 • 300 • 2ND YR. • BOISE STATE****BORN:** Oct. 12, 1989, in Council, Idaho**HIGH SCHOOL:** Council (Idaho) High School**ACQUIRED:** Draft #6 (207th overall), 2014**NFL YEAR:** 2nd • **YEAR WITH BRONCOS:** 2nd**NFL GAMES PLAYED/STARTED:** 29/29 • **POSTSEASON GP/GS:** 3/3**PARADIS AT A GLANCE:**

- A second-year center who started all 29 regular-season games and three postseason contests played with Denver (2015-16).
- Participated in every offensive snap in 2015 after spending the entire 2014 season competing on the Broncos' practice squad.
- Played 35 career games (27 starts) at Boise State University after working his way up from a walk-on defensive lineman and a participant in 8-man high school football.
- Started his final 26 games at center for Boise State, earning All-Mountain West Conference accolades after his junior (first team) and senior (second team) campaigns.
- Selected by the Broncos in the sixth round (207th overall) of the 2014 NFL Draft.

**CAREER TRANSACTIONS:** Signed by Denver as a draft choice 6/2/14; Waived by Denver 8/30/14; Signed by Denver (practice squad) 8/31/14.



**2015:** Paradis started at center vs. Car. (9/8), vs. Ind. (9/18), at Cin. (9/25), at T.B. (10/2), vs. Atl. (10/9), at S.D. (10/13), vs. Hou. (10/24), vs. S.D. (10/30), at Oak. (11/6), at N.O. (11/13), vs. K.C. (11/27), at Jac. (12/4) and at Ten. (12/11).

**2015:** Paradis played every offensive snap—the only Broncos player in 2015 to accomplish the feat—while starting all 16 regular season games and three postseason contests... Allowed just one sack and was called for only two penalties on the year... Made his NFL debut vs. Bal. (9/13).

**2014:** Selected by Denver in the sixth round (207th overall) of the 2014 NFL Draft, Paradis spent his rookie season competing on Denver's practice squad.

**COLLEGE:** Paradis was named a second-team All-Mountain West Conference selection after starting all 13 games at center for Boise State University and helping the offense rank ninth nationally red zone efficiency (.906), 16th in scoring (38.8 ppg) and 24th in total yards (470.8 per game)... Selected as Boise State's Outstanding Offensive Lineman and was named a game captain in four contests as senior... Opened all 13 games at center in 2012 and earned first-team all-conference recognition while contributing to a unit that ranked sixth in the nation in sacks allowed (0.77 per game)... Switched from defensive line to offensive line before the start of his sophomore season... Redshirted as a true freshman and was named the team's Defensive Scout Player of the Year after walking on to the squad.

**PERSONAL:** Paradis was named the 1A Idaho High School Player of the Year in 2008 while playing 8-man football for Council (Idaho) High School... Received first-team all-state recognition on both offense and defense as a junior in 2007... Majored in business economics at Boise State... Named to the National Football Foundation's Hampshire Honor Society in 2013 and was a member of the Academic All-Mountain West Team... Last name is pronounced PARE-ud-diss... Matt Paradis was born on Oct. 12, 1989.

**PARADIS' REGULAR SEASON RECORD**

Year	Club	G	S
2014	Denver	PRACTICE SQUAD	
2015	Denver	16	16
2016	Denver	13	13
<b>CAREER TOTALS</b>		<b>29</b>	<b>29</b>

**ADDITIONAL STATISTICS:** Miscellaneous tackles — 2015 (1), TOTAL (1).

**PARADIS' POSTSEASON RECORD**

Year	Club	G	S
2015	Denver	3	3
<b>CAREER TOTALS</b>		<b>3</b>	<b>3</b>





## WILL PARKS

34

### SAFETY



6-1 • 194 • ARIZONA

BORN: July 29, 1994, in Philadelphia

HIGH SCHOOL: Germantown High School, Philadelphia

ACQUIRED: Draft #6 (219th overall), 2016

NFL YEAR: 1st • YEAR WITH BRONCOS: 1st

NFL GAMES PLAYED/STARTED: 13/0

### PARKS AT A GLANCE:

- A rookie safety who started 31-of-53 games played for the University of Arizona, totaling 197 tackles (130 solo), one sack (7 yds.), four interceptions (102 yds.) and 24 passes defended.
- Attended Germantown High School in Philadelphia, where he was named a first-team All-Southeastern Pennsylvania selection as a cornerback his senior year.
- Selected by the Broncos in the sixth round (219th overall) of the 2016 NFL Draft.



**2016:** Selected by Denver in the sixth round (219th overall) of the 2016 NFL Draft, Parks made his NFL debut vs. Car. (9/8)... Notched one solo tackle vs. Ind. (9/18)... Intercepted his first career pass in addition to posting two solo tackles and one pass defended at Cin. (9/25)... Saw action on defense and special teams at T.B. (10/2)... Made one special-teams tackle vs. Atl. (10/9)... Tallied one solo stop, one special-teams tackle and one special-teams fumble recovery at S.D. (10/13)... Recorded two tackles (1 solo) vs. Hou. (10/24)... Notched one solo tackle and one special-teams stop vs. S.D. (10/30)... Posted two tackles (1 solo) at Oak. (11/6)... Returned a blocked extra point for a defensive conversion—the game-winning two points—in addition to making two defensive tackles at N.O. (11/13)... Tallied one solo tackle vs. K.C. (11/27)... Saw action on defense and special teams at Jac. (12/4) and at Ten. (12/11).

**COLLEGE:** Parks started 31-of-53 games played for the University of Arizona, totaling 197 tackles (130 solo), one sack (7 yds.), four interceptions (102 yds.) and 24 passes defended... Opened all 13 games as a senior for the Wildcats and was named one of the teams' four captains... Tallied a team-best 76 tackles (53 solo), seven passes defended and two forced fumbles... Earned honorable mention All-Pacific-12 Conference honors... Started all 14 contests at the 'spur' position as a junior, totaling 81 tackles (52 solo), one sack (7 yds.), two interceptions (14 yds.), 10 passes defended and one fumble recovery.

**HIGH SCHOOL:** Parks played cornerback, receiver, running back and kick returner for Germantown High School in Philadelphia... Named to the All-Southeastern Pennsylvania first team as a senior after making 27 tackles and four interceptions (119 yards)... Played in the Chesapeake Bowl... Scored 13 touchdowns between his junior and senior year on offense... Also lettered in basketball and track and field.

**PERSONAL:** Parks majored in sports and society at Arizona... Will Parks was born on July 29, 1994, in Philadelphia.

### PARKS' REGULAR SEASON RECORD

Year	Club	G	S	UT	A	TT	S-Yds.	I-Yds.	PD	FF	FR	TD-Int.	TD-FR	S	Pts.
2016	Denver	13	0	8	4	12	0-0	1-0	1	0	0	0	0	0	0
<b>CAREER TOTALS</b>		<b>13</b>	<b>0</b>	<b>8</b>	<b>4</b>	<b>12</b>	<b>0-0</b>	<b>1-0</b>	<b>1</b>	<b>0</b>	<b>0</b>	<b>0</b>	<b>0</b>	<b>0</b>	<b>0</b>

**ADDITIONAL STATISTICS:** Special-teams tackles — 2016 (3), TOTAL (3). Special-teams FR — 2016 (1), TOTAL (1). Returned a blocked extra point for a defensive conversion at New Orleans, 11/13/16.

### WILL PARKS' 2016 GAME-BY-GAME

(Victories asterisked)

2016 DENVER (8-5)			TACKLES							
Date	Opponent	P/S	UT	A	TT	S-Yds.	I-Yds.	PD	FF	FR
Sep 8	vs. Carolina*	P	0	0	0	0-0	0-0	0	0	0
Sep 18	vs. Indianapolis*	P	1	0	1	0-0	0-0	0	0	0
Sep 25	at Cincinnati*	P	2	0	2	0-0	1-0	1	0	0
Oct 2	at Tampa Bay*	P	0	0	0	0-0	0-0	0	0	0
Oct 9	vs. Atlanta	P	0	0	0	0-0	0-0	0	0	0
Oct 13	at San Diego	P	1	0	1	0-0	0-0	0	0	0
Oct 24	vs. Houston*	P	1	1	2	0-0	0-0	0	0	0
Oct 30	vs. San Diego*	P	1	0	1	0-0	0-0	0	0	0
Nov 6	at Oakland	P	1	1	2	0-0	0-0	0	0	0
Nov 13	at New Orleans*	P	0	2	2	0-0	0-0	0	0	0
Nov 27	vs. Kansas City	P	1	0	1	0-0	0-0	0	0	0
Dec 4	at Jacksonville*	P	0	0	0	0-0	0-0	0	0	0
Dec 11	at Tennessee	P	0	0	0	0-0	0-0	0	0	0
Season Totals		13/0	8	4	12	0-0	1-0	1	0	0



**SHANE RAY****56****OUTSIDE LINEBACKER****6-3 • 245 • 2ND YR. • MISSOURI****BORN:** May 18, 1993, in Shawnee Mission, Kan.**HIGH SCHOOL:** Bishop Miege High School, Roeland Park, Kan.**ACQUIRED:** Draft #1 (23rd overall), 2015**NFL YEAR:** 2nd • **YEAR WITH BRONCOS:** 2nd**NFL GAMES PLAYED/STARTED:** 27/7 • **POSTSEASON GP/GS:** 3/0**RAY AT A GLANCE:**

- A second-year outside linebacker who appeared in 27 regular-season games (7 starts) and three postseason contests, totaling 63 tackles (43 solo), 10 sacks (64.5 yds.) and two fumble recoveries, including one fumble returned for a touchdown (15 yds.).
- Started 14-of-40 games played at the University of Missouri in three seasons, totaling 120 tackles (82 solo) and 19 sacks (131 yds.).
- Received unanimous Southeastern Conference Defensive Player of the Year honors following his junior season in 2014 after leading the league in sacks (14.5) and tackles for loss (22.5) in addition to recording 65 tackles (47 solo) and three forced fumbles.
- Ranked third nationally in both sacks (14.5) and tackles for a loss (22.5) as a 2014 consensus first-team All-American.
- Selected by the Broncos in the first round (23rd overall) of the 2015 NFL Draft.

**CAREER TRANSACTIONS:** Signed by Denver as a draft choice 6/1/15.

**2015:** Ray tallied two tackles (1 solo) vs. Car. (9/8)... Registered one tackle and recovered a fourth-quarter fumble and returned it 15 yards for his first career touchdown vs. Ind. (9/18)... Posted three sacks (12 yds.) in addition to making six tackles (3 solo) in his first NFL start at Cin. (9/25)... Became the first player since 2002 (John Henderson, Jac.) to have three sacks in his first career start... Tallied two solo stops at T.B. (10/2)... Recorded a career-best seven tackles (6 solo) and 0.5 sack (5.5 yds.) vs. Atl. (10/9)... Posted three tackles (2 solo) and 0.5 sacks (6 yds.) at S.D. (10/13)... Notched five tackles (2 solo) vs. Hou. (10/24)... Assisted on two tackles vs. S.D. (10/30)... Registered four tackles (2 solo) at Oak. (11/6)... Hit the quarterback one time at N.O. (11/13)... Posted four solo tackles and one sack (3 yds.) vs. K.C. (11/27)... Tallied four solo tackles and recovered one fumble at Jac. (12/4)... Sacked Marcus Mariota for 10 yards and added two solo stops at Ten. (12/11).

**2015:** Selected by the Broncos in the first round (23rd overall) of the 2015 NFL Draft, Ray posted 20 tackles (15 solo) and four sacks (28 yds.) in 14 regular-season games during his rookie campaign... Saw action in all three of Denver's postseason contests, making two solo tackles and forcing one fumble... Made his NFL debut vs. Bal. (9/13)... Recorded his first career sack (8 yds.) vs. Min. (10/4)... Played at Cle. (10/18) before leaving with a knee injury and was inactive the next two games... Made his postseason debut in Denver's AFC Divisional Playoff Game vs. Pit. (1/17)... Posted a pair of solo tackles and forced one fumble in Denver's Super Bowl 50 victory vs. Car. (2/7).

**College:** Ray started 14-of-40 games played in three seasons at the University of Missouri, totaling 120 tackles (82 solo) and 19 sacks (131 yds.)... Started all 14 games as a senior and was named the 2014 Southeastern Conference Defensive Player of the Year after leading the conference in sacks (14.5-94) and tackles for loss (22.5-122) while adding 65 tackles (47 solo) and three forced fumbles... Earned consensus first-team All-American honors after ranking third in the nation in sacks (14.5) and tackles for loss (22.5)... Selected as finalist for the Hendricks Award (nation's top defensive end) and as a semifinalist for the Lombardi (top linemen) and Bednarik (top defensive player) awards after breaking Missouri's single-season sack record... Chosen as the SEC Defensive Player of the Week on four occasions... Appeared in all 14 games as a redshirt sophomore, registering 39 tackles (27 solo), 4.5 sacks (37 yds.) and one fumble recovery... Contributed to the team's 11-1 regular season and first-ever SEC East title.

**PERSONAL:** Ray played defensive end at Bishop Miege High School in Roeland Park, Kan., earning first-team all-state honors as a senior and leading his team to a state title as a junior... Compiled 231 tackles, 48 tackles for loss, 25.5 sacks and seven forced fumbles in his junior and senior campaigns... Majored in agriculture at Missouri... His father, Wendell, played football at Missouri and was selected by Minnesota in the fifth round of the 1981 NFL Draft... Shane Ray was born on May 18, 1993, in Shawnee Mission, Kan.



RAY'S REGULAR SEASON RECORD

Year	Club	G	S	UT	A	TT	S-Yds.	I-Yds.	PD	FF	FR	TD-Int.	TD-FR	S	Pts.
2015	Denver	14	0	15	5	20	4-28	0-0	1	0	0	0	0	0	0
2016	Denver	13	7	28	14	42	6-36.5	0-0	0	0	2	0	1	0	6
CAREER TOTALS		27	7	43	19	62	10-64.5	0-0	1	0	2	0	1	0	6

RAY'S POSTSEASON RECORD

Year	Club	G	S	UT	A	TT	S-Yds.	I-Yds.	PD	FF	FR	TD-Int.	TD-FR	S	Pts.
2015	Denver	3	0	2	0	2	0-0	0-0	0	1	0	0	0	0	0
CAREER TOTALS		3	0	2	0	2	0-0	0-0	0	1	0	0	0	0	0

RAY'S SINGLE-GAME HIGHS

(Postseason in parentheses)


**Tackles** — 7 vs. Atlanta, 10/9/16 (2 vs. Carolina, 2/7/16). **Sacks** — 3 at Cincinnati, 9/25/16 (none). **Sack yards** — 12 at Cincinnati, 9/25/16 (none). **Forced fumbles** — none (1 vs. Carolina, 2/7/16). **Fumble recoveries** — 1 vs. Indianapolis, 9/18/16 (none). **Fumble return yards** — 15t vs. Indianapolis, 9/18/16 (none).

SHANE RAY'S 2016 GAME-BY-GAME

(Victories asterisked)

2016 DENVER (8-5)		TACKLES									
Date	Opponent	P/S	UT	A	TT	S-Yds.	I-Yds.	PD	FF	FR	
Sep 8	vs. Carolina*	P	1	1	2	0-0	0-0	0	0	0	
Sep 18	vs. Indianapolis*	P	0	1	1	0-0	0-0	0	0	1	
Sep 25	at Cincinnati*	S	3	3	6	3-12	0-0	0	0	0	
Oct 2	at Tampa Bay*	S	2	0	2	0-0	0-0	0	0	0	
Oct 9	vs. Atlanta	S	6	1	7	0.5-5.5	0-0	0	0	0	
Oct 13	at San Diego	S	2	1	3	0.5-6	0-0	0	0	0	
Oct 24	vs. Houston*	S	2	3	5	0-0	0-0	0	0	0	
Oct 30	vs. San Diego*	S	0	2	2	0-0	0-0	0	0	0	
Nov 6	at Oakland	S	2	2	4	0-0	0-0	0	0	0	
Nov 13	at New Orleans*	P	0	0	0	0-0	0-0	0	0	0	
Nov 27	vs. Kansas City	P	4	0	4	1-3	0-0	0	0	0	
Dec 4	at Jacksonville*	P	4	0	4	0-0	0-0	0	0	1	
Dec 11	at Tennessee	P	2	0	2	1-10	0-0	0	0	0	
Season Totals			13/7	28	14	42	6-36.5	0-0	0	0	2





# KALIF RAYMOND

19

## WIDE RECEIVER

5-9 • 160 • R • COLLEGE OF THE HOLY CROSS

**BORN:** Aug. 4, 1994, in Lawrenceville, Ga.

**HIGH SCHOOL:** Great Atlanta Christian School, Norcross, Ga.

**ACQUIRED:** College Free Agent (2016)

**NFL YEAR:** 1st • **YEAR WITH BRONCOS:** 1st

**NFL GAMES PLAYED/STARTED:** 2/0



### RAYMOND AT A GLANCE:

- A rookie wide receiver and return specialist who has appeared in two games with Denver after spending the first 11 games of the season on the club's practice squad.
- Opened 23-of-40 games for the College of Holy Cross, earning All-Patriot League honors as a wide receiver and return specialist.
- Entered the NFL with Denver as a college free agent on May 3, 2016.

**CAREER TRANSACTIONS:** Signed by Denver as a college free agent on 5/3/16; Waived by Denver 9/3/16; Signed by Denver (practice squad) 9/5/16; Signed by Denver (active roster) 12/2/16.



**2016:** Raymond spent the first 11 games of the season on Denver's practice squad before being signed to the active roster on Dec. 2... Made his NFL debut at Jac. (12/4), returning four punts for 40 yards (10.0 avg.)... Returned two punts for 21 yards (10.5 avg.) at Ten. (12/11).

**COLLEGE:** Raymond started 23-of-40 games played as a wide receiver and return specialist for the College of the Holy Cross... Totaled 155 receptions for 1,683 yards (10.9 avg.) with 14 touchdowns in addition to returning 62 punts for 464 yards (7.5 avg.) with one touchdown and 80 kickoffs for 1,809 yards (22.6 avg.) with two touchdowns... Earned first team All-Patriot League honors in 2015 as both a wide receiver and a return specialist after previously being named to the first team as a return specialist in 2012... Played all 11 games (9 starts) as a senior, catching 74 passes for 978 yards (13.2 avg.) with nine touchdowns... Competed on the track and field team during the 2014-15 season, running the 100-meter dash and participating on the 4x100-meter relay team.

**PERSONAL:** Raymond attended Greater Atlanta Christian School in Norcross, Ga., where he caught 30 passes for 511 yards (17.0 avg.) and nine touchdowns during his high school career... Kalif Raymond was born on Aug. 8, 1994, in Lawrenceville, Ga.

### RAYMOND'S REGULAR SEASON RECORD

		RECEIVING							PUNT RETURNS					KICKOFF RETURNS				
Year	Club	G	S	No.	Yds.	Avg.	LG	TD	No.	Yds.	Avg.	LG	TD	No.	Yds.	Avg.	LG	TD
2016	Denver	2	0	0	0	—	—	0	6	61	10.2	22	0	0	0	—	—	0
CAREER TOTALS		2	0	0	0	—	—	0	6	61	10.2	22	0	0	0	—	—	0

### KALIF RAYMOND'S 2016 GAME-BY-GAME

(Victories asterisked)

2016 DENVER (8-5)			RECEIVING						SCORING	
Date	Opponent	P/S	No.	Yds.	Avg.	LG	TD		2pt.	Pts.
GAMES 1-11										
PRACTICE SQUAD (DENVER)										
SIGNED BY DENVER ON DEC. 2										
Dec 4	at Jacksonville*	P	0	0	—	—	0		0	0
Dec 11	at Tennessee	P	0	0	—	—	0		0	0
<b>Season Totals</b>			<b>2/0</b>	<b>0</b>	<b>0</b>	<b>—</b>	<b>—</b>	<b>0</b>	<b>0</b>	<b>0</b>





## BRADLEY ROBY

29

### CORNERBACK

5-11 • 194 • 3RD YR. • OHIO STATE

BORN: May 1, 1992, in Fort Worth, Texas

HIGH SCHOOL: Peachtree Ridge High School, Suwanee, Ga.

ACQUIRED: Draft #1 (31st overall), 2014

NFL YEAR: 3rd • YEAR WITH BRONCOS: 3rd

NFL GAMES PLAYED/STARTED: 45/9 • POSTSEASON GP/GS: 4/0



### ROBY AT A GLANCE:

- A third-year cornerback who played all 45 regular-season games (9 starts) and four postseason contests in his first three NFL seasons with the Broncos.
- Totaled 140 tackles (126 solo), five interceptions, two sacks (3 yds.), 31 passes defended, four forced fumbles, three fumble recoveries, two interceptions returned for a touchdown and one fumble returned for a touchdown in his career.
- Recorded 40 tackles (34 solo), 10 passes defended, one interception, one forced fumble and one fumble recovery returned for a touchdown for Denver in 2015.
- Tied for the second-most passes defended (13) and tackles (64) among rookie cornerbacks in 2014.
- Started all 37 games played during his career at Ohio State University, totaling eight interceptions and 44 passes defended.
- Contributed five touchdowns during his collegiate career, including two interception returns, two blocked punt returns and one fumble return.
- Selected by the Broncos in the first round (31st overall) of the 2014 NFL Draft.

**CAREER TRANSACTIONS:** Signed by Denver as a draft choice 6/10/14.



**2016:** Roby registered five solo tackles vs. Car. (9/8)... Saw action on defense vs. Ind. (9/18)... Notched two solo stops at Cin. (9/25)... Tallied a pair of solo stops at T.B. (10/2) and vs. Atl. (10/9)... Posted one solo tackle and two passes defended at S.D. (10/13)... Notched one solo stop vs. Hou. (10/24)... Intercepted Philip Rivers and returned it 49 yards for a touchdown in addition to recording seven tackles (4 solo) and two passes defended vs. S.D. (10/30)... Matched his career best with nine tackles (8 solo) and one sack at Oak. (11/6)... Tallied two solo tackles, two passes defended and one forced fumble at N.O. (11/13)... Registered two tackles (1 solo) vs. K.C. (11/27)... Intercepted Blake Bortles and returned it 51 yards for a touchdown in addition to making three solo tackles and two passes defended at Jac. (12/4)... Became just the ninth Bronco with multiple interceptions returned for a touchdown in a single season... Saw action at Ten. (12/11).

**2015:** Roby notched 40 tackles (34 solo), one interception (19 yds.), 10 passes defended, one forced fumble and one fumble returned for a touchdown in 16 regular-season games... Totaled five solo tackles, three passes defended and one forced fumble in three postseason contests... Returned a fumble 21 yards for a touchdown with 0:27 remaining in the fourth quarter for the game-winning score at K.C. (9/17)... Intercepted Lions QB Matthew Stafford (19 yds.) at Det. (9/27)... Recorded five solo tackles, one pass defended and one forced fumble vs. Min. (10/4)... Totaled three solo tackles and forced a fumble that led to Denver's game-winning drive in Denver's AFC Divisional Playoff Game vs. Pit. (1/17)... Intercepted Patriots QB Tom Brady on a two-point conversion attempt with 0:13 seconds left in the game to seal Denver's victory in the AFC Championship Game vs. N.E. (1/24)... Posted two solo tackles and three passes defended in Denver's Super Bowl 50 victory vs. Car. (2/7).

**2014:** Selected in the first round (31st overall) of the 2014 NFL Draft, Roby played 16 regular-season games (2 starts) and totaled 64 tackles (62 solo), one sack (3 yds.), two interceptions, 13 passes defended, two

### ROBY RECORDS TWO PICK SIXES IN 2016

#### BRONCOS WITH MULTIPLE INTERCEPTIONS RETURNED FOR A TOUCHDOWN, SINGLE SEASON

Player	Year	No.
Nemiah Wilson	1967	2
John Rowser	1976	2
Mike Harden	1986	2
Jimmy Spencer	2000	2
Deltha O'Neal	2002	2
Champ Bailey	2005	2
Chris Harris Jr.	2012	2
Aqib Talib	2014	2
Aqib Talib	2015	2
Bradley Roby	2016	2



forced fumbles and two fumble recoveries... Tied for the second-most passes defended (13) and tackles (64) among rookie cornerbacks in 2014... Made his Broncos debut in the season opener vs. Ind. (9/7) and finished with seven solo tackles, three passes defended and a fumble recovery... Recorded his first career sack (3 yds.) at NYJ (10/12)... Picked off quarterback Tom Brady at N.E. (11/2) for his first career interception... Tallied four solo tackles and one pass defended in his first career start vs. Mia. (11/23)... Totaled a career-high nine solo tackles and one forced fumble vs. Buf. (12/7)... Picked off quarterback Andrew Luck in the second quarter of Denver's AFC Divisional Playoff Game vs. Ind. (1/11), joining safety Quinton Carter (2011) as the only rookies in team history with a postseason pick.

**COLLEGE:** Roby started all 37 games played during his career at Ohio State University, totaling eight interceptions (two returned for touchdowns) and 44 passes defended... Returned two blocked punts for touchdowns and one recovered fumble for a touchdown as a Buckeye... Named a first-team All-Big Ten Conference selection for his 2013 campaign in which he totaled 69 tackles (54 solo), three interceptions (120 yds.) and 16 passes defended... Opened all 12 games in 2012 for the undefeated Buckeyes and was named a second-team All-America selection in addition to a first-team all-conference pick... Led the nation and tied a school record with 19 passes defended while being tabbed as a Jim Thorpe Award semifinalist... Finished his 2012 season as the only player in the country to score touchdowns three different ways (INT, FR, BP)... Started all 13 games as a redshirt freshman in 2011 and earned the Buckeyes' First Year Defensive Player Award after tying for the team lead with three interceptions (57 yds.).

**PERSONAL:** Roby played cornerback, wide receiver and kick returner at Peachtree Ridge High School in Suwanee, Ga., where he was a four-time scholar athlete... Received All-Gwinnett County accolades following his senior year in 2009 after leading his team to the state quarterfinals... Majored in communications at Ohio State... The son of Betty and James, Bradley Roby was born on May 1, 1992, in Fort Worth, Texas.

ROBY'S REGULAR SEASON RECORD

Year	Club	G	S	UT	A	TT	S-Yds.	I-Yds.	PD	FF	FR	TD-Int.	TD-FR	S	Pts.
2014	Denver	16	2	62	2	64	1-3	2-0	13	2	2	0	0	0	0
2015	Denver	16	4	34	6	40	0-0	1-19	10	1	1	0	1	0	6
2016	Denver	13	3	31	5	36	1-0	2-100	8	1	0	2	0	0	12
<b>CAREER TOTALS</b>		<b>45</b>	<b>9</b>	<b>127</b>	<b>13</b>	<b>140</b>	<b>2-3</b>	<b>5-119</b>	<b>31</b>	<b>4</b>	<b>3</b>	<b>2</b>	<b>1</b>	<b>0</b>	<b>18</b>

ROBY'S POSTSEASON RECORD

Year	Club	G	S	UT	A	TT	S-Yds.	I-Yds.	PD	FF	FR	TD-Int.	TD-FR	S	Pts.
2014	Denver	1	0	2	0	2	0-0	1-2	1	0	0	0	0	0	0
2015	Denver	3	0	5	0	5	0-0	0-0	3	1	0	0	0	0	0
<b>CAREER TOTALS</b>		<b>4</b>	<b>0</b>	<b>7</b>	<b>0</b>	<b>7</b>	<b>0-0</b>	<b>1-2</b>	<b>3</b>	<b>1</b>	<b>0</b>	<b>0</b>	<b>0</b>	<b>0</b>	<b>0</b>

ROBY'S SINGLE-GAME HIGHS

(Postseason in parentheses)

**Tackles** — 9, twice, last at Oakland, 11/6/16 (3 vs. Pittsburgh, 1/17/16). **Interceptions** — 1, five times, last at Jacksonville, 12/4/16 (1 vs. Indianapolis, 1/11/15). **Interception return yards** — 51t at Jacksonville, 12/4/16 (2 vs. Indianapolis, 1/11/15). **Passes defended** — 3 vs. Indianapolis, 9/7/14 (3 vs. Carolina, 2/7/16). **Sacks** — 1, twice, last at Oakland, 11/6/16 (none). **Sack yards** — 3 at N.Y. Jets, 10/12/14 (none). **Forced fumbles** — 1, 4x, last at New Orleans, 11/13/16 (1 vs. Pittsburgh, 1/17/16). **Fumble recoveries** — 1, three times, last at Kansas City, 9/17/15 (none). **Fumble return yards** — 21t at Kansas City, 9/17/15 (none).

BRADLEY ROBY'S 2016 GAME-BY-GAME

(Victories asterisked)

2016 DENVER (8-5)		TACKLES													
Date	Opponent	P/S	UT	A	TT	S-Yds.	I-Yds.	PD	FF	FR					
Sep 8	vs. Carolina*	P	5	0	5	0-0	0-0	0	0	0					
Sep 18	vs. Indianapolis*	P	0	0	0	0-0	0-0	0	0	0					
Sep 25	at Cincinnati*	P	2	0	2	0-0	0-0	0	0	0					
Oct 2	at Tampa Bay*	P	2	0	2	0-0	0-0	0	0	0					
Oct 9	vs. Atlanta	P	2	0	2	0-0	0-0	0	0	0					
Oct 13	at San Diego	P	1	0	1	0-0	0-0	2	0	0					
Oct 24	vs. Houston*	P	1	0	1	0-0	0-0	0	0	0					
Oct 30	vs. San Diego*	S	4	3	7	0-0	1-49	2	0	0					
Nov 6	at Oakland	S	8	1	9	1-0	0-0	0	0	0					
Nov 13	at New Orleans*	S	2	0	2	0-0	0-0	2	1	0					
Nov 27	vs. Kansas City	P	1	1	2	0-0	0-0	0	0	0					
Dec 4	at Jacksonville*	P	3	0	3	0-0	1-51	2	0	0					
Dec 11	at Tennessee	P	0	0	0	0-0	0-0	0	0	0					
<b>Season Totals</b>			<b>13/3</b>	<b>31</b>	<b>5</b>	<b>36</b>	<b>1-0</b>	<b>2-100</b>	<b>8</b>	<b>1</b>	<b>0</b>				





## TY SAMBRAILO

74

### OFFENSIVE LINEMAN

6-5 • 315 • 2ND YR. • COLORADO STATE

BORN: March 10, 1992, in Watsonville, Calif.

HIGH SCHOOL: St. Francis Catholic High School, Watsonville, Calif.

ACQUIRED: Draft #2 (59th overall), 2015

NFL YEAR: 2nd • YEAR WITH BRONCOS: 2nd

NFL GAMES PLAYED/STARTED: 12/7



### SAMBRAILO AT A GLANCE:

- A second-year offensive lineman who has appeared in 12 games (7 starts) with Denver (2015-16) at both offensive tackle positions.
- Opened the first three regular-season games in 2015 at left tackle before being placed on injured reserve with a shoulder injury.
- Started 42-of-48 games during his career at Colorado State University, seeing time at all five positions along the offensive line in four seasons with the Rams.
- Voted first-team All-Mountain West Conference as a senior for CSU in 2014 after grading out to 90 percent or above in each contest while adding more than 60 knockdown blocks at left tackle.
- Selected by the Broncos in the second round (59th overall) of the 2015 NFL Draft.

**CAREER TRANSACTIONS:** Signed by Denver as a draft choice 5/5/15.



**2016:** Sambrailo was inactive vs. Car. (9/8) and vs. Ind. (9/18)... Started at right tackle at Cin. (9/25), at T.B. (10/2) and vs. Atl. (10/9)... Was inactive at S.D. (10/13)... Played on offense vs. Hou. (10/24) and vs. S.D. (10/30)... Was active, but did not play at Oak. (11/6)... Played 31 snaps at right tackle at N.O. (11/13)... Started at right tackle vs. K.C. (11/27)... Played six offensive snaps as the sixth offensive lineman at Jac. (12/4)... Saw action on offense and special teams at Ten. (12/11).

**2015:** Selected by the Broncos in the second round (59th overall) of the 2015 NFL Draft, Sambrailo opened the first three games of the season at left tackle before being placed on injured reserve with a shoulder injury... Made his NFL debut at left tackle vs. Bal. (9/13)... Injured his shoulder at Det. (9/27) and was inactive for four weeks before being placed on injured reserve on Nov. 3.

**COLLEGE:** Sambrailo started 42-of-48 games during his career at Colorado State University, seeing time at all five positions along the offensive line in four seasons with the Rams... Voted first-team All-Mountain West Conference as a senior after starting all 11 games played at left tackle... Graded out to 90 percent or above in every game while adding more than 60 knockdown blocks... Helped lead the Rams to their best record (10-3) since 2000 while blocking for a 4,000-yard passer (Garrett Grayson - 4,006) and a 1,200-yard rusher (Dee Hart - 1,275)... Started all 14 games at left tackle en route to earning second-team All-Mountain West honors as a junior.

**PERSONAL:** Sambrailo, who majored in business administration at Colorado State, is an avid skier who earned USSA titles in the slalom, giant slalom and super-G events for his age group... Named the Santa Cruz Coast Athletic League Offensive and Defensive Lineman of the Year following his senior campaign at St. Francis Catholic High School in Watsonville, Calif... Played offensive tackle, defensive line, tight end and kicker for his high school team... Lettered in soccer, basketball and baseball in addition to handling kicking duties for the football team his junior season... His grandfather, Bill Sambrailo, played football at Santa Clara... Last name is pronounced sam-BRI-low... Tyler Sambrailo was born on March 10, 1992, in Watsonville, Calif.

### SAMBRAILO'S REGULAR SEASON RECORD

Year	Club	G	S
2015	Denver	3	3
2016	Denver	9	4
<b>CAREER TOTALS</b>		<b>12</b>	<b>7</b>





# EMMANUEL SANDERS

10

WIDE RECEIVER

5-11 • 180 • 7TH YR. • SOUTHERN METHODIST

BORN: March 17, 1987, in Bellville, Texas

HIGH SCHOOL: Bellville (Texas) High School

ACQUIRED: Unrestricted Free Agent (Pittsburgh), 2014

NFL YEAR: 7th • YEAR WITH BRONCOS: 3rd

NFL GAMES PLAYED/STARTED: 100/62 • POSTSEASON GP/GS: 8/4



## SANDERS AT A GLANCE:

- A seventh-year wide receiver who saw action in 100 regular-season games (62 starts) and eight postseason contests (4 starts) during his first seven NFL seasons with Pittsburgh (2010-13) and Denver (2014-16), totaling 413 receptions for 5,527 yards (13.4 avg.) with 31 touchdowns during that span.
- Recorded consecutive 1,000-yard seasons during his first two years with Denver (2014-15), totaling 11 100-yard receiving games, 15 touchdowns and 26 catches of 25-plus yards.
- Finished second on the Broncos with 76 receptions for 1,135 yards (14.9 avg.) and six touchdowns in the 2015 regular season in addition to ranking second among all NFL players with 230 yards on 16 catches in the postseason.
- Earned his first career Pro Bowl selection following his initial season with the Broncos in 2014 after ranking fifth in the NFL in receptions (101) and receiving yards (1,404)—figures that ranked fifth and fourth, respectively, in league history among players with a new team.
- Combined with teammate Demaryius Thomas (111-1,619) to record the most receiving yards (3,023) and tie for the most receptions (212) by an offensive tandem in the NFL in 2014—marking the second time a pair of Broncos teammates posted 100-plus receptions in the same season.
- Owns 1,070 career kickoff return yards on 44 attempts (24.3 avg.) and is one of just four NFL players since he entered the league in 2010 to post at least 3,000 yards receiving and 1,000 yards on kickoff returns.
- Named AFC Special Teams Player of the Week during his rookie season in 2010 after posting two kickoff returns of 35-plus yards, including a 37-yarder that set up the Steelers' game-winning field goal at Miami (10/24/10).
- Finished his collegiate career at Southern Methodist University as the school's all-time leader in career receptions (235), receiving yards (3,791), receiving touchdowns (34) and 100-yard receiving games (16).
- Joined the Broncos as an unrestricted free agent (Pittsburgh) on March 16, 2014.
- Selected by Pittsburgh in the third round (82nd overall) of the 2010 NFL Draft.

**CAREER TRANSACTIONS:** Signed by Pittsburgh as a draft choice 6/14/10; Signed by Denver as an unrestricted free agent 3/16/14.



**2016:** Sanders posted five catches for 49 yards (9.8 avg.) vs. Car. (9/8)... Tallied three catches for 39 yards (13.0 avg.) vs. Ind. (9/18)... Recorded his 12th career 100-yard game, finishing with nine catches for 117 yards (13.0 avg.) with two touchdowns at Cin. (9/25)... Led all receivers with eight catches for 88 yards (11.0 avg.) with one touchdown at T.B. (10/2)... Led the team in receptions (7) and yards (80) vs. Atl. (10/9)... Caught four passes for 40 yards (10.0 avg.) at S.D. (10/13)... Led all receivers with 86 yards receiving on four catches (21.5 avg.) vs. Hou. (10/24)... Caught four passes for 68 yards (17.0 avg.) vs. S.D. (10/30)... Posted five catches for 47 yards (9.4 avg.) at Oak. (11/6)... Caught five passes for 54 yards (10.8 avg.) at N.O. (11/13)... Recorded the second-highest receiving total of his career (7-162, 1 TD) as well as his 13th overall 100-yard game vs.

## SANDERS AMONG NFL RECEIVING LEADERS IN 2014

### MOST RECEPTIONS, NFL, 2014

Player	Team	No.
1. Antonio Brown	Pit.	129
2. Demaryius Thomas	Den.	111
3. Julio Jones	Atl.	104
4. Matt Forte	Chi.	102
5. Emmanuel Sanders	Den.	101

### MOST RECEIVING YARDS, NFL, 2014

Player	Team	No.
1. Antonio Brown	Pit.	1,698
2. Demaryius Thomas	Den.	1,619
3. Julio Jones	Atl.	1,593
4. Jordy Nelson	G.B.	1,519
5. Emmanuel Sanders	Den.	1,404



**SANDERS A KEY ADDITION IN 2014**

**MOST REC. YDS. WITH A NEW TEAM, NFL HISTORY**

	<b>Player</b>	<b>Year</b>	<b>No.</b>
1.	Brandon Marshall, Chi.	2012	1,508
2.	Randy Moss, N.E.	2007	1,493
3.	Santana Moss, Was.	2005	1,483
4.	<b>Emmanuel Sanders, Den.</b>	<b>2014</b>	<b>1,404</b>
5.	Henry Ellard, Was.	1994	1,397

**MOST REC. WITH A NEW TEAM, NFL HISTORY**

	<b>Player</b>	<b>Year</b>	<b>No.</b>
1.	Brandon Marshall, Chi.	2012	118
2.	Randy Moss, N.E.	2007	112
3.	Terance Mathis, Atl.	1994	111
4.	Eric Metcalf, Atl.	1995	104
5.	<b>Emmanuel Sanders, Den.</b>	<b>2014</b>	<b>101</b>

K.C. (11/27)... Caught three passes for 28 yards (9.3 avg.) at Jac. (12/4)... Recorded his 14th 100-yard game (11-100-1TD) at Ten. (12/11).

**2015:** Sanders recorded his second consecutive 1,000-yard season, finishing with 76 receptions for 1,135 yards (14.9 avg.) with six touchdowns in addition to returning 17 punts for 103 yards (6.1 avg.)... Posted 16 catches for 230 yards (14.4 avg.) in Denver's three postseason contests... Recorded his first 100-yard game (9-111) of the season at Oak. (10/11)... Scored on a career-long 75-yard reception and finished with four catches for 109 yards (27.3) at Cle. (10/18)... Caught six passes for 90 yards (15.0 avg.) with a 64-yard touchdown reception at Ind. (11/8), making him the ninth Bronco with multiple 60-plus yard scores in a season... Set a career-high with 181 receiving yards (10-181) at Pit. (12/20), with his 205 yards from scrimmage (181 rec., 24 rush) representing the 25th time in team history a Broncos player topped 200 yards of offense... Caught five passes for 85 yards (17.0 avg.) in Denver's AFC Divisional Playoff Game vs. Pit. (1/17)... Posted five catches for a team-high 62 yards (12.4 avg.) in Denver's AFC Championship Game vs. N.E. (1/24)... Posted a game-high six catches for 83 yards (13.8 avg.) in Denver's Super Bowl 50 victory vs. Car. (2/7).

**2014:** Sanders started all 16 games and earned his first career Pro Bowl selection after setting career-highs in receptions (101), receiving yards (1,404) and touchdowns (9)... Recorded 16 catches of 25-plus yards, the second-best mark in the NFL in 2014... Ranked fourth and fifth, respectively, in NFL history for receiving yardage and reception totals for players in their first year with a new team... Combined with Demaryius Thomas (111) to become just the second 100-catch duo in franchise history (Rod Smith/Ed McCaffrey, 2000)... Registered seven 100-yard receiving games... Notched his first career 100-yard game vs. K.C. (9/14)... Had 11 receptions for 149 yards at Sea. (9/21) with eight of those receptions converting for first downs... Hauled in his first touchdown as a Bronco vs. S.F. (10/19)... Totaled nine receptions for 120 yards (13.3 avg.) and a career-high three touchdowns, which tied a team record, vs. S.D. (10/23)... Posted his fifth 100-yard receiving game of the season (10 rec. for a career-high 151 yds.) at N.E. (11/2) to become just the third Bronco (WR Rod Smith, 2000; WR Brandon Lloyd, 2010) to record at least five 100-yard receiving games through the team's first eight contests... Recorded his second career multi-touchdown game (5-67, 2 TDs) and his second such performance in three games at Oak. (11/9)... Notched his sixth 100-yard receiving game (5-102) before leaving the game with a concussion sustained in the third quarter at Stl. (11/16)... Made his first career postseason start in the AFC Divisional Playoff Game vs. Ind. (1/11) and finished with seven catches for 46 yards (6.6 avg.).

**2013:** Sanders played all 16 games for the second consecutive season and started 10 contests while finishing with 67 receptions, 740 receiving yards and six touchdowns... Totaled four catches of 40-plus yards, including a career-long 55-yard touchdown reception at NYJ (10/13)... Returned 10 kickoffs for 268 yards (26.8 avg.)... Made seven catches in the Steelers' regular-season opener vs. Ten. (9/8) to surpass 100 career receptions... Ran for a two-point conversion at Oak. (10/27)... Caught a touchdown in three consecutive contests (Games 11-13).

**2012:** Sanders appeared in all 16 regular-season games for the Steelers and registered 44 receptions for 626 yards (14.2 avg.) with one touchdown... Converted first downs on 15-of-18 third-down catches... Added nine punt returns for 93 yards (10.3 avg.) on special teams.

**2011:** Sanders saw action in 11 regular-season games and totaled 22 catches for 288 yards (13.1 avg.) with two touchdowns... Missed five games with knee and foot injuries... Led the Steelers with six receptions for 81 yards (13.5 avg.) in Pittsburgh's AFC Wild Card Game at Den. (1/8).

**2010:** Selected by Pittsburgh in the third round (82nd overall) of the 2010 NFL Draft, Sanders played in 13 regular-season games (1 start) for the Steelers and finished his rookie season with 28 receptions for 376 yards (13.4 avg.) with two touchdowns... Served as the club's primary kickoff returner and totaled 628 yards on 25 returns (25.1 avg.)... Appeared in all three postseason contests for the Steelers and contributed seven catches for 91 yards (13.0 avg.)... Caught his first career touchdown pass vs. N.E. (11/14)... Started his first career game in Pittsburgh's regular-season finale at Cle. (1/2)... Contributed two catches for 17 yards (8.5 avg.) in Super Bowl XLV vs. G.B. (2/6) before leaving the game with a foot injury.

**COLLEGE:** Sanders finished his collegiate career as Southern Methodist University's all-time career leader in receptions (235), receiving yards (3,791), receiving touchdowns (34) and 100-yard receiving games (16) as he topped the 600-yard mark in all four seasons on campus... Named first-team All-Conference USA following his senior year when he set single-season school records with 98 catches for 1,339 yards (13.7 avg.) to go along with seven touchdowns.

**PERSONAL:** Sanders was an all-district running back, wide receiver and safety at Bellville (Texas) High School, where he was named Team MVP and Tri-County Offensive Player of the Year following his senior campaign... Emmanuel Sanders was born on March 17, 1987.



## SANDERS' REGULAR SEASON RECORD

Year	Club	G	S	RECEIVING				KICKOFF RETURNS				PUNT RETURNS			
				No.	Yds.	Avg.	LG	TD	No.	Yds.	Avg.	LG	TD	No.	FC
2010	Pittsburgh	13	1	28	376	13.4	35	2	25	628	25.1	48	0	4	1
2011	Pittsburgh	11	0	22	288	13.1	32	2	5	93	18.6	25	0	3	0
2012	Pittsburgh	16	7	44	626	14.2	37	1	1	27	27.0	27	0	9	9
2013	Pittsburgh	16	10	67	740	11.0	55t	6	10	268	26.8	46	0	0	0
2014	Denver	16	16	101	1,404	13.9	48	9	3	54	18.0	22	0	1	1
2015	Denver	15	15	76	1,135	14.9	75t	6	1	13	13.0	13	0	17	20
2016	Denver	13	13	75	958	12.8	64	5	0	0	—	—	0	0	0
<b>CAREER TOTALS</b>	<b>100</b>	<b>62</b>	<b>413</b>	<b>5,527</b>	<b>13.4</b>	<b>75t</b>	<b>31</b>	<b>31</b>	<b>45</b>	<b>1,083</b>	<b>24.1</b>	<b>48</b>	<b>0</b>	<b>34</b>	<b>31</b>
<b>BRONCOS TOTALS</b>	<b>44</b>	<b>44</b>	<b>253</b>	<b>3,497</b>	<b>13.8</b>	<b>75t</b>	<b>20</b>	<b>20</b>	<b>4</b>	<b>67</b>	<b>16.8</b>	<b>35</b>	<b>0</b>	<b>18</b>	<b>21</b>

**ADDITIONAL STATISTICS:** Special-teams tackles — 2010 (12), 2011 (2), TOTAL (14). Miscellaneous Tackles — 2014 (1), 2015 (2), 2016 (1), TOTAL (4). Special-teams fumbles — 2010 (1 FF), 2011 (1 FR), TOTAL (1 FF, 1 FR). Rushing — 2012 (1 for 4 yds.), 2013 (1 for 25 yds.), 2014 (8 for 44 yds.), 2015 (3 for 29 yds.), TOTAL (13 for 102 yds., 7.8 avg., 25 LG). Completed a 15-yard pass vs. Seattle (9/18/11). Sacked for a loss of seven yards on a pass attempt vs. Washington (10/28/12). Ran for a two-point conversion at Oakland (10/27/13).

## SANDERS' POSTSEASON RECORD

Year	Club	G	S	RECEIVING				KICKOFF RETURNS				PUNT RETURNS			
				No.	Yds.	Avg.	LG	TD	No.	Yds.	Avg.	LG	TD	No.	FC
2010	Pittsburgh	3	0	7	91	13.0	12	0	0	0	0.0	—	0	0	0
2011	Pittsburgh	1	0	6	81	13.5	18	0	0	0	0.0	—	0	0	0
2014	Denver	1	1	7	46	6.6	17	0	0	0	0.0	—	0	0	0
2015	Denver	3	3	16	230	14.4	34	0	0	0	0.0	—	0	0	0
<b>CAREER TOTALS</b>	<b>8</b>	<b>4</b>	<b>36</b>	<b>448</b>	<b>12.4</b>	<b>34</b>	<b>0</b>	<b>0</b>	<b>0</b>	<b>0</b>	<b>0.0</b>	<b>—</b>	<b>0</b>	<b>0</b>	<b>0</b>

**ADDITIONAL STATISTICS:** Special-teams tackles — 2010 (5), TOTAL (5). Miscellaneous Tackles—2015 (1), TOTAL (1). Miscellaneous FR—2016 (1), TOTAL (1).

## SANDERS' SINGLE GAME HIGHS

(Postseason in parentheses)

**Receptions** — 11, twice, last at Tennessee, 12/11/16 (7 vs. Indianapolis, 1/11/15). **Receiving yards** — 181 at Pittsburgh, 12/20/15 (85 vs. Pittsburgh, 1/17/16). **Longest reception** — 75t at Cleveland, 10/18/15 (34 vs. Pittsburgh, 1/17/16). **Receiving touchdowns** — 3 vs. San Diego, 10/23/14 (none). **Kick returns** — 6 vs. New England, 11/14/10 (none). **Kick return yards** — 156 vs. New England, 11/14/10 (none). **Longest kick return** — 48 at Miami, 10/24/10 (none). **Punt returns** — 3, four times, last vs. Baltimore, 9/13/15 (none). **Punt return yards** — 76 at N.Y. Giants, 11/4/12 (none). **Longest punt return** — 63 at N.Y. Giants, 11/4/12 (none).

## SANDERS' 100-YARD RECEIVING GAMES (14)

\*denotes win (Sanders' teams are 8-5 when he records 100 or more yards receiving in a game.)

Date	Opponent	No.	Yds.	Avg.	LG	TD
9/14/14	vs. Kansas City*	8	108	13.5	48	0
9/21/14	at Seattle	11	149	13.5	42	0
10/5/14	vs. Arizona*	7	101	14.4	30	0
10/23/14	vs. San Diego*	9	120	13.3	38	3
11/2/14	at New England	10	151	15.1	28	0
11/16/14	at St. Louis	5	102	20.4	42t	1
11/23/14	vs. Miami*	9	125	13.9	35	0
10/11/15	at Oakland*	9	111	12.3	45	0
10/18/15	at Cleveland*	4	109	27.3	75t	1
11/29/15	vs. New England*	6	113	18.8	39	0
12/20/15	at Pittsburgh	10	181	18.1	61t	1
9/25/16	at Cincinnati*	9	117	13.0	41t	2
11/27/16	vs. Kansas City	7	162	23.1	64	1
12/11/16	at Tennessee	11	100	9.8	17	1

## EMMANUEL SANDERS' 2016 GAME-BY-GAME

(Victories asterisked)

2016 DENVER (8-5)			RECEIVING						SCORING	
Date	Opponent	P/S	No.	Yds.	Avg.	LG	TD		2pt.	Pts.
Sep 8	vs. Carolina*	S	5	49	9.8	15	0		0	0
Sep 18	vs. Indianapolis*	S	3	39	13.0	19	0		0	0
Sep 25	at Cincinnati*	S	9	117	13.0	41t	2		0	12
Oct 2	at Tampa Bay*	S	8	88	11.0	18	1		0	6
Oct 9	vs. Atlanta	S	7	80	11.4	26	0		0	0
Oct 13	at San Diego	S	4	40	10.0	20	0		0	0
Oct 24	vs. Houston*	S	4	86	21.5	31	0		0	0
Oct 30	vs. San Diego*	S	4	68	17.0	37	0		0	0
Nov 6	at Oakland	S	5	47	9.4	18	0		0	0
Nov 13	at New Orleans*	S	5	54	10.8	14	0		0	0
Nov 27	vs. Kansas City	S	7	162	23.1	64	1		0	6
Dec 4	at Jacksonville*	S	3	28	9.3	12	0		0	0
Dec 11	at Tennessee	S	11	100	9.1	17	1		0	6
<b>Season Totals</b>			<b>13/13</b>	<b>75</b>	<b>958</b>	<b>13.4</b>	<b>64</b>	<b>5</b>	<b>0</b>	<b>30</b>





# MICHAEL SCHOFIELD

79

## OFFENSIVE LINEMAN

6-6 • 301 • 3RD Yr. • MICHIGAN

BORN: Nov. 15, 1990, in Orland Park, Ill.

HIGH SCHOOL: Carl Sandburgh High School, Orland Park, Ill.

ACQUIRED: Draft #3 (95th overall), 2014

NFL YEAR: 3rd • YEAR WITH BRONCOS: 3rd

NFL GAMES PLAYED/STARTED: 26/26 • POSTSEASON GP/GS: 3/3



### SCHOFIELD AT A GLANCE:

- A third-year offensive lineman who started all 26 regular-season games played and three postseason contests for the Broncos (2014-16) after spending his entire rookie season in 2014 on Denver's active roster.
- Appeared in all 52 possible games during his career at the University of Michigan, making 26 starts at right tackle and opening another 10 contests at left guard.
- Received second-team All-Big Ten Conference recognition from the *NFL Draft Report* in 2013 after starting all 13 games for Michigan and helping the team rank second in the league with just 17 sacks allowed on the season.
- Selected by the Broncos in the third round (95th overall) of the 2014 NFL Draft.

**CAREER TRANSACTIONS:** Signed by Denver as a draft choice 6/3/14.



**2016:** Schofield started at right guard vs. Car. (9/8)... Started at right guard before moving outside to right tackle in the first quarter vs. Ind. (9/18)... Started at right guard (54 snaps) and played left tackle (13 snaps) at Cin. (9/25)... Started at right guard at T.B. (10/2)... Opened the game at right guard and also played right tackle vs. Atl. (10/9)... Started at right guard at S.D. (10/13), vs. Hou. (10/24), vs. S.D. (10/30), at Oak. (11/6), at N.O. (11/13), vs. K.C. (11/27), at Jac. (12/4) and at Ten. (12/11).

**2015:** Schofield started all 13 regular-season games played and all three postseason contests at right tackle... Made his NFL debut and first start at right tackle vs. Min. (10/4).

**2014:** Selected by the Broncos in the third round (95th overall) of the 2014 NFL Draft, Schofield spent his entire rookie year on Denver's active roster but did not see any game action.

**COLLEGE:** Schofield appeared in all 52 possible games during his career at the University of Michigan, making 26 starts at right tackle and opening another 10 contests at left guard... Delivered 31 touchdown-resulting blocks for the Wolverines' rushing attack during his three seasons (2011-13) as a starter... Named second-team All-Big Ten Conference from *NFL Draft Report* after starting all 13 games at right tackle as senior and helping the Wolverines rank second in the Big Ten Conference with just 17 sacks allowed on the season... Posted 67 knockdowns and 10 touchdown-resulting blocks during his senior campaign... Started all 13 games at right tackle for the Wolverines his junior year and tallied 84 knockdowns to go along with 11 touchdown-resulting blocks... Opened 10-of-13 games at left guard his sophomore year for the Sugar Bowl-champion Wolverines... Blocked for a rushing offense that ranked second in the Big Ten (13th in the nation) with 221.9 yards per game and featured a pair of 1,000-yard rushers (Dennard Robinson and Fitzgerald Toussaint)... Appeared in all 13 games for Michigan as a redshirt freshman.

**PERSONAL:** Schofield attended Carl Sandburgh High School in Orland Park, Ill., where he was a three-year starter at offensive tackle... Allowed zero sacks as a senior team captain and was named the offense's most valuable player while also pacing the defense with 83 tackles... Majored in physical education at Michigan... Earned the Wolverines' Athletic Achievement Award during his redshirt season in 2009... Last name is pronounced SKO-field... Michael Ross Schofield III was born on Nov. 15, 1990, in Orland Park, Ill.

### SCHOFIELD'S REGULAR SEASON RECORD

Year	Club	G	S
2014	Denver	0	0
2015	Denver	13	13
2016	Denver	13	13
<b>CAREER TOTALS</b>		<b>26</b>	<b>26</b>

### SCHOFIELD'S POSTSEASON RECORD

Year	Club	G	S
2015	Denver	3	3
<b>CAREER TOTALS</b>		<b>3</b>	<b>3</b>



**TREVOR SIEMIAN****13****QUARTERBACK****6-3 • 215 • 2ND YR. • NORTHWESTERN****BORN:** Dec. 26, 1991, in Windermere, Fla.**HIGH SCHOOL:** Olympia High School, Windermere, Fla.**ACQUIRED:** Draft #7a (250th overall), 2015**NFL YEAR:** 2nd • **YEAR WITH BRONCOS:** 2nd**NFL GAMES PLAYED/STARTED:** 12/11**SIEMIAN AT A GLANCE:**

- A second-year quarterback who has appeared in 12 games (11 starts) for Denver, completing 230-of-376 passes (61.2 pct.) for 2,730 yards with 16 touchdowns and seven interceptions (89.7 rtg.).
- Spent his rookie season in 2015 with Denver on the active roster and appeared in one regular-season game.
- Played 44 games (14 starts) in his career at Northwestern University, completing 550-of-934 passes (58.9 pct.) for 5,931 yards with 27 touchdowns and 24 interceptions in addition to rushing for six touchdowns.
- Finished his career ranked fourth all-time at NU in career passing yardage (5,931), fourth in completions (550), sixth in total offense (5,908 yds.) despite only starting 14 games.
- Selected by the Broncos in the seventh round (250th overall) of the 2015 NFL Draft.

**CAREER TRANSACTIONS:** Signed by Denver as a draft choice 5/15/15.

**2016:** Siemian posted a win in his first NFL start vs. Car. (9/8), finishing the regular-season opener 18-of-26 passing (69.2 pct.) with one touchdown and two interceptions (69.1 rtg.) in addition to rushing five times for 20 yards (4.0 avg.)... Completed 22-of-33 passes (66.7 pct.) for 266 yards with one interception vs. Ind. (9/18)... Became the first player in NFL history with 300 passing yards, four passing touchdowns and zero interceptions in his first career road start at Cin. (9/25)... Finished the game 23-of-35 for 312 yards (65.7 pct.) with four touchdowns (132.1 rtg.)... Completed five-of-seven passes for 68 yards with one touchdown (141.7 rtg.) before leaving with a left shoulder (non-throwing) injury at T.B. (10/2)... Was inactive vs. Atl. (10/9)... Completed 30-of-50 passes (60.0 pct) for 230 yards with one touchdown (77.9 rtg.) at S.D. (10/13)... Finished 14-of-25 passing for 157 yards with one touchdown (88.2 rtg.) vs. Hou. (10/24)... Completed 20-of-38 passes for 276 yards with one interception vs. S.D. (10/30)... Finished 18-of-37 passing for 283 yards with two touchdowns and one interception (81.2 rtg.) at Oak. (11/6)... Completed 25-of-40 passes for 258 yards with two touchdowns and two interceptions (76.9 rtg.) at N.O. (11/13)... Completed 20-of-34 passes (58.8%) for 368 yards with three touchdowns (125.6 rtg.) while adding 23 yards rushing on five carries (4.6 avg.) vs. K.C. (11/27)... Joined QB Peyton Manning (4x) and QB John Elway as the only players in franchise history to throw for 350 yards and three touchdowns without an interception... Was inactive with a foot injury at Jac. (12/4)... Recored his third career 300-yard passing game, finishing 35-of-51 (68.6 pct.) for 334 yards with one touchdown (93.1 rtg.) at Ten. (12/11).

**2015:** Selected by the Broncos in the seventh round (250th overall) of the 2015 NFL Draft, Siemian was active for six games regular season games and played in one contest... Took one snap in his NFL debut at Pit. (12/20)... Inactive for Denver's three playoff contests.

**COLLEGE:** Siemian played 44 games (14 starts) during his career at Northwestern University, completing 550-of-934 passes (58.9 pct.) for 5,931 yards with 27 touchdowns and 24 interceptions in addition to rushing for six scores... Started all 11 games played his redshirt senior season, recording 228 completions on 392 attempts for 2,214 yards with seven touchdown and 11 interceptions in addition to five rushing touchdowns before missing the remainder of the season with a torn ACL... Saw action in all 12 games as a junior, completing 178-of-298 passes for 2,149 yards with 11 touchdowns and nine interceptions.

**PERSONAL:** Siemian threw for an Orange County-record 6,144 career yards and 53 touchdowns in three seasons at Olympia High School in Windermere, Fla., and was named the *Orlando Sentinel's* 2009 Central Florida Offensive Player of the Year... Selected a first-team All-Central Florida pick in 2009 and a second-team choice in 2008 as well as first-team all-metro in 2009... Also lettered in baseball... Majored in communication studies at Northwestern... Last name is pronounced sim-EE-in... Trevor Siemian was born on Dec. 26, 1991, in Windermere, Fla.



## SIEMIAN'S REGULAR SEASON RECORD

Year	Club	G	S	Att.	Comp.	Pct.	PASSING					% Int.	% LG	Sack/Yds.	Rtg.
							Yds.	Yds./Att.	TD						
2015	Denver	1	0	0	0	—	0	—	0	—	0	—	—	0/0	—
2016	Denver	11	11	376	230	61.2	2,730	7.3	16	4.3	7	1.9	76t	27/156	89.7
<b>CAREER TOTALS</b>		<b>12</b>	<b>11</b>	<b>376</b>	<b>230</b>	<b>61.2</b>	<b>2,730</b>	<b>7.3</b>	<b>16</b>	<b>4.3</b>	<b>7</b>	<b>1.9</b>	<b>76t</b>	<b>27/156</b>	<b>89.7</b>

## SIEMIAN'S SINGLE-GAME HIGHS

(Postseason in parentheses)

**Pass attempts** — 51 at Tennessee, 12/11/16. **Pass completions** — 35 at Tennessee, 12/11/16. **Passing yards** — 368 vs. Kansas City, 11/27/16. **Completion percentage (min. 10 att.)** — 69.2% vs. Carolina, 9/8/16. **Touchdown passes** — 4 at Cincinnati, 9/25/16. **Longest pass completion** — 76t vs. Kansas City, 11/27/16.

## TREVOR SIEMIAN'S 2016 GAME-BY-GAME

(Victories asterisked)

2016 DENVER (8-5)		PASSING										RUSHING				
Opponent	P/S	Att.	Comp.	Yds.	Pct.	TD	INT	LG	S/Yds.	Rtg.		Att.	Yds.	Avg.	LG	TD
vs. Car. (9/8)*	S	26	18	178	69.2	1	2	25t	2/19	69.1		5	20	4.0	11	0
vs. Ind. (9/18)*	S	33	22	266	66.7	0	1	44	1/0	78.6		1	7	7.0	7	0
at Cin. (9/25)*	S	35	23	312	65.7	4	0	55t	2/9	132.1		3	5	1.7	5	0
at T.B. (10/2)*	S	7	5	68	71.4	1	0	19	3/20	141.7		0	0	—	—	0
vs. Atl. (10/9)																
at S.D. (10/13)	S	50	30	230	60.0	1	0	20	2/10	77.9		1	1	1.0	1	0
vs. Hou. (10/24)*	S	25	14	157	56.0	1	0	31	0/0	88.2		1	-1	-1.0	-1	0
vs. S.D. (10/30)*	S	38	20	276	52.6	0	1	40	1/9	65.2		3	-2	-0.7	0	0
at Oak. (11/6)	S	37	18	283	48.6	2	1	69t	2/13	81.2		0	0	—	—	0
at N.O. (11/13)*	S	40	25	258	62.5	2	2	18	6/24	76.9		6	5	0.8	3	0
vs. K.C. (11/27)	S	34	20	368	58.8	3	0	76t	5/28	125.6		5	23	4.6	14	0
at Jac. (12/4)*																
at Ten. (12/11)	S	51	35	334	68.6	1	0	34	3/20	93.1		0	0	—	—	0
<b>Season Totals</b>		<b>11/11</b>	<b>376</b>	<b>230</b>	<b>2,730</b>	<b>61.2</b>	<b>16</b>	<b>7</b>	<b>76t</b>	<b>27/156</b>	<b>89.7</b>	<b>25</b>	<b>58</b>	<b>2.2</b>	<b>14</b>	<b>0</b>





# JUSTIN SIMMONS

31

## SAFETY



6-2 • 202 • BOSTON COLLEGE

BORN: Nov. 19, 1993, in Manassas, Va.

HIGH SCHOOL: Martin County High School, Stuart, Fla.

ACQUIRED: Draft #3 (98th overall), 2016

NFL YEAR: 1st • YEAR WITH BRONCOS: 1st

NFL GAMES PLAYED/STARTED: 10/0

### SIMMONS AT A GLANCE:

- A rookie safety who has played 10 games and made 16 tackles (14 solo), one sack (9 yds.), one blocked extra point and five special-teams stops.
- Named AFC Special Teams Player of the Week (Week 10—2016).
- Opened 32-of-50 games at Boston College, racking up 229 tackles (165 solo), eight interceptions (50 yds.), 22 passes defended, four forced fumbles, four fumble recoveries and one sack (15 yds.).
- Attended Martin County High School in Stuart, Fla., earning All-Area Defensive Player of the Year honors in addition to being named second-team All-Florida.
- Selected by the Broncos in the third round (98th overall) of the 2016 NFL Draft.



**2016:** Selected by the Broncos in the third round (98th overall) of the 2016 NFL Draft, Simmons posted one solo tackle in his NFL debut vs. Car. (9/8)... Notched four solo tackles vs. Ind. (9/18)... Was inactive at Cin. (9/25)... Saw action on special teams at T.B. (10/2)... Was inactive vs. Atl. (10/9) and at T.B. (10/13)... Posted one solo tackle vs. Hou. (10/24)... Sacked Philip Rivers (9 yds.) vs. S.D. (10/30)... Assisted on one tackle and made one special-teams stop at Oak. (11/6)... Blocked an extra point with 1:22 remaining that was returned for the game-winning defensive conversion in addition to making two tackles (1 solo) and one special-teams stop at N.O. (11/13)... Was named AFC Special Teams Player of the Week for his performance against New Orleans... Posted two solo tackles, one pass defended and one special-teams stop vs. K.C. (11/27)... Notched two solo tackles and two special-teams stops at Jac. (12/4)... Recorded two solo stops at Ten. (12/11).

**COLLEGE:** Simmons opened 32-of-50 games at Boston College, racking up 229 tackles (165 solo), eight interceptions (50 yds.), 22 passes defended, four forced fumbles, four fumble recoveries and one sack (15 yds.)... Started all 12 games at safety for the nation's top-ranked defense (254.3 ypg.) as a senior... Finished with 67 tackles (49 solo), five interceptions (28 yds.), seven passes defended, two forced fumbles and three fumble recoveries, earning All-Atlantic Coast Conference second-team honors... Opened all 13 games in his junior campaign, starting the first seven contests at safety before moving to cornerback for the final six games... Led the team with 76 tackles (63 solo) and added two interceptions (20 yds.), seven passes defended and one sack (15 yds.)... Saw action in all 13 games as a sophomore, recording 34 tackles (22 solo), three passes defended and one fumble recovery... Appeared in all 12 games as a true-freshman, starting six contests at safety and one at cornerback.

**HIGH SCHOOL:** Simmons attended Martin County High School in Stuart, Fla., where he earned All-Area Defensive Player of the Year honors from *Scripps Treasure Coast Newspapers*... Named second-team all-state as a senior in addition to first-team all-area as a junior and senior... Played in the Palm Beach County-Treasure Coast Senior All-Star Game... Totaled 24 career interceptions and returned two for touchdowns in addition to seeing action at wide receiver and running back.

**PERSONAL:** Simmons majored in communications at Boston College and was presented with the Jay McGillis Memorial Scholarship... Justin Simmons was born on Nov. 19, 1993, in Manassas, Va.

### SIMMONS'S REGULAR SEASON RECORD

Year	Club	G	S	UT	A	TT	S-Yds.	I-Yds.	PD	FF	FR	TD-Int.	TD-FR	S	Pts.
2016	Denver	10	0	14	2	16	1-9	0-0	1	0	0	0	0	0	0
<b>CAREER TOTALS</b>		<b>10</b>	<b>0</b>	<b>14</b>	<b>2</b>	<b>16</b>	<b>1-9</b>	<b>0-0</b>	<b>1</b>	<b>0</b>	<b>0</b>	<b>0</b>	<b>0</b>	<b>0</b>	<b>0</b>

**ADDITIONAL STATISTICS:** Special-teams tackles — 2016 (5), TOTAL (5). Blocked an extra point at New Orleans, 11/13/16..



**JUSTIN SIMMONS'S 2016 GAME-BY-GAME**

*(Victories asterisked)*

2016 DENVER (7-4)		TACKLES								
Date	Opponent	P/S	UT	A	TT	S-Yds.	I-Yds.	PD	FF	FR
Sep 8	vs. Carolina*	P	1	0	1	0-0	0-0	0	0	0
Sep 18	vs. Indianapolis*	P	4	0	4	0-0	0-0	0	0	0
Sep 25	at Cincinnati*			INACTIVE						
Oct 2	at Tampa Bay*	P	0	0	0	0-0	0-0	0	0	0
Oct 9	vs. Atlanta			INACTIVE						
Oct 13	at San Diego			INACTIVE						
Oct 24	vs. Houston*	P	1	0	1	0-0	0-0	0	0	0
Oct 30	vs. San Diego*	P	1	0	1	1-9	0-0	0	0	0
Nov 6	at Oakland	P	0	1	1	0-0	0-0	0	0	0
Nov 13	at New Orleans*	P	1	1	2	0-0	0-0	0	0	0
Nov 27	vs. Kansas City	P	2	0	2	0-0	0-0	1	0	0
Dec 4	at Jacksonville*	P	2	0	2	0-0	0-0	0	0	0
Dec 11	at Tennessee	P	2	0	2	0-0	0-0	0	0	0
<b>Season Totals</b>			<b>10/0</b>	<b>14</b>	<b>2</b>	<b>16</b>	<b>1-9</b>	<b>0-0</b>	<b>1</b>	<b>0</b>





# DONALD STEPHENSON

71

## OFFENSIVE TACKLE

6-6 • 312 • 5TH YR. • OKLAHOMA

**BORN:** Sept. 30, 1988, in Kansas City, Mo.

**HIGH SCHOOL:** Blue Springs High School, Kansas City, Mo.

**ACQUIRED:** Unrestricted Free Agent (Kansas City), 2016

**NFL YEAR:** 5th • **YEAR WITH BRONCOS:** 1st

**NFL GAMES PLAYED/STARTED:** 70/30 • **POSTSEASON GP/GS:** 3/3



### STEPHENSON AT A GLANCE:

- A fifth-year offensive tackle who started 30-of-70 regular-season games played and all three postseason contests during his first four NFL seasons with Kansas City (2012-15) and Denver (2016).
- Started 15 games at left tackle, eight games at right tackle and one game as a short-yardage tight end in his first four years in the league.
- Saw action in all 16 games (6 starts at LT, 1 start at RT) in 2015 in addition to opening both postseason contests for the Chiefs at right tackle.
- Appeared in 32 games (23 starts at LT) along the offensive line at the University of Oklahoma, earning All-Big 12 Conference honorable-mention honors as senior in 2011.
- Joined the Broncos as an unrestricted free agent on March 9, 2016.
- Selected by Kansas City in the third round (74th overall) of the 2012 NFL Draft.

**CAREER TRANSACTIONS:** Signed by Kansas City as a draft choice 5/17/12; Signed by Denver as an unrestricted free agent 3/9/16.



**2016:** Stephenson started at right tackle vs. Car. (9/8)... Opened the game at right tackle before leaving in the first quarter with a calf injury vs. Ind. (9/18)... Was inactive at Cin. (9/25), at T.B. (10/2) and vs. Atl. (10/9)... Started at right tackle at S.D. (10/13) after missing three games with an injury... Opened at right tackle vs. Hou. (10/24), vs. S.D. (10/30), at Oak. (11/6) and at N.O. (11/13)... Entered the game in relief and played 62 snaps at right tackle vs. K.C. (11/27)... Started and played every offensive snap at Jac. (12/4) and at Ten. (12/11).

**2015:** Stephenson appeared in all 16 regular-season games (7 starts) for the third time in his career and made two postseason starts... Opened the first six games of the season at left tackle before starting the season finale at right tackle... Helped the Chiefs rush for the sixth most yards per game (127.8) in the NFL... Allowed two or less sacks for the third consecutive season according to STATS, LLC... Started at right tackle in Kansas City's AFC Wild Card Playoff Game vs. Hou. (1/9) and AFC Divisional Playoff Game at N.E. (1/16).

**2014:** Stephenson appeared in 12 regular-season games for the Chiefs, allowing two sacks according to STATS, LLC... Helped the Chiefs rank 10th in the league in rushing yards per game (119.9) as RB Jamaal Charles posted his third consecutive 1,000-yard season... Made his season debut in Week 5 at S.F. (10/5).

**2013:** Stephenson started 7-of-16 games played and one postseason contest... Started three games at right tackle before shifting to left tackle for the final four games of the season... Contributed to Charles' 1,287-yard rushing total... Started at right tackle in the Chiefs' AFC Wild Card Playoff Game at Ind. (1/4).

**2012:** Selected by the Chiefs in the third round (74th overall) of the 2012 NFL Draft, Stephenson started seven games and saw action in every regular-season contest as a rookie... Made his NFL debut on special teams vs. Atl. (9/9)... Made his first career start as short-yardage tight end at S.D. (11/1)... Started at left tackle in five of the final six games of the season.

**COLLEGE:** Stephenson appeared in 32 games at the University of Oklahoma with all 23 of his starts coming at left tackle between his junior and senior seasons... Opened 13 contests at left tackle his senior campaign en route to earning All-Big 12 Conference honorable mention honors... Saw action in 14 games (10 starts) his junior season.

**PERSONAL:** Stephenson attended Blue Springs High School outside of Kansas City, Mo., where he was named all-league as a junior... Missed most of his senior season due to injury... Donald Stephenson was born on Sept. 30, 1988, in Kansas City, Mo.

### STEPHENSON'S REGULAR SEASON RECORD

Year	Club	G	S
2012	Kansas City	16	7
2013	Kansas City	16	7
2014	Kansas City	12	0
2015	Kansas City	16	7
2016	Denver	10	9
<b>CAREER TOTALS</b>		<b>70</b>	<b>30</b>

**ADDITIONAL STATISTICS:** Miscellaneous tackles — 2016 (3), TOTAL (3). Miscellaneous FR — 2015 (1), TOTAL (1).



**STEPHENSON'S POSTSEASON RECORD**

<b>Year</b>	<b>Club</b>	<b>G</b>	<b>S</b>
2013	Kansas City	1	1
2015	Kansas City	2	2
<b>CAREER TOTALS</b>		<b>3</b>	<b>3</b>





## DARIAN STEWART

26

**SAFETY**



**5-11 • 214 • 7TH YR. • SOUTH CAROLINA**

**BORN:** Aug. 4, 1988, in Hunstville, Ala.

**HIGH SCHOOL:** Lee High School, Hunstville, Ala.

**ACQUIRED:** Unrestricted Free Agent (Baltimore), 2015

**NFL YEAR:** 7th • **YEAR WITH BRONCOS:** 2nd

**NFL GAMES PLAYED/STARTED:** 97/59 • **POSTSEASON GP/GS:** 5/5

### STEWART AT A GLANCE:

- A seventh-year safety who appeared in 97 career regular-season games (59 starts) with St. Louis (2010-13), Baltimore (2014) and Denver (2015-16) in addition to starting five postseason contests.
- Totaled 309 tackles (225 solo), six interceptions (63 yds.), 36 passes defended, five forced fumbles, five fumble recoveries, 24 special-teams stops and one blocked punt during his first six NFL seasons.
- Started 13-of-15 games played for Denver in 2015, posting 59 tackles (46 solo), one interception, 10 passes defended, one forced fumble and two fumble recoveries.
- Saw action in all 16 games (14 starts) for the first time in his career with Baltimore in 2014, finishing fourth on the Ravens with 53 tackles (37 solo) and adding four passes defended, one forced fumble and one blocked punt.
- Competed in the first two postseason games of his career for Baltimore in 2014 and recorded three tackles, one interception, one fumble recovery and two passes defended.
- Played in 50 games (36 starts) at the University of South Carolina, totaling 197 tackles, two interceptions, 22 passes defended, four forced fumbles and four fumble recoveries.
- Joined the Broncos as an unrestricted free agent (Baltimore) on March, 12, 2015.
- Entered the NFL with St. Louis as a college free agent on April 26, 2010.

**CAREER TRANSACTIONS:** Signed by St. Louis as a college free agent 4/26/10; Signed by Baltimore as an unrestricted free agent 3/23/14; Signed by Denver as an unrestricted free agent 3/12/15.



**2016:** Stewart totaled five solo tackles vs. Car. (9/8)... Tallied one solo stop vs. Ind. (9/18)... Recorded six tackles (4 solo) at Cin. (9/25)... Notched four solo tackles at T.B. (10/2)... Posted three tackles (2 solo) vs. Atl. (10/9)... Totaled six tackles (5 solo) at S.D. (10/13)... Notched five tackles (2 solo) vs. Hou. (10/24)... Intercepted Philip Rivers (25 yds.) and finished with three solo tackles vs. S.D. (10/30)... Totaled eight solo tackles at Oak. (11/6)... Intercepted Drew Brees twice (11 yds.) and returned a fumble 28 yards in addition to making two solo tackles at N.O. (11/13)... Became the first Bronco since Deltha O'Neal (vs. K.C., 10/7/01) to record at least three turnovers in a single game... Tallied three tackles (2 solo) vs. K.C. (11/27)... Posted one solo tackle and one pass defended at Jac. (12/4)... Notched five tackles (4 solo) and one pass defended at Ten. (12/11).

**2015:** Stewart started 13-of-15 regular-season games played in 2015, posting 59 tackles (46 solo), one interception, 10 passes defended, one forced fumble and two fumble recoveries... Totaled 10 tackles (7 solo), one sack (8 yds.), one interception (8 yds.), one forced fumble and three passes defended in three postseason starts... Intercepted Ravens QB Joe Flacco in the end zone with 0:28 seconds left in the fourth quarter to seal Denver's season-opening victory vs. Bal. (9/13)... Matched his career high with three passes defended and added four solo tackles vs. N.E. (11/29)... Posted five tackles (4 solo) and one special-teams stop in Denver's AFC Divisional Playoff Game vs. Pit. (1/17)... Intercepted Patriots QB Tom Brady and added three tackles (1 solo) in Denver's AFC Championship Game vs. N.E. (1/24)... Recorded three solo tackles, one sack (8 yds.), two passes defended and one forced fumble Denver's Super Bowl 50 victory vs. Car. (2/7).

**2014:** Stewart saw action in all 16 games (14 starts) for the first time in his career with Baltimore in 2014, producing 53 tackles (37 solo), four passes defended, one forced fumble and one blocked punt... Started the first two playoff games of his career and tallied three tackles (3 solo), two passes defended, one interception and one forced fumble... Made a season-high nine tackles in his Ravens debut vs. Cin. (9/7)... Blocked a punt that was returned 11 yards for a touchdown vs. Jac. (12/14)... Started and recorded one solo tackle, one interception, two passes defended and one fumble recovery in Baltimore's AFC Wild Card Playoff Game at Pit. (1/3).

**2013:** Stewart appeared in 13 games (6 starts) for the Rams and collected 36 tackles (30 solo), five passes defended, one forced fumble, one fumble recovery and three special-teams stops... Notched a season-best nine tackles (8 solo) and posted two passes defended vs. N.O. (12/15)... Forced a fumble and returned it 19 yards vs. Jac. (10/6).

**2012:** Stewart played 12 games for St. Louis and registered six solo tackles, one pass defended and six special-teams stops... Recorded three solo tackles each at Buf. (12/9) and vs. Ari. (10/4).



**2011:** Stewart appeared in 15 games (13 starts) for the Rams and recorded 91 tackles, three sacks (23 yds.), one interception, 10 passes defended, two forced fumbles and seven special-teams stops... Led the Rams in passes defended (10) and ranked third on the team in tackles (91)... Posted a career-high 12 tackles (7 solo) to go along with one sack (8 yds.) and one special-teams stop vs. Sea. (11/20)... Returned his first career interception 27 yards for a touchdown vs. N.O. (10/30).

**2010:** Stewart, who entered the NFL with St. Louis as a college free agent, played 13 games as a rookie and recorded 11 tackles (8 solo) to go along with one sack (8 yds.), one pass defended and four special-teams stops.

**COLLEGE:** Stewart played 50 games (36 starts) for the University of South Carolina, compiling 197 tackles, two interceptions, 22 passes defended, four forced fumbles and four fumble recoveries... Started all 13 games his senior season and was selected to play the East-West Shrine Game.

**PERSONAL:** Stewart played running back and free safety at Lee High School in Huntsville, Ala., where he was selected at the *Huntsville Times'* Super All-Metro Most Valuable Player as a senior... Excelled on the basketball court as a point guard, lettering four times and being named City MVP in 2004... Darian Stewart was born on Aug. 4, 1988, in Huntsville, Ala.

### STEWART'S REGULAR SEASON RECORD

Year	Club	G	S	UT	A	TT	S-Yds.	I-Yds.	PD	FF	FR	TD-Int.	TD-FR	S	Pts.
2010	St. Louis	13	0	8	3	11	1-8	0	2	0	1	0	0	0	0
2011	St. Louis	15	13	55	36	91	3-23	1-27	11	2	0	1	0	0	6
2012	St. Louis	12	0	6	0	6	0-0	0	0	0	0	0	0	0	0
2013	St. Louis	13	6	30	6	36	0-0	0	5	1	1	0	0	0	0
2014	Baltimore	16	14	37	16	53	0-0	1-0	3	1	0	0	0	0	0
2015	Denver	15	13	46	13	59	0-0	1-0	10	1	2	0	0	0	0
2016	Denver	13	13	43	9	52	0-0	3-36	5	0	1	0	0	0	0
<b>CAREER TOTALS</b>		<b>97</b>	<b>58</b>	<b>225</b>	<b>83</b>	<b>309</b>	<b>4-31</b>	<b>6-63</b>	<b>36</b>	<b>5</b>	<b>5</b>	<b>1</b>	<b>0</b>	<b>0</b>	<b>6</b>
<b>BRONCOS TOTALS</b>		<b>28</b>	<b>26</b>	<b>89</b>	<b>22</b>	<b>112</b>	<b>0-0</b>	<b>4-36</b>	<b>15</b>	<b>1</b>	<b>3</b>	<b>0</b>	<b>0</b>	<b>0</b>	<b>0</b>

**ADDITIONAL STATISTICS:** Special-teams tackles — 2010 (4), 2011 (7), 2012 (6), 2013 (3), 2015 (4), TOTAL (24). Blocked a punt that was returned by Baltimore's Kamar Aiken for a TD vs. Jacksonville (12/14/14).

### STEWART'S POSTSEASON RECORD

Year	Club	G	S	UT	A	TT	S-Yds.	I-Yds.	PD	FF	FR	TD-Int.	TD-FR	S	Pts.
2014	Baltimore	2	2	3	0	3	0-0	1-0	2	0	1	0	0	0	0
2015	Denver	3	3	8	3	11	1-8	1-8	3	1	0	0	0	0	0
<b>CAREER TOTALS</b>		<b>5</b>	<b>5</b>	<b>11</b>	<b>3</b>	<b>14</b>	<b>1-8</b>	<b>2-8</b>	<b>3</b>	<b>1</b>	<b>1</b>	<b>0</b>	<b>0</b>	<b>0</b>	<b>0</b>

**ADDITIONAL STATISTICS:** Special-teams tackles — 2015 (1), TOTAL (1).

### STEWART'S SINGLE GAME HIGHS

(Postseason in parentheses)

**Tackles** — 12 vs. Seattle, 11/20/11 (5 vs. Pittsburgh, 1/17/15). **Interceptions** — 2 at New Orleans, 11/13/16 (1, twice, last vs. New England, 1/16/16). **Interception return yards** — 27 vs. New Orleans, 10/30/11 (8 vs. New England, 1/24/16). **Passes Defended** — 3, three times, last vs. New England, 11/29/15 (2, twice, last vs. Carolina, 2/7/16). **Fumble recoveries** — 1, five times, last at New Orleans, 11/13/16 (1 at Pittsburgh, 1/3/15). **Fumble return yards** — 28 at New Orleans, 11/13/16 (0 at Pittsburgh, 1/3/15).

### DARIAN STEWART'S 2016 GAME-BY-GAME

(Victories asterisked)

2016 DENVER (8-5)		TACKLES									
Date	Opponent	P/S	UT	A	TT	S-Yds.	I-Yds.	PD	FF	FR	
Sep 8	vs. Carolina*	S	5	0	5	0-0	0-0	0	0	0	
Sep 18	vs. Indianapolis*	S	1	0	1	0-0	0-0	0	0	0	
Sep 25	at Cincinnati*	S	4	2	6	0-0	0-0	0	0	0	
Oct 2	at Tampa Bay*	S	4	0	4	0-0	0-0	0	0	0	
Oct 9	vs. Atlanta	S	2	1	3	0-0	0-0	0	0	0	
Oct 13	at San Diego	S	5	1	6	0-0	0-0	0	0	0	
Oct 24	vs. Houston*	S	2	3	5	0-0	0-0	0	0	0	
Oct 30	vs. San Diego*	S	3	0	3	0-0	1-25	1	0	0	
Nov 6	at Oakland	S	8	0	8	0-0	0-0	0	0	0	
Nov 13	at New Orleans*	S	2	0	2	0-0	2-11	2	0	1	
Nov 27	vs. Kansas City	S	2	1	3	0-0	0-0	0	0	0	
Dec 4	at Jacksonville*	S	1	0	1	0-0	0-0	1	0	0	
Dec 11	at Tennessee	S	4	1	5	0-0	0-0	1	0	0	
Season Totals		13/13	43	9	52	0-0	3-36	5	0	1	





## AQIB TALIB

21

### CORNERBACK



6-1 • 205 • 9TH YR. • KANSAS

BORN: Feb. 13, 1986, in Cleveland

HIGH SCHOOL: Berkner High School, Richardson, Texas

ACQUIRED: Unrestricted Free Agent (New England), 2014

NFL YEAR: 9th • YEAR WITH BRONCOS: 3rd

NFL GAMES PLAYED/STARTED: 117/103 • POSTSEASON GP/GS: 8/8

### TALIB AT A GLANCE:

- A ninth-year cornerback who appeared in 117 career regular-season games (103 starts) with Tampa Bay (2008-12), New England (2012-13) and Denver (2014-16) in addition to starting eight postseason contests.
- Totaled 408 tackles (320 solo), one sack (8 yds.), 33 interceptions (619 yds.), 111 passes defended, three forced fumbles and three fumble recoveries during his first eight seasons in the NFL.
- Posted the most interceptions (33) in the NFL among cornerbacks since he entered the league and is one of just four players at his position to be selected to the Pro Bowl in each of the last three seasons.
- Ranks first in the NFL with nine interceptions returned for touchdowns since becoming a regular starter in 2009.
- Earned his third consecutive Pro Bowl nod in 2015, finishing the season with 45 tackles (39 solo), three interceptions (123 yds., 2 TDs) and 13 passes defended.
- Selected to his second consecutive Pro Bowl in his first year with the Broncos in 2014 after ranking third in the NFL opponent quarterback rating (72.2) when targeted defensively, according to Pro Football Focus.
- Helped Denver's defense allow the fewest yards per attempt (6.02) in the NFL as one of three Pro Bowlers in the Bronco's secondary in 2014.
- Named to his first career Pro Bowl in 2013 in addition to being recognized as a second-team All-Pro selection by the Associated Press.
- Selected as the NFL Alumni Defensive Back of the Year following his 2010 season when he totaled a career-high six interceptions for Tampa Bay.
- Named Conference Defensive Player of the Week on two occasions: at Arizona (10/31/10) and at San Diego (12/14/14).
- Matched a Buccaneers franchise record with a career-best three interceptions at Washington (10/4/09).
- Started 32-of-34 games played at the University of Kansas and earned consensus first-team All-America honors and unanimous first-team All-Big 12 Conference recognition following his final season for the Jayhawks in 2007.
- Joined the Broncos as an unrestricted free agent (New England) on March 12, 2014.
- Selected by Tampa Bay in the first round (20th overall) of the 2008 NFL Draft.

**CAREER TRANSACTIONS:** Signed by Tampa Bay as a draft choice 7/25/08; Traded to New England 11/1/12; Signed by Denver as an unrestricted free agent 3/12/14.

### 21's TROPHY CASE

Pro Bowls (3) ..... 2013-15

All-Pro (Second Team) (1) ..... 2013

### TALIB FINDS THE END ZONE

#### BRONCOS WITH MULTIPLE INTERCEPTIONS RETURNED FOR A TOUCHDOWN, SINGLE SEASON

Player	Year	No.
Nemiah Wilson	1967	2
John Rowser	1976	2
Mike Harden	1986	2
Jimmy Spencer	2000	2
Deltha O'Neal	2002	2
Champ Bailey	2005	2
Chris Harris Jr.	2012	2
Aqib Talib	2014	2
Aqib Talib	2015	2
Bradley Roby	2016	2



## TALIB RACKS UP THE INTERCEPTIONS

### MOST INTERCEPTIONS BY A CB, NFL, (2008-PRES.)

Player	No.
1. Aqib Talib, T.B./N.E./Den.	33
2. Richard Sherman, Sea.	30
3. Asante Samuel, Phi./Atl.	29
Tramon Williams, G.B.	29
Brent Grimes, Atl./Mia.T.B.	29

### MOST INTERCEPTIONS FOR A TD, NFL, (2008-PRES.)

Player	No.
1. Aqib Talib, T.B./N.E./Den.	9
2. Charles Tillman, Chi.	7
Charles Woodson, G.B./Oak.	7
4. Dominique Rodgers-Cromartie, Ari./Phi./Den./NYG	6



**2016:** Talib had one tackle and one pass defended vs. Car. (9/8)... Recorded his ninth career interception returned for a touchdown (46 yds.)—his Broncos' franchise-record fifth—and added two solo tackles and two passes defended vs. Ind. (9/18)... Notched five solo tackles and one pass defended at Cin. (9/25)... Intercepted a pair of passes (40 yds.) and added three solo tackles and two passes defended in his first game at Tampa Bay (10/2) since spending the first four seasons of his career with the club... Registered two tackles (1 solo) and two passes defended vs. Atl. (10/9)... Totaled three solo tackles at S.D. (10/13)... Recorded four tackles (3 solo) and three passes defended vs. Hou. (10/24)... Was inactive vs. S.D. (10/30), at Oak. (11/6) and at N.O. (11/13)... Posted five tackles (3 solo) vs. K.C. (11/27)... Registered three solo tackles and one pass defended at Jac. (12/4)... Notched two tackles (1 solo) at Ten. (12/11).

**2015:** Talib became one of four cornerbacks to be selected to the last three Pro Bowls with his third career nod after posting 45 tackles (39 solo), three interceptions (123 yds., 2 TDs) and 14 passes defended... Recorded 14 tackles (13 solo) and six passes defended in Denver's three postseason contests... Intercepted Ravens QB Joe Flacco and returned it 51 yards for his seventh-career pick-six vs. Bal. (9/13)... Blocked an extra point at Det. (9/27)... Intercepted Browns QB Josh McCown at Cle. (10/18) and returned it 63 yards for a touchdown—tying him for the most interception returns for touchdown in a career (4) in Broncos history and giving him the most interceptions returned for touchdown since entering the league in 2008... Posted four solo tackles and two passes defended in Denver's AFC Divisional Playoff Game vs. Pit. (1/17)... Tallied five tackles (4 solo) and two passes defended in Denver's AFC Championship Game vs. N.E. (1/24)... Recorded five solo tackles and two passes defended in Denver's Super Bowl 50 victory vs. Car. (2/7).

**2014:** Talib started 15 regular-season games and earned his second consecutive Pro Bowl selection after totaling 63 tackles (54 solo), four interceptions (62 yds.), 17 passes defended, one sack (8 yds.) and one forced fumble... Returned two of his interceptions for touchdowns to become the eighth Bronco with multiple interception returns for touchdowns in franchise history (single season)... Secured the Broncos' win at NYJ (10/12) with a 22-yard interception return for a touchdown with 15 seconds remaining in the contest... Named AFC Defensive Player of the Week for his season-high eight tackles, one interception and three passes defended in the team's win at S.D. (12/14), becoming the first NFL cornerback and fourth player in 2014 to reach those marks in a single game... Picked off quarterback Andy Dalton at Cin. (12/22) and returned the interception 33 yards for a touchdown on *Monday Night Football*... Recorded his first career sack (8 yds.) vs. Oak. (12/28).

**2013:** Talib started all 13 games played for the Patriots and earned his first career Pro Bowl selection in addition to being named second-team All-Pro by the Associated Press... Totaled 44 tackles (35 solo), four interceptions (12 yds.), 14 passes defended, one forced fumble and one fumble recovery in the regular season... Added five tackles (3 solo) in two postseason starts... Combined to make four interceptions in Weeks 2-4 to represent the second three-game interception streak of his career... Matched his career high with three takeaways (2 INTs, 1 FF) vs. NYJ (9/12)... Tied a career high with four passes defended at Atl. (9/29).

**2012:** Talib started 9-of-10 games played with Tampa Bay and New England, splitting time between the two clubs after a mid-season trade... Tallied 40 tackles (33 solo), two interceptions (59 yds.), 10 passes defended and one fumble recovery on defense... Appeared in the season's first four games for the Buccaneers and recorded 21 tackles (20 solo), one interception and seven passes defended... Blocked his first career punt in the season opener vs. Car. (9/9)... Traded to New England on Nov. 1 along with a 2013 seventh-round draft pick in exchange for a 2013 fourth-round selection... Opened 5-of-6 regular-season games for the Patriots and registered 19 tackles (13 solo), one interception (59 yds.), two passes defended and one fumble recovery... Started both of New England's playoff games and contributed 10 tackles (9 solo) and one pass defended... Intercepted Colts quarterback Andrew Luck and returned it 59 yards for a touchdown vs. Ind. (11/18) in his first game with the Patriots... Posted a career-best 10 tackles (9 solo) in New England's AFC Divisional Playoff Game vs. Hou. (1/13).

**2011:** Talib opened all 13 games played for Tampa Bay and totaled 42 tackles (41 solo), two interceptions (55 yds., 2 TDs), 11 passes defended and one forced fumble... Scored on a 27-yard interception return and forced a fumble at Ten. (11/27)... Placed on injured reserve (hamstring) on Dec. 19.

## TALIB A PRO BOWLER IN THREE STRAIGHT YEARS

### MOST PRO BOWL SELECTIONS BY AN NFL CORNERBACK SINCE 2013

Player	Team(s)	No.
Aqib Talib	N.E./Den.	3
Patrick Peterson	Ari.	3
Richard Sherman	Sea.	3
Darellle Revis	N.E./NYJ	3



**2010:** Talib started all 11 games he appeared in for the Buccaneers and made a career-high six interceptions (91 yds.) to go along with 50 tackles (47 solo) and 11 passes defended... Named NFL Alumni Defensive Back of the Year, joining teammate Ronde Barber (2001) as the only players in franchise history to receive the honor... Recorded interceptions in his first three games of the season... Selected as NFC Defensive Player of the Week after posting two interceptions, including one returned 45 yards for a score, at Ari. (10/31)... Placed on injured reserve (hip) on Dec. 6.

**2009:** Talib started 15 games for Tampa Bay and tallied a personal-best 69 tackles (62 solo), 15 passes defended and one fumble recovery in addition to intercepting five passes.

**2008:** Selected by Tampa Bay in the first round (20th overall) of the 2008 NFL Draft, Talib appeared in 15 games (2 starts) as a rookie and contributed 27 tackles (19 solo), four interceptions (32 yds.) and nine passes defended... Recorded his first career interception vs. Atl. (9/14).

**COLLEGE:** Talib opened 32-of-34 career games played at the University of Kansas and totaled 162 tackles, 13 interceptions, 43 passes defended, two forced fumbles and two fumble recoveries for the Jayhawks... Declared for the NFL Draft following his junior season after being named a consensus first-team All-American and unanimous first-team All-Big 12 Conference selection... Named MVP of the 2008 Orange Bowl vs. Virginia Tech (1/3/08) after giving Kansas its first lead with a 60-yard interception returned for a touchdown.

**PERSONAL:** Talib attended Berkner High School in Richardson, Texas, where he was a first-team all-district and all-city defensive back... Aqib Talib (pronounced UH-keeb TUH-leeb) was born on Feb. 13, 1986, in Cleveland.

### TALIB'S REGULAR SEASON RECORD

Year	Club	G	S	UT	A	TT	S-Yds.	I-Yds.	PD	FF	FR	TD-Int.	TD-FR	S	Pts.
2008	Tampa Bay	15	2	19	8	27	0-0	4-32	9	0	0	0	0	0	0
2009	Tampa Bay	15	15	62	7	69	0-0	5-99	15	0	1	0	0	0	0
2010	Tampa Bay	11	11	47	3	50	0-0	6-91	11	0	0	1	0	0	6
2011	Tampa Bay	13	13	41	1	42	0-0	2-55	11	1	0	2	0	0	12
2012	T.B./N.E.	10	9	33	7	40	0-0	2-59	9	0	1	1	0	0	6
2013	New England	13	13	35	9	44	0-0	4-12	14	1	1	0	0	0	0
2014	Denver	15	15	54	9	63	1-8	4-62	16	1	0	2	0	0	12
2015	Denver	15	15	39	6	45	0-0	3-123	13	0	0	2	0	0	12
2016	Denver	10	10	24	6	30	0-0	2-86	12	0	0	1	0	0	6
<b>CAREER TOTALS</b>		<b>117</b>	<b>103</b>	<b>324</b>	<b>58</b>	<b>410</b>	<b>1-8</b>	<b>33-619</b>	<b>111</b>	<b>3</b>	<b>3</b>	<b>9</b>	<b>0</b>	<b>0</b>	<b>54</b>
<b>BRONCOS TOTALS</b>		<b>40</b>	<b>40</b>	<b>118</b>	<b>21</b>	<b>139</b>	<b>1-8</b>	<b>10-271</b>	<b>41</b>	<b>1</b>	<b>0</b>	<b>5</b>	<b>0</b>	<b>0</b>	<b>30</b>

**ADDITIONAL STATISTICS:** Blocked a punt vs. Carolina, 9/9/12. Blocked an extra point at Detroit, 9/27/15

### TALIB'S POSTSEASON RECORD

Year	Club	G	S	UT	A	TT	S-Yds.	I-Yds.	PD	FF	FR	TD-Int.	TD-FR	S	Pts.
2012	New England	2	2	9	1	10	0-0	0-0	1	0	0	0	0	0	0
2013	New England	2	2	3	2	5	0-0	0-0	0	0	0	0	0	0	0
2014	Denver	1	1	4	0	4	0-0	0-0	1	0	0	0	0	0	0
2015	Denver	3	3	13	1	14	0-0	0-0	6	0	0	0	0	0	0
<b>CAREER TOTALS</b>		<b>8</b>	<b>8</b>	<b>29</b>	<b>4</b>	<b>33</b>	<b>0-0</b>	<b>0-0</b>	<b>8</b>	<b>0</b>	<b>0</b>	<b>0</b>	<b>0</b>	<b>0</b>	<b>0</b>

### TALIB'S SINGLE GAME HIGHS

(Postseason in parentheses)

**Tackles** — 9 vs. Carolina, 11/14/10 (10 vs. Houston, 1/13/13). **Interceptions** — 3 at Washington, 10/4/09 (none). **Interception return yards** — 63 at Cleveland, 10/18/15 (None). **Passes Defended** — 4, twice, last at Atlanta, 9/29/13 (2, three times, last vs. Carolina, 2/7/16). **Sacks** — 1 vs. Oakland, 12/28/14 (None). **Sack yards** — 8 vs. Oakland, 12/28/14 (None).

### TALIB'S INTERCEPTIONS BY QUARTERBACK

Quarterback	INTs	Quarterback	INTs
Jason Campbell	3	Max Hall	1
Matt Ryan	3	Matt Hasselbeck	1
Geno Smith	3	Colin Kaepernick	1
Joe Flacco	2	Charlie Batch	1
Andrew Luck	2	Carson Palmer	1
Jameis Winston	2	Philip Rivers	1
Jimmy Clausen	1	Aaron Rodgers	1
Andy Dalton	1	Tony Romo	1
Jake Delhomme	1	Matthew Stafford	1
Derek Anderson	1	Seneca Wallace	1
Josh Freeman	1	Alex Smith	1
Josh McCown	1	Tom Brady	1



**AQIB TALIB'S 2016 GAME-BY-GAME**

*(Victories asterisked)*

2016 DENVER (8-5)		TACKLES								
Date	Opponent	P/S	UT	A	TT	S-Yds.	I-Yds.	PD	FF	FR
Sep 8	vs. Carolina*	S	0	1	1	0-0	0-0	1	0	0
Sep 18	vs. Indianapolis*	S	2	0	2	0-0	1-46	2	0	0
Sep 25	at Cincinnati*	S	5	0	5	0-0	0-0	1	0	0
Oct 2	at Tampa Bay*	S	3	0	3	0-0	2-40	2	0	0
Oct 9	vs. Atlanta	S	1	1	2	0-0	0-0	2	0	0
Oct 13	at San Diego	S	3	0	3	0-0	0-0	0	0	0
Oct 24	vs. Houston*	S	3	1	4	0-0	0-0	3	0	0
Oct 30	vs. San Diego*				INACTIVE					
Nov 6	at Oakland				INACTIVE					
Nov 13	at New Orleans*				INACTIVE					
Nov 27	vs. Kansas City	S	3	2	5	0-0	0-0	0	0	0
Dec 4	at Jacksonville*	S	3	0	3	0-0	0-0	1	0	0
Dec 11	at Tennessee	S	1	1	2	0-0	0-0	0	0	0
<b>Season Totals</b>			<b>10/10</b>	<b>24</b>	<b>4</b>	<b>30</b>	<b>0-0</b>	<b>3-86</b>	<b>12</b>	<b>0</b>





## JORDAN TAYLOR

87

### WIDE RECEIVER

6-5 • 210 • 1st Yr. • RICE

**BORN:** Feb. 18, 1992, in Sherman, Texas

**HIGH SCHOOL:** Dennison (Texas) High School

**ACQUIRED:** College Free Agent, 2015

**NFL YEAR:** 1st • **YEAR WITH BRONCOS:** 1st

**NFL GAMES PLAYED/STARTED:** 13/0



### TAYLOR AT A GLANCE:

- A first-year wide receiver who has appeared in 13 games after spending the entire 2015 season competing on Denver's practice squad.
- Started 37-of-42 games at wide receiver for Rice University and amassed 175 receptions for 2,585 yards (14.8 avg.) with 20 touchdowns after converting from quarterback to wide receiver during his redshirt freshman season.
- Entered the NFL with Denver as a college free agent on May 2, 2015.

**CAREER TRANSACTIONS:** Signed by Denver as a college free agent 5/2/15; Waived by Denver 9/5/15; Signed by Denver (practice squad) 9/7/15.



**2016:** Taylor made his NFL debut vs. Car. (9/8)... Caught his first career pass (20 yds.) vs. Ind. (9/18)... Saw action on offense and special teams at Cin. (9/25)... Caught one pass for nine yards and made one special-teams tackle at T.B. (10/2)... Played vs. Atl. (10/9)... Caught one pass for one yard at S.D. (10/13)... Saw action vs. Hou. (10/24)... Caught one pass for 35 yards and made one special-teams tackle vs. S.D. (10/30)... Caught one pass for six yards at Oak. (11/6)... Scored his first career receiving touchdown (14 yds.) and finished with 32 yards (16.0 avg.) at N.O. (11/13)... Caught a 6-yard touchdown vs. K.C. (11/27)... Saw action on offense and special teams at Jac. (12/4)... Caught three passes for 18 yards (6.0 avg.) at Ten. (12/11).

**2015:** Taylor, who entered the NFL with Denver as a college free agent, spent his entire rookie season on the club's practice squad.

**COLLEGE:** Taylor started 37-of-42 games at wide receiver for Rice University and amassed 175 receptions for 2,585 yards (14.8 avg.) with 20 touchdowns after converting from quarterback to wide receiver during his redshirt freshman season... Recorded 100-yard games on eight occasions... Named a second-team All Conference-USA selection in 2013 and 2014... Finished 2014 with 54 catches for 842 yards (14.8 avg.) with seven touchdowns despite missing three games with an injury... Recorded 48 catches for 780 yards (16.3 avg.) with six scores in his last eight games of the 2014 season.

**PERSONAL:** Taylor threw for 3,766 yards and 40 touchdowns in addition to rushing for 2,500 yards and 39 touchdowns in his career... Earned all-district and honorable mention all-state honors as a wide receiver as a sophomore before moving to quarterback as a junior... Caught 29 passes for 546 yards (18.8) and 11 touchdowns as a sophomore... Played baseball and earned all-district honors as an outfielder as a junior as a senior... His brother, Ryan, was an offensive lineman at UCLA and is now the offensive line coach at Tyler (Texas) Junior College... Jordan Taylor was born on Feb. 18, 1992, in Sherman, Texas.

### TAYLOR'S REGULAR SEASON RECORD

Year	Club	G	S	No.	RECEIVING			LG	TD	SCORING			2pt	Pts.
					Yds.	Avg.				TDp	TDrt			
2015	Denver	13	0	11	127	11.5		35	2	2	0		0	12
2016	Denver	13	0	11	127	11.5		35	2	2	0		0	12
<b>CAREER TOTALS</b>		<b>13</b>	<b>0</b>	<b>11</b>	<b>127</b>	<b>11.5</b>		<b>35</b>	<b>2</b>	<b>2</b>	<b>0</b>		<b>0</b>	<b>12</b>

**ADDITIONAL STATISTICS:** Special-teams tackles — 2016 (2), TOTAL (2). Special-teams FR — 2016 (1), TOTAL (1).



**JORDAN TAYLOR'S 2016 GAME-BY-GAME**

*(Victories asterisked)*

2016 DENVER (8-5)			RECEIVING					SCORING	
Date	Opponent	P/S	No.	Yds.	Avg.	LG	TD	2pt.	Pts.
Sep 8	vs. Carolina*	P	0	0	—	—	0	0	0
Sep 18	vs. Indianapolis*	P	1	20	20.0	20	0	0	0
Sep 25	at Cincinnati*	P	0	0	—	—	0	0	0
Oct 2	at Tampa Bay*	P	1	9	9.0	9	0	0	0
Oct 9	vs. Atlanta	P	0	0	—	—	0	0	0
Oct 13	at San Diego	P	1	1	1.0	1	0	0	0
Oct 24	vs. Houston*	P	0	0	—	—	0	0	0
Oct 30	vs. San Diego*	P	1	35	35.0	35	0	0	0
Nov 6	at Oakland	P	1	6	6.0	6	0	0	0
Nov 13	at New Orleans*	P	2	32	16.0	18	1	0	6
Nov 27	vs. Kansas City	P	1	6	6.0	6t	1	0	6
Dec 4	at Jacksonville*	P	0	0	—	—	0	0	0
Dec 11	at Tennessee	P	3	18	6.0	15	0	0	0
<b>Season Totals</b>			<b>13/0</b>	<b>11</b>	<b>127</b>	<b>11.5</b>	<b>35</b>	<b>2</b>	<b>0 12</b>





# DEMARIUS THOMAS

88

WIDE RECEIVER

6-3 • 229 • 7TH YR. • GEORGIA TECH

BORN: Dec. 25, 1987, in Montrose, Ga.

HIGH SCHOOL: West Laurens High School, Montrose, Ga.

ACQUIRED: Draft #1a (22nd overall), 2010

NFL YEAR: 7th • YEAR WITH BRONCOS: 7th

NFL GAMES PLAYED/STARTED: 98/84 • POSTSEASON GP/GS: 10/10



## THOMAS AT A GLANCE:

- A seventh-year wide receiver and three-time Pro Bowl selection who played 98 regular-season games (84 starts) and opened all 10 postseason contests for the Broncos during his first six seasons in Denver.
- Ranks first in franchise history with 34 total games with 100-plus receiving yards—a figure that ranks tied for first in the NFL since 2011 when he recorded his first 100-yard receiving output.
- Surpassed 1,300 receiving yards (1,304) in 2015 to join Marvin Harrison (5) and Torry Holt (4) as the only players in NFL history with four consecutive seasons totaling at least 90 receptions and 1,300 receiving yards.
- Named to his third consecutive Pro Bowl in 2014—tying for the most selections by a wide receiver in Broncos history (Rod Smith)—after setting a franchise single-season record with 1,619 receiving yards and ranking second in team annals with 111 catches on the year.
- Set a team record in 2014 for most 100-yard receiving games (10), reaching the century mark in seven consecutive contests (Games 4-10) to tie for the second-longest streak in league history.
- Combined with teammate Emmanuel Sanders (101-1,404) to record the most receiving yards (3,023) and tie for the most receptions (212) by an offensive tandem in the NFL in 2014—marking the second time a pair of Broncos teammates posted 100-plus receptions in the same season.
- Established a Broncos single-game receiving yardage record with his 226-yard performance vs. Arizona (10/5/14) to earn AFC Offensive player of the Week recognition.
- Ranked second in the NFL with 14 receiving touchdowns and fourth in the league with 1,430 yards on 92 catches in 2013 to earn his second consecutive Pro Bowl selection and Associated Press second-team All-Pro recognition.
- Combined with teammate Eric Decker to represent the most prolific receiving tandem (2,718 yds.) in the NFL in 2013.
- Selected to his first Pro Bowl following the 2012 season in which he caught 94 passes for 1,434 yards (15.3 avg.) with 10 touchdowns, ranking fourth in the league in receiving yards and posting the second-most 25-yard receptions (18) in the NFL.
- Fueled Denver's 29-23 win against Pittsburgh in the AFC Wild Card round (1/8/12) with his four-catch, 204-yard performance that included an 80-yard game-winning touchdown reception on the first play of overtime.
- Totaled eight receptions for 97 yards (12.1 avg.) with one touchdown in his NFL debut vs. Seattle (9/19/10) to mark the second-most catches by a Broncos rookie in his pro debut and become just the ninth player (since 1970) to record at least eight catches in their first NFL game.
- Finished his career at Georgia Tech ranked fourth in school history in receiving yards (2,339), fourth in touchdown catches (15) and seventh in receptions (120).
- Averaged nearly 20 yards per reception during his collegiate career, posting the fifth-best receiving average (19.5) for a career in Atlantic Coast Conference history.
- Selected by the Broncos in the first round (22nd overall) of the 2010 NFL Draft.

## 88's TROPHY CASE

Pro Bowls (3) ..... 2012-14  
All-Pro (2nd team) (2) ..... 2013-14

**CAREER TRANSACTIONS:** Signed by Denver as a draft choice 8/1/10.



**2016:** Thomas caught four passes for 48 yards (12.0 avg.) vs. Car. (9/8)... Led the team with five catches for 90 yards (18.0 avg.) and caught a two-point conversion vs. Ind. (9/18), moving past WR Ed McCaffrey into fourth place on the team's all-time receptions list (465)... Tallied his 33rd career 100-yard game (6-100-1 TD) at Cin. (9/25)... Posted six catches for 94 yards (15.7 avg.) with one touchdown, passing WR Lionel Taylor into third



place in the franchise's all-time receiving yardage list... Caught his 50th career touchdown and finished with five catches for 49 yards (9.8 avg.) vs. Atl. (10/9)... Caught five passes for 35 yards (7.0 avg.) at S.D. (10/13)... Caught six passes for 40 yards (6.7 avg.) with one touchdown vs. Hou. (10/24)... Hauled in five passes for 79 yards (15.8 avg.) vs. S.D. (10/30)... Reached 500 catches in his career in his 94th game at Oak. (11/6), becoming second fastest Bronco to reach that milestone (Lionel Taylor, 80 gms.)... Finished with five catches 56 yards (11.2 avg.) against the Raiders... Led the team with eight catches for 87 yards (10.9 avg.) with a 2-yard touchdown at N.O. (11/13)... Caught five passes for 60 yards (12.0 avg.) vs. K.C. (11/27)... Led all receivers with six catches for 51 yards (10.2 avg.) at Jac. (12/4)... Delivered his 34th career 100-yard game (10-126) at Ten. (12/11).

**2015:** Thomas surpassed 1,300 receiving yards (105-1,304, 6 TDs) in 2015 to join Marvin Harrison (5) and Jerry Rice (4) as the only players in NFL history with four consecutive seasons totaling at least 90 receptions and 1,300 receiving yards... Started all 16 games for the fourth consecutive season... Posted seven catches for 60 yards (8.6 avg.) in Denver's three postseason contents... Moved up to fourth place all-time in club history with 6,228 career receiving yards vs. N.E. (11/29)... Tied former WR Ed McCaffrey for third place in Broncos history with his 46th career touchdown reception at Pit. (12/20)... Passed Ring of Fame WR Rod Smith for the most 100-yard receiving games (32) in team history (regular season and postseason) vs. S.D. (1/3)... Set Denver's career postseason reception record (50) and finished with four catches for 40 yards (10.0 avg.) and a two-point conversion in the team's AFC Divisional Playoff Game vs. Pit. (1/17)... Caught one pass for eight yards and drew a third-down pass interference call in the end zone on the team's final drive in Denver's Super Bowl 50 victory vs. Car. (2/7).

**2014:** Thomas, who was voted a captain by his teammates, started all 16 regular-season games, earning his third straight Pro Bowl selection and second consecutive All-Pro second-team nod from the Associated Press after setting a Broncos single-season record with 1,619 yards on 111 receptions (14.6 avg.) with 11 touchdowns... Set a franchise single-season record for most games with 100-plus yards receiving (10) and became just the seventh player in pro football history with 10 such games in a single year... Recorded 100 receiving yards in Games 4-10 to tie for the second-longest streak in league history and set a club record... Joined Marvin Harrison and Jerry Rice as the only players in NFL history with three consecutive 1,400-yard, 10-touchdown seasons... Joined Broncos Ring of Famer Rod Smith (2000-01, '05) as the only receivers in franchise history to be named to at least three Pro Bowls... Teamed with Emmanuel Sanders to become only the second 100-catch duo in club history (Rod Smith/Ed McCaffrey, 2000)... Combined with Sanders to record the most receiving yards (3,023) and tie for the most receptions (212) by an offensive tandem in the NFL in 2014... Caught the game-tying two-point conversion pass from quarterback Peyton Manning to force overtime at Sea. (9/21)... Set a Broncos single-game receiving yardage record with his 226 yards vs. Ari. (10/5) and was named AFC Offensive Player of the Week for his performance... Caught 11 passes for 108 yards (9.8 avg.) at Oak. (11/9) to top 1,000 yards on the year and become just the fourth player in Broncos history with three consecutive 1,000-yard receiving seasons... Caught seven passes for 103 yards (14.7 avg.) at Stl. (11/19) to represent his seventh consecutive game with at least 100 yards receiving, marking the longest streak of its kind in team history and tying for the second-longest such streak in league history... Topped the 100-reception mark for the first time in his career with seven catches for 115 yards (16.4 avg.) at Cin. (12/22)... Caught five passes for 59 yards (11.8 avg.) with one touchdown in Denver's AFC Divisional Playoff Game vs. Ind. (1/11) to tie Rod Smith for the most postseason scoring receptions in franchise history.

**2013:** Thomas started all 16 regular-season games, earning his second consecutive Pro Bowl selection and Associated Press second-team All-Pro honors after posting 92 receptions for 1,430 yards (15.5 avg.) with 14 touchdowns... Ranked fourth in the NFL in receiving yards and second in receiving scores... Led all NFL players in receptions (28) and receiving yards (327) in the postseason in addition to collecting two touchdown catches in three playoff games... Posted his first career 10-catch game (10-94) vs. Oak. (9/23)... Recorded his first three-touchdown game at S.D. (11/10) to earn AFC Offensive Player of the Week honors... Surpassed the 1,000-yard mark for the second straight season after catching three passes for 106 yards (35.3 avg.), including a game-long 77-yard reception, at K.C. (12/1)... Hauled in a game-high eight passes (54 yds.) and opened the scoring with a 2-yard touchdown catch in the first quarter of Denver's AFC Divisional Playoff Game vs. S.D. (1/12)... Caught seven passes for a game-high 134 yards (19.1 avg.) with one touchdown in Denver's AFC Championship Game vs. N.E. (1/19)... Set a Super Bowl record with 13 receptions for 118 yards (9.1 avg.) with one touchdown in Super Bowl XLVIII vs. Sea. (2/2).

**2012:** Thomas started all 16 regular-season games for the first time in his career and earned his first Pro Bowl selection after finishing as the team's leading receiver with 94 catches for 1,434 yards (15.3 avg.) and 10 touchdowns... Ranked in the league's top 10 in receiving yards (4th), receptions (8th), receiving average (2nd), touchdowns (7th) and 25-yard catches (2nd)... Topped the 100-yard mark in seven games... Caught quarterback Peyton Manning's 400th career touchdown throw when he took a screen pass 71 yards to the end zone in the third quarter vs. Pit. (9/9)... Surpassed the 1,000-yard mark for the first time in his career, finishing with a game-high 82 receiving yards (4-82) with one touchdown at K.C. (11/25)... Registered his second career multiple-touchdown game with a pair of scoring catches vs. T.B. (12/2)... Topped the 100-yard mark for the sixth game of the season vs. Cle. (12/23)... Made a 17-yard touchdown catch in Denver's AFC Divisional Playoff Game vs. Bal. (1/12).

**2011:** Thomas played 11 regular-season games (5 starts) and ranked second on the team with 32 receptions for 551 yards (17.2 avg.) with four touchdowns... Inactive for the first five games of the year while recovering from an offseason Achilles injury and a broken thumb suffered in training camp... Started both postseason contests and totaled 10 catches for 297 yards (29.7 avg.) with one score... Set a franchise record by leading the Broncos in receiving in the season's final seven games... Posted 25 receptions for 448 yards (17.9 avg.)



**THOMAS OWNS BRONCOS SINGLE GAME RECEIVING MARKS**

**MOST RECEIVING YARDS, SINGLE GAME, BRONCOS REGULAR-SEASON HISTORY**

Player	Opponent	Rec.	Yds.	Avg.	TDs
1. Demaryius Thomas	vs. Ari. (10/5/14)	8	226	28.3	2
2. Shannon Sharpe	at K.C. (10/20/02)	12	214	17.8	2
3. Jabar Gaffney	vs. K.C. (1/3/10)	14	213	15.2	0
4. Rod Smith	vs. Atl. (10/31/04)	9	208	23.1	1
5. Brandon Marshall	at Ind. (12/13/09)	21	200	9.5	2

**MOST RECEIVING YARDS, SINGLE GAME, BRONCOS POSTSEASON HISTORY**

Player	Opponent	Rec.	Yds.	Avg.	TDs
1. Demaryius Thomas	vs. Pit. (1/8/12)	4	204	51.0	1
2. Steve Watson	vs. Pit. (12/30/84)	11	177	16.1	1
3. Haven Moses	vs. Oak. (1/1/78)	5	168	33.6	2
4. Shannon Sharpe	at LAA (1/9/94)	13	156	12.0	1
5. Rod Smith	vs. Atl. (1/31/99)	5	152	30.4	1

**THOMAS TAKING DOWN FRANCHISE RECEIVING RECORDS**

**MOST REC. YDS., SINGLE SEASON, BRONCOS HISTORY**

Player	Year	No.
1. Demaryius Thomas	2014	1,619
2. Rod Smith	2000	1,602
3. Brandon Lloyd	2010	1,448
4. Demaryius Thomas	2012	1,434
5. Demaryius Thomas	2013	1,430

**MOST RECEPTIONS, SINGLE SEASON, BRONCOS HISTORY**

Player	Year	No.
1. Rod Smith	2000	113
2. Demaryius Thomas	2014	111
3. Demaryius Thomas	2015	105
4. Brandon Marshall	2008	104
5. Brandon Marshall	2007	102

with three touchdowns in Denver's final five regular-season games... Fueled Denver's 29-23 win vs. Pit. (1/8) in the AFC Wild Card Game when he caught an 80-yard touchdown on the first play of overtime (longest overtime scoring play in NFL postseason history)... Totaled four receptions for 204 yards against the Steelers to mark the most receiving yards by a Bronco in playoff history and the second-highest receiving average (51.0) in a single game in NFL annals.

**2010:** Selected by Denver in the first round (22nd overall) of the 2010 NFL Draft, Thomas played 10 games (2 starts) and totaled 22 receptions for 283 yards (12.9 avg.) with two touchdowns to go along with 16 kick-off returns for 398 yards (24.9 avg.)... Missed Denver's season opener at Jac. (9/12) with a foot injury that sidelined him the entire preseason... Recorded eight receptions for 97 yards (12.1 avg.) with one touchdown vs. Sea. (9/19) in his NFL debut to mark the second-most catches by a Broncos rookie in his pro debut and become just the ninth player in league history (since 1970) to record at least eight catches in his first NFL game... Caught a 17-yard touchdown over All-Pro cornerback Darrelle Revis vs. NYJ (10/17)... Inactive in Games 11-15 due to an ankle injury.

**COLLEGE:** Thomas played 39 games (36 starts) at Georgia Tech, where finished his career ranked fourth in school history in receiving yards (2,339), fourth in touchdown catches (15) and seventh in receptions (120)... Averaged nearly 20 yards per reception during his career, posting the fifth-best receiving average (19.5) in Atlantic Coast Conference history... Earned third-team All-America honors from the Associated Press and first-team All-ACC accolades as a senior in 2009 after ranking second in the nation with a school-record 25.1-yard average on 46 catches for 1,154 yards, which ranked second all-time in Georgia Tech annals.

**PERSONAL:** Thomas attended West Laurens High School in Montrose, Ga., where he was a first-team Class AA all-state selection by the *Atlanta Journal Constitution* and a two-time all-region and All-Heart of Georgia choice... Caught 56 passes for 756 yards (13.5 avg.) with seven touchdowns as a senior... Played on the school's state championship basketball team... First name is pronounced duh-MARE-ee-us... Demaryius Thomas was born on Dec. 25, 1987, in Montrose, Ga.

**THOMAS' REGULAR SEASON RECORD**

Year	Club	RECEIVING						KICKOFF RETURNS				SCORING			
		G	S	No.	Yds.	Avg.	LG	TD	No.	Yds.	Avg.	LG	TD	TD	TDr
2010	Denver	10	2	22	283	12.9	31	2	16	398	24.9	65	0	2	0
2011	Denver	11	5	32	551	17.2	47	4	0	0	0.0	—	0	4	0
2012	Denver	16	16	94	1,434	15.3	71t	10	0	0	0.0	—	0	10	0
2013	Denver	16	16	92	1,430	15.5	78t	14	0	0	0.0	—	0	14	0
2014	Denver	16	16	111	1,619	14.6	86t	11	0	0	0.0	—	0	11	0
2015	Denver	16	16	105	1,304	12.4	48t	6	0	0	0.0	—	0	6	0
2016	Denver	13	13	76	925	12.2	55t	5	0	0	0.0	—	0	5	0
<b>CAREER TOTALS</b>		<b>98</b>	<b>84</b>	<b>532</b>	<b>7,546</b>	<b>14.2</b>	<b>86t</b>	<b>52</b>	<b>16</b>	<b>398</b>	<b>24.9</b>	<b>65</b>	<b>0</b>	<b>52</b>	<b>0</b>

**ADDITIONAL STATISTICS:** Rushing — 2010 (2-1, 0.5 avg., 1 LG), 2011 (1 for 5), TOTAL (3-6, 2.0 avg., 5 LG). Special-teams tackles — 2010 (3), TOTAL (3). Miscellaneous tackles — 2010 (2), 2013 (2), 2015 (2), TOTAL (6). Fumbles — 2010 (1 FR), TOTAL (1 FR).



## THOMAS' POSTSEASON RECORD

Year	Club	RECEIVING							KICKOFF RETURNS					SCORING					
		G	S	No.	Yds.	Avg.	LG	TD	No.	Yds.	Avg.	LG	TD	TD	TDr	TDp	TDtr	2pt	Pts.
2011	Denver	2	2	10	297	29.7	80t	1	0	0	0.0	—	0	1	0	1	0	0	6
2012	Denver	1	1	3	37	12.3	17t	1	0	0	0.0	—	0	1	0	1	0	0	6
2013	Denver	3	3	28	306	10.9	30	3	0	0	0.0	—	0	1	0	1	0	0	6
2014	Denver	1	1	5	59	11.8	24	1	0	0	0.0	—	0	1	0	1	0	0	6
2015	Denver	3	3	7	60	8.6	15	0	0	0	0.0	—	0	0	0	0	0	0	2
CAREER TOTALS		10	10	53	759	14.3	80t	6	0	0	0.0	—	0	3	0	3	0	1	26

## THOMAS' SINGLE GAME HIGHS

(Postseason in parentheses)

**Receptions** — 11 at Oakland, 11/9/14 (13\* vs. Seattle, 2/2/14). **Receiving yards** — 226<sup>^</sup> vs. Arizona, 10/5/14 (204<sup>^</sup> vs. Pittsburgh, 1/8/12). **Longest reception** — 86t vs. Arizona, 10/5/14 (80t vs. Pittsburgh, 1/8/12). **Receiving touchdowns** — 3<sup>^</sup>, twice, last vs. Miami, 11/23/14 (1, six times, last vs. Indianapolis, 1/11/15). **Consecutive games with 100 receiving yards** — 7<sup>^</sup>, Games 4-10, 2014 (2, 1/19/14-2/2/14). **Kick returns** — 5 at San Francisco (London), 10/31/10 (none). **Kick return yards** — 144 at Tennessee, 10/3/10 (none). **Longest kick return** — 65 at Tennessee, 10/3/10 (none).

\*Super Bowl Record; <sup>^</sup>Broncos Record

## THOMAS' 100-YARD RECEIVING GAMES (34, INCLUDES 3 POSTSEASON)

\*denotes win (Thomas' teams are 27-7, including postseason, when he records 100 or more yards receiving in a game.)

Date	Opponent	No.	Yds.	Avg.	LG	TD
12/4/11	at Minnesota*	4	144	36.0	42	2
12/18/11	vs. New England	7	116	16.6	39	0
1/8/12	vs. Pittsburgh* <sup>^</sup>	4	204	51.0	80t	1
9/9/12	vs. Pittsburgh*	5	110	22.0	71t	1
9/30/12	vs. Oakland*	5	103	20.6	40	0
10/7/12	at New England	9	180	20.0	38	0
10/28/12	vs. New Orleans*	7	137	19.6	41	1
11/11/12	at Carolina*	9	135	15.0	46	0
12/23/12	vs. Cleveland*	9	102	11.3	23	1
12/30/12	vs. Kansas City*	7	122	17.4	36	1
9/5/13	vs. Baltimore*	5	161	32.2	78t	2
11/10/13	at San Diego*	7	108	15.4	34t	3
11/17/13	vs. Kansas City*	5	121	24.2	70	0
12/1/13	at Kansas City*	3	106	35.3	77	0
12/22/13	at Houston*	8	123	15.4	36t	1
12/29/13	at Oakland*	6	113	18.8	63t	2
1/19/14	vs. New England* <sup>^</sup>	7	134	19.1	30	1
2/2/14	vs. Seattle <sup>^</sup>	13	118	9.1	23	1
10/5/14	vs. Arizona*	8	226	28.3	86t	2
10/12/14	at N.Y. Jets*	10	124	12.4	54	1
10/19/14	vs. San Francisco*	8	171	21.4	49	2
10/23/14	vs. San Diego*	8	105	13.1	23	0
11/2/14	at New England	7	127	18.1	41	0
11/9/14	at Oakland*	11	108	9.8	21	0
11/16/14	at St. Louis	7	103	14.7	23	0
12/14/14	at San Diego*	6	123	20.5	36	1
12/22/14	at Cincinnati	7	115	16.4	46	0
12/28/14	vs. Oakland*	8	115	14.4	27	0
9/17/15	at Kansas City*	8	116	14.5	22	0
10/18/15	at Cleveland*	10	111	11.1	20	0
11/1/15	vs. Green Bay*	8	164	21.0	47	0
1/3/16	vs. San Diego*	5	117	23.4	72t	1
9/25/16	at Cincinnati*	6	100	16.7	55t	1
12/11/16	at Tennessee	10	126	12.6	34	0

<sup>^</sup>Playoff Game



**DEMARIUS THOMAS' 2016 GAME-BY-GAME**

*(Victories asterisked)*

2016 DENVER (8-4)			RECEIVING						SCORING	
Date	Opponent	P/S	No.	Yds.	Avg.	LG	TD	2pt.	Pts.	
Sep 8	vs. Carolina*	S	4	48	12.0	23	0	0	0	
Sep 18	vs. Indianapolis*	S	5	90	18.0	44	0	1	2	
Sep 25	at Cincinnati*	S	6	100	16.7	55t	1	0	6	
Oct 2	at Tampa Bay*	S	6	94	15.7	31	1	0	6	
Oct 9	vs. Atlanta	S	5	49	9.8	14	1	0	6	
Oct 13	at San Diego	S	5	35	7.0	11	0	0	0	
Oct 24	vs. Houston*	S	6	40	6.7	11	1	0	6	
Oct 30	vs. San Diego*	S	5	79	15.8	40	0	0	0	
Nov 6	at Oakland	S	5	56	11.2	23	0	0	0	
Nov 13	at New Orleans*	S	8	87	10.9	18	1	0	6	
Nov 27	vs. Kansas City	S	5	60	12.0	24	0	0	0	
Dec 4	at Jacksonville*	S	6	61	10.2	18	0	0	0	
Dec 11	at Tennessee	S	10	126	12.6	34	0	0	0	
<b>Season Totals</b>		<b>13/13</b>	<b>76</b>	<b>925</b>	<b>12.2</b>	<b>55t</b>	<b>5</b>	<b>1</b>	<b>32</b>	





# JUWAN THOMPSON

40

## RUNNING BACK

5-11 • 225 • 3RD YR. • DUKE

BORN: May 13, 1992, in Atlanta

HIGH SCHOOL: Woodward Academy, Atlanta

ACQUIRED: College Free Agent, 2014

NFL YEAR: 3rd • YEAR WITH BRONCOS: 3rd

NFL GAMES PLAYED/STARTED: 35/1



### THOMPSON AT A GLANCE:

- A third-year running back who played 35 regular-season games (1 start) for Denver during his first three NFL seasons, rushing for 326 yards and four touchdowns on 73 carries (4.4 avg.).
- Became the first undrafted rookie since 2006 to record multiple rushing touchdowns in a game with his two-touchdown performance against San Diego on Oct. 23, 2014.
- Appeared in 49 career games (24 starts) for Duke University and totaled 274 rushes for 1,244 yards (4.5 avg.) with nine touchdowns.
- Played all 14 games (4 starts) as a senior for the Blue Devils in 2013 and recorded 355 rushing yards on 64 attempts (5.4 avg.) with one touchdown.
- Entered the NFL with Denver as a college free agent on May 12, 2014.

**CAREER TRANSACTIONS:** Signed by Denver as a college free agent 5/12/14; Waived by Denver 9/3/16; Signed by Denver (practice squad) 9/4/16; Signed by Denver 10/29/16.



**2016:** Thompson spent the first seven weeks of the season on the team's practice squad before being signed to the active roster on Oct. 29... Rushed for a 1-yard touchdown vs. S.D. (10/30)... Saw action on special teams at Oak. (11/6)... Was inactive at N.O. (11/13)... Played special teams vs. K.C. (11/27)... Carried two times for five yards at Jac. (12/4)... Made one special-teams tackle at Ten. (12/11).

**2015:** Thompson saw action in 15 regular-season games and carried 18 times for 48 yards (2.7 avg.) in addition to catching six passes for 51 yards (8.5 avg.)... Was inactive for all three of Denver's postseason contests... Carried three times for 11 yards (3.7 avg.) before leaving the game in the second quarter with a neck injury at Det. (9/27)... Rushed a season-high eight times for 27 yards (3.4 avg.) and caught one pass for 14 yards at S.D. (12/6).

**2014:** Thompson, who entered the NFL with Denver as a college free agent, played 15 regular-season games and totaled 272 yards on 54 carries (5.0 avg.) with three touchdowns... Recorded his first career rushing touchdown in the fourth quarter vs. Ari. (10/5)... Notched the first multiple-touchdown game of his career vs. S.D. (10/23) to become the NFL's first undrafted rookie to accomplish that feat since 2006... Posted a career-high 10 carries for 39 yards (3.9 avg.) at K.C. (11/30)... Led the team with a personal-best 63 yards on four carries (15.8 avg.) vs. Buf. (12/7)... Made his first career start at fullback vs. Cin. (12/28).

**COLLEGE:** Thompson appeared in 49 career games (24 starts) for Duke University and totaled 274 rushes for 1,244 yards (4.5 avg.) with nine touchdowns... Added 56 receptions for 397 yards (7.1 avg.) with three scores and 15 kickoff returns for 326 yards (21.7 avg.)... Totaled career highs in rushing attempts (110), rushing yards (457) and rushing touchdowns (7) during his sophomore campaign in 2011 and was named the recipient of the school's Bob Pascal Award as the Most Outstanding Offensive Back.

**PERSONAL:** Thompson attended Woodward Academy in Atlanta, where he rushed for 1,622 yards and 22 touchdowns as a senior to earn honorable mention all-state honors... Majored in sociology with a minor in education at Duke... Juwan Thompson was born on May 13, 1992, in Atlanta.

### THOMPSON'S REGULAR SEASON RECORD

Year	Club	RUSHING							RECEIVING				SCORING			
		G	S	No.	Yds.	Avg.	LG	TD	No.	Yds.	Avg.	LG	TD	TDp	TDt	2pt Pts.
2014	Denver	15	0	54	272	5.0	47	3	4	25	6.3	14	0	3	0	0 18
2015	Denver	15	1	18	48	2.7	12	0	6	51	8.5	16	0	0	0	0 0
2016	Denver	5	0	3	6	2.0	1	1	0	0	—	0	1	1	0	0 6
<b>CAREER TOTALS</b>		<b>35</b>	<b>1</b>	<b>75</b>	<b>326</b>	<b>4.3</b>	<b>47</b>	<b>4</b>	<b>10</b>	<b>76</b>	<b>7.6</b>	<b>16</b>	<b>0</b>	<b>4</b>	<b>0</b>	<b>0 24</b>

**ADDITIONAL STATISTICS:** Special teams tackles — 2015 (1), 2016 (1), TOTAL (2).



JUWAN THOMPSON'S 2016 GAME-BY-GAME

(Victories asterisked)

2016 DENVER (8-5)			RUSHING					RECEIVING				SCORING		
Date	Opponent	P/S	No.	Yds.	Avg.	LG	TD	No.	Yds.	Avg.	LG	TD	2pt.	Pts.
Oct 30	vs. San Diego*	P	1	1	1.0	1t	1	0	0	—	—	0	0	6
Nov 6	at Oakland	P	0	0	—	—	0	0	0	—	—	0	0	0
Nov 13	at New Orleans*													
Nov 27	vs. Kansas City	P	0	0	—	—	0	0	0	—	—	0	0	0
Dec 4	at Jacksonville*	P	2	5	2.5	3	0	0	0	—	—	0	0	0
Dec 11	at Tennessee	P	0	0	—	—	0	0	0	—	—	0	0	0
Season Totals		5/0	3	6	2.0	3	1	0	0	—	—	0	0	6



**BILLY TURNER****70****GUARD****6-5 • 310 • 3RD YR. • NORTH DAKOTA STATE****BORN:** Oct. 17, 1991, in Shoreview, Minn.**HIGH SCHOOL:** Mounds View High School, Arden Hills, Minn.**ACQUIRED:** Waivers (Bal.), 2016**NFL YEAR:** 3rd • **YEAR WITH BRONCOS:** 1st**NFL GAMES PLAYED/STARTED:** 20/14**TURNER AT A GLANCE:**

- A third-year offensive lineman who has appeared in 20 games (14 starts) with Miami (2014-16), Baltimore (2016) and Denver (2016).
- Was a member of three FCS national championship teams at North Dakota State University after opening 56-of-57 games played while earning FCS All-American honors as a junior and senior.
- Assigned to the Broncos via waivers from Baltimore on Oct. 17, 2016.
- Selected by the Dolphins in the third round (67th overall) of the 2016 NFL Draft.

**CAREER TRANSACTIONS:** Signed by Miami as a draft choice 7/23/14; Waived by Miami 10/11/16; Claimed off waivers by Baltimore 10/12/16; Waived by Baltimore 10/15/16; Claimed off waivers by Denver 10/17/16.



**2016:** Turner appeared in five games (1 start at LG; 1 start at LT) for Miami before being waived on Oct. 11... Was claimed off waivers by Baltimore before being waived prior to Week 6 on Oct. 15... Claimed off waivers by Denver on Oct. 17... Was inactive vs. Hou. (10/24), vs. S.D. (10/30), at Oak. (11/6), at N.O. (11/13), vs. K.C. (11/27), at Jac. (12/4) and at Ten. (12/11).

**2015:** Turner opened 12 consecutive games (Week 6-17) at right guard for Miami... Made his first NFL start at Ten. (10/18)... Was a gameday inactive from Weeks 2-5.

**2014:** Selected by the Dolphins in the third round (67th overall) of the 2014 NFL Draft, Turner appeared in the final two games of his rookie season... Made his NFL debut vs. Min. (12/21)... Was a gameday inactive for the first 14 games of the season.

**COLLEGE:** Turner started 56-of-57 games played at North Dakota State University... Was a member of three FCS national championship teams and was named an FCS All-American and to the All-Missouri Valley Conference first team as a junior and senior... Opened 44 consecutive games at left tackle after starting his first 12 collegiate games at right tackle.

**PERSONAL:** Turner attended Mounds View High School in Arden Hills, Minn., where he was an all-state lineman... Helped his high school to a 26-8 record and three state playoff appearances... Landed honors on the St. Paul Pioneer Press' all-state, Minneapolis Star Tribune all-metro, metro all-star and all-conference first teams... Father, Maurice Turner, played four seasons with Minnesota (1984-85), Green Bay (1985) and the New York Jets (1987)... Brother, Bryan Kehl Line, played six seasons with New York Giants (2008-10), St. Louis (2010-11), Kansas City (2012) and Washington (2012-13)... Turner was born on Oct. 17, 1991, in Shoreview, Minn.

**TURNER'S REGULAR SEASON RECORD**

Year	Club	G	S
2014	Miami	2	0
2015	Miami	13	12
2016	Mia./Bal./Den.	5	2
<b>CAREER TOTALS</b>		<b>20</b>	<b>14</b>





## T.J. WARD

43

### SAFETY



5-11 • 200 • 7TH YR. • OREGON

**BORN:** Dec. 12, 1986, in San Francisco

**HIGH SCHOOL:** De La Salle High School, Concord, Calif.

**ACQUIRED:** Unrestricted Free Agent (Cleveland), 2014

**NFL YEAR:** 7th • **YEAR WITH BRONCOS:** 2nd

**NFL GAMES PLAYED/STARTED:** 94/94 • **POSTSEASON GP/GS:** 4/4

### WARD AT A GLANCE:

- A seventh-year safety and two-time Pro Bowl selection who started all 94 career regular-season games and four postseason contests played for Cleveland (2010-13) and Denver (2014-16) during his first six NFL seasons.
- Totaled 556 tackles (429 solo), eight interceptions (211 yds.), 8.5 sacks (78 yds.), 46 passes defended, 10 forced fumbles and three fumble recoveries in his career.
- Accumulated the fourth most tackles for a loss (20) by a defensive back in the NFL from 2013-16, while earning consecutive Pro Bowl nods in 2013 and '14.
- Started all 12 regular-season games played for Denver in 2015, finishing with 61 tackles (50 solo), two sacks (18 yds.), two forced fumbles and six passes defended.
- Voted to his second consecutive Pro Bowl after finishing with 74 tackles (60 solo), two sacks (23 yds.), two interceptions (55 yds.) and six passes defended in his first year with Denver in 2014.
- Earned second-team All-Pro recognition by the Associated Press in 2013 and was selected to his first Pro Bowl after recording a career-high 129 tackles (96 solo) for the Browns.
- Voted by his teammates as Cleveland's recipient of the 2013 Ed Block Courage Award after overcoming a knee injury in 2012 to start all 16 games the following year.
- Led all NFL rookies with 105 tackles in 2010 and became the first Browns rookie in 18 years to start all 16 games for the club.
- Appeared in 37 career games at the University of Oregon and totaled 190 tackles and three interceptions after entering the program as a walk-on.
- Joined the Broncos as an unrestricted free agent (Cleveland) on March 12, 2014.
- Selected by Cleveland in the second round (38th overall) of the 2010 NFL Draft.

**CAREER TRANSACTIONS:** Signed by Cleveland as a draft choice 7/26/10; Signed by Denver as an unrestricted free agent 3/12/14.



**2016:** Ward notched five solo tackles and one pass defended vs. Car. (9/8)... Led the team with eight solo tackles and had one pass defended vs. Ind. (9/18)... Registered two solo stops and one pass defended at Cin. (9/25)... Recorded four tackles (3 solo), one forced fumble and one pass defended at T.B. (10/2)... Led the team with eight tackles (6 solo), one forced fumble and one fumble recovery vs. Atl. (10/9)... Paced the team with seven solo tackles at S.D. (10/13)... Led the team with eight tackles (4 solo) and added two passes defended and one forced fumble vs. Hou. (10/24)... Notched a game-high 10 tackles (7 solo) and added one sack (8 yds.), one interception (23 yds.) and one pass defended vs. S.D. (10/30)... Tallied eight solo tackles at Oak. (11/6)... Posted six tackles (3 solo) and recovered a fourth-quarter fumble at N.O. (11/13)... Registered three solo tackles vs. K.C. (11/27)... Tied for the team lead with six solo tackles at Jac. (12/4)... Recorded six tackles (4 solo) and one pass defended at Ten. (12/11).

**2015:** Ward started all 12 regular-season games played, totaling 61 tackles (50 solo), two sacks (18 yds.), two

### WARD A FORCE IN THE BACKFIELD

#### MOST TACKLES FOR LOSS BY A DEFENSIVE BACK, NFL, 2013-16

Player	Sk.	Stuff	TFL
1. Tyrann Mathieu, Ari.	3.0	11	22.0
2. T.J. McDonald, L.A.	5.0	14	21.0
Reshad Jones, Mia.	5.0	14	21.0
4. <b>T.J. Ward, Cle./Den.</b>	<b>6.5</b>	<b>14.5</b>	<b>20.0</b>
Tony Jefferson, Ari.	5.0	15.5	20.0

### 43's TROPHY CASE

Pro Bowls (2)	2013-14
All-Pro (Second Team) (1)	2013



forced fumbles and six passes defended... Totaled 17 tackles, one interception (-3 yds.), one pass defended and one fumble recovery in Denver's three postseason contests... Posted nine tackles (4 solo) and one pass defended at Det. (9/27)... Sacked Vikings QB Teddy Bridgewater twice for 18 yards, including a strip-sack of the Vikings quarterback with 0:35 remaining to seal the Broncos' victory vs. Min. (10/4)... Was inactive for Games 12-14 with an ankle injury... Tallied four solo tackles in Denver's AFC Divisional Playoff Game vs. Pit. (1/17)... Totaled six tackles (1 solo) in Denver's AFC Championship Game vs. N.E. (1/24)... Posted seven tackles (4 solo), one interception (-3 yds.) and one fumble recovery in Denver's Super Bowl 50 victory vs. Car. (2/7).

**2014:** Ward started 15 regular-season games and earned his second consecutive Pro Bowl selection after totaling 74 tackles (60 solo), two sacks (23 yds.), two interceptions (55 yds.) and six passes defended... Participated in the second-most defensive snaps (1,002) for the Broncos... Sacked quarterback Russell Wilson for a loss of 10 yards and tackled running back Marshawn Lynch in the end zone for a safety at Sea. (9/21)... Recorded a team-high eight solo tackles at N.E. (11/2)... Made his first interception as a Bronco at Oak. (11/9) ... Picked off quarterback Ryan Tannehill with 3:45 remaining in the fourth quarter vs. Mia. (11/23) and returned it 37 yards to the Miami 8-yard line to set up Denver's game-winning touchdown... Registered his second sack of the year in the first quarter at K.C. (11/30) to become the first Broncos safety since Brian Dawkins in 2011 to post multiple sacks in a season... Surpassed 400 career defensive stops with his six-tackle performance at S.D. (12/14)... Led the Broncos with a season-high nine tackles (5 solo) at Cin. (12/22) before leaving the game with a neck injury that held him out of the regular-season finale vs. Oak. (12/28)... Made his first career postseason appearance in Denver's AFC Divisional Playoff Game vs. Ind. (1/11) and totaled two solo tackles and two passes defended.

**2013:** Ward was named to his first Pro Bowl and received second-team All-Pro honors from the Associated Press after starting all 16 games for the Browns and totaling a career-high 129 tackles (96 solo), two interceptions (57 yds.), two sacks (12 yds.), nine passes defended and one fumble recovery... Led all NFL defensive backs with 10 tackles for a loss, according to press box totals... Scored two defensive touchdowns—on a 44-yard interception return vs. Buf. (10/3) and a 51-yard fumble return vs. Chi. (12/15)... Recorded double-digit tackle totals on five occasions, including a personal-best 13 defensive stops (10 solo) at G.B. (10/20)... Voted by his teammates as the recipient of the Ed Block Courage Award for recovering from a knee injury sustained in 2012.

**2012:** Ward started all 14 games played for Cleveland and registered 68 tackles (50 solo), one interception (37 yds.), one sack (10 yds.), four passes defended and a career-best three forced fumbles... Forced two fumbles in the Browns' 20-14 win vs. Pit. (11/25)... Missed the Browns' final two games after being placed on injured reserve (knee) on Dec. 18.

**2011:** Ward opened the Browns' first eight games and totaled 38 tackles (27 solo), one sack (7 yds.), three passes defended and one forced fumble... Inactive for six games before being placed on injured reserve (foot) on Dec. 22.

**2010:** Selected by Cleveland in the second round (38th overall) of the 2010 NFL Draft, Ward opened all 16 games for the club and led all league rookies with a team-best 105 tackles (80 solo) to go along with two interceptions (39 yds.), 10 passes defended and one forced fumble... Added a team-high 18 special-team stops... Became the first Browns rookie defensive back to start all 16 games since Antonio Langham in 1994.

**COLLEGE:** Ward began his collegiate career at the University of Oregon as a walk-on before earning a scholarship and going on to play in 37 career games for the Ducks... Totaled 190 tackles, three interceptions and one sack during his four seasons in Eugene... Led Oregon with 101 tackles as a junior in 2008 to earn honorable mention All-Pacific-10 Conference recognition.

**PERSONAL:** Ward attended De La Salle High School in Concord, Calif., where he contributed as a reserve defensive back on three consecutive national championship squads (2001-03) before injuring his knee during the preseason in 2004 and missing his entire senior campaign... Was a prep teammate of Broncos Offensive Assistant/Quarterbacks Brian Callahan... His father, Terrell, played defensive back at San Diego State and was drafted by Philadelphia in the seventh round (188th overall) in 1980... His younger brother, Terron, played running back at Oregon State University from 2011-14... Established the T.J. Ward Foundation, which focuses on education, family values and community service... Participated in the annual Drive for Life, the largest single community blood drive in Colorado... Terrell Ray Williams Ward Jr. was born on Dec. 12, 1986, in San Francisco.

### WARD'S REGULAR SEASON RECORD

Year	Club	G	S	UT	A	TT	S-Yds.	I-Yds.	PD	FF	FR	TD-Int.	TD-FR	S	Pts.
2010	Cleveland	16	16	80	25	105	0-0	2-39	10	1	0	0	0	0	0
2011	Cleveland	8	8	27	11	38	1-7	0-0	3	1	0	0	0	0	0
2012	Cleveland	14	14	50	18	68	1-10	1-37	4	3	0	0	0	0	0
2013	Cleveland	16	16	96	33	129	1.5-12	2-57	9	0	1	1	1	0	12
2014	Denver	15	15	60	14	74	2-23	2-55	6	0	0	0	0	0	0
2015	Denver	12	12	50	11	61	2-18	0-0	6	2	0	0	0	0	0
2016	Denver	13	13	66	15	81	1-8	1-23	8	3	2	0	0	0	0
<b>CAREER TOTALS</b>		<b>94</b>	<b>94</b>	<b>431</b>	<b>127</b>	<b>556</b>	<b>8.5-78</b>	<b>8-211</b>	<b>46</b>	<b>10</b>	<b>3</b>	<b>1</b>	<b>1</b>	<b>0</b>	<b>12</b>
<b>BRONCOS TOTALS</b>		<b>40</b>	<b>40</b>	<b>174</b>	<b>40</b>	<b>216</b>	<b>5-49</b>	<b>3-78</b>	<b>19</b>	<b>5</b>	<b>2</b>	<b>0</b>	<b>0</b>	<b>0</b>	<b>0</b>

**ADDITIONAL STATISTICS:** Special-teams tackles — 2010 (18), 2011 (1), TOTAL (19). Returned a fumble 51 yards for a TD vs. Chicago, 12/15/13. Blocked a field goal vs. Atlanta, 10/10/10.



## WARD'S POSTSEASON RECORD

Year	Club	G	S	UT	A	TT	S-Yds.	I-Yds.	PD	FF	FR	TD-Int.	TD-FR	S	Pts.
2014	Denver	1	1	2	0	2	0-0	0-0	2	0	0	0	0	0	0
2015	Denver	3	3	9	8	17	0-0	1--3	1	0	1	0	0	0	0
<b>CAREER TOTALS</b>		<b>4</b>	<b>4</b>	<b>11</b>	<b>8</b>	<b>19</b>	<b>0-0</b>	<b>1--3</b>	<b>3</b>	<b>0</b>	<b>1</b>	<b>0</b>	<b>0</b>	<b>0</b>	<b>0</b>

## WARD'S SINGLE-GAME HIGHS

(Postseason in parentheses)

**Tackles** — 13 at Green Bay, 10/20/13 (6 vs. New England, 1/24/16). **Interceptions** — 2 at Jacksonville, 11/21/10 (1 vs. Carolina, 2/7/16). **Interception return yards** — 44 vs. Buffalo, 10/3/13 (-3 vs. Carolina, 2/7/16). **Passes Defensed** — 2, eight times, last vs. Houston, 10/24/16 (2 vs. Indianapolis, 1/11/15). **Sacks** — 2 vs. Minnesota, 10/4/15 (none).

## T.J. WARD'S 2016 GAME-BY-GAME

(Victories asterisked)

2016 DENVER (8-5)		TACKLES													
Date	Opponent	P/S	UT	A	TT	S-Yds.	I-Yds.	PD	FF	FR					
Sep 8	vs. Carolina*	S	5	0	5	0-0	0-0	1	0	0					
Sep 18	vs. Indianapolis*	S	8	0	8	0-0	0-0	1	0	0					
Sep 25	at Cincinnati	S	2	0	2	0-0	0-0	1	0	0					
Oct 2	at Tampa Bay*	S	3	1	4	0-0	0-0	1	1	0					
Oct 9	vs. Atlanta	S	6	2	8	0-0	0-0	0	1	1					
Oct 13	at San Diego	S	7	0	7	0-0	0-0	0	0	0					
Oct 24	vs. Houston*	S	4	4	8	0-0	0-0	2	1	0					
Oct 30	vs. San Diego*	S	7	3	10	1-8	1-23	1	0	0					
Nov 6	at Oakland	S	8	0	8	0-0	0-0	0	0	0					
Nov 13	at New Orleans*	S	3	3	6	0-0	0-0	0	0	1					
Nov 27	vs. Kansas City	S	3	0	3	0-0	0-0	0	0	0					
Dec 4	at Jacksonville*	S	6	0	6	0-0	0-0	0	0	0					
Dec 18	vs. New England	S	4	2	6	0-0	0-0	1	0	0					
<b>Preseason Totals</b>			<b>13/13</b>	<b>66</b>	<b>15</b>	<b>81</b>	<b>1-8</b>	<b>1-23</b>	<b>7</b>	<b>3</b>	<b>2</b>				





# DEMARCUS WARE

94

## OUTSIDE LINEBACKER

6-4 • 258 • 12TH YR. • TROY

BORN: July 31, 1982, in Auburn, Ala.

HIGH SCHOOL: Auburn (Ala.) High School

ACQUIRED: Free Agent, 2014

NFL YEAR: 12th • YEAR WITH BRONCOS: 3rd

NFL GAMES PLAYED/STARTED: 176/171 • POSTSEASON GP/GS: 8/8



### WARE AT A GLANCE:

- A 12th-year outside linebacker and member of the 2000s NFL All-Decade Team who ranks second among active players and 8th all-time with 138.5 career sacks.
- Earned his eighth and ninth Pro Bowl nods in his first two seasons with the Broncos (2014-15) to give him the most selections by an active NFL defensive player.
- Registered double-digit sack totals in eight of his 11 seasons, including league-leading marks in 2008 (20.0) and 2010 (15.5)—one of five players in NFL history (since 1982) to lead the league in sacks on multiple occasions.
- Ranks second in NFL history with a sack rate of 0.81/game during his career, trailing only Pro Football Hall of Fame defensive end Reggie White (0.85/game) among players appearing in at least 100 games.
- Owns 33 career multi-sack games, including eight contests with three sacks and one game with a career-best four sacks (at Philadelphia, 10/30/11).
- Forced 35 fumbles, including 29 strip-sacks, during his career to rank tied for third in the NFL since he entered the league in 2005.
- Spent his first nine NFL seasons (2005-13) in Dallas and was selected to start in seven Pro Bowls as a Cowboy in addition to being named first-or second-team All-Pro by the Associated Press on seven occasions.
- Recorded a career-best 20 quarterback takedowns in 2008 (seventh most for a single season at that time) to earn NFC Defensive Player of the Year honors from the KC Committee of 101 as well as NFL Alumni Pass Rusher of the Year recognition.
- Posted a sack in 10 consecutive games (2007-08) to tie Broncos Ring of Famer Simon Fletcher for the longest sack streak in league history since the statistic became official in 1982.
- Played outside linebacker in the Cowboys' 3-4 base defense during his first eight seasons and was chosen as the only two-time winner of the Dick Butkus Award (2008, '11), given to the top linebacker at the high school, collegiate and professional levels of football.
- Named NFC Defensive Player of the Week on four occasions: (Week 16 - 2005; Week 15 - 2008; Week 15 - 2009; Week 3 - 2010).
- Named AFC Defensive Player of the Month on one occasion: (September, 2015)
- Totaled 201 tackles, 27.5 sacks, 58 tackles for a loss and nine forced fumbles during his collegiate career at Troy University, earning Sun Belt Conference Defensive Player of the Year honors as a senior in 2007 after leading the Trojans to their first-ever bowl appearance.
- Joined the Broncos as a free agent on March 12, 2014.
- Selected by Dallas in the first round (11th overall) of the 2005 NFL Draft.

**CAREER TRANSACTIONS:** Signed by Dallas as a draft choice 7/30/05; Released by Dallas 3/11/14; Signed by Denver 3/12/14.



### 94's TROPHY CASE

NFL All-Decade Team..... 2000s  
Pro Bowls (9) ..... 2006-12, 14-15  
All-Pro (First Team) (4) .. 2007-09, '11  
All-Pro (Second Team) (3) .. 2006, '10, '12

**2016:** Ware posted three tackles (2 solo) and 1.5 sacks (9.5 yds.) vs. Car. (9/8)... Tallied 0.5 sack (3.5 yds.) before leaving with a forearm injury vs. Ind. (9/18)... Was inactive at Cin. (9/25), at T.B. (10/2), vs. Atl. (10/9), at S.D. (10/13) and vs. Hou. (10/24)... Had one pass defended vs. S.D. (10/30)... Notched one solo tackle at Oak. (11/6)... Hit quarterback Drew Brees at N.O. (11/13)... Recorded three tackles (2 solo) and one sack (4 yds.) vs. K.C. (11/27)... Posted three tackles (2 solo) at Jac. (12/4)... Sacked Marcus Mariota for 5 yds. at Ten. (12/11).

**2015:** Ware, who was named a team captain prior to the season by his Broncos teammates, was selected to



## WARE AMONG NFL'S ALL-TIME SACK LEADERS

### MOST SACKS IN NFL HISTORY (SINCE 1982)

Player	No.	Player	No.
1. Bruce Smith	200.0	11. Jared Allen	136.0
2. Reggie White	198.0	12. John Abraham	133.5
3. Kevin Greene	160.0	13. Leslie O'Neal	132.5
4. Chris Doleman	150.5	Lawrence Taylor	132.5
5. Michael Strahan	141.5	15. Rickey Jackson	128.0
6. Julius Peppers*	140.5	16. Derrick Thomas	126.5
7. Jason Taylor	139.5	17. Dwight Freeney*	122.5
8. <b>DeMarcus Ware*</b>	<b>138.5</b>	18. Simeon Rice	122.0
9. John Randle	137.5	19. Clyde Simmons	121.5
Richard Dent	137.5	20. Robert Mathis*	121.0

\*active player

his ninth career Pro Bowl... Finished the season with 25 tackles (18 solo), 7.5 sacks (57.5 yds.), one forced fumble and one fumble recovery in 11 regular-season games (10 starts)... Posted 10 tackles (5 solo), 3.5 sacks (40 yds.), one fumble recovery and 12 quarterback hits in three postseason contests en route to his first career Super Bowl victory... Notched his 32nd career multi-sack game with 1.5 quarterback takedowns (9.5 yds.) at Det. (9/27)... Named AFC Defensive Player of the Month for September—the first conference player of the month award in his career—after leading the league's top-ranked defense by posting 10 tackles (8 solo) and 3.5 sacks (22.5 yds.)... Notched one sack (13 yds.) for the fourth consecutive game vs. Min. (10/4)... Strip-sacked Packers QB Aaron Rodgers (10 yds.), which resulted in a safety vs. G.B. (11/2)—his NFL record 33rd appearance on *Sunday Night Football*... Was inactive for five games with a back injury... Recovered the game-winning fumble in overtime vs. Cin. (12/28)... Recovered a fourth-quarter fumble that led to Denver's game-winning drive and sacked Steelers QB Ben Roethlisberger (13 yds.) on fourth down in the fourth quarter in Denver's AFC Divisional Playoff Game vs. Pit. (1/17)... Punched a ticket to his first career Super Bowl after posting two tackles, 0.5 sacks (3 yds.) and seven quarterback hits in Denver's AFC Championship Game vs. N.E. (1/24)... Tallied five tackles (3 solo), two sacks (24 yds.) and four quarterback hits in Denver's Super Bowl 50 victory vs. Car. (2/7).

**2014:** Ware, who was named a team captain prior to the season by his Broncos teammates, played all 16 games (15 starts) for the ninth time in his career and earned his eighth Pro Bowl selection after totaling 41 tackles (34 solo), 10 sacks (56.5 yds.), one interception (3 yds.), one pass defended and two forced fumbles... Tied for the most Pro Bowl selections (8) among active NFL defensive players... Posted his eighth career season with 10 or more sacks... Recorded 1.5 sacks (4.5 yds.) in his Broncos debut vs. Ind. (9/7)... Totaled three sacks (26 yds.) vs. S.F. (10/19) to pass Simeon Rice into 15th place on the NFL's all-time list with 123 career quarterback take-downs... Notched his eighth sack of the season at N.E. (11/2), joining LB Von Miller to represent just the eighth pair of teammates since 1982 to post at least eight sacks apiece through a season's first eight games... Posted his 127th career sack at K.C. (11/30) to pass Chiefs great Derrick Thomas for the 14th-most sacks in NFL history.

**2013:** Ware started all 13 games played for the Cowboys and totaled 36 tackles (24 solo), six sacks (40 yds.), one interception, two passes defended and one fumble recovery after making the switch from outside linebacker to defensive end... Missed Games 7-9 with a quad injury, snapping his streak of 134 consecutive regular-season games played to begin his career.

**2012:** Ware opened all 16 games and recorded 72 tackles (48 solo), 11.5 sacks (64 yds.) and five forced fumbles... Earned his seventh straight Pro Bowl selection... Posted two sacks at N.Y. Giants (9/5) in his 113th game to give him 101.5 for his career, making him the second-fastest player (Reggie White, 96 games) to reach 100 sacks... Set a career high with 13 tackles (8 solo) at Sea. (9/16) and matched that total four games later at Car. (10/21)... Registered his 107th career sack vs. NYG (10/28) to become Dallas' all-time sack leader.

**2011:** Ware earned his sixth consecutive Pro Bowl selection and fourth career first-team All-Pro recognition from the Associated Press after opening all 16 games and tallying 67 tackles (51 solo), 19.5 sacks (125 yds.), three passes defended and two forced fumbles... Contributed a career-best four sacks (23 yds.) and a forced fumble at Phi. (10/30).

**2010:** Ware was named to his fifth career Pro Bowl after starting all 16 games for the Cowboys and leading the NFL with 15.5 sacks (105 yds.) to go along with 108 tackles (64 solo), one pass defended, two forced fumbles and two fumble recoveries... Posted three sacks at Hou. (9/26) to earn his fourth career NFC Defensive Player of the Week honor... Registered his second three-sack performance of the season at Phi. (1/2) and added a 17-yard fumble return for a touchdown.

**2009:** Ware opened 15-of-16 games played as a Pro Bowl starter and first-team Associated Press All-Pro selection, recording 92 tackles (50 solo), 11 sacks (51 yds.), two passes defended and five forced fumbles... Opened both of Dallas' postseason games and contributed 13 tackles (6 solo), three sacks (18 yds.) and

### WARE'S FURIOUS SACK PACE

#### FEWEST GAMES TO REACH 100 CAREER SACKS

Player	No.
1. Reggie White, Phi./G.B.	96
2. <b>DeMarcus Ware, Dal./Den.</b>	<b>113</b>
3. Bruce Smith, Buf.	115
4. Jared Allen, K.C./Min.	122
Lawrence Taylor, NYG	122

#### MOST SACKS PER GAME (SINCE 1982 / MIN. 50 GP)

Player	GP	Sk	Sk/G
1. J.J. Watt, Hou.	83	76.0	0.92
2. Von Miller, Den.	85	73.5	0.86
3. Reggie White, Phi./G.B./Car.	232	198.0	0.85
4. Aldon Smith, S.F./Oak.	59	47.5	0.81
5. <b>DeMarcus Ware, Dal./Den.</b>	<b>176</b>	<b>138.5</b>	<b>0.80</b>



## WARE'S RECORD-TYING SACK STREAK

### MOST CONSECUTIVE GAMES WITH A FULL SACK (SINCE 1982)

Player	No.	Dates
1. DeMarcus Ware, Dal.	10	Dec. 16, 2007 - Oct. 19, 2008
Simon Fletcher, Den.	10	Nov. 15, 1992 - Sept. 20, 1993
3. Kevin Greene, S.F./Car.	9	Dec. 7, 1997 - Oct. 18, 1998
Bruce Smith, Buf.	9	Nov. 16, 1986 - Oct. 25, 1987

one forced fumble... Named NFC Defensive Player of the Week after notching a pair of sacks and two forced fumbles at N.O. (12/19)... Logged two sacks in Dallas' NFC Wild Card Playoff Game vs. Phi. (1/9).

**2008:** Ware set a Cowboys record with an NFL-best 20 sacks (115 yds.) in 16 starts while also posting career highs in tackles (110) and forced fumbles (6)... Added three passes defended and one fumble recovery... Earned his third career Pro Bowl selection along with first-team All-Pro honors from the Associated Press... Recorded three sacks at Stl. (10/19) to tie the NFL record for consecutive games (10) with a quarterback takedown... Tallied his third three-sack game of the season and eclipsed 50 career sacks vs. NYG (12/14) to take home NFC Defensive Player of the Week honors.

**2007:** Ware was named a Pro Bowl starter for the second consecutive season and a first-team All-Pro designee for the first time in his career after recording 80 tackles (50 solo), 14 sacks (109 yds.), four passes defended and four forced fumbles for the Cowboys... Registered four solo tackles and a sack in Dallas' NFC Divisional Playoff Game vs. NYG (1/13).

**2006:** Ware made his first career Pro Bowl and was a second-team All-Pro selection by the Associated Press after starting all 16 games and totaling 82 tackles (62 solo), 11.5 sacks (89 yds.), one interception (41 yds.), three passes defended, five forced fumbles and one fumble recovery... Scored two defensive touchdowns—a 69-yard fumble return for a score at Phi. (10/8) and a 41-yard interception for a touchdown at Atl. (12/16)... Posted the first three-sack performance of his career at Car. (10/29) and equaled that effort in Dallas' regular-season finale vs. Det. (12/31).

**2005:** Selected by Dallas in the first round (11th overall) of the 2005 NFL Draft, Ware opened all 16 games for the Cowboys as a rookie and racked up 66 tackles (44 solo), eight sacks (47 yds.) and three forced fumbles... Recorded his first career sack by taking down 49ers quarterback Tim Rattay at S.F. (9/25)... Earned NFL Defensive Rookie of the Month honors in October after totaling 16 tackles and three sacks in five games... Posted three sacks (all of which forced fumbles) at Car. (12/24) to earn NFC Defensive Player of the Week and Diet Pepsi Rookie of the Week recognition.

**COLLEGE:** Ware started for three seasons at Troy University and finished his collegiate career with 201 tackles, 27.5 sacks, 58 tackles for a loss and nine forced fumbles... Led the Trojans to their first-ever Bowl appearance as a senior in 2004 and was named Sun Belt Conference Defensive Player of the Year after totaling 53 tackles, 19 tackles for a loss, 10.5 sacks and four forced fumbles.

**PERSONAL:** Ware played two seasons of prep football at Auburn (Ala.) High School, where he earned all-area honors as a senior linebacker and wide receiver... Earned a degree in business information systems from Troy, becoming the first member of his family to graduate from college... Named a 2014 Denver Broncos Community Champion Award winner for his contributions off the field... Volunteered his time for numerous community initiatives in and around the Dallas area, including the Boys & Girls Club of Arlington and Make-a-Wish Foundation of North Texas... Served as an NFL Play 60 Spokesperson, which included a public service announcement at the White House with President Obama... DeMarcus Ware was born on July 31, 1982, in Auburn, Ala.

### WARE'S REGULAR SEASON RECORD

Year	Club	G	S	UT	A	TT	S-Yds.	I-Yds.	PD	FF	FR	TD-Int.	TD-FR	S	Pts.
2005	Dallas	16	16	44	22	66	8-47	0-0	0	3	0	0	0	0	0
2006	Dallas	16	16	62	21	82	11.5-89	1-41	3	5	1	1	1	0	12
2007	Dallas	16	16	50	30	80	14-109	0-0	4	4	0	0	0	0	0
2008	Dallas	16	16	56	54	110	20-115	0-0	3	6	1	0	0	0	0
2009	Dallas	16	15	50	42	92	11-51	0-0	2	5	0	0	0	0	0
2010	Dallas	16	16	64	44	108	15.5-105	0-0	1	2	2	0	1	0	6
2011	Dallas	16	16	51	16	67	19.5-125	0-0	3	2	0	0	0	0	0
2012	Dallas	16	16	48	24	72	11.5-64	0-0	0	5	0	0	0	0	0
2013	Dallas	13	13	24	12	36	6-40	1-0	2	0	1	0	0	0	0
2014	Denver	16	15	34	7	41	10-56.5	1-3	1	2	0	0	0	0	0
2015	Denver	11	10	18	7	25	7.5-57.5	0-0	0	1	1	0	0	0	0
2016	Denver	8	6	9	4	13	4-22	0-0	1	0	0	0	0	0	0
<b>CAREER TOTALS</b>		<b>176</b>	<b>171</b>	<b>510</b>	<b>283</b>	<b>793</b>	<b>138.5-883</b>	<b>3-44</b>	<b>20</b>	<b>35</b>	<b>6</b>	<b>1</b>	<b>2</b>	<b>0</b>	<b>18</b>
<b>BRONCOS TOTALS</b>		<b>34</b>	<b>31</b>	<b>61</b>	<b>19</b>	<b>79</b>	<b>21.5-136</b>	<b>1-3</b>	<b>2</b>	<b>3</b>	<b>1</b>	<b>0</b>	<b>0</b>	<b>0</b>	<b>0</b>

**ADDITIONAL STATISTICS:** Returned an interception 41 yards for a score at Atlanta, 12/16/06. Returned a fumble 69 yards for a score at Philadelphia, 10/8/06. Returned a fumble 17 yards for a touchdown at Philadelphia, 1/2/11.



## WARE A NINE-TIME PRO BOWLER

### MOST PRO BOWL SELECTIONS AMONG ACTIVE NFL DEFENSIVE PLAYERS

Player	Pos.	No.
1. DeMarcus Ware, Dal./Den.	OLB/DE	9
3. Julius Peppers, Car./Chi./G.B.	OLB/DE	8
4. Darrelle Revis, N.E./T.B./NYJ	CB	7
Dwight Freeney, Ind./S.D./Ari.	OLB/DE	7

### WARE'S POSTSEASON RECORD

Year	Club	G	S	UT	A	TT	S-Yds.	I-Yds.	PD	FF	FR	TD-Int.	TD-FR	S	Pts.
2006	Dallas	1	1	1	0	1	0-0	0-0	0	0	0	0	0	0	0
2007	Dallas	1	1	3	1	4	1-9	0-0	0	0	0	0	0	0	0
2009	Dallas	2	2	6	7	13	3-17	0-0	0	1	0	0	0	0	0
2014	Denver	1	1	3	1	4	0-0	0-0	0	0	0	0	0	0	0
2015	Denver	3	3	5	5	10	3.5-40	0-0	0	0	1	0	0	0	0
<b>CAREER TOTALS</b>		<b>8</b>	<b>8</b>	<b>18</b>	<b>14</b>	<b>32</b>	<b>7.5-66</b>	<b>0-0</b>	<b>0</b>	<b>1</b>	<b>1</b>	<b>0</b>	<b>0</b>	<b>0</b>	<b>0</b>
<b>BRONCOS TOTALS</b>		<b>4</b>	<b>4</b>	<b>8</b>	<b>6</b>	<b>14</b>	<b>3.5-40</b>	<b>0-0</b>	<b>0</b>	<b>0</b>	<b>1</b>	<b>0</b>	<b>0</b>	<b>0</b>	<b>0</b>

### WARE'S SINGLE GAME HIGHS

*(Postseason in parentheses)*

**Tackles** — 13, twice, last at Carolina, 10/21/12 (8 at Minnesota, 1/17/10). **Sacks** — 4 at Philadelphia, 10/30/11 (2, twice, last vs. Carolina, 2/7/16). **Sack Yards** — 27 at Philadelphia, 1/2/11 (24 vs. Carolina, 2/7/16). **Interceptions** — 1, three times, last at Kansas City, 11/30/14 (none). **Interception return yards** — 41 at Atlanta, 12/16/06 (none). **Passes Defended** — 2, twice, last vs. St. Louis, 10/23/11 (none). **Forced fumbles** — 3 at Carolina, 12/24/05 (1 vs. Philadelphia, 1/9/10). **Fumble recoveries** — 1, eight times, last vs. Cincinnati, 12/28/15 (none).

### WARE'S SACKS BY QUARTERBACK

*Figures in italics include postseason totals*

Quarterback	Sacks	Quarterback	Sacks	Quarterback	Sacks
Eli Manning	14.5	Joe Flacco	3.0	Ryan Fitzpatrick	1.0
Donovan McNabb	8.5	Matt Schaub	3.0	Jeff Garcia	1.0
Alex Smith	7.0	Andrew Luck	3.0	Bruce Gradkowski	1.0
Michael Vick	6.5	Ben Roethlisberger	2.5	Kurt Warner	1.0
Rex Grossman	6.0	Shaun Hill	2.5	Matt Leinart	1.0
Drew Brees	5.0	Matt Moore	2.0	Peyton Manning	1.0
Tom Brady	4.5	Mark Sanchez	2.0	Jamie Martin	1.0
Marc Bulger	4.0	Vince Young	2.0	Josh McCown	1.0
Matt Hasselbeck	4.0	Mark Brunell	2.0	Carson Palmer	1.0
Kevin Kolb	4.0	Matt Cassel	2.0	Tim Rattay	1.0
Aaron Rodgers	4.0	Sam Bradford	2.0	John Skelton	1.0
Cam Newton	4.0	Matthew Stafford	1.5	Geno Smith	1.0
Matt Ryan	3.5	Trent Edwards	1.5	Russell Wilson	1.0
Brett Favre	3.0	Kerry Collins	1.0	Derek Anderson	1.0
Josh Freeman	3.0	Todd Collins	1.0	Teddy Bridgewater	1.0
Colin Kaepernick	3.0	Jay Cutler	1.0	Marcus Mariota	1.0
Jon Kitna	3.0	Andy Dalton	1.0	Brandon Weeden	0.5
Jason Campbell	3.0	Jay Feeley	1.0	Nick Foles	0.5
Jake Delhomme	3.0	Philip Rivers	1.0	Logan Thomas	0.5

### WARE'S MULTIPLE-SACK GAMES (34)

*\*denotes win (Ware's teams are 22-11, including the postseason, when he records multiple sacks in a game.)*

Date	Opponent	S-Yds.	Date	Opponent	S-Yds.
12/24/05	at Carolina*	3-13	1/2/11	at Philadelphia*	3-27
12/31/06	vs. Detroit	3-11	9/11/11	at N.Y. Jets	2-11
9/23/07	at Chicago*	2-21	9/18/11	at San Francisco*	2-15
10/8/07	at Buffalo*	1.5-13.5	10/16/11	at New England	2-11
11/4/07	at Philadelphia*	1.5-7.5	10/30/11	at Philadelphia	4-23
12/22/07	at Carolina*	2-11.5	12/24/11	vs. Philadelphia	2-12
10/19/08	at St. Louis	3-15	1/1/12	at N.Y. Giants	1.5-12.5
11/27/08	vs. Seattle*	3-21	9/5/12	at N.Y. Giants*	2-21
12/14/08	vs. N.Y. Giants*	3-18	9/23/12	vs. Tampa Bay*	2-19
10/11/09	at Kansas City*	2-14	11/4/12	at Atlanta	1.5-1.5
10/25/09	vs. Atlanta*	2-10	9/15/13	at Kansas City	2-12
11/15/09	at Green Bay	2-7	9/22/13	vs. St. Louis*	2-12
12/19/09	at New Orleans*	2-9	9/7/14	vs. Indianapolis*	1.5-4.5
1/9/10	vs. Philadelphia*^	2-8	10/19/14	vs. San Francisco*	3-26
9/26/10	at Houston*	3-16	9/27/15	at Detroit*	1.5-9.5
10/10/10	vs. Tennessee	2-3	2/7/16	vs. Carolina*^	2-24
12/19/10	vs. Washington*	2-11	9/8/16	vs. Carolina	1.5-9.5

^Playoff Game



**DEMARCUS WARE'S 2016 GAME-BY-GAME**

*(Victories asterisked)*

2016 DENVER (8-5)		TACKLES								
Date	Opponent	P/S	UT	A	TT	S-Yds.	I-Yds.	PD	FF	FR
Sep 8	vs. Carolina*	S	2	1	3	1.5-9.5	0-0	0	0	0
Sep 18	vs. Indianapolis*	S	0	1	1	0.5-3.5	0-0	0	0	0
GAMES 3-7										
INACTIVE										
Oct 30	vs. San Diego*	P	0	0	0	0-0	0-0	1	0	0
Nov 6	at Oakland	P	1	0	1	0-0	0-0	0	0	0
Nov 13	at New Orleans*	S	0	0	0	0-0	0-0	0	0	0
Nov 27	vs. Kansas City	S	2	1	3	1-4	0-0	0	0	0
Dec 4	at Jacksonville*	S	2	1	3	0-0	0-0	0	0	0
Dec 11	at Tennessee	S	2	0	2	1-5	0-0	0	0	0
<b>Season Totals</b>			<b>8/6</b>	<b>9</b>	<b>4</b>	<b>13</b>	<b>4-22</b>	<b>0-0</b>	<b>1</b>	<b>0</b>



**DEKODA WATSON****57****LINEBACKER****6-2 • 245 • 7TH YR. • FLORIDA STATE****BORN:** March 3, 1988, in Aiken, S.C.**HIGH SCHOOL:** South Aiken (S.C.) High School**ACQUIRED:** Unrestricted Free Agent, 2016**NFL YEAR:** 7th • **YEAR WITH BRONCOS:** 1st**NFL GAMES PLAYED/STARTED:** 86/7 • **POSTSEASON GP/GS:** 4/0**WATSON AT A GLANCE:**

- A seventh-year linebacker who played 86 regular-season games (7 starts) and four postseason contests with Tampa Bay (2010-13), Jacksonville (2014), Dallas (2014), New England (2015) and Denver (2016).
- Totaled 85 tackles (67 solo), three sacks (19 yds.), one interception, four passes defended, two forced fumbles and four fumble recoveries in addition to 48 special-teams stops in his first seven NFL seasons.
- Saw action in three regular-season games and two postseason contests for New England in 2015, contributing three special-teams tackles.
- Tallied eight tackles (3 solo) and six special-teams stops with Jacksonville (9 gms.) and Dallas (1 gm.) in 2014 in addition to appearing in two postseason contests with the Cowboys.
- Named NFC Special Teams Player of the Month (November, 2012) after totaling one blocked punt that led to a touchdown, one special-teams fumble recovery and two special-teams tackles.
- Opened 32-of-47 games at Florida State University, recording 184 tackles, 11.5 sacks, two interceptions, 10 passes defended, three fumble recoveries and one safety in addition to blocking three kicks.
- Joined the Broncos as an unrestricted free agent on May 16, 2016.
- Selected by the Buccaneers in the seventh round (217th overall) of the 2010 NFL Draft.

**CAREER TRANSACTIONS:** Signed by Tampa Bay as a draft choice 6/18/10; Signed by Jacksonville as an unrestricted free agent 3/12/14; Released by Jacksonville 11/11/14; Signed by Dallas 11/14/14; Released by Dallas 5/8/15; Signed by New England 5/12/15; Released by New England 8/31/15; Signed by New England 9/16/15; Released by New England 9/30/15; Signed by New England 12/29/15; Signed by Denver as an unrestricted free agent 5/16/16.



**2016:** Watson made his Broncos debut vs. Car. (9/8)... Saw action vs. Ind. (9/18)... Notched one solo tackle and one special-teams stop at Cin. (9/25)... Led the team with two special-team stops and added one tackle at T.B. (10/2)... Played on defense and special teams vs. Atl. (10/9) and at S.D. (10/13)... Tallied one solo tackle and one special-teams stop vs. Hou. (10/24)... Recored a game-high three special-teams stops... Notched one special-teams stop at Oak. (11/6)... Played at N.O. (11/13) and vs. K.C. (11/27)... Posted one special-teams stop at Jac. (12/4)... Appeared on special teams at Ten. (12/11).

**2015:** Watson appeared in three regular-season games and two postseason contests with New England... Signed by New England prior to Week 2 after competing wit the Patriots in training camp... Saw action in two games in Weeks 2-3 before rejoining the club for Week 17 at Mia. (1/3)... Contributed two special-teams tackles in three regular-season games... Tallied one tackle and one special-teams stop in New England's AFC Divisional Playoff Game vs. K.C. (1/16).

**2014:** Watson played 10 regular season games with Jacksonville (9) and Dallas (1) and two postseason games for the Cowboys... Appeared in the Jaguars' first nine games, totaling eight tackles (3 solo) and six special-teams stops... Notched a career-best three special-teams tackles vs. Dal. (11/9)... Played one game with Dallas and was inactive for the rest of the regular season... Notched one special-teams tackle in two postseason contests with the Cowboys.

**2013:** Watson saw action in 15 regular-season games (3 starts) for Tampa Bay, setting career highs in tackles (37), solo stops (29) and sacks (2)... Added one interception, one forced fumble, one fumble recovery and five special-teams stops... Opened the last three games of his season, racking up 17 tackles (15 solo), one forced fumble and one special-teams stop... Posted a career-best 11 tackles (9 solo) vs. S.F. (12/15).

**2012:** Watson appeared in all 16 regular-season games for Tampa Bay and made two solo defensive tackles in addition to seven special-teams stops... Blocked a pair of punts and recovered two fumbles on special teams... Named Special Teams Player of the Month for November after contributing one blocked punt that led to a touchdown, one special-teams fumble recovery and two special-teams tackles in Tampa Bay victories... Blocked a punt that was returned for a touchdown vs. S.D. (11/11)... Recovered a special-teams fumble at



Car. (11/18) and vs. Phi. (12/9).

**2011:** Watson played 14 regular-season games (2 starts) for Tampa Bay, tallying 17 tackles (15 solo), one sack (7 yds.), two passes defended, one forced fumble, one fumble recovery and six special-teams stops... Returned a fumble seven yards for a touchdown vs. Dal. (12/17).

**2010:** Selected by Tampa Bay in the seventh round (217th overall) of the 2010 NFL Draft, Watson appeared in 15 games (1 start) as a rookie... Posted 18 tackles (16 solo) and one pass defended in addition to 13 special-teams stops... Tallied multiple special-teams tackle in four games... Made his NFL debut vs. Cle. (9/12)... Started his first career game vs. Car. (11/14) and made three solo tackles.

**COLLEGE:** Watson started 32-of-47 games at Florida State University, recording 184 tackles, 11.5 sacks, two interceptions, 10 passes defended, three fumble recoveries and one safety in addition to blocking three kicks... Named a team captain and second-team All-Atlantic Coast Conference selection as a senior after registering 65 tackles, 6.5 sacks, one pass defended and one fumble recovery.

**PERSONAL:** Watson attended South Aiken (S.C.) High School, where he played defensive end... Registered 225 tackles, 61.0 tackles for loss and 29.0 sacks over his junior and senior seasons, earning Prep Star All-Region honors and was named to the *Orlando Sentinel* All-Southern Team... Competed in track and field as a sprinter... Traveled to Costa Rica on a mission trip in March 2012 to promote the game of football and lend support to underprivileged communities... Graduated from Florida State with a degree in social science... Dekoda Watson was born on March 3, 1988, in Aiken, S.C.

### WATSON'S REGULAR SEASON RECORD

Year	Club	G	S	UT	A	TT	S-Yds.	I-Yds.	PD	FF	FR	TD-Int.	TD-FR	S	Pts.
2010	Tampa Bay	15	1	16	2	18	0-0	0-0	1	0	0	0	0	0	0
2011	Tampa Bay	14	2	15	2	17	1-7	0-0	2	1	1	0	1	0	6
2012	Tampa Bay	16	0	2	0	2	0-0	0-0	0	0	2	0	0	0	0
2013	Tampa Bay	15	3	29	8	37	2-12	1-0	1	1	1	0	0	0	0
2014	Jac./Dal.	10	1	3	5	8	0-0	0-0	0	0	0	0	0	0	0
2015	New England	3	0	0	0	0	0-0	0-0	0	0	0	0	0	0	0
2016	Denver	13	0	2	1	3	0-0	0-0	0	0	0	0	0	0	0
<b>CAREER TOTALS</b>		<b>85</b>	<b>7</b>	<b>67</b>	<b>18</b>	<b>85</b>	<b>3-19</b>	<b>1-0</b>	<b>4</b>	<b>2</b>	<b>4</b>	<b>0</b>	<b>1</b>	<b>0</b>	<b>6</b>

**ADDITIONAL STATISTICS:** Special-teams tackles — 2010 (13), 2011 (6), 2012 (7), 2013 (5), 2014 (4), 2015 (2), 2016 (10), TOTAL (47).

### WATSON'S POSTSEASON RECORD

Year	Club	G	S	UT	A	TT	S-Yds.	I-Yds.	PD	FF	FR	TD-Int.	TD-FR	S	Pts.
2014	Dallas	2	0	0	0	0	0-0	0-0	0	0	0	0	0	0	0
2015	New England	2	0	0	0	0	0-0	0-0	0	0	0	0	0	0	0
<b>CAREER TOTALS</b>		<b>4</b>	<b>0</b>	<b>0</b>	<b>1</b>	<b>1</b>	<b>0-0</b>	<b>0-0</b>	<b>0</b>	<b>0</b>	<b>0</b>	<b>0</b>	<b>0</b>	<b>0</b>	<b>0</b>

**ADDITIONAL STATISTICS:** Special-teams tackles — 2014 (1), 2015 (1), TOTAL (2).

### WATSON'S SINGLE GAME HIGHS

(Postseason in parentheses)

**Tackles** — 11 vs. San Francisco, 12/15/13 (1 vs. Kansas City, 1/16/16). **Sacks** — 1, three times, last at Detroit, 11/24/13 (none). **Sack yards** — 11 at New York Jets, 9/8/13 (none). **Special Teams Tackles** — 3, twice, last vs. San Diego, 10/30/16 (1, twice, last vs. Kansas City, 1/24/16).

### DEKODA WATSON'S 2016 GAME-BY-GAME

(Victories asterisked)

2016 DENVER (8-5)		TACKLES													
Date	Opponent	P/S	UT	A	TT	S-Yds.	I-Yds.	PD	FF	FR					
Sep 8	vs. Carolina*	P	0	0	0	0-0	0-0	0	0	0					
Sep 18	vs. Indianapolis*	P	0	0	0	0-0	0-0	0	0	0					
Sep 25	at Cincinnati*	P	1	0	1	0-0	0-0	0	0	0					
Oct 2	at Tampa Bay*	P	0	1	0	0-0	0-0	0	0	0					
Oct 9	vs. Atlanta	P	0	0	0	0-0	0-0	0	0	0					
Oct 13	at San Diego	P	0	0	0	0-0	0-0	0	0	0					
Oct 24	vs. Houston*	P	1	0	1	0-0	0-0	0	0	0					
Oct 30	vs. San Diego*	P	0	0	0	0-0	0-0	0	0	0					
Nov 6	at Oakland	P	0	0	0	0-0	0-0	0	0	0					
Nov 13	at New Orleans*	P	0	0	0	0-0	0-0	0	0	0					
Nov 27	vs. Kansas City	P	0	0	0	0-0	0-0	0	0	0					
Dec 4	at Jacksonville*	P	0	0	0	0-0	0-0	0	0	0					
Dec 11	at Tennessee	P	0	0	0	0-0	0-0	0	0	0					
<b>Season Totals</b>			<b>13/0</b>	<b>2</b>	<b>1</b>	<b>3</b>	<b>0-0</b>	<b>0-0</b>	<b>0</b>	<b>0</b>					



**KAYVON WEBSTER****36****CORNERBACK****5-11 • 198 • 4TH YR. • SOUTH FLORIDA****BORN:** Feb. 1, 1991, in Opa-Locka, Fla.**HIGH SCHOOL:** Monsignor Pace High School, Opa-Locka, Fla.**ACQUIRED:** Draft #3 (90th overall), 2013**NFL YEAR:** 4th • **YEAR WITH BRONCOS:** 4th**NFL GAMES PLAYED/STARTED:** 52/2 • **POSTSEASON GP/GS:** 7/0**WEBSTER AT A GLANCE:**

- A fourth-year cornerback who played 62 games (2 starts) and seven postseason contests during his first four NFL seasons with the Broncos, tallying 63 tackles (57 solo), one interception (10 yds.), 14 passes defended and one forced fumble.
- Tied for the team-lead with nine special teams tackles for Denver in 2015.
- Recorded 19 tackles (18 solo) and two passes defense in 12 games for the Broncos in 2014.
- Appeared in 14 regular-season games (2 starts) as a rookie in 2013, totaling 38 tackles (34 solo), one interception (10 yds.), nine passes defended and one forced fumble.
- Saw action in 49-of-50 possible games (32 starts) during his career at the University of South Florida and totaled 190 tackles (136 solo), two sacks (39 yds.), three interceptions (34 yds.), 18 passes defended, four forced fumbles and two fumble recoveries.
- Earned first-team All-Big East Conference recognition following his senior season in which he led the Bulls with a career-high 82 tackles (61 solo) and added forced three fumbles.
- Clocked at 4.34 seconds in the 40-yard dash as one of the most physically gifted players in the 2013 draft class.
- Selected by the Broncos in the third round (90th overall) of the 2013 NFL Draft.

**CAREER TRANSACTIONS:** Signed by Denver as a draft choice 6/13/13.

**2016:** Webster was named special-teams captain by his teammates... Posted one solo tackle and one special-teams stop vs. Car. (9/8)... Notched one tackle vs. Ind. (9/18)... Played at Cin. (9/25) and at T.B. (10/2)... Was inactive vs. Atl. (10/9)... Tallied one pass defended and one special-teams tackle at S.D. (10/13)... Notched one special-teams tackle vs. Hou. (10/24)... Made one solo tackle before leaving the game with an injury vs. S.D. (10/30)... Was inactive vs. Oak. (11/6)... Posted one solo tackle at N.O. (11/13)... Played vs. K.C. (11/27)... Downed a pair of punts inside the 10-yard line at Jac. (12/4)... Tallied one special-teams stop at Ten. (12/11).

**2015:** Webster tied for the team-lead with nine special teams tackles and added two passes defended while playing 15 games in the regular season... Contributed on defense and special teams in Denver's three postseason contests, downing two punts inside the 5-yard line, forcing one muffed punt and adding two special-teams stops... Posted one solo tackle and one pass defended vs. S.D. (1/3)... Recorded one special-teams stop and downed a punt inside the 5-yard line in Denver's AFC Divisional Playoff Game vs. Pit. (1/17)... Notched two tackles and one pass defended in Denver's AFC Championship Game vs. N.E. (1/24)... Posted one special-teams tackle in Denver's Super Bowl 50 victory vs. Car. (2/7).

**2014:** Webster played 12 regular-season games, totaling 19 tackles (18 solo), two passes defended and four special-teams stops... Recorded a season-high four solo tackles at NYJ (10/12) and matched that total six weeks later vs. Mia. (11/23)... Missed Games 12-14 with a shoulder injury sustained against the Dolphins... Recorded a career-high two passes defended vs. Oak. (12/28).

**2013:** Selected by the Broncos in the third round (90th overall) of the 2013 NFL Draft, Webster played 14 games (2 starts) as a rookie, finishing with 38 tackles to go along with one interception (10 yds.), nine passes defended, one forced fumble and two special-teams stops... Appeared in all three postseason contests for Denver... Made a pair of special-teams stops in Denver's Week 2 win at NYG (9/15)... Made his first NFL start at Dal. (10/6) and forced a fumble... Intercepted his first career pass vs. Jac. (10/13).

**COLLEGE:** Webster played 49-of-50 possible games (32 starts) at the University of South Florida, totaling 190 career tackles (136 solo), two sacks (39 yds.), three interceptions (34 yds.), 18 passes defended, four forced fumbles and two fumble recoveries... Opened 11-of-12 games as a senior and was named a first-team All-Big East Conference selection after becoming the league's only cornerback to lead his team in tackles (82)... Started all 11 games played for the Bulls as a junior and was a second-team all-conference pick after tallying 49 tackles (36 solo), two interceptions, nine passes defended, one forced fumble and one fumble recovery.

**PERSONAL:** Webster was a two-time All-Dade County selection in football as a two-way player for Monsignor Pace High School in Opa-Locka, Fla.... Caught 30 passes for 500 yards (16.7 avg.) and eight



touchdowns on offense in addition to posting 65 tackles, four sacks, seven forced fumbles and 10 fumble recoveries on defense as a senior... Graduated from South Florida with a degree in health science... Kayvon Webster was born on Feb. 1, 1991, in Opa-Locka, Fla.

### WEBSTER'S REGULAR SEASON RECORD

Year	Club	G	S	UT	A	TT	S-Yds.	I-Yds.	PD	FF	FR	TD-Int.	TD-FR	S	Pts.
2013	Denver	14	2	34	4	38	0-0	1-10	9	1	0	0	0	0	0
2014	Denver	12	0	18	1	19	0-0	0-0	2	0	0	0	0	0	0
2015	Denver	15	0	2	0	2	0-0	0-0	2	0	0	0	0	0	0
2016	Denver	11	0	4	1	5	0-0	0-0	1	0	0	0	0	0	0
<b>CAREER TOTALS</b>		<b>52</b>	<b>2</b>	<b>58</b>	<b>6</b>	<b>64</b>	<b>0-0</b>	<b>1-10</b>	<b>14</b>	<b>1</b>	<b>0</b>	<b>0</b>	<b>0</b>	<b>0</b>	<b>0</b>

**ADDITIONAL STATISTICS:** Special-teams tackles — 2013 (2), 2014 (4), 2015 (9), 2016 (4), TOTAL (19).

### WEBSTER'S POSTSEASON RECORD

Year	Club	G	S	UT	A	TT	S-Yds.	I-Yds.	PD	FF	FR	TD-Int.	TD-FR	S	Pts.
2013	Denver	3	0	0	0	0	0-0	0-0	0	0	0	0	0	0	0
2014	Denver	1	0	0	0	0	0-0	0-0	0	0	0	0	0	0	0
2015	Denver	3	0	2	0	2	0-0	0-0	1	0	0	0	0	0	0
<b>CAREER TOTALS</b>		<b>7</b>	<b>0</b>	<b>2</b>	<b>0</b>	<b>2</b>	<b>0-0</b>	<b>0-0</b>	<b>1</b>	<b>0</b>	<b>0</b>	<b>0</b>	<b>0</b>	<b>0</b>	<b>0</b>

**ADDITIONAL STATISTICS:** Special-teams tackles — 2015 (1), TOTAL (1).

### WEBSTER'S SINGLE GAME HIGHS

(Postseason in parentheses)

**Tackles** — 5, three times, last vs. San Diego, 12/12/13 (2 vs. New England, 1/24/16). **Interceptions** — 1 vs. Jacksonville, 10/13/13 (none). **Interception return yards** — 10 vs. Jacksonville, 10/13/13 (none). **Passes Defensed** — 2 vs. Oakland, 12/28/14 (1 vs. New England, 1/24/16).

### KAYVON WEBSTER'S 2016 GAME-BY-GAME

(Victories asterisked)

2016 DENVER (8-5)		TACKLES													
Date	Opponent	P/S	UT	A	TT	S-Yds.	I-Yds.	PD	FF	FR					
Sep 8	vs. Carolina*	P	1	0	1	0-0	0-0	0	0	0					
Sep 18	vs. Indianapolis*	P	0	1	1	0-0	0-0	0	0	0					
Sep 25	at Cincinnati*	P	0	0	0	0-0	0-0	0	0	0					
Oct 2	at Tampa Bay*	P	0	0	0	0-0	0-0	0	0	0					
Oct 9	vs. Atlanta				INACTIVE										
Oct 13	at San Diego	P	0	0	0	0-0	0-0	1	0	0					
Oct 24	vs. Houston*	P	1	0	1	0-0	0-0	0	0	0					
Oct 30	vs. San Diego*	P	1	0	1	0-0	0-0	0	0	0					
Nov 6	at Oakland				INACTIVE										
Nov 13	at New Orleans*	P	1	0	1	0-0	0-0	0	0	0					
Nov 27	vs. Kansas City	P	0	0	0	0-0	0-0	0	0	0					
Dec 4	at Jacksonville*	P	0	0	0	0-0	0-0	0	0	0					
Dec 11	at Tennessee	P	0	0	0	0-0	0-0	0	0	0					
<b>Preseason Totals</b>			<b>11/0</b>	<b>4</b>	<b>1</b>	<b>5</b>	<b>0-0</b>	<b>0-0</b>	<b>1</b>	<b>0</b>	<b>0</b>				



**SYLVESTER WILLIAMS****92****NOSE TACKLE****6-2 • 313 • 4TH YR. • NORTH CAROLINA****BORN:** Nov. 21, 1988, in Jefferson City, Mo.**HIGH SCHOOL:** Jefferson City (Mo.) High School**ACQUIRED:** Draft #1 (28th overall), 2013**NFL YEAR:** 4th • **YEAR WITH BRONCOS:** 4th**NFL GAMES PLAYED/STARTED:** 57/45 • **POSTSEASON GP/GS:** 7/6**WILLIAMS AT A GLANCE:**

- A fourth-year nose tackle who appeared in 57 regular-season games (45 starts) and seven postseason contests (6 starts) for the Broncos during his first four NFL seasons.
- Opened all 15 games played in 2015, finishing with a career-best 25 tackles (18 solo) and 2.5 sacks (6 yds.) for the league's top-ranked defense (283.1 ypg).
- Started 13-of-16 games for Denver in 2014 and totaled 21 tackles (17 solo) for the league's second-ranked run defense that yielded the fewest rushing yards per game (79.8) in team history.
- Played 13 regular-season games (4 starts) and started all three postseason contests during his rookie campaign in 2013, totaling 19 tackles (12 solo), two sacks (8 yds.) and one fumble recovery.
- Opened all 45 games played during his collegiate career at the University of North Carolina (2011-12) and Coffeyville Community College (2009-10).
- Recognized as a first-team All-America and All-Atlantic Coast Conference selection following his senior campaign for the Tar Heels in which his six sacks tied for the league lead among defensive tackles.
- Started all 20 contests at Coffeyville C.C., working his way up from a walk-on in 2009 to a first-team All-Kansas Jayhawk Community College Conference pick in 2010.
- Selected by the Broncos in the first round (28th overall) of the 2013 NFL Draft.

**CAREER TRANSACTIONS:** Signed by Denver as a draft choice 7/25/13.

**2016:** Williams made one solo tackle vs. Car. (9/8)... Started at nose tackle vs. Ind. (9/18) and at Cin. (9/25)... Notched two solo tackles and one sack (7 yds.) at T.B. (10/2)... Logged two quarterback hits vs. Atl. (10/9)... Posted three tackles (1 solo) at S.D. (10/13)... Notched three tackles (1 solo) vs. Hou. (10/24)... Registered two tackles (1 solo) vs. S.D. (10/30)... Matched his career-high with five tackles (4 solo) at Oak. (11/6)... Tallied three solo tackles at N.O. (11/13)... Recorded one solo tackle and one pass defended vs. K.C. (11/27)... Posted two solo tackles at Jac. (12/4)... Notched two solo stop at Ten. (12/11).

**2015:** Williams opened all 15 regular-season games played in 2015, finishing with a career-best 25 tackles (18 solo) and 2.5 sacks (6 yds.)... Tallied a pair of tackles and one pass defended in Denver's three postseason contests... Posted three tackles (2 solo) and one sack (2 yds.) at Det. (9/27)... Notched 0.5 sacks (4 yds.) and four tackles (3 solo) vs. Min. (10/4)... Blocked a 38-yard field goal and made one tackle at Oak. (10/11)... Posted two tackles (1 solo) and one pass defended in Denver's Super Bowl 50 victory vs. Car. (2/7).

**2014:** Williams played all 16 regular-season games (13 starts), totaling 21 tackles (17 solo) and one pass defended... Contributed to a defensive line that allowed just 79.8 rushing yards per game in 2014—the lowest single-season figure in team history and second-best mark in the NFL in 2014.

**2013:** Selected by the Broncos in the first round (28th overall) of the 2013 NFL Draft, Williams played 13 games (4 starts) as a rookie, totaling 19 tackles (12 solo), two sacks (8 yds.), five tackles for a loss and one fumble recovery... Contributed two special-teams tackles during the regular season... Started all three playoff games for Denver and recorded three tackles (2 solo)... Posted one solo tackle for a loss in his NFL debut vs. Bal. (9/5)... Made his first NFL start vs. Ten. (12/8)... Registered his first career sack and tallied a career-best five tackles vs. S.D. (12/12)... Led the Broncos with three tackles for a loss at Hou. (12/22)... Recovered his first career fumble at Oak. (12/29).

**COLLEGE:** Williams started all 45 games played during his collegiate career at the University of North Carolina (2011-12) and Coffeyville Community College (2009-10), totaling 184 tackles (84 solo), 15.5 sacks (89 yds.), one interception, five passes defended, two forced fumbles and four blocked kicks... Named a first-team All-America and All-Atlantic Coast Conference selection following his senior campaign for the Tar Heels in which his six sacks tied for the league lead among defensive tackles... Started all 13 games in his first season at North Carolina in 2011 and was the recipient of the team's Jeffrey Cowell Memorial Award given to the outstanding first-year player for the defense... Opened all 20 contests at Coffeyville C.C., working his way up from a walk-on in 2009 to a first-team All-Kansas Jayhawk Community College Conference pick in 2010.

**PERSONAL:** Williams played just one season of prep football at Jefferson City (Mo.) High School, making the



team as a 310-pound senior and helping the school achieve a final ranking of No. 12 in the state and win the Freelance Football League title... Graduated from North Carolina with a degree in communications... Worked the night shift at Modine Manufacturing Company making radiator parts for large trucks before enrolling in college and pursuing a career in football... Sylvester Williams was born on Nov. 21, 1988, in Jefferson City, Mo.

### WILLIAMS' REGULAR SEASON RECORD

Year	Club	G	S	UT	A	TT	S-Yds.	I-Yds.	PD	FF	FR	TD-Int.	TD-FR	S	Pts.
2013	Denver	13	4	12	7	19	2-8	0-0	0	0	1	0	0	0	0
2014	Denver	16	13	17	4	21	0-0	0-0	1	0	0	0	0	0	0
2015	Denver	15	15	18	7	25	2.5-6	0-0	0	0	0	0	0	0	0
2016	Denver	13	13	18	7	25	1-7	0-0	1	0	0	0	0	0	0
<b>CAREER TOTALS</b>		<b>57</b>	<b>45</b>	<b>64</b>	<b>25</b>	<b>89</b>	<b>5.5-23</b>	<b>0-0</b>	<b>2</b>	<b>0</b>	<b>1</b>	<b>0</b>	<b>0</b>	<b>0</b>	<b>0</b>

**ADDITIONAL STATISTICS:** *Special-teams tackles — 2013 (2), TOTAL (2). Blocked FG— 2015 (1), TOTAL (1).*

### WILLIAMS' POSTSEASON RECORD

Year	Club	G	S	UT	A	TT	S-Yds.	I-Yds.	PD	FF	FR	TD-Int.	TD-FR	S	Pts.
2013	Denver	3	3	2	1	3	0-0	0-0	0	0	0	0	0	0	0
2014	Denver	1	0	1	0	1	0-0	0-0	0	0	0	0	0	0	0
2015	Denver	3	3	1	1	2	0-0	0-0	1	0	0	0	0	0	0
<b>CAREER TOTALS</b>		<b>7</b>	<b>6</b>	<b>4</b>	<b>2</b>	<b>6</b>	<b>0-0</b>	<b>0-0</b>	<b>1</b>	<b>0</b>	<b>0</b>	<b>0</b>	<b>0</b>	<b>0</b>	<b>0</b>

### WILLIAMS' SINGLE-GAME HIGHS

*(Postseason in parentheses)*

**Tackles** — 5, three times, last at Oakland, 11/6/16 (2, twice, last vs. Carolina, 2/7/16). **Sacks** — 1, five times, last at Tampa Bay, 10/2/16 (none). **Sack yards** — 8 at Houston, 12/22/13 (none).

### SYLVESTER WILLIAMS' 2016 GAME-BY-GAME

*(Victories asterisked)*

2016 DENVER (8-5)		TACKLES													
Date	Opponent	P/S	UT	A	TT	S-Yds.	I-Yds.	PD	FF	FR					
Sep 8	vs. Carolina*	S	1	0	1	0-0	0-0	0	0	0					
Sep 18	vs. Indianapolis*	S	0	0	0	0-0	0-0	0	0	0					
Sep 25	at Cincinnati*	S	0	0	0	0-0	0-0	0	0	0					
Oct 2	at Tampa Bay*	S	2	0	2	1-7	0-0	0	0	0					
Oct 9	vs. Atlanta	S	0	0	0	0-0	0-0	0	0	0					
Oct 13	at San Diego	S	1	2	3	0-0	0-0	0	0	0					
Oct 24	vs. Houston*	S	1	2	3	0-0	0-0	0	0	0					
Oct 30	vs. San Diego*	S	1	1	2	0-0	0-0	0	0	0					
Nov 6	at Oakland	S	4	1	5	0-0	0-0	0	0	0					
Nov 13	at New Orleans*	S	3	1	4	0-0	0-0	0	0	0					
Nov 27	vs. Kansas City	S	1	0	1	0-0	0-0	1	0	0					
Dec 4	at Jacksonville*	S	2	0	2	0-0	0-0	0	0	0					
Dec 11	at Tennessee	S	2	0	2	0-0	0-0	0	0	0					
<b>Season Totals</b>			<b>13/13</b>	<b>18</b>	<b>7</b>	<b>25</b>	<b>1-7</b>	<b>0-0</b>	<b>1</b>	<b>0</b>					



**BILLY WINN****97****DEFENSIVE END****6-4 • 300 • 5TH YR. • BOISE STATE****BORN:** April 15, 1989, in Las Vegas**HIGH SCHOOL:** Las Vegas (Nev.) High School**ACQUIRED:** Unrestricted Free Agent (Indianapolis), 2016**NFL YEAR:** 4th • **YEAR WITH BRONCOS:** 4th**NFL GAMES PLAYED/STARTED:** 65/22**WINN AT A GLANCE:**

- A fifth-year defensive end who saw action in 65 games (22 starts) in his first four NFL seasons with Cleveland (2012-14), Indianapolis (2015) and Denver (2016).
- Posted 107 tackles (67 solo), three sacks (19 yds.), two interceptions, five passes defended, two forced fumbles and five fumble recoveries in his career.
- Played 12 games (3 starts) for Indianapolis in 2015, registering 14 tackles (6 solo) and two fumble recoveries before being placed on injured reserve on Dec. 21, 2015.
- Spent the first three seasons of his career and the 2015 preseason with Cleveland before being traded to Indianapolis on Sept. 11, 2015.
- Started 41-of-53 games at Boise State University, totaling 131 career tackles, 15.5 sacks, four fumble recoveries and one forced fumble.
- Joined the Broncos as an unrestricted free agent on Aug. 1, 2016.
- Selected by Cleveland in the sixth round (205th overall) of the 2012 NFL Draft.

**CAREER TRANSACTIONS:** Signed by Cleveland as a draft choice 5/11/12; Traded to Indianapolis 9/11/15; Signed by Denver 8/1/16.



**2016:** Winn made his Broncos debut vs. Car. (9/8)... Posted one solo tackle vs. Ind. (9/18) and at Cin. (9/25)... Made one tackle and recovered a fumble (4 yds.) at T.B. (10/2)... Assisted on two tackles vs. Atl. (10/9)... Notched two solo stops at S.D. (10/13)... Assisted on one tackle vs. Hou. (10/24)... Registered four tackles (2 solo) vs. S.D. (10/30)... Saw action at Oak. (11/6)... Started and assisted on one tackle at N.O. (11/13)... Assisted on one tackle vs. K.C. (11/27)... Posted on solo stop at Jac. (12/4)... Played at Ten. (12/11).

**2015:** Winn played 12 games (3 starts) for Indianapolis after being acquired in a trade before the start of the regular season... Spent training camp competing with the Browns... Recorded 14 tackles (11 solo) and two fumble recoveries... Matched a career-high with five tackles vs. N.O. (10/25)... Placed on injured reserve on Dec. 21.

**2014:** Winn saw action in 13 games (5 starts) for Cleveland, totaling a career-best 31 tackles (17 solo), one interception, one forced fumble and one blocked field goal... Blocked a 31-yard field goal vs. T.B. (11/2)... Picked off Cam Newton vs. Car. (12/21).

**2013:** Winn played 11 games (3 starts) for Cleveland, posting 30 tackles (21 solo), two sacks (13 yds.) and one forced fumble... Saw action at fullback in goalline situations... Forced a fumble that led to a touchdown vs. Chi. (12/15).

**2012:** Selected Browns in the sixth round (205th overall) of the 2012 NFL Draft, Winn started 10-of-16 games played... Tallied 26 tackles (19 solo), one sack (6 yds.), one interception and two fumble recoveries... Made his NFL debut and earned his first start vs. Phi. (9/9)... Recorded first career fumble recovery and returned it 35 yards vs. Cin. (10/14)... Notched his first sack vs. S.D. (10/28)... Posted his first interception vs. Pit. (11/25).

**COLLEGE:** Winn opened 41-of-53 games at Boise State University, totaling 131 career tackles, 15.5 sacks, four fumble recoveries and one forced fumble... Tallied 33 tackles, three sacks and one fumble recovery as a senior... Posted 28 tackles and 4.5 sacks as a junior... Named to the second-team All-Mountain West Conference team as a sophomore after notching 44 tackles, six sacks and three passes defended.

**PERSONAL:** Winn attended Las Vegas (Nev.) High School where he was named an all-state first-team choice as a senior after recording 18.0 sacks, three forced fumbles and two fumble recoveries... Lettered in wrestling and track... Played in the East-West All-American Bowl following his senior season... Billy Winn was born on April 15, 1989, in Las Vegas.



WINN'S REGULAR SEASON RECORD

Year	Club	G	S	UT	A	TT	S-Yds.	I-Yds.	PD	FF	FR	TD-Int.	TD-FR	S	Pts.
2012	Cleveland	16	10	19	7	26	1-6	1-0	3	0	2	0	0	0	0
2013	Cleveland	11	3	18	3	21	2-13	0-0	0	1	0	0	0	0	0
2014	Cleveland	13	5	17	14	31	0-0	1-0	2	0	0	0	0	0	0
2015	Indianapolis	12	3	6	8	14	0-0	0-0	0	0	2	0	0	0	0
2016	Denver	13	1	7	8	14	0-0	0-0	0	0	1	0	0	0	0
CAREER TOTALS		65	22	67	40	106	3-19	2-0	5	2	5	0	0	0	0

WINN'S SINGLE GAME HIGHS

(Postseason in parentheses)

**Tackles** — 5, four times, last vs. New Orleans, 10/25/15. **Sacks** — 1, three times, last at Pittsburgh, 12/29/13. **Sack yards** — 7 at Pittsburgh, 12/29/13.

BILLY WINN'S 2016 GAME-BY-GAME

(Victories asterisked)

2016 DENVER (8-5)		TACKLES													
Date	Opponent	P/S	UT	A	TT	S-Yds.	I-Yds.	PD	FF	FR					
Sep 8	vs. Carolina*	P	0	0	0	0-0	0-0	0	0	0					
Sep 18	vs. Indianapolis*	P	1	0	1	0-0	0-0	0	0	0					
Sep 25	at Cincinnati*	P	1	0	1	0-0	0-0	0	0	0					
Oct 2	at Tampa Bay*	P	0	1	1	0-0	0-0	0	0	0					
Oct 9	vs. Atlanta	P	0	2	2	0-0	0-0	0	0	0					
Oct 13	at San Diego	P	2	0	2	0-0	0-0	0	0	0					
Oct 24	vs. Houston*	P	0	1	1	0-0	0-0	0	0	0					
Oct 30	vs. San Diego*	P	2	2	4	0-0	0-0	0	0	0					
Nov 6	at Oakland	P	0	0	0	0-0	0-0	0	0	0					
Nov 13	at New Orleans*	S	0	1	1	0-0	0-0	0	0	0					
Nov 27	vs. Kansas City	P	0	1	1	0-0	0-0	0	0	0					
Dec 4	at Jacksonville*	P	1	0	1	0-0	0-0	0	0	0					
Dec 11	at Tennessee	P	0	0	0	0-0	0-0	0	0	0					
Season Totals			13/1	7	8	15	0-0	0-0	0	0	1				



**DEREK WOLFE****95****DEFENSIVE END****6-5 • 285 • 5TH YR. • CINCINNATI****BORN:** Feb. 24, 1990, in Lisbon, Ohio**HIGH SCHOOL:** Beaver Local High School, Lisbon, Ohio**ACQUIRED:** Draft #2a (36th overall), 2012**NFL YEAR:** 5th • **YEAR WITH BRONCOS:** 5th**NFL GAMES PLAYED/STARTED:** 67/67 • **POSTSEASON GP/GS:** 5/5**WOLFE AT A GLANCE:**

- A fifth-year defensive lineman who started all 67 regular-season games played and five post-season contests during his first five NFL seasons with Denver, totaling 187 tackles (130 solo), 22.5 sacks (146.5 yds.), seven passes defended and one fumble recovery.
- Notched a career-best 49 tackles (35 solo) and 5.5 sacks (38.5 yds.) in 2015, finishing with at least half a sack in nine of his last 10 games (including the postseason).
- Named AFC Defensive Player of the Week after posting seven tackles (4 solo) vs. G.B. (11/1/15).
- Recorded 35 tackles (24 solo), 1.5 sacks (1 yd.), three passes defended and one fumble recovery in addition to one blocked field goal for the Broncos in 2014.
- Opened all 16 contests in 2012 to join Barney Chavous (1973) as the only Broncos defensive linemen in team history to start every game as a rookie.
- Finished fourth on the team with six sacks (41 yds.) during his rookie campaign while participating in the seventh-most defensive snaps (903) on the club.
- Started his final 38 games at the University of Cincinnati, finishing fourth on the Bearcats' all-time list with 19.5 career sacks.
- Named Big East Conference co-Defensive Player of the Year and earned second-team All-America honors as a senior in 2011 after recording 9.5 sacks on the season and ranking first among Football Subdivision defensive tackles with 21.5 tackles for a loss.
- Selected by the Broncos in the second round (36th overall) of the 2012 NFL Draft.

**CAREER TRANSACTIONS:** Signed by Denver as a draft choice 5/21/12.

**2016:** Wolfe recorded two solo tackles vs. Car. (9/8)... Posted four tackles (3 solo), 1.5 sacks (3.5 yds.) and one pass defended vs. Ind. (9/18)... Recorded four solo tackles at Cin. (9/25)... Notched a career-best 2.5 sacks (16 yds.), six tackles (5 solo) and five quarterback hits at T.B. (10/2)... Posted three tackles (1 solo) and 0.5 sacks (5.5 yds.) vs. Atl. (10/9)... Registered three tackles (2 solo) at S.D. (10/13)... Tallied three tackles (2 solo) and one pass defended vs. Hou. (10/24)... Totaled three tackles (1 solo), one pass defended and three quarterback hits vs. S.D. (10/30)... Notched two tackles (1 solo) before leaving with an elbow injury at Oak. (11/6)... Was inactive at N.O. (11/13)... Returned from injury to post eight tackles (5 solo) and one sack (7 yds.) vs. K.C. (11/27)... Tied for the team high with six solo tackles at Jac. (12/4)... Tallied three tackles (2 solo) at Ten. (12/11).

**2015:** Wolfe tallied a career-best 49 tackles (35 solo) and 5.5 sacks (38.5 yds.) while starting all 12 games played in the regular season... Posted 15 tackles (10 solo) and 2.5 sacks (15 yds.) in Denver's three post-season contests... Finished the regular season and postseason with at least half a sack in seven straight contests and in nine of his last 10 games overall... Named AFC Defensive Player of the Week after leading the team with seven tackles (3 solo) vs. G.B. (11/1)... Led the team with a career-best eight tackles (6 solo) and sacked Patriots QB Tom Brady for 4 yards vs. N.E. (11/29)... Took down Steelers QB Ben Roethlisberger (8 yds.) and added four tackles (1 solo) in Denver's AFC Divisional Playoff Game vs. Pit. (1/17)... Posted six solo tackles, one sack (2 yds.) and one pass defended in Denver's AFC Championship Game vs. N.E. (1/24)... Tallied five tackles (3 solo) and 0.5 sacks (5 yds.) in Denver's Super Bowl 50 victory vs. Car. (2/7).

**2014:** Wolfe started all 16 regular-season games for the second time in his career, totaling 35 tackles (24 solo), 1.5 sacks (1 yd.) and one pass defended... Contributed to a defensive line that allowed just 79.8 rushing yards per game—the lowest single-season figure in team history and second-best mark in the NFL in 2014... Recorded season highs with five tackles each at NYJ (10/12) and N.E. (11/2)... Blocked his first career field goal at S.D. (12/14).

**2013:** Wolfe started the first 11 games for Denver, registering 16 tackles (11 solo) and four sacks (34 yds.) before missing six games and being placed on injured reserve (illness) on Jan. 14... Made a pair of tackles behind the line of scrimmage vs. Bal. (9/5)... Recovered his first career fumble and sacked quarterback Robert Griffin III vs. Was. (10/27).

**2012:** Wolfe opened all 16 regular-season games as well as Denver's postseason contest to join Barney



Chavous (1973) as the only defensive linemen in Broncos history to start every game as a rookie... Finished third on the team with six sacks (41 yds.) and added 40 tackles (26 solo) while playing 903 defensive snaps... Became just the sixth Broncos rookie to register a sack in the team's season opener as he dropped quarterback Ben Roethlisberger for a 9-yard loss vs. Pit. (9/9)... Sacked quarterback Brady Quinn for a 5-yard loss in the second quarter vs. K.C. (12/30) to mark his third consecutive game with a quarterback takedown... Made three tackles in Denver's AFC Divisional Playoff Game vs. Bal. (1/12).

**COLLEGE:** Wolfe played 45 career games at the University of Cincinnati, starting his final 38 contests and totaling 161 tackles (89 solo), 19.5 sacks (126 yds.), two passes defended, three forced fumbles and three fumble recoveries... Finished fourth on the school's all-time sack list... Named Big East Conference co-Defensive Player of the Year and a second-team All-America selection after totaling 70 tackles (37 solo), 9.5 sacks (66 yds.), two forced fumbles and one fumble recovery as a senior... Ranked fifth in the nation with 21.5 tackles for a loss—a total that represented the fourth-most in school history and the most by a Football Bowl Subdivision defensive tackle in 2011... Recorded 48 tackles (29 solo), four sacks (21 yds.) and one pass defended as a junior to earn second-team all-conference honors from *The NFL Draft Report*... Contributed as a 13-game starter as a sophomore, totaling 41 tackles (21 solo), five sacks (32 yds.), one forced fumble and one fumble recovery... Played seven games at defensive tackle as a true freshman after being recruited to the Bearcats as an offensive tackle... Recognized as the All-American Strength and Conditioning Athlete of the Year by the National Strength and Conditioning Association (NSCA) in April 2011.

**PERSONAL:** Wolfe lettered three times as a defensive end, outside linebacker, tight end and offensive tackle at Beaver Local High School in Lisbon, Ohio, where he finished his prep career with 205 tackles... Collected 78 tackles and seven sacks as a senior in 2007 to earn Division III All-Ohio, All-Ohio Valley Athletic Conference, All-Eastern District and All-Ohio Valley Class AAAA first-team honors... Competed on the school's powerlifting team and qualified for the state finals as a junior and senior... Majored in criminal justice at Cincinnati and was named to the Big East Academic Honor Roll as a senior... Named the recipient of the 2015 Lou Holtz/Ohio Valley Hall of Fame Banquet's Lifetime Achievement Award... Derek J. Wolfe was born on Feb. 24, 1990, in Lisbon, Ohio.

WOLFE'S REGULAR SEASON RECORD

Year	Club	G	S	UT	A	TT	S-Yds.	I-Yds.	PD	FF	FR	TD-Int.	TD-FR	S	Pts.
2012	Denver	16	16	26	14	40	6-41	0-0	2	0	0	0	0	0	0
2013	Denver	11	11	11	5	16	4-34	0-0	0	0	1	0	0	0	0
2014	Denver	16	16	24	11	35	1.5-1	0-0	1	0	0	0	0	0	0
2015	Denver	12	12	35	14	49	5.5-38.5	0-0	1	0	0	0	0	0	0
2016	Denver	12	12	34	13	47	5.5-32	0-0	3	0	0	0	0	0	0
<b>CAREER TOTALS</b>		<b>67</b>	<b>67</b>	<b>130</b>	<b>57</b>	<b>187</b>	<b>22.5-146.5</b>	<b>0-0</b>	<b>7</b>	<b>0</b>	<b>1</b>	<b>0</b>	<b>0</b>	<b>0</b>	<b>0</b>

**ADDITIONAL STATISTICS:** Blocked a field goal at San Diego, 12/14/14.

WOLFE'S POSTSEASON RECORD

Year	Club	G	S	UT	A	TT	S-Yds.	I-Yds.	PD	FF	FR	TD-Int.	TD-FR	S	Pts.
2012	Denver	1	1	2	1	3	0-0	0-0	0	0	0	0	0	0	0
2014	Denver	1	1	2	1	3	0-0	0-0	0	0	0	0	0	0	0
2015	Denver	3	3	10	5	15	2.5-15	0-0	1	0	0	0	0	0	0
<b>CAREER TOTALS</b>		<b>5</b>	<b>5</b>	<b>14</b>	<b>7</b>	<b>21</b>	<b>2.5-15</b>	<b>0-0</b>	<b>1</b>	<b>0</b>	<b>0</b>	<b>0</b>	<b>0</b>	<b>0</b>	<b>0</b>

WOLFE'S SINGLE-GAME HIGHS

*(Postseason in parentheses)*

**Tackles** — 8 vs. New England, 11/29/15 (6 vs. New England, 1/24/16). **Sacks** — 2.5 at Tampa Bay, 10/2/16 (1, twice, last vs. New England, 1/24/16). **Sack yards** — 16 at Tampa Bay, 10/2/16 (8 vs. Pittsburgh, 1/17/16). **Pass defended** — 1, six times, last vs. Houston, 10/24/16 (1 vs. New England, 1/24/16). **Fumble recoveries** — 1, twice, last at Cincinnati, 11/4/12 (none). **Fumble return yards** — 1 vs. Washington, 10/27/13 (none).

DEREK WOLFE'S 2016 GAME-BY-GAME

*(Victories asterisked)*

2016 DENVER (8-5)		TACKLES													
Date	Opponent	P/S	UT	A	TT	S-Yds.	I-Yds.	PD	FF	FR					
Sep 8	vs. Carolina*	S	2	0	2	0-0	0-0	0	0	0					
Sep 18	vs. Indianapolis*	S	3	1	4	1.5-3.5	0-0	1	0	0					
Sep 25	at Cincinnati*	S	4	0	4	0-0	0-0	0	0	0					
Oct 2	at Tampa Bay*	S	5	1	6	2.5-16	0-0	0	0	0					
Oct 9	vs. Atlanta	S	1	2	3	0.5-5.5	0-0	0	0	0					
Oct 13	at San Diego	S	2	1	3	0-0	0-0	0	0	0					
Oct 24	vs. Houston*	S	2	1	3	0-0	0-0	1	0	0					
Oct 30	vs. San Diego*	S	1	2	3	0-0	0-0	1	0	0					
Nov 6	at Oakland	S	1	1	2	0-0	0-0	0	0	0					
Nov 13	at New Orleans*					INACTIVE									
Nov 27	vs. Kansas City	S	5	3	8	1-7	0-0	0	0	0					
Dec 4	at Jacksonville*	S	6	0	6	0-0	0-0	0	0	0					
Dec 11	at Tennessee	S	2	1	3	0-0	0-0	0	0	0					
<b>Season Totals</b>			<b>12/12</b>	<b>33</b>	<b>13</b>	<b>47</b>	<b>5.5-32</b>	<b>0-0</b>	<b>3</b>	<b>0</b>	<b>0</b>				





# C.J. ANDERSON

22

## RUNNING BACK

5-8 • 224 • 4TH YR. • CALIFORNIA

BORN: Feb. 10, 1991, in Vallejo, Calif.

HIGH SCHOOL: Bethel High School, Vallejo, Calif.

ACQUIRED: College Free Agent, 2013

NFL YEAR: 4th • YEAR WITH BRONCOS: 4th

NFL GAMES PLAYED/STARTED: 42/20 • POSTSEASON GP/GS: 5/2



### ANDERSON AT A GLANCE:

- A fourth-year player who appeared in 42 regular-season games (20 starts) and five postseason contests (2 starts) for the Broncos during the last three years after making the team as a college free agent in 2013.
- Rushed for 720 yards on 152 carries (4.7 avg.) with five touchdowns in addition to catching 25 passes for 183 yards (7.3 avg.) in the 2015 regular season.
- Led all NFL players with 234 rushing yards during the 2015 postseason, including 90 yards and a touchdown in Denver's Super Bowl 50 win against the Carolina Panthers to represent the third-highest rushing total by an undrafted running back in Super Bowl history.
- Selected as AFC Offensive Player of the Week (vs. New England, 11/19/15) after winning the game in overtime on a career-long 48-yard run and finishing with 15 carries for 113 yards (7.5 avg.) with two touchdowns.
- Emerged as a starter for the Broncos midway through the 2014 season and totaled 179 carries for 849 yards (4.7 avg.) with eight rushing touchdowns to become just the fifth undrafted running back in NFL history to make the Pro Bowl.
- Finished the 2014 season with 10 total touchdowns (8 rush, 2 rec.), marking the most by an undrafted Broncos running back in a single season.
- Led the NFL with seven rushing touchdowns in December 2014 to tie for the third-most rushing scores by an undrafted player in a single month in NFL history.
- Posted the top two rushing performances by an undrafted player in team history in back-to-back weeks in 2014 (167 and 168 yds., Weeks 11 and 12).
- Totaled two games with three rushing touchdowns in 2014, becoming only the second player in team annals (Terrell Davis, 3-1998) with multiple games in a season posting at least three rushing scores.
- Finished his rookie season in 2013 with seven carries for 38 yards (5.4 avg.) while contributing in 22 offensive plays and 36 special-teams snaps for Denver.
- Saw action in all 25 games in two seasons at the University of California-Berkeley and rushed for 1,135 yards and 12 touchdowns on 198 carries (5.7 avg.) after transferring from Laney College.
- Entered the NFL with Denver as a college free agent on May 1, 2013.

**CAREER TRANSACTIONS:** Signed by Denver as a college free agent 5/1/13.



**2016:** Anderson carried 20 times for 92 yards (4.6 avg.) with one touchdown and added four catches for 47 yards (11.8 avg.) with one touchdown vs. Car. (9/8)... Rushed 20 times for 74 yards (3.7 avg.) with one touchdown and caught three passes for 19 yards (6.3 avg.) vs. Ind. (9/18)... Carried 14 times for 37 yards and caught one pass for four yards at Cin. (9/25)... Rushed 19 times for 49 yards with one touchdown and caught one pass for three yards at T.B. (10/2)... Carried 11 times for 41 yards (3.7 avg.) and caught three passes for 21 yards (7.0 avg.) vs. Atl. (10/9)... Rushed 10 times for 37 yards (3.7 avg.) and caught four passes for 34 yards (8.5 avg.) at

### ANDERSON. ONE OF FIVE UNDRAFTED PRO BOWL RUNNING BACKS

#### UNDRAFTED RUNNING BACKS TO MAKE THE PRO BOWL. NFL HISTORY

Player	Team	Season(s)
John Settle	Atlanta	1988
Priest Holmes	Kansas City	2001-03
Willie Parker	Pittsburgh	2006-07
Arian Foster	Houston	2010-12, '14
C.J. Anderson	Denver	2014



## ANDERSON HAS SUPER BOWL TO REMEMBER

### MOST RUSHING YARDS BY AN UNDRAFTED PLAYER, SINGLE GAME, SUPER BOWL HISTORY

Player	Opponent (Date)	Att.	Yds.	Avg.	TD
1. Dominic Rhodes, Ind.	vs. Chicago (2/4/07)	21	113	5.4	1
2. Willie Parker, Pit.	vs. Seattle (2/5/06)	10	93	9.3	1
3. <b>C.J. Anderson, Den.</b>	<b>vs. Carolina (27/16)</b>	<b>23</b>	<b>90</b>	<b>3.9</b>	<b>1</b>
4. Willie Parker, Pit.	vs. Arizona (2/1/09)	19	53	2.8	0
5. Steve Young, S.F.	vs. San Diego (1/29/95)	5	49	9.8	0

S.D. (10/13)... Produced his fifth career 100-yard rushing game, totaling 107 yards with one touchdown on 16 carries (6.7 avg.) vs. Hou. (10/24).

**2015:** Anderson appeared in 15 games (6 starts) in the regular season, finishing second on the team with 720 yards on 152 carries (4.7 avg.) with five touchdowns in addition to catching 25 passes for 183 yards (7.3 avg.) ... Carried 54 times for 234 yards (4.3 avg.) with two touchdowns and made nine catches for 39 yards (4.3 avg.) in Denver's three postseason contests... Posted the third 100-yard rushing performance of his career (14-101-7.2 avg.) and scored on a career-long 28-yard run vs. G.B. (11/1)... Recorded just the fourth overtime touchdown in team history on a career-long 48-yard run and finished with 15 carries for 113 yards (7.5 avg.) with two touchdowns vs. N.E. (11/29)... Named AFC Offensive Player of the Week for his efforts vs. N.E.... Rushed 15 times for 72 yards (4.8 avg.) with a 1-yard touchdown and caught two passes for 11 yards (5.5 avg.) in Denver's AFC Divisional Playoff Game vs. Pit. (1/17)... Carried the ball 16 times for 72 yards (4.5 avg.) and caught three passes for 18 yards (6.0 avg.) in Denver's AFC Championship Game vs. N.E. (1/24)... Rushed 23 times for 90 yards (3.9 avg.) with one touchdown in Denver's Super Bowl 50 victory vs. Car. (2/7) to represent the third-highest rushing total by an undrafted running back in Super Bowl history.

**2014:** Anderson started 7-of-15 regular-season games for the Broncos and totaled 849 yards on 179 rushes (4.7 avg.) with eight touchdowns in addition to catching 34 passes for 324 yards (9.5 avg.) with two scores... Selected to his first Pro Bowl to become just the fifth undrafted running back in NFL history to receive that honor... Finished the regular season with 10 total touchdowns (8 rush, 2 rec.) to represent the most by an undrafted Broncos running back in a single season... Racked up 163 yards from scrimmage (90 rush, 73 rec.) at Oak (11/9) after relieving injured starter Ronnie Hillman... Made his first career start at Stl. (11/16)... Posted the top two rushing performances by an undrafted player in team history in back-to-back weeks (167 vs. Mia. (11/23) and 168 yards at K.C. (11/30))... Earned FedEx Ground Player of the Week honors for his performance against the Chiefs... Led all NFL players with 709 total yards (472 rush, 237 rec.) in November, good for third in franchise history for yards from scrimmage in a single month... Paced the NFL with seven rushing touchdowns in December to tie for the third-most rushing scores by an undrafted player in a single month in NFL history... Tallied a career-high three rushing touchdowns vs. Buf. (12/7) and Oak. (12/28) to tie for third most in a game in club history... Named AFC Offensive Player of the Week for his three-touchdown performance against the Raiders.

**2013:** Anderson, who entered the NFL with Denver as a college free agent on May 1, appeared in five regular-season games, finishing his rookie season with 38 yards rushing on seven carries (5.4 avg.)... Missed the final three preseason games and the first seven contests of the regular season with a knee injury sustained during training camp... Made his NFL debut vs. Was. (10/27)... Rushed twice for nine yards (4.5 avg.) and caught his first career pass for 14 yards in Super Bowl XLVIII vs. Sea. (2/2).

**COLLEGE:** Anderson appeared in all 25 games (2 starts) in two seasons at the University of California-Berkeley after transferring from Laney College... Rushed for 1,135 yards and 12 touchdowns on 198 carries (5.7 avg.) for the Golden Bears and added 22 receptions for 350 yards and two scores... Totaled 126 rushes for 790 yards (6.3 avg.) and four touchdowns as a senior while topping the 100-yard mark on three occasions... Earned first-team All-America honors and led the NorCal Conference in rushing during his final season at Laney College in 2010, racking up 1,644 yards and 13 touchdowns on 206 attempts (8.0 avg.).

**PERSONAL:** Anderson attended Bethel High School in Vallejo, Calif., where he rushed for nearly 4,000 yards during his prep career and led his team to four consecutive playoff appearances... Majored in interdisciplinary studies at Cal... Cortrelle Javon Anderson was born on Feb. 10, 1991.

### ANDERSON'S REGULAR SEASON RECORD

Year	Club	RUSHING								RECEIVING					SCORING				
		G	S	No.	Yds.	Avg.	LG	TD	No.	Yds.	Avg.	LG	TD	TD	TDr	Tp	TDr	2pt	Pts.
2013	Denver	5	0	7	38	5.4	11	0	0	0	0.0	—	0	0	0	0	0	0	0
2014	Denver	15	7	179	849	4.7	27	8	34	324	9.5	51t	2	10	8	2	0	0	60
2015	Denver	15	6	152	720	4.7	48t	5	25	183	7.3	27	0	5	5	0	0	0	30
2016	Denver	7	7	110	437	4.0	28	4	16	128	8.0	25t	1	5	4	1	0	0	30
CAREER TOTALS		42	20	448	2,044	4.6	48t	17	75	635	8.5	51t	3	20	17	3	0	0	110

**ADDITIONAL STATISTICS:** Miscellaneous tackles — 2014 (1), 2015 (5), TOTAL (6).



## ANDERSON'S POSTSEASON RECORD

Year	Club	G	S	No.	RUSHING					TD	RECEIVING					SCORING				
					Yds.	Avg.	LG				No.	Yds.	Avg.	LG	TD	TD	TDp	TDrt	2pt	Pts.
2013	Denver	1	0	2	9	4.5	6			0	1	14	14.0	14	0	0	0	0	0	0
2014	Denver	1	1	18	80	4.4	22			0	6	29	4.8	15	0	0	0	0	0	0
2015	Denver	3	1	54	234	4.3	34			2	9	39	4.3	8	0	2	2	0	0	12
<b>CAREER TOTALS</b>		<b>5</b>	<b>2</b>	<b>73</b>	<b>323</b>	<b>4.4</b>	<b>34</b>			<b>2</b>	<b>16</b>	<b>82</b>	<b>5.1</b>	<b>15</b>	<b>0</b>	<b>2</b>	<b>2</b>	<b>0</b>	<b>0</b>	<b>12</b>

## ANDERSON'S SINGLE GAME HIGHS

(Postseason in parentheses)

**Rushes** — 32 at Kansas City, 11/30/14 (23 vs. Carolina, 2/7/16). **Rushing yards** — 168 at Kansas City, 11/30/14 (90 vs. Carolina, 2/7/16). **Longest rush** — 48t vs. New England, 11/29/15 (34, twice, last vs. Carolina, 2/7/16). **Rushing touchdowns** — 3, twice, last vs. Oakland, 12/28/14 (1, twice, last vs. Carolina, 2/7/16). **Receptions** — 8, twice, last at Cincinnati, 12/22/14 (6 vs. Indianapolis, 1/11/15). **Receiving yards** — 86 at St. Louis, 11/16/14 (29 vs. Indianapolis, 1/11/15). **Longest reception** — 51t at Oakland, 11/9/14 (15 vs. Indianapolis, 1/11/15). **Receiving touchdowns** — 1, three times, last vs. Carolina, 9/8/16 (none). **Rushing yards in one quarter** — 71 (3rd) vs. Miami, 11/23/14 (36, twice, last vs. Carolina, 2/7/16). **Rushing yards in one half** — 114 (2nd) vs. Miami, 11/23/14 (66 (1st) vs. Indianapolis, 1/11/15). **Total yards** — 195 (167 rush, 28 rec.) vs. Miami, 11/23/14 (109 (80 rush., 29 rec.) vs. Indianapolis, 1/11/15). **Total touchdowns** — 3, twice, last vs. Oakland, 12/28/14 (1, twice, last vs. Carolina, 2/7/16).

## ANDERSON'S 100-YARD RUSHING GAMES (5)

\*denotes win (Anderson's teams are 5-0 when he records 100 or more yards rushing in a game.)

Date	Opponent	No.	Yds.	Avg.	LG	TD
11/23/14	vs. Miami*	27	167	6.2	26	1
11/30/14	at Kansas City*	32	168	5.3	20	0
11/1/15	vs. Green Bay*	14	105	7.2	28t	1
11/29/15	vs. New England	15	113	7.5	48t	2
10/24/16	vs. Houston	16	107	6.7	19	1

## C.J. ANDERSON'S 2016 GAME-BY-GAME

(Victories asterisked)

2016 DENVER (5-2)		RUSHING					RECEIVING					SCORING		
Date	Opponent	P/S	No.	Yds.	Avg.	LG	TD	No.	Yds.	Avg.	LG	TD	2pt.	Pts.
Sep 8	vs. Carolina*	S	20	92	4.6	28	1	4	47	11.8	25t	1	0	12
Sep 18	vs. Indianapolis*	S	20	74	3.7	13	1	3	19	6.3	11	0	0	6
Sep 25	at Cincinnati*	S	14	37	2.6	13	0	1	4	4.0	4	0	0	0
Oct 2	at Tampa Bay*	S	19	49	2.6	12	1	1	3	3.0	3	0	0	0
Oct 9	vs. Atlanta	S	11	41	3.7	10	0	3	21	7.0	9	0	0	0
Oct 13	at San Diego	S	10	37	3.7	11	0	4	34	8.5	11	0	0	0
Oct 24	vs. Houston*	S	16	107	6.7	19	1	0	0	—	—	0	0	6
<b>Season Totals</b>			<b>7/7</b>	<b>110</b>	<b>437</b>	<b>4.0</b>	<b>28</b>	<b>4</b>	<b>16</b>	<b>128</b>	<b>8.0</b>	<b>25t</b>	<b>1</b>	<b>30</b>





## KAPRI BIBBS

35

### RUNNING BACK

5-11 • 203 • 3RD YR. • COLORADO STATE

BORN: Jan. 10, 1993, in Colorado Springs, Colo.

HIGH SCHOOL: Plainfield (Ill.) North High School

ACQUIRED: College Free Agent, 2014

NFL YEAR: 3rd • YEAR WITH BRONCOS: 3rd

NFL GAMES PLAYED/STARTED: 13/0



### BIBBS AT A GLANCE:

- A third-year running back who has appeared in 13 games for the Broncos (2014-16) in addition to competing on the team's practice squad.
- Spent four weeks of his rookie season in 2014 on Denver's active roster in addition to competing on the club's practice squad.
- Broke Colorado State University's single-season records for rushing yards (1,741), rushing touchdowns (31), total touchdowns (31) and points (186) in his lone season with the Rams after playing at the junior college level.
- Ranked sixth in the nation with 1,741 rushing yards and tied for No. 1 in the country with 31 touchdowns for the Rams in 2013.
- Entered the NFL with Denver as a college free agent on May 16, 2014.

**CAREER TRANSACTIONS:** Signed by Denver as a college free agent 5/16/14; Waived by Denver 8/30/14; Signed by Denver (practice squad) 9/1/14; Signed by Denver (active roster) 10/20/14; Waived by Denver 11/22/14; Signed by Denver (practice squad) 11/26/14; Waived by Denver 9/5/15; Signed by Denver (practice squad) 9/7/15; Signed by Denver (active roster) 10/17/15; Waived by Denver 10/19/15; Signed by Denver (practice squad) 10/21/15.



**2016:** Bibbs made one catch for six yards vs. Car. (9/8)... Carried one time for seven yards vs. Ind. (9/18)... Posted two special-teams tackles at Cin. (9/25)... Rushed three times for 14 yards (4.7 avg.) at T.B. (10/2)... Saw action on special teams vs. Atl. (10/9), at S.D. (10/13) and vs. Hou. (10/24)... Carried twice for 4 yards vs. S.D. (10/30)... Scored his first career touchdown on a 69-yard reception and added two carries for 11 yards (5.5 avg.) and four kickoff returns for 79 yards (19.8 avg.) at Oak. (11/6)... Rushed seven times for 22 yards (3.1 avg.) at N.O. (11/13)... Carried nine times for 22 yards (2.4 avg.) vs. K.C. (11/27)... Rushed five times for 49 yards (9.8 avg.) in the first half before leaving the game with an injury at Jac. (12/4).

**2015:** Bibbs was active for one game with Denver during his second NFL season while spending the rest of the year on the practice squad... Made his NFL debut at Cle. (10/18), returning one kickoff for 15 yards and posting one special-teams stop.

**2014:** Bibbs, who entered the NFL with Denver as a college free agent, spent the first seven weeks of his rookie season on the Broncos' practice squad before being elevated to the active roster on Oct. 22... Spent Games 11-16 on the Broncos practice squad.

**COLLEGE:** Played one season (2013) for Colorado State after two years in the junior college ranks... Appeared in all 14 games for the Rams as a junior in 2013 and was named a first-team All-Mountain West Conference selection... Broke the CSU single-season records for rushing yards (1,741), rushing touchdowns (31), total touchdowns (31) and points (186)... Received second-team All-America honors from the Walter Camp Football Foundation... Ranked sixth in the nation with 1,741 rushing yards and tied for No. 1 in the country with 31 touchdowns on 281 attempts (6.2 avg.)... Set a CSU single-game rushing mark with 312 yards vs. Nevada (11/9)... Scored six touchdowns at New Mexico (11/16) to set conference and school single-game records... Spent the Fall of 2012 taking classes at Front Range Community College in Ft. Collins, Colo., before transferring to CSU... Played his freshman season at Snow College in Ephraim, Utah, where he appeared in 11 games and rushed for 425 yards and six touchdowns on 74 attempts (5.6 avg.).

**PERSONAL:** Attended Plainfield (Ill.) North High School, where he set 26 school records, was a two-time Prairie League MVP and capped his prep career by earning Chicago Offensive Player of the Year honors from ESPNChicago.com (300 att., 2,654 yds., 38 TDs)... Established state records with 520 rushing yards and seven touchdowns in a 2010 game... Majored in ethnic studies at Colorado State... First name is pronounced kuh-PREE... Kapri Lashaw Bibbs was born on Jan. 10, 1993, in Colorado Springs, Colo.



BIBBS' REGULAR SEASON RECORD

Year	Club	G	S	RUSHING					RECEIVING					SCORING				
				No.	Yds.	Avg.	LG	TD	No.	Yds.	Avg.	LG	TD	TD	TDp	TDrt	2pt	Pts.
2014	Denver	0	0	0	0	0.0	—	0	0	0	0.0	—	0	0	0	0	0	0
2015	Denver	1	0	0	0	0.0	—	0	0	0	0.0	—	0	0	0	0	0	0
2016	Denver	12	0	29	129	4.4	24	0	2	75	37.5	69t	1	1	0	1	0	6
<b>CAREER TOTALS</b>		<b>13</b>	<b>0</b>	<b>29</b>	<b>129</b>	<b>4.4</b>	<b>24</b>	<b>0</b>	<b>2</b>	<b>75</b>	<b>37.5</b>	<b>69t</b>	<b>1</b>	<b>1</b>	<b>0</b>	<b>1</b>	<b>0</b>	<b>6</b>

**ADDITIONAL STATISTICS:** *Special-teams tackles* — 2015 (1), 2016 (2), TOTAL (3). *Miscellaneous FR* — 2016 (1), TOTAL (1). *Kickoff returns* — 2015 (1 for 15 yards, 15.0 avg., 15 LG), 2016 (4 for 79 yds., 19.8 avg., 26 LG), TOTAL (5 for 94 yards, 18.8 avg., 26 LG).

KAPRI BIBBS' 2016 GAME-BY-GAME

(Victories asterisked)

2016 DENVER (8-4)			RUSHING					RECEIVING					SCORING		
Date	Opponent	P/S	No.	Yds.	Avg.	LG	TD	No.	Yds.	Avg.	LG	TD	2pt.	Pts.	
Sep 8	vs. Carolina*	P	0	0	—	—	0	1	6	6.0	6	0	0	0	
Sep 18	vs. Indianapolis*	P	1	7	7.0	7	0	0	0	—	—	0	0	0	
Sep 25	at Cincinnati*	P	0	0	—	—	0	0	0	—	—	0	0	0	
Oct 2	at Tampa Bay*	P	3	14	4.7	9	0	0	0	—	—	0	0	0	
Oct 9	vs. Atlanta	P	0	0	—	—	0	0	0	—	—	0	0	0	
Oct 13	at San Diego	P	0	0	—	—	0	0	0	—	—	0	0	0	
Oct 24	vs. Houston*	P	0	0	—	—	0	0	0	—	—	0	0	0	
Oct 30	vs. San Diego*	P	2	4	4.0	5	0	0	0	—	—	0	0	0	
Nov 6	at Oakland	P	2	11	5.5	10	0	1	69	69.0	69t	1	0	6	
Nov 13	at New Orleans*	P	7	22	3.1	9	0	0	0	—	—	0	0	0	
Nov 27	vs. Kansas City	P	9	22	2.4	8	0	0	0	—	—	0	0	0	
Dec 4	at Jacksonville*	P	5	49	9.8	24	0	0	0	—	—	0	0	0	
Season Totals			12/0	29	129	4.4	24	0	2	75	37.5	69t	1	0	6



**SAM BRENNER****67****CENTER****6-2 • 310 • 4TH YR. • UTAH****BORN:** April 27, 1990, in Oceanside, Calif.**HIGH SCHOOL:** Oceanside (Calif.) High School**ACQUIRED:** Waivers (Miami), 2015**NFL YEAR:** 4th • **YEAR WITH BRONCOS:** 2nd**NFL GAMES PLAYED/STARTED:** 10/4 • **POSTSEASON GP/GS:** 0/0**BRENNER AT A GLANCE:**

- A fourth-year center who appeared in 10 games (4 starts) for Miami (2013-15) and Denver (2015) during his first three NFL seasons.
- Spent eight weeks of the 2015 regular season and the entire postseason on Denver's active roster after being claimed off waivers from Miami.
- Appeared in three contests for the Dolphins in 2015 after starting 4-of-7 games played for the club during his rookie season in 2013.
- Spent the majority of his second season in 2014 on the Dolphins' practice squad before appearing on the team's active roster for the final game of the season.
- Started 26-of-51 games for the University of Utah, allowing just two combined sacks during the course of his junior and senior campaigns.
- Assigned to the Broncos via waivers from Miami on Nov. 18, 2015.
- Entered the NFL with Miami as a college free agent on May 3, 2013.

**CAREER TRANSACTIONS:** Signed by Miami as a college free agent 5/3/13; Waived by Miami 8/31/13; Signed by Miami (practice squad) 9/2/13; Signed by Miami (active roster) 11/16/13; Waived by Miami 8/30/14; Signed by Miami (practice squad) 9/1/14; Signed by Miami (active roster) 12/23/14; Waived by Miami 9/5/15; Signed by Miami (practice squad) 9/6/15; Signed by Miami (active roster) 9/11/15; Waived by Miami 9/14/15; Signed by Miami (practice squad) 9/16/15; Signed by Miami (active roster) 9/26/15; Waived by Miami 11/7/15; Signed by Miami 11/10/15; Waived by Miami 11/17/15; Claimed off waivers by Denver 11/18/15.



**2015:** Brenner appeared in three games with Miami before being claimed off waivers by Denver on Nov. 18 and spending the rest of the regular season and postseason on the club's active roster... Was inactive in eight regular season games and all three of Denver's postseason contests.

**2014:** Brenner spent the first 16 weeks of the season on Miami's practice squad... Promoted to the active roster and was inactive for the club's season finale.

**2013:** Brenner, who entered the NFL as a college free agent with Miami, started 4-of-7 games played... Earned all four of his starts at left guard... Made his NFL debut and first career start vs. S.D. (11/17).

**COLLEGE:** Brenner was a two-year starter at the University of Utah, playing 50-of-51 possible games and earning 26 starts in his collegiate career... Allowed just two sacks in 25 games as a junior and senior... Named second-team All-Pacific 12 Conference as a senior after starting all 12 games at left tackle (10) and right guard (2)... Started 12 games at right guard and one game at left tackle as a junior.

**PERSONAL:** Brenner was a two-time first-team all-league, all-North County and all-California Interscholastic Federation selection at Oceanside (Calif.) High School... Played in the California Bowl All-Star game following his senior season... Sam Brenner was born on April 27, 1990, in Oceanside, Calif.

**BRENNER'S REGULAR SEASON RECORD**

Year	Club	G	S
2013	Miami	7	4
2014	Miami	0	0
2015	Mia./Den.	3	0
<b>CAREER TOTALS</b>		<b>10</b>	<b>4</b>

**BRENNER'S POSTSEASON RECORD**

Year	Club	G	S
2015	Denver	0	0
<b>CAREER TOTALS</b>		<b>0</b>	<b>0</b>





# MARLON BROWN

15

WIDE RECEIVER

6-5 • 214 • 4TH YR. • GEORGIA

BORN: April 22, 1991, in Memphis, Tenn.

HIGH SCHOOL: Harding Academy, Memphis, Tenn.

ACQUIRED: Free Agent, 2016

NFL YEAR: 4th • YEAR WITH BRONCOS: 1st

NFL GAMES PLAYED/STARTED: 38/15 • POSTSEASON GP/GS: 2/1



## BROWN AT A GLANCE:

- A fourth-year wide receiver who appeared in 38 regular-season games (15 starts) and two postseason contests (1 start) during his first four seasons with Baltimore (2013-15) and Denver (2016).
- Competed with the Broncos in 2016 during training camp before being designated as waived/injured on Aug. 4, 2016.
- Totaled 87 receptions for 891 yards (10.2 avg.) with seven touchdowns in his first three NFL seasons with the Ravens.
- Appeared in 10 games (2 starts) for Baltimore in 2015, finishing with 14 receptions for 112 yards (8.0 avg.).
- Posted career-highs of 49 catches for 524 yards (10.7 avg.) with seven touchdowns as a rookie in 2013 while starting 12-of-14 games played for Baltimore.
- Played 40 games (11 starts) at the University of Georgia and recorded 55 receptions for 851 yards (15.5 avg.) with eight touchdowns.
- Joined the Broncos as a free agent on Nov. 21, 2016.
- Entered the NFL with Baltimore as a college free agent on May 14, 2013.

**CAREER TRANSACTIONS:** Signed by Baltimore as a college free agent 5/14/13; Waived by Baltimore 5/13/16; Signed by Denver 7/27/16; Waived by Denver 8/4/16; Signed by Denver 11/21/16.



**2016:** Brown spent time competing with Denver in training camp before being released on Aug. 4... Signed by Denver to the active roster on Nov. 21... Was inactive vs. K.C. (11/27) and at Jac. (12/4).

**2015:** Brown appeared in 10 games (2 starts) for Baltimore, catching 14 passes for 112 yards (8.0 avg.)... Saw action in the first 10 games of the season before being inactive the remaining six contests.

**2014:** Brown played 14 games (1 starts) for Baltimore, posting 24 catches for 255 yards (10.6 avg.)... Helped Baltimore's offense set franchise single-season records in yards (5,838) and points scored (409)... Made a pair of special-teams stops in his in postseason debut in the AFC Wild Card Game at Pit. (1/3)... Started his first-career postseason game and led the team with 5 receptions for 39 yards (7.8 avg.) in the AFC Divisional Playoff Game at N.E. (1/10).

**2013:** Brown, who entered the NFL with Baltimore as a college free agent, set career-highs in receptions (49), receiving yards (524) and touchdowns (7)... Matched a Ravens' rookie record with seven receiving scores... Made his first career start in his NFL debut at Den. (9/5)... Scored a pair of touchdowns at Cle. (11/3)... Earned Pepsi Next Rookie of the Week honors in Week 14 after setting career highs in receptions (7) and receiving yards (92) vs. Min. (12/8).

**COLLEGE:** Brown appeared in 40 career games (11 starts) at the University of Georgia, recording 55 receptions for 851 yards (15.5 avg.) and 8 touchdowns... Registered four-career 100-yard receiving contests in his collegiate career... Played eight games (6 starts) as a senior in 2012, catching 27 receptions for 469 yards (17.4 avg.) with 4 touchdowns before suffering a season-ending knee injury... Saw action in 12 games (5 starts) as a junior, recording 15 catches for 234 yards (15.6 avg.) and 3 touchdowns.

**PERSONAL:** Brown attended the Harding Academy in Memphis, Tenn., where he became the first Memphis private-schooler to be named a Parade All-American in 2009... Earned USA Today All-USA second-team honors as a high school senior in addition to being named Tennessee's Mr. Football in 2008... Also was named all-state in basketball... Marlon Brown was born on April 22, 1991, in Memphis, Tenn.



### BROWN'S REGULAR SEASON RECORD

		RECEIVING							SCORING					
Year	Club	G	S	No.	Yds.	Avg.	LG	TD	TD	TDr	TDp	TDrt	2pt	Pts.
2013	Baltimore	14	12	49	524	10.7	59	7	7	0	7	0	0	42
2014	Baltimore	14	1	24	255	10.6	22	0	0	0	0	0	0	0
2015	Baltimore	10	2	14	112	8.0	22	0	0	0	0	0	0	0
2016	Denver	0	0	0	0	—	—	0	0	0	0	0	0	0
CAREER TOTALS		38	15	87	891	10.2	59	7	7	0	7	0	0	42

**ADDITIONAL STATISTICS:** *Special-teams tackles — 2014 (1), 2015 (1), TOTAL (2). Miscellaneous tackles — 2013 (4), 2014 (2), 2015 (1), TOTAL (7). Rushed one time for -2 yards vs. Green Bay (10/13/13).*

### BROWN'S POSTSEASON RECORD

		RECEIVING							SCORING					
Year	Club	G	S	No.	Yds.	Avg.	LG	TD	TD	TDr	TDp	TDrt	2pt	Pts.
2014	Baltimore	2	1	6	48	8.0	13	0	0	0	0	0	0	0
CAREER TOTALS		2	1	6	48	8.0	13	0	0	0	0	0	0	0

*Special-teams tackles — 2014 (2), TOTAL (2)*

### FOWLER'S SINGLE-GAME HIGHS

*(Postseason in parentheses)*

**Receptions** — 7 vs. Minnesota, 12/8/13 (5 at New England, 1/10/15). **Receiving yards** — 92 vs. Minnesota, 12/8/13 (39 at New England, 1/10/15). **Receiving touchdowns** — 2 at Cleveland, 11/3/13 (none).

### MARLON BROWN'S 2016 GAME-BY-GAME

*(Victories asterisked)*

2016 DENVER (8-4)			RECEIVING					SCORING	
Date	Opponent	P/S	No.	Yds.	Avg.	LG	TD	2pt.	Pts.
Nov 27	vs. Kansas City								
Dec 4	at Jacksonville*								
<b>Season Totals</b>			<b>0/0</b>	<b>0</b>	<b>0</b>	<b>—</b>	<b>—</b>	<b>0</b>	<b>0</b>

SIGNED BY DENVER NOV. 11  
INACTIVE  
INACTIVE





# ANDY JANOVICH

32

FULLBACK



6-1 • 238 • NEBRASKA

BORN: May 23, 1993, in Gretna, Neb.

HIGH SCHOOL: Gretna (Neb.) High School

ACQUIRED: Draft #6 (176th overall), 2016

NFL YEAR: 1st • YEAR WITH BRONCOS: 1st

NFL GAMES PLAYED/STARTED: 11/5

## JANOVICH AT A GLANCE:

- A rookie fullback who appeared in 50 games (10 starts) for the University of Nebraska, contributing on offense and special teams.
- Led Nebraska with 13 special-teams tackles in 2015, earning honorable mention All-Big Ten Conference accolades.
- Attended Gretna (Neb.) High School, where he was named first-team All-Nebraska by the *Omaha World-Herald* as a linebacker,
- Selected by the Broncos in the sixth round (176th overall) of the 2016 NFL Draft.



**2016:** Selected by the Broncos in the sixth round (176th overall) of the 2016 NFL Draft, Janovich scored on a 28-yard touchdown run on his first NFL carry vs. Car. (9/8)... Became just the third player in franchise history over the last 30 years to score on his first career rushing attempt... Caught one pass for 11 yards vs. Ind. (9/18)... Started his first NFL game, rushed once for two yards and caught one pass for 13 yards at Cin. (9/25)... Made one special-teams tackle at T.B. (10/2)... Rushed once for 2 yards vs. Atl. (10/9)... Saw action at S.D. (10/13)... Caught one pass for 12 yards and carried one time for one yard vs. Hou. (10/24)... Played on offense and special teams vs. S.D. (10/30) and at Oak. (11/6)... Caught one pass for nine yards at N.O. (11/13)... Started at fullback vs. K.C. (11/27).

**COLLEGE:** Janovich appeared in 50 games (10 starts) for the University of Nebraska, contributing on offense at fullback and on various special-teams units... Appeared in 13 games (6 starts) as a senior, finishing with 42 carries for 265 yards (6.3 avg.) with three touchdowns and led the team with 13 special-teams tackles... Totaled 113 yards of offense vs. Southern Miss (9/27)... Saw action in 13 games (2 starts) and caught one pass for 16 yards in 2014... Awarded a scholarship prior to the start of his sophomore season and played 13 games, but did not register any statistics.

**HIGH SCHOOL:** Janovich attended Gretna (Neb.) High School, where he was named first-team All-Nebraska by the *Omaha World-Herald* as a linebacker and was part of the *Lincoln Journal Star's* second-team Super State squad as a senior... Led Gretna to the Nebraska Class B semifinals in his senior campaign, leading the team with 112 tackles and rushing for 799 yards with 18 touchdowns... Selected to play in the Nebraska Shrine Bowl... Enjoyed a perfect record during final two seasons in wrestling, winning the 2012 Class B 220-pound championship with a 46-0 record and 2011 the 189-pound title with a 53-0 record.

**PERSONAL:** Janovich majored in management at the University of Nebraska... Named to the Nebraska Scholar-Athlete Honor Roll in the spring of 2013... Andy Janovich was born on May 23, 1993, in Gretna, Neb.

## JANOVICH'S REGULAR SEASON RECORD

Year	Club	RUSHING								RECEIVING				SCORING					
		G	S	No.	Yds.	Avg.	LG	TD		No.	Yds.	Avg.	LG	TD	TD	TDp	TDrt	2pt	Pts.
2016	Denver	11	5	4	33	8.3	28t	1		5	44	8.8	13	0	1	1	0	0	6
<b>CAREER TOTALS</b>		<b>11</b>	<b>5</b>	<b>4</b>	<b>33</b>	<b>8.3</b>	<b>28t</b>	<b>1</b>		<b>5</b>	<b>44</b>	<b>8.8</b>	<b>13</b>	<b>0</b>	<b>1</b>	<b>1</b>	<b>0</b>	<b>0</b>	<b>6</b>

**ADDITIONAL STATISTICS:** Special-teams tackles — 2016 (2), TOTAL (2)

## JANOVICH'S SINGLE-GAME HIGHS

(Postseason in parentheses)

**Rushes** — 1, 3x, last vs. Houston, 10/24/16. **Rushing yards** — 28 vs. Carolina, 9/8/16. **Longest rush** — 28t vs. Carolina, 9/8/16. **Rushing touchdowns** — 1 vs. Carolina, 9/8/16. **Receptions** — 1, 4x, last at New Orleans, 11/13/16. **Receiving yards** — 13 at Cincinnati, 9/25/16. **Longest reception** — 13 at Cincinnati, 9/25/16.



**ANDY JANOVICH'S 2016 GAME-BY-GAME**

*(Victories asterisked)*

2016 DENVER (7-4)		RUSHING						RECEIVING				SCORING			
Date	Opponent	P/S	No.	Yds.	Avg.	LG	TD	No.	Yds.	Avg.	LG	TD	2pt.	Pts.	
Sep 8	vs. Carolina*	P	1	28	28.0	28t	1	0	0	—	—	0	0	6	
Sep 18	vs. Indianapolis*	P	0	0	—	—	0	1	11	11.0	11	0	0	0	
Sep 25	at Cincinnati*	S	1	2	2.0	2	0	1	13	13.0	13	0	0	0	
Oct 2	at Tampa Bay*	P	0	0	—	—	0	0	0	—	—	0	0	0	
Oct 9	vs. Atlanta	S	1	2	2.0	2	0	0	0	—	—	0	0	0	
Oct 13	at San Diego	P	0	0	—	—	0	0	0	—	—	0	0	0	
Oct 24	vs. Houston*	S	1	1	1.0	1	0	1	12	12.0	12	0	0	0	
Oct 30	vs. San Diego*	S	0	0	—	—	0	0	0	—	—	0	0	0	
Nov 6	at Oakland	P	0	0	—	—	0	0	0	—	—	0	0	0	
Nov 13	at New Orleans*	P	0	0	—	—	0	1	9	9.0	9	0	0	0	
Nov 27	vs. Kansas City	S	0	0	—	—	0	1	-1	-1.0	-1	0	0	0	
<b>Season Totals</b>			<b>11/5</b>	<b>4</b>	<b>33</b>	<b>8.3</b>	<b>28t</b>	<b>1</b>	<b>5</b>	<b>44</b>	<b>8.8</b>	<b>13</b>	<b>0</b>	<b>0</b>	<b>6</b>





## VANCE WALKER

96

### DEFENSIVE END

6-2 • 305 • 8TH YR. • GEORGIA TECH

BORN: April 26, 1987, in Fort Mill, S.C.

HIGH SCHOOL: Fort Mill (S.C.) High School

ACQUIRED: Unrestricted Free Agent, 2015

NFL YEAR: 8th • YEAR WITH BRONCOS: 2nd

NFL GAMES PLAYED/STARTED: 104/32 • POSTSEASON GP/GS: 7/2



### WALKER AT A GLANCE:

- An eighth-year defensive end who appeared in 104 regular-season games (32 starts) and seven postseason contests (2 starts) with Atlanta (2009-12), Oakland (2013), Kansas City (2014) and Denver (2015) during his first seven NFL seasons.
- Totaled 172 tackles (120 solo), 12 sacks (73 yds.), two passes defended, three forced fumbles and one fumble recovery in his career.
- Produced multiple sacks in each of his last five seasons (2011-15), including two sacks (16 yds.) for the Broncos in 2015 while adding 33 tackles (22 solo).
- Started a personal-best 15 games for the Raiders in 2013, totaling a career-high 40 tackles (29 solo) and three sacks (15 yds.).
- Played 49 games (29 starts) for Georgia Tech, racking up 110 tackles (69 solo), 13 sacks, four forced fumbles and three fumble recoveries.
- Named a finalist for the 2008 Bednarik Award, presented annually to the nation's top defensive player, and was a first-team All-Atlantic Coast Conference selection his senior year.
- Joined the Broncos as a free agent on March 12, 2015.
- Selected by the Falcons in the seventh round (210th overall) of the 2009 NFL Draft.

**CAREER TRANSACTIONS:** Signed by Atlanta as a draft choice 6/5/09; Waived by Atlanta 9/5/09; Signed by Atlanta (practice squad) 9/6/09; Signed by Atlanta (active roster) 9/21/09; Signed by Oakland as an unrestricted free agent 3/18/13; Signed by Kansas City as an unrestricted free agent 3/14/14; Released by Kansas City 3/6/15; Signed by Denver 3/12/15.



**2016:** Walker saw action on defense and special teams at Chi. (8/11)... Placed on injured reserve on Aug. 19.

**2015:** Walker posted 33 tackles (22 solo) and two sacks (16 yds.) while playing 15 regular-season games (4 starts) in his first season in Denver... Notched five tackles (3 solo) in Denver's three postseason contests... Started and made three tackles in his Broncos debut vs. Bal. (9/13)... Recorded a career-best six tackles (3 solo) vs. K.C. (11/15)... Posted two tackles (1 solo) in Denver's AFC Divisional Playoff Game vs. Pit. (1/17)... Registered one solo stop in Denver's AFC Championship Game vs. N.E. (1/24)... Posted a pair of tackles (1 solo) in Denver's Super Bowl 50 victory vs. Car. (2/7).

**2014:** Walker played all 16 games (2 starts) with Kansas City, finishing with 19 tackles (14 solo) and two sacks (14 yds.)... Registered a season-high four tackles (3 solo) at Ari. (12/7)... Matched his career-high with five tackles (3 solo) at Cle. (10/18).

**2013:** Walker started all 15 games he appeared in for Oakland, totaling a career-high 40 tackles (29 solo), three sacks (15 yds.) and seven tackles for a loss... Tied his career high with five solo tackles, including one sack (6 yds.), at K.C. (10/13).

**2012:** Walker saw action in all 16 games (9 starts) for Atlanta, recording 32 tackles (21 solo), three sacks (20 yds.) and one forced fumble... Started both postseason contests and registered six tackles (4 solo) and one sack (8 yds.)... Posted a season-high four tackles each at S.D. (9/23) and at N.O. (11/11).

**2011:** Walker played all 16 games for Atlanta, totaling 18 tackles (13 solo), two sacks (8 yds.), one forced fumble and one fumble recovery... Posted his first career sack (4 yds.) at Hou. (12/4).

**2010:** Walker saw action in all 16 games (1 start) for Atlanta, recording 13 tackles (8 solo) and two passes defended... Tied his career high with five tackles (4 solo) vs. Cin. (10/24)... Appeared in his first career postseason contest in Atlanta's NFC Divisional Playoff Game vs. G.B. (1/15).

**2009:** Selected by Atlanta in the seventh round (210th overall) of the 2009 NFL Draft, Walker played 10 games (1 start) and recorded 13 tackles (8 solo) and two passes defended in his rookie campaign... Totaled a season-high three solo tackles vs. Was. (11/8).

**COLLEGE:** Walker saw action in 49 games (29 starts) at Georgia Tech and produced 110 tackles (69 solo), 13 sacks, four forced fumbles and three fumble recoveries during his career... Named a first-team All-Atlantic Coast Conference selection as a junior and a senior and was chosen as a finalist for the 2008 Bednarik



Award, presented annually to the nation's top defensive player.

**PERSONAL:** Walker prepped at Fort Mill (S.C.) High School, where he recorded 17.5 sacks and 41 tackles for loss as a senior... Vance Walker was born on April 26, 1987.

### WALKER'S REGULAR SEASON RECORD

Year	Club	G	S	UT	A	TT	S-Yds.	I-Yds.	PD	FF	FR	TD-Int.	TD-FR	S	Pts.
2009	Atlanta	10	1	13	2	15	0-0	0-0	2	0	0	0	0	0	0
2010	Atlanta	16	1	8	7	15	0-0	0-0	0	0	0	0	0	0	0
2011	Atlanta	16	0	13	5	18	2-8	0-0	0	1	1	0	0	0	0
2012	Atlanta	16	9	21	11	32	3-20	0-0	0	1	0	0	0	0	0
2013	Oakland	15	15	29	11	40	3-15	0-0	0	0	0	0	0	0	0
2014	Kansas City	16	2	14	5	19	2-14	0-0	0	0	0	0	0	0	0
2015	Denver	15	4	22	11	33	2-16	0-0	0	0	0	0	0	0	0
<b>CAREER TOTALS</b>		<b>104</b>	<b>32</b>	<b>123</b>	<b>16</b>	<b>172</b>	<b>12-73</b>	<b>0-0</b>	<b>2</b>	<b>2</b>	<b>1</b>	<b>0</b>	<b>0</b>	<b>0</b>	<b>0</b>

### WALKER'S POSTSEASON RECORD

Year	Club	G	S	UT	A	TT	S-Yds.	I-Yds.	PD	FF	FR	TD-Int.	TD-FR	S	Pts.
2010	Atlanta	1	0	0	0	0	0-0	0-0	0	0	0	0	0	0	0
2011	Atlanta	1	0	0	0	0	0-0	0-0	0	0	0	0	0	0	0
2012	Atlanta	2	2	4	2	6	1-8	0-0	0	0	0	0	0	0	0
2015	Denver	3	0	3	2	5	0-0	0-0	0	0	0	0	0	0	0
<b>CAREER TOTALS</b>		<b>7</b>	<b>2</b>	<b>7</b>	<b>4</b>	<b>11</b>	<b>1-8</b>	<b>0-0</b>	<b>0</b>	<b>0</b>	<b>0</b>	<b>0</b>	<b>0</b>	<b>0</b>	<b>0</b>

### WALKER'S SINGLE GAME HIGHS

*(Postseason in parentheses)*

**Tackles** — 6 vs. Kansas City, 11/15/15 (4 vs. Seattle, 1/13/13). **Sacks** — 1, 11 times, last vs. Cincinnati, 12/28/15 (1 vs. Seattle, 1/13/13). **Sack yards** — 10 vs. Tennessee, 9/7/14 (8 vs. Seattle, 1/13/13).

### VANCE WALKER'S 2016 GAME-BY-GAME

*(Victories asterisked)*

2016 DENVER (0-0)		TACKLES									
Date	Opponent	P/S	UT	A	TT	S-Yds.	I-Yds.	PD	FF	FR	
Aug 11	at Chicago*	P	0	0	0	0-0	0-0	0	0	0	
<b>Preseason Totals</b>		<b>1/0</b>	<b>0</b>	<b>0</b>	<b>0</b>	<b>0-0</b>	<b>0-0</b>	<b>0</b>	<b>0</b>	<b>0</b>	



WON 8, LOST 5										* RUSHING										No.	Yds	Avg	Long	TD
09/08 W 21-20	Carolina						76,843	Booker						149	511	3.4	18	3						
09/18 W 34-20	Indianapolis						76,379	C. Anderson						110	437	4.0	28	4						
09/25 W 29-17	at Cincinnati						63,850	Forsett LG						50	153	3.1	11	0						
10/02 W 27- 7	at Tampa Bay						60,375	Forsett TM						6	17	2.8	9	0						
10/09 L 16-23	Atlanta						76,802	Bibbs						29	129	4.4	24	0						
10/13 L 13-21	at San Diego						58,904	Siemian						25	58	2.3	14	0						
10/24 W 27- 9	Houston						76,865	Janovich						4	33	8.3	28t	1						
10/30 W 27-19	San Diego						76,756	Lynch						11	25	2.3	10	0						
11/06 L 20-30	at Oakland						54,957	Thompson						3	6	2.0	3	1						
11/13 W 25-23	at New Orleans						73,138	Sanders						1	4	4.0	4	0						
11/27 L 27-30 OT	Kansas City						76,819	Norwood						1	0	0.0	0	0						
12/04 W 20-10	at Jacksonville						63,075	TEAM						339	1220	3.6	28t	9						
12/11 L 10-13	at Tennessee						68,780	OPPONENTS						390	1654	4.2	50	12						
12/18	New England							* RECEIVING						No.	Yds	Avg	Long	TD						
12/25	at Kansas City							Thomas						76	925	12.2	55t	5						
01/01	Oakland							Sanders						75	958	12.8	64	5						
		Denv.					Opp.	Booker						21	153	7.3	22	0						
TOTAL FIRST DOWNS		243					252	Norwood						19	203	10.7	36t	1						
Rushing		64					83	Green						18	211	11.7	31	0						
Passing		154					140	C. Anderson						16	128	8.0	25t	1						
Penalty		25					29	Forsett LG						16	69	4.3	11	0						
3rd Down: Made/Att	64/177						70/191	Forsett TM						3	18	6.0	11	0						
3rd Down Pct.	36.2						36.6	Derby LG						12	125	10.4	17	0						
4th Down: Made/Att	7/11						6/14	Derby TM						12	125	10.4	17	0						
4th Down Pct.	63.6						42.9	Taylor						11	127	11.5	35	2						
POSSESSION AVG.	28:46						31:14	Fowler						10	140	14.0	76t	2						
TOTAL NET YARDS	4265						4039	Latimer						5	48	9.6	16	0						
Avg. Per Game	328.1						310.7	Janovich						5	44	8.8	13	0						
Total Plays	835						879	Phillips TM						5	40	8.0	16	1						
Avg. Per Play	5.1						4.6	Bibbs						2	75	37.5	69t	1						
NET YARDS RUSHING	1220						1654	Heuerman						2	48	24.0	29	0						
Avg. Per Game	93.8						127.2	TEAM						280	3243	11.6	76t	18						
Total Rushes	339						390	OPPONENTS						244	2595	10.6	53	10						
NET YARDS PASSING	3045						2385	* INTERCEPTIONS						No.	Yds	Avg	Long	TD						
Avg. Per Game	234.2						183.5	Talib						3	86	2								



# DENVER BRONCOS 2016 DEFENSIVE STATISTICS (8-5)

(based on press box totals)

	PLAYER	TT	UT	AT	Sk.	Yds.	Int.	Yds.	TFL	QBH	PD	FF	FR
1	T.J. Ward	81	66	15	1	8	1	23	1	4	8	3	2
2	Todd Davis	66	45	21	0.5	2.5	0	0	0	4	3	0	1
3	Von Miller	60	48	12	13.5	65	0	0	12	22	3	2	0
4	Chris Harris Jr.	56	52	4	0	0	2	36	1	0	11	1	1
5	Darian Stewart	52	43	9	0	0	3	36	1	2	5	0	1
	Brandon Marshall	52	39	13	0	0	0	0	2	0	3	0	0
7	Derek Wolfe	47	34	13	5.5	32	0	0	4	19	3	0	0
8	Shane Ray	42	28	14	6	36.5	0	0	5	16	0	0	2
9	Jared Crick	39	22	17	2	13.5	0	0	4	11	6	1	0
10	Bradley Roby	36	31	5	1	0	2	102	0	0	8	1	0
11	Corey Nelson	35	22	13	0	0	0	0	1	1	4	0	0
12	Aqib Talib	30	24	6	0	0	3	86	1	0	12	0	0
13	Sylvester Williams	25	18	7	1	7	0	0	3	5	1	0	0
14	Shaquil Barrett	24	16	8	1.5	14.5	0	0	4	3	2	0	0
15	Justin Simmons	16	14	2	1	9	0	0	1	1	1	0	0
	Billy Winn	16	7	9	0	0	0	0	0	0	0	0	1
17	DeMarcus Ware	13	9	4	4	22	0	0	3	8	1	0	0
18	Will Parks	12	8	4	0	0	1	1	0	0	1	0	0
19	Adam Gotsis	9	1	8	0	0	0	0	0	3	0	0	0
20	Zaire Anderson	6	4	2	0	0	0	0	0	0	0	0	0
21	Darius Kilgo	5	2	3	0	0	0	0	0	1	0	0	0
22	Kayvon Webster	4	3	1	0	0	0	0	1	0	1	0	0
23	Lorenzo Doss	3	3	0	0	0	0	0	0	0	2	0	0
	Dekoda Watson	3	2	1	0	0	0	0	0	0	0	0	0
25	Shiloh Keo	1	1	0	0	0	0	0	0	0	0	0	0
	Taurean Nixon	1	1	0	0	0	0	0	0	0	0	0	0
27	TEAM	0	0	0	1	0	0	0	0	0	0	0	0
	<b>TOTALS</b>	<b>734</b>	<b>543</b>	<b>191</b>	<b>38</b>	<b>210</b>	<b>12</b>	<b>284</b>	<b>44</b>	<b>100</b>	<b>75</b>	<b>8</b>	<b>8</b>

## SPECIAL TEAMS STATISTICS (based on press box totals)

	PLAYER	TT	UT	AT	FF	FR	BK	BP	TD
1	Dekoda Watson	9	6	3	0	0	0	0	0
2	Corey Nelson	7	7	0	0	0	0	0	0
	Zaire Anderson	7	5	2	1	0	0	0	0
4	Justin Simmons	6	5	1	0	0	1	0	0
5	Kayvon Webster	4	4	0	0	0	0	0	0
	Cody Latimer	4	4	0	0	0	0	0	0
7	Will Parks	3	3	0	0	1	0	0	0
	Brandon McManus	3	3	0	0	0	0	0	0
	Bennie Fowler	3	3	0	0	0	0	0	0
	Jordan Taylor	3	2	1	0	1	0	0	0
	Shaquil Barrett	3	1	2	0	0	1	0	0
12	Andy Janovich	2	2	0	0	0	0	0	0
	Kapri Bibbs	2	2	0	0	0	0	0	0
14	Shiloh Keo	1	1	0	0	2	0	0	0
	Casey Kreiter	1	1	0	0	0	0	0	0
	Thomas Gafford	1	1	0	0	0	0	0	0
	Juwan Thompson	1	0	1	0	0	0	0	0
18	Jordan Norwood	0	0	0	0	1	0	0	0
	<b>TOTALS</b>	<b>60</b>	<b>50</b>	<b>10</b>	<b>1</b>	<b>5</b>	<b>2</b>	<b>0</b>	<b>0</b>

**MIS. TACKLES:** Garcia 3, Stephenson 3, Okung 2, Booker 1, Green 1, Sanders 1, Schofield 1, Siemian 1, Thomas 1

**MIS. FUMBLE RECOVERIES:** Booker 2, Bibbs 1, Lynch 1, Okung 1, Sanders 1

**MIS. FORCED FUMBLES:** None

**TWO-POINT CONVERSION STOPS:** None

**DEFENSIVE TOUCHDOWNS:** Talib (46-yd. INT ret. vs. Ind., 9/18), Ray (15-yd. FUM ret. vs. Ind., 9/18), Roby (49-yd. INT ret. Vs. S.D., 10/30), Roby (51-yd. INT ret. At Jac., 12/4)

**BLOCKED PUNTS:** None

**BLOCKED KICKS:** Barrett (PAT vs. S.D., 10/30), Simmons (PAT at N.O., 11/13)



# BRONCOS 2016 GAME-BY-GAME PARTICIPATION

	vs. Car. (9/18)	vs. Ind. (9/18)	at Cin. (9/25)	at T.B. (10/2)	vs. Atl. (10/9)	at S.D. (10/13)	vs. Hou. (10/24)	vs. S.D. (10/30)	at Oak. (11/6)	at N.O. (11/13)	vs. K.C. (11/27)	at Jac. (12/4)	at Ten. (12/11)	vs. N.E. (12/18)	at K.C. (12/25)	vs. Oak. (1/1)	P	-	S	-	DNP	-	INA
Anderson, C.J.	RB	RB	RB	RB	RB	RB	RB	IR	IR	IR	IR	IR	IR				7	-	7	-	0	-	0
Anderson, Zaire	P	P	P	P	P	P	P	P	P	P	P	P	P				13	-	0	-	0	-	0
Barrett, Shaquil	P	P	P	P	P	P	P	P	P	P	P	P	P				13	-	0	-	0	-	0
Bibbs, Kapri	P	P	P	P	P	P	P	P	P	P	P	P	IR				12	-	0	-	0	-	0
Booker, Devontae	P	P	P	P	P	P	P	RB	RB	RB	RB	RB	RB				13	-	6	-	0	-	0
Brown, Marlon	NWT	NWT	NWT	NWT	NWT	NWT	NWT	NWT	NWT	NWT	INA	INA	IR				0	-	0	-	0	-	2
Crick, Jared	DE	DE	DE	DE	DE	DE	DE	DE	DE	DE	DE	DE	DE				13	-	13	-	0	-	0
Davis, Austin	INA	INA	INA	INA	DNP	INA	INA	INA	INA	INA	INA	DNP	INA				0	-	0	-	3	-	10
Davis, Todd	ILB	ILB	ILB	ILB	ILB	ILB	ILB	ILB	ILB	ILB	ILB	ILB	ILB				13	-	13	-	0	-	0
Derby, A.J.	NWT	NWT	NWT	NWT	NWT	NWT	NWT	INA	TE	P	P	TE	TE				9*	-	3	-	0	-	4*
Dixon, Riley	P	P	P	P	P	P	P	P	P	P	P	P	P				13	-	0	-	0	-	0
Doss, Lorenzo	INA	INA	INA	INA	P	INA	INA	P	P	P	INA	INA	INA				4	-	0	-	0	-	9
Ferentz, James	DNP	P	P	DNP	DNP	DNP	DNP	P	P	DNP	DNP	P	P				6	-	0	-	7	-	0
Fowler, Bennie	INA	INA	P	P	P	P	P	P	P	P	P	INA	P				10	-	0	-	0	-	3
Gafford, Thomas	NWT	NWT	NWT	NWT	NWT	NWT	NWT	NWT	NWT	NWT	P	P	P				3	-	0	-	0	-	0
Garcia, Max	LG	LG	LG	LG	LG	LG	LG	LG	LG	LG	LG	LG	LG				13	-	13	-	0	-	0
Gause, Quentin	NWT	NWT	NWT	NWT	NWT	NWT	PS	PS	PS	PS	PS	PS	P				1	-	0	-	0	-	0
Gotsis, Adam	P	P	P	P	P	P	P	P	P	P	P	P	P				13	-	0	-	0	-	0
Green, Virgil	TE	P	INA	INA	INA	TE	TE	TE	TE	TE	TE	TE	TE				10	-	9	-	0	-	3
Harris Jr., Chris	RCB	RCB	RCB	RCB	RCB	RCB	RCB	RCB	RCB	RCB	RCB	RCB	RCB				13	-	13	-	0	-	0
Heuerman, Jeff	INA	INA	P	P	P	INA	P	P	P	P	DNP	P	P				9	-	0	-	1	-	3
Janovich, Andy	P	P	FB	P	FB	P	FB	FB	P	P	FB	IR	IR				11	-	5	-	0	-	0
Keo, Shiloh	SUS	SUS	P	INA	P	P	INA	NWT	NWT	NWT	NWT	NWT	NWT				3	-	0	-	0	-	2
Kilgo, Darius	P	P	P	P	P	P	P	P	INA	P	NWT	NWT	NWT				9	-	0	-	0	-	1
Kreiter, Casey	P	P	P	P	P	P	P	P	P	P	INA	INA	INA				10	-	0	-	0	-	3
Latimer, Cody	P	WR	P	P	P	P	INA	INA	INA	P	INA	P	P				9	-	1	-	0	-	4
Lynch, Paxton	DNP	DNP	DNP	P	QB	DNP	DNP	DNP	DNP	DNP	DNP	QB	DNP				3	-	2	-	10	-	0
Marshall, Brandon	ILB	ILB	ILB	ILB	ILB	ILB	ILB	INA	ILB	ILB	ILB	ILB	INA				11	-	11	-	0	-	2
McGovern, Connor	INA	INA	INA	INA	INA	INA	INA	INA	INA	INA	INA	INA	INA				0	-	0	-	0	-	13
McManus, Brandon	P	P	P	P	P	P	P	P	P	P	P	P	P				13	-	0	-	0	-	0
Miller, Von	SLB	SLB	SLB	SLB	SLB	SLB	SLB	SLB	SLB	SLB	SLB	SLB	SLB				13	-	13	-	0	-	0
Nelson, Corey	P	P	P	P	P	P	P	P	ILB	P	P	P	ILB				13	-	2	-	0	-	0
Nixon, Taurean	PS	PS	PS	PS	PS	PS	PS	PS	P	INA	PS	PS	PS				1	-	0	-	0	-	1
Norwood, Jordan	WR	WR	P	WR	P	WR	P	P	P	WR	P	P	INA				12	-	5	-	0	-	1
Okung, Russell	LT	LT	LT	LT	LT	LT	LT	LT	LT	LT	LT	LT	LT				13	-	13	-	0	-	0
Paradis, Matt	C	C	C	C	C	C	C	C	C	C	C	C	C				13	-	13	-	0	-	0
Parks, Will	P	P	P	P	P	P	P	P	P	P	P	P	P				13	-	0	-	0	-	0
Peko, Kyle	INA	INA	PS	PS	PS	PS	PS	PS	PS	PS	PS	PS	PS				0	-	0	-	0	-	2
Phillips, John	P	P	TE	TE	TE	P	P	NWT	NWT	NWT	NWT	NWT	NWT				8	-	3	-	0	-	0
Ray, Shane	P	P	WLB	WLB	WLB	WLB	WLB	WLB	WLB	WLB	P	P	P				13	-	8	-	0	-	0
Raymond, Kalif	PS	PS	PS	PS	PS	PS	PS	PS	PS	PS	PS	P	P				2	-	0	-	0	-	0
Roby, Bradley	P	P	P	P	P	P	P	LCB	LCB	LCB	P	P	P				13	-	3	-	0	-	0
Sambrailo, Ty	INA	INA	RT	RT	RT	INA	P	P	DNP	P	RT	P	P				9	-	4	-	1	-	3
Sanders, Emmanuel	WR	WR	WR	WR	WR	WR	WR	WR	WR	WR	WR	WR	WR				13	-	13	-	0	-	0
Schofield, Michael	RG	RG	RG	RG	RG	RG	RG	RG	RG	RG	RG	RG	RG				13	-	13	-	0	-	0
Siemian, Trevor	QB	QB	QB	QB	INA	QB	QB	QB	QB	QB	QB	INA	QB				11	-	11	-	0	-	2
Simmons, Justin	P	P	INA	P	INA	INA	P	P	P	P	P	P	P				10	-	0	-	0	-	3
Stephenson, Donald	RT	RT	INA	INA	INA	RT	RT	RT	RT	RT	P	RT	RT				10	-	9	-	0	-	3
Stewart, Darian	FS	FS	FS	FS	FS	FS	FS	FS	FS	FS	FS	FS	FS				13	-	13	-	0	-	0
Talib, Aqib	LCB	LCB	LCB	LCB	LCB	LCB	LCB	INA	INA	INA	LCB	LCB	LCB				10	-	10	-	0	-	3
Taylor, Jordan	P	P	P	P	P	P	P	P	P	P	P	P	P				13	-	0	-	0	-	0
Thomas, Demaryius	WR	WR	WR	WR	WR	WR	WR	WR	WR	WR	WR	WR	WR				13	-	13	-	0	-	0
Thompson, Juwan	PS	PS	PS	PS	PS	PS	PS	P	P	INA	P	P	P				5	-	0	-	0	-	1
Turner, Billy	NWT	NWT	NWT	NWT	NWT	NWT	INA	INA	INA	INA	INA	INA	INA				5*	-	2*	-	0	-	7*
Ward, T.J.	SS	SS	SS	SS	SS	SS	SS	SS	SS	SS	SS	SS	SS				13	-	13	-	0	-	0
Ware, DeMarcus	WLB	WLB	INA	INA	INA	INA	INA	P	P	P	WLB	WLB	WLB				8	-	5	-	0	-	5
Watson, Dekoda	P	P	P	P	P	P	P	P	P	P	P	P	P				13	-	0	-	0	-	0
Webster, Kayvon	P	P	P	P	INA	P	P	P	INA	P	P	P	P				11	-	0	-	0	-	2
Weems, Darrion	P	P	P	P	P	P	NWT	NWT	NWT	NWT	NWT	NWT	NWT				6	-	0	-	0	-	0
Williams, Sylvester	NT	NT	NT	NT	NT	NT	NT	NT	NT	NT	NT	NT	NT				13	-	13	-	0	-	0
Winn, Billy	P	P	P	P	P	P	P	P	P	DE	P	P	P				13	-	1	-	0	-	0
Wolfe, Derek	DE	DE	DE	DE	DE	DE	DE	DE	DE	INA	DE	DE	DE				12	-	12	-	0	-	1

KEY: IR-injured reserve; DNP-did not play; NFI-non-football injury; NWT-not with team; PS-practice squad; SUS-suspended

\*Includes games with other NFL teams



## 2016 GAME-BY-GAME STARTERS

## OFFENSE

[illegible]

## DEFENSE

[illegible]



# DENVER BRONCOS 2016 PLAY COUNTS

Quarterbacks												
Name	Pos	G	GS	OffPI	OffPI/G	OffPI%	DefPI	DefPI/G	DefPI%	SpTmPI	SpTmPI/G	SpTmPI%
Trevor Siemian	QB	11	11	701	63.7	93.2	0	0.0	0.0	0	0.0	0.0
Paxton Lynch	QB	3	2	176	58.7	89.3	0	0.0	0.0	0	0.0	0.0
Running Backs												
Name	Pos	G	GS	OffPI	OffPI/G	OffPI%	DefPI	DefPI/G	DefPI%	SpTmPI	SpTmPI/G	SpTmPI%
Devontae Booker	RB	13	6	402	30.9	45.8	0	0.0	0.0	0	0.0	0.0
C.J. Anderson	RB	7	7	313	44.7	65.9	0	0.0	0.0	0	0.0	0.0
Andy Janovich	FB	11	5	235	21.4	31.0	0	0.0	0.0	186	16.9	56.9
Kapri Bibbs	RB	12	0	93	7.8	11.5	0	0.0	0.0	205	17.1	56.9
Justin Forsett	RB	1	0	27	27.0	41.5	0	0.0	0.0	0	0.0	0.0
Juwan Thompson	RB	5	0	8	1.6	2.5	0	0.0	0.0	75	15.0	47.2
Receivers												
Name	Pos	G	GS	OffPI	OffPI/G	OffPI%	DefPI	DefPI/G	DefPI%	SpTmPI	SpTmPI/G	SpTmPI%
Emmanuel Sanders	WR	13	13	754	58.0	86.0	0	0.0	0.0	0	0.0	0.0
Demaryius Thomas	WR	13	13	739	56.8	84.3	0	0.0	0.0	2	0.2	0.5
Virgil Green	TE	10	9	444	44.4	66.5	0	0.0	0.0	63	6.3	21.0
Jordan Norwood	WR	12	5	408	34.0	50.2	0	0.0	0.0	68	5.7	18.9
Jordan Taylor	WR	13	0	196	15.1	22.3	0	0.0	0.0	153	11.8	39.7
Bennie Fowler	WR	10	0	181	18.1	26.1	0	0.0	0.0	151	15.1	50.7
A.J. Derby	TE	5	3	157	31.4	46.6	0	0.0	0.0	27	5.4	17.2
John Phillips	TE	8	3	151	18.9	28.0	0	0.0	0.0	69	8.6	30.3
Cody Latimer	WR	9	1	128	14.2	20.8	0	0.0	0.0	145	16.1	57.1
Jeff Heuerman	TE	9	0	126	14.0	21.2	0	0.0	0.0	0	0.0	0.0
Kalif Raymond	WR	2	0	0	0.0	0.0	0	0.0	0.0	22	11.0	37.9
Offensive Linemen												
Name	Pos	G	GS	OffPI	OffPI/G	OffPI%	DefPI	DefPI/G	DefPI%	SpTmPI	SpTmPI/G	SpTmPI%
Max Garcia	G	13	13	877	67.5	100.0	0	0.0	0.0	59	4.5	15.3
Matt Paradis	C	13	13	877	67.5	100.0	0	0.0	0.0	59	4.5	15.3
Michael Schofield	T	13	13	877	67.5	100.0	0	0.0	0.0	59	4.5	15.3
Russell Okung	T	13	13	864	66.5	98.5	0	0.0	0.0	59	4.5	15.3
Donald Stephenson	T	10	9	555	55.5	83.1	0	0.0	0.0	40	4.0	13.3
Ty Sambrailo	T	9	4	241	26.8	38.8	0	0.0	0.0	13	1.4	4.8
Darrion Weems	T	6	0	114	19.0	27.7	0	0.0	0.0	25	4.2	14.8
James Ferentz	C	5	0	3	0.6	0.9	0	0.0	0.0	7	1.4	4.8
Casey Kreiter	C	10	0	0	0.0	0.0	0	0.0	0.0	95	9.5	33.1
Thomas Gafford	C	3	0	0	0.0	0.0	0	0.0	0.0	37	12.3	37.8
Defensive Linemen												
Name	Pos	G	GS	OffPI	OffPI/G	OffPI%	DefPI	DefPI/G	DefPI%	SpTmPI	SpTmPI/G	SpTmPI%
Jared Crick	DE	13	13	0	0.0	0.0	762	58.6	81.1	108	8.3	28.1
Derek Wolfe	DE	12	12	0	0.0	0.0	633	52.8	71.2	41	3.4	11.5
Sylvester Williams	NT	13	13	0	0.0	0.0	526	40.5	56.0	64	4.9	16.6
Billy Winn	DE	13	1	0	0.0	0.0	264	20.3	28.1	54	4.2	14.0
Adam Gotsis	DE	13	0	0	0.0	0.0	129	9.9	13.7	12	0.9	3.1
Darius Kilgo	DT	9	0	0	0.0	0.0	81	9.0	13.1	5	0.6	2.0
Linebackers												
Name	Pos	G	GS	OffPI	OffPI/G	OffPI%	DefPI	DefPI/G	DefPI%	SpTmPI	SpTmPI/G	SpTmPI%
Von Miller	LB	13	13	0	0.0	0.0	759	58.4	80.7	0	0.0	0.0
Brandon Marshall	LB	11	10	0	0.0	0.0	596	54.2	75.3	31	2.8	9.4
Todd Davis	LB	13	13	0	0.0	0.0	565	43.5	60.1	85	6.5	22.1
Shane Ray	LB	13	7	0	0.0	0.0	546	42.0	58.1	0	0.0	0.0
Corey Nelson	LB	13	3	0	0.0	0.0	343	26.4	36.5	267	20.5	69.4
Shaquil Barrett	LB	13	0	0	0.0	0.0	331	25.5	35.2	214	16.5	55.6
DeMarcus Ware	LB	8	6	0	0.0	0.0	261	32.6	43.6	0	0.0	0.0
Zaire Anderson	LB	13	0	0	0.0	0.0	41	3.2	4.4	226	17.4	58.7
Dekoda Watson	LB	13	0	0	0.0	0.0	39	3.0	4.1	321	24.7	83.4
Quentin Gause	LB	1	0	0	0.0	0.0	0	0.0	0.0	0	0.0	0.0
Defensive Backs												
Name	Pos	G	GS	OffPI	OffPI/G	OffPI%	DefPI	DefPI/G	DefPI%	SpTmPI	SpTmPI/G	SpTmPI%
T.J. Ward	S	13	13	0	0.0	0.0	912	70.2	97.0	0	0.0	0.0
Chris Harris Jr.	CB	13	13	0	0.0	0.0	905	69.6	96.3	0	0.0	0.0
Darian Stewart	S	13	13	0	0.0	0.0	881	67.8	93.7	42	3.2	10.9
Aqib Talib	CB	10	10	0	0.0	0.0	669	66.9	92.5	37	3.7	12.5
Bradley Roby	CB	13	3	0	0.0	0.0	596	45.8	63.4	22	1.7	5.7
Will Parks	S	13	0	0	0.0	0.0	203	15.6	21.6	271	20.8	70.4
Justin Simmons	S	10	0	0	0.0	0.0	162	16.2	21.9	222	22.2	74.5
Lorenzo Doss	CB	4	0	0	0.0	0.0	72	18.0	25.4	23	5.8	19.5
Kayvon Webster	CB	11	0	0	0.0	0.0	57	5.2	7.2	213	19.4	65.9
Taurean Nixon	CB	1	0	0	0.0	0.0	4	4.0	4.7	17	17.0	53.1
Shiloh Keo	S	3	0	0	0.0	0.0	1	0.3	0.5	69	23.0	79.3
Special Teams												
Name	Pos	G	GS	OffPI	OffPI/G	OffPI%	DefPI	DefPI/G	DefPI%	SpTmPI	SpTmPI/G	SpTmPI%
Riley Dixon	P	13	0	0	0.0	0.0	0	0.0	0.0	134	10.3	34.8
Brandon McManus	K	13	0	0	0.0	0.0	0	0.0	0.0	129	9.9	33.5



## BRONCOS 2016 GAME-BY-GAME STATISTICS

	vs. Car. (9/8)	vs. Ind. (9/18)	at Cin. (9/25)	at T. B. (10/2)	vs. Atl. (10/9)	at S.D. (10/13)	vs. Hou. (10/24)	vs S.D. (10/30)	at Oak. (11/6)	at N.O. (11/13)	vs. K.C. (11/27)	at Jax. (12/4)	at Tenn. (12/11)	vs N.E. (12/18)	at K.C. (12/25)	vs. Oak. (1/1)	REG. SEASON TOTAL
<b>First Downs</b>																	
Total	21	24	21	22	18	16	19	15	13	24	21	10	19				243
Rushing	9	7	3	4	5	6	11	5	1	3	6	5	0				65
Passing	11	13	13	14	10	10	9	10	9	20	12	5	19				155
Penalty	1	4	5	4	3	0	0	0	3	1	3	1	0				25
<b>Third-Down Efficiency</b>																	
Converted	5	5	6	3	4	6	3	5	3	11	9	1	3				64
Attempts	10	11	12	13	16	15	11	15	11	19	20	13	11				177
Efficiency	50.0%	45.0%	50.0%	23.0%	25.0%	40.0%	27.0%	33.0%	27.0%	58.0%	45.0%	8.0%	27.0%				36.2%
<b>Fourth-Down Efficiency</b>																	
Converted	1	0	0	0	4	0	0	0	0	0	1	0	1				7
Attempts	1	0	0	0	4	1	0	1	1	0	1	0	2				11
Efficiency	100.0%	0.0%	0.0%	0.0%	100.0%	0.0%	0.0%	0.0%	0.0%	0.0%	100.0%	0.0%	50.0%				63.6%
<b>Total Offense</b>																	
Net Yards	307	400	355	307	267	304	347	324	299	337	464	206	348				4265
Plays	57	65	60	67	65	68	60	64	51	83	77	54	64				835
Avg./play	5.4	6.2	5.9	4.6	4.1	4.5	5.8	5.1	5.9	4.1	6.0	3.8	5.4				5.1
<b>Rushing</b>																	
Net Yards	148	134	52	89	84	84	190	57	33	103	124	104	18				1220
Attempts	29	31	23	32	24	16	35	25	12	37	38	28	9				339
Avg./rush	5.1	4.3	2.3	2.8	3.5	5.3	5.4	2.3	2.8	2.8	3.3	3.7	2.0				3.6
TFL - yds.	1-1	4-5	2-2	3-5	0-0	2-6	0-0	5-9	1-2	2-5	6-8	3-4	1-2				30-49
<b>Passing</b>																	
Net Yards	159	266	303	218	183	220	157	267	266	234	340	102	330				3045
Sacks	2	1	2	4	6	2	0	1	2	6	5	2	3				36
Yds. Lost	19	0	9	20	40	10	0	9	17	24	28	2	20				198
Gross Yds.	178	266	312	238	223	230	157	276	283	258	368	104	350				3243
Attempts	26	33	35	31	35	50	25	38	37	40	34	12	53				449
Compl.	18	22	23	19	23	30	14	20	18	25	20	24	36				292
Pct.	69.2%	66.7%	65.7%	61.3%	65.7%	60.0%	56.0%	52.6%	48.6%	62.5%	58.8%	50.0%	69.2%				60.9%
Int.	2	1	0	0	1	0	0	1	1	2	0	0	0				8
Avg./play	5.7	7.8	8.2	6.2	4.5	4.2	6.3	7.3	6.8	5.1	8.7	3.9	6.0				7.1
<b>Kickoffs</b>																	
No.	4	8	6	6	5	5	6	6	4	6	7	5	3				71
In End Zone-TB	3-3	6-6	4-4	4-4	2-2	2-2	4-3	5-4	2-2	5-4	6-5	3-3	2-1				48-33
<b>Punts</b>																	
No.	3	2	5	7	6	5	6	5	6	3	9	11	5				73
Yards	140	98	231	330	290	221	255	253	267	124	271	506	207				3193
Avg.	46.7	49.0	46.2	47.1	48.3	44.2	42.5	50.6	44.5	41.3	45.2	46.0	41.4				43.7
Net Avg.	42.7	39.0	41.4	41.9	43.8	38.6	40.7	47.8	39.2	40.0	40.5	40.8	38.0				41.2
Had Blocked	0	0	0	0	0	0	0	0	0	0	0	0	0				0
<b>Kicks, Had Blocked</b>																	
Field Goals-PATs	0-0	0-0	0-1	0-0	0-0	0-0	0-0	0-0	0-0	0-0	0-0	0-0	0-0				0-1
<b>Punt Returns</b>																	
No.	2	2	1	2	1	3	3	2	1	2	5	4	2				30
Yards	26	26	11	12	17	17	33	15	12	17	14	40	21				261
Avg.	13.0	13.0	11.0	6.0	17.0	5.7	11.0	7.5	12.0	8.5	2.8	10.0	10.5				8.7
<b>Kickoff Returns</b>																	
No.	0	0	3	0	3	2	1	0	4	3	0	3	0				19
Yards	0	0	83	0	65	46	19	0	79	0	0	0	0				292
Avg.	0.0	0.0	27.7	0.0	21.7	23.0	19.0	0.0	19.8	0.0	0.0	0.0	0.0				15.4
<b>Interception Returns</b>																	
No.	1	1	1	2	0	0	0	3	0	2	0	2	0				12
Yards	0	46	1	40	0	0	0	97	0	11	0	87	0				282
Avg.	0.0	46.0	1.0	20.0	0.0	0.0	0.0	32.3	0.0	5.5	0.0	43.5	0.0				23.5
<b>Penalties</b>																	
Number	4	8	5	9	8	12	7	6	12	1	15	4	9				100
Yds. Lost	22	54	41	88	57	103	83	45	104	10	97	32	87				823
<b>Fumbles</b>																	
No.	1	0	1	0	3	2	1	4	1	0	3	0	2				18
Lost	1	0	1	0	0	2	0	2	1	0	1	0	2				10
<b>Touchdowns</b>																	
Total TDs	3	3	4	3	1	1	3	3	2	2	3	2	1				31
Rush	2	1	0	1	0	0	2	2	0	0	0	1	0				9
Pass	1	0	4	2	1	1	1	0	2	2	3	0	1				18
Returns	0	2	0	0	0	0	0	1	0	0	0	1	0				4
<b>Extra Points</b>																	
Made-Attempts	3-3	3-3	2-4	3-3	1-1	1-1	3-3	3-3	2-2	2-2	3-3	2-2	1-1				29-31
Kicking Md.-Att.	3-3	2-2	2-3	3-3	1-1	1-1	3-3	3-3	2-2	2-2	3-3	2-2	1-1				28-29
Rushing Md.-Att.	0-0	0-0	0-1	0-0	0-0	0-0	0-0	0-0	0-0	0-0	0-0	0-0	0-0				0-1
Passing Md.-Att.	0-0	1-1	0-0	0-0	0-0	0-0	0-0	0-0	0-0	0-0	0-0	0-0	0-0				1-1
<b>Field Goals</b>																	
Made-Attempts	0-0	4-5	1-1	2-2	3-3	2-3	2-2	2-2	2-2	3-4	2-3	2-2	1-1				26-30
<b>Red Zone Efficiency</b>																	
Scored-Attempts	1-2	1-4	2-3	3-4	1-2	1-2	3-5	2-6	0-0	2-5	1-3	1-2	1-3				20-41
Efficiency	50.0%	25.0%	67.0%	75.0%	50.0%	50.0%	60.0%	33.0%	0.0%	40.0%	33.0%	50.0%	33.0%				48.8%
<b>Goal-to-Go Efficiency</b>																	
Scored-Attempts	1-1	1-2	2-3	1-2	1-1	1-1	3-4	2-4	0-0	1-1	1-1	1-1	1-3				16-24
Efficiency	100.0%	50.0%	67%	50.0%	100.0%	100.0%	75.0%	50.0%	0.0%	100.0%	100.0%	100.0%	33.0%				66.7%
Safeties	0	0	0	0	0	0	0	0	0	0	0	0	0				0
Total Points	21	34	29	27	16	13	27	27	20	25	27	20	10				296
Time of Poss. Avg.	27:41	30:41	27:54	31:24	31:08	26:32	30:38	26:52	18:32	39:22	37:19	25:26	27:33				28:46



# OPPONENTS 2016 GAME-BY-GAME STATISTICS

	vs. Car. (9/8)	vs. Ind. (9/18)	at Cin. (9/25)	at T. B. (10/2)	vs. Atl. (10/9)	at S. D. (10/13)	vs. Hou. (10/24)	vs S. D. (10/30)	at Oak. (11/6)	at N. O. (11/13)	vs. K. C. (11/27)	at Jax. (12/4)	at Tenn. (12/11)	vs N. E. (12/18)	at K. C. (12/25)	vs. Oak. (1/1)	REG. SEASON TOTAL
<b>First Downs</b>																	
Total	21	19	20	15	19	16	14	21	30	19	23	19	16				252
Rushing	8	4	7	3	8	5	5	5	11	4	5	7	11				83
Passing	12	11	12	9	10	9	8	14	12	15	14	10	4				140
Penalty	1	4	1	3	1	2	1	2	7	0	4	2	1				29
<b>Third-Down Efficiency</b>																	
Converted	9	6	5	5	2	3	7	7	5	4	5	6	6				70
Attempts	15	14	12	16	12	13	18	17	14	9	17	18	16				191
Efficiency	60.0%	43.0%	42.0%	31.0%	17.0%	23.0%	39.0%	41.0%	36.0%	44.0%	29.0%	33.0%	38.0%				36.6%
<b>Fourth-Down Efficiency</b>																	
Converted	0	1	0	0	2	1	0	0	0	0	1	1	0				6
Attempts	0	1	1	1	3	1	2	2	0	0	1	2	0				14
Efficiency	0.0%	100.0%	0.0%	0.0%	67.0%	100.0%	0.0%	0.0%	0.0%	0.0%	100.0%	50.0%	0.0%				42.9%
<b>Total Offense</b>																	
Net Yards	333	253	332	215	372	265	271	369	397	373	273	333	253				4039
Plays	68	66	64	66	62	60	67	77	76	51	76	81	65				879
Avg./play	5.7	7.8	8.2	6.2	4.5	4.4	4.0	4.8	5.2	7.3	3.6	4.1	3.9				4.6
<b>Rushing</b>																	
Net Yards	157	83	143	72	122	99	140	123	218	80	83	154	180				1654
Attempts	32	21	29	26	32	29	25	26	43	21	26	38	42				390
Avg./rush	4.9	4.0	4.9	2.8	3.8	3.4	5.6	4.7	5.1	3.8	3.2	4.1	4.3				4.2
TFL - yds.	0-0	0-0	2-5	2-6	2-5	5-7	0-0	1-1	1-3	1-1	0-0	1-2	0-0				15-30
<b>Passing</b>																	
Net Yards	176	170	189	143	250	166	131	246	179	293	190	179	73				2385
Sacks	3	5	4	5	2	2	1	4	2	1	6	1	2				38
Yds. Lost	18	27	17	36	17	12	0	21	5	10	30	2	15				210
Gross Yds.	194	197	206	179	267	178	131	267	184	303	220	181	88				2595
Attempts	33	40	31	35	28	29	41	47	31	29	44	42	21				451
Compl.	18	21	21	17	15	18	22	20	20	21	26	19	6				244
Pct.	54.5%	52.5%	67.7%	48.6%	53.6%	62.1%	53.7%	42.6%	64.5%	72.4%	59.1%	45.2%	28.6%				54.1%
Int.	1	1	1	2	0	0	0	3	0	2	0	2	0				12
Avg./play	4.9	3.8	5.4	5.1	8.3	5.4	3.1	4.8	5.4	9.8	3.8	4.2	4.2				5.6
<b>Kickoffs</b>																	
No.	5	5	4	2	6	6	4	4	7	4	6	3	4				60
In End Zone-TB	5-5	5-5	4-1	2-2	6-3	6-4	3-3	4-4	6-3	3-3	6-6	3-3	4-4				57-46
<b>Punts</b>																	
No.	4	4	5	7	3	5	5	5	4	4	9	8	7				70
Yards	252	226	231	326	185	237	242	285	169	163	431	369	308				3424
Avg.	63.0	56.5	46.2	46.6	61.7	47.4	48.4	57.0	42.3	40.8	47.9	46.1	44.0				48.9
Net Avg.	46.5	45.0	40.0	42.0	56.0	44.0	41.8	46.0	39.3	36.5	44.1	41.1	38.1				42.6
Had Blocked	0	0	0	0	0	0	0	0	0	0	0	0	0				0
<b>Kicks, Had Blocked</b>																	
Field Goals-PATs	0-0	0-0	0-0	0-0	0-0	0-0	0-0	0-1	0-0	0-1	0-0	0-0	0-0				0-2
<b>Punt Returns</b>																	
No.	2	0	2	3	1	4	2	3	5	2	2	4	1				31
Yards	12	0	4	37	7	28	11	14	32	4	127	17	17				310
Avg.	6.0	0.0	2.0	12.3	7.0	7.0	5.5	4.7	6.4	2.0	14.0	4.3	17.0				10.0
<b>Kickoff Returns</b>																	
No.	1	2	2	2	1	2	3	2	2	2	2	1	2				24
Yards	9	47	40	27	17	12	42	42	41	45	127	0	37				486
Avg.	9.0	23.5	20.0	13.5	17.0	6.0	14.0	21.0	20.5	22.5	63.5	0.0	18.5				20.3
<b>Interception Returns</b>																	
No.	2	1	0	0	1	0	0	1	1	2	0	0	0				7
Yards	5	19	0	0	0	0	0	24	7	38	0	0	0				93
Avg.	2.5	19.0	0.0	0.0	0.0	0.0	0.0	24.0	7.0	19.0	0.0	0.0	0.0				13.3
<b>Penalties</b>																	
Number	8	8	9	9	7	3	2	8	8	3	9	6	5				85
Yds. Lost	85	94	69	69	78	20	15	52	72	25	71	65	55				770
<b>Fumbles</b>																	
No.	0	1	1	2	1	2	4	0	0	2	0	1	1				15
Lost	0	1	1	1	1	2	2	0	0	2	0	1	0				11
<b>Touchdowns</b>																	
Total TDs	2	2	2	1	2	1	0	3	3	3	3	1	1				24
Rush	1	1	2	1	1	0	0	0	3	0	1	1	1				12
Pass	1	1	0	0	1	1	0	2	0	3	1	0	0				10
Returns	0	0	0	0	0	0	0	1	0	0	1	0	0				2
<b>Extra Points</b>																	
Made-Attempts	2-2	2-2	2-2	1-1	2-2	1-1	0-0	1-3	3-3	2-3	3-3	1-1	1-1				21-24
Kicking Md.-Att.	2-2	2-2	2-2	1-1	2-2	1-1	0-0	1-2	3-3	2-3	2-2	1-1	1-1				20-22
Rushing Md.-Att.	0-0	0-0	0-0	0-0	0-0	0-0	0-0	0-0	0-0	0-0	0-0	0-0	0-0				0-0
Passing Md.-Att.	0-0	0-0	0-0	0-0	0-0	1-1	0-0	0-1	0-0	0-0	1-1	0-0	0-0				2-3
<b>Field Goals</b>																	
Made-Attempts	2-3	2-2	1-1	0-0	3-3	4-4	3-3	0-1	3-4	1-1	2-2	1-1	2-2				24-27
<b>Red Zone Efficiency</b>																	
Scored-Attempts	2-3	2-2	2-4	1-1	1-3	1-5	0-1	2-3	3-6	2-3	2-4	0-0	1-2				19-37
Efficiency	67.0%	100.0%	50.0%	100.0%	33.0%	20.0%	0.0%	67.0%	50.0%	67.0%	50.0%	0.0%	50.0%				51.4%
<b>Goal-to-Go Efficiency</b>																	
Scored-Attempts	1-1	2-2	2-2	0-0	1-1	1-2	0-0	1-2	3-3	2-2	1-1	0-0	1-2				15-17
Efficiency	100.0%	100.0%	100.0%	0.0%	100.0%	50.0%	0.0%	50.0%	100.0%	100.0%	100.0%	0.0%	50.0%				88.2%
<b>Safeties</b>																	
Total Points	20	20	17	7	23	21	9	19	30	23	30	10	13				242
Time of Poss. Avg.	32:19	29:19	32:06	28:36	28:52	33:28	29:22	33:08	41:28	20:38	37:39	34:34	32:27				31:14



# DENVER BRONCOS 2016 QUARTER-BY-QUARTER STATISTICS

## FIRST QUARTER

		Pts.	Yds.	Rush	Pass	1st Dwn.	3rd Dwn.		4th Dwn.			Penalties			
							Md.	Att.	Pct.	Md.	Att.	TOP	No.	Yds.	
Denver		0	96	28	77	7	2	3	67.0%	0	0	0.0%	9:33	0	0
vs. Car. (9/8)		7	76	44	32	4	1	2	50.0%	0	0	0.0%	5:27	1	15
Denver		3	132	33	99	5	0	3	0.0%	0	0	0.0%	8:59	0	0
vs. Ind. (9/16)		3	47	14	33	2	1	4	25.0%	0	0	0.0%	6:01	0	0
Denver		3	63	14	49	6	1	4	25.0%	0	0	0.0%	8:54	2	20
at Cin. (9/25)		7	91	75	16	4	1	2	50.0%	0	0	0.0%	6:06	3	24
Denver		7	52	1	51	3	0	1	0.0%	0	0	0.0%	3:13	0	0
at T.B. (10/2)		7	111	44	67	7	3	5	60.0%	0	0	0.0%	11:47	2	15
Denver		0	59	19	40	2	1	3	33.0%	0	0	0.0%	5:24	2	25
vs. Atl. (10/13)		10	118	31	87	7	1	4	25.0%	1	1	100.0%	9:36	2	10
Denver		0	21	6	15	1	0	1	0.0%	0	0	0.0%	2:22	1	5
at S.D. (10/13)		7	137	18	119	9	3	3	100.0%	0	0	0.0%	12:38	2	15
Denver		0	40	25	15	1	0	3	0.0%	0	0	0.0%	4:55	3	27
vs. Hou. (10/24)		6	85	65	20	3	3	7	43.0%	0	0	0.0%	10:05	0	0
Denver		3	78	1	77	3	1	5	20.0%	0	0	0.0%	7:37	2	10
vs. S.D. (10/30)		7	94	13	89	4	2	4	50.0%	0	0	0.0%	7:23	2	15
Denver		0	9	5	4	0	0	3	0.0%	0	0	0.0%	2:46	2	10
at Oak. (11/6)		6	137	34	103	9	1	3	33.0%	0	0	0.0%	12:14	0	0
Denver		7	96	42	54	6	3	4	75.0%	0	0	0.0%	9:43	0	0
at N.O. (11/13)		0	68	23	45	3	1	3	33.0%	0	0	0.0%	5:17	1	5
Denver		0	38	12	26	2	0	3	0.0%	0	0	0.0%	7:09	3	20
vs. K.C. (11/27)		0	54	29	25	4	1	3	33.0%	0	0	0.0%	7:51	2	15
Denver		0	52	8	44	3	1	4	25.0%	0	0	0.0%	7:26	0	0
at Jax. (12/4)		0	59	21	38	2	2	5	40.0%	0	0	0.0%	7:34	1	5
Denver		0	43	10	33	1	0	3	0.0%	0	0	0.0%	5:32	0	0
at Tenn. (12/11)		10	99	71	28	6	2	4	50.0%	0	0	0.0%	9:28	0	0
Denver															
vs. N.E. (12/18)															
Denver															
at K.C. (12/25)															
Denver															
vs. Oak. (1/1)															
DEN. REG. SEASON TOT.		23	779	204	584	40	9	40	22.5%	0	0	0.0%	6:25	15	117
OPP. REG. SEASON TOT.		70	1176	482	702	64	22	49	44.9%	1	1	100.0%	8:34	16	129

## THIRD QUARTER

		Pts.	Yds.	Rush	Pass	1st Dwn.	3rd Dwn.			4th Dwn.		Pct.	TOP	Penalties	
							Md.	Att.	Pct.	Md.	Att.			No.	Yds.
Denver		0	89	34	55	7	0	1	0.0%	0	0	0.0%	8:03	1	10
vs. Car. (9/8)		0	32	26	13	1	0	3	0.0%	0	0	0.0%	6:57	3	35
Denver		3	51	35	16	4	1	2	50.0%	0	0	0.0%	6:57	3	14
vs. Ind. (9/16)		7	82	49	33	6	2	2	100.0%	0	0	0.0%	8:03	2	19
Denver		0	16	13	3	0	0	1	0.0%	0	0	0.0%	2:07	0	0
at Cin. (9/25)		0	75	36	39	6	2	4	50.0%	0	0	0.0%	12:53	2	20
Denver		3	91	34	57	7	2	4	50.0%	0	0	0.0%	11:25	1	10
at T.B. (10/2)		0	-4	8	-12	0	0	2	0.0%	0	0	0.0%	3:35	1	5
Denver		0	57	15	46	2	0	3	0.0%	1	1	100.0%	6:52	3	20
vs. Atl. (10/13)		7	103	11	88	4	1	3	33.0%	0	0	0.0%	8:08	2	20
Denver		0	69	36	33	3	0	3	0.0%	0	0	0.0%	7:50	5	60
at S.D. (10/13)		9	91	61	30	4	0	3	0.0%	0	0	0.0%	7:10	1	5
Denver		3	87	43	44	4	0	2	0.0%	0	0	0.0%	6:34	3	46
vs. Hou. (10/24)		7	71	53	18	5	3	4	75.0%	0	0	0.0%	8:26	0	0
Denver		7	60	21	39	4	1	1	100.0%	0	0	0.0%	5:33	0	0
vs. S.D. (10/30)		6	112	38	74	6	3	4	75.0%	0	0	0.0%	9:27	1	7
Denver		0	60	8	52	4	1	3	33.0%	0	0	0.0%	5:38	3	16
at Oak. (11/6)		0	53	49	4	4	1	3	33.0%	0	0	0.0%	9:22	2	32
Denver		0	112	29	83	6	3	5	60.0%	0	0	0.0%	9:34	0	0
at N.O. (11/13)		14	128	18	110	8	1	1	100.0%	0	0	0.0%	5:26	0	0
Denver		7	69	21	48	4	2	3	67.0%	1	1	100.0%	5:50	1	5
vs. K.C. (11/27)		7	74	29	45	5	2	4	50.0%	0	0	0.0%	9:10	1	5
Denver		7	14	-1	15	0	0	2	0.0%	0	0	0.0%	3:38	2	10
at Jax. (12/4)		0	86	53	33	7	2	5	40.0%	0	0	0.0%	11:22	1	5
Denver		0	116	8	108	5	1	3	33.0%	1	1	100.0%	9:03	3	25
at Tenn. (12/11)		0	37	37	0	2	0	2	0.0%	0	0	0.0%	5:57	0	0
Denver															
vs. N.E. (12/18)															
Denver															
at K.C. (12/25)															
Denver															
vs. Oak. (1/1)															
DEN. REG. SEASON TOT.		30	891	296	599	50	11	33	33.3%	3	3	100.0%	6:51	25	216
OPP. REG. SEASON TOT.		57	940	468	475	58	17	40	42.5%	0	0	0.0%	8:08	16	148

## SECOND QUARTER

	3rd Dwn.											Penalties		
	Pts.	Yds.	Rush	Pass	1st Dwn.	Md. Att.	Pct.	Md. Att.	Pct.	TOP	No.	Yds.		
Denver	7	82	67	15	3	1	2	50.0%	0	0	0.0%	3:55	2	7
vs. Car. (9/8)	10	134	55	79	10	5	5	100.0%	0	0	0.0%	11:05	2	15
Denver	10	162	15	116	11	3	3	100.0%	0	0	0.0%	9:32	1	10
vs. Ind. (9/16)	3	25	46	10	2	1	3	33.0%	0	0	0.0%	5:28	1	16
Denver	13	108	13	95	6	3	4	75.0%	0	0	0.0%	6:28	2	16
at Cin. (9/25)	7	75	28	47	6	2	3	67.0%	0	0	0.0%	8:32	1	5
Denver	10	71	27	64	6	1	5	20.0%	0	0	0.0%	7:12	5	48
at T.B. (10/2)	0	42	20	39	3	1	5	20.0%	0	0	0.0%	7:48	4	29
Denver	3	17	25	-8	3	0	4	0.0%	1	1	100.0%	7:29	1	2
vs. Atl. (10/13)	3	75	49	26	6	0	3	0.0%	1	1	100.0%	7:31	2	23
Denver	3	39	15	24	1	1	5	20.0%	0	0	0.0%	7:11	1	5
at S.D. (10/13)	3	36	7	29	2	0	4	0.0%	1	1	100.0%	7:49	0	0
Denver	14	158	71	26	1	1	1	100.0%	0	0	0.0%	10:08	1	10
vs. Hou. (10/24)	0	38	12	87	11	0	2	0.0%	0	0	0.0%	4:52	2	15
Denver	7	77	18	59	3	1	4	25.0%	0	1	0.0%	5:12	4	35
vs. S.D. (10/30)	0	59	22	37	5	1	5	20.0%	0	0	0.0%	9:48	2	10
Denver	10	136	18	118	6	2	4	50.0%	0	0	0.0%	7:44	3	38
at Oak. (11/6)	14	104	90	14	2	2	4	50.0%	0	0	0.0%	7:16	4	20
Denver	3	85	27	58	6	3	5	60.0%	0	0	0.0%	9:33	1	10
at N.O. (11/13)	3	82	18	64	5	1	3	33.0%	0	0	0.0%	5:27	0	0
Denver	3	86	44	42	6	2	6	33.0%	0	0	0.0%	10:12	3	24
vs. K.C. (11/27)	9	-5	3	-8	0	0	3	0.0%	0	0	0.0%	4:48	3	25
Denver	10	101	68	33	6	0	2	0.0%	0	0	0.0%	7:13	0	0
at Jax. (12/4)	3	99	31	68	5	2	4	50.0%	0	0	0.0%	7:47	3	40
Denver	0	76	2	74	4	0	1	0.0%	0	0	0.0%	4:09	4	37
at Tenn. (12/11)	3	91	67	24	7	4	6	67.0%	0	0	0.0%	10:51	4	40
Denver														
vs. N.E. (12/18)														
Denver														
at K.C. (12/25)														
Denver														
vs. Oak. (1/1)														
DEN. REG. SEASON TOT.	93	1198	410	716	62	18	46	39.1%	1	2	50.0%	7:23	28	242
OPP. REG. SEASON TOT.	58	855	448	516	64	19	50	38.0%	2	2	100.0%	7:36	26	238

## FOURTH QUARTER

Team Season														
	Pts.	Yds.	Rush	Pass	1st Dwn.	Md. Att.	3rd Dwn.	Pct.	Md. Att.	4th Dwn.	Pct.	TOP	Penalties	
													No. Yds.	
Denver	14	40	19	31	4	2	4	50.0%	1	1	100.0%	6:10	1	5
vs. Car. (9/8)	3	91	32	70	6	3	5	60.0%	0	0	0.0%	8:50	1	20
Denver	7	55	20	35	4	1	3	33.0%	0	0	0.0%	5:13	4	30
vs. Ind. (9/16)	18	99	5	111	9	2	5	40.0%	1	1	100.0%	9:47	5	59
Denver	13	168	12	156	9	2	3	67.0%	0	0	0.0%	10:25	1	5
at Cin. (9/25)	3	91	4	87	4	0	3	0.0%	0	1	0.0%	4:35	1	20
Denver	7	93	27	66	6	0	3	0.0%	0	0	0.0%	9:34	3	30
vs. Atl. (10/2)	0	66	10	73	5	1	4	25.0%	0	1	0.0%	5:26	2	20
Denver	13	134	29	105	11	3	6	50.0%	2	2	100.0%	11:23	2	10
vs. Atl. (10/13)	3	76	27	49	2	0	2	0.0%	0	1	0.0%	3:37	1	15
Denver	10	175	27	148	11	5	6	83.0%	0	1	0.0%	9:09	5	33
at S.D. (10/13)	2	1	13	-12	1	2	3	0.0%	0	0	0.0%	5:51	0	0
Denver	6	62	51	11	3	2	5	40.0%	0	0	0.0%	9:01	0	0
vs. Hous. (10/24)	0	77	10	67	5	1	5	20.0%	0	2	0.0%	5:59	0	0
Denver	10	109	17	92	5	2	5	40.0%	0	0	0.0%	8:32	0	0
vs. S.D. (10/30)	6	104	50	54	6	1	4	25.0%	0	2	0.0%	6:28	3	20
Denver	10	94	2	92	3	0	1	0.0%	0	1	0.0%	2:24	4	40
at Oak. (11/6)	10	103	45	58	10	1	4	25.0%	0	0	0.0%	12:36	2	20
Denver	15	44	5	39	6	2	5	40.0%	0	0	0.0%	10:32	0	0
at N.O. (11/13)	6	95	21	74	3	1	2	50.0%	0	0	0.0%	4:28	2	20
Denver	14	12	15	188	4	2	3	67.0%	0	0	0.0%	4:43	6	38
vs. K.C. (11/27)	8	24	7	75	9	2	6	33.0%	1	1	0.0%	10:17	2	14
Denver	3	39	29	10	1	0	5	0.0%	0	0	0.0%	7:09	2	22
at Jax. (12/4)	7	89	49	40	5	0	4	0.0%	1	2	50.0%	7:51	1	15
Denver	10	113	-2	115	9	2	4	50.0%	0	1	0.0%	8:49	2	25
at Tenn. (12/11)	0	26	5	21	1	0	4	0.0%	0	0	0.0%	6:11	1	15
Denver														
vs. N.E. (12/18)														
Denver														
at K.C. (12/25)														
Denver														
vs. Oak. (1/1)														
OPP. REG. SEASON TOT.	132	1138	251	1088	76	23	53	43.4%	3	6	50.0%	7:55	30	238
DEN. REG. SEASON TOT.	66	942	278	767	66	12	51	23.5%	3	11	27.3%	7:04	24	238



# DENVER BRONCOS 2016 HALF-BY-HALF STATISTICS

FIRST HALF																	
	Pts.	Yds.	Rush	Pass	1st Dwn.	3rd Dwn.			4th Dwn.			TOP		Penalties			
						Md.	Att.	Pct.	Md.	Att.	Pct.			No.	Yds.		
Denver	7	178	95	92	10	3	5	60.0%	0	0	0.0%	13:28	2	7			
vs. Car. (9/8)	17	210	99	111	14	6	7	86.0%	0	0	0.0%	16:32	3	30			
Denver	13	294	79	215	16	3	6	50.0%	0	0	0.0%	18:31	1	10			
vs. Ind. (9/18)	6	72	29	53	4	2	7	29.0%	0	0	0.0%	11:29	1	16			
Denver	16	171	27	144	12	4	8	50.0%	0	0	0.0%	15:22	4	36			
at Cin. (9/25)	14	166	103	63	10	3	5	60.0%	0	0	0.0%	14:38	4	29			
Denver	17	123	28	115	9	1	6	17.0%	0	0	0.0%	10:25	5	48			
at T.B. (10/2)	7	153	54	106	10	4	10	40.0%	0	0	0.0%	19:35	6	44			
Denver	3	76	44	32	5	1	7	14.0%	1	1	100.0%	12:53	3	27			
vs. Atl. (10/13)	13	193	80	113	13	1	7	14.0%	2	2	100.0%	17:07	4	43			
Denver	3	60	21	39	2	1	6	17.0%	0	0	0.0%	9:33	2	10			
at S.D. (10/13)	10	173	25	148	11	3	7	43.0%	1	1	100.0%	20:27	2	15			
Denver	6	198	96	102	12	1	4	25.0%	0	0	0.0%	15:03	4	37			
vs. Hou. (10/24)	14	123	77	46	4	3	9	33.0%	0	0	0.0%	14:57	2	15			
Denver	10	155	19	136	6	2	9	22.0%	0	0	0.0%	12:47	6	45			
vs. S.D. (10/30)	7	153	35	118	9	3	9	33.0%	0	0	0.0%	17:13	4	25			
Denver	10	145	23	122	6	2	7	29.0%	0	0	0.0%	10:30	5	48			
at Oak. (11/6)	20	241	124	117	16	3	7	43.0%	0	0	0.0%	19:30	4	20			
Denver	10	181	69	112	12	6	9	67.0%	0	0	0.0%	19:16	1	10			
at N.O. (11/13)	3	150	41	109	8	2	6	33.0%	0	0	0.0%	10:44	1	5			
Denver	3	124	56	68	8	2	9	22.0%	0	0	0.0%	17:21	6	44			
vs. K.C. (11/27)	9	49	32	17	4	1	6	17.0%	0	0	0.0%	12:39	5	40			
Denver	10	153	76	77	9	1	6	17.0%	0	0	0.0%	14:39	0	0			
at Jax. (12/4)	3	158	52	106	7	4	9	44.0%	0	0	0.0%	15:21	4	45			
Denver	0	119	12	107	5	0	4	0.0%	0	0	0.0%	9:41	4	37			
at Tenn. (12/11)	13	190	138	52	13	6	10	60.0%	0	0	0.0%	20:19	4	40			
Denver																	
vs. N.E. (12/18)																	
Denver																	
at K.C. (12/25)																	
Denver																	
vs. Oak. (1/1)																	
DEN. REG. SEASON TOT.	108	1977	645	1361	112	27	86	31.4%	1	1	100.0%	13:48	43	359			
OPP. REG. SEASON TOT.	136	2631	889	1159	123	41	99	41.4%	3	3	100.0%	16:11	44	367			

SECOND HALF																	
	Pts.	Yds.	Rush	Pass	1st Dwn.	3rd Dwn.			4th Dwn.			TOP	Penalties				
						Md.	Att.	Pct.	Md.	Att.	Pct.		No.	Yds.			
Denver	14	129	53	86	11	2	5	40.0%	1	1	100.0%	14:13	2	15			
vs. Car. (9/8)	3	123	58	83	7	3	8	37.5%	0	0	0.0%	15:07	5	55			
Denver	21	106	55	51	8	2	5	40.0%	0	0	0.0%	12:10	7	44			
vs. Ind. (9/18)	14	181	54	144	15	4	7	57.1%	1	1	1.0%	17:50	7	78			
Denver	13	184	25	159	9	2	4	50.0%	0	0	0.0%	12:32	1	5			
at Cin. (9/25)	3	166	40	123	10	2	7	28.6%	0	1	0.0%	17:28	5	40			
Denver	10	184	61	123	11	2	7	20.0%	0	0	0.0%	20:59	4	40			
at T.B. (10/2)	0	62	18	44	3	1	6	16.7%	0	1	0.0%	9:01	3	25			
Denver	13	191	40	151	13	3	9	33.3%	3	3	100.0%	18:15	5	30			
vs. Atl. (10/13)	10	179	42	137	6	1	5	20.0%	0	1	0.0%	11:45	3	35			
Denver	10	244	63	181	14	5	9	55.6%	0	1	0.0%	16:59	10	93			
at S.D. (10/13)	11	92	74	30	5	0	6	0.0%	0	0	0.0%	13:01	1	5			
Denver	13	149	94	55	7	2	7	28.6%	0	0	0.0%	15:35	3	46			
vs. Hou. (10/24)	3	178	63	85	10	4	9	44.4%	0	2	0.0%	14:25	0	0			
Denver	17	169	38	131	9	3	6	50.0%	0	0	0.0%	14:05	0	0			
vs. S.D. (10/30)	12	216	88	128	12	4	8	50.0%	0	2	0.0%	15:55	4	27			
Denver	10	154	10	144	7	1	4	25.0%	0	1	0.0%	8:02	7	56			
at Oak. (11/6)	10	156	94	62	14	2	7	28.6%	0	0	0.0%	21:58	4	52			
Denver	15	156	34	122	12	5	10	50.0%	0	0	0.0%	20:06	0	0			
at N.O. (11/13)	20	223	39	184	11	2	3	66.7%	0	0	0.0%	9:54	2	20			
Denver	21	272	36	236	8	4	10	40.0%	1	1	100.0%	10:33	7	43			
vs. K.C. (11/27)	15	156	36	120	14	4	6	66.7%	1	1	100.0%	19:27	3	19			
Denver	10	53	28	25	1	0	7	0.0%	0	0	0.0%	10:47	4	32			
at Jax. (12/4)	7	175	102	73	12	2	9	22.2%	1	2	50.0%	19:13	2	20			
Denver	10	229	6	223	14	3	7	42.9%	1	2	50.0%	17:52	5	50			
at Tenn. (12/11)	0	63	42	21	3	0	6	0.0%	0	0	0.0%	12:08	1	15			
Denver																	
vs. N.E. (12/18)																	
Denver																	
at K.C. (12/25)																	
Denver																	
vs. Oak. (1/1)																	
DEN. REG. SEASON TOT.	177	2220	543	1687	124	34	90	37.8%	6	8	75.0%	14:46	48	454			
OPP. REG. SEASON TOT.	108	1970	750	1234	122	29	87	33.3%	3	11	27.3%	15:10	40	391			



# DENVER BRONCOS 2016

## TIME SPENT IN LEAD CHART

GAME	W/L	LED		TIED		BEHIND	
		TIME	PCT	TIME	PCT	TIME	PCT
vs. Car. (9/18)	W, 21-20	9:26:00	15.7%	17:02:00	28.4%	33:32:00	55.9%
vs. Ind. (9/18)	W, 34-20	34:44:00	57.9%	22:29:00	37.5%	2:47:00	4.6%
at Cin. (9/25)	W, 29-17	31:32:00	52.6%	3:53:00	6.5%	24:35:00	41.0%
at T.B. (10/2)	W, 27-7	49:00:00	81.7%	11:00:00	18.3%	0:00:00	0.0%
vs. Atl. (10/9)	L, 23-16	0:00:00	0.0%	3:42:00	6.2%	56:18:00	93.8%
at S.D. (10/13)	L, 21-13	0:00:00	0.0%	7:00:00	11.7%	53:00:00	88.3%
vs. Hou. (10/24)	W, 27-9	39:10:00	65.3%	7:49:00	13.0%	13:01:00	21.7%
vs. S.D. (10/30)	W, 27-19	42:51:00	71.4%	3:55:00	6.5%	13:14:00	22.1%
at Oak. (11/6)	L, 30-20	0:00:00	0.0%	4:39:00	7.8%	55:21:00	92.3%
at N.O. (11/13)	W, 25-23	30:38:00	51.1%	20:00:00	33.3%	9:22:00	15.6%
vs. K.C. (11/27)	L, 30-27 (OT)	19:14:00	25.7%	34:22:00	45.8%	21:22:00	28.5%
at Jac. (12/4)	W, 20-10	36:54:00	61.5%	18:59:00	31.6%	4:07:00	6.9%
at Ten. (12/11)	L, 13-10	0:00:00	0.0%	7:31:00	12.5%	52:29:00	87.5%
vs. N.E. (12/18)							
at K.C. (12/25)							
vs. Oak. (1/1)							
TOTAL		293:29:00	36.9%	162:21:00	20.4%	339:08:00	42.7%
AVERAGE		22:34:32		12:29:18		26:05:14	



## DENVER BRONCOS 2016 REGULAR SEASON LEADERS BY CATEGORY

Category	Player	AFC Rank	AFC Leader	NFL Rank	NFL Leader
Scoring	B. McManus- 106	3rd	J. Tucker, Bal.- 115	7th	M. Bryant, Atl.- 124
Rushing Yards	D. Booker- 511	15th	D.Murray, Ten.- 1135	24th	E. Elliott, Dal.- 1392
Passing Yards	T. Siemian- 2730	12th	P. Rivers, S.D.- 3589	25th	D. Brees, N.O.- 4170
Passer Rating	T. Siemian- 89.7	11th	T. Brady, N.E.- 113.6	19th	T. Brady, N.E.- 113.6
Receiving Yards	E. Sanders- 958	5th	T. Hilton, Ind.- 1203	8th	J. Jones, Atl.- 1253
Receptions	D. Thomas- 76	5th	A. Brown, Pit.- 93	9th	A. Brown, Pit.- 93
Gross Punting Avg	R. Dixon- 45.6	T-7th	P. McAfee, Ind.- 49.6	T-15th	P. McAfee, Ind.- 49.6
Net Punting Avg	R. Dixon- 41.2	T-2nd	P. McAfee, Ind.- 42.8	T-7th	J.Hekker, L.A.- 46.q
Interceptions	Two Players- 3	T-5th	C. Hayward, S.D.- 7	T-9th	C. Hayward, S.D.- 7
Sacks	V. Miller- 13.5	1st	Two Players- 13.5	T-1st	Two Players- 13.5
Kickoff Ret. Avg	C. Latimer- 24.7	22nd	Q. Enunwa, NYJ.- 54.0	24th	Q. Enunwa, NYJ.- 54.0
Punt Ret. Avg	J. Norwood- 8.7	5th	T. Hill, K.C.- 15.3	T-13th	T. Hill, K.C.- 15.3

## HOW THE BRONCOS RANK IN THE AFC AND NFL — 2016 REGULAR SEASON

Offense	Total	AFC Rank	AFC Leader	NFL Rank	NFL Leader
Points Per Game	22.8	9th	Oakland- 27.5	16th	Atlanta- 32.9
Total Yards Per Game	328.1	13th	New England- 395.8	25th	New Orleans- 418.3
Yards Per Play	5.11	14th	New England- 6.05	26th	Atlanta- 6.46
Rushing Yards Per Game	93.8	15th	Buffalo- 154.6	27th	Buffalo- 154.6
Net Passing Yds. Per Game	234.2	9th	New England- 280.3	19th	New Orleans- 313.9
Interceptions (fewest)	8	T-6th	New England- 2	T-10th	New England- 2
Sacks (fewest)	36	T-12th	Oakland- 13	T-26th	Oakland- 13
First Downs Per Game	18.7	T-12th	New England- 22.2	T-24th	New Orleans- 23.9
Third-Down Efficiency	36.16%	12th	Tennessee- 45.98%	25th	New Orleans- 48.31%
Fourth-Down Efficiency	63.64%	T-5th	Kansas City- 75.00%	T-7th	Dallas - 88.89%
Red-Zone Efficiency	46.34%	T-13th	Tennessee- 71.43%	T-27th	Tennessee- 71.43%
Kickoff Ret. Avg.	22.5	7th	Indianapolis- 26.3	12th	Philadelphia- 28.6
Punt Ret. Avg.	8.7	7th	Kansas City- 14.8	17th	Kansas City- 14.8
Defense	Total	AFC Rank	AFC Leader	NFL Rank	NFL Leader
Points Per Game	18.6	3rd	New England- 17.7	6th	Minnesota- 17.3
Total Yards Per Game	310.7	1st	Denver- 310.7	3rd	Arizona- 298.5
Yards Per Play	4.59	1st	Denver- 4.59	1st	Denver- 4.59
Rushing Yards Per Game	127.2	14th	Baltimore- 75.5	29th	Baltimore- 75.5
Net Passing Yds. Per Game	183.5	1st	Denver- 183.5	1st	Denver- 183.5
Interceptions Thrown (most)	12	T-6th	San Diego- 16	T-10th	San Diego- 16
Sacks (most)	38	1st	Denver- 38	2nd	Carolina- 39
First Downs Per Game	19.4	6th	Baltimore- 16.8	10th	Baltimore- 16.8
Third-Down Efficiency	36.65%	3rd	Miami- 33.93%	5th	Miami- 33.93%
Fourth-Down Efficiency	42.86%	T-7th	Houston- 18.18%	T-11th	Two Teams- 18.18%
Red-Zone Efficiency	51.35%	5th	Pittsburgh- 45.24%	10th	New York Giants- 43.24%
Kickoff Ret. Avg.	20.3	3rd	New England- 19.4	7th	Philadelphia- 18.4
Punt Ret. Avg.	6.8	5th	Kansas City- 5.0	8th	Los Angeles- 3.7

## 2016 DENVER BRONCOS WEEK-BY-WEEK NFL RANKINGS

Game	OFFENSE			DEFENSE		
	Total	Rush	Pass	Total	Rush	Pass
vs. Carolina (9/8)	20	6	29	14	31	7
vs. Indianapolis (9/18)	16	4	26	6	24	2
at Cincinnati (9/25)	T-21	14	20	7	27	4
at Tampa Bay (10/2)	20	13	22	4	22	2
vs Atlanta (10/9)	18	13	19	6	22	3
at San Diego (10/13)	23	16	20	T-4	22	1
vs. Houston (10/24)	22	14	22	3	22	1
vs. San Diego (10/30)	18	16	20	3	24	1
at Oakland (11/6)	17	18	18	4	29	1
at New Orleans (11/13)	14	18	18	5	28	1
BYE WEEK	28	23	24	4	29	2
vs. Kansas City (11/27)	20	19	23	4	27	1
at Jacksonville (12/4)	27	23	24	5	28	1
at Tennessee (12/11)	25	27	19	3	29	1
vs. New England (12/18)						
at Kansas City (12/25)						
vs. Oakland (1/1/2017)						



## BRONCOS 2016 TD DRIVE ANALYSIS

Yards	TD TD Drive		Possession Time	TDs	Plays	TDs
	Length	Length				
1-9 yards	17	-	00:00-00:59	4	1	1
10-19 yards	2	2	01:00-01:59	3	2	3
20-29 yards	2	4	02:00-02:59	3	3	1
30-39 yards	2	-	03:00-03:59	6	4	2
40-49 yards	1	1	04:00-04:59	5	5	2
50-59 yards	1	2	05:00-05:59	2	6	2
60-69 yards	1	3	06:00-06:59	2	7	4
70-79 yards	1	7	07:00-07:59	2	8	2
80-89 yards	-	7	08:00-08:59	-	9	1
90-99 yards	-	1	09:00-09:59	-	10	3
			10:00-10:59	-	11	1
			11:00-11:59	-	12	1
			12:00-12:59	-	13	3
			13:00-13:59	-	14	-
			14:00-14:59	-	15	-
			15:00 +	-	16	1
<b>TOTAL</b>	<b>27</b>	<b>27</b>		<b>27</b>		<b>27</b>

## 2016 LONGEST/SHORTEST SCORING DRIVES

### MOST PLAYS

Broncos:	16	(twice, last vs. Atl., Oct. 9, TD, 78 yds., 5:42)
Opponent:	19	(at Ten., Dec. 11, FG, 74 yds., 8:04)

### FEWEST PLAYS

Broncos:	1	(at T.B., Oct. 2, TD, 11 yds., 0:05)
Opponent:	3	(vs. Atl., Oct. 9, TD, 42 yds., 2:01)

### MOSY YARDS

Broncos:	96	(vs. K.C., Nov. 27, TD, 6 plays, 2:37)
Opponent:	98	(vs. S.D., Oct. 30, TD, 13 plays, 7:42)

### FEWEST YARDS

Broncos:	0	(at S.D., Oct. 13, FG, 4 plays, 2:08)
Opponent:	5	(at Ten., Dec. 11, FG, 4 plays, 1:00)

### MOST TIME

Broncos:	7:57	(at T.B., Oct. 2, FG, 16 plays, 69 yds.)
Opponent:	10:03	(at S.D., Oct. 13, FG, 18 plays, 75 yds.)

### LEAST TIME

Broncos:	0:05	(at T.B., Oct. 2, TD, 1 play, 11 yds.)
Opponent:	0:29	(at N.O., Nov. 13, FG, 5 plays, 50 yds.)

## BRONCOS 2016 SCORING DRIVE LENGTH

YARDS	BRONCOS		OPPONENT	
	TD	FG	TD	FG
(MINUS)	-	-	-	-
0-9	-	4	-	2
10-19	2	-	-	-
20-29	4	4	-	2
30-39	-	1	2	4
40-49	1	6	1	4
50-59	2	3	1	6
60-69	3	4	1	2
70-79	7	4	12	4
80-89	7	-	3	-
90-99	1	-	2	-
<b>TOTAL</b>	<b>27</b>	<b>26</b>	<b>22</b>	<b>24</b>

## 2016 GAME-OPENING DRIVES

	BRONCOS			OPPONENT		
	Pts.	FD	Yds.	Pts.	FD	Yds.
vs. Car. (9/18)	0	3	46	7	4	71
vs. Ind. (9/18)	0	2	39	3	1	26
at Cin. (9/25)	0	0	9	7	3	74
at T.B. (10/2)	7	1	11	0	0	4
vs. Atl. (10/9)	0	1	23	7	4	75
at S.D. (10/13)	0	1	21	7	5	75
vs. Hou. (10/24)	0	0	0	0	0	5
vs. S.D. (10/30)	3	3	65	7	3	85
at Oak. (11/6)	0	0	0	3	2	47
at N.O. (11/13)	7	5	85	0	1	12
vs. K.C. (11/27)	0	0	-1	0	0	4
at Jac. (12/4)	0	0	1	0	0	4
at Ten. (12/11)	0	0	3	7	5	70
vs. N.E. (12/18)						
at K.C. (12/25)						
vs. Oak. (1/1)						
<b>TOTAL</b>	<b>17</b>	<b>16</b>	<b>302</b>	<b>48</b>	<b>28</b>	<b>552</b>

## 2016 2ND HALF-OPENING DRIVES

	BRONCOS			OPPONENT		
	Pts.	FD	Yds.	Pts.	FD	Yds.
vs. Car. (9/18)	0	3	50	0	1	19
vs. Ind. (9/18)	3	4	60	7	6	79
at Cin. (9/25)	0	0	9	0	1	11
at T.B. (10/2)	3	6	69	0	0	-7
vs. Atl. (10/9)	0	1	26	0	1	11
at S.D. (10/13)	0	0	-1	3	1	51
vs. Hou. (10/24)	0	0	9	3	3	72
vs. S.D. (10/30)	7	1	10	0	0	7
at Oak. (11/6)	0	0	9	0	3	36
at N.O. (11/13)	0	1	24	7	5	90
vs. K.C. (11/27)	7	4	63	0	0	-1
at Jac. (12/4)	0	0	7	0	0	3
at Ten. (12/11)	0	2	32	0	2	29
vs. N.E. (12/18)						
at K.C. (12/25)						
vs. Oak. (1/1)						
<b>TOTAL</b>	<b>20</b>	<b>22</b>	<b>367</b>	<b>20</b>	<b>23</b>	<b>400</b>



BRONCOS 2016 GAME-BY-GAME SCORING DRIVES							
Opponent	Plays	Yards	Time	Res.	Qtr	Scoring Play	Quarterback
vs. Car. (9/8)	5	80	2:36	TD	2	Janovich 28 yd. run	Siemian
	8	78	4:08	TD	4	Anderson 25 yd. run	Siemian
	10	23	4:41	TD	4	Anderson 1 yd. run	Siemian
vs. Ind. (9/18)	7	70	2:47	FG	1	McManus 23 yd. Field Goal	Siemian
	6	69	3:19	TD	2	Anderson 4 yd. run	Siemian
	11	50	2:38	FG	2	McManus 43 yd. Field Goal	Siemian
	13	60	6:57	FG	3	McManus 33 yd. Field Goal	Siemian
	8	58	2:11	FG	4	McManus 35 yd. Field Goal	Siemian
at Cin. (9/25)	14	73	7:02	FG	1	McManus 20 yd. Field Goal	Siemian
	3	46	1:03	TD	2	Sanders 41 yd. pass from Siemian	Siemian
	10	55	4:29	TD	2	Sanders 7 yd. pass from Siemian	Siemian
	13	82	7:56	TD	4	Phillips 1 yd. pass from Siemian	Siemian
	4	83	1:39	TD	4	Thomas 55 yd. pass from Siemian	Siemian
at T.B. (10/2)	1	11	0:05	TD	1	Thomas 11 yd. pass from Siemian	Siemian
	2	27	0:56	TD	2	Anderson 1 yd. run	Siemian
	9	47	1:14	FG	2	McManus 38 yd. Field Goal	Lynch
	16	69	7:57	FG	3	McManus 24 yd. Field Goal	Lynch
	9	80	4:39	TD	4	Sanders 5 yd. pass from Lynch	Lynch
vs. Atl. (10/9)	10	40	3:54	FG	2	McManus 35 yd. Field Goal	Lynch
	8	22	3:59	FG	4	McManus 46 yd. Field Goal	Lynch
	16	78	5:42	TD	4	Thomas 3 yd. pass from Lynch	Lynch
	7	44	1:42	FG	4	McManus 45 yd. Field Goal	Lynch
at S.D. (10/13)	4	0	2:08	FG	2	McManus 29 yd. Field Goal	Siemian
	11	51	3:51	TD	4	Fowler 5 yd. pass form Siemian	Siemian
	11	56	2:36	FG	4	McManus 46 yd. Field Goal	Siemian
vs. Hou. (10/24)	10	75	6:11	TD	2	Anderson 7 yd. run	Siemian
	7	68	3:25	TD	2	Thomas 4 yd. pass from Siemian	Siemian
	7	72	3:57	TD	3	Booker 1 yd. run	Siemian
	7	22	3:20	FG	4	McManus 22 yd. Field Goal	Siemian
	7	20	2:43	FG	4	McManus 32 yd. Field Goal	Siemian
vs. S.D. (10/30)	9	65	3:55	FG	1	McManus 28 yd. Field Goal	Siemian
	2	10	0:45	TD	3	Booker 3 yd. run	Siemian
	13	75	6:30	TD	4	Thompson 1 yd. run	Siemian
	6	71	2:43	FG	4	McManus 22 yd. Field Goal	Siemian
at Oak. (11/6)	7	84	3:31	TD	2	Norwood 36 yd. pass from Siemian	Siemian
	7	43	1:25	FG	2	McManus 55 yd. Field Goal	Siemian
	11	73	4:38	FG	4	McManus 44 yd. Field Goal	Siemian
	2	75	0:51	TD	4	Bibbs 69 yd. pass from Siemian	Siemian
at N.O. (11/13)	13	85	7:15	TD	1	Taylor 14 yd. pass from Siemian	Siemian
	4	7	1:11	FG	2	McManus 50 yd. Field Goal	Siemian
	7	27	3:52	TD	4	Thomas 2 yd. pass from Siemian	Siemian
	10	43	4:18	FG	4	McManus 28 yd. Field Goal	Siemian
	4	2	0:18	FG	4	McManus 37 yd. Field Goal	Siemian
vs. K.C. (11/27)	10	60	4:17	FG	2	McManus 33 yd. Field Goal	Siemian
	12	63	5:20	TD	3	Taylor 6 yd. pass from Siemian	Siemian
	4	88	1:37	TD	4	Sanders 35 yd. pass from Siemian	Siemian
	6	96	2:37	TD	4	Fowler 76 yd. pass from Siemian	Siemian
	11	49	6:09	FG	OT	McManus 44 yd. Field Goal	Siemian
at Jac. (12/4)	8	75	4:07	TD	2	Booker 6 yd. run	Lynch
	4	29	0:46	FG	2	McManus 32 yd. Field Goal	Lynch
	4	6	0:58	FG	4	McManus 41 yd. Field Goal	Lynch
at Ten. (12/11)	5	26	2:36	TD	4	Sanders 3 yd. pass from Siemian	Siemian
	11	39	4:27	FG	4	McManus 34 yd. Field Goal	Siemian
AVERAGE	8.0	52.8	3:28				
TD AVG.	7.4	62.3	3:36				
FG AVG.	8.6	43.0	3:18				



# DENVER BRONCOS 2016 THIRD DOWN DISTANCE CHART

Game	TOTAL 3RD DOWNS			RUSHING			PASSING			Penalty	3RD DOWN TOTALS		YARDS GAINED		3RD DOWN AVERAGES	
	Md.	Att.	Pct.	Md.	Att.	Pct.	Md.	Att.	Pct.		Yds. Needed	Yds. Gained	Run	Pass	Yds. Needed	Yds. Gained
Denver	5	10	50.0%	3	3	100.0%	2	7	28.6%	0	69	51	32	19	6.9	5.1
vs. Car. (9/8)	9	15	60.0%	1	2	50.0%	8	13	61.5%	2	115	108	3	105	7.7	7.2
Denver	5	11	45.0%	1	3	33.3%	4	8	50.0%	2	64	64	8	56	5.8	5.8
vs. Ind. (9/18)	6	14	43.0%	2	3	66.7%	4	11	36.4%	3	95	51	23	28	6.8	3.6
Denver	6	12	50.0%	1	3	33.3%	5	9	55.6%	3	80	143	19	124	6.7	11.9
at Cin. (9/25)	5	12	42.0%	2	3	66.7%	3	9	33.3%	1	96	56	4	52	8.0	4.7
Denver	3	13	23.0%	0	4	0.0%	3	9	33.3%	1	100	50	12	38	7.7	3.8
at T.B. (10/2)	5	16	31.0%	1	2	50.0%	4	14	28.6%	2	149	45	3	42	9.3	2.8
Denver	4	16	25.0%	1	6	16.7%	3	10	30.0%	0	142	88	15	73	8.9	5.5
vs. Atl. (10/13)	2	12	17.0%	0	2	0.0%	2	10	20.0%	1	120	62	7	55	10.0	5.3
Denver	6	15	40.0%	1	2	50.0%	5	11	45.5%	0	116	87	14	73	7.7	5.8
at S.D. (10/13)	3	13	23.0%	0	2	0.0%	3	11	27.3%	1	87	40	6	34	6.7	3.1
Denver	3	11	27.0%	1	3	33.3%	2	8	25.0%	0	69	45	22	23	6.3	4.1
vs. Hou. (10/24)	7	18	39.0%	5	5	100.0%	2	13	15.4%	0	95	66	57	9	5.3	3.7
Denver	5	15	33.0%	3	3	100.0%	2	12	16.7%	0	101	72	23	49	6.7	4.8
vs. S.D. (10/30)	7	17	41.2%	0	0	0.0%	7	17	41.2%	0	119	70	0	70	7.0	4.1
Denver	3	11	27.0%	1	1	100.0%	2	10	20.0%	2	89	76	10	66	8.1	6.9
at Oak. (11/6)	5	14	36.0%	3	5	60.0%	2	9	22.2%	2	102	81	46	35	7.1	5.8
Denver	11	19	58.0%	2	3	66.7%	9	16	56.3%	0	124	101	5	96	6.5	5.3
at N.O. (11/13)	4	9	44.0%	1	2	50.0%	3	7	42.9%	0	39	28	2	26	4.3	3.1
Denver	9	20	45.0%	1	3	33.3%	8	17	47.1%	0	125	187	9	178	6.3	9.4
vs. K.C. (11/27)	5	17	29.0%	2	2	100.0%	3	15	20.0%	1	153	35	6	29	9.0	2.1
Denver	1	13	8.0%	0	3	0.0%	1	10	10.0%	1	77	24	4	20	5.9	1.8
at Jax. (12/4)	6	18	33.0%	2	3	66.7%	4	15	26.7%	1	124	93	17	76	6.9	5.2
Denver	3	11	27.0%	0	1	0.0%	3	10	30.0%	0	81	28	0	28	7.4	2.5
at Tenn. (12/11)	6	16	38.0%	3	4	75.0%	3	12	25.0%	1	100	39	14	25	6.3	2.4
Denver																
vs. N.E. (12/18)																
Denver																
at K.C. (12/25)																
Denver																
vs. Oak. (1/1)																
DENVER TOTAL	64	177	36.2%	15	38	39.5%	49	137	35.8%	9	1237	1016	173	843	7.0	5.7
OPPONENT TOTAL	70	191	36.6%	22	35	62.9%	48	156	30.8%	15	1394	774	188	586	7.3	4.1



# DENVER BRONCOS 2016 FIELD POSITION CHART

Game	OFF. DRIVES	CUMULATIVE STARTING LINE	AVG. START	INSIDE OWN 20	AT OWN 20	INSIDE 50	AT 50	PAST 50	INSIDE OPP. 20
Denver	11	318	DEN 29	1	2	10	0	1	0
vs. Car. (9/8)	10	263	CAR 26	2	0	10	0	0	0
Denver	9	223	DEN 25	1	1	9	0	0	0
vs. Ind. (9/18)	12	320	IND 27	1	1	12	0	0	0
Denver	12	313	DEN 26	6	1	10	0	2	0
at Cin. (9/25)	11	334	CIN 30	0	1	10	0	1	0
Denver	13	481	DEN 37	3	1	10	0	3	1
at T.B. (10/2)	13	296	TB 23	5	0	12	1	0	0
Denver	11	275	DEN 25	3	1	10	1	0	0
vs. Atl. (10/13)	11	360	ATL 33	1	1	8	0	3	0
Denver	14	407	DEN 29	5	0	13	0	1	0
at S.D. (10/13)	10	364	SD 36	1	0	9	0	1	0
Denver	13	431	DEN 33	5	0	11	0	2	0
vs. Hou. (10/24)	12	303	HOU 25	1	1	12	0	0	0
Denver	14	453	DEN 32	3	0	11	0	1	2
vs. S.D. (10/30)	14	383	SD 27	4	2	13	0	3	0
Denver	12	233	DEN 19	5	1	12	0	0	0
at Oak. (11/6)	12	440	OAK 37	1	0	10	0	2	0
Denver	12	453	DEN 38	3	0	7	0	4	0
at N.O. (11/13)	12	347	NO 29	3	0	11	0	1	0
Denver	14	290	DEN 21	5	1	14	0	0	0
vs. K.C. (11/27)	15	417	KC 30	3	0	12	1	1	0
Denver	14	455	DEN 32	4	1	10	0	4	0
at Jax. (12/4)	16	358	JAX 24	3	3	16	0	0	0
Denver	11	282	DEN 26	3	1	10	0	1	0
at Tenn. (12/11)	11	315	TEN 29	4	1	9	0	2	0
Denver									
vs. N.E. (12/18)									
Denver									
at K.C. (12/25)									
Denver									
vs. Oak. (1/1)									
DENVER TOTAL	160	4614	Den 29	47	10	137	1	19	3
OPPONENT TOTAL	159	4500	OPP 28	29	10	144	2	14	0



DENVER BRONCOS 2016 GOAL-TO-GO CHART											
Game	TD BREAKDOWN				SCORING EFFICIENCY			FAILED			
	Pos.	TDs	Run	Pass	TD%	FGs	Score%	MFG	DWN	TO	EOH
Denver	1	1	1	0	100.0%	0	100.0%	0	0	0	0
vs. Car. (9/8)	1	1	1	0	100.0%	0	100.0%	0	0	0	0
Denver	2	1	1	0	50.0%	1	100.0%	0	0	0	0
vs. Ind. (9/18)	2	2	1	1	100.0%	0	100.0%	0	0	0	0
Denver	3	2	0	2	66.7%	1	100.0%	0	0	0	0
at Cin. (9/25)	2	2	2	0	100.0%	0	100.0%	0	0	0	0
Denver	3	2	1	1	66.7%	1	100.0%	0	0	0	0
at T.B. (10/2)	1	1	1	0	100.0%	0	100.0%	0	0	0	0
Denver	1	1	0	1	100.0%	0	100.0%	0	0	0	0
vs. Atl. (10/13)	2	1	1	0	50.0%	1	100.0%	0	0	0	0
Denver	1	1	0	1	100.0%	0	100.0%	0	0	0	0
at S.D. (10/13)	2	1	0	1	50.0%	1	100.0%	0	0	0	0
Denver	4	3	2	1	75.0%	1	100.0%	0	0	0	0
vs. Hou. (10/24)	0	0	0	0	0.0%	0	0.0%	0	0	0	0
Denver	5	2	2	0	40.0%	2	80.0%	0	0	1	0
vs. S.D. (10/30)	2	1	0	1	50.0%	0	50.0%	0	1	0	0
Denver	0	0	0	0	0.0%	0	0.0%	0	0	0	0
at Oak. (11/6)	4	3	3	0	75.0%	1	100.0%	0	0	0	0
Denver	2	1	0	1	50.0%	1	100.0%	0	0	0	0
at N.O. (11/13)	2	2	0	2	100.0%	0	100.0%	0	0	0	0
Denver	1	1	0	1	100.0%	0	100.0%	0	0	0	0
vs. K.C. (11/27)	2	2	1	1	100.0%	0	100.0%	0	0	0	0
Denver	1	1	1	0	100.0%	0	100.0%	0	0	0	0
at Jax. (12/4)	0	0	0	0	0.0%	0	0.0%	0	0	0	0
Denver	2	1	0	1	50.0%	0	50.0%	0	1	0	0
at Tenn. (12/11)	1	1	1	0	100.0%	0	100.0%	0	0	0	0
Denver											
vs. N.E. (12/18)											
Denver											
at K.C. (12/25)											
Denver											
vs. Oak. (1/1)											
DENVER TOTAL	26	17	8	9	65.4%	7	92.3%	0	1	1	0
OPPONENT TOTAL	21	17	11	6	81.0%	3	95.2%	0	1	0	0



DENVER BRONCOS 2016 RED ZONE CHART											
Game	TD BREAKDOWN				SCORING EFFICIENCY			FAILED			
	Pos.	TDs	Run	Pass	TD%	FGs	Score%	MFG	DWN	TO	EOH
Denver	1	1	1	0	100.0%	0	100.0%	0	0	0	0
vs. Car. (9/8)	3	2	1	1	66.7%	1	100.0%	0	0	0	0
Denver	5	1	1	0	20.0%	3	60.0%	0	0	1	0
vs. Ind. (9/18)	2	2	1	1	100.0%	0	100.0%	0	0	0	0
Denver	3	2	0	2	66.7%	1	100.0%	0	0	0	0
at Cin. (9/25)	4	2	2	0	50.0%	1	75.0%	0	1	0	0
Denver	5	3	1	2	60.0%	2	100.0%	0	0	0	0
at T.B. (10/2)	1	1	1	0	100.0%	0	100.0%	0	0	0	0
Denver	2	1	0	1	50.0%	1	100.0%	0	0	0	0
vs. Atl. (10/13)	3	1	1	0	33.3%	2	100.0%	0	0	0	0
Denver	2	1	0	1	50.0%	1	100.0%	0	0	0	0
at S.D. (10/13)	5	1	0	1	20.0%	4	100.0%	0	0	0	0
Denver	5	3	2	1	60.0%	2	100.0%	0	0	0	0
vs. Hou. (10/24)	1	0	0	0	0.0%	1	100.0%	0	0	0	0
Denver	6	2	2	0	33.3%	2	66.7%	0	0	2	0
vs. S.D. (10/30)	3	2	0	2	66.7%	0	66.7%	0	1	0	0
Denver	0	0	0	0	0.0%	0	0.0%	0	0	0	0
at Oak. (11/6)	6	3	3	0	50.0%	3	100.0%	0	0	0	0
Denver	4	2	0	2	50.0%	2	100.0%	0	0	0	0
at N.O. (11/13)	3	2	0	2	66.7%	1	100.0%	0	0	0	0
Denver	2	1	0	1	50.0%	1	100.0%	0	0	0	0
vs. K.C. (11/27)	4	2	1	1	50.0%	2	100.0%	0	0	0	0
Denver	2	1	1	0	50.0%	1	100.0%	0	0	0	0
at Jax. (12/4)	0	0	0	0	0.0%	0	0.0%	0	0	0	0
Denver	3	1	0	1	33.3%	1	66.7%	0	1	0	0
at Tenn. (12/11)	1	1	1	0	100.0%	0	100.0%	0	0	0	0
Denver											
vs. N.E. (12/18)											
Denver											
at K.C. (12/25)											
Denver											
vs. Oak. (1/1)											
DENVER TOTAL	40	19	8	11	47.5%	17	90.0%	0	1	3	0
OPPONENT TOTAL	36	19	11	8	52.8%	15	94.4%	0	2	0	0



**BRONCOS 2016 100-YARD RUSHING AND RECEIVING / 300-YARD PASSING GAMES**

## 100-YARD RUSHING GAMES

BRONCOS							OPPONENTS						
GAME	Player	Att.	Yds.	Avg.	LG	TDs	GAME	Player	Att.	Yds.	Avg.	LG	TDs
vs. Panthers (9/8)	-	-	-	-	-	-	vs. Panthers (9/8)	-	-	-	-	-	-
vs. Colts (9/18)	-	-	-	-	-	-	vs. Colts (9/18)	-	-	-	-	-	-
at Bengals (9/25)	-	-	-	-	-	-	at Bengals (9/25)	-	-	-	-	-	-
at Buccaneers (10/2)	-	-	-	-	-	-	at Buccaneers (10/2)	-	-	-	-	-	-
vs. Falcons (10/9)	-	-	-	-	-	-	vs. Falcons (10/9)	-	-	-	-	-	-
at Chargers (10/13)	-	-	-	-	-	-	at Chargers (10/13)	-	-	-	-	-	-
vs. Texans (10/24)	C. Anderson	16	107	6.7	19	1	vs. Texans (10/24)	-	-	-	-	-	-
vs. Chargers (10/30)	-	-	-	-	-	-	vs. Chargers (10/30)	M. Gordon	23	111	4.8	20	0
at Raiders (11/6)	-	-	-	-	-	-	at Raiders (11/6)	L. Murray	20	114	5.7	42	3
at Saints (11/13)	-	-	-	-	-	-	at Saints (11/13)	-	-	-	-	-	-
vs. Chiefs (11/27)	-	-	-	-	-	-	vs. Chiefs (11/27)	-	-	-	-	-	-
at Jaguars (12/4)	-	-	-	-	-	-	at Jaguars (12/4)	-	-	-	-	-	-
at Titans (12/11)	-	-	-	-	-	-	at Titans (12/11)	-	-	-	-	-	-
vs. Patriots (12/18)	-	-	-	-	-	-	vs. Patriots (12/18)	-	-	-	-	-	-
at Chiefs (12/25)	-	-	-	-	-	-	at Chiefs (12/25)	-	-	-	-	-	-
vs. Raiders (1/1)	-	-	-	-	-	-	vs. Raiders (1/1)	-	-	-	-	-	-
POSTSEASON							POSTSEASON						
	-	-	-	-	-	-		-	-	-	-	-	-
	-	-	-	-	-	-		-	-	-	-	-	-
	-	-	-	-	-	-		-	-	-	-	-	-

## 100-YARD RECEIVING GAMES

BRONCOS							OPPONENTS						
GAME	Player	Rec.	Yds.	Avg.	LG	TDs	GAME	Player	Rec.	Yds.	Avg.	LG	TDs
vs. Panthers (9/8)	-	-	-	-	-	-	vs. Panthers (9/8)	-	-	-	-	-	-
vs. Colts (9/18)	-	-	-	-	-	-	vs. Colts (9/18)	-	-	-	-	-	-
at Bengals (9/25)	E. Sanders	9	117	13	41	2	at Bengals (9/25)	-	-	-	-	-	-
	D. Thomas	6	100	16.7	55	1							
at Buccaneers (10/2)	-	-	-	-	-	-	at Buccaneers (10/2)	-	-	-	-	-	-
vs. Falcons (10/9)	-	-	-	-	-	-	vs. Falcons (10/9)	T. Coleman	4	132	33	49	1
at Chargers (10/13)	-	-	-	-	-	-	at Chargers (10/13)	-	-	-	-	-	-
vs. Texans (10/24)	-	-	-	-	-	-	vs. Texans (10/24)	-	-	-	-	-	-
vs. Chargers (10/30)	-	-	-	-	-	-	vs. Chargers (10/30)	-	-	-	-	-	-
at Raiders (11/6)	-	-	-	-	-	-	at Raiders (11/6)	-	-	-	-	-	-
at Saints (11/13)	-	-	-	-	-	-	at Saints (11/13)	-	-	-	-	-	-
vs. Chiefs (11/27)	E. Sanders	7	162	23.1	64	1	vs. Chiefs (11/27)	T. Kelce	8	101	12.6	21	0
at Jaguars (12/4)	-	-	-	-	-	-	at Jaguars (12/4)	-	-	-	-	-	-
at Titans (12/11)	D. Thomas	10	126	12.6	34	0	at Titans (12/11)	-	-	-	-	-	-
	E. Sanders	11	100	9.1	17	1							
vs. Patriots (12/18)	-	-	-	-	-	-	vs. Patriots (12/18)	-	-	-	-	-	-
at Chiefs (12/25)	-	-	-	-	-	-	at Chiefs (12/25)	-	-	-	-	-	-
vs. Raiders (1/1)	-	-	-	-	-	-	vs. Raiders (1/1)	-	-	-	-	-	-
POSTSEASON							POSTSEASON						
	-	-	-	-	-	-		-	-	-	-	-	-
	-	-	-	-	-	-		-	-	-	-	-	-
	-	-	-	-	-	-		-	-	-	-	-	-

## 300-YARD PASSING GAMES

BRONCOS						
GAME	Player	Cmp.-Att.	Yds.	TDs	INTs	Rtg.
vs. Panthers (9/8)	-	-	-	-	-	-
vs. Colts (9/18)	-	-	-	-	-	-
at Bengals (9/25)	T. Siemian	23-35	312	4	0	132.1
at Buccaneers (10/2)	-	-	-	-	-	-
vs. Falcons (10/9)	-	-	-	-	-	-
at Chargers (10/13)	-	-	-	-	-	-
vs. Texans (10/24)	-	-	-	-	-	-
vs. Chargers (10/30)	-	-	-	-	-	-
at Raiders (11/6)	-	-	-	-	-	-
at Saints (11/13)	-	-	-	-	-	-
vs.Chiefs (11/27)	T. Siemian	20-34	368	3	0	125.6
at Jaguars (12/4)	-	-	-	-	-	-
at Titans (12/11)	T. Siemian	35-51	334	1	0	93.1
vs. Patriots (12/18)	-	-	-	-	-	-
at Chiefs (12/25)	-	-	-	-	-	-
vs. Raiders (1/1)	-	-	-	-	-	-
POSTSEASON						
-	-	-	-	-	-	-

OPPONENTS						
GAME	Player	Cmp.-Att.	Yds.	TDs	INTs	Rtg.
vs. Panthers (9/8)	-	-	-	-	-	-
vs. Colts (9/18)	-	-	-	-	-	-
at Bengals (9/25)	-	-	-	-	-	-
at Buccaneers (10/2)	-	-	-	-	-	-
vs. Falcons (10/9)	-	-	-	-	-	-
at Chargers (10/13)	-	-	-	-	-	-
vs. Texans (10/24)	-	-	-	-	-	-
vs. Chargers (10/30)	-	-	-	-	-	-
at Raiders (11/6)	-	-	-	-	-	-
at Saints (11/13)	D. Brees	21-29	303	3	2	111.7
vs.Chiefs (11/27)	-	-	-	-	-	-
at Jaguars (12/4)	-	-	-	-	-	-
at Titans (12/11)	-	-	-	-	-	-
vs. Patriots (12/18)	-	-	-	-	-	-
at Chiefs (12/25)	-	-	-	-	-	-
vs. Raiders (1/1)	-	-	-	-	-	-
POSTSEASON						
-	-	-	-	-	-	-



## DENVER BRONCOS 2016 BIG-PLAY LOG

BRONCOS RUSHING (10+Yards)				
Game	Qtr.	Time	Yards	Player
vs. Car. (9/8)	1	13:01	13	C. Anderson
	2	14:14	28	C. Anderson
	2	12:23	28	A. Janovich *
	3	10:05	10	C. Anderson
	3	3:19	11	T. Siemian
	3	1:38	10	C. Anderson
vs. ind. (9/18)	1	3:38	11	D. Booker
	2	13:12	11	C. Anderson
	3	4:54	12	D. Booker
	4	2:18	13	C. Anderson
at Cin. (9/25)	3	8:55	13	C. Anderson
at T.B. (10/2)	2	6:40	12	C. Anderson
	2	2:40	11	D. Booker
	3	10:25	10	C. Anderson
vs. Atl. (10/9)	4	13:27	10	C. Anderson
at S.D. (10/13)	3	3:31	17	D. Booker
	3	2:32	16	D. Booker
	4	4:50	11	C. Anderson
vs. Hou. (10/24)	1	6:08	12	C. Anderson
	2	6:53	12	D. Booker
	2	6:20	10	D. Booker
	2	:53	17	C. Anderson
	3	3:15	19	C. Anderson
	4	8:42	11	D. Booker
vs. S.D. (10/30)	4	14:02	18	D. Booker
at Oak. (11/6)	2	9:07	10	K. Bibbs
at N.O. (11/13)	1	6:37	10	D. Booker
vs. K.C. (11/27)	2	12:16	10	D. Booker
	3	12:32	13	D. Booker
	4	3:37	14	T. Siemian
at Jax. (12/4)	2	9:34	24	K. Bibbs
	2	8:21	13	K. Bibbs
	4	4:36	10	P. Lynch
at Tenn. (12/13)				
vs. N.E. (12/18)				
at K.C. (12/25)				
vs. Oak. (1/1)				
SEASON TOTALS				
TOTALS	No. 33	Yds. 450	Avg. 13.6	TDs 1
POSTSEASON TOTALS				
TOTALS	No.	Yds.	Avg.	TDs

BRONCOS PASSING (20+Yards)				
Game	Qtr.	Time	Yards	Player (QB)
vs. Car. (9/8)	1	4:58	21	C. Anderson (T. Siemian)
	3	11:24	23	D. Thomas (T. Siemian)
	4	15:00	25	C. Anderson (T. Siemian)*
vs. ind. (9/18)	1	7:00	44	D.Thomas (T.Siemian)
	2	13:47	20	J. Taylor (T.Siemian)
at Cin. (9/25)	2	14:04	41	E.Sanders (T.Siemian)*
	4	6:02	29	J. Heuerman (T. Siemian)
	4	4:32	55	D. Thomas (T. Siemian)*
at T.B. (10/2)	4	13:34	31	D. Thomas (P. Lynch)
	4	12:26	21	J. Norwood (P. Lynch)
vs. Atl. (10/9)	3	14:56	26	E. Sanders (P. Lynch)
at S.D. (10/13)	4	9:43	20	E. Sanders (T. Siemian)
vs. Hou. (10/24)	2	5:37	29	E. Sanders (T. Siemian)
vs. S.D. (10/30)	1	14:09	35	J. Taylor (T.Siemian)
	2	6:05	37	E. Sanders (T.Siemian)
	4	8:02	31	V. Green (T.Siemian)
	4	7:21	40	D. Thomas (T.Siemian)
at Oak. (11/6)	2	10:39	23	D. Thomas (T. Siemian)
	2	8:31	36	J. Norwood (T. Siemian)*
	3	1:56	26	V. Green (T. Siemian)
	4	7:59	20	J. Norwood (T. Siemian)
	4	5:34	69	K. Bibbs (T. Siemian)*
at N.O. (11/13)				
vs. K.C. (11/27)	2	11:05	20	E. Sanders (T. Siemian)
	3	11:04	24	D. Thomas (T.Siemian)
	4	8:46	64	E. Sanders (T. Siemian)
	4	7:53	35	E. Sanders (T. Siemian)*
	4	3:12	76	B. Fowler (T. Siemian)*
OT	12:22	22	D. Booker (T. Siemian)	
at Jax. (12/4)				
at Tenn. (12/13)	3	3:46	34	D. Thomas (T.Siemian)
vs. N.E. (12/18)				
at K.C. (12/25)				
vs. Oak. (1/1)				
SEASON TOTALS				
TOTALS	No. 29	Yds. 977	Avg. 33.7	TDs 7
POSTSEASON TOTALS				
TOTALS	No.	Yds.	Avg.	TDs

\*Play resulted in a touchdown



## DENVER BRONCOS 2016 OPPONENT BIG-PLAY LOG

OPPONENT RUSHING (10+Yards)				
Game	Qtr.	Time	Yards	Player
vs. Car. (9/8)	1	11:01	11	J. Stewart
	1	8:55	20	T. Ginn
	2	:33	12	C. Newton
vs. ind. (9/18)	3	13:36	21	A. Luck
at Cin. (9/25)	1	12:05	50	J. Hill
	2	13:07	11	A. Dalton
	3	7:25	10	A. Dalton
	3	5:49	15	A. Dalton
at T.B. (10/2)	1	3:45	12	J. Rodgers
vs. Atl. (10/9)	1	6:55	15	D. Freeman
	2	8:14	16	T. Coleman
	4	10:29	11	D. Freeman
at S.D. (10/13)	3	12:51	48	M. Gordon
vs. Hou. (10/24)	1	8:39	25	L. Miller
	1	3:56	17	A. Blue
vs. S.D. (10/30)	2	4:37	11	M. Gordon
	3	11:44	12	M. Gordon
	4	11:53	20	M. Gordon
	4	4:31	17	M. Gordon
at Oak. (11/6)	2	6:47	28	J. Richard
	2	2:00	42	L. Murray
	3	7:07	10	J. Richard
	4	5:13	13	L. Murray
at N.O. (11/13)	3	10:36	10	M. Ingram
vs. K.C. (11/27)				
at Jax. (12/4)	4	14:10	22	B. Bortles*
at Tenn. (12/13)	1	12:55	11	M. Mariota
	1	12:12	11	D. Murray
	1	:53	13	M. Mariota
	2	15:00	10	D. Murray
vs. N.E. (12/18)				
at K.C. (12/25)				
vs. Oak. (1/1)				
<b>SEASON TOTALS</b>				
	No.	Yds.	Avg.	TDs
TOTALS	29	524	18.1	1
<b>POSTSEASON TOTALS</b>				
	No.	Yds.	Avg.	TDs
TOTALS				

Opponent Passing (20+Yards)				
Game	Qtr.	Time	Yards	Player (QB)
vs. Car. (9/8)				
vs. ind. (9/18) at Cin. (9/25)	3	10:42	30	P. Dorsett (A. Luck)
	4	7:45	22	J. Doyle (A. Luck)
	2	6:19	22	C. Uzomah (A. Dalton)
	4	3:35	20	A. Green (A. Dalton)
	4	2:19	27	B. LaFell (A. Dalton)
at T.B. (10/2)	4	8:55	25	M. Evans (J. Winston)
vs. Atl. (10/9)	1	13:58	48	T. Coleman (M. Ryan)
	3	9:54	20	J. Jones (M. Ryan)
	3	8:00	31	T. Coleman (M. Ryan)*
	3	1:51	22	M. Sanu (M. Ryan)
	4	11:01	49	T. Coleman (M. Ryan)
at S.D. (10/13)	1	9:23	27	H. Henry (P. Rivers)
	1	2:37	20	H. Henry (P. Rivers)
vs. Hou. (10/24)				
vs. S.D. (10/30)				
	1	9:46	53	D. Watt (P. Rivers)
	3	8:38	37	D. Inman (P.Rivers)
	4	4:40	30	M. Gordon (P.Rivers)
at Oak. (11/6)	1	12:33	21	A. Cooper (D. Carr)
	1	8:39	21	S. Roberts (D. Carr)
at N.O. (11/13)	2	:29	24	W. Snead (D. Brees)
	3	9:48	20	T. Cadet (D. Brees)
	3	9:22	37	B. Cooks (D. Brees)
	3	5:35	23	T. Hightower (D. Brees)
	4	2:45	29	B. Cooks (D. Brees)
	4	1:30	32	B. Cooks (D. Brees)*
vs. K.C. (11/27)	OT	6:43	21	T. Kelce (A. Smith)
at Jax. (12/4)	2	6:54	21	A. Robinson (B. Bortles)
at Tenn. (12/13)	1	10:45	23	D. Walker (M. Mariota)
	4	3:37	26	R. Matthews (M. Mariota)
vs. N.E. (12/18)				
at K.C. (12/25)				
vs. Oak. (1/1)				
<h3>Season Totals</h3>				
TOTALS	No.	Yds.	Avg.	TDs
	30	781	26.0	2
<h3>Postseason Totals</h3>				
TOTALS	No.	Yds.	Avg.	TDs

\*Play resulted in a touchdown



# DENVER BRONCOS 2016 TAKEAWAY CHART

GAME	W/L	+/-	BRONCOS				OPPONENTS			
			INT	FUM	Total	Pts.	INT	FUM	Total	Pts.
vs. Car. (9/18)	W	-2	1	0	1	7	2	1	3	7
vs. Ind. (9/18)	W	+1	1	1	2	15	1	0	1	3
at Cin. (9/25)	W	+1	1	1	2	7	0	1	1	0
at T.B. (10/2)	W	+3	2	1	3	14	0	0	0	0
vs. Atl. (10/9)	L	EVEN	0	1	1	3	1	0	1	7
at S.D. (10/13)	L	EVEN	0	2	2	10	0	2	2	3
vs. Hou. (10/24)	W	+2	0	2	2	10	0	0	0	0
vs. S.D. (10/30)	W	EVEN	3	0	3	14	1	2	3	13
at Oak. (11/6)	L	-2	0	0	0	0	1	1	2	7
at N.O. (11/13)	W	+2	2	2	4	13	2	0	2	10
vs. K.C. (11/27)	L	-1	0	0	0	0	0	1	1	0
at Jac. (12/4)	W	+3	2	1	3	10	0	0	0	0
at Ten. (12/11)	L	-2	0	0	0	0	0	2	2	3
vs. N.E. (12/18)										
at K.C. (12/25)										
vs. Oak. (1/1)										
TOTALS	8-5	+5	12	11	23	103	8	10	18	53



# DENVER BRONCOS 2016 TURNOVER LOG (+5)

## TAKEAWAYS (23 TOT., 12 INT, 11 FUM, 103 pts.)

Game	Qtr.	Time	Takeaway	Player	Field Pos.	Pts.
vs. Car. (9/8)	4	14:15	Interception	Harris Jr.	CAR 38	7
vs. Ind. (9/18)	4	14:06	Interception	Talib	TD	7
	4	4:09	Fumble	Ray	TD	8
at Cin. (9/25)	1	0:12	Fumble	Keo	CIN 46	7
	4	4:23	Interception	Parks	CIN 40	0
at T.B. (10/2)	1	13:41	Interception	Talib	TB 11	7
	2	13:22	Interception	Talib	TB 27	7
	2	3:34	Fumble	Winn	DEN 34	0
vs. Atl. (10/9)	3	0:07	Fumble	Ward	50	3
at S.D. (10/13)	2	7:59	Fumble	Parks	SD 11	3
	4	12:04	Fumble	Keo	DEN 49	7
vs. Hou. (10/24)	3	4:46	Fumble	Davis	DEN 28	7
	4	15:00	Fumble	Harris Jr.	HOU 25	3
vs. S.D. (10/30)	2	9:22	Interception	Roby	TD	7
	3	13:40	Interception	Stewart	SD 10	7
	3	12:40	Interception	Ward	SD 7	0
at Oak. (11/6)				None		
at N.O. (11/13)	1	2:34	Interception	Stewart	DEN 7	0
	2	15:00	Interception	Stewart	NO 39	3
	4	13:42	Fumble	Stewart	NO 27	7
	4	3:15	Fumble	Ward	NO 20	3
vs. K.C. (11/27)				None		
at Jac. (12/4)	2	4:44	Interception	Harris Jr.	DEN 49	0
	3	7:45	Interception	Roby	TD	7
	4	1:37	Fumble	Ray	JAX 29	3
at Ten. (12/11)						

## BRONCOS TAKEAWAY LEADERS

Player	INT	FUM	Totals	Pts.
Stewart	3	1	4	17
Talib	3	0	3	21
Harris Jr.	2	1	3	10
Ward	1	2	3	6
Keo	0	2	2	14
Roby	2	0	2	14
Ray	0	2	2	11
Parks	1	1	2	3
Davis	0	1	1	7
Winn	0	1	1	0
<b>TOTALS</b>	<b>12</b>	<b>11</b>	<b>23</b>	<b>103</b>

## GIVEAWAYS (18 TOT., 8 INT, 10 FUM, 53 pts.)

Game	Qtr.	Time	Giveaway	Player	Field Pos.	Pts.
vs. Car. (9/8)	1	11:47	Fumble	Booker	CAR 29	7
	1	1:09	Interception	Siemian	CAR 36	0
	3	9:17	Interception	Siemian	CAR 11	0
vs. Ind. (9/18)	2	6:28	Interception	Siemian	IND 45	3
at Cin. (9/25)	3	12:48	Fumble	Thomas	DEN 37	0
at T.B. (10/2)				None		
vs. Atl. (10/9)	3	10:02	Interception	Lynch	DEN 42	7
at S.D. (10/13)	3	9:27	Fumble	Taylor	DEN 35	3
	4	3:43	Fumble	Thomas	SD 29	0
vs. Hou. (10/24)				None		
vs. S.D. (10/30)	2	4:43	Fumble	Siemian	SD 16	0
	3	11:52	Fumble	Booker	SD 2	7
	4	8:10	Interception	Siemian	TD	6
at Oak. (11/6)	4	7:26	Fumble	Siemian	DEN 39	7
	4	2:06	Interception	Siemian	DEN 44	0
at N.O. (11/13)	2	0:36	Interception	Siemian	NO 38	3
	3	5:46	Interception	Siemian	DEN 38	7
vs. K.C. (11/27)	4	12:29	Fumble	Norwood	KC 41	0
at Jac. (12/4)				None		
at Ten. (12/11)	1	6:58	Fumble	Forsett	DEN 40	3
	4	1:04	Fumble	Derby	DEN 40	0

## BRONCOS GIVEAWAY LEADERS

Player	INT	FUM	Totals	Pts.
Siemian	7	2	9	26
Booker	0	2	2	14
Thomas	0	2	2	0
Lynch	1	0	1	7
Taylor	0	1	1	3
Forsett	0	1	1	3
Norwood	0	1	1	0
Derby	0	1	1	0
<b>TOTALS</b>	<b>8</b>	<b>10</b>	<b>18</b>	<b>53</b>



## 2016 INDIVIDUAL GAME-BY-GAME STATISTICS — BRONCOS LEADERS

Game	SCORING		RUSHES		RUSH YDS		RECEPTIONS		REC. YDS	
vs. Panthers (9/8)	C. Anderson	12	C. Anderson	20	C. Anderson	92	E. Sanders	5	E. Sanders	49
vs. Colts (9/18)	B. McManus	14	C. Anderson	20	C. Anderson	74	D. Thomas	5	D. Thomas	90
at Bengals (9/25)	E. Sanders	12	C. Anderson	14	C. Anderson	37	E. Sanders	9	E. Sanders	117
at Buccaneers (10/2)	B. McManus	9	C. Anderson	19	C. Anderson	49	E. Sanders	8	D. Thomas	94
vs. Falcons (10/9)	B. McManus	10	C. Anderson	11	C. Anderson	41	E. Sanders	7	E. Sanders	80
at Chargers (10/13)	B. McManus	7	C. Anderson	10	D. Booker	46	Two Players	5	E. Sanders	40
vs. Texans (10/24)	B. McManus	9	D. Booker	17	C. Anderson	107	D. Thomas	6	E. Sanders	86
vs. Chargers (10/30)	B. McManus	9	D. Booker	19	D. Booker	54	Two Players	5	D. Thomas	79
at Raiders (11/6)	B. McManus	8	D. Booker	10	D. Booker	22	Two Players	5	D. Thomas	56
at Saints (11/13)	B. McManus	11	D. Booker	24	D. Booker	76	D. Thomas	8	D. Thomas	87
vs. Chiefs (11/27)	B. McManus	9	D. Booker	24	D. Booker	79	E. Sanders	7	E. Sanders	162
at Jaguars (12/4)	B. McManus	8	D. Booker	18	K. Bibbs	49	D. Thomas	10	D. Thomas	61
at Titans (12/11)	E. Sanders	6	J. Forsett	6	J. Forsett	17	E. Sanders	11	D. Thomas	126
vs. Patriots (12/18)										
at Chiefs (12/25)										
vs. Raiders (1/1)										
AVERAGE	9.5		16.3		57.2		7.0		86.7	
Postseason										
AVERAGE										
Game	TACKLES		SACKS		INTS		PASSES DEF.		ST. TACKLES	
vs. Panthers (9/8)	T. Davis	7	D. Ware	1.5	C. Harris	1	C. Harris	3	C. Latimer	2
vs. Colts (9/18)	T. Ward	8	V. Miller	3.0	A. Talib	1	A. Talib	2	Two Players	1
at Bengals (9/25)	B. Marshall	9	S. Ray	3.0	W. Parks	1	Four Players	1	K. Bibbs	2
at Buccaneers (10/2)	Three Players	6	D. Wolfe	2.5	A. Talib	2	A. Talib	2	D. Watson	2
vs. Falcons (10/9)	T. Ward	8	Two Players	1.0	-	0	A. Talib	2	Four Players	1
at Chargers (10/13)	T. Ward	7	V. Miller	1.0	-	0	B. Roby	2	Four Players	1
vs. Texans (10/24)	T. Ward	8	Team Sack	1.0	-	0	T. Ward	2	C. Nelson	3
vs. Chargers (10/30)	T.Ward	7	Four Players	4.0	Three Players	1	Three Players	2	Z. Anderson	2
at Raiders (11/6)	B. Roby	9	Two Players	1.0	-	0	B. Marshall	1	Six Players	1
at Saints (11/13)	Three Players	6	S. Barrett	1.0	D. Stewart	2	Two Players	2	Four Players	1
vs. Chiefs (11/27)	V. Miller	10	V. Miller	3.0	-	0	Six Players	1	Four Players	1
at Jaguars (12/4)	Two Players	6	V. Miller	1.0	Two Players	1	Three Players	2	J. Simmons	2
at Titans (12/11)	V. Miller	7	Two Players	1.0	-	0	Three Players	1	Two Players	1
vs. Patriots (12/18)										
at Chiefs (12/25)										
vs. Raiders (1/1)										
AVERAGE	7.5		1.8		1.3		1.8		1.5	
Postseason										
AVERAGE										
Game	PUNT RET.		PR YDS		KICKOFF RET.		KOR YDS		PUNTS	
vs. Panthers (9/8)	J. Norwood	2	J. Norwood	26	-	0	-	0	R. Dixon	3
vs. Colts (9/18)	J. Norwood	2	J. Norwood	26	-	0	-	0	R. Dixon	2
at Bengals (9/25)	J. Norwood	1	J. Norwood	11	C. Latimer	3	C. Latimer	83	R. Dixon	5
at Buccaneers (10/2)	J. Norwood	2	J. Norwood	12	-	0	-	0	R. Dixon	7
vs. Falcons (10/9)	J. Norwood	1	J. Norwood	17	C. Latimer	3	C. Latimer	65	R. Dixon	6
at Chargers (10/13)	J. Norwood	2	J. Norwood	16	J. Norwood	2	J. Norwood	46	R. Dixon	5
vs. Texans (10/24)	J. Norwood	3	J. Norwood	33	J. Norwood	1	J. Norwood	19	R. Dixon	6
vs. Chargers (10/30)	J. Norwood	2	J. Norwood	15	-	0	-	0	R. Dixon	5
at Raiders (11/6)	J. Norwood	1	J. Norwood	12	K. Bibbs	4	K. Bibbs	79	R. Dixon	6
at Saints (11/13)	J. Norwood	2	J. Norwood	17	-	0	-	0	R. Dixon	3



## 2016 INDIVIDUAL GAME-BY-GAME STATISTICS — OPPONENTS LEADERS

	SCORING		RUSHES		RUSH YDS		RECEPTIONS		REC. YDS	
Game										
vs. Panthers (9/8)	G. Gano	8	J. Stewart	15	J. Stewart	64	G. Olsen	7	K. Benjamin	91
vs. Colts (9/18)	A. Vinatieri	8	F. Gore	13	F. Gore	44	J. Ferguson	5	T. Hilton	41
at Bengals (9/25)	J. Hill	12	J. Hill	17	J. Hill	97	A. Green	8	A. Green	77
at Buccaneers (10/2)	J. Winston	6	C. Sims	15	C. Sims	28	Two Players	5	C. Brate	67
vs. Falcons (10/9)	M. Bryant	11	D. Freeman	23	D. Freeman	88	T. Coleman	4	T. Coleman	132
at Chargers (10/13)	J. Lambo	13	M. Gordon	27	M. Gordon	94	H. Henry	6	H. Henry	83
vs. Texans (10/24)	N. Novak	9	Two Players	11	A. Blue	63	Two Players	5	D. Hopkins	36
vs. Chargers (10/30)	Three Players	6	M. Gordon	23	M. Gordon	111	Three Players	4	D. Inman	72
at Raiders (11/6)	L. Murray	18	L. Murray	20	L. Murray	114	A. Cooper	6	A. Cooper	56
at Saints (11/13)	W. Snead	12	M. Ingram	11	M. Ingram	50	W. Snead	5	B. Cooks	98
vs. Chiefs (11/27)	T. Hill	18	S. Ware	17	S. Ware	64	T. Hill	9	T. Kelce	10
at Jaguars (12/4)	B. Bortles	6	D. Robinson	17	T. Yeldon	55	N. Sterling	5	N. Sterling	43
at Titans (12/11)	R. Succop	7	D. Murray	21	D. Murray	92	D. Walker	2	D. Walker	30
vs. Patriots (12/18)										
at Chiefs (12/25)										
vs. Raiders (1/1)										
AVERAGE		10.3		17.7		74.2		5.5		71.3
Postseason										
AVERAGE										
	TACKLES		SACKS		INTS		PASSES DEF.		ST. TACKLES	
Game										
vs. Panthers (9/8)	L. Kuechly	10	Two Players	1.0	Two Players	1	Six Players	1	D. Mayo	1
vs. Colts (9/18)	A. Cromartie	6	Z. Kerr	1.0	D. Butler	1	Two Players	1	Two Players	1
at Bengals (9/25)	Two Players	7	Two Players	1.0	-	0	Five Players	1	Two Players	1
at Buccaneers (10/2)	C. McDonald	8	C. McDonald	1.5	-	0	B. Grimes	3	Two Players	1
vs. Falcons (10/9)	K. Ishmael	10	V. Beasley	3.5	R. Allen	1	Three Players	1	Four Players	1
at Chargers (10/13)	J. Brown	13	Two Players	1.0	-	0	C. Mager	2	J. Perry	2
vs. Texans (10/24)	A. Bouye	11	-	0	-	0	A. Bouye	2	Four Players	4
vs. Chargers (10/30)	Two Players	6	M. Ingram	1.0	C. Hayward	1	C. Hayward	3	Three Players	1
at Raiders (11/6)	M. Smith	8	K. Mack	2.0	R. Nelson	1	R. Nelson	2	K. McGill	2
at Saints (11/13)	C. Jordan	9	Six Players	1.0	Two Players	1	Two Players	2	Three Players	1
vs. Chiefs (11/27)	J. Houston	10	J. Houston	3.0	-	0	P. Gaines	3	D. Alexander	3
at Jaguars (12/4)	Two Players	6	Two Players	1.0	-	0	J. Ramsey	2	Three Players	1
at Titans (12/11)	J. McCourty	8	Three Players	1.0	-	0	Four Players	1	Two Players	1
vs. Patriots (12/18)										
at Chiefs (12/25)										
vs. Raiders (1/1)										
AVERAGE		8.6		1.5		1.0		1.8		1.5
Postseason										
AVERAGE										
	PUNT RET.		PR YDS		KICKOFF RET.		KOR YDS		PUNTS	
Game										
vs. Panthers (9/8)	T. Ginn	2	T. Ginn	12	T. Ginn	1	T. Ginn	9	A. Lee	4
vs. Colts (9/18)	Q. Bray	0	Q. Bray	0	Q. Bray	2	Q. Bray	47	P. McAfee	4
at Bengals (9/25)	Two Players	1	A. Erickson	4	R. Burkhead	2	R. Burkhead	40	K. Huber	5
at Buccaneers (10/2)	A. Humphries	3	A. Humphries	37	R. Smith	2	R. Smith	27	B. Anger	7
vs. Falcons (10/9)	E. Weems	1	E. Weems	7	E. Weems	1	E. Weems	17	M. Boshier	3
at Chargers (10/13)	D. McCluster	3	D. McCluster	28	Two Players	1	G. Whalen	12	D. Kaser	5
vs. Texans (10/24)	T. Ervin	2	T. Ervin	11	Three Players	1	W. Fuller	19	S. Lechler	5
vs. Chargers (10/30)	D. McCluster	3	D. McCluster	14	Two Players	1	G. Whalen	25	D. Kaser	5
at Raiders (11/6)	J. Richard	4	J. Richard	26	Two Players	1	J. Richard	26	M. King	4
at Saints (11/13)	Two Players	1	Two Players	2	T. Hightower	2	T. Hightower	45	T. Morstead	4
vs. Chiefs (11/27)	T. Hill	2	T. Hill	28	T. Hill	1	T. Hill	86	D. Colquitt	9
at Jaguars (12/4)	B. Walters	4	B. Walters	17	C. Smith	1	C. Smith	0	B. Nortman	8
at Titans (12/11)	M. Mariani	1	M. Mariani	17	M. Mariani	2	M. Mariani	37	B. Kern	7
vs. Patriots (12/18)										
at Chiefs (12/25)										
vs. Raiders (1/1)										
AVERAGE		2.1		15.6		1.4		30.0		5.4
Postseason										
AVERAGE										



## BRONCOS 2016 GAME-BY-GAME TACKLE CHART

	vs. Car. (9/18)	vs. Ind. (9/18)	at Cin. (9/25)	at T.B. (10/2)	vs. Atl. (10/9)	at S.D. (10/13)	vs. Hou. (10/24)	vs. S.D. (10/30)	at Oak. (11/6)	at N.O. (11/13)	vs. K.C. (11/27)	at Jac. (12/4)	at Ten. (12/11)	vs. N.E. (12/18)	at K.C. (12/25)	vs. Oak. (1/1)	TOTAL
T.J. Ward	5	8	2	4	8	7	8	10	8	6	3	6	6				81
Todd Davis	7	5	5	2	7	4	4	8	4	6	4	4	6				66
Von Miller	3	7	2	4	4	6	3	4	2	4	10	4	7				60
Chris Harris Jr.	2	3	5	4	5	6	7	6	6	2	5	3	2				56
Darian Stewart	5	1	6	4	3	6	5	3	8	3	2	1	5				52
Brandon Marshall	6	4	9	6	3	6	4		2	3	6	3					52
Derek Wolfe	2	4	4	6	3	3	3	3	2		8	6	3				47
Shane Ray	2	1	6	2	7	3	5	2	4		4	4	2				42
Jared Crick	1	2	2	3	5	5	3	2	1	4	6	4	1				39
Bradley Roby	5		2	2	2	1	1	7	9	2	2	3					36
Corey Nelson	2		1	2	1	1	4	5	6	4		3	6				35
Aqib Talib	1	2	5	3	2	3	4				5	3	2				30
Sylvester Williams	1			2		3	3	2	5	4	1	2	2				25
Shaquil Barrett	1	1	1	6	3	1	1	1	4	1		3	1				24
Billy Winn		1	1	1	2	2	1	4		2	1	1					16
Justin Simmons	1	4					1	1	1	2	2	2	2				16
DeMarcus Ware	3	1							1		3	3	2				13
Will Parks		1	2			1	2	1	2	2	1						12
Adam Gotsis			2	1				1	1	1		2	1				9
Zaire Anderson					1								5				6
Darius Kilgo	1	1	1		1		1										5
Kayvon Webster	1	1						1		1							4
Dekoda Watson			1	1			1										3
Lorenzo Doss								1		1							3
Taurean Nixon									1								1
Shiloh Keo			1														1
TOTALS	49	47	58	53	57	58	61	62	68	48	63	57	53	0	0	0	734

## BRONCOS 2016 GAME-BY-GAME SACK CHART

	vs. Car. (9/18)	vs. Ind. (9/18)	at Cin. (9/25)	at T.B. (10/2)	vs. Atl. (10/9)	at S.D. (10/13)	vs. Hou. (10/24)	vs. S.D. (10/30)	at Oak. (11/6)	at N.O. (11/13)	vs. K.C. (11/27)	at Jac. (12/4)	at Ten. (12/11)	vs. N.E. (12/18)	at K.C. (12/25)	vs. Oak. (1/1)	TOTAL
Von Miller	1	3		0.5	1	1		1	1		3						12.5
Shane Ray			3		0.5	0.5					1		1				6.0
Derek Wolfe		1.5		2.5	0.5						1						5.5
DeMarcus Ware	1.5	0.5									1		1				4.0
Jared Crick				0.5		0.5		1									2.0
Team							1					1					2.0
Shaquil Barrett				0.5						1							1.5
Sylvester Williams				1													1.0
T.J. Ward								1									1.0
Justin Simmons								1									1.0
Bradley Roby									1								1.0
Todd Davis	0.5																0.5
TOTALS	3	5	4	5	2	2	1	4	2	1	6	1	2	0	0	0	38.0

## BRONCOS 2016 GAME-BY-GAME INTERCEPTION CHART

	vs. Car. (9/18)	vs. Ind. (9/18)	at Cin. (9/25)	at T.B. (10/2)	vs. Atl. (10/9)	at S.D. (10/13)	vs. Hou. (10/24)	vs. S.D. (10/30)	at Oak. (11/6)	at N.O. (11/13)	vs. K.C. (11/27)	at Jac. (12/4)	at Ten. (12/11)	vs. N.E. (12/18)	at K.C. (12/25)	vs. Oak. (1/1)	TOTAL
Aqib Talib																	3
Darian Stewart		1		2				1		2							3
Chris Harris Jr.	1										1						2
Bradley Roby								1			1						2
T.J. Ward								1									1
Will Parks			1														1
TOTALS	1	1	1	2	0	0	0	3	0	2	2	0	0	0	0	0	12



# DENVER BRONCOS 2016 REGULAR SEASON MISCELLANEOUS GAME INFORMATION

GAME	W/L	KICKOFF	LENGTH	ATTN.	TEMP.	TV	BROADCAST CREW	OFFICIALS
vs. Panthers (9/8)	W, 21-20	6:40 PM MDT	3:12	76,843	85° F	NBC	Al Michaels Cris Collinsworth Michelle Tafoya	REF: Steratore (114); UMP: Schuster (89); HL: Walker (123); LJ: Arthur(108); FJ: Weatherford (116); SJ: Wagoner (25); BJ: Paganelli (105); RO: Weidner
vs. Colts (9/18)	W, 34-20	2:25 PM MDT	3:12	76,379	85° F	CBS	Jim Nantz Phil Simms Tracy Wolfson	REF:Coleman (65); UMP: Rice (44); HL: Bowers (174); LJ: Codey (16); FJ: Brown (43); SJ: Eck (76); BJ: Miles (111); RO: Nazzaro
at Bengals (9/25)	W, 29-17	1:02 PM MDT	3:05	63,850	81° F	CBS	Ian Eagle Dan Fouts Evan Washburn	REF: Parry (132); UMP: Pellis (131); HL: McGrath (5); LJ: Seeman (45); FJ: Walker (26); SJ: Washington (7); BJ: Paganelli (46); RO: McGrath
at Buccaneers (10/2)	W, 27-7	4:05 PM EST	4:32	60,375	88° F	CBS	Spero Dedes Solomon Wilcox	REF: Boger (23); UMP: Hall (49); HL: Camp (34); LJ: McKenzie (8); FJ: Hall (103); SJ: Coleman IV (87); BJ: Steratore (112); RO: Madsen
vs. Falcons (10/9)	L, 23-16	2:05 PM MDT	2:58	76,802	72° F	FOX	Chris Myers John Lynch Pam Oliver	REF: McAulay (77); UMP: Wash (96); HL: Bergman (91); LJ: Stephan (68); FJ: Coleman (95); SJ: Monroe (120); BJ: Martinez (39); RO: Frantz
at Chargers (10/13)	L, 21-13	5:25 PM PT	3:18	58,904	70° F	CBS	Jim Nantz Phil Simms Tracy Wolfson	REF: Wrolstad (4); UMP: Anderson (31); HL: Hittner (28); LJ: Mapp (10); FJ: Zimmer (33); SJ: Lamberth (21); BJ: Dyer (27); RO: Nemmers
vs. Texans (10/24)	W, 27-9	6:30 PM MDT	3:05	76,865	71° F	ESPN	Sean McDonough Jon Gruden Lisa Salters	REF: Cheffers (51); UMP: Fowler (71); HL: Payne (79); LJ: Podraza (47); FJ: Freeman (88); SJ: Novak (1); BJ: Quirk (63); RO: Stewart
vs. Chargers (10/30)	W, 27-19	2:05 PM MDT	3:29	76,756	76° F	CBS	Greg Gumbel Trent Green Jamie Erdahl	REF: Corrente (99); UMP: Ferrell (64); HL: Turner (13); LJ: Podraza (47); FJ: Horton (82); SJ: Vernatchi (75); BJ: Prukop (30); RO: Yurk
at Raiders (11/6)	L, 30-20	5:30 PM PST	3:18	54,957	65° F	NBC	Al Michaels Cris Collinsworth Michelle Tafoya	REF: Blakeman (34); UMP: George (128); HL: Cruz (94); LJ: Seeman (45); FJ: Hill (29); SJ: Larrew (73); BJ: Patrick (17); RO: Reels
at Saints (11/13)	W, 25-23	12:05 CST	3:05	73,138	62° F	CBS	Jim Nantz Phil Simms Tracy Wolfson	REF: Vinovich (52); UMP: Stritesky (102); HL: McKinnely (110); LJ: Perlman (9); FJ: Banks (72); SJ: Cavaletto (60); BJ: Meyer (78); RO: Lewis
vs. Chiefs (11/27)	L, 30-27	6:30 PM MST	3:57	76,819	44° F	NBC	Mike Tirico Cris Collinsworth Michelle Tafoya	REF: Morelli (135); UMP: Ellison (81); HL: Stelljes (22); LJ: Johnson (101); FJ: Rosenbaum (67); SJ: Cheek (41); BJ: Paganelli (105); RO: Moore
at Jaguars (12/4)	W, 20-10	1:02 PM EST	3:07	63,075	70° F	CBS	Spero Dedes Solomon Wilcox	REF: Wrolstad (4); UMP: Anderson (31); HL: Hittner (28); LJ: Mapp (10); FJ: Zimmer (33); SJ: Lamberth (21); BJ: Dyer (27); RO: Nemmers
at Titans (12/11)	L, 13-10	12:02 PM CST	3:02	68,780	50° F	CBS	Ian Eagle Dan Fouts Evan Washburn	REF: Parry (132); UMP: Pellis (131); HL: McGrath (5); LJ: Seeman (45); FJ: Walker (26); SJ: Coleman (95); BJ: Paganelli (46); RO: McGrath
vs. Patriots (12/18)								
at Chiefs (12/25)								
vs. Raiders (1/1)								



# 2016 DENVER BRONCO MISCELLANEOUS STATISTICS (Won 8, Lost 5)

©

## DRIVE ENGINEERING

DRIVE ENGINEERING	Drives	Drives Ended By										Points	Pts./	Quarterback		Directing Offense**			
Quarterback	Started	TD	FG	FGA	PNT	DWN	TRN	SAF	CLK	RPL	Yielded	Drive	Drive Efficiency*		Plays	Yards	Avg.	3 & Out	
T. SIEMIAN.....	128	24	19	4	50	3	16	2	10	0	223	1.74	33.6%	39.8%	657	3558	5.4	43	
P. LYNCH.....	32	3	7	0	20	0	1	0	1	0	42	1.31	31.3%	32.3%	166	719	4.3	12	
DENVER.....	160	27	26	4	70	3	17	2	11	(0)	265	1.66	33.1%	38.3%	823	4277	5.2	55	
Opponents.....	157	22	24	3	70	8	20	0	10	(0)	225	1.43	29.3%	33.3%	865	4050	4.7	54	

(\*—the second number is the percentage the quarterback has put his team in position to score, allowing for missed field goals and subtracting those drives ended by the clock and replaced due to injury. Quarterbacks who leave the game during a drive only get a replacement credit if team goes on to earn at least one first down. Blocked punts for safeties counted as drive ended by punt; \*\*—does not include plays when not at helm or not truly setting a play in motion, i.e., muffed punts/kneeldowns/spiked balls: Lynch 3-for-[-4], Siemian 9-for-[-8]; Opponents 14-for-[-11]. (3 & outs includes all drives without first downs, minus FGs and clock.)

## KICKOFF ANALYSIS

Kicker	No. Total	Opp. Ret.	FC	MF	NA	TB	EZ+	In20/25	TD	OB	OnS	SQB	FK	OSY-----	Ret.	ASV-----	Ret.	In Denver
B. McMANUS.....	64	21	0	0	0	42	27	9/14	0	1	(2)	(1)	(0)	1547	455	O24	O22	33 KO / 25 TB / 17 EZ+
R. DIXON.....	1	0	0	0	0	1	0	0/0	0	0	(1)	(0)	(2)	25	25	O25	O25	0 KO / 0 TB / 0 EZ+
Opponents.....	59	13	0	0	0	46	25	7/12	0	0	(1)	(0)	(0)	1420	268	D24	D21	30 KO / 26 TB / 17 EZ+

(KEY: MF—muffed; EZ—through or over end zone; OSY—Opponent Cumulative Starting Yardlines; ASV—Average Starting Yardline; Ret—averages using returned kicks only. Onside (OnS), short squibs (SQB) and free kicks (FK) omitted in figuring the above (return counts could be off) out-of-bounds (OB) are not. Yardlines determined from spot of penalties. Returns on inside kicks/squibs are omitted from the above.)

## FIRST DOWN TENDENCIES

Team	Rushing	Passing	Overall	Times Gained	Miscellany
	Plays Yards Avg.	Plays Yards Avg.	Plays Yards Avg.	20+ 10+ 5+ 2- 0 Neg.	TD QBS TO
DENVER.....	175 565 3.2	189 1257 6.7	364 1822 5.01	15 61 137 181 78 42	7 15 5
Opponents.....	205 818 4.0	170 986 5.8	375 1804 4.81	18 55 135 171 89 25	9 9 5

## YARDS GAINED ANALYSIS

Team	1st Down-----	2nd Down-----	3rd Down-----	4th Down-----	Season-----	By Quarter-----	Plus Territory (50-in)---
	Att Yards Avg.	Att Yards Avg.	Att Yards Avg.	Att Yards Avg.	Att Yards Avg.	1st 2nd 3rd 4th OT	Att. Yards Avg. Pts
DENVER.....	364 1822 5.0	283 1410 5.0	177 1003 5.7	11 30 2.7	835 4265 5.11	779 1198 891 1329 68	357 1567 4.4 244
Opponents....	375 1804 4.8	296 1362 4.6	194 822 4.2	14 51 3.6	879 4039 4.59	1176 855 940 1000 68	357 1417 4.0 225

Drives In Opponent Territory (minus drives with 50+ scores or no plays): Denver 77/157 (49.0%, 20.4 ypd); Opponents 78/157 (49.7%, 18.2 ypd).

**Note:** Opponents have three more third down plays than third down efficiency attempts due to an accepted penalties marked from spot of the foul.

## THIRD DOWN EFFICIENCY ANALYSIS

Team	3rd Down &	1	2	3	4	5	6	7	8	9	10	11-14	15-19	20+	Rush	Pass	Half/OT	Total	Pct.
DENVER.....	15-29	7-15	5-10	5-12	7-13	1- 6	4-15	3- 8	4-16	5-15	8-23	0-13	0- 2	15-39	49-138	37-91	64-177	36.2	
Opponents.....	14-22	8-16	5-14	4-12	7-17	6-13	9-14	6-16	4-13	5-21	1-15	0-12	1- 6	22-35	48-156	35-99	70-191	36.6	

**OVERTIME:** Denver 3-5, Opponents 0-1. **AVERAGE YARDS TO GO:** Denver 7.0 (177/1239); Opponents 7.3 (191/1399).

**DENVER DEFENSE:** 20 QB sacks (118 yards), 6 INT (2 TD), 3 FR. **OPPONENT DEFENSE:** 13 QB sacks (65 yards), 3 INT, 1 FR, 1 SAF.

**SECOND DOWN EFFICIENCY:** Denver 86-283 (30.4; 1-4 yds: 41-72); Opponent 85-296 (28.7; 1-4 yds: 31-57)

## TURNOVER ANALYSIS

DENVER's 18 turnovers have led to 52 Opponent points: 6 TD, 4 FG; 21.8% of Opponents' total points (239).

OPPONENTS' 23 turnovers have led to 103 Denver points: 12 TD, 6 FG; 34.4% of Denver's total points (299).

**BY QTR (18):** 3 / 3 / 7 / 5 (0 OT)

**BY QTR (23):** 3 / 6 / 4 / 10 (0 OT)

## AVERAGE STARTING FIELD POSITION

	Denver	Opponent
Drives Started.....	160	157
Cumulative Starting Yardlines.....	4614	4500
Average Field Position.....	D29	O29
Drives Started In Plus Territory.....	22	13
Scores/TD,FG.....	15/7.8	6/3.3
FGA/Punts/Downs.....	0/3/0	0/2/1
Turnovers/Clock/Ran Out Clock.....	1/0/3	1/0/3
Drives Started Inside Own 20/At Own 20....	56 (43/13)	41 (32/9)
Points Scored (TD/FG).....	68 (8/4)	45 (5/4)
Drives Started Inside Opponent 20 (Pts).....	4 (17)	0 (0)

## SCORING PERCENTAGE INSIDE-THE-20 (RED ZONE)

	Denver	Opponent
Times Penetrated Opponent 20.....	42	37
Total Scores.....	37	35
Touchdowns (Rush/Pass).....	19 (8/11)	19 (11/8)
Field Goals-Attempts.....	18-19	16-16
Turnovers/Downs/Punts/Clock.....	3/1/0/0	0/1/1/0
Scores From The 20 & Outside/TD,FG.....	10/5.5	12/3.9
Total Red Zone Plays-Yards.....	117-236/2.0	98-274/2.8
Third Down Efficiency.....	9-29/31.0	10-25/40.0
Fourth Down Efficiency.....	1-2/50.0	2-4/50.0
Overall Scoring Percentage.....	88.1	94.6
TD Percentage.....	45.2	51.4
#—Ran Out Clock Not Trying To Score.....	0	0

(#—not included in total count or any stats above once choice is made.)

## YARDS LOST DUE TO PENALTIES

	Denver	Opponent
Times Penalized After Offensive Gain/Score..	14	25
Yards Lost Due To Penalties.....	179	218
Touchdowns Called Back.....	1	2
Field Goals Called Back.....	0	0
First Downs Lost.....	9	15

## TIME SPENT IN THE LEAD

	Denver	Tied	Opponent
13 Games (794:58 total time).....	293:29	162:18	339:11
Percentage.....	36.9	20.4	42.7

Denver has led in 9 games. Opponent has led in 12 games.

## EXPANDED PUNTING

Player	Punts	Yards	Avg.	Ret.	Yards	Return	Long	Pct.	Not	Net	In 20/15/10/5	TB	FC	60+	50+	Own 25 & Inside	Plus Terr.	Adjusted 50 & Out
R. DIXON.....	70	3193	45.61	31	211	6.8	17	55.7	41.17	22/16/7/2	5	20	2	15	24	1126	46.9	9-344 (6) 61 2849 46.7

## FIRST DOWNS EARNED

Player	Rush	Pass	Rec.	—	Total	(3/4)
T. SIEMIAN.....	6	128	0	—	134	(47)
D. THOMAS.....	0	0	47	—	47	(17)
E. SANDERS.....	0	0	45	—	45	(11)
D. BOOKER.....	25	0	4	—	29	(6)
C. ANDERSON.....	22	0	6	—	28	(7)
P. LYNCH.....	1	25	0	—	26	(9)
V. GREEN.....	0	0	12	—	12	(5)
K. BIBBS.....	7	0	1	—	8	(2)
J. NORWOOD.....	0	0	8	—	8	(2)
J. TAYLOR.....	0	0	7	—	7	(3)
A. JANOVICH.....	2	0	4	—	6	(2)
B. FOWLER.....	0	0	5	—	5	(2)
A. DERBY.....	0	0	5	—	5	(4)
C. LATIMER.....	0	0	4	—	4	(2)
J. PHILLIPS.....	0	0	3	—	3	(1)
J. HEUERMAN.....	0	0	2	—	2	(0)
R. DIXON.....	0	1	0	—	1	(1)
J. FORSETT.....	0	0	1	—	1	(0)
J. THOMPSON.....	1	0	0	—	1	(1)

(3/4—first downs earned on third and fourth down plays.)

## TRUE QUARTERBACK RUSHING

Player	Att.	Yds	Avg.	K-downs	Abort	Adjusted-----	Spiked Ps
T. SIEMIAN.....	24	59	2.5	8-(-8)	1	15 67 4.5	0
P. LYNCH.....	12	24	2.0	4-(-5)	0	8 29 3.6	0

## GOAL-TO-GO SITUATIONS

Team	Summary-----	GTG Plays-----
	Total* TD FG FGA DWN TO CLK	Plays TDs Pct. TD Pct.
DENVER.....	25 17 6 0 1 1 0	60 17 28.3 68.0
OPPONENTS.....	20 16 3 0 1 0 0	38 16 42.1 80.0

(\*—does not include purposely running out the clock: Denver 0, Opponent 0.)





# Denver 21, Carolina 20

Thursday, Sept. 8, 2016 • 6:40 p.m. MDT • Sports Authority Field at Mile High • Denver

WEATHER: Sunny and Clear, 85°, Wind E 10 mph • TIME: 3:12 • ATTENDANCE: 76,843

For the fifth consecutive season the Denver Broncos captured a victory in their season opener, defeating the Carolina Panthers by a score of 21-20 in a rematch of Super Bowl 50.

Denver running back C.J. Anderson rushed for a game-high 92 yards and had 47 yards receiving in the match up, which marked the first time since 1970 that Super Bowl participants from the previous season met in Week 1.

The Broncos' promising opening drive was thwarted when rookie running back Devontae Booker fumbled on his initial NFL carry. Panthers linebacker Shaq Thompson recovered the fumble, giving Carolina possession of the ball on its own 29-yard line.

The Panthers capitalized on the turnover, striking first off a 14-yard touchdown pass from quarterback Cam Newton to wide receiver Kelvin Benjamin.

On the Broncos' ensuing possession, quarterback Trevor Siemian, making his first NFL start, threw his first of two interceptions with Panthers linebacker Thomas Davis recording the takeaway.

After the Denver's defense held stout on the first drive of the second quarter, rookie fullback Andy Janovich ripped off a 28-yard touchdown run on his first career carry to tie the score at 7-7.

Carolina would tack on an additional 10 points before halftime to take a 17-7 lead into the locker room. Newton scrambled for a 2-yard touchdown, capping an 18-play, 89-yard drive, while kicker Graham Gano split the uprights from 44 yards with three seconds remaining in the half.

Siemian threw his second interception of the game to open the half in a scoreless third quarter for both teams.

The Broncos then came out firing on all cylinders in the fourth quarter, outscoring the Panthers 14-3.

On the first play of the fourth, Anderson took a screen pass from Siemian 25 yards for a score, pulling within 17-14.

Two plays later, Broncos cornerback Chris Harris Jr. tipped a Newton pass and caught the ball, registering the Broncos' only takeaway of the game.

Denver turned the interception into seven points after a 10-play, 23-yard drive ended in a 1-yard rushing score from Anderson—his second touchdown of the game. With the touchdown, Denver took its first lead of the game, 21-17.

Carolina and Gano answered with a 36-yard field goal to pull within one, 21-20, but that's as close as Carolina would get.

The Panthers mounted a final drive into field goal range after converting a 4th-and-21 thanks to a defensive penalty.

With nine seconds left, Gano pushed a potential game-winning 50-yard field goal wide left, sealing the Denver victory.

The win marked Denver's 29th victory in 33 home openers under Owner Pat Bowlen.

## OFFICIALS:

**Referee** — Gene Steratore (114); **Umpire** — Bill Schuster (89); **Head Linesman** — Ed Walker (123); **Line Judge** — Gary Arthur (108); **Side Judge** — Bob Waggoner (25); **Field Judge** — Mike Weatherford (116); **Back Judge** — Dino Paganelli (105); **Replay** — Paul Weidner

## DENVER BRONCOS

### OFFENSE

**WR** 88 D. Thomas  
**LT** 73 R. Okung  
**G** 76 M. Garcia  
**C** 61 M. Paradis  
**RG** 79 M. Schofield  
**RT** 71 D. Stephenson  
**TE** 85 V. Green  
**WR** 10 E. Sanders  
**RB** 22 C. Anderson  
**QB** 13 T. Siemian  
**WR** 11 J. Norwood

### DEFENSE

**DE** 95 D. Wolfe  
**NT** 92 S. Williams  
**DE** 93 J. Crick  
**SLB** 58 V. Miller  
**MLB** 94 D. Ware  
**ILB** 54 B. Marshall  
**ILB** 51 T. Davis  
**LCB** 21 A. Talib  
**RCB** 25 C. Harris Jr.  
**SS** 43 T. Ward  
**FS** 26 D. Stewart

**BRONCOS SUBSTITUTIONS:** K 8 B.McManus, P 9 R.Dixon, WR 14 C.Latimer, RB 23 D.Booker, CB 29 B.Roby, S 31 J.Simmons, FB 32 A.Janovich, S 34 W.Parks, RB 35 K.Bibbs, CB 36 K.Webster, LS 42 C.Kreiter, OLB 48 S.Barrett, ILB 50 Z.Anderson, ILB 52 C.Nelson, OLB 56 S.Ray, OLB 57 D.Watson, OL 77 D.Weems, TE 86 J.Phillips, WR 87 J.Taylor, DE 97 B.Winn, NT 98 D.Kilgo, DE 99 A.Gotsis. **DID NOT PLAY:** QB 12 P.Lynch, C 53 J.Ferentz. **INACTIVE:** QB 4 A.Davis, WR 16 B.Fowler, CB 37 L.Doss, G 60 C.McGovern, OL 74, T.Sambrailo, TE 82 J.Heuerman, DT 90 K.Peko.

## CAROLINA PANTHERS

### OFFENSE

**WR** 17 D. Funchess  
**LT** 73 M. Oher  
**LG** 68 A. Norwell  
**C** 67 R. Kalil  
**RG** 70 T. Turner  
**RT** 74 M. Remmers  
**TE** 84 E. Dickson  
**TE** 88 G. Olsen  
**QB** 1 C. Newton  
**TE** 80 S. Simonson  
**RB** 28 J. Stewart

### DEFENSE

**LDE** 95 C. Johnson  
**LDT** 98 S. Lotulelei  
**RDT** 99 K. Short  
**RDE** 94 K. Ealy  
**CB** 27 R. McClain  
**MLB** 59 L. Kuechly  
**WLB** 58 T. Davis  
**LCB** 24 J. Bradberry  
**RCB** 25 B. Benwikere  
**SS** 20 K. Coleman  
**FS** 33 T. Boston

**PANTHERS SUBSTITUTIONS:** P 8 A.Lee, K 9 G.Gano, WR 10 C.Brown, WR 13 K.Benjamin, QB 14 J.Webb, WR 19 T.Ginn, CB 21 T.Williams, DB 26 D.Worley, FB 35 M.Tolbert, DB 42 C.Jones, RB 43 F.Whittaker, LS 44 J.Jansen, LB 54 S.Thompson, LB 55 D.Mayo, LB 56 A.Klein, LB 57 J.Cash, T 60 D.Williams, DT 90 P.Solai, DE 91 R.Delaire, DT 92 V.Butler, DE 97 M.Addison. **DID NOT PLAY:** QB 3 D.Anderson, G 66 G.Gradkowski, G 78 D.Hawkins. **INACTIVE:** WR 11 B.Bersin, WR 18 D.Byrd, S 29 D.Marlowe, RB 34 C.Artis-Payne, LB 52 J.Norris, G 69 T.Larsen, DE 93 L.Edwards.

		1	2	3	4	OT	TOTAL	FIELD GOALS (made ( ) & missed)		
VISITOR	Carolina Panthers	7	10	0	3	—	20	G. Gano (44)(36) 50WL		
HOME	Denver Broncos	0	7	0	14	—	21			
Team	Qtr	Clock Time	PLAY DESCRIPTION (Extra Point) (Drive Info)				SCORE			
PANTHERS	1	7:13	K. Benjamin 14 yd. pass from C. Newton (G. Gano kick) (8-71, 4:24)				7	0		
BRONCOS	2	12:16	A. Janovich 28 yd. run (B. McManus kick) (5-80, 2:36)				7	7		
PANTHERS	2	3:01	C. Newton 2 yd. run (G. Gano kick) (18-89, 9:15)				14	7		
PANTHERS	2	0:03	G. Gano 44 yd. Field Goal (7-52, 1:42)				17	7		
BRONCOS	4	14:50	C. Anderson 25 yd. pass from T. Siemian (B. McManus kick) (8-78, 4:08)				17	14		
BRONCOS	4	9:26	C. Anderson 1 yd. run (B. McManus kick) (10-23, 4:41)				17	21		
PANTHERS	4	4:21	G. Gano 36 yd. Field Goal (10-57, 5:05)				20	21		









## Denver 34, Indianapolis 20

Sunday, Sept. 18, 2016 • 2:25 p.m. MDT • Sports Authority Field at Mile High • Denver

**WEATHER:** Sunny, 85°, Wind E 4 mph • **TIME:** 3:12 • **ATTENDANCE:** 76,379

Two defensive touchdowns helped spark the Broncos as Denver topped the Indianapolis Colts, 34-20, for its second win of the 2016 season. With the victory, Denver moved to 2-0 to start the year, marking the fourth straight season the team opened up with a two-game win streak.

Denver opened the game with a promising offensive drive, but could not capitalize as kicker Brandon McManus pushed a 54-yard field goal wide left.

On the ensuing Colts drive, quarterback Andrew Luck marched Indianapolis down the field before stalling at Denver's 30-yard line. Colts kicker Adam Vinatieri gave the visitors a 3-0 lead off a 48-yard field goal.

Denver would then answer with three points of its own as a 44-yard pass from quarterback Trevor Siemian to wide receiver Demaryius Thomas set McManus up for a 23-yard field goal knotting the game at 3-3.

Siemian and the Denver offense opened up the second quarter by finding the end zone. From the Colt's 4-yard line, Anderson darted up the middle for the first touchdown of the game.

Indianapolis' defense generated the first turnover of the game after cornerback Darius Butler jumped a Siemian pass, returning it 19 yards. Butler injured his hamstring on the return, preventing a touchdown, and the Colts had to settle for a 52-yard field goal from Vinatieri to pull within 10-6.

With less than 10 seconds left in the first half, Denver extended its lead to 13-6 after McManus hit his second of the day, a 43-yarder.

On the first possession of the second half, the Colts put together a 13-play, 79-yard drive that culminated in a 5-yard touchdown run by Robin Turbin, tying the game at 13.

After McManus' third field goal—a 33-yarder—the Broncos padded their lead early in the fourth quarter when cornerback Aqib Talib jumped a Luck pass, taking it 46 yards for a pick-six.

Midway through the fourth, Indianapolis made things interesting when Luck found running back Frank Gore for a 7-yard touchdown pass, to pull within 23-20 with 4:02 remaining.

After a Denver field goal put the home team up by six points with less than two minutes remaining, the Colts took over looking to drive for the winning score.

On the first play of their drive, Luck was sacked by Broncos linebacker Von Miller, who forced a fumble that was recovered by teammate Shane Ray and returned 15 yards for a touchdown.

Siemian then hit Thomas for the two-point conversion, sealing the 34-20 victory.

The game marked the 10th time in team history—and the first since 2012—that the Broncos recorded multiple defensive touchdowns in a single contest.

### OFFICIALS:

**Referee** — Walt Coleman (65); **Umpire** — Jeff Rice (44); **Head Linesman** — Derick Bowers (174); **Line Judge** — Kevin Codey (16); **Side Judge** — Alan Eck (76); **Field Judge** — Terry Brown (43); **Back Judge** — Terrance Miles (111); **Replay** — Louis Nazzaro

### DENVER BRONCOS

#### OFFENSE

**WR** 88 D. Thomas  
**LT** 73 R. Okung  
**G** 76 M. Garcia  
**C** 61 M. Paradis  
**RG** 79 M. Schofield  
**RT** 71 D. Stephenson  
**WR** 11 J. Norwood  
**WR** 10 E. Sanders  
**RB** 22 C. Anderson  
**QB** 13 T. Siemian  
**WR** 14 C. Latimer

#### DEFENSE

**DE** 95 D. Wolfe  
**NT** 92 S. Williams  
**DE** 93 J. Crick  
**SLB** 58 V. Miller  
**MLB** 94 D. Ware  
**ILB** 54 B. Marshall  
**ILB** 51 T. Davis  
**LCB** 21 A. Talib  
**RCB** 25 C. Harris Jr.  
**SS** 43 T. Ward  
**FS** 26 D. Stewart

**BRONCOS SUBSTITUTIONS:** K 8 B.McManus, P 9 R.Dixon, RB 23 D.Booker, CB 29 B.Roby, S 31 J.Simmons, FB 32 A.Janovich, S 34 W.Parks, RB 35 K.Bibbs, CB 36 K.Webster, LS 42 C.Kreiter, OLB 48 S.Barrett, ILB 50 Z.Anderson, ILB 52 C.Nelson, C 53 J.Ferentz, OLB 56 S.Ray, OLB 57 D.Watson, OL 77 D.Weems, TE 85 V.Green, TE 86 J.Phillips, WR 87 J.Taylor, DE 97 B.Winn, NT 98 D.Kilgo, DE 99 A.Gotsis. **DID NOT PLAY:** QB 12 P.Lynch. **INACTIVE:** QB 4 A.Davis, WR 16 B.Fowler, CB 37 L.Doss, G 60 C.McGovern, OL 74 T.Sambrailo, TE 82 J.Heuerman, DT 90 K.Peko.

### INDIANAPOLIS COLTS

#### OFFENSE

**TE** 86 E. Swoope  
**LT** 74 A. Castonzo  
**LG** 75 J. Mewhort  
**C** 78 R. Kelly  
**RG** 71 D. Good  
**RT** 76 J. Reitz  
**TE** 83 D. Allen  
**WR** 13 T. Hilton  
**QB** 12 A. Luck  
**TE** 84 J. Doyle  
**RB** 23 F. Gore

#### DEFENSE

**DE** 90 K. Langford  
**NT** 54 D. Parry  
**CB** 20 D. Butler  
**SLB** 93 E. Walden  
**MIKE** 52 D. Jackson  
**WILL** 55 Si. Moore  
**RUSH** 98 R. Mathis  
**LCB** 30 R. Melvin  
**SS** 29 M. Adams  
**FS** 26 C. Geathers  
**RCB** 32 A. Cromartie

**COLTS SUBSTITUTIONS:** P 1 P.McAfee, K 4 A.Vinatieri, WR 10 D.Moncrief, WR 11 Q.Bray, WR 15 P.Dorsett, S 27 W.Guy, RB 28 J.Todman, RB 33 R.Turbin, RB 34 J.Ferguson, CB 35 D.Morris, S 41 M.Farley, ILB 44 A.Morrison, LS 45 M.Overton, ILB 53 E.Jackson, OLB 56 A.Ayers, ILB 57 J.McNary, C 72 J.Harrison, T 73 J.Haeg, WR 80 C.Rogers, DT 91 H.Ridgeway, OLB 92 C.Maggitt, NT 94 Z.Kerr, DT 99 T.McGill. **DID NOT PLAY:** QB 16 S.Tolzien. **INACTIVE:** CB 21 V.Davis, CB 25 P.Robinson, S 32 T.Green, OLB 58 T.Cole, T 62 L.Clark, C 63 A.Blythe, DT 96 H.Anderson.

		1	2	3	4	OT	TOTAL	FIELD GOALS (made ( ) & missed)
<b>VISITOR</b>	Indianapolis Colts	3	3	7	7	—	20	A. Vinatieri (48)(52)
<b>HOME</b>	Denver Broncos	3	10	3	18	—	34	B. McManus 54WL(23)(43)(33)(35)

Team	Qtr	Clock Time	PLAY DESCRIPTION (Extra Point) (Drive Info)	SCORE Visitor Home
COLTS	1	8:17	A. Vinatieri 48 yd. Field Goal (7-26, 3:24)	3 0
BRONCOS	1	5:30	B. McManus 23 yd. Field Goal (7-70, 2:47)	3 3
BRONCOS	2	11:41	C. Anderson 4 yd. run (B. McManus kick) (6-69, 3:19)	3 10
COLTS	2	2:43	A. Vinatieri 52 yd. Field Goal (9-21, 3:36)	6 10
BRONCOS	2	0:05	B. McManus 43 yd. Field Goal (11-50, 2:38)	6 13
COLTS	3	8:06	R. Turbin 5 yd. run (A. Vinatieri kick) (13-79, 6:54)	13 13
BRONCOS	3	1:09	B. McManus 33 yd. Field Goal (13-60, 6:57)	13 16
BRONCOS	4	13:52	A. Talib 46 yd. interception return (B. McManus kick)	13 23
COLTS	4	4:02	F. Gore 7 yd. pass from A. Luck (A. Vinatieri kick) (12-80, 5:28)	20 23
BRONCOS	4	1:51	B. McManus 35 yd. Field Goal (8-58, 2:11)	20 26
BRONCOS	4	1:42	S. Ray 15 yd. fumble return (T. Siemian-D. Thomas pass)	20 34









## Denver 29, Cincinnati 17

Sunday, Sept. 25, 2016 • 1:02 p.m. EDT • Paul Brown Stadium • Cincinnati

**WEATHER:** Sunny, 81°, Wind S 3 mph • **TIME:** 3:05 • **ATTENDANCE:** 63,850

The Denver Broncos picked up their first road victory of the season with a 29-17 victory over the Cincinnati Bengals in a back-and-forth affair in front of 63,850 fans at Paul Brown Stadium.

Denver was led by quarterback Trevor Siemian (23-of-35 for 312 yards, 4 TDs, 132.1 rtg.), who became the first player in NFL history to throw for 300 yards and four touchdowns without an interception in his first career road start.

Cincinnati opened the game on a 5-play, 74-yard drive, culminating in a 3-yard touchdown run from Bengals running back Jeremy Hill, the first of two from Hill on the day.

On the ensuing Broncos drive, Denver cut the Bengals' lead to 7-3 following a 20-yard field goal from kicker Brandon McManus.

At the end of the first quarter, Denver posted its first takeaway of the game after Cincinnati's Adam Jones fumbled a punt. Denver's Zaire Anderson forced the fumble, while Shiloh Keo recovered the ball at the Bengals' 46-yard line.

Three plays into the second quarter, the Broncos capitalized off the turnover, taking their first lead of the game. Siemian hit wide receiver Emmanuel Sanders for a 41-yard score to go up 10-7.

Cincinnati answered Denver's score with a touchdown drive of its own. Hill scampered four yards for his second touchdown run of the game, putting the Bengals up 14-10.

With less than five minutes remaining in the first half, Denver engineered a 10-play, 55-yard drive that resulted in Siemian's second touchdown pass to Sanders—a 7-yarder with 32 seconds remaining—to give Denver a 16-14 lead entering the half.

Both teams held each other scoreless in the third quarter before Bengals kicker Mike Nugent pushed Cincinnati ahead 17-16 early in the fourth with a 34-yard field goal.

On Denver's next drive, Siemian found tight end John Phillips in the middle of the end zone for a 1-yard score for his first touchdown catch as a Bronco. Denver failed to convert the two-point attempt, keeping the lead at 22-17.

After a three-and-out from the Cincinnati offense, Denver put the game away on its ensuing possession. Siemian found tight end Jeff Heuerman for a 29-yard connection to set the Broncos up near midfield.

On third-and-11, Siemian connected on his second deep touchdown pass of the day—a 55-yarder to wide receiver Demaryius Thomas—to put the Broncos ahead 29-17.

Denver safety Will Parks quelled any attempt of a Bengals comeback after a pass tipped by safety T.J. Ward found its way into the rookie's hands.

Linebacker Shane Ray helped seal the win with his third sack of the day to become the first NFL player in 14 seasons to post three sacks in his first career start.

### OFFICIALS:

**Referee** — John Parry (132); **Umpire** — Mark Pellis (131); **Head Linesman** — John McGrath (5); **Line Judge** — Jeff Seeman (45); **Side Judge** — Keith Washington (7); **Field Judge** — Jabir Walker (26); **Back Judge** — Perry Paganelli (46); **Replay** — Bob McGrath

### DENVER BRONCOS

#### OFFENSE

**WR** 88 D. Thomas  
**LT** 73 R. Okung  
**G** 76 M. Garcia  
**C** 61 M. Paradis  
**RG** 79 M. Schofield  
**RT** 74 T. Sambrailo  
**TE** 86 J. Phillips  
**WR** 10 E. Sanders  
**RB** 22 C. Anderson  
**QB** 13 T. Siemian  
**FB** 32 A. Janovich

#### DEFENSE

**DE** 95 D. Wolfe  
**NT** 92 S. Williams  
**DE** 93 J. Crick  
**SLB** 58 V. Miller  
**WLB** 56 S. Ray  
**ILB** 54 B. Marshall  
**ILB** 51 T. Davis  
**LCB** 21 A. Talib  
**RCB** 25 C. Harris Jr.  
**SS** 43 T. Ward  
**FS** 26 D. Stewart

**BRONCOS SUBSTITUTIONS:** K 8 B.McManus, P 9 R.Dixon, WR 11 J.Norwood, WR 14 C.Latimer, WR 16 B.Fowler, RB 23 D.Booker, CB 29 B.Roby, S 33 S.Keo, S 34 W.Parks, RB 35 K.Bibbs, CB 36 K.Webster, LS 42 C.Kreiter, OLB 48 S.Barrett, ILB 50 Z.Anderson, ILB 52 C.Nelson, C 53 J.Ferentz, OLB 57 D.Watson, OL 77 D.Weems, TE 82 J.Heuerman, WR 87 J.Taylor, DE 97 B.Winn, NT 98 D.Kilgo, DE 99 A.Gotsis. **DID NOT PLAY:** QB 12 P.Lynch. **INACTIVE:** QB 4 A.Davis, S 31 J.Simmons, CB 37 L.Doss, G 60 C.McGovern, T 71 D.Stephenson, TE 85 V.Green, OLB 94 D.Ware.

### CINCINNATI BENGALS

#### OFFENSE

**WR** 18 A. Green  
**LOT** 77 A. Whitworth  
**LG** 65 C. Boling  
**C** 61 R. Bodine  
**RG** 68 K. Zeitler  
**ROT** 70 C. Ogbuehi  
**TE** 81 T. Kroft  
**H-B** 89 R. Hewitt  
**WR** 86 J. Wright  
**QB** 14 A. Dalton  
**HB** 32 J. Hill

#### DEFENSE

**LDE** 96 C. Dunlap  
**NT** 94 D. Peko  
**DT** 97 G. Atkins  
**RDE** 90 M Johnson  
**SLB** 56 K. Dansby  
**MLB** 58 R. Mauluga  
**WLB** 57 V. Rey  
**LCB** 27 D. Kirkpatrick  
**RCB** 24 A. Jones  
**SS** 36 S. Williams  
**FS** 43 G. Iloka

**BENGALS SUBSTITUTIONS:** K 2 M.Nugent, P 10 K.Huber, WR 11 B.LaFell, WR 12 A.Erickson, CB 21 D.Dennard, HB 25 G.Bernard, CB 26 J.Shaw, S 31 D.Smith, HB 33 R.Burkhead, CB 37 C.Lewis-Harris, S 42 C.Fejedelem, LS 46 C.Harris, LB 52 T.Roach, LB 53 M.Flowers, LB 59 N.Vigil, C 60 T.Johnson, OT 73 E.Winston, OT 74 J.Fisher, WR 83 T.Boyd, TE 87 C.Uzomah, DT 92 P.Sims, DE 93 W.Clarke, DE 99 M.Hunt. **DID NOT PLAY:** QB 5 A.McCarron. **INACTIVE:** QB 6 J.Driskel, WR 16 C.Core, CB 20 K.Russell, CB 23 C.Brown, G 63 C.Westerman, DT 69 D.Williams, TE 85 T.Eifert.

		1	2	3	4	OT	TOTAL	FIELD GOALS (made ( ) & missed)	
<b>VISITOR</b>	Denver Broncos	3	13	0	13	—	29	B. McManus	(20)
<b>HOME</b>	Cincinnati Bengals	7	7	0	3	—	17	M. Nugent	(34)

Team	Qtr	Clock Time	PLAY DESCRIPTION (Extra Point) (Drive Info)	SCORE Visitor	SCORE Home
BENGALS	1	11:07	J. Hill 3 yd. run (M. Nugent kick) (5-74, 2:50)	0	7
BRONCOS	1	4:05	B. McManus 20 yd. Field Goal (14-73, 7:02)	3	7
BRONCOS	2	13:57	E. Sanders 41 yd. pass from T. Siemian (B. McManus kick) (3-46, 1:03)	10	7
BENGALS	2	4:57	J. Hill 4 yd. run (M. Nugent kick) (8-62, 3:36)	10	14
BRONCOS	2	0:28	E. Sanders 7 yd. pass from T. Siemian (kick blocked) (10-55, 4:29)	16	14
BENGALS	4	14:52	M. Nugent 34 yd. Field Goal (15-60, 8:18)	16	17
BRONCOS	4	6:56	J. Phillips 1 yd. pass from T. Siemian (run failed) (13-82, 7:56)	22	17
BRONCOS	4	4:23	D. Thomas 55 yd. pass from T. Siemian (B. McManus kick) (4-83, 1:39)	29	17



FINAL INDIVIDUAL STATISTICS																							
Denver Broncos									Cincinnati Bengals														
RUSHING	ATT	YDS	AVG	LG	TD	RUSHING	ATT	YDS	AVG	LG	TD	RUSHING	ATT	YDS	AVG	LG	TD						
C. Anderson	14	37	2.6	13	0	J. Hill	17	97	5.7	50	2	A. Dalton	6	40	6.7	15	0						
D. Booker	4	8	2.0	3	0	A. Dalton	5	8	1.6	4	0	G. Bernard	1	-2	-2.0	-2	0						
T. Siemian	3	5	1.7	5	0	G. Bernard	5	8	1.6	4	0	B. LaFell	1	-2	-2.0	-2	0						
A. Janovich	1	2	2.0	2	0	B. LaFell	1	-2	-2.0	-2	0												
J. Norwood	1	0	0.0	0	0																		
TOTAL	23	52	2.3	13	0	TOTAL	29	143	4.9	50	2												
PASSING	ATT	CMP	YDS	TKD/ YD	TD	LG	IN	Rtg.	PASSING	ATT	CMP	YDS	TKD/ YD	TD	LG	IN	Rtg.						
T. Siemian	35	23	312	2/9	4	55	0	132.1	A. Dalton	31	21	206	4/17	0	27	1	72.8						
TOTAL	35	23	312	2/9	4	55	0	132.1	TOTAL	31	21	206	4/17	0	27	1	72.8						
PASS RECEIVING	NO	YDS	AVG	LG	TD	PASS RECEIVING	NO	YDS	AVG	LG	TD	PASS RECEIVING	NO	YDS	AVG	LG	TD						
E. Sanders	9	117	13.0	41	2	A. Green	8	77	9.6	20	0	A. Green	8	77	9.6	20	0						
D. Thomas	6	100	16.7	55	1	G. Bernard	5	36	7.2	10	0	G. Bernard	5	36	7.2	10	0						
J. Phillips	2	9	4.5	8	1	T. Boyd	3	18	6.0	9	0	T. Boyd	3	18	6.0	9	0						
J. Heuerman	1	29	29.0	29	0	B. LaFell	2	34	17.0	27	0	B. LaFell	2	34	17.0	27	0						
D. Booker	1	17	17.0	17	0	C. Uzomah	2	31	15.5	22	0	C. Uzomah	2	31	15.5	22	0						
A. Janovich	1	13	13.0	13	0	J. Wright	1	10	10.0	10	0	J. Wright	1	10	10.0	10	0						
B. Fowler	1	13	13.0	13	0																		
C. Latimer	1	10	10.0	10	0																		
C. Anderson	1	4	4.0	4	0																		
TOTAL	23	312	13.6	55	4	TOTAL	21	206	9.8	27	0	TOTAL	21	206	9.8	27	0						
INTERCEPTIONS	NO	YDS	AVG	LG	TD	INTERCEPTIONS	NO	YDS	AVG	LG	TD	INTERCEPTIONS	NO	YDS	AVG	LG	TD						
W. Parks	1	1	1.0	1	0																		
TOTAL	1	1	1.0	1	0	TOTAL	0	0	0.0	—	0	TOTAL	0	0	0.0	—	0						
PUNTING	NO	YDS	AVG	NET	TB	IN20	LG	PUNTING	NO	YDS	AVG	NET	TB	IN20	LG	PUNTING	NO	YDS	AVG	NET	TB	IN20	LG
R. Dixon	5	231	46.2	41.4	1	0	53	K. Huber	5	231	46.2	40.0	1	3	53	R. Dixon	5	231	46.2	40.0	1	3	53
TOTAL	5	231	46.2	41.4	1	0	53	TOTAL	5	231	46.2	40.0	1	3	53	TOTAL	5	231	46.2	40.0	1	3	53
PUNT RETURNS	NO	YDS	AVG	FC	LG	TD	PUNT RETURNS	NO	YDS	AVG	FC	LG	TD	PUNT RETURNS	NO	YDS	AVG	FC	LG	TD			
J. Norwood	1	11	11.0	1	11	0	A. Erickson	1	4	4.0	0	4	0	A. Erickson	1	4	4.0	0	4	0			
S. Keo	0	0	0.0	1	—	0	A. Jones	1	0	0.0	0	0	0	A. Jones	1	0	0.0	0	0	0			
[DOWNED]	1	0	0.0	0	—	0	[DOWNED]	1	0	0.0	0	—	0	[DOWNED]	1	0	0.0	0	—	0			
[TOUCHBACK]	1	0	0.0	0	—	0	[OUT OF BOUNDS]	1	0	0.0	0	—	0	[OUT OF BOUNDS]	1	0	0.0	0	—	0			
[TOUCHBACK]	1	0	0.0	0	—	0	[TOUCHBACK]	1	0	0.0	0	—	0	[TOUCHBACK]	1	0	0.0	0	—	0			
RETURNS	1	11	11.0	2	11	0	TOTAL	2	4	2.0	0	4	0	TOTAL	2	4	2.0	0	4	0			
KICKOFF RETURNS	NO	YDS	AVG	FC	LG	TD	KICKOFF RETURNS	NO	YDS	AVG	FC	LG	TD	KICKOFF RETURNS	NO	YDS	AVG	FC	LG	TD			
C. Latimer	3	83	27.7	0	46	0	R. Burkhead	2	40	20.0	0	21	0	R. Burkhead	2	40	20.0	0	21	0			
[TOUCHBACK]	1	0	0.0	0	—	0	[TOUCHBACK]	4	0	0.0	0	—	0	[TOUCHBACK]	4	0	0.0	0	—	0			
RETURNS	3	83	27.7	0	46	0	RETURNS	2	40	20.0	0	21	0	RETURNS	2	40	20.0	0	21	0			
Denver Broncos	Fum	Lost	Own	Rec.	Yds	TD	Opp.	Yds	TD	Out	Cincinnati Bengals	Fum	Lost	Own	Rec.	Yds	TD	Opp.	Yds	TD	Out		
FUMBLES							FF			Bnds	FUMBLES							FF			Bnds		
D. Thomas	1	1	0	0	0	0	0	0	0	0	A. Jones	1	1	0	0	0	0	1	0	0	0		
Z. Anderson	0	0	0	0	0	1	0	0	0	0	K. Dansby	0	0	0	0	0	0	1	0	0	0		
S. Keo	0	0	0	0	0	0	1	0	0	0													
TOTAL	1	1	0	0	0	1	1	0	0	0	TOTAL	1	1	0	0	0	1	1	0	0	0		

FINAL TEAM STATISTICS															
BRONCOS								BENGALS							
TOTAL FIRST DOWNS	21							20	FGs - PATs Had Blocked						
By Rushing	3							7	Net Punting Average						
By Passing	13							12	TOTAL RETURN YARDAGE (Not Including Kickoffs)						
By Penalty	5							1	No. and Yards Punt Returns						
THIRD DOWN EFFICIENCY	6-12-50%							5-12-42%	No. and Yards Kickoff Returns						
FOURTH DOWN EFFICIENCY	0-0-0%							0-1-0%	No. and Yards Interception Returns						
TOTAL NET YARDS	355							332	PENALTIES Number and Yards						
Total Offensive Plays (inc. times thrown passing)	60							64	FUMBLES Number and Lost						
Average gain per offensive play	5.9							5.2	TOUCHDOWNS						
NET YARDS RUSHING	52							143	Rushing						
Total Rushing Plays	23							29	Passing						
Average gain per rushing play	2.3							4.9	EXTRA POINTS Made-Attempts						
Tackles for a loss-number and yards	2-2							2-5	Kicking Made-Attempts						
NET YARDS PASSING	303							189	Rushing Made-Attempts						
Times thrown - yards lost attempting to pass	2-9							4-17	FIELD GOALS Made-Attempts						
Gross yards passing	312							206	RED ZONE EFFICIENCY						
PASS ATTEMPTS-COMPLETIONS-HAD INTERCEPTED	35-23-0							31-21-1	GOAL TO GO EFFICIENCY						
Avg gain per pass play (inc.# thrown passing)	8.2							5.4	SAFETIES						
KICKOFFS Number-In End Zone-Touchbacks	6-4-4							4-4-1	FINAL SCORE						
PUNTS Number and Average	5-46.2							5-46.2	TIME OF POSSESSION						
Had Blocked	0							0							

BRONCOS DEFENSIVE STATISTICS																	
(Press Box Totals)																	
PLAYER	UT	A	TT	S-YDS	I-YDS	PD	FF	FR	PLAYER	UT	A	TT	S-YDS	I-YDS	PD	FF	FR
B. Marshall	4	5	9	0-0	0-0	0	0	0	V. Miller	1	1	2	1-5	0-0	0	0	0
D. Stewart	4	2	6	0-0	0-0	0	0	0	J. Crick	1	1	2	0-0	0-0	0	0	0
S. Ray	3	3	6	3-12	0-0	0	0	0	A. Gotsis	0	2	2	0-0	0-0	0	0	0
A. Talib	5	0	5	0-0	0-0	1	0	0	S. Barrett	1	0	1	0-0	0-0	0	0	0
T. Davis	5	0	5	0-0	0-0	0	0	0	D. Watson	1	0	1	0-0	0-0	0	0	0
C. Harris Jr.	4	1	5	0-0	0-0	1	0	0	S. Keo	1	0	1	0-0	0-0	0	0	0
D. Wolfe	4	0	4	0-0	0-0	0	0	0	B. Winn	1	0	1	0-0	0-0	0	0	0
T. Ward	2	0	2	0-0	0-0	1	0	0	C. Nelson	1	0	1	0-0	0-0	0	0	0
W. Parks	2	0	2	0-0	1-1	1	0	0	D. Kilgo	1	0	1	0-0	0-0	0	0	0
B. Roby	2	0	2	0-0	0-0	0	0	0	TEAM TOTALS	43	15	58	4-17	1-1	4	0	0





# Denver 27, Tampa Bay 7

Sunday, Oct. 2, 2016 • 4:05 p.m. EDT • Raymond James Stadium • Tampa, Fla.

**WEATHER:** Cloudy, 88°, Wind W 7 mph • **TIME:** 4:32 • **ATTENDANCE:** 60,375

The Broncos moved to 4-0 for the ninth time in team history and third time in four seasons, following a 27-7 victory on the road in Raymond James Stadium against the Tampa Bay Buccaneers.

Denver survived a lengthy weather delay late in the fourth quarter to seal the win, its first in Tampa since 2004.

Former Buc Aqib Talib and the Broncos' defense set the tone on the first drive of the game, as Talib intercepted a Jameis Winston pass and returned it 25 yards to the Buccaneers' 11-yard line.

Denver quarterback Trevor Siemian quickly converted the turnover into seven points, connecting with wide receiver Demaryius Thomas for an 11-yard strike and an early 7-0 lead.

On the Bucs' ensuing offensive possession Winston led Tampa Bay down the field on a 13-play, 75-yard drive. Winston capped the drive with a 7-yard scramble up the middle to knot the game at 7-7.

Early in the second quarter, Talib picked up his second interception of the game, this time on a short pass intended for Mike Evans. It marked the fourth multi-interception game of Talib's career and his first since 2013.

Highlighted by a 17-yard connection from Siemian to Thomas, Denver capitalized on the turnover for a touchdown on the ensuing drive. Running back C.J. Anderson found the end zone from one yard out, pushing the Broncos ahead 14-7.

Siemian left the game with a shoulder injury late in the second quarter and rookie quarterback Paxton Lynch came in to lead Denver's two-minute drill that resulted in kicker Brandon McManus' 38-yard field goal just before the half.

With a 17-7 lead entering the third quarter, Lynch manufactured a 16-play, 69-yard drive that resulted in a 24-yard field goal from McManus to put Denver up 20-7.

The Broncos' defense stifled the Bucs in the third quarter, holding the home team to -4 yards of offense to thwart any attempt at a comeback.

In the final quarter of the game, Denver tacked on another touchdown to extend its lead to 27-7. Following a 9-play 80-yard drive, Lynch hit wide receiver Emmanuel Sanders for a 5-yard score and his first-ever touchdown pass in the NFL.

Inclement weather delayed the conclusion of the game more than an hour, and upon resuming play, the two teams held each other scoreless until the final whistle blew.

Lynch finished his NFL debut completing 14-of-24 passes (58.3%) for 170 yards with one touchdown (94.1 rtg.), while Siemian connected on 5-of-7 passes (71.4%) for 68 yards and one touchdown (141.7 rtg.) before leaving the game.

Defensive end Derek Wolfe recorded a career-high 2.5 sacks while leading Denver's defense that accounted for five quarterback takedowns on the day.

## OFFICIALS:

**Referee** — Jerome Boger (23); **Umpire** — Richard Hall (49); **Head Linesman** — Ed Camp (34); **Line Judge** — Dana McKenzie (8); **Side Judge** — Walt Coleman IV (87); **Field Judge** — Eugene Hall (103); **Back Judge** — Tony Steratore (112); **Replay** — Carl Madsen

## DENVER BRONCOS

### OFFENSE

**WR** 88 D. Thomas  
**LT** 73 R. Okung  
**G** 76 M. Garcia  
**C** 61 M. Paradis  
**RG** 79 M. Schofield  
**RT** 74 T. Sambrailo  
**TE** 86 J. Phillips  
**WR** 10 E. Sanders  
**RB** 22 C. Anderson  
**QB** 13 T. Siemian  
**WR** 11 J. Norwood

### DEFENSE

**DE** 95 D. Wolfe  
**NT** 92 S. Williams  
**DE** 93 J. Crick  
**SLB** 58 V. Miller  
**WLB** 56 S. Ray  
**ILB** 54 B. Marshall  
**ILB** 51 T. Davis  
**LCB** 21 A. Talib  
**RCB** 25 C. Harris Jr.  
**SS** 43 T. Ward  
**FS** 26 D. Stewart

**BRONCOS SUBSTITUTIONS:** K 8 B.McManus, P 9 R.Dixon, QB 12 P.Lynch, WR 14 C.Latimer, WR 16 B.Fowler, RB 23 D.Booker, CB 29 B.Roby, S 31 J.Simmons, FB 32 A.Janovich, S 34 W.Parks, RB 35 K.Bibbs, CB 36 K.Webster, LS 42 C.Kreiter, OLB 48 S.Barrett, ILB 50 Z.Anderson, ILB 52 C.Nelson, OLB 57 D.Watson, OL 77 D.Weems, TE 82 J.Heuerman, WR 87 J.Taylor, DE 97 B.Winn, NT 98 D.Kilgo, DE 99 A.Gotsis. **DID NOT PLAY:** CB 37 L.Doss, C 53 J.Ferentz. **INACTIVE:** QB 4 A.Davis, S 33 S.Keo, G 60 C.McGovern, T 71 D.Stephenson, TE 85 V.Green, OLB 94 D.Ware.

## TAMPA BAY BUCCANEERS

### OFFENSE

**WR** 83 V. Jackson  
**TE** 82 B. Myers  
**LT** 76 D. Smith  
**LG** 64 K. Pamphile  
**C** 68 J. Hawley  
**RG** 74 A. Marpet  
**RT** 69 D. Dotson  
**WR** 13 M. Evans  
**TE** 84 C. Brate  
**QB** 3 J. Winston  
**RB** 34 C. Sims

### DEFENSE

**DE** 57 N. Spence  
**DT** 93 G. McCoy  
**DT** 98 C. McDonald  
**DE** 92 W. Gholston  
**MLB** 58 K. Alexander  
**WLB** 54 L. David  
**SLB** 38 J. Adjei-Barimah  
**CB** 28 V. Hargreaves  
**CB** 24 B. Grimes  
**S** 23 C. Conte  
**S** 30 B. McDougald

**BUCCANEERS SUBSTITUTIONS:** P 9 B.Anger, WR 11 A.Humphries, WR 16 F.Martino, K 19 R.Aguayo, CB 21 A.Verner, CB 26 J.Robinson, CB 27 J.Banks, DB 29 R.Smith, RB 32 J.Rodgers, DB 37 K.Tandy, RB 43 P.Barber, TE 45 A.Cross, LS 48 A.DePaola, LB 50 J.Keyes, LB 51 Da.Smith, LB 53 A.Glanton, OL 62 E.Smith, DE 71 C.Ward, DT 75 D.Lambert, T 78 G.Cherilus, WR 89 R.Shepard, DE 95 H.Jones, DT 97 A.Spence. **DID NOT PLAY:** QB 8 M. Glennon. **INACTIVE:** QB 4 R.Griffin, WR 10 C.Shorts, RB 22 D.Martin, T 66 L.Wester, OL 77 C.Benench, TE 88 L.Stocker, DE 91 R.Ayers.

		1	2	3	4	OT	TOTAL	FIELD GOALS (made ( ) & missed)
<b>VISITOR</b>	Denver Broncos	7	10	3	7	—	27	B. McManus (38) (24)
<b>HOME</b>	Tampa Bay Buccaneers	7	0	0	0	—	7	

Team	Qtr	Clock Time	PLAY DESCRIPTION (Extra Point) (Drive Info)	SCORE Visitor	SCORE Home
BRONCOS	1	13:26	D. Thomas 11 yd. pass from T. Siemian (B. McManus kick) (1-11, 0:05)	7	0
BUCCANEERS	1	6:40	J. Winston 7 yd. run (R. Aguayo kick) (13-75, 6:46)	7	7
BRONCOS	2	12:14	C. Anderson 1 yd. run (B. McManus kick) (2-27, 0:56)	14	7
BRONCOS	2	0:05	B. McManus 38 yd. Field Goal (9-47, 1:14)	17	7
BRONCOS	3	7:03	B. McManus 24 yd. Field Goal (16-69, 7:57)	20	7
BRONCOS	4	8:55	E. Sanders 5 yd. pass from P. Lynch (B. McManus kick) (9-80, 4:39)	27	7



## FINAL INDIVIDUAL STATISTICS

Denver Broncos										Tampa Bay Buccaneers																	
RUSHING		ATT	YDS	AVG	LG	TD	RUSHING		ATT	YDS	AVG	LG	TD														
C. Anderson		19	49	2.6	12	1	C. Sims		15	28	1.9	6	0														
D. Booker		7	30	4.3	11	0	J. Rodgers		6	25	4.2	12	0														
K. Bibbs		3	14	4.7	9	0	J. Winston		5	19	3.8	8	1														
P. Lynch		3	-4	-1.3	-1	0																					
TOTAL		32	89	2.8	12	1	TOTAL		26	72	2.8	12	1														
		TKD/								TKD/																	
PASSING	ATT	CMP	YDS	YD	TD	LG	IN	Rtg.	PASSING	ATT	CMP	YDS	YD	TD	LG	IN	Rtg.										
P. Lynch	24	14	170	1/0	1	31	0	94.1	J. Winston	35	17	179	5/36	0	25	2	40.1										
T. Siemian	7	5	68	3/20	1	19	0	141.7																			
TOTAL		31	19	238	4/20	2	31	0	106.7	TOTAL		35	17	179	5/36	0	40.1										
PASS RECEIVING			NO	YDS	AVG	LG	TD	PASS RECEIVING			NO	YDS	AVG	LG	TD												
E. Sanders			8	88	11.0	18	1	C. Brate			5	67	13.4	19	0												
D. Thomas			6	94	15.7	31	1	M. Evans			5	59	11.8	25	0												
J. Norwood			2	25	12.5	21	0	V. Jackson			3	38	12.7	18	0												
J. Heuerman			1	19	19.0	19	0	C. Sims			2	7	3.5	9	0												
J. Taylor			1	9	9.0	9	0	A. Humphries			1	4	4.0	4	0												
C. Anderson			1	3	3.0	3	0	J. Rodgers			1	4	4.0	4	0												
TOTAL			19	238	12.5	31	2	TOTAL			17	179	10.5	25	0												
INTERCEPTIONS			NO	YDS	AVG	LG	TD	INTERCEPTIONS			NO	YDS	AVG	LG	TD												
A. Talib			2	40	20.0	25	0																				
TOTAL			2	40	20.0	25	0	TOTAL			0	0	0.0	—	0												
PUNTING	NO	YDS	AVG	NET	TB	IN20	LG	PUNTING	NO	YDS	AVG	NET	TB	IN20	LG												
R. Dixon	7	330	47.1	41.9	0	5	57	B. Anger	7	326	46.6	42.0	1	3	59												
TOTAL		5	330	47.1	41.9	0	5	57	TOTAL		7	326	46.6	42.0	1	3	59										
PUNT RETURNS		NO	YDS	AVG	FC	LG	TD	PUNT RETURNS		NO	YDS	AVG	FC	LG	TD												
J. Norwood		2	12	6.0	4	1	2	0	A. Humphries		3	37	12.3	2	15	0											
[TOUCHBACK]		1	0	0.0	0	—	0	0	[DOWNED]		2	0	0.0	0	—	0											
RETURNS		2	12	6.0	4	12	0	0	TOTAL		3	37	12.3	2	15	0											
KICKOFF RETURNS		NO	YDS	AVG	FC	LG	TD	KICKOFF RETURNS		NO	YDS	AVG	FC	LG	TD												
[TOUCHBACK]		2	0	0.0	0	—	0	0	R. Smith		2	27	13.5	0	16	0											
									[TOUCHBACK]		4	0	0.0	0	—	0											
RETURNS		3	0	0.0	0	—	0	0	RETURNS		2	27	13.5	0	16	0											
Denver Broncos		Own				Opp.				Out				Tampa Bay Buccaneers		Own				Opp.				Out			
FUMBLES	Fum	Lost	Rec.	Yds	TD	FF	Rec.	Yds	TD	Bnds	FUMBLES	Fum	Lost	Rec.	Yds	TD	FF	Rec.	Yds	TD	Bnds						
T. Ward	0	0	0	0	0	1	0	0	0	0	J. Winston	1	0	1	-16	0	0	0	0	0	0						
B. Winn	0	0	0	0	0	0	1	4	0	0	C. Sims	1	1	0	0	0	0	0	0	0	0						
TOTAL		0	0	0	0	1	1	4	0	0	TOTAL		1	1	1	-16	0	0	0	0	0						

## FINAL TEAM STATISTICS

	BRONCOS	BUCCANEERS		BRONCOS	BUCCANEERS
TOTAL FIRST DOWNS	22	15	FGs - PATs Had Blocked	0-0	0-0
By Rushing	4	3	Net Punting Average	41.9	42.0
By Passing	14	9	TOTAL RETURN YARDAGE (Not Including Kickoffs)	52	37
By Penalty	4	3	No. and Yards Punt Returns	2-12	3-37
THIRD DOWN EFFICIENCY	3-13-23%	5-16-31%	No. and Yards Kickoff Returns	0-0	2-27
FOURTH DOWN EFFICIENCY	0-0-0%	0-1-0%	No. and Yards Interception Returns	2-40	0-0
TOTAL NET YARDS	307	215	PENALTIES Number and Yards	9-88	9-69
Total Offensive Plays (inc. times thrown passing)	67	66	FUMBLES Number and Lost	0-0	2-1
Average gain per offensive play	4.6	3.3	TOUCHDOWNS	3	1
NET YARDS RUSHING	89	72	Rushing	1	1
Total Rushing Plays	32	26	Passing	2	0
Average gain per rushing play	2.8	2.8	EXTRA POINTS Made-Attempts	3-3	1-1
Tackles for a loss-number and yards	3-5	2-6	Kicking Made-Attempts	3-3	1-1
NET YARDS PASSING	218	143	FIELD GOALS Made-Attempts	2-2	0-0
Times thrown - yards lost attempting to pass	4-20	5-36	RED ZONE EFFICIENCY	3-4-75%	1-1-100%
Gross yards passing	238	179	GOAL TO GO EFFICIENCY	1-2-50%	0-0-0%
PASS ATTEMPTS-COMPLETIONS-HAD INTERCEPTED	31-19-0	35-17-2	SAFETIES	0	0
Avg gain per pass play (inc.# thrown passing)	6.2	3.6	FINAL SCORE	27	7
KICKOFFS Number-In End Zone-Touchbacks	6-4-4	2-2-2	TIME OF POSSESSION	31:24	28:36
PUNTS Number and Average	7-47.1	7-46.6			
Had Blocked	0	0			

## BRONCOS DEFENSIVE STATISTICS

(Press Box Totals)																	
PLAYER	UT	A	TT	S-YDS	I-YDS	PD	FF	FR	PLAYER	UT	A	TT	S-YDS	I-YDS	PD	FF	FR
D. Wolfe	5	1	6	2.5-16	0-0	0	0	0	S. Williams	2	0	2	1-7	0-0	0	0	0
B. Marshall	5	1	6	0-0	0-0	0	0	0	J. Crick	2	0	2	0.5-4.5	0-0	0	0	0
S. Barrett	4	2	6	0.5-4.5	0-0	1	0	0	S. Ray	2	0	2	0-0	0-0	0	0	0
C. Harris Jr.	4	0	4	0-0	0-0	0	0	0	C. Nelson	2	0	2	0-0	0-0	0	0	0
D. Stewart	4	0	4	0-0	0-0	0	0	0	B. Roby	2	0	2	0-0	0-0	0	0	0
T. Ward	3	1	4	0-0	0-0	1	1	0	B. Winn	0	1	1	0-0	0-0	0	0	1
A. Talib	3	0	3	0-0	2-40	2	0	0	D. Watson	0	1	1	0-0	0-0	0	0	0
T. Davis	2	1	3	0-0	0-0	1	0	0	A. Gotsis	0	1	1	0-0	0-0	0	0	0
V. Miller	1	2	3	0.5-4	0-0	0	0	0	TEAM TOTALS	41	11	52	5-36	2-40	5	1	1





# Atlanta 23, Denver 16

Sunday, Oct. 9, 2016 • 2:05 p.m. MDT • Sports Authority Field at Mile High • Denver

**WEATHER:** Mostly Cloudy, 72°, Wind SE 5 mph • **TIME:** 2:58 • **ATTENDANCE:** 76,802

The Denver Broncos were handed their first loss of the season after dropping a 23-16 decision to the Atlanta Falcons in front of 76,802 fans at Sports Authority Field at Mile High.

The Falcons controlled the tempo of the game the entire way through and didn't trail at any point during the day. Atlanta running backs Tevin Coleman (163) and Devonta Freeman (123 yds.) combined for 286 of the Falcons' 372 total yards to keep Denver's defense off balance.

Atlanta made life difficult for Broncos quarterback Paxton Lynch, sacking the rookie six times in his first NFL start. Lynch finished the game completing 23-of-35 passes (65.7%) for 223 yards with one touchdown and one interception (81.0 rtg.).

The Falcons jumped out to an early 7-0 lead after Freeman capped a 9-play, 75-yard drive with a 1-yard touchdown run.

The visitors would tack on an additional three points to take a 10-0 lead after kicker Matt Bryant hit a 46-yard field goal—his first of three on the game—on the Falcons' second offensive possession of the game.

Denver got on the board early in the second quarter with a 35-yard field goal from kicker Brandon McManus to cut Atlanta's lead to 10-3. Lynch moved the team downfield on the 10-play, 40-yard drive that was set up by a 17-yard punt return from wide receiver Jordan Norwood.

With less than two minutes remaining in the first half, the Falcons tacked on a 33-yard field goal after a 17-play, 77-yard drive to take a 13-3 lead into the locker room.

On the Broncos' second possession of the third quarter, Atlanta forced the first takeaway of the game. With Denver backed up against its own goal line, Atlanta safety Ricardo Allen tracked down a deep pass from Lynch and intercepted it at the Denver 42-yard line.

The Falcons capitalized off the takeaway, as quarterback Matt Ryan hit Coleman across the middle for a 31-yard touchdown pass, extending Atlanta's lead 20-3.

Safety T.J. Ward sparked Denver on the final play of the third quarter forcing and recovering a fumble at midfield. The Broncos turned the takeaway into a 46-yard field goal from McManus.

The Falcons responded with a 25-yard field goal to put them up by three scores, 23-6.

Lynch and the Broncos rallied late, finding the end zone for the first time with wide receiver Demaryius Thomas' 3-yard touchdown catch with 2:38 remaining.

After a fourth-down stop, the Broncos pulled within 23-16 off a 45-yard field goal.

A failed onside kick attempt with 13 seconds remaining gave Atlanta possession and ended Denver's win streak.

## OFFICIALS:

**Referee** — Terry McAulay (77); **Umpire** — Undrey Wash (96); **Head Linesman** — Jerry Bergman (91); **Line Judge** — Tom Stephan (68); **Side Judge** — Jonah Monroe (120); **Field Judge** — James Coleman (95); **Back Judge** — Rich Martinez (39); **Replay** — Earnie Frantz

## DENVER BRONCOS

### OFFENSE

**WR** 88 D. Thomas  
**LT** 73 R. Okung  
**G** 76 M. Garcia  
**C** 61 M. Paradis  
**RG** 79 M. Schofield  
**RT** 74 T. Sambrailo  
**TE** 86 J. Phillips  
**WR** 10 E. Sanders  
**RB** 22 C. Anderson  
**QB** 12 P. Lynch  
**FB** 32 A. Janovich

### DEFENSE

**DE** 95 D. Wolfe  
**NT** 92 S. Williams  
**DE** 93 J. Crick  
**SLB** 58 V. Miller  
**WLB** 56 S. Ray  
**ILB** 54 B. Marshall  
**ILB** 51 T. Davis  
**LCB** 21 A. Talib  
**RCB** 25 C. Harris Jr.  
**SS** 43 T. Ward  
**FS** 26 D. Stewart

**BRONCOS SUBSTITUTIONS:** K 8 B.McManus, P 9 R.Dixon, WR 11 J.Norwood, WR 14 C.Latimer, WR 16 B.Fowler, RB 23 D.Booker, CB 29 B.Roby, S 33 S.Keo, S 34 W.Parks, RB 35 K.Bibbs, CB 37 L.Doss, LS 42 C.Kreiter, OLB 48 S.Barrett, ILB 50 Z.Anderson, ILB 52 C.Nelson, OLB 57 D.Watson, OL 77 D.Weems, TE 82 J.Heuerman, WR 87 J.Taylor, DE 97 B.Winn, NT 98 D.Kilgo, DE 99 A.Gotsis. **DID NOT PLAY:** QB 4 A.Davis, C 53 J.Ferentz. **INACTIVE:** QB 13 T.Siemian, S 31 J.Simmons, CB 36 K.Webster, G 60 C.McGovern, T 71 D.Stephenson, TE 85 V.Green, OLB 94 D.Ware.

## ATLANTA FALCONS

### OFFENSE

**WR** 11 J. Jones  
**LT** 70 J. Matthews  
**LG** 67 A. Levitre  
**C** 51 A. Mack  
**RG** 65 C. Chester  
**RT** 73 R. Schraeder  
**TE** 83 J. Tammie  
**WR** 12 M. Sanu  
**QB** 2 M. Ryan  
**RB** 24 D. Freeman  
**FB** 42 P. DiMarco

### DEFENSE

**DE** 50 B. Reed  
**DT** 77 R. Hagman  
**DT** 97 G. Jarrett  
**DE** 94 T. Jackson  
**LB** 44 V. Beasley  
**LB** 53 L. Reynolds  
**LB** 36 K. Ishmael  
**CB** 23 R. Alford  
**CB** 21 D. Trufant  
**S** 37 R. Allen  
**S** 22 K. Neal

**FALCONS SUBSTITUTIONS:** K 3 M.Bryant, P 5 M.Bosher, WR 14 E.Weems, WR 16 J.Hardy, WR 18 T.Gabriel, WR 19 A.Robinson, RB 26 T.Coleman, S 27 R.Therezie, CB 29 C.Goodwin, CB 34 B.Poolle, S 38 D.Goldson, LB 41 P.Wheeler, LS 47 J.Harris, LB 54 A.Hawk, G/DT 63 B.Garland, T 76 T.Compton, TE 80 L.Toilolo, TE 81 A.Hooper, DE 90 D.Shelby, DT 91 C.Upshaw, DE 93 D.Freeney, DT 95 J.Babineaux, DE 99 A.Clayborn. **DID NOT PLAY:** QB 8 M.Schaub. **INACTIVE:** DB 32 J.Collins, LB 45 D.Jones, LB 55 P.Worrlow, LB 59 D.Campbell, G 68 M.Person, G 71 W.Schweitzer, TE 82 J.Perkins.

		1	2	3	4	OT	TOTAL	FIELD GOALS (made ( ) & missed)
<b>VISITOR</b>	Atlanta Falcons	10	3	7	3	—	23	M. Bryant (46) (33) (25)
<b>HOME</b>	Denver Broncos	0	3	0	13	—	16	B. McManus (35) (46) (45)

Team	Qtr	Clock Time	PLAY DESCRIPTION (Extra Point) (Drive Info)	SCORE Visitor Home
FALCONS	1	11:18	D. Freeman 1 yd. run (M. Bryant kick) (9-75, 3:42)	7 0
FALCONS	1	4:23	M. Bryant 46 yd. Field Goal (8-44, 4:23)	10 0
BRONCOS	2	11:39	B. McManus 35 yd. Field Goal (10-40, 3:54)	10 3
FALCONS	2	1:48	M. Bryant 33 yd. Field Goal (17-77, 7:00)	13 3
FALCONS	3	7:53	T. Coleman 31 yd. pass from M. Ryan (M. Bryant kick) (3-42, 2:01)	20 3
BRONCOS	4	11:01	B. McManus 46 yd. Field Goal (8-22, 3:59)	20 6
FALCONS	4	8:20	M. Bryant 25 yd. Field Goal (6-68, 2:41)	23 6
BRONCOS	4	2:38	D. Thomas 3 yd. pass from P. Lynch (B. McManus kick) (16-78, 5:42)	23 13
BRONCOS	4	0:14	B. McManus 45 yd. Field Goal (7-44, 1:42)	23 16









## San Diego 21, Denver 13

Thursday, Oct. 13, 2016 • 5:25 p.m. PDT • Qualcomm Stadium • San Diego

WEATHER: Fair, 70°, Wind WNW 9 mph • TIME: 3:18 • ATTENDANCE: 58,904

For the second consecutive week, the Denver Broncos found themselves in the loss column following a 21-13 defeat at the hands of the San Diego Chargers. The loss, in front of 58,904 at Qualcomm Stadium, snapped Denver's 15-game divisional road win streak which dated back to 2011.

Despite a second-half comeback, the Broncos could not overcome their slow start that saw them accrue 60 yards of offense in the first half compared to the Chargers' 173 yards of total offense.

San Diego took the opening drive 75 yards for a touchdown for the lone score of the first quarter. Quarterback Philip Rivers connected with tight end Hunter Henry for a 5-yard touchdown pass, as the 12-play, seven-minute drive was highlighted by four plays of more than 10 yards.

On the first drive of the second quarter, the Chargers jumped out to a 10-0 lead following a 37-yard field goal by kicker Josh Lambo—his first of four on the contest.

Denver tallied the first takeaway of the game after San Diego's Travis Benjamin muffed a punt at his own 11-yard line. Broncos safety Will Parks recovered the fumble to set Denver up in scoring position.

The Broncos capitalized on the fumble, cutting the Chargers' lead to 10-3 after kicker Brandon McManus hit a 29-yard field goal.

In the third quarter, San Diego added nine points to extend its lead to 19-3. Lambo split the uprights three times for field goals of 21, 31 and 32 yards, respectively.

As the quarter came to a close, Denver lined up for a 56-yard field goal, but McManus pushed the kick wide right to give the Chargers possession near midfield to open the final quarter.

The Broncos regained possession at their own 3-yard line, but on the ensuing play, Broncos tackle Russell Okung was called for offensive holding in the end zone resulting in a safety.

Following the safety, the Chargers were poised to regain possession with a 21-3 lead. On the free kick, Kenny Wiggins fumbled at midfield and the ball was recovered by Denver safety Shiloh Keo.

Broncos quarterback Trevor Siemian engineered an 11-play, 51-yard drive resulting in a 5-yard touchdown pass to wide receiver Bennie Fowler to pull within two scores, 21-10.

A holding call wiped a Denver touchdown off the board on the Broncos' next offensive possession and two plays later, wide receiver Demariyus Thomas lost a fumble in Chargers territory.

With less than two minutes remaining in the game, the Broncos added a 46-yard field goal from McManus making it 21-13. The visitors successfully executed an onside kick, but could not capitalize.

Despite the loss, outside linebacker Von Miller recorded a sack in the second quarter extending his sack streak to a career-high seven games.

### OFFICIALS:

**Referee** — Craig Wrolstad (4); **Umpire** — Barry Anderson (31); **Head Linesman** — Mark Hittner (28); **Line Judge** — Julian Mapp (10); **Side Judge** — Jeff Lamberth (21); **Field Judge** — Steve Zimmer (33); **Back Judge** — Lee Dyer (27); **Replay** — Larry Nemmers

### DENVER BRONCOS

#### OFFENSE

**WR** 88 D. Thomas  
**LT** 73 R. Okung  
**G** 76 M. Garcia  
**C** 61 M. Paradis  
**RG** 79 M. Schofield  
**RT** 71 D. Stephenson  
**TE** 85 V. Green  
**WR** 10 E. Sanders  
**WR** 11 J. Norwood  
**RB** 22 C. Anderson  
**QB** 13 T. Siemian

#### DEFENSE

**DE** 95 D. Wolfe  
**NT** 92 S. Williams  
**DE** 93 J. Crick  
**SLB** 58 V. Miller  
**WLB** 56 S. Ray  
**ILB** 54 B. Marshall  
**ILB** 51 T. Davis  
**LCB** 21 A. Talib  
**RCB** 25 C. Harris Jr.  
**SS** 43 T. Ward  
**FS** 26 D. Stewart

**BRONCOS SUBSTITUTIONS:** K 8 B.McManus, P 9 R.Dixon, WR 14 C.Latimer, WR 16 B.Fowler, RB 23 D.Booker, CB 29 B.Roby, FB 32 A.Janovich, S 33 S.Keo, S 34 W.Parks, RB 35 K.Bibbs, CB 36 K.Webster, LS 42 C.Kreiter, OLB 48 S.Barrett, ILB 50 Z.Anderson, ILB 52 C.Nelson, OLB 57 D.Watson, OL 77 D.Weems, TE 86 J.Phillips, WR 87 J.Taylor, DE 97 B.Winn, NT 98 D.Kilgo, DE 99 A.Gotsis. **DID NOT PLAY:** QB 12 P.Lynch, C 53 J.Ferentz. **INACTIVE:** QB 4 A.Davis, S 31 J.Simmons, CB 37 L.Doss, G 60 C.McGovern, OL 74 T.Sambrailo, TE 82 J.Heuerman, OLB 94 D.Ware.

### SAN DIEGO CHARGERS

#### OFFENSE

**WR** 15 D. Inman  
**TE** 86 H. Henry  
**LT** 77 K. Dunlap  
**LG** 74 O. Franklin  
**C** 68 M. Slauson  
**RG** 76 D. Fluker  
**RT** 72 J. Barksdale  
**TE** 85 A. Gates  
**WR** 12 T. Benjamin  
**WR** 16 Ty. Williams  
**QB** 17 P. Rivers

#### DEFENSE

**DE** 99 J. Bosa  
**NT** 92 B. Mebane  
**DT** 94 C. Liuget  
**OLB** 54 M. Ingram  
**ILB** 57 J. Brown  
**ILB** 56 K. Toomer  
**OLB** 51 K. Emanuel  
**LCB** 29 C. Mager  
**RCB** 26 C. Hayward  
**CB** 41 S. Williams  
**FS** 20 D. Lowery

**CHARGERS SUBSTITUTIONS:** K 2 J.Lambo, P 8 D.Kaser, QB 10 K.Clemens, S 23 D.McCoil, S 25 D.Stuckey, RB 27 K.Farrow, RB 28 M.Gordon, S 31 A.Phillips, RB-KR 33 D.McCluster, FB 34 D.Watt, CB 42 T.Williams, LS 47 M.Windt, ILB 52 D.Perryman, ILB 53 J.Perry, OLB 58 To.Williams, DT 71 D.Square, C-G 73 S.Pulley, G-T 75 C.Hairston, G-T 79 K.Wiggins, WR 83 G.Whalen, TE 84 S.McGrath, T 91 C.Reid, DT 95 T.Palepoi, OLB 97 J.Attaochu. **INACTIVE:** CB 24 B.Flowers, S 37 J.Addae, CB 40 P.Desir, TE 45 A.Cleveland, C 62 M.Tuerk, T 78 T.Burwell, DE 93 D.Philon.

		1	2	3	4	OT	TOTAL	FIELD GOALS (made ( ) & missed)
<b>VISITOR</b>	Denver Broncos	0	3	0	10	—	13	B. McManus (29) 56WR (46)
<b>HOME</b>	San Diego Chargers	7	3	9	2	—	21	J. Lambo (37) (21) (31) (32)

Team	Qtr	Clock Time	PLAY DESCRIPTION (Extra Point) (Drive Info)	SCORE Visitor Home
CHARGERS	1	8:00	H. Henry 5 yd. pass from P. Rivers (J. Lambo kick) (12-75, 7:00)	0 7
CHARGERS	2	10:35	J. Lambo 37 yd. Field Goal (18-75, 10:03)	0 10
BRONCOS	2	5:40	B. McManus 29 yd. Field Goal (4-0, 2:08)	3 10
CHARGERS	3	10:41	J. Lambo 21 yd. Field Goal (5-51, 2:10)	3 13
CHARGERS	3	7:15	J. Lambo 31 yd. Field Goal (4-7, 2:00)	3 16
CHARGERS	3	3:31	J. Lambo 32 yd. Field Goal (8-50, 2:51)	3 19
CHARGERS	4	11:59	Penalty on R. Okung enforced in end zone for a Safety	3 21
BRONCOS	4	8:08	B. Fowler 5 yd. pass from T. Siemian (B. McManus kick) (11-51, 3:51)	10 21
BRONCOS	4	0:27	B. McManus 46 yd. Field Goal (11-56, 2:36)	13 21



FINAL INDIVIDUAL STATISTICS																							
Denver Broncos									San Diego Chargers														
RUSHING		ATT	YDS	AVG	LG	TD			RUSHING		ATT	YDS	AVG	LG	TD								
D. Booker		5	46	9.2	17	0			M. Gordon		27	94	3.5	48	0								
C. Anderson		10	37	3.7	11	0			K. Farrow		2	5	2.5	6	0								
T. Siemian		1	1	1.0	1	0																	
TOTAL		16	84	5.3	17	0			TOTAL		29	99	3.4	48	0								
		TKD/									TKD/												
	ATT	CMP	YDS	YD	TD	LG	IN	Rtg.		PASSING	ATT	CMP	YDS	YD	TD	LG	IN	Rtg.					
T. Siemian		50	30	230	2/10	1	20	0	77.9	P. Rivers		29	18	178	2/12	1	27	0	90.9				
TOTAL		50	30	230	2/10	1	20	0	77.9	TOTAL		29	18	178	2/12	1	27	0	90.9				
PASS RECEIVING			NO	YDS	AVG	LG	TD			PASS RECEIVING			NO	YDS	AVG	LG	TD						
J. Norwood			5	39	7.8	11	0			H. Henry			6	83	13.8	27							
D. Thomas			5	35	7.0	11	0			Ty. Williams			3	28	9.3	18	0						
E. Sanders			4	40	10.0	20	0			T. Benjamin			3	17	5.7	8	0						
C. Anderson			4	34	8.5	11	0			A. Gates			2	16	8.0	10	0						
J. Phillips			3	31	10.3	16	0			D. McCluster			2	15	7.5	10	0						
B. Fowler			3	22	7.3	10	1			D. Inman			1	11	11.0	11	0						
V. Green			3	21	7.0	9	0			D. Watt			1	8	8.0	8	0						
D. Booker			2	7	3.5	5	0																
J. Taylor			1	1	1.0	1	0																
TOTAL			30	230	7.7	20	1			TOTAL			18	178	9.9	27	1						
INTERCEPTIONS		NO	YDS	AVG	LG	TD			INTERCEPTIONS		NO	YDS	AVG	LG	TD								
TOTAL		0	0	0.0	—	0			TOTAL		0	0	0.0	—	0								
PUNTING		NO	YDS	AVG	NET	TB	IN20	LG	PUNTING		NO	YDS	AVG	NET	TB	IN20	LG						
R. Dixon		5	221	44.2	38.6	0	2	48	D. Kaser		5	237	47.4	44.0	0	4	60						
TOTAL		5	221	44.2	38.6	0	2	48	TOTAL		5	237	47.4	44.0	0	4	60						
PUNT RETURNS		NO	YDS	AVG	FC	LG	TD	PUNT RETURNS		NO	YDS	AVG	FC	LG	TD								
J. Norwood		2	16	8.0	1	10	0	D. McCluster		3	28	9.3	0	16	0								
A.Talib		1	1	1.0	0	1	0	T. Benjamin		1	0	0.0	0	0	0								
[DOWNED]		1	0	0.0	0	—	0	[DOWNED]		1	0	0.0	0	—	0								
RETURNS		3	17	5.7	1	10	0	TOTAL		4	28	7.0	0	16	0								
KICKOFF RETURNS		NO	YDS	AVG	FC	LG	TD	KICKOFF RETURNS		NO	YDS	AVG	FC	LG	TD								
J. Norwood		2	46	23.0	0	27	0	G. Whalen		1	12	12.0	0	12	0								
[TOUCHBACK]		4	0	0.0	0	—	0	K. Wiggins		1	0	0.0	0	0	0								
								[TOUCHBACK]		2	0	0.0	0	—	0								
RETURNS		2	46	23.0	0	27	0	RETURNS		2	12	6.0	0	12	0								
Denver Broncos		Own				Opp.				Out		San Diego Chargers		Own				Opp.				Out	
FUMBLES	Fum	Lost	Rec.	Yds	TD	FF	Rec.	Yds	TD	Bnds	FUMBLES		Fum	Lost	Rec.	Yds	TD	FF	Rec.	Yds	TD	Bnds	
J. Taylor	1	1	0	0	0	0	0	0	0	0	T. Benjamin		1	1	0	0	0	0	0	0	0	0	
D. Thomas	1	1	0	0	0	0	0	0	0	0	K. Wiggins		1	1	0	0	0	0	0	0	0	0	
S. Keo	0	0	0	0	0	0	1	0	0	0	K. Toomer		0	0	0	0	0	1	1	2	0	0	
W. Parks	0	0	0	0	0	0	1	0	0	0	J. Brown		0	0	0	0	0	1	0	0	0	0	
											C. Mager		0	0	0	0	0	0	1	0	0	0	
TOTAL	2	2	0	0	0	0	2	0	0	0	TOTAL		2	2	0	0	0	2	2	2	0	0	

FINAL TEAM STATISTICS																													
BRONCOS										CHARGERS																			
TOTAL FIRST DOWNS					16					16					FGs - PATs Had Blocked					0-0									
By Rushing					6					5					Net Punting Average					38.6					44.0				
By Passing					10					9					TOTAL RETURN YARDAGE (Not Including Kickoffs)					17					28				
By Penalty					0					2					No. and Yards Punt Returns					3-17					4-28				
THIRD DOWN EFFICIENCY					6-15-40%					3-13-23%					No. and Yards Kickoff Returns					2-46					2-12				
FOURTH DOWN EFFICIENCY					0-1-0%					1-1-100%					No. and Yards Interception Returns					0-0					0-0				
TOTAL NET YARDS					304					265					PENALTIES Number and Yards					12-103					3-20				
Total Offensive Plays (inc. times thrown passing)					68					60					FUMBLES Number and Lost					2-2					2-2				
Average gain per offensive play					4.5					4.4					TOUCHDOWNS					1					1				
NET YARDS RUSHING					84					99					Rushing					0					0				
Total Rushing Plays					16					29					Passing					1					1				
Average gain per rushing play					5.3					3.4					EXTRA POINTS Made-Attempts					1-1					1-1				
Tackles for a loss-number and yards					2-6					5-7					Kicking Made-Attempts					1-1					1-1				
NET YARDS PASSING					220					166					FIELD GOALS Made-Attempts					2-3					4-4				
Times thrown - yards lost attempting to pass					2-10					2-12					RED ZONE EFFICIENCY					1-2-50%					1-5-20%				
Gross yards passing					230					178					GOAL TO GO EFFICIENCY					1-1-100%					1-2-50%				
PASS ATTEMPTS-COMPLETIONS-HAD INTERCEPTED					50-30-0					29-18-0					SAFETIES					0					1				
Avg gain per pass play (inc.# thrown passing)					4.2					5.4					FINAL SCORE					13					21				
KICKOFFS Number-In End Zone-Touchbacks					6-6-4					6-6-4					TIME OF POSSESSION					26:32					33:28				
PUNTS Number and Average					5-44.2					5-47.4																			
Had Blocked					0					0																			

BRONCOS DEFENSIVE STATISTICS																	
(Press Box Totals)																	
PLAYER	UT	A	TT	S-YDS	I-YDS	PD	FF	FR	PLAYER	UT	A	TT	S-YDS	I-YDS	PD	FF	FR
T. Ward	7	0	7	0-0	0-0	0	0	0	D. Wolfe	2	1	3	0-0	0-0	0	0	0
V. Miller	6	0	6	1-0	0-0	0	0	0	S. Williams	1	2	3	0-0	0-0	0	0	0
C. Harris Jr.	6	0	6	0-0	0-0	0	0	0	B. Winn	2	0	2	0-0	0-0	0	0	0
D. Stewart	5	1	6	0-0	0-0	0	0	0	B. Roby	1	0	1	0-0	0-0	2	0	0
B. Marshall	5	1	6	0-0	0-0	0	0	0	W. Parks	1	0	1	0-0	0-0	0	0	0
J. Crick	3	2	5	0.5-6	0-0	0	0	0	C. Nelson	1	0	1	0-0	0-0	0	0	0
T. Davis	1	3	4	0-0	0-0	0	0	0	S. Barrett	1	0	1	0-0	0-0	0	0	0
A. Talib	3	0	3	0-0	0-0	0	0	0	K. Webster	0	0	0	0-0	0-0	1	0	0
S. Ray	2	1	3	0.5-6	0-0	0	0	0	TEAM TOTALS	47	11	58	2-12	0-0	3	0	0





## Denver 27, Houston 9

Monday, Oct. 24, 2016 • 6:30 p.m. MDT • Sports Authority Field at Mile High • Denver

WEATHER: Partly Cloudy, 71°, Wind E 5 mph • TIME: 3:05 • ATTENDANCE: 76,865

The Denver Broncos snapped a two-game skid with a 27-9 victory against Head Coach Gary Kubiak's former team, the Houston Texans, on *Monday Night Football*.

Facing former Denver quarterback Brock Osweiler, the Broncos' defense controlled the tempo of the game from the start, pressuring Houston's offense throughout the entire contest and forcing two takeaways.

Running backs C.J. Anderson (107 yds.) and Devontae Booker (83 yds.) provided a one-two punch for Denver, each rushing for a touchdown and helping Denver total 190 yards on the ground.

Despite Denver's dominant defensive performance, Houston jumped out to a 6-0 lead after one quarter of play with kicker Nick Novak nailing a pair of 43-yard field goals to put the visitors up early.

Quarterback Trevor Siemian and the Broncos responded on the first drive of the second quarter after a 10-play, 75-yard drive resulted in a 7-yard touchdown run from Anderson to take a 7-6 lead.

After a three-and-out from the Texans' offense, Denver engineered a 7-play, 68-yard drive that resulted in the Broncos' second touchdown in five minutes. Siemian hit wide receiver Demaryius Thomas for a 4-yard strike to extend Denver's lead 14-6. During the drive, Booker accounted for three first downs and wide receiver Emmanuel Sanders hauled in a 29-yard pass from Siemian.

Houston cut the Broncos' lead to 14-9 on its opening drive of the second half, as Novak hit a 29-yard field goal—his third of the game.

With 4:46 left in the third quarter, Safety Darian Stewart forced running back Alfred Blue to fumble into the waiting arms of linebacker Todd Davis for Denver's first takeaway of the game.

The Broncos then capitalized on the fumble, as Booker rushed for a 1-yard for a touchdown, the first of his career. The 7-play, 72-yard drive was highlighted by a 31-yard pass to Sanders as the home team took a 21-9 lead into the final period.

On the first play of the fourth quarter, the Broncos' defense flexed its muscles again, forcing Osweiler to fumble—this time recovered by cornerback Chris Harris Jr.

Kicker Brandon McManus hit a 22-yard field goal to turn the takeaway into three points and push Denver ahead 24-7.

With two minutes remaining in the game, the Broncos scored the final points of the night—a 32-yard field goal—to seal a 27-9 victory.

Denver's suffocating pass defense allowed just 3.2 yards per passing attempt and did not allow a Texans reception covering more than 13 yards.

The Broncos also held Houston without a touchdown, marking the ninth time in the last 10 seasons the defense accomplished that feat.

### OFFICIALS:

**Referee** — Carl Cheffers (51); **Umpire** — Ruben Fowler (71); **Head Linesman** — Kent Payne (79); **Line Judge** — Tim Podraza (47); **Side Judge** — Scott Novak (1); **Field Judge** — Brad Freeman (88); **Back Judge** — Jim Quirk (63); **Replay** — Charles Stewart

### DENVER BRONCOS

OFFENSE			DEFENSE		
WR	88	D. Thomas	DE	95	D. Wolfe
LT	73	R. Okung	NT	92	S. Williams
LG	76	M. Garcia	DE	93	J. Crick
C	61	M. Paradis	SLB	58	V. Miller
RG	79	M. Schofield	WLB	56	S. Ray
RT	71	D. Stephenson	ILB	54	B. Marshall
TE	85	V. Green	ILB	51	T. Davis
WR	10	E. Sanders	LCB	21	A. Talib
RB	22	C. Anderson	RCB	25	C. Harris Jr.
QB	13	T. Siemian	SS	43	T. Ward
FB	32	A. Janovich	FS	26	D. Stewart

**BRONCOS SUBSTITUTIONS:** K 8 B.McManus, P 9 R.Dixon, WR 11 J.Norwood, WR 16 B.Fowler, RB 23 D.Booker, CB 29 B.Roby, S 31 J.Simmons, S 34 W.Parks, RB 35 K.Bibbs, CB 36 K.Webster, LS 42 C.Kreiter, OLB 48 S.Barrett, ILB 50 Z.Anderson, ILB 52 C.Nelson, C 53 J.Ferentz, OLB 57 D.Watson, OL 74 T.Sambrailo, TE 82 J.Heuerman, TE 86 J.Phillips, WR 87 J.Taylor, DE 97 B.Winn, NT 98 D.Kilgo, DE 99 A.Gotsis. **DID NOT PLAY:** QB 12 P.Lynch. **INACTIVE:** QB 4 A.Davis, WR 14 C.Latimer, S 33 S.Keo, CB 37 L.Doss, G 60 C.McGovern, T 70 B.Turner, OLB 94 D.Ware.

### HOUSTON TEXANS

OFFENSE			DEFENSE		
WR	10	D. Hopkins	LDE	95	C. Covington
LT	76	D. Brown	NT	75	V. Wilfork
LG	71	X. Su'a-Filo	RDE	90	J. Clowney
C	65	G. Mancz	SAM	59	W. Mercilus
RG	79	J. Allen	MIKE	56	B. Cushing
RT	72	D. Newton	WILL	55	B. McKinney
TE	87	C. Fiedorowicz	JACK	51	J. Simon
WR	15	W. Fuller	RCB	25	K. Jackson
QB	17	B. Osweiler	LCB	21	A. Bouye
T	63	K. Lamm	FS	29	A. Hal
RB	26	L. Miller	SS	43	C. Moore

**TEXANS SUBSTITUTIONS:** K 8 N.Novak, P 9 S.Lechler, WR 11 J.Strong, WR 13 B.Miller, DB 20 D.Jones, CB 24 J.Joseph, RB 28 A.Blue, DB 31 C.James, DB 32 R.Nelson, RB 34 T.Ervin, DB 35 E.Pleasant, S 39 L.Ballentine, RB 45 J.Prosch, LS 46 J.Weeks, LB 50 A.Dent, LB 53 M.Bullough, G 68 T.Bergstrom, T 74 C.Clark, TE 84 R.Griffin, TE 89 S.Anderson, DT 92 B.Dunn, DE 94 A.Smith, DT 98 D.Reader. **DID NOT PLAY:** QB 3 T.Savage. **INACTIVE:** QB 5 B.Weeden, WR 12 K.Mumphery, S 27 Q.Demps, RB 41 J.Grimes, B 52 B.Peters, T 78 O.Aboushi, DE 93 J.Heath.

		1	2	3	4	OT	TOTAL	FIELD GOALS (made ( ) & missed)	
VISITOR	Houston Texans	6	0	3	0	—	9	N. Novak	(43) (43) (29)
HOME	Denver Broncos	0	14	7	6	—	27	B. McManus	(22) (32)
Team	Qtr	Clock Time	PLAY DESCRIPTION (Extra Point) (Drive Info)					SCORE	
TEXANS	1	7:11	N. Novak 43 yd. Field Goal (7-33, 2:16)					3	0
TEXANS	1	0:21	N. Novak 43 yd. Field Goal (10-39, 5:05)					6	0
BRONCOS	2	9:10	C. Anderson 7 yd. run (B. McManus kick) (10-75, 6:11)					6	7
BRONCOS	2	4:04	D. Thomas 4 yd. pass from T. Siemian (B. McManus kick) (7-68, 3:25)					6	14
TEXANS	3	9:09	N. Novak 29 yd. Field Goal (9-72, 4:50)					9	14
BRONCOS	4	11:36	B. McManus 22 yd. Field Goal (7-22, 3:20)					9	24
BRONCOS	4	1:57	B. McManus 32 yd. Field Goal (7-20, 2:43)					9	27



## FINAL INDIVIDUAL STATISTICS

Houston Texans									Denver Broncos										
RUSHING			ATT	YDS	AVG	LG	TD		RUSHING			ATT	YDS	AVG	LG	TD			
A. Blue			11	63	5.7	17	0		C. Anderson			16	107	6.7	19	1			
L. Miller			11	61	5.5	25	0		D. Booker			17	83	4.9	12	1			
B. Osweiler			3	16	5.3	10	0		A. Janovich			1	1	1.0	1	0			
									T. Siemian			1	-1	-1.0	-1	0			
TOTAL			25	140	5.6	25	0		TOTAL			35	190	5.4	19	2			
TKD/									TKD/										
PASSING	ATT	CMP	YDS	YD	TD	LG	IN	Rtg.	PASSING	ATT	CMP	YDS	YD	TD	LG	IN	Rtg.		
B. Osweiler	41	22	131	1/0	0	13	0	60.1	T. Siemian	25	14	157	0/0	1	31	0	88.2		
TOTAL	41	22	131	1/0	0	13	0	60.1	TOTAL	25	14	157	0/0	1	31	0	88.2		
PASS RECEIVING			NO	YDS	AVG	LG	TD		PASS RECEIVING			NO	YDS	AVG	LG	TD			
D. Hopkins			5	36	7.2	12	0		D. Thomas			6	40	6.7	11	1			
C. Fiedorowicz			5	35	7.0	12	0		E. Sanders			4	86	21.5	31	0			
W. Fuller			4	22	5.5	13	0		A. Janovich			1	12	12.0	12	0			
L. Miller			3	6	2.0	4	0		J. Norwood			1	8	8.0	8	0			
R. Griffin			2	13	6.5	9	0		B. Fowler			1	7	7.0	7	0			
J. Strong			2	10	5.0	8	0		D. Booker			1	4	4.0	4	0			
T. Ervin			1	9	9.0	9	0												
TOTAL			22	131	6.0	13	0		TOTAL			14	157	11.2	31	1			
INTERCEPTIONS			NO	YDS	AVG	LG	TD		INTERCEPTIONS			NO	YDS	AVG	LG	TD			
TOTAL			0	0	0.0	—	0		TOTAL			0	0	0.0	—	0			
PUNTING			NO	YDS	AVG	NET	TB	IN20	LG	PUNTING			NO	YDS	AVG	NET	TB	IN20	LG
S. Lechler			5	242	48.4	41.8	0	1	62	R. Dixon			6	255	42.5	40.7	0	2	49
TOTAL			5	242	48.4	41.8	0	1	62	TOTAL			6	255	42.5	40.7	0	2	49
PUNT RETURNS			NO	YDS	AVG	FC	LG	TD		PUNT RETURNS			NO	YDS	AVG	FC	LG	TD	
T. Ervin			2	11	5.5	2	10	0		J. Norwood			3	33	11.0	1	16	0	
W. Fuller			0	0	0.0	1	—	0		[OUT OF BOUNDS]			1	0	0.0	0	—	0	
[OUT OF BOUNDS]			1	0	0.0	0	—	0											
RETURNS			2	11	5.5	3	10	0		TOTAL			3	33	11.0	1	16	0	
KICKOFF RETURNS			NO	YDS	AVG	FC	LG	TD		KICKOFF RETURNS			NO	YDS	AVG	FC	LG	TD	
W. Fuller			1	19	19.0	0	19	0		J. Norwood			1	19	19.0	0	19	0	
T. Ervin			1	14	14.0	0	14	0		[TOUCHBACK]			3	0	0.0	0	—	0	
B. Miller			1	9	9.0	0	9	0											
[TOUCHBACK]			3	0	0.0	0	—	0											
RETURNS			3	42	14.0	0	19	0		RETURNS			1	19	19.0	0	19	0	
Houston Texans			Own		Opp.		Out		Denver Broncos			Own		Opp.		Out			
FUMBLES	Fum	Lost	Rec.	Yds	TD	FF	Rec.	Yds	TD	Bnds	FUMBLES	Fum	Lost	Rec.	Yds	TD	Bnds		
B. Osweiler	3	1	2	-5	0	0	0	0	0	0	D. Booker	1	0	1	0	0	0	0	
A. Blue	1	1	0	0	0	0	0	0	0	0	C. Harris Jr.	0	0	0	0	1	6	0	
											D. Stewart	0	0	0	0	1	0	0	0
											T. Davis	0	0	1	0	0	2	7	0
TOTAL	4	2	2	-5	0	0	0	0	0	0	TOTAL	1	0	1	0	0	2	7	0

## FINAL TEAM STATISTICS

	TEXANS	BRONCOS		TEXANS	BRONCOS
TOTAL FIRST DOWNS	14	19	FGs - PATs Had Blocked	0-0	0-0
By Rushing	5	11	Net Punting Average	41.8	40.7
By Passing	8	8	TOTAL RETURN YARDAGE (Not Including Kickoffs)	11	33
By Penalty	1	0	No. and Yards Punt Returns	2-11	3-33
THIRD DOWN EFFICIENCY	7-18-39%	3-11-27%	No. and Yards Kickoff Returns	3-42	1-19
FOURTH DOWN EFFICIENCY	0-2-0%	0-0-0%	No. and Yards Interception Returns	0-0	0-0
TOTAL NET YARDS	271	347	PENALTIES Number and Yards	2-15	7-83
Total Offensive Plays (inc. times thrown passing)	67	60	FUMBLES Number and Lost	4-2	1-0
Average gain per offensive play	4.0	5.8	TOUCHDOWNS	0	3
NET YARDS RUSHING	140	190	Rushing	0	2
Total Rushing Plays	25	35	Passing	0	1
Average gain per rushing play	5.6	5.4	EXTRA POINTS Made-Attempts	0-0	3-3
Tackles for a loss-number and yards	0-0	0-0	Kicking Made-Attempts	0-0	3-3
NET YARDS PASSING	131	157	FIELD GOALS Made-Attempts	3-3	2-2
Times thrown - yards lost attempting to pass	1-0	0-0	RED ZONE EFFICIENCY	0-1-0%	3-5-60%
Gross yards passing	131	157	GOAL TO GO EFFICIENCY	0-0-0%	3-4-75%
PASS ATTEMPTS-COMPLETIONS-HAD INTERCEPTED	41-22-0	25-14-0	SAFETIES	0	0
Avg gain per pass play (inc.# thrown passing)	3.1	6.3	FINAL SCORE	9	27
KICKOFFS Number-In End Zone-Touchbacks	4-3-3	6-4-3	TIME OF POSSESSION	29:22	30:38
PUNTS Number and Average	5-48.4	6-42.5			
Had Blocked	0	0			

## BRONCOS DEFENSIVE STATISTICS

*(Press Box Totals)*

PLAYER	UT	A	TT	S-YDS	I-YDS	PD	FF	FR	PLAYER	UT	A	TT	S-YDS	I-YDS	PD	FF	FR
T. Ward	3	5	8	0-0	0-0	2	0	0	S. Williams	1	2	3	0-0	0-0	0	0	0
C. Harris Jr.	6	1	7	0-0	0-0	0	1	1	J. Crick	0	3	3	0-0	0-0	1	0	0
D. Stewart	3	3	6	0-0	0-0	0	1	0	W. Parks	1	1	2	0-0	0-0	0	0	0
S. Ray	2	3	5	0-0	0-0	0	0	0	D. Watson	1	0	1	0-0	0-0	0	0	0
A. Talib	3	1	4	0-0	0-0	3	0	0	J. Simmons	1	0	1	0-0	0-0	0	0	0
T. Davis	2	2	4	0-0	0-0	0	0	1	B. Roby	1	0	1	0-0	0-0	0	0	0
C. Nelson	2	2	4	0-0	0-0	0	0	0	D. Kilgo	0	1	1	0-0	0-0	0	0	0
B. Marshall	2	2	4	0-0	0-0	0	0	0	S. Barrett	0	1	1	0-0	0-0	0	0	0
V. Miller	3	0	3	0-0	0-0	0	0	0	B. Winn	0	1	1	0-0	0-0	0	0	0
D. Wolfe	2	1	3	0-0	0-0	1	0	0	TEAM TOTAL S	34	29	62	1-0	0-0	7	2	2





## Denver 27, San Diego 19

Sunday, Oct. 30, 2016 • 2:05 p.m. MDT • Sports Authority Field at Mile High • Denver

**WEATHER:** Partly Cloudy, 76°, Wind SE 15 mph • **TIME:** 3:29 • **ATTENDANCE:** 76,756

Behind three takeaways, including a 49-yard interception returned for a touchdown by cornerback Bradley Roby, the Denver Broncos topped their AFC West rivals, the San Diego Chargers, 27-19 in the second meeting between the two teams in a 17-day span.

In his first career start, rookie running back Devontae Booker helped spark the Broncos' offense with 84 total yards and a touchdown.

The game marked Denver's first divisional win of the year and its second victory aided by a defensive score.

Denver opened the game with a 9-play, 65-yard drive, which culminated in a 28-yard field goal from kicker Brandon McManus, giving the Broncos an early 3-0 lead.

The Chargers responded on their first drive of the game with a touchdown to jump ahead 7-3. Quarterback Philip Rivers hit tight end Antonio Gates for a 7-yard touchdown pass, his first of two on the day.

With 9:22 remaining in the second quarter, the Broncos regained a lead they would not relinquish. Roby jumped a pass from Rivers, taking it 49 yards up the sideline for a pick-six, giving Denver a 10-7 lead.

Quarterback Trevor Siemian fumbled on a Chargers sack with under five minutes remaining in the first half, but San Diego could not capitalize as kicker Josh Lambo pushed a 45-yard field goal wide right.

On the Chargers' opening drive of the second half, safety Darian Stewart picked off a Rivers pass, returning it 25 yards to San Diego's 10-yard line.

Two plays later, Booker found the end zone from three yards out to extend the Denver lead to 17-7.

The Broncos' defense forced another turnover on the Chargers' next drive, as safety T.J. Ward put Denver in scoring position at San Diego's 7-yard line after a 23-yard interception return.

Two plays later, Booker fumbled the ball reaching across the goal line, leading to a 13-play, 98-yard drive from the Chargers resulting in a touchdown for the visitors. Denver outside linebacker Shaquil Barrett blocked the extra point to keep the score at 17-13.

Early in the fourth quarter, running back Juwan Thompson pushed into the end zone from one yard out to put the home team up 24-13.

San Diego's defense picked up a pick-six of its own after cornerback Casey Hayward took an interception 24 yards to the house. Rivers' two-point conversion to tight end Hunter Henry failed, as Denver maintained a 24-19 lead.

The Broncos tacked on a 22-yard field goal and punter Riley Dixon boomed a 68-yard punt from his own end zone late in the fourth to help seal Denver's victory.

### OFFICIALS:

**Referee** — Tony Corrente (99); **Umpire** — Dan Ferrell (64); **Head Linesman** — Patrick Turner (13); **Line Judge** — Tim Podraza (47); **Side Judge** — Rob Vernatchi (75); **Field Judge** — Buddy Horton (82); **Back Judge** — Todd Prukop (30); **Replay** — Russell Yurk

### DENVER BRONCOS

#### OFFENSE

**WR** 88 D. Thomas  
**LT** 73 R. Okung  
**LG** 76 M. Garcia  
**C** 61 M. Paradis  
**RG** 79 M. Schofield  
**RT** 71 D. Stephenson  
**TE** 85 V. Green  
**WR** 10 E. Sanders  
**QB** 13 T. Siemian  
**RB** 23 D. Booker  
**FB** 32 A. Janovich

#### DEFENSE

**DE** 95 D. Wolfe  
**NT** 92 S. Williams  
**DE** 93 J. Crick  
**SLB** 58 V. Miller  
**WLB** 56 S. Ray  
**ILB** 52 C. Nelson  
**ILB** 51 T. Davis  
**LCB** 29 B. Roby  
**RCB** 25 C. Harris Jr.  
**SS** 43 T. Ward  
**FS** 26 D. Stewart

**BRONCOS SUBSTITUTIONS:** KK 8 B.McManus, P 9 R.Dixon, WR 11 J.Norwood, WR 16 B.Fowler, S 31 J.Simmons, S 34 W.Parks, RB 35 K.Bibbs, CB 36 K.Webster, CB 37 L.Doss, RB 40 J.Thompson, LS 42 C.Kreiter, OLB 48 S.Barrett, ILB 50 Z.Anderson, C 53 J.Ferentz, OLB 57 D.Watson, OL 74 T.Sambrailo, TE 82 J.Heuerman, TE 86 J.Phillips, WR 87 J.Taylor, OLB 94 D.Ware, DE 97 B.Winn, NT 98 D.Kilgo, DE 99 A.Gotsis. **DID NOT PLAY:** QB 12 P.Lynch. **INACTIVE:** QB 4 A.Davis, WR 14 C.Latimer, CB 21 A.Talib, ILB 54 B.Marshall, G 60 C.McGovern, T 70 B.Turner, TE 83 A.Derby.

### SAN DIEGO CHARGERS

#### OFFENSE

**WR** 15 D. Inman  
**LT** 77 K. Dunlap  
**LG** 74 O. Franklin  
**C** 68 M. Slauson  
**RG** 76 D. Fluker  
**RT** 72 J. Barksdale  
**TE** 85 A. Gates  
**TE** 86 H. Henry  
**QB** 17 P. Rivers  
**RB** 28 M. Gordon  
**TE** 84 S. McGrath

#### DEFENSE

**DE** 99 J. Bosa  
**NT** 92 B. Mebane  
**DT** 94 C. Liuget  
**OLB** 54 M. Ingram  
**ILB** 57 J. Brown  
**ILB** 52 D. Perryman  
**OLB** 51 K. Emanuel  
**LCB** 24 B. Flowers  
**RCB** 26 C. Hayward  
**SS** 31 A. Phillips  
**FS** 20 D. Lowery

**CHARGERS SUBSTITUTIONS:** K 2 J.Lambo, P 8 D.Kaser, QB 10, Clemens, WR-KR 12 T.Benjamin, WR 16 Ty.Williams, S 23 D.McCoil, S 25 D.Stuckey, RB 27 K.Farrow, RB-KR 33 D.McCluster, FB 34 D.Watt, CB 41 S.Williams, CB 42 T.Williams, OLB 46 C.Landrum, LS 47 M.Windt, ILB 53 J.Perry, ILB 56 K.Toomer, OLB 58 To.Williams, DT 71 D.Square, C-G 73 S.Pulley, G-T 75 C.Hairston, WR 83 G.Whalen, DE 93 D.Philon, DT 95 T.Palepoi. **DID NOT PLAY:** WR 89 I. Burse. **INACTIVE:** CB 29 C.Mager, S 37 J.Addae, TE 45 A.Cleveland, C 62 M.Tuerk, T 78 T.Burwell, G-T 79 K.Wiggins, OLB 97 J.Attachou.

		1	2	3	4	OT	TOTAL	FIELD GOALS (made ( ) & missed)	
<b>VISITOR</b>	San Diego Chargers	7	0	6	6	—	19	J. Lambo	45W/L
<b>HOME</b>	Denver Broncos	3	7	7	10	—	27	B. McManus	(28) (22)

Team	Qtr	Clock Time	PLAY DESCRIPTION (Extra Point) (Drive Info)	SCORE Visitor Home
BRONCOS	1	11:05	B. McManus 28 yd. Field Goal (9-65, 3:55)	0 3
CHARGERS	1	7:24	A. Gates 7 yd. pass from P. Rivers (J. Lambo kick) (7-85, 3:41)	7 3
BRONCOS	2	9:10	B. Roby 49 yd. interception return (B. McManus kick) (2-10, 0:45)	7 10
BRONCOS	3	12:45	D. Booker 3 yd. run (B. McManus kick) (2-10, 0:45)	7 17
CHARGERS	3	4:02	T. Benjamin 14 yd. pass (kick blocked) (13-75, 6:30)	13 17
BRONCOS	4	12:32	J. Thompson 1 yd. run (B. McManus kick) (13-75, 6:30)	13 24
CHARGERS	4	8:02	C. Hayward 24 yd. interception return (pass failed)	19 24
BRONCOS	4	5:19	B. McManus 22 yd. Field Goal (6-71, 2:43)	19 27



FINAL INDIVIDUAL STATISTICS																					
San Diego Chargers									Denver Broncos												
RUSHING	ATT		YDS	AVG	LG	TD			RUSHING	ATT		YDS	AVG	LG	TD						
M. Gordon	23		111	4.8	20	0			D. Booker	19		54	2.8	18	1						
K. Farrow	3		12	4.0	6	0			K. Bibbs	2		4	2.0	5	0						
									J. Thompson	1		1	1.0	1	1						
									T. Siemian	3		-2	-0.7	0	0						
TOTAL	26		123	4.7	20	0			TOTAL	25		57	2.3	18	2						
PASSING	ATT		CMP	YDS	TKD/YD	TD	LG	IN	Rtg.	PASSING	ATT		CMP	YDS	TKD/YD	TD	LG	IN	Rtg.		
P. Rivers	47		20	267	4/21	2	53	3	48.8	T. Siemian	38		20	276	1/9	0	40	1	65.2		
TOTAL	47		20	267	4/21	2	53	3	48.8	TOTAL	38		20	276	1/9	0	40	1	65.2		
PASS RECEIVING			NO	YDS	AVG	LG	TD			PASS RECEIVING			NO	YDS	AVG	LG	TD				
D. Inman			4	72	18.0	37	0			D. Thomas			5	79	15.8	40	0				
M. Gordon			4	44	11.0	30	0			D. Booker			5	30	6.0	12	0				
A. Gates			4	33	8.3	12	1			E. Sanders			4	68	17.0	37	0				
T. Benjamin			3	44	14.7	18	1			V. Green			4	55	13.8	31	0				
H. Henry			2	14	7.0	7	0			J. Taylor			1	35	35.0	35	0				
D. Watt			1	53	53.0	53	0			J. Norwood			1	9	9.0	9	0				
Ty. Williams			1	4	4.0	4	0														
D. McCluster			1	3	3.0	3	0														
TOTAL			20	267	13.4	53	2			TOTAL			20	276	13.8	40	0				
INTERCEPTIONS			NO	YDS	AVG	LG	TD			INTERCEPTIONS			NO	YDS	AVG	LG	TD				
C. Hayward			1	24	24.0	24	1			B. Roby			1	49	49.0	49	1				
										D. Stewart			1	25	25.0	25	0				
										T. Ward			1	23	23.0	23	0				
TOTAL			1	24	24.0	24	1			TOTAL			3	97	32.3	49	1				
PUNTING			NO	YDS	AVG	NET	TB	IN20	LG	PUNTING			NO	YDS	AVG	NET	TB	IN20	LG		
D. Kaser			5	285	57.0	46.0	2	2	62	R. Dixon			5	253	50.6	47.8	0	0	68		
TOTAL			5	285	57.0	46.0	2	2	62	TOTAL			5	253	50.6	47.8	0	0	68		
PUNT RETURNS			NO	YDS	AVG	FC	LG	TD			PUNT RETURNS			NO	YDS	AVG	FC	LG	TD		
D. McCluster			3	14	4.7	2	6	0			J. Norwood			2	15	7.5	0	10	0		
										[DOWNED]			1	0	0.0	0	—				
										[TOUCHBACK]			2	0	0.0	0	—				
RETURNS			3	14	4.7	2	6	0			TOTAL			2	15	7.5	0	10	0		
KICKOFF RETURNS			NO	YDS	AVG	FC	LG	TD			KICKOFF RETURNS			NO	YDS	AVG	FC	LG	TD		
G. Whalen			1	25	25.0	0	25	0			[TOUCHBACK]			4	0	0.0	0	—			
D. McCluster			1	17	17.0	0	17	0													
[TOUCHBACK]			4	0	0.0	0	—														
RETURNS			2	42	21.0	0	25	0			RETURNS			0	0	0.0	0	—			
San Diego Chargers	Own		Opp.		Out		Denver Broncos		Own		Opp.		Out								
FUMBLES	Fum	Lost	Rec.	Yds	TD	FF	Rec.	Yds	TD	Bnds	FUMBLES	Fum	Lost	Rec.	Yds	TD	FF	Rec.	Yds	TD	Bnds
J. Bosa	0	0	0	0	0	1	0	0	0	0	T. Siemian	2	1	0	-1	0	0	0	0	0	0
S. McGrath	0	0	0	0	0	1	0	0	0	0	D. Booker	1	1	0	0	0	0	0	0	0	0
K. Toomer	0	0	0	0	0	1	0	0	0	0	J. Norwood	1	0	0	0	0	0	0	0	0	0
J. Brown	0	0	0	0	0	0	1	0	0	0	K. Bibbs	0	0	1	0	0	0	0	0	0	0
T. Palepoi	0	0	0	0	0	0	1	0	0	0	J. Taylor	0	0	1	0	0	0	0	0	0	0
TOTAL	0	0	0	0	0	3	2	0	0	0	TOTAL	4	2	2	-1	0	0	0	0	0	0

FINAL TEAM STATISTICS																										
CHARGERS									BRONCOS																	
TOTAL FIRST DOWNS									21									15								
By Rushing									5									5								
By Passing									14									10								
By Penalty									2									0								
THIRD DOWN EFFICIENCY									7-17-41%									5-15-33%								
FOURTH DOWN EFFICIENCY									0-2-0%									0-1-0%								
TOTAL NET YARDS									369									324								
Total Offensive Plays (inc. times thrown passing)									77									64								
Average gain per offensive play									4.8									5.1								
NET YARDS RUSHING									123									57								
Total Rushing Plays									26									25								
Average gain per rushing play									4.7									2.3								
Tackles for a loss-number and yards									1-1									5-9								
NET YARDS PASSING									246									267								
Times thrown - yards lost attempting to pass									4-21									1-9								
Gross yards passing									267									276								
PASS ATTEMPTS-COMPLETIONS-HAD INTERCEPTED									47-20-3									38-20-1								
Avg gain per pass play (inc.# thrown passing)									4.8									6.8								
KICKOFFS Number-In End Zone-Touchbacks									4-4-4									6-5-4								
PUNTS Number and Average									5-57.0									5-50.6								
Had Blocked									0									0								
FGs - PATs Had Blocked									0-1									0-0								
Net Punting Average									46.0									47.8								
TOTAL RETURN YARDAGE (Not Including Kickoffs)									38									112								
No. and Yards Punt Returns									3-14									2-15								
No. and Yards Kickoff Returns									2-42									0-0								
No. and Yards Interception Returns									1-24									3-97								
PENALTIES Number and Yards									8-52									6-45								
FUMBLES Number and Lost									0-0									4-2								
TOUCHDOWNS									3									3								
Rushing									0									2								
Passing									2									0								
Interceptions									1									1								
EXTRA POINTS Made-Attempts									1-3									3-3								
Kicking Made-Attempts									1-2									3-3								
Passing Made-Attempts									0-1									0-0								
FIELD GOALS Made-Attempts									0-1									2-2								
RED ZONE EFFICIENCY									2-3-67%									2-6-33%								
GOAL TO GO EFFICIENCY									1-2-50%									2-4-50%								
SAFETIES									0									0								
FINAL SCORE									19									27								
TIME OF POSSESSION									33:08									26:52								

BRONCOS DEFENSIVE STATISTICS																	
(Press Box Totals)																	
PLAYER	UT	A	TT	S-YDS	I-YDS	PD	FF	FR	PLAYER	UT	A	TT	S-YDS	I-YDS	PD	FF	FR
T. Ward	7	3	10	1-8	1-23	1	0	0	S. Williams	1	1	2	0-0	0-0	0	0	0
T. Davis	3	5	8	0-0	0-0	1	0	0	S. Ray	0	2	2	0-0	0-0	0	0	0
B. Roby	4	3	7	0-0	1-49	2	0	0	J. Simmons	1	0	1	1-9	0-0	0	0	0
C. Harris Jr.	5	1	6	0-0	0-0	1	0	0	L. Doss	1	0	1	0-0	0-0	2	0	0
C. Nelson	1	4	5	0-0	0-0	1	0	0	W. Parks	1	0	1	0-0	0-0	0	0	0
V. Miller	2	2	4	1-1	0-0	0	0	0	K. Webster	1	0	1	0-0	0-0	0	0	0
B. Winn	2	2	4	0-0	0-0	0	0	0	A. Gotsis	0	1	1	0-0	0-0	0	0	0
D. Stewart	3	0	3	0-0	1-25	1	0	0	S. Barrett	0	1	1	0-0	0-0	0	0	0
D. Wolfe	1	2	3	0-0	0-0	1	0	0	D. Ware	0	0	0	0-0	0-0	1	0	0
J. Crick	1	1	2	1-3	0-0	2	0	0	TEAM TOTALS	34	28	62	4-21	3-97	13	0	0





## Oakland 30, Denver 20

Sunday, Nov. 6, 2016 • 5:30 p.m. PST • Oakland-Alameda County Coliseum • Oakland, Calif.

**WEATHER:** Partly Cloudy, 65°, Wind W 6 mph • **TIME:** 3:18 • **ATTENDANCE:** 54, 957

The Denver Broncos lost their first game in Oakland in six years by a score of 30-20 in a battle of 6-2 teams at the midway point of the season.

The Raiders rushed for 218 yards and three touchdowns while bottling up Denver's running game, which accumulated just 33 yards on 12 attempts.

Broncos running back Kapri Bibbs accumulated 159 all-purpose yards (11 rushing, 69 receiving and 79 kickoff return yards) and a touchdown during the game, but Denver otherwise struggled to move the ball or develop an offensive rhythm all game.

The Raiders were aggressive early, out-gaining the Broncos 137-9 in the first quarter and opening a 6-0 lead. Oakland kicker Sebastian Janikowski hit field goals from 24 yards and 29 yards, respectively, on consecutive drives to give the home team the lead.

Three plays into the second quarter, the Raiders padded their advantage as running back Latavius Murray capped a 9-play, 57-yard drive with a 1-yard touchdown run—his first of three on the day.

Facing a 13-0 deficit, Denver responded with a scoring drive of its own. Broncos quarterback Trevor Siemian hit wide receiver Jordan Norwood for a 36-yard pass to cut Oakland's lead to 13-7.

With less than two minutes remaining in the first half, Murray found the end zone again from one yard out to put the Raiders up 20-7.

Denver then marched down the field and hit a 55-yard field goal from kicker Brandon McManus as time expired in the half to take a 20-10 deficit into halftime.

After a scoreless third quarter, McManus split the uprights from 44 yards out making it a one-possession game at 20-13. The 11-play, 73-yard drive was highlighted by a huge third down conversion from Siemian to wide receiver Emmanuel Sanders for 18 yards and a 26-yard connection between Siemian and tight end Virgil Green.

Raiders quarterback Derek Carr engineered a 10-play, 58-yard drive to set up Janikowski for a 35-yard field goal and a 23-13 lead.

With the Broncos marching on their own 47-yard line, Oakland defensive end Khalil Mack forced the first turnover of the game as he strip-sacked Siemian, recovering the ball at Denver's 39-yard line.

With the aid of multiple defensive penalties, Carr and the Raiders capitalized off the fumble after Murray scampered up the middle from one yard out for his third score of the game. The touchdown put Oakland up 30-13 with six minutes left in the game.

Siemian and the Broncos' offense refused to go down quietly as less than a minute after Murray's latest score, Bibbs took a short pass from Siemian 69-yards for a touchdown, pulling Denver back within 10, 30-20.

The Broncos' comeback attempt was cut short when Siemian's fourth-down pass was intercepted by safety Reggie Nelson just before the two-minute warning.

### OFFICIALS:

**Referee** — Clete Blakeman (34); **Umpire** — Ramon George (128); **Head Linesman** — Hugo Cruz (94); **Line Judge** — Jeff Seeman (45); **Side Judge** — Joe Larrew (73); **Field Judge** — Adrian Hill (29); **Back Judge** — Steve Patrick (17); **Replay** — Richard Reels

### DENVER BRONCOS

#### OFFENSE

**WR** 88 D. Thomas  
**LT** 73 R. Okung  
**LG** 76 M. Garcia  
**C** 61 M. Paradis  
**RG** 79 M. Schofield  
**RT** 71 D. Stephenson  
**TE** 85 V. Green  
**WR** 10 E. Sanders  
**QB** 13 T. Siemian  
**RB** 23 D. Booker  
**TE** 83 A. Derby

#### DEFENSE

**DE** 95 D. Wolfe  
**NT** 92 S. Williams  
**DE** 93 J. Crick  
**SLB** 58 V. Miller  
**WLB** 56 S. Ray  
**ILB** 54 B. Marshall  
**ILB** 51 T. Davis  
**LCB** 29 B. Roby  
**RCB** 25 C. Harris Jr.  
**SS** 43 T. Ward  
**FS** 26 D. Stewart

**BRONCOS SUBSTITUTIONS:** K 8 B.McManus, P 9 R.Dixon, WR 11 J.Norwood, WR 16 B.Fowler, S 31 J.Simmons, FB 32 A.Janovich, S 34 W.Parks, RB 35 K.Bibbs, CB 37 L.Doss, DB 39 T.Nixon, RB 40 J.Thompson, LS 42 C.Kreiter, OLB 48 S.Barrett, ILB 50 Z.Anderson, ILB 52 C. Nelson, OLB 57 D.Watson, TE 82 J.Heuerman, WR 87 J.Taylor, OLB 94 D.Ware, DE 97 B.Winn, DE 99 A.Gotsis. **DID NOT PLAY:** QB 12 P.Lynch, C 53 J.Ferentz, OL 74 T.Sambrailo. **INACTIVE:** QB 4 A.Davis, WR 14 C.Latimer, CB 21 A.Talib, CB 36 K.Webster, G 60 C.McGovern, T 70 B.Turner, NT 98 D.Kilgo.

### OAKLAND RAIDERS

#### OFFENSE

**WR** 15 M. Crabtree  
**LT** 72 D. Penn  
**LG** 70 K. Osemele  
**C** 61 R. Hudson  
**RG** 66 G. Jackson  
**RT** 77 A. Howard  
**TE** 88 C. Walford  
**WR** 89 A. Cooper  
**QB** 4 D. Carr  
**RB** 28 L. Murray  
**T** 79 D. Kirkland

#### DEFENSE

**DE** 95 J. Ward  
**DT** 96 D. Autry  
**DE** 52 K. Mack  
**SLB** 51 B. Irvin  
**MLB** 54 P. Riley  
**WLB** 53 M. Smith  
**LCB** 29 D. Amerson  
**RCB** 38 T. Carrie  
**CB** 25 D. Hayden  
**FS** 27 R. Nelson  
**SS** 42 K. Joseph

**RAIDERS SUBSTITUTIONS:** P 7 M.King, WR 10 S.Roberts, K 11 S.Janikowski, WR 16 J.Holton, WR 18 A.Holmes, S 20 N.Allen, RB 22 T.Jones, RB 30 J.Richard, CB 32 A.Hamilton, RB 33 D.Washington, DB 39 K.McGill, S 41 B.Trawick, FB/RB 49 J.Olawale, LB 56 D.Bates, LB 57 C.James, LS 59 J.Condo, T 71 M.Watson, DT 75 D.Latham, G/C 76 J.Feliciano, DT 78 J.Ellis, TE 81 M.Rivera, DT 90 D.Williams, LB 91 S.Calhoun. **DID NOT PLAY:** QB 14 M.McGloin. **INACTIVE:** QB 8 C.Cook, CB 21 S.Smith, CB 23 D.McDonald, T 73 M.McCants, G 74 V.Alexander, TE 85 R.O'Malley, DT 92 S.McGee.

		1	2	3	4	OT	TOTAL	FIELD GOALS (made ( ) & missed)
<b>VISITOR</b>	Denver Broncos	0	10	0	10	—	20	B. McManus (55) (44)
<b>HOME</b>	Oakland Raiders	6	14	0	10	—	30	S. Janikowski (24) (29) 48WR (35)




Team	Qtr	Clock Time	PLAY DESCRIPTION (Extra Point) (Drive Info)	SCORE Visitor Home
RAIDERS	1	10:21	S. Janikowski 24 yd. Field Goal (8-47, 4:12)	0 3
RAIDERS	1	4:52	S. Janikowski 29 yd. Field Goal (9-47, 4:27)	0 6
RAIDERS	2	14:07	L. Murray 1 yd. run (S. Janikowski kick) (9-57, 4:28)	0 13
BRONCOS	2	8:22	J. Norwood 36 yd. pass from T. Siemian (B. McManus kick) (7-84, 3:31)	7 13
RAIDERS	2	1:25	L. Murray 1 yd. run (S. Janikowski kick) (6-75, 1:39)	7 20
BRONCOS	2	0:00	B. McManus 55 yd. Field Goal (7-43, 1:25)	10 20
BRONCOS	4	14:56	B. McManus 44 yd. Field Goal (11-73, 4:38)	13 20
RAIDERS	4	8:19	S. Janikowski 35 yd. Field Goal (10-58, 6:37)	13 23
RAIDERS	4	6:09	L. Murray 1 yd. run (S. Janikowski kick) (4-39, 1:04)	13 30
BRONCOS	4	5:18	K. Bibbs 69 yd. pass from T. Siemian (B. McManus kick) (2-75, 0:51)	20 30



FINAL INDIVIDUAL STATISTICS																					
Denver Broncos									Oakland Raiders												
RUSHING	ATT		YDS	AVG	LG	TD			RUSHING	ATT		YDS	AVG	LG	TD						
D. Booker	10		22	2.2	5	0			L. Murray	20		114	5.7	42	3						
K. Bibbs	2		11	5.5	10	0			J. Richard	8		62	7.8	28	0						
									D. Washington	10		35	3.5	8	0						
									J. Olawale	1		4	4.0	4	0						
									D. Carr	4		3	0.8	6	0						
TOTAL	12		33	2.8	10	0			TOTAL	43		218	5.1	42	3						
PASSING	ATT		CMP	YDS	TKD/YD	TD	LG	IN	Rtg.	PASSING	ATT		CMP	YDS	TKD/YD	TD	LG	IN	Rtg.		
T. Siemian	37		18	283	2/17	2	69	1	81.2	D. Carr	31		20	184	2/5	0	21	0	80.6		
TOTAL	37		18	283	2/17	2	69	1	81.2	TOTAL	31		20	184	2/5	0	21	0	80.6		
PASS RECEIVING			NO	YDS	AVG	LG	TD			PASS RECEIVING			NO	YDS	AVG	LG	TD				
D. Thomas			5	56	11.2	23	0			A. Cooper			6	56	9.3	21	0				
E. Sanders			5	47	9.4	18	0			S. Roberts			3	32	10.7	21	0				
J. Norwood			2	56	28.0	36	1			M. Crabtree			2	27	13.5	14	0				
V. Green			2	37	18.5	26	0			A. Holmes			2	27	13.5	16	0				
K. Bibbs			1	69	69.0	69	1			C. Walford			2	13	6.5	15	0				
D.Booker			1	8	8.0	8	0			J. Richard			2	10	5.0	11	0				
J. Taylor			1	6	6.0	6	0			L. Murray			1	13	13.0	13	0				
B. Fowler			1	4	4.0	4	0			M. Rivera			1	6	6.0	6	0				
										D. Washington			1	0	0.0	0	0				
TOTAL			18	283	15.7	69	2			TOTAL			20	184	9.2	21	0				
INTERCEPTIONS			NO	YDS	AVG	LG	TD			INTERCEPTIONS			NO	YDS	AVG	LG	TD				
										R. Nelson			1	7	7.0	7	0				
TOTAL			0	0	0.0	—	0			TOTAL			1	7	7.0	7	0				
PUNTING	NO		YDS	AVG	NET	TB	IN20	LG		PUNTING	NO		YDS	AVG	NET	TB	IN20	LG			
R. Dixon	6		267	44.5	39.2	0	0	59		M. King	4		169	42.3	39.3	0	2	51			
TOTAL	6		267	44.5	39.2	0	0	59		TOTAL	4		169	42.3	39.3	0	2	51			
PUNT RETURNS			NO	YDS	AVG	FC	LG	TD		PUNT RETURNS			NO	YDS	AVG	FC	LG	TD			
J. Norwood			1	12	12.0	1	12	0		J. Richard			4	26	6.5	1	11	0			
[DOWNED]			2	0	0.0	0	—	0		T. Carrie			1	6	6.0	0	6	0			
RETURNS			1	12	12.0	1	12	0		TOTAL			5	32	6.4	1	11	0			
KICKOFF RETURNS			NO	YDS	AVG	FC	LG	TD		KICKOFF RETURNS			NO	YDS	AVG	FC	LG	TD			
K. Bibbs			4	79	19.8	0	26	0		J. Richard			1	26	26.0	0	26	0			
[TOUCHBACK]			3	0	0.0	0	—	0		T. Jones			1	15	15.0	0	15	0			
										[TOUCHBACK]			2	0	0.0	0	—	0			
RETURNS			4	79	19.8	0	26	0		RETURNS			2	41	20.5	0	26	0			
Denver Broncos			Own			Opp.			Out		Oakland Raiders			Own			Opp.			Out	
FUMBLES	Fum	Lost	Rec.	Yds	TD	FF	Rec.	Yds	TD	Bnds	FUMBLES	Fum	Lost	Rec.	Yds	TD	FF	Rec.	Yds	TD	Bnds
T. Siemian	1	1	0	0	0	0	0	0	0	0	K. Mack	0	0	0	0	0	1	1	0	0	0
TOTAL	1	1	0	0	0	0	0	0	0	0	TOTAL	0	0	0	0	0	1	1	0	0	0

FINAL TEAM STATISTICS															
						BRONCOS		RAIDERS							
						BRONCOS		RAIDERS							
TOTAL FIRST DOWNS						13	30	FGs - PATs Had Blocked						0-0	0-0
By Rushing						1	11	Net Punting Average						39.2	39.3
By Passing						9	12	TOTAL RETURN YARDAGE (Not Including Kickoffs)						12	39
By Penalty						3	7	No. and Yards Punt Returns						1-12	5-32
THIRD DOWN EFFICIENCY						3-11-27%	5-14-36%	No. and Yards Kickoff Returns						4-79	2-41
FOURTH DOWN EFFICIENCY						0-1-0%	0-0-0%	No. and Yards Interception Returns						0-0	1-7
TOTAL NET YARDS						299	397	PENALTIES Number and Yards						12-104	8-72
Total Offensive Plays (inc. times thrown passing)						51	76	FUMBLES Number and Lost						1-1	0-0
Average gain per offensive play						5.9	5.2	TOUCHDOWNS						2	3
NET YARDS RUSHING						33	218	Rushing						0	3
Total Rushing Plays						12	43	Passing						2	0
Average gain per rushing play						2.8	5.1	EXTRA POINTS Made-Attempts						2-2	3-3
Tackles for a loss-number and yards						1-2	1-3	Kicking Made-Attempts						2-2	3-3
NET YARDS PASSING						266	179	FIELD GOALS Made-Attempts						2-2	3-4
Times thrown - yards lost attempting to pass						2-17	2-5	RED ZONE EFFICIENCY						0-0-0%	3-6-50%
Gross yards passing						283	184	GOAL TO GO EFFICIENCY						0-0-0%	3-3-100%
PASS ATTEMPTS-COMPLETIONS-HAD INTERCEPTED						37-18-1	31-20-0	SAFETIES						0	0
Avg gain per pass play (inc.# thrown passing)						6.8	5.4	FINAL SCORE						20	30
KICKOFFS Number-In End Zone-Touchbacks						4-2-2	7-6-3	TIME OF POSSESSION						18:32	41:28
PUNTS Number and Average						6-44.5	4-42.3								
Had Blocked						0	0								



Denver 25, New Orleans 25

Sunday, Nov. 13, 2016 • 12:05 p.m. CST • Mercedes-Benz Superdome • New Orleans

WEATHER: Indoors • TIME: 3:05 • ATTENDANCE: 73,138

Denver Broncos blocked a potential game-winning extra point by the New Orleans Saints and returned it for a defensive two-point conversion with 1:22 remaining to secure a 25-23 road win in front of 73,138 fans in the Mercedes-Benz Superdome.

Denver's defense accounted for four takeaways during the contest, including two interceptions and a fumble recovery from safety Darian Stewart.

The Broncos jumped out to a 10-0 lead, scoring on two of their first three possessions while Stewart's two early interceptions kept the Saints off the scoreboard.

Denver quarterback Trevor Siemian hit Jordan Thomas for a 14-yard scoring pass for the first points of the game and the first touchdown of the wide receiver's career to make it 7-0.

A 50-yard field goal from kicker Brandon McManus put the visitors ahead 10 until late int he second quarter.

New Orleans' first points of the game came as a result of an interception thrown by Siemian to Saints cornerback Sterling Moore with less than 30 seconds remaining int he first half. Quarterback Drew Brees led the home team quickly down the field and kicker Wil Lutz knocked a 30-yard field goal through the uprights as time expired to cut Denver's lead to 10-3.

On their opening drive of the second half, the Saints knotted the game at 10 after a 7-play, 90-yard drive ended with a 3-yard touchdown connection from Brees to wide receiver Willie Snead.

With Denver marching down the field, New Orleans picked up its second takeaway of the day when a short pass from Siemian was picked off by Saints safety Kenny Vaccaro.

Four plays after the interception, Brees connected with Snead again for a 5-yard touchdown pass. The Saints' 17 unanswered points gave them their first lead of the day, 17-10.

Entering the final quarter, Denver's defense provided a spark when cornerback Bradley Roby forced a Michael Thomas fumble that was recovered by Stewart.

On the ensuing Broncos' possession, Siemian hit Demaryius Thomas for a 2-yard touchdown pass, tying the score at 17-17.

Two McManus field goals (28, 37) sandwiched around Denver's fourth takeaway of the game—a fumble recovered by safety T.J. Ward—gave Denver a six point lead with less than three minutes remaining.

With 1:22 left in the fourth quarter, Brees hit Brandin Cooks for a 32-yard score, tying the game at 23.

On the ensuing PAT, Broncos rookie safety Justin Simmons blocked the kick and fellow rookie Will Parks returned it down the sideline for the winning defensive two-point conversion.

The Broncos recovered a latch-ditch onside kick attempt by the Saints to secure their seventh win of the season.

DENVER BRONCOS

OFFENSE

DEFENSE

WR 88 D. Thomas  
LT 73 R. Okung  
LG 76 M. Garcia  
C 61 M. Paradis  
RG 79 M. Schofield  
RT 71 D. Stephenson  
TE 85 V. Green  
WR 10 E. Sanders  
QB 13 T. Siemian  
RB 23 D. Booker  
WR 11 J. Norwood

DE 97 B. Winn  
NT 92 S. Williams  
DE 93 J. Crick  
SLB 58 V. Miller  
WLB 94 D. Ware  
ILB 54 B. Marshall  
ILB 51 T. Davis  
LCB 29 B. Roby  
RCB 25 C. Harris Jr.  
SS 43 T. Ward  
FS 26 D. Stewart

BRONCOS SUBSTITUTIONS: K 8 B.McManus, P 9 R.Dixon, WR 14 C.Latimer, WR 16 B.Fowler, S 31 J.Simmons, FB 32 A.Janovich, S 34 W.Parks, RB 35 K.Bibbs, CB 36 K.Webster, CB 37 L.Doss, LS 42 C.Kreiter, OLB 48 S.Barrett, ILB 50 Z.Anderson, ILB 52 C.Nelson, OLB 56 S.Ray, OLB 57 D.Watson, OL 74 T.Sambrailo, TE 82 J.Heuerman, TE 83 A.Derby, WR 87 J.Taylor, NT 98 D.Kilgo, DE 99 A.Gotsis. **DID NOT PLAY:** QB 12 P.Lynch, C 53 J.Ferentz. **INACTIVE:** QB 4 A.Davis, CB 21 A.Talib, DB 39 T.Nixon, RB 40 J.Thompson, G 60 C.McGovern, T 70 B.Turner, DE 95 D.Wolfe.

NEW ORLEANS SAINTS

OFFENSE

DEFENSE

WR 10 B. Cooks  
LT 75 A. Peat  
LG 65 S. Kelemete  
C 60 M. Unger  
RG 73 J. Evans  
RT 64 Z. Strief  
TE 82 C. Fleener  
WR 13 M. Thomas  
QB 9 D. Brees  
RB 22 M. Ingram  
TE 89 J. Hill

DE 99 P. Kruger  
DT 95 T. Davison  
DT 90 N. Fairley  
DE 94 C. Jordan  
WILL 59 D. Ellerbe  
MLB 52 C. Robertson  
DB 48 V. Bell  
CB 40 D. Breaux  
SS 32 K. Vaccaro  
FS 31 J. Byrd  
CB 24 S. Moore

SAINTS SUBSTITUTIONS: K 3 W.Lutz, P 6 T.Morstead, WR 16 B.Coleman, WR 19 J.Lampman, DB 21 D.Harris, CB 28 B.Webb, FB 29 J.Kuhn, RB 34 T.Hightower, RB 38 T.Cadet, S 41 R.Harper, DB 46 K.Crawley, LS 47 J.Drescher, DB 49 S.Keo, LB 54 N.Stupar, DE 55 D.Tapp, G 68 T.Lelito, T 76 T.Hills, WR 83 W.Snead, TE 86 J.Phillips, DE 91 K.Edebali, DE 93 D.Onyemata, LB 97 S.Barrington, DT 98 S.Rankins. **DID NOT PLAY:** QB 7 L.McCown. **INACTIVE:** RB 23 M.Murphy, RB 36 D.Lasco, LB 50 S.Anthony, LB 56 M.Mauti, T 72 T.Armstead, G 78 L.Turner, WR 87 T.Lewis.

OFFICIALS:

Referee — Bill Vinovich (52); Umpire — Bruce Stritesky (102); Head Linesman — Phil McKinnely (110); Line Judge — Mark Perlman (9); Side Judge — Gary Cavaletto (60); Field Judge — Michael Banks (72); Back Judge — Greg Meyer (78); Replay — Darryll Lewis

		1	2	3	4	OT	TOTAL	FIELD GOALS (made ( ) & missed)	
VISITOR	Denver Broncos	7	3	0	15	—	25	B. McManus	(50) 42WL (28) (37)
HOME	New Orleans Saints	0	3	14	6	—	23	W. Lutz	(30)

Team	Qtr	Clock Time	PLAY DESCRIPTION (Extra Point) (Drive Info)	SCORE Visitor Home
BRONCOS	1	5:45	J. Taylor 14 yd. pass from T. Siemian (B. McManus kick) (13-85, 7:15)	7 0
BRONCOS	2	13:42	B. McManus 50 yd. Field Goal (4-7, 1:11)	10 0
SAINTS	2	0:00	W. Lutz 30 yd. Field Goal (5-50, 0:29)	10 3
SAINTS	3	8:30	W. Snead 3 yd. pass from D. Brees (W. Lutz kick) (7-90, 3:50)	10 10
SAINTS	3	3:59	W. Snead 5 yd. pass from D. Brees (W. Lutz kick) (4-38, 1:36)	10 17
BRONCOS	4	9:37	D. Thomas 2 yd. pass from T. Siemian (B. McManus kick) (7-27, 3:52)	17 17
BRONCOS	4	3:23	B. McManus 28 yd. Field Goal (10-43, 4:18)	20 17
BRONCOS	4	2:50	B. McManus 37 yd. Field Goal (4-2, 0:18)	23 17
SAINTS	4	1:22	B. Cooks 32 yd. pass from D. Brees (6-75, 1:28)	23 23
BRONCOS	4	1:22	W. Parks defensive two point conversion	25 23



FINAL INDIVIDUAL STATISTICS																							
Denver Broncos									New Orleans Saints														
RUSHING		ATT	YDS	AVG	LG	TD	RUSHING		ATT	YDS	AVG	LG	TD										
D. Booker		24	76	3.2	11	0	M. Ingram		11	50	4.5	10	0										
K. Bibbs		7	22	3.1	9	0	T. Hightower		8	21	2.6	3	0										
T. Siemian		6	5	0.8	3	0	D. Brees		2	9	4.5	5	0										
TOTAL		37	103	2.8	11	0	TOTAL		21	80	3.8	10	0										
PASSING		ATT	CMP	YDS	TKD/ YD	TD	LG	IN	Rtg.	PASSING		ATT	CMP	YDS	TKD/ YD	TD	LG	IN	Rtg.				
T. Siemian		40	25	258	6/24	2	18	2	76.9	D. Brees		29	21	303	1/10	3	37	2	111.7				
TOTAL		40	25	258	6/24	2	18	2	76.9	TOTAL		29	21	303	1/10	3	37	2	111.7				
PASS RECEIVING			NO	YDS	AVG	LG	TD	PASS RECEIVING			NO	YDS	AVG	LG	TD								
D. Thomas			8	87	10.9	18	1	W. Snead			5	47	9.4	24	2								
E. Sanders			5	54	10.8	14	0	M. Thomas			4	40	10.0	16	0								
J. Norwood			3	18	6.0	9	0	B. Cooks			3	98	32.7	37	1								
J. Taylor			2	32	16.0	18	1	T. Hightower			2	34	17.0	23	0								
V. Green			2	24	12.0	15	0	T. Cadet			2	26	13.0	20	0								
A. Derby			2	22	11.0	12	0	C. Fleener			2	26	13.0	18	0								
D. Booker			2	12	6.0	10	0	M. Ingram			2	13	6.5	7	0								
A. Janovich			1	9	9.0	9	0	B. Coleman			1	19	19.0	19	0								
TOTAL			25	258	10.3	18	2	TOTAL			21	303	14.3	37	3								
INTERCEPTIONS			NO	YDS	AVG	LG	TD	INTERCEPTIONS			NO	YDS	AVG	LG	TD								
D. Stewart			2	11	5.5	11	0	K. Vaccaro			1	30	30.0	30	0								
								S. Moore			1	8	8.0	8	0								
TOTAL			2	11	5.5	11	0	TOTAL			2	38	19.0	30	0								
PUNTING		NO	YDS	AVG	NET	TB	IN20	LG	PUNTING		NO	YDS	AVG	NET	TB	IN20	LG						
R. Dixon		3	124	41.3	40.0	0	2	45	T. Morstead		4	163	40.8	36.5	0	2	50						
TOTAL		3	124	41.3	40.0	0	2	45	TOTAL		4	163	40.8	36.5	0	2	50						
PUNT RETURNS			NO	YDS	AVG	FC	LG	TD	PUNT RETURNS			NO	YDS	AVG	FC	LG	TD						
J. Norwood			2	17	8.5	2	17	0	B. Cooks			1	2	2.0	0	2	0						
									J. Byrd			1	2	2.0	1	2	0						
RETURNS			2	17	8.5	2	17	0	TOTAL			2	4	2.0	1	2	0						
KICKOFF RETURNS			NO	YDS	AVG	FC	LG	TD	KICKOFF RETURNS			NO	YDS	AVG	FC	LG	TD						
[TOUCHBACK]			3	0	0.0	0	—	0	T. Hightower			2	45	22.5	0	31	0						
									[TOUCHBACK]			4	0	0.0	0	—	0						
RETURNS			3	0	0.0	0	—	0	RETURNS			2	45	22.5	0	31	0						
Denver Broncos			Own			Opp.			Out			New Orleans Saints			Own			Opp.			Out		
FUMBLES	Fum	Lost	Rec.	Yds	TD	FF	Rec.	Yds	TD	Bnds	FUMBLES	Fum	Lost	Rec.	Yds	TD	FF	Rec.	Yds	TD	Bnds		
J. Crick	0	0	0	0	0	1	0	0	0	0	M. Thomas	2	2	0	0	0	0	0	0	0	0		
B. Roby	0	0	0	0	0	1	0	0	0	0													
D. Stewart	0	0	0	0	0	0	1	28	0	0													
T. Ward	0	0	0	0	0	0	1	0	0	0													
TOTAL	0	0	0	0	0	2	2	28	0	0	TOTAL	2	2	0	0	0	0	0	0	0	0		

FINAL TEAM STATISTICS													
BRONCOS							SAINTS						
TOTAL FIRST DOWNS							24						
By Rushing							3						
By Passing							20						
By Penalty							1						
THIRD DOWN EFFICIENCY							11-19-58%						
FOURTH DOWN EFFICIENCY							0-0-0%						
TOTAL NET YARDS							337						
Total Offensive Plays (inc. times thrown passing)							83						
Average gain per offensive play							4.1						
NET YARDS RUSHING							103						
Total Rushing Plays							37						
Average gain per rushing play							2.8						
Tackles for a loss-number and yards							2-5						
NET YARDS PASSING							234						
Times thrown - yards lost attempting to pass							6-24						
Gross yards passing							258						
PASS ATTEMPTS-COMPLETIONS-HAD INTERCEPTED							40-25-2						
Avg gain per pass play (inc.# thrown passing)							5.1						
KICKOFFS Number-In End Zone-Touchbacks							6-5-4						
PUNTS Number and Average							3-41.3						
Had Blocked							0						
FGs - PATs Had Blocked							0-0						
Net Punting Average							40.0						
TOTAL RETURN YARDAGE (Not Including Kickoffs)							28						
No. and Yards Punt Returns							2-17						
No. and Yards Kickoff Returns							0-0						
No. and Yards Interception Returns							2-11						
PENALTIES Number and Yards							1-10						
FUMBLES Number and Lost							0-0						
TOUCHDOWNS							2						
Rushing							0						
Passing							2						
EXTRA POINTS Made-Attempts							2-2						
Kicking Made-Attempts							2-2						
FIELD GOALS Made-Attempts							3-4						
RED ZONE EFFICIENCY							2-5-40%						
GOAL TO GO EFFICIENCY							1-1-100%						
SAFETIES							0						
FINAL SCORE							25						
TIME OF POSSESSION							39:22						

BRONCOS DEFENSIVE STATISTICS																	
(Press Box Totals)																	
PLAYER	UT	A	TT	S-YDS	I-YDS	PD	FF	FR	PLAYER	UT	A	TT	S-YDS	I-YDS	PD	FF	FR
T. Davis	5	1	6	0-0	0-0	0	0	0	B. Marshall	2	0	2	0-0	0-0	0	0	0
J. Crick	4	2	6	0-0	0-0	0	1	0	J. Simmons	1	1	2	0-0	0-0	0	0	0
T. Ward	3	3	6	0-0	0-0	0	0	1	W. Parks	0	2	2	0-0	0-0	0	0	0
V. Miller	4	0	4	0-0	0-0	0	0	0	S. Barrett	1	0	1	1-10	0-0	0	0	0
C. Nelson	1	3	4	0-0	0-0	0	0	0	L. Doss	1	0	1	0-0	0-0	0	0	0
S. Williams	3	0	3	0-0	0-0	0	0	0	K. Webster	1	0	1	0-0	0-0	0	0	0
B. Roby	2	0	2	0-0	0-0	2	1	0	B. Winn	0	1	1	0-0	0-0	0	0	0
D. Stewart	2	0	2	0-0	2-11	2	0	1	A. Gotsis	0	1	1	0-0	0-0	0	0	0
C. Harris Jr.	2	0	2	0-0	0-0	1	0	0	TEAM TOTALS	32	14	46	1-10	2-11	5	2	2





# Kansas City 30, Denver 27 (OT)

Sunday, Nov. 27, 2016 • 6:30 p.m. MST • Sports Authority Field at Mile High • Denver

**WEATHER:** Mostly Cloudy, 44°, Wind W 11 mph G 21 mph • **TIME:** 3:57 • **ATTENDANCE:** 76,819

Kansas City kicker Cairo Santos hit a game-winning 35-yard field goal with five seconds remaining in overtime as the Chiefs topped the Denver Broncos 30-27 in a thrilling AFC West match up on *Sunday Night Football*.

The game, which featured five lead changes, was Denver's first regular-season overtime loss at home since 2007.

Denver was led by a solid performance from quarterback Trevor Siemian (20-of-34 for 368 yds., 3 TDs, 125.6 rtg.), who became just the third Broncos quarterback to throw for 350 yards and three touchdowns without an interception.

Wideout Emmanuel Sanders (7-162 yds, 1TD) totaled the second-highest receiving total of his career, while outside linebacker Von Miller tied a career high with three sacks.

The AFC West rivals opened the game in a defensive stalemate as the two squads remained scoreless through the first quarter.

Midway through the second, Kansas City's defense struck with the first points of the game. Siemian was sacked by Kansas City linebacker Justin Houston in the end zone and the ensuing fumble was recovered by Denver but resulted in a safety.

On the ensuing kick, Chiefs wide receiver Tyreek Hill evaded tacklers 86 yards for a touchdown, giving Kansas City a 9-0 lead in the span of 12 seconds.

With 1:51 remaining in the first half, Broncos kicker Brandon McManus scored Denver's first points of the contest, cashing in from 33 yards out to cut the Chiefs' lead to 9-3.

The home team took its first lead of the game on its first possession of the second half when Siemian extended a broken play and found wide receiver Jordan Taylor for a 6-yard strike in the corner of the end zone.

Facing a 10-9 deficit, the Chiefs responded with a 12-play, 75-yard drive that culminated in a 3-yard touchdown run by Hill.

Entering the fourth quarter, the Broncos found the end zone on two consecutive drives to open a 24-16 lead. With 7:35 left in the fourth, Siemian found Sanders for a 35-yard score. On the next possession, he connected with wide receiver Bennie Fowler for a 76-yard strike on third down.

Looking to tie the game, Chiefs quarterback Alex Smith hit Hill to convert a crucial 4th-and-10 from Denver's 14-yard line. On the next play, he tossed a short pass to Hill for a touchdown with 15 seconds remaining. Kansas City converted the two-point conversion, sending the divisional battle into overtime tied at 24-24.

The teams opened the extra period by exchanging field goals, sending the game into sudden death.

With 1:08 on the clock, Denver attempted a 62-yard field goal that missed. Kansas City used the good field position to march 32 yards in four plays for the walkoff 34-yard field goal from Santos.

## OFFICIALS:

**Referee** — Peter Morelli (135); **Umpire** — Roy Ellison (81); **Head Linesman** — Steve Stelljes (22); **Line Judge** — Carl Johnson (101); **Side Judge** — Boris Cheek (41); **Field Judge** — Doug Rosenbaum (67); **Back Judge** — Dino Paganelli (105); **Replay** — Tommy Moore

## DENVER BRONCOS

### OFFENSE

**WR** 88 D. Thomas  
**LT** 73 R. Okung  
**LG** 76 M. Garcia  
**C** 61 M. Paradis  
**RG** 79 M. Schofield  
**RT** 74 T. Sambrailo  
**TE** 85 V. Green  
**WR** 10 E. Sanders  
**QB** 13 T. Siemian  
**RB** 23 D. Booker  
**FB** 32 A. Janovich

### DEFENSE

**DE** 95 D. Wolfe  
**NT** 92 S. Williams  
**DE** 93 J. Crick  
**SLB** 58 V. Miller  
**WLB** 94 D. Ware  
**ILB** 54 B. Marshall  
**ILB** 51 T. Davis  
**LCB** 21 A. Talib  
**RCB** 25 C. Harris Jr.  
**SS** 43 T. Ward  
**FS** 26 D. Stewart

**BRONCOS SUBSTITUTIONS:** K 8 B.McManus, P 9 R.Dixon, WR 11 J.Norwood, WR 16 B.Fowler, CB 29 B.Roby, S 31 J.Simmons, S 34 W.Parks, RB 35 K.Bibbs, CB 36 K.Webster, RB 40 J.Thompson, LS 45 T.Gafford, OLB 48 S.Barrett, ILB 50 Z.Anderson, ILB 52 C.Nelson, OLB 56 S.Ray, OLB 57 D.Watson, T 71 D.Stephenson, TE 83 A.Derby, WR 87 J.Taylor, DE 97 B.Winn, DE 99 A.Gotsis. **DID NOT PLAY:** QB 12 P.Lynch, C 53 J.Ferentz, TE 82 J.Heuerman. **INACTIVE:** QB 4 A.Davis, WR 14 C.Latimer, WR 15 M.Brown, CB 37 L.Doss, LS 42 C.Kreiter, G 60 C.McGovern, T 70 B.Turner.

## KANSAS CITY CHIEFS

### OFFENSE

**TE** 84 D. Harris  
**LT** 72 E. Fisher  
**LG** 73 Z. Fulton  
**C** 61 M. Morse  
**RG** 76 L. Duvernay-Tardif  
**RT** 71 M. Schwartz  
**TE** 87 T. Kelce  
**WR** 17 C. Conley  
**QB** 11 A. Smith  
**RB** 32 S. Ware  
**TE** 80 J. O'Shaughnessy

### DEFENSE

**LDE** 99 R. Nunez-Roches  
**NT** 92 D. Poe  
**RDE** 95 C. Jones  
**LOLB** 50 J. Houston  
**LILB** 56 D. Johnson  
**RILB** 53 R. Wilson  
**ROLB** 91 T. Hali  
**LCB** 22 M. Peters  
**RCB** 23 P. Gaines  
**SS** 29 E. Berry  
**FS** 38 R. Parker

**CHIEFS SUBSTITUTIONS:** P 2 D.Colquitt, K 5 C.Santos, WR 10 T.Hill, WR 12 A.Wilson, WR 13 D.Thomas, WR 14 D.Robinson, DB 21 E.Murray, CB 24 D.White, CB 27 K.Acker, RB 34 K.Davis, RB 35 C.West, DB 39 T.Mitchell, LS 41 J.Winchester, FB 42 A.Sherman, LB 48 T.Smith, S 49 D.Sorensen, LB 51 F.Zombo, LB 57 D.Alexander, T 70 B.Witzmann, T 75 J.Reid, DE 94 J.Jenkins, DE 98 K.Reyes. **DID NOT PLAY:** QB 4 N.Foles, LB 52 D.Nicolas. **INACTIVE:** QB 9 T.Bray, WR 19 J.Maclin, CB 20 S.Nelson, LB 55 D.Ford, G 68 M.Person, TE 88 R.Travis, DL 96 J.Howard.

		1	2	3	4	OT	TOTAL	FIELD GOALS (made ( ) & missed)
<b>VISITOR</b>	Kansas City Chiefs	0	9	7	8	6	30	C. Santos (37) (34)
<b>HOME</b>	Denver Broncos	0	3	7	14	3	27	B. McManus (33) (44) 62SH

Team	Qtr	Clock Time	PLAY DESCRIPTION (Extra Point) (Drive Info)	SCORE Visitor	SCORE Home
CHIEFS	2	6:16	R. Okung tackled in end zone for a Safety	2	0
CHIEFS	2	6:04	T. Hill 86 yd. kickoff return (C. Santos kick) (0-0, 0:12)	9	0
BRONCOS	2	1:47	B. McManus 33 yd. Field Goal (10-60, 4:17)	9	3
BRONCOS	3	7:37	J. Taylor 6 yd. pass from T. Siemian (B. McManus kick) (12-63, 5:20)	9	10
CHIEFS	3	0:30	T. Hill 3 yd. run (C. Santos kick) (12-75, 7:07)	16	10
BRONCOS	4	7:47	E. Sanders 35 yd. pass from T. Siemian (B. McManus kick) (4-88, 1:37)	16	17
BRONCOS	4	3:00	B. Fowler 76 yd. pass from T. Siemian (B. McManus kick) (6-96, 2:37)	16	24
CHIEFS	4	0:12	T. Hill 3 yd. pass from A. Smith (A. Smith-D. Harris pass) (12-75, 2:48)	24	24
BRONCOS	5	8:51	B. McManus 44 yd. Field Goal (11-49, 6:09)	24	27
CHIEFS	5	4:19	C. Santos 37 yd. Field Goal (10-46, 4:32)	27	27
CHIEFS	5	0:02	C. Santos 34 yd. Field Goal (4-32, 1:01)	30	27



## FINAL INDIVIDUAL STATISTICS

Kansas City Chiefs										Denver Broncos												
RUSHING		ATT	YDS	AVG	LG	TD	RUSHING		ATT	YDS	AVG	LG	TD									
S. Ware		17	64	3.8	7	0	D. Booker		24	79	3.3	13	0									
C. West		3	8	2.7	4	0	T. Siemian		5	23	4.6	14	0									
K. Davis		3	6	2.0	3	0	K. Bibbs		9	22	2.4	8	0									
T. Hill		1	3	3.0	3	1																
A. Smith		2	2	1.0	3	0																
TOTAL		26	83	3.2	7	1	TOTAL		38	124	3.3	14	0									
Kansas City Chiefs										Denver Broncos												
PASSING		ATT	CMP	YDS	TKD/ YD	TD	LG	IN	Rtg.	PASSING		ATT	CMP	YDS	TKD/ YD	TD	LG	IN	Rtg.			
A. Smith		44	26	220	6/30	1	21	0	79.7	T. Siemian		34	20	368	5/28	3	76	0	125.6			
TOTAL		44	26	220	6/30	1	21	0	79.7	TOTAL		34	20	368	5/28	3	76	0	125.6			
PASS RECEIVING										PASS RECEIVING												
				NO	YDS	AVG	LG	TD						NO	YDS	AVG	LG	TD				
T. Hill				9	52	5.8	11	1		E. Sanders				7	162	23.1	64	1				
T. Kelce				8	101	12.6	21	0		D. Thomas				5	60	12.0	24	0				
C. Conley				3	26	8.7	13	0		A. Derby				4	43	10.8	13	0				
S. Ware				2	32	16.0	18	0		B. Fowler				1	76	76.0	76	1				
A. Wilson				2	6	3.0	4	0		D. Booker				1	22	22.0	22	0				
D. Thomas				1	4	4.0	4	0		J. Taylor				1	6	6.0	6	1				
J. O'Shaughnessy				1	-1	-1.0	-1	0		A. Janovich				1	-1	-1.0	-1	0				
TOTAL				26	220	8.5	21	1		TOTAL				20	368	18.4	76	3				
INTERCEPTIONS										INTERCEPTIONS												
TOTAL				NO	YDS	AVG	LG	TD		TOTAL				NO	YDS	AVG	LG	TD				
				0	0	0.0	—	0						0	0	0.0	—	0				
PUNTING										PUNTING												
		NO	YDS	AVG	NET	TB	IN20	LG				NO	YDS	AVG	NET	TB	IN20	LG				
D. Colquitt		9	431	47.9	44.1	1	5	61		R. Dixon		6	271	45.2	40.5	0	3	59				
TOTAL		9	431	47.9	44.1	1	5	61		TOTAL		6	271	45.2	40.5	0	3	59				
PUNT RETURNS										PUNT RETURNS												
			NO	YDS	AVG	FC	LG	TD					NO	YDS	AVG	FC	LG	TD				
T. Hill			2	28	14.0	1	17	0		J. Norwood			5	14	2.8	3	9	0				
[DOWNED]			1	0	0.0	0	—	0		[TOUCHBACK]			1	0	0.0	—	0	0				
[OUT OF BOUNDS]			2	0	0.0	0	—	0														
RETURNS			2	28	14.0	1	17	0		TOTAL			5	14	2.8	3	9	0				
KICKOFF RETURNS										KICKOFF RETURNS												
			NO	YDS	AVG	FC	LG	TD					NO	YDS	AVG	FC	LG	TD				
T. Hill			1	86	86.0	0	86	1		[TOUCHBACK]			6	0	0.0	0	—	0				
D. Thomas			1	41	41.0	0	41	0														
[TOUCHBACK]			5	0	0.0	0	—	0														
RETURNS			2	127	63.5	0	86	1		RETURNS			0	0	0.0	0	—	0				
Kansas City Chiefs										Denver Broncos												
FUMBLES		Fum	Lost	Rec.	Yds	TD	Opp.		TD	Out	FUMBLES		Fum	Lost	Rec.	Yds	TD	Opp.		TD	Out	
J. Houston		0	0	0	0	0	FF	Rec.	Yds	TD	Bnds	J. Norwood		2	1	1	0	0	0	0	0	0
J. Winchester		0	0	0	0	0	0	1	0	0	0	T. Siemian		1	0	0	0	0	0	0	0	0
												R. Okung		0	0	1	0	0	0	0	0	0
TOTAL		0	0	0	0	0	1	1	0	0	0	TOTAL		3	1	2	0	0	0	0	0	0

## FINAL TEAM STATISTICS

	CHIEFS	BRONCOS		CHIEFS	BRONCOS
TOTAL FIRST DOWNS	23	21	FGs - PATs Had Blocked	0-0	0-0
By Rushing	5	6	Net Punting Average	44.1	40.5
By Passing	14	12	TOTAL RETURN YARDAGE (Not Including Kickoffs)	28	14
By Penalty	4	3	No. and Yards Punt Returns	2-28	5-14
THIRD DOWN EFFICIENCY	5-17-29%	9-20-45%	No. and Yards Kickoff Returns	2-127	0-0
FOURTH DOWN EFFICIENCY	1-1-100%	1-1-100%	No. and Yards Interception Returns	0-0	0-0
TOTAL NET YARDS	273	464	PENALTIES Number and Yards	9-71	15-97
Total Offensive Plays (inc. times thrown passing)	76	77	FUMBLES Number and Lost	0-0	3-1
Average gain per offensive play	3.6	6.0	TOUCHDOWNS	3	3
NET YARDS RUSHING	83	124	Rushing	1	0
Total Rushing Plays	26	38	Passing	1	3
Average gain per rushing play	3.2	3.3	Kickoff Returns	1	0
Tackles for a loss-number and yards	0-0	6-8	EXTRA POINTS Made-Attempts	3-3	3-3
NET YARDS PASSING	190	340	Kicking Made-Attempts	2-2	3-3
Times thrown - yards lost attempting to pass	6-30	5-28	Passing Made-Attempts	1-1	0-0
Gross yards passing	220	368	FIELD GOALS Made-Attempts	2-2	2-3
PASS ATTEMPTS-COMPLETIONS-HAD INTERCEPTED	44-26-0	34-20-0	RED ZONE EFFICIENCY	2-4-50%	1-3-33%
Avg gain per pass play (inc.# thrown passing)	3.8	8.7	GOAL TO GO EFFICIENCY	1-1-100%	1-1-100%
KICKOFFS Number-In End Zone-Touchbacks	6-6-6	7-6-5	SAFETIES	1	0
PUNTS Number and Average	9-47.9	6-45.2	FINAL SCORE	30	27
Had Blocked	0	0	TIME OF POSSESSION	37:39	37:18

## BRONCOS DEFENSIVE STATISTICS

(Press Box Totals)																	
PLAYER	UT	A	TT	S-YDS	I-YDS	PD	FF	FR	PLAYER	UT	A	TT	S-YDS	I-YDS	PD	FF	FR
V. Miller	9	1	10	3-16	0-0	1	0	0	D. Ware	2	1	3	1-4	0-0	0	0	0
D. Wolfe	5	3	8	1-7	0-0	0	0	0	J. Simmons	2	0	2	0-0	0-0	1	0	0
B. Marshall	4	2	6	0-0	0-0	1	0	0	D. Stewart	2	0	2	0-0	0-0	0	0	0
J. Crick	3	3	6	0-0	0-0	0	0	0	B. Roby	1	1	2	0-0	0-0	0	0	0
C. Harris Jr.	5	0	5	0-0	0-0	1	0	0	S. Williams	1	0	1	0-0	0-0	1	0	0
A. Talib	3	2	5	0-0	0-0	0	0	0	W. Parks	1	0	1	0-0	0-0	0	0	0
S. Ray	4	0	4	1-3	0-0	0	0	0	B. Winn	0	1	1	0-0	0-0	0	0	0
T. Davis	2	2	4	0-0	0-0	0	0	0	C. Nelson	0	0	0	0-0	0-0	1	0	0
T. Ward	3	0	3	0-0	0-0	0	0	0	TEAM TOTALS	47	16	63	6-30	0-0	6	0	0





## Denver 20, Jacksonville 10

Sunday, Dec. 4, 2016 • 1:02 p.m. EST • EverBank Field • Jacksonville, Fla.

**WEATHER:** 70°, Wind SE 10 mph • **TIME:** 3:07 • **ATTENDANCE:** 63,075

The Denver Broncos forced three turnovers, including a fumble recovery by outside linebacker Shane Ray with 1:37 remaining in the fourth quarter to help ice a 20-10 victory on the road over the Jacksonville Jaguars.

Denver's defense held stout all game, forcing the Jaguars' offense into five three-and-outs while recording with two interceptions, including its league-leading third pick-six of the season—a 51-yard score from cornerback Bradley Roby.

In his second career start, Broncos rookie quarterback Paxton Lynch had a difficult time against the Jaguars' third-ranked pass defense, but did not commit a turnover on the afternoon.

On the ground, running back Kapri Bibbs picked up a team-high 49 yards on five carries prior to leaving the game with an ankle injury.

The two squads opened the game in a defensive stalemate, as neither team could muster points in a scoreless first quarter.

Early in the second quarter, the home team broke the scoreless tie after Jaguars kicker Jason Myers converted a 47-yard field goal to take a 3-0 lead.

On the Broncos' ensuing possession, the visitors recorded their lone offensive touchdown of the game. The Denver offense cashed in on an eight-play, 75-yard drive to jump ahead 10-3, taking a lead they would not relinquish. Running back Devontae Booker powered into the end zone from six yards out for the score.

With 4:44 left in the second quarter, cornerback Chris Harris Jr. picked off a deep pass from Bortles for the Broncos' first takeaway of the game.

Denver added three more points just before halftime when kicker Brandon McManus hit a 32-yard field goal to put the Broncos up 10-3.

Midway through the third quarter, Denver opened a 17-3 lead when Roby jumped a Bortles pass on 3rd-and-4, taking it 51 yards for a touchdown.

Jacksonville pulled within a touchdown three plays into the fourth quarter, converting on a 4th-and-5 from Denver's 22-yard line. Jaguars quarterback Blake Bortles evaded pressure, scrambling up the middle into the end zone.

With the Broncos holding on to a 17-10 lead, the two squads traded scoreless drives, as both defenses held tough throughout the final period.

Jacksonville received the ball with 1:41 left in the game at its own 34-yard line. On the second play of the drive, linebacker Von Miller helped force a Bortles fumble that was picked up by Ray and advanced to the Jaguars' 29-yard line.

Three plays later, McManus iced the game, hitting a 41-yard field goal with 33 seconds remaining to put Denver up for good, 20-10.

### OFFICIALS:

**Referee** — Craig Wrolstad (4); **Umpire** — Barry Anderson (31); **Head Linesman** — Mark Hittner (28); **Line Judge** — Julian Mapp (10); **Side Judge** — Jeff Lamberth (21); **Field Judge** — Steve Zimmer (33); **Back Judge** — Lee Dyer (27); **Replay** — Larry Nemmers

### DENVER BRONCOS

#### OFFENSE

**WR** 88 D. Thomas  
**LT** 73 R. Okung  
**LG** 76 M. Garcia  
**C** 61 M. Paradis  
**RG** 79 M. Schofield  
**RT** 71 D. Stephenson  
**TE** 85 V. Green  
**WR** 10 E. Sanders  
**QB** 12 P. Lynch  
**RB** 23 D. Booker  
**TE** 83 A. Derby

#### DEFENSE

**DE** 95 D. Wolfe  
**NT** 92 S. Williams  
**DE** 93 J. Crick  
**SLB** 58 V. Miller  
**WLB** 94 D. Ware  
**ILB** 54 B. Marshall  
**ILB** 51 T. Davis  
**LCB** 21 A. Talib  
**RCB** 25 C. Harris Jr.  
**SS** 43 T. Ward  
**FS** 26 D. Stewart

**BRONCOS SUBSTITUTIONS:** K 8 B.McManus, P 9 R.Dixon, WR 11 J.Norwood, WR 14 C.Latimer, WR 19 K.Raymond, CB 29 B.Roby, S 31 J.Simmons, S 34 W.Parks, RB 35 K.Bibbs, CB 36 K.Webster, RB 40 J.Thompson, LS 45 T.Gafford, OLB 48 S.Barrett, ILB 50 Z.Anderson, ILB 52 C.Nelson, OLB 56 S.Ray, OLB 57 D.Watson, OL 74 T.Sambrailo, TE 82 J.Heuerman, WR 87 J.Taylor, DE 97 B.Winn, DE 99 A.Gotsis. **DID NOT PLAY:** QB 4 A.Davis, C 53 J.Ferentz. **INACTIVE:** QB 13 T.Siemian, WR 15 M.Brown, WR 16 B.Fowler, CB 37 L.Doss, LS 42 C.Kreiter, G 60 C.McGovern, G 70 B.Turner.

### JACKSONVILLE JAGUARS

#### OFFENSE

**WR** 15 A. Robinson  
**TE** 48 A. Ellis  
**LT** 68 K. Beachum  
**LG** 64 C. Reed  
**C** 65 B. Linder  
**RG** 60 A. Cann  
**RT** 78 J. Parnell  
**TE** 83 B. Koyack  
**WR** 11 M. Lee  
**QB** 5 B. Bortles  
**RB** 16 D. Robinson

#### DEFENSE

**LEO** 91 Y. Ngakoue  
**DT** 90 M. Jackson  
**DT** 95 A. Jones  
**DE** 93 T. Alualu  
**WLB** 50 T. Smith  
**MLB** 51 P. Posluszny  
**OTTO** 44 M. Jack  
**LCB** 21 P. Amukamara  
**FS** 39 T. Gipson  
**SS** 37 J. Cyprien  
**RCB** 20 J. Ramsey

**JAGUARS SUBSTITUTIONS:** K 2 J.Myers, P 3 B.Nortman, WR 14 S.Wynn, WR 17 A.Benn, CB 22 A.Colvin, RB 24 T.Yeldon, FS 25 P.Thompson, RB 30 C.Grant, CB 31 D.House, LS 46 C.Tinker, S 47 J.Wilson, LB 52 H.Pullard, LB 55 D.Skuta, DE 56 D.Fowler, LB 59 A.Brown, G 69 T.Shatley, OT 72 J.Wells, DT 79 J.Hill, WR 81 B.Walters, TE 87 N.Sterling, DT 92 S.Day, DE 98 C.Smith, DT 99 S.Marks. **DID NOT PLAY:** QB 7 C.Henne. **INACTIVE:** QB 10 B.Allen, CB 29 J.Johnson, RB 33 C.Ivory, OL 73 J.Poutasi, DL 75 J.Odrick, TE 80 J.Thomas, WR 88 A.Hurns.

		1	2	3	4	OT	TOTAL	FIELD GOALS (made ( ) & missed)
<b>VISITOR</b>	Denver Broncos	0	10	7	3	—	20	B. McManus (32) (41)
<b>HOME</b>	Jacksonville Jaguars	0	3	0	7	—	10	J. Myers (47)

Team	Qtr	Clock Time	PLAY DESCRIPTION (Extra Point) (Drive Info)	SCORE Visitor Home
JAGUARS	2	11:01	J. Myers 47 yd. Field Goal (7-30, 3:08)	0 3
BRONCOS	2	6:54	D. Booker 6 yd. run (B. McManus kick) (8-75, 4:07)	7 3
BRONCOS	2	0:01	B. McManus 32 yd. Field Goal (4-29) (0:46)	10 3
BRONCOS	3	7:34	B. Roby 51 yd. interception return (B. McManus kick)	17 3
JAGUARS	4	14:03	B. Bortles 22 yd. run (J. Myers kick) (12-70, 5:45)	17 10
BRONCOS	4	0:29	B. McManus 41 yd. Field Goal (4-6, 0:58)	20 10



FINAL INDIVIDUAL STATISTICS																									
Denver Broncos									Jacksonville Jaguars																
RUSHING		ATT	YDS	AVG	LG	TD			RUSHING		ATT	YDS	AVG	LG	TD										
K. Bibbs		5	49	9.8	24	0			T. Yeldon		14	55	3.9	8	0										
D. Booker		18	35	1.9	6	1			D. Robinson		17	53	3.1	5	0										
P. Lynch		2	11	5.5	10	0			B. Bortles		2	29	14.5	22	1										
J. Thompson		2	5	2.5	3	0			M. Lee		2	10	5.0	9	0										
E. Sanders		1	4	4.0	4	0			S. Wynn		2	5	2.5	7	0										
									C. Grant		1	2	2.0	2	0										
TOTAL		28	104	3.7	24	1			TOTAL		38	154	4.1	22	1										
PASSING		ATT	CMP	YDS	TKD/ YD	TD	LG	IN	Rtg.	PASSING		ATT	CMP	YDS	TKD/ YD	TD	LG	IN	Rtg.						
P. Lynch		24	12	104	2/2	0	18	0	61.8	B. Bortles		42	19	181	1/2	0	21	2	37.9						
TOTAL		24	12	104	2/2	0	18	0	61.8	TOTAL		42	19	181	1/2	0	21	2	37.9						
PASS RECEIVING		NO		YDS	AVG	LG	TD			PASS RECEIVING		NO		YDS	AVG	LG	TD								
D. Thomas		6		61	10.2	18	0			N. Sterling		5		43	8.6	17	0								
E. Sanders		3		28	9.3	12	0			M. Lee		3		34	11.3	17	0								
C. Latimer		1		10	10.0	10	0			A. Robinson		3		31	10.3	21	0								
A. Derby		1		3	3.0	3	0			B. Walters		3		31	10.3	15	0								
D. Booker		1		2	2.0	2	0			T. Yeldon		3		27	9.0	10	0								
										D. Robinson		1		11	11.0	11	0								
										B. Koyack		1		4	4.0	4	0								
TOTAL		12		104	8.7	18	0			TOTAL		19		181	9.5	21	0								
INTERCEPTIONS		NO		YDS	AVG	LG	TD			INTERCEPTIONS		NO		YDS	AVG	LG	TD								
B. Roby		1		51	51.0	51	1																		
C. Harris Jr.		1		36	36.0	36	0																		
TOTAL		2		87	43.5	51	1			TOTAL		0		0	0.0	—	0								
PUNTING		NO	YDS	AVG	NET	TB	IN20	LG	PUNTING		NO	YDS	AVG	NET	TB	IN20	LG								
R. Dixon		11	506	46.0	40.8	2	3	58	B. Nortman		8	369	46.1	41.1	0	4	65								
TOTAL		11	506	46.0	40.8	2	3	58	TOTAL		8	369	46.1	41.1	0	4	65								
PUNT RETURNS		NO		YDS	AVG	FC	LG	TD	PUNT RETURNS		NO		YDS	AVG	FC	LG	TD								
K. Raymond		4		40	10.0	3	22	0	B. Walters		4		17	4.3	3	8	0								
[DOWNED]		1		0	0.0	0	0	0	[DOWNED]		2		0	0.0	0	0	0								
									[TOUCHBACK]		2		0	0.0	0	0	0								
RETURNS		4		40	10.0	3	22	0	TOTAL		4		17	4.3	3	8	0								
KICKOFF RETURNS		NO		YDS	AVG	FC	LG	TD	KICKOFF RETURNS		NO		YDS	AVG	FC	LG	TD								
[TOUCHBACK]		3		0	0.0	0	—	0	C. Smith		1		0	0.0	0	0	0								
									[OUT OF BOUNDS]		1		0	0.0	0	—	0								
									[TOUCHBACK]		3		0	0.0	0	—	0								
RETURNS		0		0	0.0	0	—	0	RETURNS		1		0	0.0	0	—	0								
FINAL TEAM STATISTICS																									
BRONCOS									JAGUARS																
TOTAL FIRST DOWNS					10				19					FGs - PATs Had Blocked				0-0				0-0			
By Rushing					4				7					Net Punting Average				40.8				41.1			
By Passing					5				10					TOTAL RETURN YARDAGE (Not Including Kickoffs)				127				17			
By Penalty					1				2					No. and Yards Punt Returns				4-40				4-17			
THIRD DOWN EFFICIENCY					1-13-8%				6-18-33%					No. and Yards Kickoff Returns				0-0				1-0			
FOURTH DOWN EFFICIENCY					0-0-0%				1-2-50%					No. and Yards Interception Returns				2-87				0-0			
TOTAL NET YARDS					206				333					PENALTIES Number and Yards				4-32				6-65			
Total Offensive Plays (inc. times thrown passing)					54				81					FUMBLES Number and Lost				0-0				1-1			
Average gain per offensive play					3.8				4.1					TOUCHDOWNS				2				1			
NET YARDS RUSHING					104				154					Rushing				1				1			
Total Rushing Plays					28				38					Passing				0				0			
Average gain per rushing play					3.7				4.1					Interceptions				1				0			
Tackles for a loss-number and yards					3-4				1-2					EXTRA POINTS Made-Attempts				2-2				1-1			
NET YARDS PASSING					102				179					Kicking Made-Attempts				2-2				1-1			
Times thrown - yards lost attempting to pass					2-2				1-2					FIELD GOALS Made-Attempts				2-2				1-1			
Gross yards passing					104				181					RED ZONE EFFICIENCY				1-2-50%				0-0-0%			
PASS ATTEMPTS-COMPLETIONS-HAD INTERCEPTED					24-12-0				42-19-2					GOAL TO GO EFFICIENCY				1-1-100%				0-0-0%			
Avg gain per pass play (inc.# thrown passing)					3.9				4.2					SAFETIES				0				0			
KICKOFFS Number-In End Zone-Touchbacks					5-3-3				3-3-3					FINAL SCORE				20				10			
PUNTS Number and Average					11-46.0				8-46.1					TIME OF POSSESSION				25:26				34:34			
Had Blocked					0																				
BRONCOS DEFENSIVE STATISTICS																									
(Press Box Totals)																									
PLAYER	UT	A	TT	S-YDS	I-YDS	PD	FF	FR	PLAYER	UT	A	TT	S-YDS	I-YDS	PD	FF	FR								
D. Wolfe	6	0	6	0-0	0-0	0	0	0	S. Barrett	3	0	3	0-0	0-0	0	0	0								
T. Ward	6	0	6	0-0	0-0	0	0	0	D. Ware	2	1	0	0-0	0-0	0	0	0								
T. Davis	5	0	5	0-0	0-0	0	0	0	J. Simmons	2	0	2	0-0	0-0	0	0	0								
V. Miller	4	0	4	1-2	0-0	0	1	0	S. Williams	2	0	2	0-0	0-0	0	0	0								
S. Ray	4	0	4	0-0	0-0	0	0	1	A. Gotsis	1	1	2	0-0	0-0	0	0	0								
J. Crick	4	0	4	0-0	0-0	1	0	0	B. Marshall	1	1	2	0-0	0-0	0	0	0								
C. Nelson	3	1	4	0-0	0-0	2	0	0	D. Stewart	1	0	1	0-0	0-0	1	0	0								
C. Harris Jr.	3	0	3	0-0	1-36	2	0	0	B. Winn	1	0	1	0-0	0-0	0	0	0								
B. Roby	3	0	3	0-0	1-51	2	0	0	TEAM TOTALS	54	4	57	1-2	2-87	9	0	1								
A. Talib	3	0	3	0-0	0-0	1	0	0																	





# Tennessee 13, Denver 10

Sunday, Dec. 11, 2016 • 12:02 p.m. CST • Nissan Stadium • Nashville, Tenn.

WEATHER: Sunny, 50°, Wind S 5 mph • TIME: 3:02 • ATTENDANCE: 68,780

Despite tallying 10 unanswered points in the fourth quarter, the Denver Broncos' comeback attempt fell shy against the Tennessee Titans in a 13-10 road loss.

Quarterback Trevor Siemian led the Broncos' offense by competing 35-of-51 passes (68.6%) for 334 yards with one touchdown (93.1 rtg), while wide receivers Demaryius Thomas (10-126) and Emmanuel Sanders (11-110, TD) each topped the 100-yard mark.

Defensively, Denver held the Titans' offense to 88 passing yards on only six completions, tying for the third fewest completions yielded in a game in team history.

For the 10th time in 2016, the Broncos opponent got on the scoreboard first. Tennessee took its first offensive possession 70 yards in 11 plays, as running back DeMarco Murray found the end zone from one yard out, giving the home team an early 7-0 advantage.

On the second play of Denver's ensuing offensive possession, running back Justin Forsett fumbled the ball. Tennessee cornerback Justin McCourty recovered Forsett's fumble—his first lost fumble in 950 consecutive touches—at the Broncos' 40-yard line.

The home team converted the turnover into three points as kicker Ryan Succop nailed a 53-yard field goal to put the Titans ahead 10-0 with 5:53 remaining in the first quarter.

With 1:32 remaining before halftime, Tennessee added another three points, this time a 41-yard field goal to take a 13-0 lead. The Titans' drive spanned 19 plays and 74 yards, eclipsing 8:04 in the second quarter.

After an uneventful third quarter in which both teams were held off the scoreboard, the Broncos finally broke through in the fourth.

After coming up short on fourth-and-goal looking for a touchdown, the Broncos' defense forced a three-and-out to give Denver good field position to finally get on the scoreboard.

With 10:04 remaining in the game, Siemian connected with Sanders from three yards out to pull Denver within 13-7.

The Broncos' defense forced the Titans into another three-and-out deep in their own territory, which gave Denver possession at its own 45-yard line with 8:55 left.

Siemian engineered an 11-play, 39-yard drive, which included a crucial 13-yard connection with Demaryius Thomas on 3rd-and-12, to extend the drive. Kicker Brandon McManus hit a 34-yard field goal to cut Tennessee's lead to three, 13-10.

Once again, Denver's defense held stout, holding the Titans' offense to give the Broncos the ball on its own 2-yard line with a chance to tie or take the lead with 2:26 left in the game.

With the visitors driving, Siemian connected with tight end A.J. Derby, who fumbled the ball near midfield. Titans safety Daimion Stafford recovered the fumble, sealing the Tennessee victory.

## OFFICIALS:

**Referee** — John Parry (132); **Umpire** — Mark Pellis (131); **Head Linesman** — John McGrath (5); **Line Judge** — Jeff Seeman (45); **Side Judge** — James Coleman (95); **Field Judge** — Jabir Walker (26); **Back Judge** — Perry Paganelli (46); **Replay** — Bob McGrath

## DENVER BRONCOS

### OFFENSE

**WR** 88 D. Thomas  
**LT** 73 R. Okung  
**LG** 76 M. Garcia  
**C** 61 M. Paradis  
**RG** 79 M. Schofield  
**RT** 71 D. Stephenson  
**TE** 85 V. Green  
**WR** 10 E. Sanders  
**QB** 13 T. Siemian  
**RB** 23 D. Booker  
**TE** 83 A. Derby

### DEFENSE

**DE** 95 D. Wolfe  
**NT** 92 S. Williams  
**DE** 93 J. Crick  
**SLB** 58 V. Miller  
**WLB** 94 D. Ware  
**ILB** 52 C. Nelson  
**ILB** 51 T. Davis  
**LCB** 21 A. Talib  
**RCB** 25 C. Harris Jr.  
**SS** 43 T. Ward  
**FS** 26 D. Stewart

**BRONCOS SUBSTITUTIONS:** K 8 B.McManus, P 9 R.Dixon, WR 14 C.Latimer, WR 16 B.Fowler, WR 19 K.Raymond, RB 20 J.Forsett, CB 29 B.Roby, S 31 J.Simmons, S 34 W.Parks, CB 36 K.Webster, RB 40 J.Thompson, LS 45 T.Gafford, OLB 48 S.Barrett, LB 49 Q.Gause, ILB 50 Z.Anderson, C 53 J.Ferentz, OLB 56 S.Ray, OLB 57 D.Watson, OL 74 T.Sambrailo, TE 82 J.Heuerman, WR 87 J.Taylor, DE 97 B.Winn, DE 99 A.Gotsis. **DID NOT PLAY:** QB 12 P.Lynch. **INACTIVE:** QB 4 A.Davis, WR 11 J.Norwood, CB 37 L.Doss, LS 42 C.Kreiter, ILB 54 B.Marshall, G 60 C.McGovern, G 70 B.Turner.

## TENNESSEE TITANS

### OFFENSE

**WR** 18 R. Matthews  
**TE** 82 D. Walker  
**LT** 77 T. Lewan  
**LG** 67 Q. Spain  
**C** 60 B. Jones  
**RG** 64 J. Kline  
**RT** 78 J. Conklin  
**WR** 19 T. Sharpe  
**QB** 8 M. Mariota  
**FB** 45 J. Fowler  
**RB** 29 D. Murray

### DEFENSE

**DE** 90 D. Jones  
**NT** 96 A. Woods  
**DT** 97 K. Klug  
**OLB** 91 D. Morgan  
**ILB** 59 W. Woodyard  
**ILB** 54 A. Williamson  
**OLB** 98 B. Orakpo  
**CB** 23 B. McMccain  
**SS** 21 D. Searcy  
**FS** 31 K. Byard  
**CB** 30 J. McCourty

**TITANS SUBSTITUTIONS:** K 4 R.Succop, P 6 B.Kern, WR 10 T.McBride, RB 22 D.Henry, S 24 D.Stafford, S 25 R.Johnson, RB 26 A.Andrews, CB 36 L.Sims, DB 37 K.Reed, CB 47 A.Blake, LS 48 B.Brinkley, LB 50 N.Palmer, OLB 51 D.Bass, OLB 52 A.Wallace, LB 55 S.Spence, C/G 62 B.Schwenke, G/T 71 D.Kelly, TE 80 A.Fasano, WR 83 H.Douglas, WR 87 M.Mariani, TE 89 P.Superlaw, DL 94 Au.Johnson, DE 95 A.Blackson. **DID NOT PLAY:** QB 16 M.Cassel. **INACTIVE:** WR 13 K.Wright, RB 32 D.Fluellen, DB 35 C.Riley, DE 57 J.Staples, G 79 S.Tretola, TE 88 J.Amaro, DT 99 J.Casey.

		1	2	3	4	OT	TOTAL	FIELD GOALS (made ( ) & missed)
<b>VISITOR</b>	Denver Broncos	0	0	0	10	—	10	B. McManus (34)
<b>HOME</b>	Tennessee Titans	10	3	0	0	—	13	R. Succop (53) (41)

Team	Qtr	Clock Time	PLAY DESCRIPTION (Extra Point) (Drive Info)	SCORE Visitor Home
TITANS	1	7:29	D. Murray 1 yd. run (R. Succop kick) (11-70, 6:06)	0 7
TITANS	1	5:48	R. Succop 53 yd. Field Goal (4-5, 1:00)	0 10
TITANS	2	1:27	R. Succop 41 yd. Field Goal (19-74, 8:04)	0 13
BRONCOS	4	9:58	E. Sanders 3 yd. pass from T. Siemian (B. McManus kick) (5-26, 2:36)	7 13
BRONCOS	4	4:28	B. McManus 34 yd. Field Goal (11-39, 4:27)	10 13



FINAL INDIVIDUAL STATISTICS																					
Denver Broncos									Tennessee Titans												
RUSHING	ATT		YDS	AVG	LG	TD			RUSHING	ATT		YDS	AVG	LG	TD						
J. Forsett	6		17	2.8	9	0			D. Murray	21		92	4.4	11	1						
D. Booker	3		1	0.3	1	0			D. Henry	12		42	3.5	6	0						
									M. Mariota	8		38	4.8	13	0						
									D. Walker	1		8	8.0	8	0						
TOTAL	9		18	2.0	9	0			TOTAL	42		180	4.3	13	1						
PASSING	ATT	CMP	YDS	TKD/YD	TD	LG	IN	Rtg.	PASSING	ATT	CMP	YDS	TKD/YD	TD	LG	IN	Rtg.				
T. Siemian	51	35	334	3/20	1	34	0	93.1	M. Mariota	20	6	88	2/15	0	26	0	45.4				
R. Dixon	1	1	16	0/0	0	16	0	118.8	D. Murray	1	0	0	0/0	0	—	0	39/6				
TOTAL	52	36	350	3/20	1	34	0	94.2	TOTAL	21	6	88	2/15	0	26	0	44.5				
PASS RECEIVING			NO	YDS	AVG	LG	TD			PASS RECEIVING			NO	YDS	AVG	LG	TD				
E. Sanders			11	100	9.1	17	1			D. Walker			2	30	15.0	23	0				
D. Thomas			10	126	12.6	34	0			R. Matthews			1	26	26.0	26	0				
A. Derby			5	57	11.4	17	0			A. Fasano			1	17	17.0	17	0				
J. Taylor			3	18	6.0	15	0			H. Douglas			1	10	10.0	10	0				
J. Forsett			3	18	6.0	11	0			D. Henry			1	5	5.0	5	0				
D. Booker			2	10	5.0	6	0														
C. Latimer			1	16	16.0	16	0														
B. Fowler			1	5	5.0	5	0														
TOTAL			36	350	9.7	34	1			TOTAL			6	88	14.7	26	0				
INTERCEPTIONS			NO	YDS	AVG	LG	TD			INTERCEPTIONS			NO	YDS	AVG	LG	TD				
TOTAL			0	0	0.0	—	0			TOTAL			0	0	0.0	—	0				
PUNTING	NO	YDS	AVG	NET	TB	IN20	LG			PUNTING	NO	YDS	AVG	NET	TB	IN20	LG				
R. Dixon	5	207	41.4	38.0	0	2	53			B. Kern	7	308	44.0	38.1	1	3	61				
TOTAL	5	207	41.4	38.0	0	2	53			TOTAL	7	308	44.0	38.1	1	3	61				
PUNT RETURNS			NO	YDS	AVG	FC	LG	TD			PUNT RETURNS			NO	YDS	AVG	FC	LG	TD		
K. Raymond			2	21	10.5	2	21	0			M. Mariani			1	17	17.0	3	17	0		
J. Taylor			0	0	0.0	1	—	0			[DOWNED]			1	0	0.0	0	—	0		
[DOWNED]			1	0	0.0	0	—	0													
[TOUCHBACK]			1	0	0.0	0	—	0													
RETURNS			2	21	10.5	3	21	0			TOTAL			1	17	17.0	3	17	0		
KICKOFF RETURNS			NO	YDS	AVG	FC	LG	TD			KICKOFF RETURNS			NO	YDS	AVG	FC	LG	TD		
[TOUCHBACK]			4	0	0.0	0	0	0			M. Mariani			2	37	18.5	0	20	0		
											[TOUCHBACK]			1	0	0.0	0	0	0		
RETURNS			0	0	0.0	0	—	0			RETURNS			2	37	18.5	0	20	0		
Denver Broncos	Own			Opp.			Out			Tennessee Titans	Own			Opp.			Out				
FUMBLES	Fum	Lost	Rec.	Yds	TD	FF	Rec.	Yds	TD	Bnds	FUMBLES	Fum	Lost	Rec.	Yds	TD	FF	Rec.	Yds	TD	Bnds
A. Derby	1	1	0	0	0	0	0	0	0	0	M. Mariota	1	0	1	0	0	0	0	0	0	0
J. Forsett	1	1	0	0	0	0	0	0	0	0	R. Johnson	0	0	0	0	0	1	0	0	0	0
											A. Williamson	0	0	0	0	0	1	0	0	0	0
											J. McCourty	0	0	0	0	0	0	1	0	0	0
											D. Stafford	0	0	0	0	0	0	1	0	0	0
TOTAL	2	2	0	0	0	0	0	0	0	0	TOTAL	1	0	1	0	0	2	2	0	0	0

FINAL TEAM STATISTICS																					
BRONCOS									TITANS												
TOTAL FIRST DOWNS					19				16				FGs - PATs Had Blocked					0-0			
By Rushing					0				11				Net Punting Average					38.0			
By Passing					19				4				TOTAL RETURN YARDAGE (Not Including Kickoffs)					21			
By Penalty					0				1				No. and Yards Punt Returns					2-21			
THIRD DOWN EFFICIENCY					3-11-27%				6-16-38%				No. and Yards Kickoff Returns					0-0			
FOURTH DOWN EFFICIENCY					1-2-50% 0				-0-0%				No. and Yards Interception Returns					0-0			
TOTAL NET YARDS					348				253				PENALTIES Number and Yards					9-87			
Total Offensive Plays (inc. times thrown passing)					64				65				FUMBLES Number and Lost					2-2			
Average gain per offensive play					5.4				3.9				TOUCHDOWNS					1			
NET YARDS RUSHING					18				180				Rushing					0			
Total Rushing Plays					9				42				Passing					1			
Average gain per rushing play					2.0				4.3				EXTRA POINTS Made-Attempts					1-1			
Tackles for a loss-number and yards					1-2				0-0				Kicking Made-Attempts					1-1			
NET YARDS PASSING					330				73				FIELD GOALS Made-Attempts					1-1			
Times thrown - yards lost attempting to pass					3-20				2-15				RED ZONE EFFICIENCY					1-3-33%			
Gross yards passing					350				88				GOAL TO GO EFFICIENCY					1-3-33%			
PASS ATTEMPTS-COMPLETIONS-HAD INTERCEPTED					52-36-0				21-6-0				SAFETIES					0			
Avg gain per pass play (inc.# thrown passing)					6.0				3.2				FINAL SCORE					10			
KICKOFFS Number-In End Zone-Touchbacks					3-2-1				4-4-4				TIME OF POSSESSION					27:33			
PUNTS Number and Average					5-41.4				7-44.0												
Had Blocked					0				0												

BRONCOS DEFENSIVE STATISTICS																	
(Press Box Totals)																	
PLAYER	UT	A	TT	S-YDS	I-YDS	PD	FF	FR	PLAYER	UT	A	TT	S-YDS	I-YDS	PD	FF	FR
V. Miller	6	1	7	0-0	0-0	0	0	0	J. Simmons	2	0	2	0-0	0-0	0	0	0
C. Nelson	5	1	6	0-0	0-0	0	0	0	C. Harris Jr.	2	0	2	0-0	0-0	0	0	0
T. Ward	4	2	6	0-0	0-0	1	0	0	S. Williams	2	0	2	0-0	0-0	0	0	0
T. Davis	4	2	6	0-0	0-0	0	0	0	A. Talib	1	1	2	0-0	0-0	0	0	0
D. Stewart	4	1	5	0-0	0-0	1	0	0	J. Crick	0	1	1	0-0	0-0	1	0	0
Z. Anderson	3	2	5	0-0	0-0	0	0	0	A. Gotsis	0	1	1	0-0	0-0	0	0	0
D. Wolfe	2	1	3	0-0	0-0	0	0	0	S. Barrett	0	1	1	0-0	0-0	0	0	0
S. Ray	2	0	2	1-10	0-0	0	0	0	TEAM TOTALS	39	14	53	2-15	0-0	3	0	0
D. Ware	2	0	2	1-5	0-0	0	0	0									



# Week 14

## National Football League Game Summary

NFL Copyright © 2016 by The National Football League. All rights reserved. This summary and play-by-play is for the express purpose of assisting media in their coverage of the game; any other use of this material is prohibited without the written permission of the National Football League. Updated: 12/13/2016

Date: Sunday, 12/11/2016      **Denver Broncos at Tennessee Titans**      Start Time: 12:02 PM Central  
at Nissan Stadium, Nashville, Tennessee

### Game Day Weather

Game Weather: Sunny      Temp: 50° F (10.0° C) Humidity: 37%, Wind: South 5 mph  
Played Outdoors on Turf: Grass      Outdoor Weather: Sunny, Wind Chill: 48

### Officials

Referee: Parry, John (132)	Umpire: Pellis, Mark (131)	Head Linesman: McGrath, John (5)
Line Judge: Seeman, Jeff (45)	Side Judge: Coleman, James (95)	Field Judge: Walker, Jabir (26)
Back Judge: Paganelli, Perry (46)	Replay Official: McGrath, Bob ()	

### Lineups

Denver Broncos				Tennessee Titans			
Offense		Defense		Offense		Defense	
WR 88	D.Thomas	DE 95	D.Wolfe	WR 18	R.Matthews	DE 90	D.Jones
TE 83	A.Derby	NT 92	S.Williams	TE 82	D.Walker	NT 96	A.Woods
LT 73	R.Okung	DE 93	J.Crick	LT 77	T.Lewan	DT 97	K.Klug
LG 76	M.Garcia	SLB 58	V.Miller	LG 67	Q.Spain	OLB 91	D.Morgan
C 61	M.Paradis	WLB 94	D.Ware	C 60	B.Jones	ILB 59	W.Woodyard
RG 79	M.Schofield	ILB 52	C.Nelson	RG 64	J.Kline	ILB 54	A.Williamson
RT 71	D.Stephenson	ILB 51	T.Davis	RT 78	J.Conklin	OLB 98	B.Orakpo
TE 85	V.Green	LCB 21	A.Talib	WR 19	T.Sharpe	CB 23	B.McCain
WR 10	E.Sanders	RCB 25	C.Harris Jr.	QB 8	M.Mariota	SS 21	D.Searcy
QB 13	T.Siemian	SS 43	T.Ward	FB 45	J.Fowler	FS 31	K.Byard
RB 23	D.Booker	FS 26	D.Stewart	RB 29	D.Murray	CB 30	J.McCourty

### Substitutions

K 8 B.McManus, P 9 R.Dixon, WR 14 C.Latimer, WR 16 B.Fowler, WR 19 K.Raymond, RB 20 J.Forsett, CB 29 B.Roby, S 31 J.Simmons, S 34 W.Parks, CB 36 K.Webster, RB 40 J.Thompson, LS 45 T.Gafford, OLB 48 S.Barrett, LB 49 Q.Gause, ILB 50 Z.Anderson, C 53 J.Ferentz, OLB 56 S.Ray, OLB 57 D.Watson, OL 74 T.Sambrailo, TE 82 J.Heuerman, WR 87 J.Taylor, DE 97 B.Winn, DE 99 A.Gotsis

### Substitutions

K 4 R.Succop, P 6 B.Kern, WR 10 T.McBride, RB 22 D.Henry, S 24 D.Stafford, S 25 R.Johnson, RB 26 A.Andrews, CB 36 L.Sims, DB 37 K.Reed, CB 47 A.Blake, LS 48 B.Brinkley, LB 50 N.Palmer, OLB 51 D.Bass, OLB 52 A.Wallace, LB 55 S.Spence, C/G 62 B.Schwenke, G/T 71 D.Kelly, TE 80 A.Fasano, WR 83 H.Douglas, WR 87 M.Mariani, TE 89 P.Supernaw, DL 94 Au.Johnson, DE 95 A.Blackson

### Did Not Play

QB 12 P.Lynch

### Did Not Play

QB 16 M.Cassel

### Not Active

QB 4 A.Davis, WR 11 J.Norwood, CB 37 L.Doss, LS 42 C.Kreiter, ILB 54 B.Marshall, G 60 C.McGovern, G 70 B.Turner

### Not Active

WR 13 K.Wright, RB 32 D.Fluellen, DB 35 C.Riley, DE 57 J.Staples, G 79 S.Tretola, TE 88 J.Amaro, DT 99 J.Casey

### Field Goals (made ( ) & missed)

B.McManus (34)		R.Succop (53) (41)						
		1	2	3	4	OT	Total	
VISITOR:	Denver Broncos	0	0	0	10	0	10	
HOME:	Tennessee Titans	10	3	0	0	0	13	

### Scoring Plays

Team	Qtr	Time	Play Description (Extra Point) (Drive Info)	Visitor	Home
Titans	1	7:29	D.Murray 1 yd. run (R.Succop kick) (11-70, 6:06)	0	7
Titans	1	5:48	R.Succop 53 yd. Field Goal (4-5, 1:00)	0	10
Titans	2	1:27	R.Succop 41 yd. Field Goal (19-74, 8:04)	0	13
Broncos	4	9:58	E.Sanders 3 yd. pass from T.Siemian (B.McManus kick) (5-26, 2:36)	7	13
Broncos	4	4:28	B.McManus 34 yd. Field Goal (11-39, 4:27)	10	13
Paid Attendance: 68,780					Time: 3:02



# Final Individual Statistics

Denver Broncos									Tennessee Titans										
RUSHING		ATT		YDS	AVG	LG	TD		RUSHING		ATT		YDS	AVG	LG	TD			
J.Forsett		6		17	2.8	9	0		D.Murray		21		92	4.4	11	1			
D.Booker		3		1	0.3	1	0		D.Henry		12		42	3.5	6	0			
									M.Mariota		8		38	4.8	13	0			
									D.Walker		1		8	8.0	8	0			
Total		9		18	2.0	9	0		Total		42		180	4.3	13	1			
PASSING		ATT	CMP	YDS	SK/YD	TD	LG	IN	RT	PASSING		ATT	CMP	YDS	SK/YD	TD	LG	IN	RT
T.Siemian		51	35	334	3/20	1	34	0	93.1	M.Mariota		20	6	88	2/15	0	26	0	45.4
R.Dixon		1	1	16	0/0	0	16	0	118.8	D.Murray		1	0	0	0/0	0	0	0	39.6
Total		52	36	350	3/20	1	34	0	94.2	Total		21	6	88	2/15	0	26	0	44.5
PASS RECEIVING		TAR		REC	YDS	AVG	LG	TD		PASS RECEIVING		TAR		REC	YDS	AVG	LG	TD	
E.Sanders		14		11	100	9.1	17	1		D.Walker		7		2	30	15.0	23	0	
D.Thomas		16		10	126	12.6	34	0		R.Matthews		3		1	26	26.0	26	0	
A.Derby		5		5	57	11.4	17	0		A.Fasano		2		1	17	17.0	17	0	
J.Taylor		4		3	18	6.0	15	0		H.Douglas		2		1	10	10.0	10	0	
J.Forsett		3		3	18	6.0	11	0		D.Henry		1		1	5	5.0	5	0	
D.Booker		2		2	10	5.0	6	0		D.Murray		2		0	0	0.0	0	0	
C.Latimer		2		1	16	16.0	16	0		M.Mariota		1		0	0	0.0	0	0	
B.Fowler		4		1	5	5.0	5	0		J.Fowler		1		0	0	0.0	0	0	
V.Green		2		0	0	0.0	0	0		T.Sharpe		1		0	0	0.0	0	0	
Total		52		36	350	9.7	34	1		Total		20		6	88	14.7	26	0	
INTERCEPTIONS		NO		YDS	AVG	LG	TD		INTERCEPTIONS		NO		YDS	AVG	LG	TD			
Total		0		0	0	0	0		Total		0		0	0	0	0			
PUNTING		NO	YDS	AVG	NET	TB	IN20	LG	PUNTING		NO	YDS	AVG	NET	TB	IN20	LG		
R.Dixon		5	207	41.4	38.0	0	2	53	B.Kern		7	308	44.0	38.1	1	3	61		
Total		5	207	41.4	38.0	0	2	53	Total		7	308	44.0	38.1	1	3	61		
PUNT RETURNS		NO	YDS	AVG	FC	LG	TD		PUNT RETURNS		NO	YDS	AVG	FC	LG	TD			
K.Raymond		2	21	10.5	2	21	0		M.Mariani		1	17	17.0	3	17	0			
J.Taylor		0	0	0.0	1	0	0		[DOWNED]		1	0	0.0	0	0	0			
[DOWNED]		1	0	0.0	0	0	0												
[TOUCHBACK]		1	0	0.0	0	0	0												
Total		2	21	10.5	3	21	0		Total		1	17	17.0	3	17	0			
KICKOFF RETURNS		NO	YDS	AVG	FC	LG	TD		KICKOFF RETURNS		NO	YDS	AVG	FC	LG	TD			
[TOUCHBACK]		4	0	0.0	0	0	0		M.Mariani		2	37	18.5	0	20	0			
									[TOUCHBACK]		1	0	0.0	0	0	0			
Total		0	0	0.0	0	0	0		Total		2	37	18.5	0	20	0			

## Denver Broncos

FUMBLES	FUM	LOST	OWN-REC	YDS	TD	FORCED	OPP-REC	YDS	TD	OUT-BDS
A.Derby	1	1	0	0	0	0	0	0	0	0
J.Forsett	1	1	0	0	0	0	0	0	0	0
Total	2	2	0	0	0	0	0	0	0	0

## Tennessee Titans

FUMBLES	FUM	LOST	OWN-REC	YDS	TD	FORCED	OPP-REC	YDS	TD	OUT-BDS
M.Mariota	1	0	1	0	0	0	0	0	0	0
R.Johnson	0	0	0	0	0	1	0	0	0	0
A.Williamson	0	0	0	0	0	1	0	0	0	0
J.McCourty	0	0	0	0	0	0	1	0	0	0
D.Stafford	0	0	0	0	0	0	1	0	0	0
Total	1	0	1	0	0	2	2	0	0	0



## Final Team Statistics

	Visitor Broncos	Home Titans
<b>TOTAL FIRST DOWNS</b>	19	16
By Rushing	0	11
By Passing	19	4
By Penalty	0	1
<b>THIRD DOWN EFFICIENCY</b>	3-11-27%	6-16-38%
<b>FOURTH DOWN EFFICIENCY</b>	1-2-50%	0-0-0%
<b>TOTAL NET YARDS</b>	348	253
Total Offensive Plays (inc. times thrown passing)	64	65
Average gain per offensive play	5.4	3.9
<b>NET YARDS RUSHING</b>	18	180
Total Rushing Plays	9	42
Average gain per rushing play	2.0	4.3
Tackles for a loss-number and yards	1-2	0-0
<b>NET YARDS PASSING</b>	330	73
Times thrown - yards lost attempting to pass	3-20	2-15
Gross yards passing	350	88
<b>PASS ATTEMPTS-COMPLETIONS-HAD INTERCEPTED</b>	52-36-0	21-6-0
Avg gain per pass play (inc.# thrown passing)	6.0	3.2
<b>KICKOFFS Number-In End Zone-Touchbacks</b>	3-2-1	4-4-4
<b>PUNTS Number and Average</b>	5-41.4	7-44.0
Had Blocked	0	0
<b>FGs - PATs Had Blocked</b>	0-0	0-0
<b>Net Punting Average</b>	38.0	38.1
<b>TOTAL RETURN YARDAGE (Not Including Kickoffs)</b>	21	17
No. and Yards Punt Returns	2-21	1-17
No. and Yards Kickoff Returns	0-0	2-37
No. and Yards Interception Returns	0-0	0-0
<b>PENALTIES Number and Yards</b>	9-87	5-55
<b>FUMBLES Number and Lost</b>	2-2	1-0
<b>TOUCHDOWNS</b>	1	1
Rushing	0	1
Passing	1	0
<b>EXTRA POINTS Made-Attempts</b>	1-1	1-1
Kicking Made-Attempts	1-1	1-1
<b>FIELD GOALS Made-Attempts</b>	1-1	2-2
<b>RED ZONE EFFICIENCY</b>	1-3-33%	1-2-50%
<b>GOAL TO GO EFFICIENCY</b>	1-3-33%	1-2-50%
<b>SAFETIES</b>	0	0
<b>FINAL SCORE</b>	10	13
<b>TIME OF POSSESSION</b>	27:33	32:27



# Ball Possession And Drive Chart

## Denver Broncos

#	Time Recd	Time Lost	Time Poss	How Ball Obtained	Drive Began	# Play	Yds Gain	Yds Pen	Net Yds	1st Down	Last Scrm	How Given Up
1	15:00	13:35	1:25	Kickoff	DEN 25	3	3	0	3	0	DEN 28	Punt
2	7:29	6:48	0:41	Kickoff	DEN 25	2	13	0	13	0	DEN 29	Fumble
3	5:48	4:21	1:27	Kickoff	DEN 25	3	6	0	6	0	DEN 31	Punt
4	2:52	0:53	1:59	Punt	DEN 6	4	21	0	21	1	DEN 27	Punt
5	12:13	9:31	2:42	Punt	DEN 8	6	36	0	36	2	DEN 44	Punt
6	1:27	0:00	1:27	Kickoff	DEN 25	6	40	-10	30	2	DEN 47	End of Half
7	10:41	8:02	2:39	Punt	DEN 20	6	37	-5	32	2	TEN 48	Punt
8	6:24	14:47	6:37	Punt	DEN 27	13	79	-10	69	3	* TEN 4	Downs
9	12:34	9:58	2:36	Punt	TEN 26	5	36	-10	26	3	* TEN 3	Touchdown
10	8:55	4:28	4:27	Punt	DEN 45	11	39	0	39	4	* TEN 16	Field Goal
11	2:26	0:53	1:33	Punt	DEN 2	6	38	0	38	2	DEN 29	Fumble

(282) Average DEN 26

## Tennessee Titans

#	Time Recd	Time Lost	Time Poss	How Ball Obtained	Drive Began	# Play	Yds Gain	Yds Pen	Net Yds	1st Down	Last Scrm	How Given Up
1	13:35	7:29	6:06	Punt	TEN 30	11	70	0	70	5	* DEN 1	Touchdown
2	6:48	5:48	1:00	Fumble	DEN 40	4	5	0	5	0	DEN 35	Field Goal
3	4:21	2:52	1:29	Punt	TEN 44	3	7	0	7	0	DEN 49	Punt
4	0:53	12:13	3:40	Punt	TEN 37	6	24	-10	14	2	DEN 49	Punt
5	9:31	1:27	8:04	Punt	TEN 3	19	84	-10	74	6	* DEN 23	Field Goal
6	15:00	10:41	4:19	Kickoff	TEN 25	7	29	0	29	2	DEN 46	Punt
7	8:02	6:24	1:38	Punt	TEN 14	3	8	0	8	0	TEN 22	Punt
8	14:47	12:34	2:13	Downs	TEN 4	3	-3	0	-3	0	TEN 1	Punt
9	9:58	8:55	1:03	Kickoff	TEN 18	3	1	0	1	0	TEN 19	Punt
10	4:28	2:26	2:02	Kickoff	TEN 20	5	31	0	31	1	DEN 49	Punt
11	0:53	0:00	0:53	Fumble	DEN 40	3	-3	0	-3	0	DEN 42	End of Game

(315) Average TEN 29

\* inside opponent's 20

## Time of Possession by Quarter

		1st	2nd	3rd	4th	OT	Total
Visitor	Denver Broncos	5:32	4:09	9:03	8:49		27:33
Home	Tennessee Titans	9:28	10:51	5:57	6:11		32:27

## Kickoff Drive No.-Start Average

Broncos: 4 - DEN 25

Titans: 3 - TEN 21



# Final Defensive Statistics

Denver Broncos	Regular Defensive Plays												Special Teams					Misc			
	TKL	AST	COMB	SK	/ YDS	TFL	Q	IN	PD	FF	FR		TKL	AST	FF	FR	BL	TKL	AST	FF	FR
V.Miller	6	1	7	0	0	0	0	0	0	0	0		0	0	0	0	0	0	0	0	0
C.Nelson	5	1	6	0	0	0	0	0	0	0	0		0	0	0	0	0	0	0	0	0
T.Ward	4	2	6	0	0	0	0	0	1	0	0		0	0	0	0	0	0	0	0	0
T.Davis	4	2	6	0	0	0	0	0	0	0	0		0	0	0	0	0	0	0	0	0
D.Stewart	4	1	5	0	0	0	0	0	1	0	0		0	0	0	0	0	0	0	0	0
Z.Anderson	3	2	5	0	0	0	0	0	0	0	0		0	0	0	0	0	0	0	0	0
D.Wolfe	2	1	3	0	0	0	0	0	0	0	0		0	0	0	0	0	0	0	0	0
S.Ray	2	0	2	1	10	1	1	0	0	0	0		0	0	0	0	0	0	0	0	0
D.Ware	2	0	2	1	5	1	1	0	0	0	0		0	0	0	0	0	0	0	0	0
J.Simmons	2	0	2	0	0	0	0	0	0	0	0		0	1	0	0	0	0	0	0	0
C.Harris Jr.	2	0	2	0	0	0	0	0	0	0	0		0	0	0	0	0	0	0	0	0
S.Williams	2	0	2	0	0	0	0	0	0	0	0		0	0	0	0	0	0	0	0	0
A.Talib	1	1	2	0	0	0	0	0	0	0	0		0	0	0	0	0	0	0	0	0
J.Crick	0	1	1	0	0	0	0	0	1	0	0		0	0	0	0	0	0	0	0	0
A.Gotsis	0	1	1	0	0	0	0	0	0	0	0		0	0	0	0	0	0	0	0	0
S.Barrett	0	1	1	0	0	0	0	0	0	0	0		0	0	0	0	0	0	0	0	0
T.Gafford	0	0	0	0	0	0	0	0	0	0	0		1	0	0	0	0	0	0	0	0
K.Webster	0	0	0	0	0	0	0	0	0	0	0		1	0	0	0	0	0	0	0	0
J.Thompson	0	0	0	0	0	0	0	0	0	0	0		0	1	0	0	0	0	0	0	0
M.Garcia	0	0	0	0	0	0	0	0	0	0	0		0	0	0	0	0	2	0	0	0
Total	39	14	53	2	15	2	2	0	3	0	0		2	2	0	0	0	2	0	0	0

TKL = Tackle AST = Assist COMB = Combined QH=QB Hit IN = Interception PD = Pass Defense FF = Forced Fumble FR = Fumble Recovery

Tennessee Titans	Regular Defensive Plays												Special Teams					Misc			
	TKL	AST	COMB	SK	/ YDS	TFL	QH	IN	PD	FF	FR		TKL	AST	FF	FR	BL	TKL	AST	FF	FR
J.McCourty	8	0	8	0	0	0	0	0	0	0	1		0	0	0	0	0	0	0	0	0
A.Blake	6	0	6	0	0	0	0	0	1	0	0		0	0	0	0	0	0	0	0	0
L.Sims	5	0	5	0	0	1	0	0	1	0	0		0	0	0	0	0	0	0	0	0
W.Woodyard	4	0	4	0	0	0	0	0	1	0	0		0	0	0	0	0	0	0	0	0
B.Orakpo	3	1	4	1	5	1	2	0	0	0	0		0	0	0	0	0	0	0	0	0
K.Byard	2	2	4	0	0	0	2	0	0	0	0		0	0	0	0	0	0	0	0	0
S.Spence	3	0	3	0	0	0	1	0	0	0	0		0	0	0	0	0	0	0	0	0
D.Stafford	2	1	3	0	0	0	1	0	0	0	1		0	0	0	0	0	0	0	0	0
A.Williamson	2	1	3	0	0	0	0	0	0	1	0		0	0	0	0	0	0	0	0	0
B.McCain	1	2	3	0	0	0	0	0	1	0	0		0	0	0	0	0	0	0	0	0
R.Johnson	2	0	2	0	0	0	0	0	0	1	0		0	0	0	0	0	0	0	0	0
D.Morgan	1	0	1	1	6	1	2	0	0	0	0		0	0	0	0	0	0	0	0	0
A.Wallace	1	0	1	1	9	1	1	0	0	0	0		1	0	0	0	0	0	0	0	0
K.Klug	1	0	1	0	0	0	0	0	0	0	0		0	0	0	0	0	0	0	0	0
A.Woods	1	0	1	0	0	0	0	0	0	0	0		0	0	0	0	0	0	0	0	0
D.Bass	1	0	1	0	0	0	0	0	0	0	0		0	0	0	0	0	0	0	0	0
D.Jones	0	1	1	0	0	0	0	0	0	0	0		0	0	0	0	0	0	0	0	0
A.Blackson	0	0	0	0	0	0	1	0	0	0	0		0	0	0	0	0	0	0	0	0
N.Palmer	0	0	0	0	0	0	0	0	0	0	0		1	0	0	0	0	0	0	0	0
M.Mariota	0	0	0	0	0	0	0	0	0	0	0		0	0	0	0	0	0	0	0	1
Total	43	8	51	3	20	4	10	0	4	2	2		2	0	0	0	0	0	0	0	1



First Half Summary

PERIOD SCORES

Broncos	0 0 = 0
Titans	10 3 = 13

TIME OF POSSESSION

Broncos	9:41
Titans	20:19

Scoring Plays

Team	Qtr	Time	Play Description (Extra Point) (Drive Info)	Visitor	Home
Titans	1	7:29	D.Murray 1 yd. run (R.Succop kick) (11-70, 6:06)	0	7
Titans	1	5:48	R.Succop 53 yd. Field Goal (4-5, 1:00)	0	10
Titans	2	1:27	R.Succop 41 yd. Field Goal (19-74, 8:04)	0	13

	Denver Broncos	Tennessee Titans
<b>TOTAL FIRST DOWNS</b>	5	13
First Downs Rushing-Passing-by Penalty	0 - 5 - 0	9 - 3 - 1
<b>THIRD DOWN EFFICIENCY</b>	0-4-0%	6-10-60%
<b>TOTAL NET YARDS</b>	119	190
Total Offensive Plays	24	41
<b>NET YARDS RUSHING</b>	12	138
<b>NET YARDS PASSING</b>	107	52
Gross Yards Passing	113	62
Times thrown-yards lost attempting to pass	1-6	1-10
<b>Pass Attempts-Completions-Had Intercepted</b>	18 - 13 - 0	14 - 5 - 0
<b>Punts-Number and Average</b>	4 - 43.3	2 - 38.5
<b>Penalties-Number and Yards</b>	4 - 37	4 - 40
<b>Fumbles-Number and Lost</b>	1 - 1	1 - 0
<b>Red Zone Efficiency</b>	0-0-0%	1-2-50%
<b>Average Drive Start</b>	DEN 19	TEN 35

Denver Broncos										Tennessee Titans									
RUSHING										RUSHING									
	ATT	YDS	AVG	LG	TD						ATT	YDS	AVG	LG	TD				
J.Forsett	2	11	5.5	9	0	D.Murray					11	54	4.9	11	1				
D.Booker	3	1	0.3	1	0	M.Mariota					5	41	8.2	13	0				
						D.Henry					9	35	3.9	6	0				
						D.Walker					1	8	8.0	8	0				
Total	5	12	2.4	9	0	Total					26	138	5.3	13	1				
PASSING										PASSING									
	ATT	CMP	YDS	SK/YD	TD	LG	IN	RT			ATT	CMP	YDS	SK/YD	TD	LG	IN	RT	
T.Siemian	18	13	113	1/6	0	17	0	88.4	M.Mariota		13	5	62	1/10	0	23	0	54.0	
									D.Murray		1	0	0	0/0	0	0	0	39.6	
Total	18	13	113	1/6	0	17	0	88.4	Total		14	5	62	1/10	0	23	0	50.3	
PASS RECEIVING										PASS RECEIVING									
	TAR	REC	YDS	AVG	LG	TD					TAR	REC	YDS	AVG	LG	TD			
E.Sanders	5	4	35	8.8	16	0	D.Walker				5	2	30	15.0	23	0			
A.Derby	3	3	34	11.3	17	0	A.Fasano				2	1	17	17.0	17	0			
D.Thomas	2	2	18	9.0	12	0	H.Douglas				2	1	10	10.0	10	0			
D.Booker	2	2	10	5.0	6	0	D.Henry				1	1	5	5.0	5	0			
J.Forsett	1	1	11	11.0	11	0	J.Fowler				1	0	0	0.0	0	0			
J.Taylor	2	1	5	5.0	5	0	M.Mariota				1	0	0	0.0	0	0			
B.Fowler	1	0	0	0.0	0	0	R.Matthews				1	0	0	0.0	0	0			
V.Green	1	0	0	0.0	0	0													
C.Latimer	1	0	0	0.0	0	0													
Total	18	13	113	8.7	17	0	Total				13	5	62	12.4	23	0			

Denver Broncos														Tennessee Titans									
Regular Defensive Plays														Special Teams									
	TKL	AST	COMB	SK	/ YDS	TFL	Q	IN	PD	FF	FR			TKL	AST	FF	FR	BL	TKL	AST	FF	FR	
D.Stewart	4	1	5	0	0	0	0	0	0	0	0			0	0	0	0	0		0	0	0	0
T.Davis	3	2	5	0	0	0	0	0	0	0	0			0	0	0	0	0		0	0	0	0
T.Ward	3	2	5	0	0	0	0	0	1	0	0			0	0	0	0	0		0	0	0	0
C.Nelson	3	1	4	0	0	0	0	0	0	0	0			0	0	0	0	0		0	0	0	0
Total	13	6	19	0	0	0	0	0	1	0	0			0	0	0	0	0		0	0	0	0







First Quarter

TEN wins the coin toss and elects to defer. DEN elects to Receive, and TEN elects to defend the south goal.

R.Succop kicks 65 yards from TEN 35 to end zone, Touchback.

Denver Broncos at 15:00

- 1-10-DEN 25 (15:00) T.Siemian pass short left to A.Derby to DEN 34 for 9 yards (J.McCourty).
- 2-1-DEN 34 (14:21) (No Huddle, Shotgun) T.Siemian pass incomplete short left to V.Green.
- 3-1-DEN 34 (14:16) T.Siemian sacked at DEN 28 for -6 yards (D.Morgan).
- 4-7-DEN 28 (13:43) (Punt formation) R.Dixon punts 42 yards to TEN 30, Center-T.Gafford, fair catch by M.Mariani.

Tennessee Titans at 13:35

- 1-10-TEN 30 (13:35) D.Murray right tackle to TEN 30 for no gain (T.Davis).
- 2-10-TEN 30 (12:55) (Shotgun) M.Mariota right guard to TEN 41 for 11 yards (T.Davis). R1
- 1-10-TEN 41 (12:12) (Shotgun) D.Murray right tackle to DEN 48 for 11 yards (T.Ward; A.Talib). R2
- 1-10-DEN 48 (11:34) D.Henry up the middle to DEN 43 for 5 yards (V.Miller).
- 2-5-DEN 43 (10:50) (Shotgun) M.Mariota pass incomplete short left to D.Walker.
- 3-5-DEN 43 (10:45) (Shotgun) M.Mariota pass deep left to D.Walker pushed ob at DEN 20 for 23 yards (J.Simmons). P3
- 1-10-DEN 20 (10:07) D.Murray left guard to DEN 13 for 7 yards (C.Nelson; T.Davis).
- 2-3-DEN 13 (9:24) M.Mariota to DEN 13 for no gain. FUMBLES, and recovers at DEN 13. M.Mariota to DEN 17 for -4 yards. Pass back to D.Walker pushed ob at DEN 5 for 12 yards (T.Davis). R4
- 1-5-DEN 5 (8:40) D.Murray left end pushed ob at DEN 2 for 3 yards (C.Harris Jr.).
- Timeout #1 by TEN at 08:08.
- 2-2-DEN 2 (8:08) D.Henry up the middle to DEN 1 for 1 yard (Z.Anderson).
- 3-1-DEN 1 (7:33) **D.Murray left tackle for 1 yard, TOUCHDOWN.** R5
- R.Succop extra point is GOOD, Center-B.Brinkley, Holder-B.Kern.

DEN 0 TEN 7, 11 plays, 70 yards, 6:06 drive, 7:31 elapsed

R.Succop kicks 65 yards from TEN 35 to end zone, Touchback.

Denver Broncos at 7:29

- 1-10-DEN 25 (7:29) (Shotgun) T.Siemian pass short right to E.Sanders to DEN 29 for 4 yards (D.Stafford).
- 2-6-DEN 29 (6:58) J.Forsett left guard to DEN 38 for 9 yards (R.Johnson). FUMBLES (R.Johnson), RECOVERED by TEN-J.McCourty at DEN 40. J.McCourty to DEN 40 for no gain (M.Garcia).

Tennessee Titans at 6:48

- 1-10-DEN 40 (6:48) Direct snap to D.Murray. D.Murray pass incomplete deep right to M.Mariota (T.Ward).
- 2-10-DEN 40 (6:42) (Shotgun) M.Mariota pass short left to D.Henry to DEN 35 for 5 yards (C.Harris Jr.).
- 3-5-DEN 35 (5:57) (Shotgun) M.Mariota pass incomplete short right to D.Walker (J.Crick).
- 4-5-DEN 35 (5:53) **R.Succop 53 yard field goal is GOOD, Center-B.Brinkley, Holder-B.Kern.**

DEN 0 TEN 10, 4 plays, 5 yards, 1:00 drive, 9:12 elapsed

R.Succop kicks 65 yards from TEN 35 to end zone, Touchback.

Denver Broncos at 5:48

- 1-10-DEN 25 (5:48) (Shotgun) T.Siemian pass short left to D.Thomas to DEN 31 for 6 yards (L.Sims).
- 2-4-DEN 31 (5:15) D.Booker right tackle to DEN 31 for no gain (S.Spence).
- 3-4-DEN 31 (4:35) (Shotgun) T.Siemian pass incomplete short right to J.Taylor.
- 4-4-DEN 31 (4:31) (Punt formation) R.Dixon punts 42 yards to TEN 27, Center-T.Gafford. M.Mariani pushed ob at TEN 44 for 17 yards (T.Gafford).

Tennessee Titans at 4:21

- 1-10-TEN 44 (4:21) (Shotgun) D.Murray right guard to TEN 46 for 2 yards (D.Stewart).
- 2-8-TEN 46 (3:42) D.Henry up the middle to DEN 49 for 5 yards (D.Wolfe).
- 3-3-DEN 49 (3:06) (Shotgun) M.Mariota pass incomplete deep right to H.Douglas.
- 4-3-DEN 49 (3:00) (Punt formation) B.Kern punts 43 yards to DEN 6, Center-B.Brinkley, fair catch by K.Raymond.

Denver Broncos at 2:52

- 1-10-DEN 6 (2:52) T.Siemian pass short middle to D.Thomas to DEN 18 for 12 yards (B.McCain). P1
- Penalty on TEN-B.McCain, Defensive Pass Interference, declined.*
- 1-10-DEN 18 (2:37) T.Siemian pass short left to E.Sanders pushed ob at DEN 26 for 8 yards (J.McCourty).
- 2-2-DEN 26 (2:11) D.Booker left end to DEN 27 for 1 yard (K.Klug).
- 3-1-DEN 27 (1:36) D.Booker up the middle to DEN 27 for no gain (A.Williamson).
- 4-1-DEN 27 (1:00) (Punt formation) R.Dixon punts 36 yards to TEN 37, Center-T.Gafford, fair catch by M.Mariani.



Denver Broncos vs Tennessee Titans at Nissan Stadium

Tennessee Titans at 0:53

1-10-TEN 37 (:53) (Shotgun) M.Mariota scrambles left end pushed ob at 50 for 13 yards (S.Ray).

R6

1-10-50 (:15) D.Henry up the middle to DEN 46 for 4 yards (T.Ward).

END OF QUARTER

	Score	Time Poss	First Downs				Efficiencies	
			R	P	X	T	3 Down	4 Down
Denver Broncos	0	5:32	0	1	0	1	0/3	0/0
Tennessee Titans	10	9:28	5	1	0	6	2/4	0/0



Tennessee Titans continued.

2-6-DEN 46	(15:00) (Shotgun) D.Murray left guard to DEN 36 for 10 yards (T.Ward).	R7
<u>1-10-DEN 36</u>	(14:17) (Shotgun) M.Mariota pass incomplete short left to A.Fasano.	
2-10-DEN 36	(14:12) (Shotgun) M.Mariota left end pushed ob at DEN 29 for 7 yards (D.Stewart).	
3-3-DEN 29	(13:33) (Shotgun) M.Mariota pass short middle to R.Matthews to DEN 22 for 7 yards (W.Parks).	
	<i>PENALTY on TEN-D.Walker, Offensive Pass Interference, 10 yards, enforced at DEN 29 - No Play.</i>	
3-13-DEN 39	(13:03) (Shotgun) M.Mariota sacked at DEN 49 for -10 yards (S.Ray).	
4-23-DEN 49	(12:22) (Punt formation) B.Kern punts 34 yards to DEN 15, Center-B.Brinkley, fair catch by K.Raymond.	
	<i>PENALTY on DEN-K.Webster, Illegal Block Above the Waist, 7 yards, enforced at DEN 15.</i>	

Denver Broncos at 12:13

1-10-DEN 8	(12:13) T.Siemian pass short left to J.Forsett to DEN 19 for 11 yards (A.Woods).	P2
<u>1-10-DEN 19</u>	(11:33) T.Siemian pass short right to E.Sanders to DEN 26 for 7 yards (A.Williamson; K.Byard).	
2-3-DEN 26	(10:59) T.Siemian pass short left to E.Sanders to DEN 42 for 16 yards (L.Sims).	P3
<u>1-10-DEN 42</u>	(10:28) J.Forsett left guard to DEN 44 for 2 yards (D.Bass).	
2-8-DEN 44	(9:55) T.Siemian pass incomplete deep left to E.Sanders.	
3-8-DEN 44	(9:49) (Shotgun) T.Siemian pass incomplete short left to C.Latimer [B.Orakpo].	
4-8-DEN 44	(9:44) (Punt formation) R.Dixon punts 53 yards to TEN 3, Center-T.Gafford, downed by DEN-K.Webster.	

Tennessee Titans at 9:31

1-10-TEN 3	(9:31) D.Murray right tackle to TEN 12 for 9 yards (D.Stewart).	
2-1-TEN 12	(8:51) D.Murray up the middle to TEN 15 for 3 yards (S.Williams).	R8
<u>1-10-TEN 15</u>	(8:09) D.Henry left guard to TEN 21 for 6 yards (T.Davis; J.Crick).	
2-4-TEN 21	(7:27) (Shotgun) M.Mariota left tackle to TEN 22 for 1 yard (V.Miller).	
3-3-TEN 22	(6:45) (Shotgun) M.Mariota pass short left to A.Fasano to TEN 39 for 17 yards (C.Nelson).	P9
<u>1-10-TEN 39</u>	(5:58) D.Murray left guard to TEN 42 for 3 yards (C.Nelson).	
2-7-TEN 42	(5:19) M.Mariota pass incomplete short right to J.Fowler.	
3-7-TEN 42	(5:12) (Shotgun) M.Mariota pass short right to H.Douglas pushed ob at DEN 48 for 10 yards (C.Nelson).	
	<i>PENALTY on TEN-D.Murray, Illegal Block Above the Waist, 10 yards, enforced at DEN 48.</i>	
3-7-TEN 42	(4:39) (Shotgun) M.Mariota scrambles up the middle to DEN 49 for 9 yards (V.Miller).	R10
<u>1-10-DEN 49</u>	(3:57) D.Henry right guard to DEN 47 for 2 yards (D.Stewart; T.Ward).	
2-8-DEN 47	(3:10) D.Henry right tackle to DEN 41 for 6 yards (D.Stewart). DEN-C.Harris Jr. was injured during the play. His return is Questionable.	
3-2-DEN 41	(2:55) (Shotgun) D.Murray left tackle to DEN 36 for 5 yards (D.Ware).	R11
	<i>PENALTY on DEN-A.Talib, Unnecessary Roughness, 15 yards, enforced at DEN 36.</i>	X12
<u>1-10-DEN 21</u>	(2:29) (Shotgun) M.Mariota pass incomplete deep right to R.Matthews.	
2-10-DEN 21	(2:24) D.Henry up the middle to DEN 19 for 2 yards (T.Ward).	

Two-Minute Warning

3-8-DEN 19	(2:00) (Shotgun) <i>PENALTY on DEN-D.Ware, Neutral Zone Infraction, 5 yards, enforced at DEN 19 - No Play.</i>	
3-3-DEN 14	(2:00) (Shotgun) M.Mariota pass short left to D.Walker to DEN 7 for 7 yards (J.Simmons).	P13
	Timeout #1 by DEN at 01:55.	
<u>1-7-DEN 7</u>	(1:55) D.Henry up the middle to DEN 3 for 4 yards (Z.Anderson).	
	Timeout #2 by DEN at 01:50.	
2-3-DEN 3	(1:50) M.Mariota pass short left to R.Matthews for 3 yards, TOUCHDOWN NULLIFIED by Penalty.	
	<i>PENALTY on TEN-D.Walker, Offensive Pass Interference, 10 yards, enforced at DEN 3 - No Play.</i>	
2-13-DEN 13	(1:44) (Shotgun) M.Mariota pass incomplete short left to D.Walker.	
3-13-DEN 13	(1:38) (Shotgun) M.Mariota pass incomplete short left.	
	<i>PENALTY on TEN-M.Mariota, Intentional Grounding, 10 yards, enforced at DEN 13.</i>	
4-23-DEN 23	(1:32) (Field Goal formation) <b>R.Succop 41 yard field goal is GOOD, Center-B.Brinkley, Holder-B.Kern.</b>	

DEN 0 TEN 13, 19 plays, 74 yards, 2 penalties, 8:04 drive, 13:33 elapsed

R.Succop kicks 65 yards from TEN 35 to end zone, Touchback.

Denver Broncos at 1:27

1-10-DEN 25	(1:27) (Shotgun) T.Siemian pass short right to D.Booker to DEN 29 for 4 yards (B.Orakpo). TEN-D.Morgan was injured during the play. His return is Questionable.	
-------------	-----------------------------------------------------------------------------------------------------------------------------------------------------------------	--



Denver Broncos vs Tennessee Titans at Nissan Stadium

Timeout #2 by TEN at 01:16. Injury caused TO

2-6-DEN 29 (1:16) (Shotgun) T.Siemian pass deep right to A.Derby to DEN 46 for 17 yards (S.Spence). P4

1-10-DEN 46 (:53) (No Huddle, Shotgun) T.Siemian pass short right to D.Booker to TEN 48 for 6 yards (A.Blake).

Timeout #3 by DEN at 00:45.

2-4-TEN 48 (:45) (Shotgun) T.Siemian pass short middle to J.Taylor to TEN 43 for 5 yards (B.Orakpo) [A.Blackson]. P5

1-10-TEN 43 (:24) (No Huddle, Shotgun) T.Siemian pass incomplete short right to J.Forsett.

*PENALTY on DEN-D.Stephenson, Offensive Holding, 10 yards, enforced at TEN 43 - No Play.*

1-20-DEN 47 (:16) (Shotgun) T.Siemian pass incomplete short left to B.Fowler.

2-20-DEN 47 (:11) (Shotgun) T.Siemian pass short right to A.Derby to TEN 45 for 8 yards (D.Stafford).

END OF QUARTER

	Score	Time Poss	First Downs				Efficiencies	
			R	P	X	T	3 Down	4 Down
Denver Broncos	0	4:09	0	4	0	4	0/1	0/0
Tennessee Titans	13	10:51	4	2	1	7	4/6	0/0



Third Quarter

12/11/2016

Play By Play

TEN elects to Receive, and DEN elects to defend the North goal.

B.McManus kicks 65 yards from DEN 35 to end zone, Touchback.

Tennessee Titans at 15:00

1-10-TEN 25	(15:00) D.Murray right tackle to TEN 32 for 7 yards (T.Davis).	
2-3-TEN 32	(14:20) D.Murray left tackle to TEN 36 for 4 yards (C.Nelson).	R14
<u>1-10-TEN 36</u>	(13:45) D.Henry right tackle to TEN 41 for 5 yards (D.Wolfe).	
2-5-TEN 41	(13:00) D.Murray left tackle to TEN 48 for 7 yards (S.Williams).	R15
<u>1-10-TEN 48</u>	(12:14) D.Murray left end pushed ob at DEN 48 for 4 yards (Z.Anderson).	
2-6-DEN 48	(11:35) D.Henry left tackle to DEN 46 for 2 yards (A.Gotsis; S.Barrett).	
3-4-DEN 46	(10:55) (Shotgun) M.Mariota pass incomplete short middle to T.Sharpe (D.Stewart).	
4-4-DEN 46	(10:49) (Punt formation) B.Kern punts 46 yards to end zone, Center-B.Brinkley, Touchback.	

Denver Broncos at 10:41

1-10-DEN 20	(10:41) T.Siemian pass short left to E.Sanders to DEN 27 for 7 yards (J.McCourty).	
2-3-DEN 27	(10:13) T.Siemian pass short left to E.Sanders pushed ob at DEN 42 for 15 yards (S.Spence) [D.Morgan].	P6
<u>1-10-DEN 42</u>	(9:32) T.Siemian pass short left to J.Taylor to TEN 43 for 15 yards (J.McCourty).	P7
<u>1-10-TEN 43</u>	(9:00) T.Siemian pass short right to E.Sanders to TEN 43 for no gain (A.Blake).	
2-10-TEN 43	(8:22) (Shotgun) T.Siemian pass incomplete deep right to E.Sanders (A.Blake).	
3-10-TEN 43	(8:22) (Shotgun) <i>PENALTY on DEN-R.Okung, False Start, 5 yards, enforced at TEN 43 - No Play.</i>	
3-15-TEN 48	(8:16) (Shotgun) T.Siemian pass incomplete short left to D.Thomas [K.Byard].	
4-15-TEN 48	(8:10) (Punt formation) R.Dixon punts 34 yards to TEN 14, Center-T.Gafford, fair catch by M.Mariani.	

Tennessee Titans at 8:02

1-10-TEN 14	(8:02) D.Murray left tackle to TEN 17 for 3 yards (C.Nelson).	
2-7-TEN 17	(7:24) D.Murray up the middle to TEN 22 for 5 yards (T.Ward).	
3-2-TEN 22	(6:39) (Shotgun) M.Mariota pass incomplete short right to D.Murray.	
4-2-TEN 22	(6:35) (Punt formation) B.Kern punts 41 yards to DEN 37, Center-B.Brinkley. K.Raymond to DEN 37 for no gain (N.Palmer). <i>PENALTY on DEN-J.Simmons, Offensive Holding, 10 yards, enforced at DEN 37.</i>	

Denver Broncos at 6:24

1-10-DEN 27	(6:24) J.Forsett left tackle to DEN 32 for 5 yards (L.Sims).	
2-5-DEN 32	(5:47) J.Forsett left end pushed ob at TEN 35 for 33 yards (W.Woodyard). <i>PENALTY on DEN-M.Paradis, Offensive Holding, 10 yards, enforced at DEN 33.</i>	
2-14-DEN 23	(5:20) (Shotgun) T.Siemian pass short left to A.Derby to DEN 35 for 12 yards (L.Sims).	
3-2-DEN 35	(4:41) (Shotgun) T.Siemian pass incomplete short right to D.Thomas.	
4-2-DEN 35	(4:35) (Punt formation) R.Dixon pass short left to C.Latimer pushed ob at TEN 49 for 16 yards (A.Blake).	P8
<u>1-10-TEN 49</u>	(3:46) T.Siemian pass deep right to D.Thomas pushed ob at TEN 15 for 34 yards (K.Byard).	P9
<u>1-10-TEN 15</u>	(3:09) T.Siemian sacked at TEN 20 for -5 yards (B.Orakpo).	
2-15-TEN 20	(2:31) (Shotgun) T.Siemian pass short right to J.Forsett to TEN 19 for 1 yard (W.Woodyard) [S.Spence].	
3-14-TEN 19	(1:45) (Shotgun) T.Siemian pass short left to D.Thomas to TEN 4 for 15 yards (B.McCain; K.Byard).	P10
	Timeout #1 by TEN at 01:06.	
<u>1-4-TEN 4</u>	(1:06) (Shotgun) T.Siemian pass short right to J.Taylor to TEN 6 for -2 yards (L.Sims).	
2-6-TEN 6	(:24) J.Forsett left tackle to TEN 4 for 2 yards (K.Byard).	

END OF QUARTER

		Time	First Downs				Efficiencies	
	Score	Poss	R	P	X	T	3 Down	4 Down
Denver Broncos	0	9:03	0	5	0	5	1/3	1/1
Tennessee Titans	13	5:57	2	0	0	2	0/2	0/0



Fourth Quarter

12/11/2016

Play By Play

Denver Broncos continued.

- 3-4-TEN 4 (15:00) (Shotgun) T.Siemian pass incomplete short right to D.Thomas (L.Sims).
- 4-4-TEN 4 (14:54) (Shotgun) T.Siemian pass incomplete short left to D.Thomas.

Tennessee Titans at 14:47

- 1-10-TEN 4 (14:47) D.Murray right guard to TEN 5 for 1 yard (V.Miller).
- 2-9-TEN 5 (14:12) D.Murray left end to TEN 6 for 1 yard (Z.Anderson; D.Wolfe).
- 3-8-TEN 6 (13:27) (Shotgun) M.Mariota sacked at TEN 1 for -5 yards (D.Ware).
- 4-13-TEN 1 (12:47) (Punt formation) B.Kern punts 61 yards to DEN 38, Center-B.Brinkley. K.Raymond to TEN 41 for 21 yards (A.Wallace).  
*PENALTY on TEN-B.Brinkley, Unnecessary Roughness, 15 yards, enforced at TEN 41.*

Denver Broncos at 12:34

- 1-10-TEN 26 (12:34) T.Siemian pass short right to E.Sanders to TEN 13 for 13 yards (A.Blake). P11
- 1-10-TEN 13 (11:53) (Shotgun) T.Siemian pass short right to D.Thomas to TEN 8 for 5 yards (R.Johnson).  
*PENALTY on DEN-B.Fowler, Offensive Pass Interference, 10 yards, enforced at TEN 13 - No Play.*
- 1-20-TEN 23 (11:31) (Shotgun) T.Siemian pass short left to B.Fowler to TEN 18 for 5 yards (J.McCourty).
- 2-15-TEN 18 (10:48) (Shotgun) T.Siemian pass short left to D.Thomas to TEN 3 for 15 yards (B.Orakpo; D.Stafford). P12
- 1-3-TEN 3 (10:08) (Shotgun) T.Siemian pass incomplete short left to D.Thomas [D.Stafford].
- 2-3-TEN 3 (10:04) (Shotgun) T.Siemian pass short left to E.Sanders for 3 yards, TOUCHDOWN. P13  
*PENALTY on DEN-E.Sanders, Unsportsmanlike Conduct, 15 yards, enforced between downs.*  
B.McManus extra point is GOOD, Center-T.Gafford, Holder-R.Dixon.

DEN 7 TEN 13, 5 plays, 26 yards, 2:36 drive, 5:02 elapsed

B.McManus kicks 79 yards from DEN 20 to TEN 1. M.Mariani to TEN 18 for 17 yards (J.Thompson; J.Simmons).

Tennessee Titans at 9:58, (1st play from scrimmage 9:52)

- 1-10-TEN 18 (9:52) M.Mariota pass incomplete deep left to D.Walker.
- 2-10-TEN 18 (9:46) (Shotgun) D.Murray left guard to TEN 19 for 1 yard (V.Miller).
- 3-9-TEN 19 (9:09) (Shotgun) M.Mariota pass incomplete short right to D.Murray.
- 4-9-TEN 19 (9:01) (Punt formation) B.Kern punts 36 yards to DEN 45, Center-B.Brinkley, fair catch by J.Taylor.

Denver Broncos at 8:55

- 1-10-DEN 45 (8:55) T.Siemian pass short left to E.Sanders to TEN 38 for 17 yards (J.McCourty). P14
- 1-10-TEN 38 (8:14) (Shotgun) T.Siemian pass short middle to D.Thomas to TEN 28 for 10 yards (W.Woodyard). P15
- 1-10-TEN 28 (7:36) T.Siemian pass incomplete deep right to D.Thomas.
- 2-10-TEN 28 (7:29) (Shotgun) T.Siemian pass short left to E.Sanders pushed ob at TEN 18 for 10 yards (J.McCourty). P16
- 1-10-TEN 18 (6:55) J.Forsett right tackle to TEN 20 for -2 yards (D.Jones; B.McCain).
- 2-12-TEN 20 (6:18) (Shotgun) T.Siemian pass incomplete short middle to E.Sanders (W.Woodyard) [K.Byard].
- 3-12-TEN 20 (6:14) (Shotgun) T.Siemian pass short left to D.Thomas to TEN 7 for 13 yards (J.McCourty). P17
- 1-7-TEN 7 (5:33) (Shotgun) T.Siemian sacked at TEN 16 for -9 yards (A.Wallace).
- 2-16-TEN 16 (4:47) (Shotgun) T.Siemian pass incomplete deep left to B.Fowler.
- 3-16-TEN 16 (4:41) (Shotgun) T.Siemian pass incomplete deep left to B.Fowler (B.McCain).
- 4-16-TEN 16 (4:33) (Field Goal formation) B.McManus 34 yard field goal is GOOD, Center-T.Gafford, Holder-R.Dixon.

DEN 10 TEN 13, 11 plays, 39 yards, 4:27 drive, 10:32 elapsed

B.McManus kicks 65 yards from DEN 35 to TEN 0. M.Mariani to TEN 20 for 20 yards (K.Webster).

Tennessee Titans at 4:28, (1st play from scrimmage 4:22)

- 1-10-TEN 20 (4:22) D.Murray right tackle to TEN 25 for 5 yards (V.Miller).
- 2-5-TEN 25 (3:37) (Shotgun) M.Mariota pass deep left to R.Matthews to DEN 49 for 26 yards (A.Talib). P16
- 1-10-DEN 49 (2:51) D.Henry up the middle to DEN 49 for no gain (V.Miller; Z.Anderson).  
Timeout #1 by DEN at 02:47.
- 2-10-DEN 49 (2:47) (Shotgun) M.Mariota pass incomplete short left to D.Walker.
- 3-10-DEN 49 (2:43) (Shotgun) M.Mariota pass incomplete deep right to R.Matthews.
- 4-10-DEN 49 (2:36) (Punt formation) B.Kern punts 47 yards to DEN 2, Center-B.Brinkley, downed by TEN-T.McBride.

Denver Broncos at 2:26

- 1-10-DEN 2 (2:26) (Shotgun) T.Siemian pass short middle to J.Forsett to DEN 8 for 6 yards (W.Woodyard).



Denver Broncos vs Tennessee Titans at Nissan Stadium

2-4-DEN 8	(2:02) (No Huddle, Shotgun) T.Siemian pass incomplete deep right to V.Green.	
Two-Minute Warning		
3-4-DEN 8	(1:57) (Shotgun) T.Siemian pass short left to D.Thomas to DEN 14 for 6 yards (A.Blake).	P18
<u>1-10-DEN 14</u>	(1:35) (No Huddle, Shotgun) T.Siemian pass short left to D.Thomas to DEN 21 for 7 yards (A.Blake).	
2-3-DEN 21	(1:08) (No Huddle, Shotgun) T.Siemian pass short middle to D.Thomas to DEN 29 for 8 yards (R.Johnson).	P19
	Timeout #2 by DEN at 01:04.	
<u>1-10-DEN 29</u>	(1:04) (Shotgun) T.Siemian pass short middle to A.Derby to DEN 41 for 12 yards (A.Williamson). FUMBLES (A.Williamson), RECOVERED by TEN-D.Stafford at DEN 40. D.Stafford to DEN 40 for no gain (M.Garcia).	

Tennessee Titans at 0:53

1-10-DEN 40	(:53) M.Mariota kneels to DEN 41 for -1 yards.
	Timeout #3 by DEN at 00:51.
2-11-DEN 41	(:51) M.Mariota kneels to DEN 42 for -1 yards.
3-12-DEN 42	(:16) M.Mariota kneels to DEN 43 for -1 yards.

END OF QUARTER

	Score	Time Poss	First Downs				Efficiencies	
			R	P	X	T	3 Down	4 Down
Denver Broncos	10	8:49	0	9	0	9	2/4	0/1
Tennessee Titans	13	6:11	0	1	0	1	0/4	0/0



# Miscellaneous Statistics Report

Denver Broncos vs Tennessee Titans  
12/11/2016 at Nissan Stadium

## Ten Longest Plays for Denver Broncos

Yards	Qtr	Play Start	Play Description
34	3	1-10-DEN 49	(3:46) T.Siemian pass deep right to D.Thomas pushed ob at TEN 15 for 34 yards (K.Byard).
17	2	2-6-DEN 29	(1:16) (Shotgun) T.Siemian pass deep right to A.Derby to DEN 46 for 17 yards (S.Spence).
17	4	1-10-DEN 45	(8:55) T.Siemian pass short left to E.Sanders to TEN 38 for 17 yards (J.McCourty).
16	2	2-3-DEN 26	(10:59) T.Siemian pass short left to E.Sanders to DEN 42 for 16 yards (L.Sims).
16	3	4-2-DEN 35	(4:35) (Punt formation) R.Dixon pass short left to C.Latimer pushed ob at TEN 49 for 16 yards (A.Blake).
15	3	2-3-DEN 27	(10:13) T.Siemian pass short left to E.Sanders pushed ob at DEN 42 for 15 yards (S.Spence) [D.Morgan].
15	3	1-10-DEN 42	(9:32) T.Siemian pass short left to J.Taylor to TEN 43 for 15 yards (J.McCourty).
15	3	3-14-TEN 19	(1:45) (Shotgun) T.Siemian pass short left to D.Thomas to TEN 4 for 15 yards (B.McCain; K.Byard).
15	4	2-15-TEN 18	(10:48) (Shotgun) T.Siemian pass short left to D.Thomas to TEN 3 for 15 yards (B.Orakpo; D.Stafford).
13	4	1-10-TEN 26	(12:34) T.Siemian pass short right to E.Sanders to TEN 13 for 13 yards (A.Blake).

## Ten Longest Plays for Tennessee Titans

Yards	Qtr	Play Start	Play Description
26	4	2-5-TEN 25	(3:37) (Shotgun) M.Mariota pass deep left to R.Matthews to DEN 49 for 26 yards (A.Talib).
23	1	3-5-DEN 43	(10:45) (Shotgun) M.Mariota pass deep left to D.Walker pushed ob at DEN 20 for 23 yards (J.Simmons).
20	2	3-2-DEN 41	(2:55) (Shotgun) D.Murray left tackle to DEN 36 for 5 yards (D.Ware).
17	2	3-3-TEN 22	(6:45) (Shotgun) M.Mariota pass short left to A.Fasano to TEN 39 for 17 yards (C.Nelson).
13	1	1-10-TEN 37	(:53) (Shotgun) M.Mariota scrambles left end pushed ob at 50 for 13 yards (S.Ray).
11	1	2-10-TEN 30	(12:55) (Shotgun) M.Mariota right guard to TEN 41 for 11 yards (T.Davis).
11	1	1-10-TEN 41	(12:12) (Shotgun) D.Murray right tackle to DEN 48 for 11 yards (T.Ward; A.Talib).
10	2	2-6-DEN 46	(15:00) (Shotgun) D.Murray left guard to DEN 36 for 10 yards (T.Ward).
9	2	1-10-TEN 3	(9:31) D.Murray right tackle to TEN 12 for 9 yards (D.Stewart).
9	2	3-7-TEN 42	(4:39) (Shotgun) M.Mariota scrambles up the middle to DEN 49 for 9 yards (V.Miller).

## Touchdown Scoring Information

		Offense	Defense	Special Teams
VISITOR	Denver Broncos	1	0	0
HOME	Tennessee Titans	1	0	0

## Player Scoring Information

Club	Player	TD	Rush TD	Rec TD	KO TD	Punt TD	Int TD	Fum TD	Misc TD	FG	XP	2Pt Rush	2Pt Rec	Sfty	Points
DEN	E.Sanders	0	0	1	0	0	0	0	0	0	0	0	0	0	6
DEN	B.McManus	0	0	0	0	0	0	0	0	1	1	0	0	0	4
TEN	R.Succop	0	0	0	0	0	0	0	0	2	1	0	0	0	7
TEN	D.Murray	0	1	0	0	0	0	0	0	0	0	0	0	0	6

## Possession Detail

	First Half		Second Half		Game	
	Visitor	Home	Visitor	Home	Visitor	Home
Largest Lead	0	13	0	6	0	13
Drives Leading	0	4	0	6	0	10
Time of Possession Leading	0:00	14:13	0:00	12:08	0:00	26:21
Largest Deficit	-13	0	-6	0	-13	0
Drives Trailing	5	0	5	0	10	0
Time of Possession Trailing	8:16	0:00	17:52	0:00	26:08	0:00
Times Score Tied Up		0		0		0
Lead Changes		1		0		1



# Playtime Percentage

*Percent of playtime per player on offense, defense and special teams*

Denver Broncos						Tennessee Titans					
		Offense	Defense	Special Teams				Offense	Defense	Special Teams	
R Okung	T	65 100%		2	8%	T Lewan	T	67 100%		3	12%
D Stephenson	T	65 100%		2	8%	Q Spain	G	67 100%		3	12%
M Schofield	T	65 100%		2	8%	J Conklin	T	67 100%		3	12%
M Paradis	C	65 100%		2	8%	J Kline	G	67 100%			
M Garcia	G	65 100%		2	8%	M Mariota	QB	67 100%			
T Siemian	QB	65 100%				B Jones	C	67 100%			
D Thomas	WR	62 95%				R Matthews	WR	62 93%			
E Sanders	WR	59 91%				D Murray	RB	54 81%			
A Derby	TE	36 55%		4	16%	D Walker	TE	46 69%			
J Taylor	WR	35 54%		7	28%	T Sharpe	WR	46 69%			
B Fowler	WR	34 52%		11	44%	A Fasano	TE	42 63%		3	12%
V Green	TE	32 49%		5	20%	P Supernaw	TE	21 31%		16	64%
D Booker	RB	28 43%				H Douglas	WR	18 27%			
J Forsett	RB	27 42%				D Henry	RB	18 27%			
C Latimer	WR	7 11%		17	68%	J Fowler	FB	16 24%			
J Heurman	TE	3 5%				D Kelly	T	11 16%		3	12%
T Sambrailo	T	1 2%				M Mariani	WR	1 1%		9	36%
J Ferentz	C	1 2%				A Blake	CB		60 92%	18	72%
T Ward	SS		67 100%			B McCain	CB		60 92%		
C Nelson	LB		66 99%	10	40%	A Williamson	LB		54 83%	2	8%
D Stewart	FS		66 99%			B Orakpo	LB		51 78%		
C Harris	CB		64 96%			D Morgan	LB		51 78%		
A Talib	CB		63 94%	3	12%	J McCourty	CB		46 71%	2	8%
D Wolfe	DE		57 85%	3	12%	D Jones	DE		44 68%	5	20%
V Miller	LB		55 82%			K Klug	DT		43 66%	9	36%
J Crick	DE		52 78%	8	32%	W Woodyard	LB		42 65%	12	48%
S Williams	NT		49 73%	6	24%	K Byard	FS		38 58%	22	88%
S Ray	LB		33 49%			D Searcy	SS		34 52%	5	20%
S Barrett	LB		29 43%	19	76%	D Stafford	SS		30 46%	18	72%
T Davis	LB		28 42%	6	24%	R Johnson	FS		29 45%	3	12%
Z Anderson	LB		27 40%	13	52%	L Sims	CB		27 42%	20	80%
D Ware	LB		24 36%			A Blackson	DE		23 35%	6	24%
B Roby	CB		20 30%			S Spence	LB		23 35%	5	20%
B Winn	DE		12 18%	4	16%	A Johnson	NT		22 34%	2	8%
A Gotsis	DE		10 15%	1	4%	A Wallace	LB		14 22%	16	64%
J Simmons	FS		9 13%	23	92%	D Bass	LB		14 22%	14	56%
W Parks	SS		6 9%	23	92%	A Woods	NT		10 15%		
D Watson	LB			21	84%	N Palmer	LB			20	80%
K Webster	CB			19	76%	A Andrews	RB			12	48%
J Thompson	RB			15	60%	B Brinkley	LS			10	40%
Q Gause	LB			15	60%	B Kern	P			10	40%
K Raymond	WR			11	44%	K Reed	DB			10	40%
R Dixon	P			8	32%	R Succop	K			7	28%
T Gafford	LS			8	32%	T McBride	WR			4	16%
B McManus	K			5	20%	B Schwenke	C			3	12%