

N E W Y O R K J E T S

MEDIA INFORMATION

NEW YORK JETS vs. NEW ENGLAND PATRIOTS

WEEK 12 / GAME 11

SUNDAY | NOVEMBER 27, 2016 | 4:25 P.M.

METLIFE STADIUM | CBS



CONTENTS:

2016 SCHEDULE.....	2	ROSTER BREAKDOWN	24
GAME NOTES	3	HOMETOWN BREAKDOWN	25
METLIFE STADIUM	4	PERSONNEL MOVES	26
PROBABLE STARTERS	5	OFFENSIVE STATS	29
GAME PREVIEW	6	DEFENSIVE STATS	30
NOTES	7	SUPPLEMENTAL STATS	31
CONNECTIONS	8	LAST TIME IT HAPPENED	44
BY THE NUMBERS	9	PLAYER PARTICIPATION	47
QUOTE BOARD	10	ROSTER BY POSITION: OFFENSE	48
TEAM NOTES	12	ROSTER BY POSITION: DEFENSE	49
HEAD COACH TODD BOWLES	18	DEPTH CHART	50
ASSISTANT COACH CAPSULES	20	ALPHABETICAL ROSTER	51
BUILDING THE JETS	23	NUMERICAL ROSTER	52

PRESEASON RECORD: 1-3

WEEK 01	AUG. 11		RESULT: W, 17-13
WEEK 02	AUG. 19		RESULT: L, 18-22
WEEK 03	AUG. 27		RESULT: L, 20-21
WEEK 04	SEPT. 1		RESULT: L, 6-14

REGULAR SEASON RECORD: 3-7

WEEK 01	Sept. 11		RESULT: L, 22-23
WEEK 02	Sept. 15		RESULT: W, 37-31
WEEK 03	Sept. 25		RESULT: L, 3-24
WEEK 04	Oct. 2		RESULT: L, 17-27
WEEK 05	Oct. 9		RESULT: L, 13-31
WEEK 06	Oct. 17		RESULT: L, 3-28
WEEK 07	Oct. 23		RESULT: W, 24-16
WEEK 08	Oct. 30		RESULT: W, 31-28
WEEK 09	Nov. 6		RESULT: L, 23-27
WEEK 10	Nov. 13		RESULT: L, 6-9

WEEK 11	BYE WEEK		
---------	----------	--	--

WEEK 12		<div> <div>NOVEMBER 27</div> <div> NEW YORK JETS vs. NEW ENGLAND PATRIOTS SITE: METLIFE STADIUM </div> </div> <div> <div>CHANNEL: CBS</div> <div>TIME: 4:25 p.m. SERIES: 53-57-1</div> </div> <div> <p>The Jets return from the Bye Week to face their division rival the New England Patriots – the latest the Jets have faced the Patriots for the first time in the regular season since 2005 (Week 13). New York split the season series against New England last season falling short on the road before winning the rematch in overtime at MetLife Stadium.</p> </div>
---------	--	---

WEEK 13	DEC. 5		<div> <div>NEW YORK JETS vs. INDIANAPOLIS COLTS</div> <div>SITE: METLIFE STADIUM</div> </div> <div> <div>CHANNEL: ESPN</div> <div>TIME: 8:30 p.m. SERIES: 28-40</div> </div>
WEEK 14	DEC. 11		<div> <div>NEW YORK JETS at SAN FRANCISCO 49ERS</div> <div>SITE: LEVI'S STADIUM</div> </div> <div> <div>CHANNEL: CBS</div> <div>TIME: 4:05 p.m. SERIES: 2-10</div> </div>
WEEK 15	DEC. 17		<div> <div>NEW YORK JETS vs. MIAMI DOLPHINS</div> <div>SITE: METLIFE STADIUM</div> </div> <div> <div>CHANNEL: NFLN</div> <div>TIME: 8:25 p.m. SERIES: 54-46-1</div> </div>
WEEK 16	DEC. 24		<div> <div>NEW YORK JETS at NEW ENGLAND PATRIOTS</div> <div>SITE: GILLETTE STADIUM</div> </div> <div> <div>CHANNEL: CBS</div> <div>TIME: 1:00 p.m. SERIES: 53-57-1</div> </div>
WEEK 17	JAN. 1		<div> <div>NEW YORK JETS vs. BUFFALO BILLS</div> <div>SITE: METLIFE STADIUM</div> </div> <div> <div>CHANNEL: CBS</div> <div>TIME: 1:00 p.m. SERIES: 51-59</div> </div>



HEADLINES

PASSING DEFENSE: Over the last six weeks, the Jets have held opposing quarterbacks to a 73.8 quarterback rating, the third-lowest in the league in that span. Opposing quarterbacks over the last five games have produced a 58.2% completion percentage and a league-low 6.0 yards per attempt and have thrown just four touchdown passes (also the third-fewest since the start of Week Six).

TOP PASSING DEFENSES (Since Week Six)

Team	Gms	Cmp%	Yds/Att	TDs	INTs	Rate
MIA	5	54.5%	6.5	6	8	66.5
NYG	5	57.0%	6.9	3	8	66.9
NYJ	5	58.2%	6.0	4	4	73.8
DEN	5	57.1%	6.0	6	5	74.2
ARZ	5	59.7%	6.4	2	2	77.6

MATT FORTÉ: Over his last four games, RB Matt Forté has produced 458 scrimmage yards (the seventh most in the league) and five total touchdowns (tied for the second most in the league).

RUNNING BACK SCRIMMAGE YARDS (Last Four Games)

Player	Tm	Rush Yds	Rec. Yds	Total Yds	Total TDs
Melvin Gordon	SD	445	224	669	4
Ezekiel Elliott	DAL	399	182	581	5
Le'Veon Bell	PIT	316	238	554	3
David Johnson	ARZ	295	245	540	4
Jay Ajayi	MIA	481	29	510	2
DeMarco Murray	TEN	404	87	491	4
Matt Forté	NYJ	372	86	458	5

GAME AT A GLANCE

All-Time Record vs. NE 53-57-1
All-Time Record vs. NE (Home): 29-26
Last Time vs. NE: W, 26-20 (OT) vs. NE (12/27/15)

Coach	HC Experience	Overall W/L	Postseason
Todd Bowles	2nd Season	13-13	0-0
Bill Belichick	22nd Season	230-114	23-10
	CLV	36-44	1-1
	NE	194-70	22-9

BROADCAST COVERAGE

TELEVISION: CBS

Play-by-play: Greg Gumbel **Analyst:** Trent Green

Sideline: Jamie Erdahl

Producer: Jim Rikhoof **Director:** Suzanne Smith

JETS RADIO: 98.7 FM WEPN (ESPN Radio)

Play-by-play: Bob Wischusen **Analyst:** Marty Lyons

Producer: Joe Loughran

Pre- and Post-Game: Don La Greca and Greg Buttle

JETS EN ESPANOL RADIO: ESPN Deportes Nueva York 1050 AM

Play-by-play: Clemson Smith-Muñiz **Analyst:** Oscar Benitez

NATIONAL RADIO: ESPN National Radio

Play-by-play: Adam Amin **Analyst:** Chris Canty

Sideline: Sal Paolantonio

Producer: Beth Faber

JETS RADIO NETWORK: WCHR - 105.7FM - Ocean, NJ; WHTK - 107.3FM/1280AM - Rochester, NY; WTMM - 104.5FM - Albany, NY

ANTI-BULLYING AWARENESS DAY

The Jets and STOMP Out Bullying will host their second Anti-Bullying Awareness Day on November 27, 2016, at MetLife Stadium. This event is designed to tackle bullying by increasing awareness of all forms of bullying, promoting STOMP Out Bullying's mission of reducing and preventing bullying, and most importantly, providing resources to those who need help.

Anti-Bullying Awareness Day will include a \$35,000 donation and check presentation to STOMP Out Bullying. Additionally, the team will donate \$1, up to \$10,000, when fans use **#JetsTackleBullying** on Twitter and Instagram between now and Sunday.

Other Anti-Bullying Awareness day items include debuting the team's new public service announcement featuring Jets players in STOMP Out Bullying's "No Matter" Campaign on video boards throughout the stadium, hosting 100 students, teachers and staff from Memorial Junior School in Whippany, NJ, to honor their commitment to anti-bullying at their school and continuing the season-long Upstander of the Week program by featuring a student in stadium that has helped someone who was being bullied.

TEN YEARS OF THE FLIGHT CREW

To celebrate the 10-year anniversary of the Jets Flight Crew, 120+ Flight Crew alumni and current members will perform at halftime.

PRONUNCIATION GUIDE

JUSTON Burris..... Justin
Joe DANNA DAN-ah
Dakota DOZIER..... DOUGH-jer
LACHLAN Edwards LOCK-lan
Quincy ENUNWA ee-NOON-wah
BRENO GIACOMINI BREN-oh JAH-cuh-MEE-nee
Ben IJALANA EYE-juh-LAH-nuh
DARRON Lee Darrin
Kevin PATULLO pa-TOO-low
CHARONE Peake cha-RON
BILAL Powell buh-LAHL
Tanner PURDUM PER-dum
Brent QVALE KWAH-lee
Buster SKRINE Screen

COMMUNICATIONS CONTACTS

Communications Department Twitter Handle: **..@NYJetsPR**

Eric Gelfand egelfand@jets.nfl.com (973) 549-4577
 Bruce Speight bspeight@jets.nfl.com (973) 549-4690
 Jared Winley jwinley@jets.nfl.com (973) 549-4683
 Meghan Gilmore mgilmore@jets.nfl.com (973) 549-4684
 Nick Filis nfilis@jets.nfl.com (973) 549-4857
 Cait Cohn ccohn@jets.nfl.com (973) 549-4685
 Chuck Kingsbury ckingsbury@jets.nfl.com (973) 549-4685
 Ali Marrano amarrano@jets.nfl.com (973) 549-4685
 Ross Wyszomierski rwyszomierski@jets.nfl.com (973) 549-4685



METLIFE STADIUM AT A GLANCE

Venue Size:	2.1 million square feet
Capacity:	82,500, capability for 90,000 for non-football major events
Surface:	Synthetic Turf; UBU Sports, Speed SM-5
Suites:	222; on four separate levels
Suite Capacity:	16-24 seats
Club Seating Capacity:	10,000 seats
Clubs:	Coaches Club, Commissioner's Club, MetLife 50 Club, Chase Club, Toyota Club
Suite Designer:	David Rockwell Group
Parking:	More than 28,000 spaces
Transportation:	NJ TRANSIT Meadowlands Rail Service, located at the MetLife Sports Complex, delivers fans directly to the front door of the Stadium from New York's Penn Station and Newark's Penn Station in approximately 20 minutes.
Architects:	360 Architects, Ewing Cole, David Rockwell and Bruce Mau Designs
Food Service/ Merchandise Partner:	Delaware North Companies (Sportsservice)

AWARDS & ACCOLADES

- **Woody Johnson** honored by the Natural Resource Defense Council (NRDC) in 2013 as a leader in the professional sports' greening movement and his commitment to building and operating a sustainable stadium.
- Ranked No. 1 Highest Grossing Stadium in the world for non-NFL events in 2010 & 2012 - 2015 by Billboard Magazine; #1 in the U.S. in 2011. The Stadium has topped the industry charts annually since opening.
- MetLife Stadium has played host to the Top Grossing Worldwide Tours of 2010, 2011, 2013, 2014 & 2015: Bon Jovi, U2, Bon Jovi, One Direction and Taylor Swift, respectively. (2012, Bruce Springsteen & the E Street Band had the No. 2 Worldwide Tour) – Pollstar.
- The 2011 and 2014 Facility of Merit for Safety and Security Award (nominated by the NFL) by the National Center for Spectator Sports Safety and Security (NCS4) at the University of Southern Mississippi.
- International Association of Venue Managers (IAVM) - 2014 Venue Excellence Award.
- MetLife Stadium is the first NFL stadium to receive SAFETY Act certification by the US Department of Homeland Security (December 2013).
- In 2011, MetLife Stadium was ranked No. 1 for safety by Security magazine's "Security 500" in the Arenas/Stadiums/Leagues/ Entertainment division.
- In May 2010, the NFL awarded Super Bowl XLVIII to MetLife Stadium, marking the first time the game has been awarded to an outdoor, cold-weather stadium.
- "Outstanding Achievement in Recycling" – New Jersey Department of Environmental Protection (2010).
- The EPA (U.S. Environmental Protection Agency) named MetLife Stadium the "Greenest Stadium" in the NFL (2009).
- Member of the Green Sports Alliance.
- Top Stop of the Decade by Venues Today (Highest gross & attendance – includes Giants Stadium).
- The Stadium received FIFA's highest ratings during technical inspection.





PROBABLE STARTERS

OFFENSE

WR 15 BRANDON MARSHALL 11th SEASON
Became the 20th player in league history to surpass 900 career receptions after posting 8 for 114 yards and a TD at PIT (10/9). Now has 12 100-yard performances as a Jet.

TE 82 BRANDON BOSTICK 3rd SEASON
Third-year player who spent part of last season on the Jets practice squad. Has appeared in all 10 games, making 4 starts.

LT 71 BEN IJALANA 6th SEASON
Started 5 of the first 8 games at RT, and last two weeks at LT. Part of an offensive line that has produced 151.3 yards per game and 5 touchdowns rushing the last 4 weeks despite starting 7 different players due to injury.

LG 77 JAMES CARPENTER 6th SEASON
Joined the team as a UFA last year. Part of an offensive line that has produced 151.3 yards per game and 5 touchdowns rushing the last 4 weeks despite starting 7 different players due to injury.

C 74 NICK MANGOLD 11th SEASON
Longest-tenured Jet is in his 11th season. Has been selected to seven Pro Bowl games, including each of the last three seasons. Departed game vs. BLT (10/23) with an injury, missing the last three games.

RG 67 BRIAN WINTERS 4th SEASON
Returned at ARZ (10/17) after missing the previous week with a concussion. Part of an offensive line that has produced 151.3 yards per game and 5 touchdowns rushing the last 4 weeks despite starting 7 different players due to injury.

RT 68 BRENO GIACOMINI 9th SEASON
Joined the Jets in 2014, starting 32 straight until this season. Part of an offensive line that has produced 150 yards per game and 4 touchdowns rushing since returning from the PUP list at CLV (10/30).

WR 81 QUINCY ENUNWA 2nd SEASON
Second on the team with 38 receptions this season. Posted a career-high 93 yards at CLV (10/30). Scored on a 69-yard catch and run vs. BLT (10/23), the longest reception of his career.

WR 11 ROBBY ANDERSON ROOKIE
2016 undrafted free agent who has caught 22 passes for 270 yards this season, starting 6 of the 10 games he has played. Gained 30 yards on his first NFL carry and caught a career long pass for 52 yards in the last game vs. LA (11/13).

QB 14 RYAN FITZPATRICK 12th SEASON
Missed the previous game vs. LA (11/13) with an injury. Led go-ahead touchdown drives in the second half of each of his last three starts.

RB 22 MATT FORTÉ 9th SEASON
Has posted 8 total touchdowns this season, tied for the 7th most in the league, including 5 in the last four weeks. Has posted 90+ yards rushing in five games this season, including each of the last two. His 5 performances of 90+ yards are tied for the 3rd most in the league this season.

KEY RESERVES

WR 17 CHARONE PEAKE ROOKIE
Posted career highs in catches (5) and yards (43) at ARZ (10/17). Scored on a 42-yard fumble recovery vs. SEA (10/2).

RB 29 BILAL POWELL 6th SEASON
Currently 3rd on the team with 36 receptions (for 240 yards). Gained a season-high 76 yards rushing at CLV (10/30), including a 35-yard TD. Scored on a hook-and-lateral from Brandon Marshall (the first career TD for Bryce Petty) in the last game vs. LA (11/13).

KICKER

K 2 NICK FOLK 10th SEASON
Has connected on 16-of-18 field goals (88.9%). At MIA (11/6), converted all 3 attempts, matching a season high.

DEFENSE

DL 96 MUHAMMAD WILKERSON 6th SEASON
Returned at CLV (10/30) after missing the previous week with an injury and posted a 6-yard sack of Josh McCown. tied for second on the team with 8 tackles for loss this season.

DL 99 STEVE McLENDON 7th SEASON
Through 10 games in 2016 has already established new career highs in total tackles (34) and sacks (3.5) surpassing the numbers he set in 2012 and 2013, respectively.

DL 92 LEONARD WILLIAMS 2nd SEASON
Leads the team with 6.0 sacks, tied for first with 16 quarterback hits and 2 forced fumbles. Second with 55 tackles and 8 tackles for loss.

DL/OLB 91 SHELDON RICHARDSON 4th SEASON
Registered his first full sack of the season, bringing down Joe Flacco vs. BLT (10/23). Recovered a QB Ben Roethlisberger fumble in the red zone at PIT (10/9).

ILB 52 DAVID HARRIS 10th SEASON
Returned to the lineup vs. BLT (10/23) after missing his first game, snapping a streak of 121 consecutive regular season starts dating back to 2008. Leads team in tackles with 58 this season after posting a season high 13 vs. LA (11/13).

ILB 50 DARRON LEE ROOKIE
Returned to the lineup vs. LA (11/13) after missing the previous three games with an injury. Has posted season totals of 36 tackles, starting 3-of-7 games this season.

OLB 48 JORDAN JENKINS ROOKIE
Started in 6-of-8 games since making his NFL debut at KC (9/25). Has registered 22 tackles, including 3 for loss this season.

CB 41 BUSTER SKRINE 6th SEASON
Returned at MIA (11/6) after missing the previous game with an injury. Registered his first INT of the season, returning the ball 51 yards (longest of his career), vs. BLT (10/23). Posted his 2nd-career sack, dropping Russell Wilson for a 14-yard loss vs. SEA (10/2).

CB 24 DARRELLE REVIS 10th SEASON
Earned Pro Bowl selections in seven of his last eight seasons, including after a 2015 season that saw him return to the Jets and register nine takeaways (five interceptions and four fumble recoveries), the most among NFL cornerbacks.

SS 25 CALVIN PRYOR 3rd SEASON
In his second season (2015), established career highs in starts (12), tackles (71) and passes defended (six) and recorded the first three takeaways of his career (two interceptions, one forced fumble).

FS 21 MARCUS GILCHRIST 6th SEASON
Registered INTs in consecutive games for the first time in his career, including one at CLV (10/30). Forced RB Spencer Ware to fumble at the goal line that went through the end zone giving the Jets possession against KC (9/25).

KEY RESERVES

LB 55 LORENZO MAULDIN 2nd SEASON
Registered the first INT of his career at CLV (10/30) when he dove for a tipped pass at the CLV 8 with under 5:30 to play in the fourth quarter and the Jets up by one score. Has registered half sacks in each of the last 2 games.

LB 51 JULIAN STANFORD 3rd SEASON
Started each of the last three weeks and was the co-leader in tackles vs. BLT (10/23) and at CLV (10/30), recording a career high 10 in his first start with the Jets at CLV (10/30). Has seen time on the active roster (7 weeks) and practice squad (3 weeks) this season.

CB 20 MARCUS WILLIAMS 3rd SEASON
Missed the last game vs. LA (11/13). Registered interceptions in consecutive games to open the season. Tied for the team lead with 5 PDs this season.

PUNTER

P 4 LACHLAN EDWARDS ROOKIE
Has punted 48 times, placing 15 inside the 20-yard line, averaging 42.9 yards per punt. Pinned CLV (10/30) at the 1-yard line late in the fourth quarter, with the ensuing drive resulting in a turnover that led to a Jet 11-pt lead.



TOTAL DEFENSE	17th	355.2
PASSING DEFENSE	15th	252.1
RUSHING DEFENSE	17th	103.1
TURNING DEFENSE	3rd	18.0
SACKS		
1-16th		21.0
DOWN DEFENSE	21st	40.9%
NO ZONE DEFENSE	19th	56.3%
TOTAL OFFENSE	6th	387.1
PASSING OFFENSE	6th	268.8
RUSHING OFFENSE	11th-6th	118.3
TURNING OFFENSE	6th	27.1
SACKS ALLOWED		
11th-9th		20.0
DOWN OFFENSE	2nd	48.5%
NO ZONE OFFENSE	5th	64.9%
TAKEAWAYS	27th	9
GIVEAWAYS		
11th-6th		8

STATISTICAL LEADERS (2016)

PATRIOTS	No.
Brady	70.4%
Brady	1,915
Brady	123.3
Blount	802
Blount	12
Edelman	56
Three Tied	4
Blount	833
Blount	46
Chung	60
Sheard	3.5
Three Tied	1
Eight Tied	1
Ebner	8
Amendola	8.9
Jones	22.3
Blount	72
Gostkowski	69

6



53-57-1 Overall (Postseason 1-2) / 29-26 Home (Postseason 0-1) / 24-31-1 Away (Postseason 1-1)												(Formerly Boston Patriots)			
9/17/60	BOSTON	L	24-28	33-13				12/13/87	at New England	L	20-42	12/22/02	at New England	W	30-17
11/11/60	at Boston	L	21-38	10/13/74	NEW ENGLAND	L	0-24	9/04/88	at New England	L	3-28	9/21/03	at New England	L	16-23
9/09/61	at Boston	W	21-20	11/17/74	at New England	W		11/13/88	NEW ENGLAND	L	13-14	12/20/03	NEW ENGLAND	L	16-21
10/01/61	BOSTON	W	37-30	21-16				9/10/89	NEW ENGLAND	L	24-27	10/24/04	at New England	L	7-13
10/6/62	BOSTON	L	14-43	10/5/75	NEW ENGLAND	W	36-7	11/5/89	at New England	W		12/26/04	NEW ENGLAND	L	7-23
11/30/62	at Boston	L	17-24	12/7/75	at New England	W	30-28	27-26				12/4/05	at New England	L	3-16
9/8/63	at Boston	L	14-38	10/18/76	at New England	L	7-41	9/30/90	at New England	W	37-13	12/26/05	NEW ENGLAND	L	21-31
10/5/63	BOSTON	W	31-24	11/21/76	NEW ENGLAND	L	24-38	12/23/90	NEW ENGLAND	W	42-7	9/17/06	NEW ENGLAND	L	17-24
9/27/64	at Boston	L	10-26	10/2/77	NEW ENGLAND	W	30-27	11/17/91	at New England	W	28-21	11/12/06	at New England	W	17-14
10/31/64	BOSTON	W	35-14	10/30/77	at New England	L	13-24	12/15/91	NEW ENGLAND	L	3-6	1/7/07	at New England	L	16-37
11/14/65	at Boston	W	30-20	10/21/78	at New England	L	21-55	10/4/92	NEW ENGLAND	W	30-21		(AFC Wild Card Playoff)		
11/28/65	BOSTON	L	23-27	11/19/78	NEW ENGLAND	L	17-19	11/22/92	at New England	L	3-24	9/9/07	NEW ENGLAND	L	14-38
10/2/66	at Boston	T	24-24	9/9/79	at New England	L	3-56	9/26/93	NEW ENGLAND	W	45-7	12/16/07	at New England	L	10-20
12/17/66	BOSTON	W	38-28	12/9/79	NEW ENGLAND	W	27-26	11/28/93	at New England	W	6-0	9/14/08	NEW ENGLAND	L	10-19
10/29/67	BOSTON	W	30-23	10/5/80	NEW ENGLAND	L	11-21	10/16/94	NEW ENGLAND	W	24-17	11/13/08	at New England	W	34-31 (OT)
11/19/67	at Boston	W	29-24	11/2/80	at New England	L	21-34	12/4/94	at New England	L	13-24	9/20/09	NEW ENGLAND	W	16-9
9/22/68	at Boston	W	47-31	10/11/81	NEW ENGLAND	W	28-24	11/5/95	NEW ENGLAND	L	7-20	11/22/09	at New England	L	14-31
	(at Birmingham, AL)			11/15/81	at New England	W	17-6	12/10/95	at New England	L	28-31	9/19/10	NEW ENGLAND	W	28-14
10/27/68	BOSTON	W	48-14	9/19/82	at New England	W	31-7	11/10/96	NEW ENGLAND	L	27-31	12/6/10	at New England	L	3-45
10/5/69	at Boston	W	23-14	9/18/83	at New England	L	13-23	12/8/96	at New England	L	10-34	1/16/11	at New England	W	28-21
10/26/69	BOSTON	W	23-17	11/27/83	NEW ENGLAND	W	26-3	9/14/97	at New England	L	24-27 (OT)		(AFC Divisional Playoff)		
9/27/70	at Boston	W	31-21	9/30/84	NEW ENGLAND	L	21-28	10/19/97	NEW ENGLAND	W	24-19	10/9/11	at New England	L	21-30
11/22/70	BOSTON	W	17-3	10/28/84	at New England	L	20-30	10/19/98	at New England	W	24-14	11/13/11	NEW ENGLAND	L	16-37
10/10/71	at New England	L	0-20	10/20/85	at New England	L	13-20	12/27/98	NEW ENGLAND	W	31-10	10/21/12	at New England	L	26-29 (OT)
12/12/71	NEW ENGLAND	W	13-6	11/24/85	NEW ENGLAND	W	16-13	9/12/99	NEW ENGLAND	L	28-30	11/22/12	NEW ENGLAND	L	19-49
10/15/72	at New England	W		(OT)				11/15/99	at New England	W	24-17	09/17/13	at New England	L	10-13
41-13				12/28/85	NEW ENGLAND	L	14-26	9/11/00	NEW ENGLAND	W	20-19	10/20/13	NEW ENGLAND	W	30-27 (OT)
10/29/72	NEW ENGLAND	W			(AFC Wild Card Playoff)			10/15/00	at New England	W	34-17	10/16/14	at New England	L	25-27
34-10				9/11/86	NEW ENGLAND	L	6-20	9/23/01	at New England	W	10-3	12/21/14	NEW ENGLAND	L	16-17
10/14/73	at New England	W	9-7	10/12/86	at New England	W	31-24	12/02/01	NEW ENGLAND	L	16-17	10/25/15	at New England	L	23-30
11/11/73	NEW ENGLAND	W		9/21/87	NEW ENGLAND	W	43-24	9/15/02	NEW ENGLAND	L	7-44	12/27/15	NEW ENGLAND	W	26-20 (OT)

SINGLE-GAME RECORDS

MOST RUSHING YARDS

	Player	Att	Yds	Date
1.	John Riggins	32	168	10/15/72
2.	John Riggins	20	152	12/7/75

MOST RUSHING TOUCHDOWNS

	Player	TD	Date
1.	Five Tied, Most Recently		
	Curtis Martin	3	10/15/00

MOST PASSING YARDS

	Player	Cmp/Att	Yds	Date
1.	Ken O'Brien	22/29	386	11/5/89
2.	Joe Namath	22/43	362	10/29/67

MOST PASSING TOUCHDOWNS

	Player	TD	Date
1.	Three Tied, Most Recently		
	Vinny Testaverde	4	12/27/98

MOST RECEPTIONS

	Player	Rec	Date
1.	Bake Turner	11	10/31/64
	Art Powell	11	10/6/62

MOST RECEIVING YARDS

	Player	Yds	Date
1.	Keyshawn Johnson	194	11/23/97
2.	Rob Moore	175	9/30/90

MOST POINTS

	Player	Pts	Date
1.	Five Tied, Most Recently		
	Curtis Martin	18	10/15/00

MOST FIELD GOALS

	Player	FG	Date
1.	Five Tied, Most Recently		
	Nick Folk	4	10/16/14

LONGEST RUSHING PLAY

	Player	Yds	Date
1.	Mark Smolinski	56	9/8/63
2.	Leon Washington	49	12/16/07

LONGEST PASSING PLAY

	Player	Yds	Date
1.	K. O'Brien to W. Walker	88t	11/24/85
2.	*C. Pennington to J. Cotchery	77t	1/7/07

THE LAST TIME

100-YARD RUSHER

By Jets: 107 (21 att. 1 TD), Chris Ivory, 10/16/14
By NE: 136 (27 att. 2 TD), BenJarvis Green-Ellis, 10/9/11

300-YARD PASSER

By Jets: 301 (26-36, 1 TD, 1 INT), Mark Sanchez, 11/22/12
By NE: 355 (34-54, 2 TD, 0 INT), Tom Brady, 10/25/15

3-OR-MORE TD PASSES

By Jets: 3 (26-41, 296, 0 INT), Ryan Fitzpatrick, 12/27/15
By NE: 3 (18-27, 323, 0 INT), Tom Brady, 11/22/12

100-YARD RECEIVING GAME

By Jets: 115 (8 rec. 2 TD), Brandon Marshall, 12/27/15
By NE: 108 (11 rec. 1 TD), Rob Gronkowski, 10/25/15

KICKOFF RETURN FOR TOUCHDOWN

By Jets: 92 yards, Leon Washington, 11/13/08
By NE: 104 yards, Devin McCourty, 10/21/12

*AFC Playoffs

NFL CONNECTIONS

- Jets CB **Buster Skrine** and NE DL **Jabaal Sheard** were both selected by CLV in the 2011 NFL Draft. They went on to play together in CLV for the 2011-14 seasons. NE LB **Barkevious Mingo** also played in CLV from 2013-15.
- Jets LG **James Carpenter** and RT **Breno Giacomini** played on the opposite side of the ball with former SEA teammate and current NE DL **Alan Branch** in 2011-12.
- NE TE **Martellus Bennett** played with Jets K **Nick Folk** in DAL from 2008-09 and with Jets RB **Matt Forté** (2013-15) and WR **Brandon Marshall** (2013-14) in CH.
- Jets DL **Steve McLendon** and NE RB **LeGarrette Blount** played the 2014 season together in PIT.
- Jets RB **Matt Forté** played with NE LB **Shea McClellin** in CHI from 2012-15.
- Jets LB **Julian Stanford**, NE LB **Kyle Van Noy** and NE OL **LaAdrian Waddle** played the 2014 season together in DET.

FORMER JETS

- NE Head Coach **Bill Belichick** served as the Jets assistant head coach/secondary coach from 1997-99. **Belichick** contributed to the 1998 Jets becoming the AFC East Division Champions.
- NE Tight Ends Coach **Brian Daboll** served as the quarterbacks coach for the Jets from 2007-08.
- NE Assistant Special Teams Coach **Ray Ventrone** spent the beginning of the 2007 season on the Jets roster.

FORMER PATRIOTS

- Jets CB **Darrelle Revis** played for the 2014 Super Bowl XLIX Champions, posting 49 tackles, two interceptions, 14 passes defended, one forced fumble and one fumble recovery in 16 games. In the postseason Super Bowl run, **Revis** contributed three tackles, one sack for a loss of 2.0 yards, two passes defended and one interception that he returned for 30 yards.
- Jets Defensive Line Coach **Pepper Johnson** started his NFL coaching career with NE as an assistant linebackers coach (2000). **Johnson** was with NE from 2000-13, where he served as the inside linebackers coach (2001-03), defensive line coach (2004-11) and linebackers coach (2012-13). During his time with NE, **Johnson** helped lead the team to three Super Bowl Wins.
- Jet DL **Anthony Johnson** joined the Jets from the NE practice squad prior to the Week 10 game vs. the Los Angeles Rams.

COLLEGE CONNECTIONS

- Jets LB **David Harris** and NE DL **Alan Branch** were teammates at Michigan for the 2006 season. The Wolverines went on to be 11-2 overall and 7-1 in the Big Ten. In 2006, **Harris** was second in the Big Ten for solo tackles with 73.
- Jets LG **James Carpenter** was teammates with NE LB **Dont'a Hightower** at Alabama in 2009.
- Jets LB **Jordan Jenkins**, NE C **David Andrews** and NE WR **Malcolm Mitchell** played at the University of Georgia from 2012-14.
- Jets DL **Anthony Johnson** and NE LB **Barkevious Mingo** both played at LSU from 2011-12.

COACHING CONNECTIONS

- In 2011, Jets Head Coach **Todd Bowles** served as the MIA interim head coach, during that time NE Tight Ends Coach **Brian Daboll** served as the offensive coordinator. Jets Defensive Coordinator **Kacy Rodgers** served as the MIA defensive line coach (2008-14) and Wide Receivers Coach **Karl Dorrell** served as the quarterbacks coach during the 2011 season with **Daboll** and **Bowles**. Jets Defensive Backs Coach **Joe Dana** served as the MIA assistant defensive backs coach in 2011 as well.
- Two Jets coaches have played under Patriots Head Coach **Bill Belichick** during their NFL careers. Jets Defensive Line Coach **Pepper Johnson** played linebacker for NYG from 1986-1990 when **Belichick** served as the NYG defensive coordinator and secondary coach. **Johnson** went on to play under **Belichick's** first NFL head coach reign in CLV from 1993-95. Jets Assistant Head Coach/Linebackers Coach **Mike Caldwell** also played linebacker for **Belichick** in CLV from 1993-95.
- Jets Tight Ends Coach **Jimmie Johnson** served as the MIN tight ends coach (2006-13), while NE Defensive Line Coach **Brendan Daly** served as the defensive assistant/defensive line coach (2006-08) and Wide Receivers Coach **Chad O'Shea** served as the offensive assistant/wide receivers coach (2006-08).

AREA CONNECTIONS

- Jets RT **Breno Giacomini** hails from Cambridge, MA, which is approximately 31 miles from Gillette Stadium.
- NE DB **Devin McCourty** hails from Montvale, NJ, growing up just 20 miles away from MetLife Stadium.
- NE CB **Logan Ryan** is a native of Voorhees, NJ, which is approximately an hour and a half away from the Atlantic Health Jets Training Center, he also played his college football at Rutgers University.
- NE Linebackers Coach **Brian Flores** is a native of Brooklyn, NY, which is about 15 miles from MetLife Stadium.
- NE Defensive Coordinator **Matt Patricia** was born and raised in Sherrill, NY.
- NE DB **Duron Harmon** played college football at Rutgers University, just 50 miles from the Atlantic Health Jets Training Center.
- NE WR **Chris Hogan** played college football at Monmouth University and is from Ramapo, NJ, just 30 miles from the Atlantic Health Jets Training Center.
- NE RB **Dion Lewis** is from Blairstown, NJ, 50 miles from the Atlantic Health Jets Training Center.



BY THE NUMBERS

2.97

Opponents' rushing yards per carry average versus the Jets through the first five games, the lowest mark allowed in team history since the AFL-NFL merger in 1970.

3

Head coach **Todd Bowles** has oversaw the three lowest single-game opposing rushing outputs allowed in team history.

5

Number of players in NFL history to amass 8,000 yards rushing, 4,000 yards receiving and 20 receiving touchdowns, including RB **Matt Forté**, who reached the mark against BLT (10/23).

6

Two-point conversions converted by RB **Matt Forté** for his career, tied for second-most all-time in NFL history.

Number of 100-reception seasons for WR **Brandon Marshall's** career, the most in NFL history.

Since 2013, the Jets are just the fifth team to record three-or-more 7.0-sack games (LA, NYG, ARZ and KC), after reaching the mark for the third time in the season-opener.

7

Number of RBs in NFL history to produce 9,000 career rushing yards and 500 receptions, including **Matt Forté**, who reached the mark against BLT (10/23).

11

Rushing yards allowed against BTL (10/23), fewest surrendered in a single game in franchise history.

15.2

Percentage of opposing rushing attempts that have resulted in negative yardage, the third-highest percentage in the NFL through 10 games, per radar360.

24

Number of teams WR **Brandon Marshall** has registered a 100-yard receiving performance against, tied for sixth in NFL history.

25

Tackles LB **David Harris** trails Mo Lewis by for second place on the franchise's all-time tackles list.

31

In 2015, **Brandon Marshall** became only the third player in NFL history to record at least 100 catches and 1,500 yards at the age of 31 or older (Jerry Rice & Andre Johnson).

43

Sacks allowed by the Jets since 2015, fourth fewest in the league. Surrendered 22.0 last season, the fewest allowed by the team since allowing a franchise-low 19 in 2001.

51

Tackles-for-loss recorded by the Jets defense in 2016, tied for seventh in the NFL, per radar360.

70

Games in which RB **Matt Forté** has eclipsed 100 scrimmage yards since 2008, the most by any player during that time period.

85.4

Rushing yards per game allowed by the Jets defense this season, fourth in the NFL. The unit has allowed the fewest rushing yards per game since 2015.

117

Number of games it took RB **Matt Forté** to reach 8,000 rushing and 4,000 receiving yards. Second-fastest player in NFL history to reach both milestones (Marshall Faulk – 107).

121

Consecutive regular-season games started by LB **David Harris**, the second-longest streak among active defensive players before it was snapped against ARZ (10/17).

125

Number of games it took RB **Matt Forté** to reach 500 career receptions (10/9/16), the fourth-fewest games needed by a RB to reach the mark in NFL history.

154

Consecutive games WR **Brandon Marshall** has recorded a reception, the second-longest streak among active players (Larry Fitzgerald – 190).

157

Number of games it took WR **Brandon Marshall** to reach 900 career receptions (10/9/16), the third-fewest games needed to accomplish the feat in NFL history.

162

Total passing touchdowns in QB **Ryan Fitzpatrick's** career, most by an Ivy League quarterback in NFL history.

312

Consecutive extra points K **Nick Folk** made to begin his NFL career, the second-longest streak in league history (Rian Lindell – 321).

342

Rushing yards allowed by the Jets defense through the first five games of the season, the lowest total in franchise history since the AFL-NFL merger in 1970.

493

Number of total yards the Jets offense recorded against BUF, the most under head coach **Todd Bowles** and fifth-most by the team since 1998.

510

Career receptions for RB **Matt Forté**, tied for 10th on the all-time receptions by a running back list.

787

Receiving yards recorded by **Brandon Marshall** against NE, 10th most in NFL history since the AFL-NFL merger.

922

Number of receptions WR **Brandon Marshall** has totaled throughout his career. Passed Torry Holt for 19th on the all-time receptions list against MIA (11/6).

1970

Against BUF, the Jets produced a 300-yard passer, 100-yard rusher and two 100-yard receivers for the second time since 1970.

TODD BOWLES

"The biggest thing with him I think in the locker room is he's really respected and his message really rings true with the veteran guys. He's a guy that's played the game, that's been through a lot of adverse situations, as a player and coach. So for him being able to speak from experience on both sides of it, I think is really helpful for the players to respect him and to listen to it."

--QB **Ryan Fitzpatrick**

"When I met him at Temple, he was one of the smartest players I've ever seen. He took that to NFL and had a great career and I always hoped he would get in coaching because I thought he would be a great one and as he progressed through the ranks, I got to work with him in Cleveland and saw what I knew was going to be a great coach some day and a head coach. Did a great job as interim in Miami, got the opportunity here and frankly, wouldn't have taken the job without him and I always felt like I would be working for him, because I thought he would start long before I ever go to be a head coach."

--Arizona Cardinals Head Coach **Bruce Arians**

WR ROBBY ANDERSON

"He's got great speed, I think he showcased that a little bit in the game, he does every day on the practice field. He's got really good hands...he's just got soft hands, he brings everything in. The touch-down catch that he made over the defender, I thought he made it look easy and that's kind of what jumped out to me, he made such a difficult catch look like an easy one. He's got a good little swagger to him that I hadn't really seen that you see in games come out a little bit."

-- QB **Ryan Fitzpatrick**

WR QUINCY ENUNWA

"He's a jack of all trades. He's like the Dennis Rodman on our team. He gets the rebounds, he dives on the floor for loose balls, he does a bunch of things. He can be a wideout, he can be an H-back, he blocks, he catches, he runs deep, he runs short."

-- Head Coach **Todd Bowles**

"With Quincy, he is playing with so much confidence. That is a guy that has really grown up the last two years. He wants the ball, he wants to make those plays which sometimes sounds silly - everybody wants to make plays like that - but he has really got his confidence level up. He wants to be that guy and he has really come through this year for us. We expect a lot out of him and expect him to continue doing it."

-- QB **Ryan Fitzpatrick**

"I think he's worked on his craft. He's worked on his hands every day in the offseason. He's worked on his feet. He's worked on his route running. Quincy is a tireless worker, and a lot of the things you see that he's doing now is paying off from the offseason. And I think Justus (Galac), our strength coach, has done a great job with him as far as getting his footwork together and him playing with more balance."

10 Head Coach **Todd Bowles** on where Enunwa has developed

LB DAVID HARRIS

"David's probably the most underrated guy over there, but he's the glue that keeps everybody together over there. He does everything. Not only just mentally, he makes plays. He makes a ton of plays. They're probably not flashy, like you see (Muhammad Wilkerson) and you see (Darrelle) Revis and the rest of those guys. But, David keeps that core intact. David understand the game. He's our coach on the field. Without him, I don't know where we'd be."

-- Head Coach **Todd Bowles**

(David Harris) is always, to me, our leader. He's our captain. So goes him, so goes us in a lot of ways. He gets us lined up. We know we're going to be in the right defense. He steadies the ship when he's in the game. In so many ways I think he's invaluable."

-- Defensive Coordinator **Kacy Rodgers**

RB MATT FORTÉ

"He's a good football player. He's a workhorse. He's done all of the little things right, even the hard, grind-out runs to things opening up at the end and we stayed with it and we stayed with him. He got some things done at the end."

-- Head Coach **Todd Bowles**

"His production speaks for itself. For a guy to play at that high of a level for that many years that's pretty incredible in this league. Just hearing stories, too, from former teammates that played with him about his work ethic. He's been nothing but impressive since he's been here. The way he approaches the game, I think he'll fit in the huddle really well. He's got a calm demeanor about him. He goes about things the right way. I've been really impressed so far. It's going to be great to have him out there."

-- QB **Ryan Fitzpatrick**

"The thing I like most is that it adds versatility to the offensive group. Here's the thing. Defenses always try to key in on formations and different personnel groups. But when Matt Forté is in the game, they cannot do that because he's equally effective coming out of the backfield [on pass patterns] as he is carrying it. [Defenses] can't really play those games with this group. The way Chan Gailey runs his offense, we have no idea what Matt is going to be doing."

-- Retired RB **LaDainian Tomlinson** on what Forté brings to the offense (credit: Newsday)

C-NICK MANGOLD

"He's been great, it's the way he carries himself. He doesn't see himself as a 10-year-plus veteran. He practices every day, he takes notes every day, he's at meetings on time, he gets treatment when he has to get treatment, he's at lift on time. When someone is doing the same thing, what rookies should be doing every day in their 11th year, you've got to respect that right now. He gives advice when he needs to give advice, he takes people under his wing, he does all the right things. We have a lot of people that do that so I'm happy about that."

-- Head Coach **Todd Bowles** on Mangold's leadership



WR BRANDON MARSHALL

"I think Brandon Marshall, when it's said and done, is definitely going to be a Hall of Famer."

-- Hall of Fame WR **Michael Irvin**

WR JALIN MARSHALL

"I think he is tremendous with his work ethic, he's obviously physically talented, he's got speed, he's got the ability to catch the ball, he's versatile, he knows both positions all ready and just the way he attacks it in the meeting rooms, and watching film. He's asking questions, he's answering them, he's on top of it and I love when a young guy comes in, and is a sponge of the game, wants to learn everything and figure out what his craft is. That's how you have success in this league because physically, everyone's got it. It's mentally that kind of separates you and keeps the longevity of your career."

-- WR **Eric Decker**

LB LORENZO MAULDIN

"He's better mentally. He has a better grasp of the system. He understands, positionally, things he has to do to drop and rush, and he understands how people are trying to block him. So from that standpoint, he's matured some."

-- Head Coach **Todd Bowles** on how Mauldin has developed

CB DARRELLE REVIS

"He's been great at sharing. He has a good way of teaching and making them understand it without going through a whole lot of detail. He puts them in position on the field and makes them see things that they wouldn't normally see so he's been good."

-- Head Coach **Todd Bowles** on how Revis shares his knowledge

CB BUSTER SKRINE

"The thing I love about Buster is he's so competitive and he's very coachable. He absorbs everything; he takes it in. A lot of guys at this level that think they know it all. The one thing about our room is that our guys are very coachable, and that's one of the things that stands out about Buster. He always comes to practice every day with a lot of energy. Sometimes you have to drag stuff out of players—he's not that guy. He comes to work every day, he busts his butt, and you know what you're going to get from him. He's a good pro."

-- Assistant Cornerbacks Coach **Daylon McCutcheon**

DL MUHAMMAD WILKERSON

"Other than talent? He's a talented guy. He's big, he's fast, he's strong. He can two-gap, he can one-gap, he's quick. He's rare. There are some people like that in the league but not many. I'm sure there are about 10 or 12 of them in the league that look like that but not many of them. He's got a special talent and a special gift."

-- Head Coach **Todd Bowles** on what distinguishes Wilkerson

G BRIAN WINTERS

"From the 18 months since I've been here, Brian has gotten better and better, and has had an outstanding training camp. He's gotten better and better and hopefully he continues to do so."

-- Offensive Line Coach **Steve Marshall**

"Confidence is a big thing with him. You can see that as he played more and more last year. He really got in a groove. From day one, when I came back, his confidence was there. He's a tough player, he's fun to have in the huddle, and he's fun to have on your team. He's just going to continue to improve and get better because he puts the work in."

-- QB **Ryan Fitzpatrick**

C WESLEY JOHNSON

"Wes did a really nice job. With a new center, more so than blocking or any of that stuff, for me, (it's about) how the procedure went with him. A lot of it felt normal and natural. I think he did a really nice job. Wes does a good job communicating. Maybe over communicating at times, but he does a nice job of getting those guys on the same page and working with me. He spent a lot of time during the week with that too, just talking, whether it was during practice or in a meeting room. I was really happy. I thought it was smooth, especially being a road game with all of the communication that has to occur with him in a hostile environment, with not having an easy time listening or hearing. I thought he did a nice job."

-- QB **Ryan Fitzpatrick** on playing center

RB BILAL POWELL

"We keep each other fresh. When Powell is able to break off some runs, the defense can't slack off. They don't know if he's going to catch or run the ball. We're able to keep the defense on its toes at all times. When he's on the field, I'm able to get a good rest and be able to be fresh in the fourth quarter."

--RB **Matt Forté** on how Powell betters the offense

KEY PERFORMANCES

- In his second career game against NE (10/26/14), RB **Matt Forté** rushed for 114 yards on 19 carries and added six receptions for 54 yards and a receiving touchdown as a member of CHI.
- WR **Brandon Marshall** has recorded 100-or-more receiving yards in three of his nine career games against NE. Marshall hauled in eight receptions for 115 yards and two touchdowns against NE (12/27/15) in his first season with the Jets. In his career against NE, **Marshall** has totaled 52 receptions for 787 receiving yards and five touchdowns.
- In 17 career games against NE, LB **David Harris** has totaled 4.5 sacks, including 10 tackles for loss, while the tandem of DL **Muhammad Wilkerson** and **Sheldon Richardson** have combined for 5.0 career sacks.
- In his career against NE, QB **Ryan Fitzpatrick** has thrown for more than 300 yards four times, including a high of 369 as a member of BUF (09/25/11). In the second contest against NE in 2015, **Fitzpatrick** threw for 296 yards and three touchdowns on 26-of-41 passing (63.4 percent).

CONTAINED CARRIERS

Through 10 games, the Jets defense has remained stout against opposing rushing attacks, a hallmark of defenses under head coach **Todd Bowles**. Entering Week 12, the unit has allowed the fourth-fewest rushing yards per game (85.4) and the second-lowest rushing average (3.49).

Opponent Rushing, 2016

Team	Rushing Yds./G	Rank	Rush Avg.	Rank
BLT	76.0	1.	3.39	1.
CAR	81.8	2.	3.50	3.
DAL	84.4	3.	4.24	4.
NYJ	85.4	4.	3.49	2.

NEGATIVE RUSHES

The Jets defense has experienced success against the run due in part to the unit's ability to force opponents into negative yardage runs. Of the 245 rushing attempts against the Jets this season, 15.2 percent have resulted in negative yards, the fifth-highest percentage in the league, per radar360, while opposing rushing attacks have rushed for negative 99 yards.

Opponent Rushing for Negative Yardage, 2016

Rank	Team	Rush Att.	Neg. Rush	Neg. Rush Yds.	Neg. Rush %
1.	SD	226	37	-85	16.6
2t.	GB	245	39	-102	16.5
2t.	DAL	199	32	-74	16.2
4.	PHI	237	36	-117	15.8
5.	NYJ	245	35	-99	15.2

HOMESTAND

Under the guide of **Bowles** and defensive coordinator **Kacy Rodgers**, the Jets defense has been equally impressive against opposing rushing attacks in 12 home games since 2015. The unit has allowed the fewest rushing yards per game average (72.1), the fewest rushing touchdowns allowed (two) and a 3.22 rushing yards per carry average.

Rushing Defense (Home Games), Since 2015

Rank	Team	Rush Yds./G	Rk.	TDs	Rk.
1.	NYJ	72.1	1st	2	1st
2.	BLT	78.8	2nd	8	t-13th
3.	CAR	79.9	3rd	6	t-7th
4.	ARZ	85.2	4th	8	t-13th
5.	NE	87.8	5th	5	t-5th

SHUT IT DOWN

Against BLT in Week Seven, the Jets defense allowed a meager 11 rushing yards on 12 attempts, the lowest single-game output allowed in team history. It marked the fewest rushing yards allowed in a game since the defense surrendered 12 rushing yards on nine carries to MIA (11/29/15). The Jets under **Bowles** and **Rodgers** have produced the three lowest single-game rushing totals in franchise history.

Fewest Rushing Yds. Allowed in a Single Game, Franchise History

Date	Rushing Yds. Allowed	Opponent
10/23/16	11	Baltimore
11/29/15	12	Miami
10/25/15	16	New England
10/12/86	17	New England
10/10/64	17	Oakland

The Jets also set a franchise mark for the lowest yards per carry average, limiting BLT to 0.92 per rush, besting the previous franchise-low of 1.33 set in 2015 (11/29 at MIA).

Lowest Rushing Average Allowed in a Single Game, Franchise History

Date	Yards Per Carry	Opponent
10/23/16	0.92	Baltimore
11/29/15	1.33	Miami
11/22/70	1.35	Boston (Patriots)
11/17/85	1.38	Tampa Bay
09/13/10	1.40	Baltimore

FIVE-GAME STRETCH

Through the first five games of the season, the defense surrendered 342 rushing yards on 115 carries, a total that ranks as the fewest in franchise history since the AFL-NFL merger 1970. The unit also allowed a franchise-low 2.97 yards per carry average during the stretch.

Rushing Yds. Allowed Through First Five Games, Since 1970

Rank	Year	Rush Att.	Rush Yds.	Rush TDs
1.	2016	115	342	1
2.	2008	120	345	7
3.	1993	120	374	4
4.	2015	118	413	1
5.	2014	125	415	2

Teams under **Bowles** and **Rodgers** are now responsible for two of the lowest rushing output totals allowed through the first five games of a season in team history.

60-OR-LESS

Under **Bowles** and **Rodgers**, the Jets rank first against opposing run games since last season, having allowed a league-low 84.2 yards per game. Over that time, the unit has managed seven games in which it has surrendered 60 or fewer rushing yards, tied for third in the NFL.

60-or-Fewer Rushing Yards Allowed (Games), Since 2015

Rank	Team	No. of Games
1t.	SEA	8
1t.	PIT	8
3t.	NYJ	7
3t.	ARZ	7
3t.	PIT	7
6t.	GB	6
6t.	HOU	6
6t.	CAR	6

Through 10 games this season, the Jets are one of nine teams to have allowed 60-or-fewer rushing yards in at least two home games, having accomplished the feat in the season-opener against CIN and most recently against BTL in Week Seven.



THE ROTATION

Through 10 games, the Jets have used nine unique starting lineups on defense to combat opposing rushing and passing attacks, tied for most in the NFL, per NFL GSIS. In addition, 11 different lineup combinations have defended five-or-more rushing attempts this season, while six of those combinations have allowed 2.75-or-less yards per carry.

Lineup Combinations Against the Run

Plays	YPC	First Downs	Touchdowns
12	2.67	3	0
11	2.27	4	0
5	1.80	3	0
5	2.60	1	0
5	0.60	3	0
5	-2.00	1	0

SITUATIONAL FOOTBALL

Over the past two seasons, **Bowles'** offensive and defensive units have consistently ranked among the league's best in several situational categories, including opponent rushing and red zone offense.

Offense, Since 2015

Statistic	Rank	No.
Red Zone	14th	55.7%
Third Down	12th	39.9%
Giveaways	t-26th	44
Rushing Offense	8th	116.5

Defense, Since 2015

Statistic	Rank	No.
Red Zone Defense	2nd	42.6%
Third Down Defense	3rd	35.3%
Takeaways	t-11th	39
Rushing Defense	1st	84.2

HOME COOKIN'

Pressuring opposing quarterbacks has been a strength of the Jets' defense this season, particularly in home games. In four such contests this season, the Jets have tallied 14.0 sacks, a total that ranks tied for seventh in the NFL. In home games since 2015, the unit has totaled 38.0 sacks.

Total Sacks at Home, Since 2015

Rank	Team	Sacks	Def. Sack Yards
1.	CAR	46.0	316.0
2t.	HOU	39.0	251.0
2t.	DEN	39.0	280.0
4.	NYJ	38.0	264.0
5.	Four Tied	36.0	

LUCKY 7s

On opening day, the defense recorded 7.0 sacks for the 10th time since 1982 and for the third time since 2013. The sack total is the highest under head coach **Todd Bowles**. In addition, only four other teams in the past four seasons have recorded 7.0 sacks three-or-more times:

Seven-or-More Sacks in a Game, Since 2013

Team	No. of Games	Year(s)
LA	4	2013 (2), 2014 (2)
NYJ	3	2013-14, 2016
NYG	3	2014 (3)
KC	3	2013-14 (2)
ARZ	3	2013-15

REACHING THE CENTURY MARK

Since 2015, the Jets offense led by WR **Brandon Marshall** has produced the fifth-most 100-yard receiving games in the NFL. Through 10 games this season, the offense has produced three such performances.

Most 100-Yard Receiving Performances, Since 2015

Rank	Team	No. of Performances
1.	PIT	20
2.	ATL	18
3.	NE	17
4t.	OAK	15
4t.	JAX	15
6t.	NYJ	14
6t.	NO	14
6t.	ARZ	14
9.	NYG	13

BRANDON MARSHALL

After the 2015 campaign saw him record the second-most 100-yard receiving games in a single season (10) in NFL history, **Marshall** continues to be a source of production on offense. **Marshall** has eclipsed the century mark twice this season, giving him 46 career games of 100-or-more receiving yards.

Most 100-Yard Games, NFL History

Rank	Player	Games
1.	Jerry Rice*	76
2.	Randy Moss	64
3.	Marvin Harrison*	59
4t.	Andre Johnson	51
4t.	Terrell Owens	51
4t.	Steve Smith+	51
7.	Don Maynard*	50
8t.	Torry Holt	47
8t.	Michael Irvin*	47
10t.	Calvin Johnson	46
10t.	Jimmy Smith	46
10t.	Brandon Marshall+	46

*Hall of Fame Inductee, + Active Player

MARSHALL LAW

Since joining the Jets in 2015, **Marshall** has been one of the league's most productive receivers at home. **Marshall** has totaled 67 receptions for 895 receiving yards and 11 receiving touchdowns, a total that ranks tied for second in the NFL.

Most Receiving TDs at Home, Since 2015

Rank	Player	Team	Touchdowns
1.	Antonio Brown	PIT	12
2t.	Brandon Marshall	NYJ	11
2t.	Three Others Tied		

0 TO 900

With eight receptions at PIT (10/9), **Marshall** surpassed 900 catches for his career to become the 21st player in NFL history to reach the mark. The 10-year veteran now ranks 20th on the all-time receptions list and just 14 receptions shy of 19th place (Torry Holt - 920). In addition, **Marshall** reached the milestone in his 157th career game, the third-fewest games needed to accomplish the feat in league history.

Fastest WRs to 900 Career Receptions, NFL History

Player	Team	Games
Marvin Harrison	IND	149
Andre Johnson	HST	150
Brandon Marshall	NYJ	157

TOTAL TOUCHDOWNS

Since entering the league in 2006, **Marshall** has consistently found his way to the end zone. Among active leaders, **Marshall** ranks sixth in total touchdowns and third among wide receivers.

Total Touchdowns, Active Players

Rank	Player	Total Touchdowns
1.	Antonio Gates (SD)	107
2.	Larry Fitzgerald (ARZ)	103
3.	Adrian Peterson (MIN)	102
4.	Frank Gore (IND)	89
5.	Steve Smith, Sr. (BLT)	86
6.	Brandon Marshall (NYJ)	81

CONSECUTIVE CATCHES

With a reception against LA (11/13), **Marshall** extended his streak of consecutive games with a catch to 154, the second-longest active streak in the NFL. **Marshall** trails only ARZ's Larry Fitzgerald (190).

Consecutive Games with a Catch, Active Leaders

Rank	Player	No. of Games
1.	Larry Fitzgerald (ARZ)	190
2.	Brandon Marshall (NYJ)	154
3.	Steve Smith (BLT)	137
4.	Jason Witten (DAL)	129
5.	Pierre Garçon (WAS)	114

100-OR-MORE

In his first season with the Jets, **Marshall** finished his inaugural campaign with 10 games of 100-or-more receiving yards, the second-most in a single season.

Games of 100-or-more Rec. Yards in a Single Season, NFL History

Rank	Player	Team	Games	Year
1t.	Michael Irvin	DAL	11	1995
1t.	Calvin Johnson	DET	11	2012
2t.	Brandon Marshall	NYJ	10	2015
2t.	Charley Hennigan	HST	10	1961
2t.	Herman Moore	DET	10	1995
2t.	Marvin Harrison	IND	10	2002
2t.	Torry Holt	LA	10	2003

IN A LEAGUE OF HIS OWN

Marshall became the first player in NFL history to record six 100-reception seasons for his career after totaling 115 in his first season with the Jets.

100-Reception Seasons, NFL History

Rank	Player	Seasons	Years
1.	Brandon Marshall	6	07-09,12-13,15
2t.	Andre Johnson	5	06,08-09,12-13
2t.	Wes Welker	5	07-09,11-12
4t.	Jerry Rice	4	90, 94-96
4t.	Marvin Harrison	4	99-02

DECADE OF DOMINANCE

Marshall has established himself among the top wide receivers in the NFL since entering the league as a fourth-round draft selection in 2006. Over the last 10 seasons, **Marshall** ranks at or near the top in every major receiving category:

Receiving Ranks, Since 2006

Receptions	Rk.	Rec. Yards	Rk.	Rec. TDs	Rk.
925	2nd	11,874	2nd	81	2nd

BETTER WITH AGE

In 2015, **Marshall** became just the third wide receiver in NFL history to amass 100 receptions and 1,500 receiving yards at the age of 31 or older, joining two of the NFL's most prolific wide receivers.

100 Receptions & 1,500 Rec. Yds. in Single Season (31-or-Older), NFL History

Player	Team	Year(s)
Brandon Marshall	NYJ	2015
Andre Johnson	HST	2012
Jerry Rice	SF	1993,95

GRAND SEASONS

The six-time Pro Bowler owns eight 1,000-yard receiving campaigns, tied with BLT's Steve Smith, Sr. for the most among active players.

Multiple Seasons with 1,000 Rec. Yards, Active WRs

Rank	Player	Team	Seasons
1t.	Brandon Marshall	NYJ	8
1t.	Steve Smith, Sr.	BLT	8
3t.	Anquan Boldin	DET	7
3t..	Larry Fitzgerald	ARZ	7

AROUND THE NFL

One of the NFL's most prolific pass catchers, **Marshall** has recorded a single-game 100-yard performance against 24 different NFL teams. Only five other wide receivers in league history have posted more.

100-Yard Games vs. NFL Teams, NFL History

Rank	Player	No. of Games
1.	Marvin Harrison	27
2.	Torry Holt	26
3t.	Terrell Owens	25
3t.	Andre Johnson	25
3t.	Jerry Rice	25
6t.	Brandon Marshall	24
6t.	Michael Irvin	24
6t.	Calvin Johnson	24
6t.	James Lofton	24
6t.	Randy Moss	24

MATT FORTÉ

Since 2008, **Matt Forté** has recorded a league-high 70 games of 100-or-more scrimmage yards, including a 154-yard performance against BLT in Week Seven. Only Adrian Peterson and LeSean McCoy have produced more than 60 such games during that time.

Most Games of 100-or-More Scrimmage Yards, Since 2008

Rank	Player	No. of Games
1.	Matt Forté	70
2.	Adrian Peterson	63
3.	LeSean McCoy	60
4.	Jamaal Charles	53
5.	Chris Johnson	52

In addition, **Forté** leads the NFL with 27 games of 150-or-more scrimmage yards since 2008. Only three other running backs in the NFL have amassed 20-or-more games of 150-plus total scrimmage yards since 2008.

Most Games of 150-or-More Scrimmage Yards, Since 2008

Rank	Player	No. of Games
1.	Matt Forté	27
2.	Chris Johnson	23
3.	Adrian Peterson	22
4.	Arian Foster	21
5.	Ray Rice	17



ALL-PURPOSE

Since entering the NFL in 2008, **Forté** has been as versatile of a weapon out of the backfield as any other running back. Not only does he lead all active players in total scrimmage yards (13,629), but he's recorded the most games of 100-or-more scrimmage yards (70). Additionally, **Forté** is just one of seven running backs in NFL history to record 1,100-or-more scrimmage yards in each of his first eight seasons:

1,100-or-More Scrimmage Yds. in First Eight Seasons, NFL History

Player	Years
Matt Forté	2008-15
Eddie George	1996-13
Curtis Martin*	1995-02
Barry Sanders*	1989-96
Emmitt Smith*	1990-97
LaDainian Tomlinson	2001-08
Ricky Watters	1992-99

*Hall of Fame Inductee

Most Scrimmage Yards, Since 2008

Rank	Player	Scrimmage Yards
1.	Matt Forté	13,629
2.	Adrian Peterson	12,060
3.	Chris Johnson	11,749
4.	Frank Gore	11,576
5.	LeSean McCoy	11,121

HOME FORTÉ ADVANTAGE

Few running backs have been as productive at home than **Forté**, who leads the NFL in total scrimmage yards in home games since 2012. **Forté** has totaled 150-or-more total scrimmage yards in two of three home games this season, including a 154-yard, two-touchdown performance against BLT (10/23)

Scrimmage Yards at Home, Since 2012

Rank	Player	Scrimmage Yards
1.	Matt Forté (NYJ)	3,861
2.	DeMarco Murray (TEN)	3,673
3.	Antonio Brown (PIT)	3,639
5.	Frank Gore (IND)	3,218
5.	Demaryius Thomas (DEN)	3,327

CLIMBING THE LADDER

After surpassing Hall of Famer Walter Payton on the all-time receptions by a running back list earlier in the year, **Matt Forté** became just the 11th running back in NFL history to amass 500 career receptions, reaching the mark against PIT (10/9). He is two receptions shy of tying Warrick Dunn for 10th all-time.

Career Receptions by a Running Back, NFL History

Rk.	Player	Receptions
1.	Marshall Faulk*	767
2.	LaDainian Tomlinson	624
3.	Marcus Allen*	587
4.	Tiki Barber	586
5.	Ronnie Harmon	582
6.	Roger Craig	566
7.	Emmitt Smith*	515
8t.	Earnest Byner	512
8t.	Herschel Walker	512
10t.	Warrick Dunn	510
10t.	Matt Forté	510

*Hall of Fame Inductee

*Chart excludes fullbacks

In addition, **Forté** became just the fourth running back in NFL history to reach 500 career receptions in 125 games or less, reaching the mark versus PIT (10/9).

Fastest RB to 500 Career Receptions, NFL History

Rk.	Player	Team	No. of Games
1.	Marshall Faulk	LA	112
2.	Roger Craig	SF	118
3.	LaDainian Tomlinson	SD	123
4.	Matt Forté	NYJ	125

RUSHING LEADERS

Forté has eclipsed the century mark in two of his 10 games this season, including a 100-yard performance at home against BLT (10/23), and has posted multiple games of two-or-more rushing touchdowns. **Forté** currently ranks eighth in the NFL in rushing yards.

Rushing Leaders, 2016

Rank	Player	Team	Yards
1.	Ezekial Elliot	DAL	1,102
2.	DeMarco Murray	TEN	1,000
3.	David Johnson	ARZ	863
4.	Melvin Gordon	SD	838
5.	Lamar Miller	HST	824
6t.	Jay Ajayi	MIA	802
6t.	LeGarrette Blount	NE	802
8.	Matt Forté	NYJ	732
10.	LeSean McCoy	BUF	716
10.	Jordan Howard	CHI	682

In addition, **Forté** has reached 90-or-more rushing yards in five games this season, one of only three running backs this season to do so.

Games of 90-or-More Rushing Yards, 2016

Rank	Player	Team	Games
1.	Ezekial Elliot	DAL	8
2.	DeMarco Murray	TEN	6
3.	Matt Forté	NYJ	5

ELITE COMPANY

With his receiving touchdown against BLT, **Forté** became just the fifth player in NFL history to eclipse 8,000 yards rushing, 4,000 yards receiving and 20 receiving touchdowns for his career.

8,000 Rushing, 4,000 Receiving, 20 Receiving TDs, NFL History

Player	Rushing Yds.	Receiving Yds.	Rec. TDs
Marshall Faulk*	12,279	6,875	36
Marcus Allen*	12,243	5,411	21
Thurman Thomas*	12,074	4,458	23
Herschel Walker	8,225	4,859	21
Matt Forté	9,334	4,295	20

*Hall of Fame Inductee

In addition, he became just the seventh RB in NFL history to amass 9,000 rushing yards and 500 receptions for his career, accomplishing the feat with a 100-yard rushing performance against BLT.

9,000 Rushing Yards & 500 Receptions, NFL History

Player	Rushing Yds.	Receptions
Emmitt Smith*	18,355	515
LaDainian Tomlinson	13,684	624
Marshall Faulk*	12,279	767
Marcus Allen	12,243	587
Warrick Dunn	10,967	510
Tiki Barber	10,449	586
Matt Forté	9,334	510

*Hall of Fame Inductee

ONE OF FORTÉ

With two rushing touchdowns against CLV (10/30), **Forté** eclipsed 50 rushing touchdowns for his career to become just the fourth player in NFL history to amass 50 rushing touchdowns, 20 receiving touchdowns and 500 receptions.

50 Rushing Touchdowns, 20 Rec. Touchdowns & 500 Receptions, NFL History

Player	Rushing TDs	Receiving TDs	Receptions
Marshall Faulk*	100	36	767
Marcus Allen*	123	21	587
Herschel Walker	61	21	512
Matt Forté	52	20	510

*Hall of Fame Inductee

DUAL-THREAT

Forté is just one of eight players in NFL history to rush for 1,000 yards and record 500 receiving yards in the same season at least three times, having accomplished the feat for the first time in 2010 and in consecutive seasons from 2013-14.

1,000 Rushing Yds. & 500 Receiving Yds. in Same Season, NFL History

Player	Seasons	Years
Marshall Faulk*	5	94,98-99,00-01
Thurman Thomas*	4	1989-92
Tiki Barber	4	2000,02,04-05
Matt Forté	3	2010, 13-14
Lydell Mitchell	3	1975-77
Marcus Allen*	3	1983-85
Ray Rice	3	2009-11
Priest Holmes	3	2001-03

*Hall of Fame Inductee

ENUNWA'S EMERGENCE

Former sixth-round draft pick WR **Quincy Enunwa** has emerged as a viable option in the passing game this season. **Enunwa** ranks second among Jets receivers in receptions (38) and in yards (534) and first in receiving touchdowns (3). Through 10 games, he's eclipsed his 2015 receiving totals.

Year-by-Year Comparison

Year	Games	Receptions	Receiving Yards	Rec. TDs
2016	10	38	534	3
2015	12	22	315	0

- Enunwa** hauled in his first career touchdown against CIN (9/11) and later paired with WR **Brandon Marshall** against BUF (9/15) to become the first Jets duo since 2000 (Dedric Ward - 73; Richie Anderson - 96) to record 70-or-more receiving yards in the first half of a game.
- Against BLT, **Enunwa** recorded a career-long 69-yard touchdown reception from QB **Geno Smith** in the first quarter. His yardage total in the first quarter was the most by a Jets wide receiver since teammate **Brandon Marshall** recorded 89 receiving yards last season (10/4/15).

POWELL POWER

On third downs this season, RB **Bilal Powell** has been a go-to target for the Jets offense. Through 10 games, the sixth-year running back has recorded 15 receptions on third downs, third-most among running backs in the NFL.

Third-Down Receptions by a RB, 2016

Rank	Player	Team	Rec.
1.	Duke Johnson	CLV	18
2.	David Johnson	ARZ	16
3.	Bilal Powell	NYJ	15
4.	DeMarco Murray	TEN	13
5.	Giovani Bernard	CIN	12

UTILIZING THE UNDRAFTED

Undrafted rookie receivers **Robby Anderson** and **Jalin Marshall** have proven to be key contributors on offense. **Anderson** and **Marshall** have been two of the most productive undrafted rookie receivers through 10 games.

Receiving Leaders (Undrafted Rookie WRs), 2016

Rank	Player	Team	Rec.	Yards	Touchdowns
1.	Robby Anderson	NYJ	22	270	0
2.	Chester Rogers	IND	11	156	0
3.	Jalin Marshall	NYJ	9	134	1
4.	Tommy Lee Lewis	NO	7	76	0

- Against MIA (11/6), **Marshall** set career marks in both receiving yards (59) and touchdowns (one). **Marshall** hauled in an 18-yard touchdown throw from QB Ryan Fitzpatrick late in the fourth quarter.
- Anderson**, after leading the NFL during the preseason in receiving yards, has caught a pass in eight consecutive games. He totaled three receptions for a season-high 69 yards against LA (11/13).
- His receiving yardage in the first half against LA (11/13) was the most by a Jets rookie since Dustin Keller totaled 77 yards against SL (11/09/08).

DAVID HARRIS

Since entering the league in 2007, LB **David Harris** has steadily climbed the list of leading tacklers in franchise history. Despite missing time this season, **Harris** has remained a key figure on defense. Through nine games, the Pro Bowl linebacker has totaled a team-high 58 tackles and two passes defended. He is 25 tackles shy of tying former Jets linebacker Mo Lewis for second on the franchise's all-time tackles list.

All-Time Tackles Leaders, Franchise History

Rk.	Player	Years	Tackles
1.	Kyle Clifton	1984-96	1,471
2.	Mo Lewis	1991-03	1,231
3.	David Harris	2007-Present	1,206

MO MOVES UP

Former first-round pick DL **Muhammad Wilkerson** has been a key cog along the defensive line this season. Through 10 games, the former first-round draft selection has totaled 39 tackles, 2.5 sacks and three passes defended. **Wilkerson** now has 39.0 sacks for his career, a total that ranks near the top in franchise history. In addition, **Wilkerson's** sack total since 2012 (36.0) ranks first among defensive linemen weighing 300-or-more pounds.

Sacks Since 1982, Franchise History

Rank	Player	Sacks
1.	Mark Gastineau	74
2.	Shaun Ellis	71
3.	John Abraham	53.5
4.	Mo Lewis	52.5
5.	Calvin Pace	46.0
6.	Muhammad Wilkerson	39.0

Against ARZ (10/17), **Wilkerson** recorded his third pass break-up of the season and increased his total number of passes defended since 2012 to 23, according to radar360. **Wilkerson's** total ranks third among defensive linemen during that time.

Passes Defended by DL, Since 2012

Rank	Player	PDs
1.	J.J. Watt (HST)	41
2.	Jason Pierre-Paul (NYG)	25
3.	Muhammad Wilkerson (NYJ)	23



A-MO-NG THE AFC

Since 2013, **Wilkerson** has been a force along the defensive line. His sack total over the last four seasons ranks near the top among AFC defensive linemen.

Most Sacks Among AFC Players, Since 2013

Rk.	Player	Team	Sacks
1.	J.J. Watt	HST	50.0
2.	Cameron Wake	MIA	34.5
3t.	Carlos Dunlap	CIN	34.0
3t.	Mario Williams	MIA	34.0
5.	Muhammad Wilkerson	NYJ	31.0

LEO LEADS

The emergence of DL **Leonard Williams** has played an integral role in the defense's ability to disrupt the quarterback. Through 10 games, **Williams** has registered six sacks, including a career-high of 2.5 in the season-opener. **Williams** has already surpassed his rookie total (3.0) set in 2015. In addition, his sack total ranks near the top among all NFL defensive linemen.

Most Sacks (Player), 2016

Rk.	Player	Team	Sacks
1.	Cliff Avril	SEA	10.0
2t.	Cameron Wake	MIA	7.5
2t.	Frank Clark	SEA	7.5
4t.	Kerry Hyder	DET	7.0
4t.	Khalil Mack	OAK	7.0
4t.	Danielle Hunter	MIN	7.0
7.	Mario Addison	CAR	6.5
8t.	Everson Griffin	MIN	6.0
8t.	Leonard Williams	NYJ	6.0

REVIS ISLAND

Since 2007, **CB Darrelle Revis** ranks third among all active players in total takeaways (39). In his nine seasons, **Revis** has accumulated 28 interceptions and 11 fumble recoveries, trailing only DeAngelo Hall and Reggie Nelson.

Total Takeaways, Active Players

Rank	Player	Team	TAs	INTs
1.	DeAngelo Hall	WAS	41	31
2.	Reggie Nelson	OAK	40	33
3.	Darrelle Revis	NYJ	39	28
4.	Tramon Williams	CLV	37	30
5.	Aqib Talib	NYJ	35	33

Per radar360, **Revis** also ranks among the NFL's best in passes defended since 2007. In 134 games played, **Revis** has totaled 134 passes defended, a total that ranks second during that time.

MAKING THEIR MARC-US

The tandem of CB **Marcus Williams** and FS **Marcus Gilchrist** has been a source for takeaways this season. Through 10 games, the duo has combined for four interceptions, respectively. **Williams** tallied an interception in back-to-back weeks earlier in the season and has amassed nine in 29 career games. Likewise, **Gilchrist** recorded an interception in consecutive weeks (10/23-10/30) for the first time in his career. The two rank among the league's best this season in interceptions.

Most Interceptions, 2016

Rank	Player	Team	INTs
1t.	Three Tied		5
4t.	Three Tied		4
7t.	Nine Tied		3
16t.	Marcus Williams	NYJ	2
16t.	Marcus Gilchrist	NYJ	2

JALIN CAN JET

Undrafted rookie wide receiver **Jalin Marshall** has been a spark for the Jets special teams unit. Through 10 games, **Marshall** is averaging 24.3 yards per kickoff return, the seventh-highest average among returners with at least 10 returns in the AFC. In the season-opener, **Marshall** returned a kickoff 65 yards, the longest return by a Jet since 2014 (Chris Owusu - 87).

AFC Kickoff Return Leaders, 2016

Rank	Player	Team	Avg.
1.	Alex Erickson	CIN	31.7
2.	Devin Hester	BLT	26.6
3.	Marqise Lee	JAX	25.8
4.	Jakeem Grant	MIA	25.5
5.	Jalen Richard	OAK	24.9
6.	Brandon Tate	BUF	24.4
7.	Jalin Marshall	NYJ	24.3

FOLK HERO

A staple among the Jets special teams unit, K **Nick Folk** continues to add to his resume. Against BLT (10/23), **Folk** surpassed former K John Hall for the most field goals made at home in team history since the AFL-NFL merger in 1970.

Most FGs Made at Home Since 1970, Franchise History

Rank	Player	Field Goals
1.	Nick Folk	75
2.	John Hall	74
3.	Mike Nugent	46

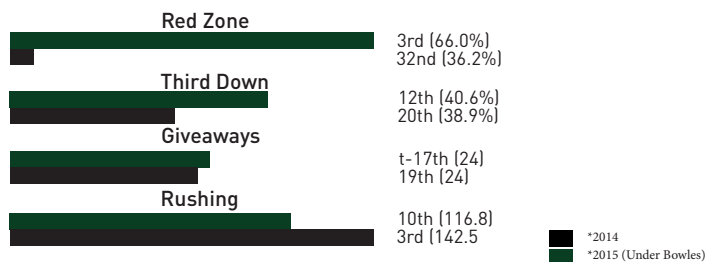
HEAD COACH TODD BOWLES



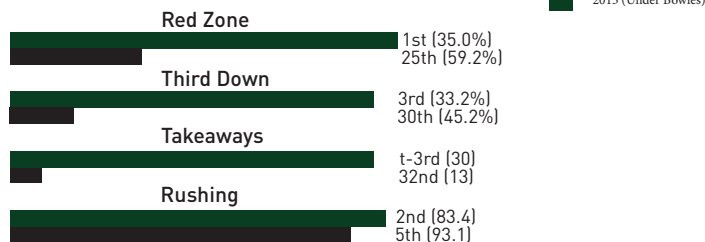
Todd Bowles is in his second season with the New York Jets after finishing his inaugural campaign with a 10-6 record, a six-win improvement from the previous year. **Bowles**, who has more than 15 years of coaching experience, sparked improvement on both sides of the ball for the Jets as a rookie head coach. Both the offensive and defensive units ranked in the top-third of the league, and the turnaround included a 52-yard differential per game, which ranked fourth in the NFL. Under **Bowles'** guide, the Jets set franchise highs in total offense (5,925) and passing offense (4,057), while containing opposing run games to 83.4 yards per game, a franchise mark.

FIRST-YEAR RETURNS

OFFENSE



DEFENSE



Under **Bowles**, the Jets were markedly different in the run game, on third downs, in the red zone and in the turnover game last season. The Jets concluded 2015 ranked in the top-third in three of the four offensive categories and in all four defensive categories, an improvement in seven-of-eight from the previous year.

DEFENSIVE-MINDED

Over the past three seasons, the second-year head coach has oversaw several opportunistic defenses. During that time period, **Bowles'** defenses rank among the league's best in total takeaways, both as a defensive coordinator with Arizona (2013-14) and in his first season at the helm of the Jets.

Defensive Takeaways, 2013-15

Rank	Team	INTs	FFs	Total TAs
1st	CAR	58	52	95
2nd	ARZ	57	40	88
t-3rd	Bowles	55	29	85
t-3rd	CIN	61	27	85
t-3rd	PHI	46	54	85
t-6th	SEA	55	49	84
t-6th	BUF	59	33	84
8th	NYG	49	46	81
9th	LAR	40	55	80
10th	TB	46	46	79

The chart reflects the stats of **Todd Bowles'** defenses as a defensive coordinator with the Arizona Cardinals (2013-2014) and in his first season with the Jets (2015).

Hc TODD BOWLES

College Temple | Hometown Elizabeth, N.J.

NFL Experience 18 Years



BOWLES' BEGINNINGS

After a decorated eight-year playing career (1986-93), one that included stops to WAS and SF and culminated in a Super Bowl win in 1987, **Bowles** found success working for seven different teams, in varying capacities, both as a secondary coach and as a defensive coordinator.





HEAD COACH TODD BOWLES

PRO BOWLES



Over **Bowles'** time in Arizona and New York, eight different players at six different positions have been awarded Pro Bowl honors, including five in his first season as head coach: LB John Abraham, LB **David Harris**, RB **Chris Ivory**, WR **Brandon Marshall**, DL Calais Campbell, DL **Muhammad Wilkerson**, CB Patrick Peterson and CB **Darrelle Revis**.

FROM THE JUMP

Since 2015, the Jets run defense has limited opponents to the fewest rushing yards allowed per game (84.2), a league-low 10 rushing touchdowns and a 3.54 yards per carry average.

Top Rushing Defenses, Since 2015

Team	Yds./G	Rk.	Rush Avg.	Rk.	TDs	Rk.
NYJ	84.2	1st	3.54	1st	10	t-1st
CAR	85.9	2nd	3.73	4th	16	t-8th
SEA	88.0	3rd	3.58	2nd	19	t-14th
PIT	92.9	4th	3.97	10th	16	t-8th

3 PEAT

Against BLT in Week Seven, the Jets defense allowed a meager 11 rushing yards on 12 attempts, the lowest single-game output allowed in franchise history. It marked the fewest rushing yards allowed in a game since the defense surrendered 12 rushing yards on nine carries to MIA (11/29/15). The Jets under **Bowles** and defensive coordinator **Kacy Rodgers** have produced the three lowest single-game rushing totals in franchise history.

Fewest Rushing Yds. Allowed in a Game, Team History

Date	Rushing Yds. Allowed	Opponent
10/23/16	11	Baltimore
11/29/15	12	Miami
10/25/15	16	New England
10/12/86	17	New England
10/10/64	17	Oakland

The Jets also set a franchise mark for the lowest yards per carry average, limiting BLT to 0.92 per rush, besting the previous franchise-low of 1.33 set in 2015 (11/29 at MIA).

TROPHIES



AP

Despite key injuries in 2014, including losses to four starters, **Bowles'** defense in Arizona succeeded in allowing the fifth-fewest points in the NFL (18.7) and producing the seventh-most interceptions by season's end. **Bowles'** efforts earned him the distinction of the *Associated Press* Assistant Coach of the Year and the *Pro Football Writers Association* Assistant Coach of the Year, respectively.

UNDER TODD

How the Jets have fared under **Bowles** in his first two seasons:

Statistic	Record
Overall	13-13
Home Games	7-5
Away Games	6-8
Indoors	2-2
Outdoors	11-11
Against AFC	10-9
Against AFC East	4-4
Against NFC	3-4
400 Yards of Offense	7-0
20-Plus First Downs	8-2
100-Yard Rusher	9-3
100-Yard Receiver	9-3
50.0% or Better on Third Downs	4-1
Score 20-or-More Points	12-4
Score 30-or-More Points	6-0
Allow 20-or-Fewer Points	10-1
Record 3.0-Plus Sacks	3-1
Win the Turnover Battle	6-0

BOWLES' BLUEPRINT

Known for his defensive prowess, **Bowles** has developed a track record for imprinting his defensive philosophy in Year 1. In his first season as defensive coordinator in Arizona (2013), **Bowles** improved the defense from 12th (2012) to 6th overall (317.4 yards per game), while succeeding in producing the top-ranked rushing defense. **Bowles** replicated that same success last season, spearheading a unit alongside defensive coordinator **Kacy Rodgers** that concluded the season with the fewest rushing yards allowed per game in team history (83.4).

Defenses in Year 1 Under Todd Bowles

Team	Total	Rushing	Passing	Points
ARZ	6th	1st	14th	7th
NYJ	4th	2nd	13th	9th


HISTORICAL CONTAINMENT

Opposing rushing attacks have been limited in contests against the Jets in 2016. Through the first five games, the defense surrendered 342 rushing yards on 115 carries, a total that ranked as the fewest rushing yards allowed in team history since the AFL-NFL merger in 1970.

Rushing Yds. Allowed Through First Five Games, Since 1970

Rank	Year	Rush Att.	Rush Yds.	Rush TDs
1.	2016	115	342	1
2.	2008	120	345	7
3.	1993	120	374	4
4.	2015	118	413	1
5.	1986	151	451	0

Additionally, the unit allowed just 2.97 yards per carry over the course of the five-game stretch, the lowest mark allowed since the 1970 merger and the lowest since 1993.



MIKE CALDWELL

ASSISTANT HEAD COACH / INSIDE LINEBACKERS

- **Mike Caldwell** returns for his second season as the team's assistant head coach/linebackers coach. In his first season, **Caldwell** was part of a defense that set a franchise record with just 83.4 rushing yards per game allowed as two of his linebackers, **DAVID HARRIS** and Demario Davis, finished first and second on the team in total tackles with 128 and 118, respectively.
- Prior to joining the Jets, **Caldwell** oversaw a Cardinals linebacker group that contributed to a defense led by **Todd Bowles** that ranked fifth in points allowed per game in 2015 (18.7) despite the key losses of inside linebackers Karlos Dansby (free agency) and Daryl Washington (injury).



BRANT BOYER

SPECIAL TEAMS COORDINATOR

- **Brant Boyer** was named the special teams coordinator for Head Coach **Todd Bowles'** staff on February 2, 2016, after serving as an assistant special teams coach with the Colts for the last four seasons. **Boyer** reunites with **Bowles**, who served as the defensive nickel package coach with the Browns.
- During his tenure in Indianapolis (2012-15), **Boyer** aided a Colts special teams unit that ranked in the top 10 league-wide during that span in net punting average (third), kickoff return average (fourth), kickoff touchbacks (fourth) and field goal percentage (seventh), despite using three different players as primary punt returners and four different kick returners in his four seasons.
- In 2014, both punter Pat McAfee and kicker Adam Vinatieri received Associated Press First-Team NFL All-Pro and Pro Bowl honors under **Boyer** as McAfee converted a career-high three onside kicks and set single-season franchise records for punts pinned inside the 20-yard line (30), net punting average (42.8) and kickoff touchbacks (70), while Vinatieri made 30-of-31 field goals, including 35 consecutive attempts, the fourth-longest streak in NFL history.
- In 2013, **Boyer** coached Matt Overton to his first career Pro Bowl selection, one year after discovering the long snapper at a specialists combine in Arizona and bringing him to Indianapolis for a workout prior to his signing in April of 2012.
- Under **Boyer's** direction, rookie P **LACHLAN EDWARDS** has pinned opponents inside the 20-yard line on 31.5 percent of his punts (15-of-48).



CHAN GAILEY

OFFENSIVE COORDINATOR

- **Chan Gailey** returns for his second season as the Jets offensive coordinator after a record-setting 2015 campaign saw the franchise set new marks for total offense (5,925), passing offense (4,057) and pass completions (362), while wide receiver **BRANDON MARSHALL** and quarterback **RYAN FITZPATRICK** established individual all-time team bests. Under **Gailey's** direction, the Jets improved their league ranks from a bottom-third offense in 2014 to a top-third offense in 2015.
- **Gailey**, who is entering his 39th year of coaching, has spent 13 of his previous 19 NFL seasons as either a head coach or offensive coordinator and boasts a resume that includes four Super Bowl appearances, including three with the Broncos (XXI, XXII, XXIV) and one with the Pittsburgh Steelers (XXX).
- Against BUF in Week Two, the Jets recorded the fifth-most total yards of offense in team history since 1998. The **Gailey**-led unit produced a 300-yard passer, 100-yard rusher and two 100-yard receivers, becoming the first team in the NFL to accomplish the feat since 2015 (PIT).



KACY RODGERS

DEFENSIVE COORDINATOR

- **Kacy Rodgers** returns for his second season as the Jets defensive coordinator after enjoying a wildly successful 2015 campaign in which the defense saw improvements in all areas, including allowing a franchise-low 83.4 rushing yards per game. Under **Rodgers'** direction, the Jets finished with the top-ranked red zone defense and improved to third in the league in third-down conversions (33.2 percent).
- Against running backs in 2015, **Rodgers** led a defense that limited ball carriers to just 3.35 yards per carry, while holding a team's leading running back to under 65 yards in 12-of-16 weeks. In addition, the team's rushing defense allowed a franchise-low four rushing touchdowns, besting the previous low of five set in 1982. Against the pass, **Rodgers** was equally impressive, holding opposing quarterbacks to the lowest completion percentage in the NFL (57.1 percent) and the sixth-lowest passer rating (79.0). The secondary also accounted for all 18 of the team's interceptions after the defensive unit registered an NFL-low 13 takeaways in 2014. In **Rodgers'** first year, that total increased to 30, which tied for the third-most in the league and the most since the team recorded 31 in 2011.
- As a whole, the Jets defense under **Rodgers** ranked in the top 10 in five major defensive categories, including points (No. 9), total defense (No. 4), rushing defense (No. 2), third downs (No. 3) and red zone (No. 1).
- Through the first five games in 2016, the Jets defense allowed the fewest rushing yards in team history to begin a season since the AFL-NFL merger in 1970.
- Against BLT in Week Seven (10/23), the defense set a franchise mark for fewest rushing yards allowed in a single game (11), besting the previous mark set in 2015.



TIM ATKINS

DEFENSIVE QUALITY CONTROL

- **Tim Atkins** was named a quality control – defense coach on Head Coach **Todd Bowles'** staff on February 9, 2016, taking the place of **John Scott, Jr.**, who was promoted to assistant defensive line coach this offseason.
- Prior to joining the Jets, **Atkins** worked in football administration with the Bills for two seasons (2011-12). Before joining Buffalo, he spent time in a variety of roles, including defensive quality control for the UFL, graduate assistant at FAU, defensive assistant for the Dolphins, wide receivers coach (2005) and safeties coach (2004) at Whittier College before breaking in as an assistant defensive backs coach with Hamilton (AZ) High School.



ROBBY BROWN

OFFENSIVE QUALITY CONTROL

- **Robby Brown** returns for his second NFL season and second with the Jets as the team's quality control – offense coach. In his first NFL season, **Brown** reunited with Offensive Coordinator **Chan Gailey**, who he played for in his two seasons at Georgia Tech as the team set new franchise marks for total offense (5,925), passing offense (4,057) and pass completions (362).
- Prior to joining the Jets, **Brown** coached in the collegiate ranks for 10 seasons, working at South Alabama, Northwestern State, Valdosta State, Henderson State, Southwest Baptist and Troy.
- As offensive coordinator for Valdosta State in 2012, **Brown** helped the team capture the NCAA Division II National Championship, while averaging 469 yards and scoring 40 points per game.



ASSISTANT COACH CAPSULES



MARK COLLINS

OUTSIDE LINEBACKERS

- **Mark Collins** returns for his second season as the Jets outside linebackers coach after a first season that saw four different outside linebackers register sacks, led by rookie third-round selection **LORENZO MAULDIN** (4.0). **MAULDIN** registered all of his sacks after Week 8, finishing with the most by a Jets rookie since 2012. Additionally, veteran Calvin Pace added 3.0 sacks, his eighth-consecutive season logging at least 3.0 for the Jets.
- Prior to working with the outside linebackers in his final season (2014) with the Falcons, **Collins** served as a defensive assistant and worked with the defensive line for four seasons (2010-13). In his time with Atlanta, the defense produced 140 takeaways, the seventh most in the league for a team that notched at least 46 wins and ninth overall. During his time coaching the defensive line, the run defense recorded a tackle for loss once every 10.2 rushing attempts, the eighth best ratio in the league.
- Before his arrival in the NFL, **Collins** was an assistant coach at the collegiate level for 11 seasons, with stops at Louisiana-Monroe, Georgia, Georgia Southern, Elon and Michigan after getting his start in coaching at his alma mater, East Tennessee State. His one year at Georgia produced a No. 2 ranking in the final Associated Press poll, while his two seasons at Michigan saw back-to-back Rose Bowl appearances.



JOE DANNA

DEFENSIVE BACKS

- **Joe Danna** returns for his second season as the Jets defensive backs coach after he oversaw a secondary that tripled its interception total from the previous season. The defensive backs produced all 18 of the team's interceptions last season (fifth most in the NFL), tripling their 2014 total of six (ranking tied for 30th). Additionally, the secondary held opposing quarterbacks to the lowest completion percentage in the league (ranked 21st in 2014) and the sixth lowest quarterback ranking (ranked 30th in 2014).
- Under his direction, cornerback **DARRELLE REVIS**, who returned to the club in 2015, registered nine takeaways (five interceptions and four fumble recoveries), the most of any cornerback in the league and his most interceptions since 2009. Second-year former undrafted cornerback **MARCUS WILLIAMS** led the team in interceptions, picking off six passes despite playing in less than 27 percent of the defensive snaps, while 2014 first-round pick safety **CALVIN PRYOR** registered career highs in tackles (71) and passes defended (six).
- Against BLT in Week Seven (10/23), CB **BUSTER SKRINE** and **MARCUS GILCHRIST** each recorded an INT of BLT's Joe Flacco. **SKRINE's** takeaway snapped Flacco's streak of 176 consecutive passes without an interception, the longest in franchise history.



DAVID DIAZ-INFANTE

ASSISTANT OFFENSIVE LINE

- **David Diaz-Infante** was named offensive line assistant for Head Coach **Todd Bowles'** staff on February 9, 2016, returning to the Jets after spending the previous season with the club as a training camp intern. Prior to his time with the Jets, **Diaz-Infante** served as an offensive assistant with the Arizona Cardinals for two seasons (2013-14), working on the same coaching staff as **Bowles**, who was the defensive coordinator at the time.
- Before he began his coaching career, **Diaz-Infante** enjoyed a seven-year career in the NFL in which he played both guard and center with the Chargers, Broncos and Eagles. During his career, he played in 69 games (nine starts), earning Super Bowl rings with the Broncos in 1998 and 1999. He entered the league in 1987 with the Chargers as an undrafted free agent and played in three games as a rookie. The first of his two stints with the Broncos came in 1995-98 before playing with the Eagles in 1999 and finishing his career with Denver in 2001. He also played in the World League of American Football (WLAF) with the Frankfurt Galaxy (1991-92), the Sacramento Gold Miners in the Canadian Football League (1993-94) and the Las Vegas Outlaws in the XFL (2001).



KARL DORRELL

WIDE RECEIVERS

- **Karl Dorrell** returns for his second season as the Jets wide receivers coach, marking his 27th season coaching at the collegiate and professional levels. In his first season with the Jets, **Dorrell** oversaw a record-setting receiving group led by **BRANDON MARSHALL**, whom he helped earn Pro Bowl recognition after posting franchise marks with 109 receptions (fourth in the league), 1,502 yards (fourth) and 14 receiving touchdowns (tied for first).
- Additionally, **ERIC DECKER** saw an increase in his production, surpassing all of his 2014 season numbers in his second campaign with the Jets as the receiver logged 80 receptions for 1,027 yards and 12 touchdowns. The combo of **Decker** and **Marshall** combined for the most receptions and receiving touchdowns of any wide receiver duo in Jets history while finishing second in team annals in total receiving yards. The pair also logged touchdowns in the same game nine times, besting the NFL record established in 1998.
- Before rejoining the NFL coaching ranks in 2015 with the Jets, **Dorrell** spent 2014 as the offensive coordinator quarterbacks coach at Vanderbilt.
- Against BUF in Week Two, WRs **BRANDON MARSHALL** and **ERIC DECKER** each recorded 100-or-more receiving yards. It marked the 13th time since 2015 that the Jets have produced a 100-yard receiver, the second-most in the NFL.



JEFF HAMMERSCHMIDT

ASSISTANT SPECIAL TEAMS

- **Jeff Hammerschmidt** was named an assistant special teams coach for Head Coach **Todd Bowles'** staff on February 5, 2016, his first position in the NFL after spending 24 seasons coaching in the collegiate ranks.
- Prior to joining the Jets, **Hammerschmidt** served as a special teams coordinator for his alma mater Arizona (2008-11) before working in the same capacity at Colorado State (2012-15). In his time with the Rams, both the punter and kicker received honorable mention all-conference honors.
- Throughout his career, **Hammerschmidt** has coached every level of the defense (secondary, linebackers and defensive line) while also serving as a defensive coordinator for Southern Utah (1996-97), Saint Mary's (2000-02) and Montana (2003-04). He began his coaching career in 1992 as a graduate assistant at Arizona and has since worked with a handful of current and former NFL players, including Kris Dielman, Adewale Ogunleye, Antwaan Randle El and Brooks Reed.



JIMMIE JOHNSON

TIGHT ENDS

- **Jimmie Johnson** returns for his second season as the Jets tight ends coach after returning last season to the NFL following a one-year absence. In his first season with the Jets, **Johnson** battled key injuries at his position, losing both Jace Amaro and Zach Sudfeld before the start of the season. Under **Johnson**, the tight ends helped block for a rushing attack that ranked 10th in the league, helping Chris Ivory earn Pro Bowl honors after gaining an AFC-leading 1,070 yards rushing, the first 1,000-yard season of his career, and also set career bests in rushing touchdowns (seven), total touchdowns (eight), receptions (30) and receiving yards (217).
- Prior to joining the Jets, **Johnson** spent eight seasons as the Vikings tight ends coach, utilizing a variety of different players in his time there. Four different tight ends led the group in receptions, including Jermaine Wiggins (2006), Visanthe Shiancoe (2007-11), Kyle Rudolph (2012) and John Carlson (2013). Under **Johnson**, Shiancoe posted 208 catches for 2,424 yards and 24 touchdowns in five seasons, despite amassing just 35 catches for 253 yards and three touchdowns in the four seasons prior to joining Minnesota. In his final two seasons with **Johnson**, Rudolph, a former second-round selection, posted 12 touchdowns. Although he missed eight games in those two seasons, Rudolph's 12 touchdowns tied for the fifth-most among tight ends in the NFL. In their time under **Johnson**, Vikings tight ends also excelled in the red zone, producing 36 touchdowns on just 75 targets, or almost half a touchdown per target, the best in the league.



PEPPER JOHNSON

DEFENSIVE LINE

- **Pepper Johnson** returns for his second season as the Jets defensive line coach after his first year saw the defensive line establish a new franchise mark with just 83.4 rushing yards allowed per game. Additionally, the team's rushing defense allowed a franchise low four rushing touchdowns, besting the previous low of five set in the 1982 season when the year was shortened to just nine games. Against running backs in 2015, the Jets defense limited ball carriers to just 3.35 yards per carry, holding a team's leading back to under 65 yards in 12-of-16 weeks. Eight times in 2015, an opponent's leading running back failed to average 3.00 yards per carry against the Jets.
- Under **Johnson**, **MUHAMMAD WILKERSON** earned the first Pro Bowl recognition of his career as the fifth-year pro recorded a career-high 12.5 sacks, while **Damon Harrison** posted a defensive line-leading and career best 92 tackles. Additionally, 2015 first-round selection **LEONARD WILLIAMS** was named to the All-Rookie Team by the Pro Football Writers of America
- DL **LEONARD WILLIAMS** surpassed his rookie sack total in Week Four against SEA when he registered his fourth sack of the season. **WILLIAMS** ranks eighth in the NFL among defensive linemen with 6.0 sacks.
- Against BLT in Week Seven (10/23), the defense set a franchise mark for fewest rushing yards allowed in a single game (11), besting the previous mark set in 2015.



STEVE MARSHALL

OFFENSIVE LINE

- **Steve Marshall** returns for his second season as the Jets offensive line coach, his 36th season coaching football and ninth in the NFL. In his first season with the Jets, the offensive line helped **RYAN FITZPATRICK** set a franchise record for most passing touchdowns (31), while his 3,905 yards passing were the second most in the franchise's history, trailing only Joe Namath's 4,007 in 1967.
- Including his first season with the Jets, **Marshall's** offensive lines have ranked in the top 10 in the league in sacks allowed in each of his last four seasons. In 2015, **FITZPATRICK** was sacked just 19 times (fifth fewest), or on just 3.3% of his dropbacks, the best percentage in the NFL. In total, the Jets offensive line allowed the second-fewest sacks in the league (22) and the fewest since the franchise allowed 19 in 2001.
- Additionally, behind **Marshall's** line, Chris Ivory earned Pro Bowl honors after gaining an AFC-leading 1,070 yards rushing, the first 1,000-yard season of his career and also set career bests in rushing touchdowns (seven), total touchdowns (eight), receptions (30) and receiving yards (217).



DAYLON McCUTCHEON

ASSISTANT CORNERBACKS

- **Daylon McCutcheon** returns for his second season as the Jets assistant defensive backs coach after making his NFL coaching debut in 2015. In his first full season with the Jets, he assisted Defensive Backs Coach **Joe Danna** on a secondary that tripled its interception total from the previous season. The defensive backs produced all 18 of the team's interceptions last season (fifth most in the NFL), increasing their 2014 total of six (ranking tied for 30th). Additionally, the secondary held opposing quarterbacks to the lowest completion percentage in the league (57.1 percent) and the sixth lowest quarterback ranking (79.0).
- **McCutcheon** returned to the Jets after spending the 2013 training camp as a minority coaching intern, working with the defense. Prior to returning to the Jets, he assisted the Cardinals in the same capacity during the 2014 training camp, working with **Todd Bowles**, **Mike Caldwell** and the Arizona defense.



KEVIN PATULLO

QUARTERBACKS

- **Kevin Patullo** returns for his second season as the Jets quarterbacks coach after reuniting with Offensive Coordinator **Chan Gailey** last season and helping **RYAN FITZPATRICK** post a franchise-record 31 touchdown passes for an offense that established a new franchise mark for total yards (5,896) – including 400 plus yard performances in four of the final six games – and net passing yards (4,057), while ranking 11th in points per game (24.2), the most by a Jets team since 2008.



JOHN SCOTT, JR.

ASSISTANT DEFENSIVE LINE

- **John Scott, Jr.** returns for his second season with the Jets and first as assistant defensive line coach after he spent the 2015 season as the team's quality control – defense coach.
- Prior to joining the NFL, **Scott** served as a college coach for 12 seasons, working mostly as a defensive line or outside linebackers coach. He spent time at Louisiana-Lafayette (2003-04), Norfolk State (2005), Western Carolina (2006-08), Missouri State (2009), Georgia Southern (2010-12) and Texas Tech (2013-14).
- Against BLT in Week Seven (10/23), the defense set a franchise mark for fewest rushing yards allowed in a single game (six), besting the previous mark set in 2015.



MARCEL SHIPP

RUNNING BACKS

- **Marcel Shipp** returns for his second season guiding the Jets running backs after returning to the NFL in 2015 at the conclusion of a seven-year playing career that ended in 2007.
- In his first year with the Jets, **Shipp** coached running back Chris Ivory to the first 1,000-yard rushing season of his career as the back led the AFC with 1,070 yards on the ground while also registering career high with eight touchdowns, 30 receptions and 217 receiving yards. Additionally, running back **BILAL POWELL** also enjoyed a career season, establishing single-season bests with 47 receptions for 388 yards and two receiving touchdowns, including averaging 49.8 yards receiving per game from Weeks 11-16, the best in the league over that span.
- Under **Shipp's** guide, RB **MATT FORTÉ** has eclipsed the century mark three times and has scored four rushing touchdowns. Versus BUF in Week Two, **FORTÉ** became the first Jets running back since Curtis Martin (2000) to rush for 100 yards and three rushing touchdowns in a road game. **FORTÉ** earned FedEx Ground Player of the Week Honors for the performance.
- Against BLT in Week Seven (10/23), **FORTÉ** rushed for 100 yards and caught four receptions for 54 yards and one touchdown, giving him 20 for his career. With the touchdown, **FORTÉ** became just the fifth player in NFL history to amass 8,000 yards rushing, 4,000 yards receiving and 20 receiving touchdowns.
- At CLV in Week Eight (10/30), **FORTÉ** rushed for 84 yards and two touchdowns on 25 attempts, giving him his 50th and 51st rushing touchdowns of his career. **FORTÉ's** 50th rushing touchdown made him the sixth player in NFL history to amass 9,000 rushing yards, 50 rushing touchdowns and 500 receptions.



BUILDING THE JETS

DRAFT SELECTIONS (23)

Year	Player	Round
2006	Nick Mangold	1b
2007	Darrelle Revis	1
	David Harris	2
2011	Muhammed Wilkerson	1
	Bilal Powell	4
2013	Sheldon Richardson	1b
	Brian Winters	3
2014	Calvin Pryor	1
	Dexter McDougle	3
	Dakota Dozier	4c
	Quincy Enunwa	6b
2015	Leonard Williams	1
	Devin Smith	2
	Lorenzo Mauldin	3
	Bryce Petty	4
	Deon Simon	7
2016	Darron Lee	1
	Christain Hackenberg	2
	Jordan Jenkins	3
	Juston Burris	4
	Brandon Shell	5
	Lachlan Edwards	7a
	Charone Peake	7b

UNDRAFTED FREE AGENTS (4)

Year	Player
2013	Rontez Miles
2014	Brent Qvale
2016	Robby Anderson
	Jalin Marshall

TRADE/WAIVER CLAIMS (6)

Year	Player	Previous Team
2013	Ben Ijalana	(W-IND)
2014	Wesley Johnson	(W-PIT)
2015	Brandon Marshall	(T-CHI)
	Ryan Fitzpatrick	(T-HST)
2016	Darryl Roberts	(W-NE)
	Austin Seferian-Jenkins	(W-TB)

FREE AGENTS (20)

Year	Player	How Acquired
2010	Nick Folk	(FA)
	Tanner Purdum	(Reserve/Future)
2014	Breno Giacomini	(FA)
	Marcus Williams	(FA)
2015	Brandon Bostick	(FA)
	Mike Catapano	(FA)
	James Carpenter	(UFA-SEA)
	Marcus Gilchrist	(UFA-SD)
	Josh Martin	(FA)
	Buster Skrine	(UFA-CLV)
	Julian Stanford	(FA)
2016	Antonio Allen	(FA)
	Bruce Carter	(FA)
	Matt Forté	(UFA-CHI)
	Anthony Johnson	(FA)
	Nick Marshall	(FA)
	Steve McLendon	(UFA-PIT)
	Jeremy Ross	(FA)
	C.J. Spiller	(FA)
	Eric Tomlinson	(FA)

INJURED RESERVE (7)

Player	How Acquired	Year
Braedon Bowman	Claimed (JAX)	2016
Ryan Clady	Trade (DEN)	2016
Eric Decker	Unrestricted Free Agent (DEN)	2014
Romar Morris	Undrafted Free Agent	2016
Julien Obioha	Undrafted Free Agent	2016
Geno Smith	Drafted, 2nd Round	2013
Lawrence Thomas	Undrafted Free Agent	2016

RESERVE/NON-FOOTBALL INJURY (1)

Player	How Acquired	Year
Erin Henderson	Free Agent	2015



ROSTER COMPARISON

Here's how the Jets Opening Regular Season Roster compares to the 2015 Jets Opening Regular Season Roster:

	2016	2015
Rookies and first-year players	14	9
Players with three-years-or-less of NFL Experience	27	20
Players ages 30-or-older	12	12
Players drafted by the Jets	21	23
Average age of roster	26.2	26.6
Average years of NFL experience of roster	4.4	5.7

ROSTER NOTABLES

No. of First-Round Draft Picks (Drafted By): 9 (7 NYJ)

James Carpenter (SEA), Darron Lee (NYJ), Nick Mangold (NYJ), Calvin Pryor (NYJ), Darrelle Revis (NYJ), Sheldon Richardson (NYJ), C.J. Spiller (BUF), Muhammad Wilkerson (NYJ), Leonard Williams (NYJ)

No. of Second-Round Draft Picks (Drafted By): 8 (3 NYJ)

Bruce Carter (DAL), Matt Forté (CHI), Marcus Gilchrist (SD), Christian Hackenberg (NYJ), David Harris (NYJ), Ben Ijalana (IND), Austin Sefarian-Jenkins (TB), Devin Smith (NYJ)

No. of Third-Round Draft Picks (Drafted By): 4 (3 NYJ)

Jordan Jenkins (NYJ), Lorenzo Mauldin (NYJ), Brian Winters (NYJ)

No. of Fourth-Seventh-Round Draft Picks (Drafted By): 19 (11 NYJ)

Antonio Allen (NYJ), Juston Burris (NYJ), Mike Catapano (KC), Dakota Dozier (NYJ), Lachlan Edwards (NYJ), Quincy Enunwa (NYJ), Ryan Fitzpatrick (SL), Breno Giacomini (GB), Nick Folk (DAL), Breno Giacomini (GB), Wesley Johnson (PIT), Brandon Marshall (DEN), Dexter McDougle (NYJ), Charone Peake (NYJ), Bryce Petty (NYJ), Bilal Powell (NYJ), Brandon Shell (NYJ), Deon Simon (NYJ), Buster Skrine (CLV)

No. of Undrafted Players (Original Team): 14 (4 NYJ)

Robby Anderson (NYJ), Brandon Bostick (GB), Anthony Johnson (MIA), Jalin Marshall (NYJ), Nick Marshall (JAX), Josh Martin (KC), Steve McLendon (PIT), Rontez Miles (NYJ), Tanner Purdum (KC), Brent Qvale (NYJ), Jeremy Ross (NE), Julian Stanford (JAX), Eric Tomlinson (PHI), Marcus Williams (HST)

ROSTER SUPERLATIVES

Longest Tenured Jet	11	Nick Mangold
Youngest Player	21	Jalin Marshall
Oldest Player	33	Ryan Fitzpatrick
Most Experience	12	Ryan Fitzpatrick
Tallest Player	6-7	Breno Giacomini, Brent Qvale
Shortest Player	5-9	Buster Skrine
Furthest Away From Home (in miles)	10,333	Lachlan Edwards (Melbourne, Australia)

NOTABLE NUMBERS

States represented on roster.....	23	
State with most players on roster	8	Florida
School with most players on roster	4	Louisville/Ohio State
Players from New York on the roster	1	Mike Catapano
Players from New Jersey on the roster.....	2	Ben Ijalana, Muhammad Wilkerson
Coaches who played in the NFL	9	Todd Bowles, Brant Boyer, Mike Caldwell, David Diaz-In- fante, Karl Dorrell, Jimmie Johnson, Pepper Johnson, Daylon McCutcheon, Marcel Shipp
National Champions on the roster	5	James Carpenter, Darron Lee, Nick Mangold, Jalin Mar- shall, Devin Smith



PERSONNEL MOVES



JANUARY

5	WR Joe Anderson	Signed, Reserve/Future
	DL Deion Barnes	Signed, Reserve/Future
	TE Brandon Bostick	Signed, Reserve/Future
	G Jarvis Harrison	Signed, Reserve/Future
	RB Julian Howsare	Signed, Reserve/Future
	TE Wes Saxton	Signed, Reserve/Future
	CB Kevin Short	Signed, Reserve/Future
	DL Deon Simon	Signed, Reserve/Future
	LB Julian Stanford	Signed, Reserve/Future
6	Bobby April	Informed he will not return
	Steve Hagen	Informed he will not return
	Ron Heller	Informed he will not return
7	CB Kendall James	Signed, Reserve/Future
11	T Jesse Davis	Signed, Reserve/Future
	TE Adrien Robinson	Signed, Reserve/Future
	G Craig Watts	Signed, Reserve/Future
12	DL Lawrence Okoye	Signed, Reserve/Future
13	WR Chandler Worthy	Signed, Reserve/Future
	OL Sean Hickey	Signed, Reserve/Future
19	RB Dominique Williams	Signed, Reserve/Future
28	WR Titus Davis	Signed, Reserve/Future

FEBRUARY

2	Brant Boyer	Named Special Teams Coordinator
3	RB Dri Archer	Signed, Reserve/Future
5	Jeff Hammerschmidt	Named Assistant Special Teams Coach
	K Kyle Brindza	Signed, Reserve/Future
9	Tim Atkins	Named Quality Control-Defense
	David Diaz-Infante	Named Assistant Offensive Line Coach
	John Scott Jr.	Promoted to Assistant Defensive Line Coach
17	LB Freddie Bishop	Signed, Free Agent
18	K Kyle Brindza	Waived
22	CB Antonio Cromartie	Released

MARCH

1	DL Muhammad Wilkerson	Designated Franchise Player
9	TE Jeff Cumberland	Released
	WR Jeremy Kerley	Released
10	TE Zach Sudfeld	Re-Signed, Free Agent
11	RB Khiry Robinson	Signed, Free Agent
	RB Matt Forte	Signed, Unrestricted Free Agent
15	TE Kellen Davis	Re-Signed, Unrestricted Free Agent
16	RB Bilal Powell	Re-Signed, Unrestricted Free Agent
21	DL Steve McLendon	Signed, Unrestricted Free Agent
24	LB Erin Henderson	Re-Signed, Unrestricted Free Agent
25	DB Darryl Morris	Signed, Free Agent
30	DL Jarvis Jenkins	Signed, Unrestricted Free Agent

APRIL

4	LB Bruce Carter	Signed, Free Agent
8	WR Jeremy Ross	Signed, Free Agent
11	T D'Brickashaw Ferguson	Retired
14	T Ben Ijalana	Re-Signed, Unrestricted Free Agent
18	WR Kenbrell Thompkins	Re-Signed, Restricted Free Agent
20	T Luke Marquardt	Signed, Free Agent
28	LB Darron Lee	Selected in NFL Draft (1st)
29	QB Christian Hackenberg	Selected in NFL Draft (2nd)
	LB Jordan Jenkins	Selected in NFL Draft (3rd)
30	CB Juston Burris	Selected in NFL Draft (4th)
	OT Brandon Shell	Selected in NFL Draft (5th)
	P Lachlan Edwards	Selected in NFL Draft (7th)
	WR Charone Peake	Selected in NFL Draft (7th)

MAY

6	WR Joe Anderson	Waived
	WR Robby Anderson	Signed, Undrafted Free Agent
	DL Tarow Barney	Signed, Undrafted Free Agent
	WR Quenton Bundrage	Signed, Undrafted Free Agent
	C Kyle Friend	Signed, Undrafted Free Agent
	P Tom Hackett	Signed, Undrafted Free Agent
	WR Jalin Marshall	Signed, Undrafted Free Agent
	K Ross Martin	Signed, Undrafted Free Agent
	DE Helva Matungulu	Signed, Undrafted Free Agent
	S Doug Middleton	Signed, Undrafted Free Agent
	DL Julien Obioha	Signed, Undrafted Free Agent
	DL Claude Pelon	Signed, Undrafted Free Agent
	DL Lawrence Thomas	Signed, Undrafted Free Agent
	TE Jason Vander Laan	Signed, Undrafted Free Agent
9	OL Sean Hickey	Waived
	TE Jerome Cunningham	Claimed (NYG)
	TE Adrien Robinson	Waived
24	RB Romar Morris	Signed, Undrafted Free Agent
	TE Jerome Cunningham	Waived

JUNE

1	DL Shelby Harris	Signed, Free Agent
	DL Lawrence Okoye	Waived
3	G Mike Liedtke	Signed, Free Agent
	T Luke Marquardt	Waived
18	WR Kyle Williams	Signed, Free Agent
27	WR Quenton Bundrage	Waived

JULY

15	DL Muhammad Wilkerson	Signed, Contract Extension
27	RB Zac Stacy	Waived
	RB Bernard Pierce	Signed, Free Agent
28	QB Ryan Fitzpatrick	Re-Signed, Free Agent
	P Tom Hackett	Waived
	G James Carpenter	Declared Physically Unable to Perform



PERSONNEL MOVES

JULY (cont.)

T	Breno Giacomini	Declared Physically Unable to Perform
CB	Kendall James	Declared Physically Unable to Perform
RB	Khiry Robinson	Declared Physically Unable to Perform
WR	Devin Smith	Declared Physically Unable to Perform
DL	Muhammad Wilkerson	Declared Physically Unable to Perform

AUGUST

2	G	James Carpenter	Activated from PUP List
3	RB	Terry Williams	Signed, Free Agent
	DB	Kendall James	Waived
4	RB	Matthew Tucker	Signed, Free Agent
	RB	Terry Williams	Waived
6	WR	Chris King	Signed, Free Agent
	WR	Titus Davis	Left Squad
8	WR	Anthony Kelly	Signed, Free Agent
	DL	Christo Bilukidi	Signed, Free Agent
	DL	Julien Obioha	Waived
	WR	Chris King	Did Not Report
9	DL	Muhammad Wilkerson	Activated from PUP List
10	DL	Julien Obioha	Placed on IR
13	RB	Lache Seastrunk	Signed, Free Agent
	RB	Matthew Tucker	Waived
14	WR	Anthony Kelly	Waived
	DL	Christo Bilukidi	Left Squad
	RB	Terry Williams	Signed, Free Agent
	DL	Jake Ceresna	Signed, Free Agent
15	RB	Matthew Tucker	Placed on IR
16	RB	Bernard Pierce	Placed on IR
	RB	Antone Smith	Signed, Free Agent
20	RB	Bernard Pierce	Released from IR
28	LB	Deion Barnes	Waived
	T	Jesse Davis	Waived
	C	Kyle Friend	Waived
	DL	Shelby Harris	Waived
	G	Jarvis Harrison	Waived
	K	Ross Martin	Waived
	DL	Helva Matungulu	Waived
	RB	Lache Seastrunk	Waived
	WR	Devin Smith	Placed on Reserve/PUP
	TE	Jason Vander Laan	Waived
	WR	Kyle Williams	Released
	RB	Terry Williams	Waived
30	DL	Jake Ceresna	Waived
	RB	Romar Morris	Waived
	S	Dion Bailey	Waived
31	DL	Jake Ceresna	Placed on IR
	RB	Romar Morris	Placed on IR

SEPTEMBER

3	TE	Jace Amaro	Waived
	DL	Tarow Barney	Waived
	FB	Tommy Bohanon	Waived
	LB	Freddie Bishop	Waived
	LB	Taiwan Jones	Waived
	CB	Bryson Keeton	Waived
	G	Mike Liedtke	Waived
	S	Doug Middleton	Waived
	CB	Dee Milliner	Waived
	CB	Darryl Morris	Waived
	DL	Claude Pelon	Waived
	LB	Trevor Reilly	Waived
	WR	Jeremy Ross	Released
	TE	Wes Saxton	Waived
	CB	Kevin Short	Waived
	RB	Antone Smith	Released
	TE	Zach Sudfeld	Waived
	WR	Kenbrell Thompkins	Waived
	G	Craig Watts	Waived
	WR	Chandler Worthy	Waived
	T	Breno Giacomini	Placed on Reserve/PUP
4	TE	Braedon Bowman	Claimed (JAX)
	TE	Brian Parker	Claimed (KC)
	RB	Troymaine Pope	Claimed (SEA)
	CB	Darryl Roberts	Claimed (NE)
	WR	Myles White	Signed, Practice Squad
	G	Craig Watts	Signed, Practice Squad
	DL	Claude Pelon	Signed, Practice Squad
	LB	Freddie Bishop	Signed, Practice Squad
	CB	Bryson Keeton	Signed, Practice Squad
	S	Doug Middleton	Signed, Practice Squad
	CB	Dexter McDougale	Waived
	S	Ronald Martin	Waived
	RB	Dominique Williams	Waived
	RB	Khiry Robinson	Waived
	CB	Dee Milliner	Placed on IR
	LB	Trevor Reilly	Placed on IR
6	S	Ronald Martin	Signed, Practice Squad
	CB	Dexter McDougale	Signed, Practice Squad
	RB	Raheem Mostert	Signed, Practice Squad
	RB	Dominique Williams	Signed, Practice Squad
	TE	Brian Parker	Waived
7	S	Antonio Allen	Signed, Free Agent
12	RB	Raheem Mostert	Terminated from Practice Squad
	WR	Myles White	Terminated from Practice Squad
	LB	Victor Ochi	Signed, Practice Squad
	WR	Wendall Williams	Signed, Practice Squad
13	TE	Braedon Bowman	Waived
15	DL	Claude Pelon	Terminated from Practice Squad
	TE	Braedon Bowman	Signed, Practice Squad
22	FB	Julian Howsare	Waived
23	TE	Braedon Bowman	Signed from Practice Squad
24	FB	Julian Howsare	Signed, Practice Squad



PERSONNEL MOVES

SEPTEMBER (cont.)

26	RB	Brandon Wilds	Signed, Practice Squad
	RB	Dominique Williams	Terminated from Practice Squad
	LB	Julian Stanford	Waived
	TE	Austin Seferian-Jenkins	Claimed (TB)
28	LB	Julian Stanford	Signed, Practice Squad
29	S	Ronald Martin	Terminated from Practice Squad
	WR	Jeremy Ross	Signed, Free Agent
	DL	Lawrence Thomas	Placed on IR
	WR	Myles White	Signed, Practice Squad

NOVEMBER (cont.)

22	LB	Taiwan Jones	Waived
	WR	Jeremy Ross	Signed, Free Agent

OCTOBER

4	FB	Julian Howsare	Terminated from Practice Squad
	S	Ronald Martin	Signed, Practice Squad
12	WR	Jeremy Ross	Waived
	WR	Eric Decker	Placed on IR
	WR	Jeremy Butler	Claimed (TB)
	CB	Nick Marshall	Signed, Free Agent
22	TE	Braedon Bowman	Placed on IR
	LB	Erin Henderson	Placed on Reserve/ Non-Football Injury
	LB	Victor Ochi	Signed from Practice Squad
	LB	Julian Stanford	Signed from Practice Squad
24	DL	Brandin Bryant	Signed, Practice Squad
26	QB	Geno Smith	Placed on IR
	WR	Myles White	Terminated from Practice Squad
	LB	Taiwan Jones	Signed, Free Agent
	LB	Reshard Cliett	Signed, Practice Squad
	C	Kyle Friend	Signed, Practice Squad
29	T	Breno Giacomini	Activated from PUP List
	WR	Jeremy Butler	Waived

NOVEMBER

1	RB	Knile Davis	Claimed (GB)
	RB	Troymaine Pope	Waived
	LB	Reshard Cliett	Terminated from Practice Squad
	C	Kyle Friend	Terminated from Practice Squad
	WR	Myles White	Signed, Practice Squad
	T	Jesse Davis	Signed, Practice Squad
2	RB	Knile Davis	Waived
	RB	C.J. Spiller	Signed, Free Agent
5	LB	Victor Ochi	Waived
	TE	Eric Tomlinson	Signed, Free Agent
8	WR	Myles White	Terminated from Practice Squad
9	T	Ryan Clady	Placed on IR
	DL	Jarvis Jenkins	Waived
	DL	Anthony Johnson	Signed, Free Agent
	WR	Devin Smith	Activated from PUP List
	T	Zach Sterup	Signed, Practice Squad
12	TE	Kellen Davis	Waived/ Injured
	CB	Dexter McDougle	Signed from Practice Squad
16	T	Jesse Davis	Terminated from Practice Squad
	WR	Mario Alford	Signed, Practice Squad



OFFENSIVE STATS

Won 3, Lost 7			
9/11/2016	L	22- 23	Cincinnati Bengals
9/15/2016	W	37- 31	at Buffalo Bills
9/25/2016	L	3- 24	at Kansas City Chiefs
10/2/2016	L	17- 27	Seattle Seahawks
10/9/2016	L	13- 31	at Pittsburgh Steelers
10/17/2016	L	3- 28	at Arizona Cardinals
10/23/2016	W	24- 16	Baltimore Ravens
10/30/2016	W	31- 28	at Cleveland Browns
11/6/2016	L	23- 27	at Miami Dolphins
11/13/2016	L	6- 9	Los Angeles Rams

	New York Jets	Opponent
Total First Downs	186	200
Rushing	55	49
Passing	108	133
Penalty	23	18
3rd Down: Made/Att	50/131	49/125
3rd Down Pct.	38.2%	39.2%
4th Down: Made/Att	4/8	1/6
4th Down Pct.	50.0%	16.7%
Possession Avg.	30:53	29:07
Total Net Yards	3353	3459
Avg. Per Game	335.3	345.9
Total Plays	626	626
Avg. Per Play	5.4	5.5
Net Yards Rushing	1160	854
Avg. Per Game	116.0	85.4
Total Rushes	259	245
Net Yards Passing	2193	2605
Avg. Per Game	219.3	260.5
Sacked/Yards Lost	21/98	19/126
Gross Yards	2291	2731
Attempts/Completions	346/197	362/234
Completion Pct.	56.9%	64.6%
Had Intercepted	15	6
Punts/Average	48/42.9	44/44.8
Net Punting Avg.	37.8	43.0
Penalties/Yards	61/491	54/492
Fumbles/Ball Lost	15/5	15/3
Touchdowns	19	27
Rushing	8	6
Passing	10	16
Returns	1	5

Score By Periods	Q1	Q2	Q3	Q4	OT	Pts
Team	36	69	31	43	0	179
Opponents	61	74	43	66	0	244

Scoring	TD	Ru	Pa	Rt	PAT	FG	2Pt	Pts
N.Folk	0	0	0	0	17/19	16/18	0	65
M.Forte	8	7	1	0	0/0	0/0	0	48
Q.Enunwa	3	0	3	0	0/0	0/0	0	18
B.Marshall	2	0	2	0	0/0	0/0	0	12
E.Decker	2	0	2	0	0/0	0/0	0	12
B.Powell	2	1	1	0	0/0	0/0	0	12
J.Marshall	1	0	1	0	0/0	0/0	0	6
C.Peake	1	0	0	1	0/0	0/0	0	6
Team	19	8	10	1	17/19	16/18	0	179
Opponents	27	6	16	5	26/26	18/19	1	244

2-Pt. Conversions: Team 0/ 0, Opponents: 1/ 1

Sacks: L.Williams 6.0, S.McLendon 3.5, M.Wilkerson 2.5, L.Mauldin 2.5, S.Richardson 1.5, B.Skrine 1.0, D.Lee 1.0, J.Martin 0.5, D.Harris 0.5 **Team: 19.0, Opponents: 21.0**

Passing	Att	Cmp	Yds	Cmp%	Yds/Att	TD	TD%	Int	Int%	Long	Sack	Lost	Rating
R.Fitzpatrick	298	168	1983	56.4%	6.7	8	2.7%	13	4.4%	57	17/	73	67.6
B.Petty	34	21	182	61.8%	5.4	1	2.9%	1	2.9%	52	1/	6	73.4
G.Smith	14	8	126	57.1%	9.0	1	7.1%	1	7.1%	69t	3/	19	81.3
Team	346	197	2291	56.9%	6.6	10	2.9%	15	4.3%	69t	21/	98	68.7
Opponents	362	234	2731	64.6%	7.5	16	4.4%	6	1.7%	84t	19/	126	95.2

Rushing	No.	Yds	Avg	Long	TD
M.Forte	189	732	3.9	32	7
B.Powell	40	272	6.8	35t	1
R.Fitzpatrick	24	112	4.7	14	0
R.Anderson	1	30	30.0	30	0
G.Smith	2	9	4.5	7	0
C.Spiller	1	4	4.0	4	0
<i>T.Pope</i>	<i>1</i>	<i>1</i>	<i>1.0</i>	<i>1</i>	<i>0</i>
L.Edwards	1	0	0.0	0	0
Team	259	1160	4.5	35t	8
Opponents	245	854	3.5	58t	6

Receiving	No.	Yds	Avg	Long	TD
B.Marshall	43	601	14.0	41	2
Q.Enunwa	38	534	14.1	69t	3
B.Powell	36	240	6.7	18	1
M.Forte	23	179	7.8	31	1
R.Anderson	22	270	12.3	52	0
C.Peake	13	109	8.4	16	0
E.Decker	9	194	21.6	35	2
J.Marshall	9	134	14.9	27	1
A.Seferian-Jenkins	2	17	8.5	9	0
B.Bostick	2	13	6.5	9	0
B.Bowman	0	0	0	0	0
C.Spiller	0	0	0	0	0
<i>K.Davis</i>	<i>0</i>	<i>0</i>	<i>0</i>	<i>0</i>	<i>0</i>
Team	197	2291	11.6	69t	10
Opponents	234	2731	11.7	84t	16

Interceptions	No.	Yds	Avg	Long	TD
M.Gilchrist	2	25	12.5	25	0
M.Williams	2	14	7.0	14	0
B.Skrine	1	51	51.0	51	0
L.Mauldin	1	0	0.0	0	0
Team	6	90	15.0	51	0
Opponents	15	101	6.7	55t	1

Punting	No	Yds	Avg	Net	TB	In	Lg	B
L.Edwards	48	2061	42.9	37.8	2	15	59	0
Team	48	2061	42.9	37.8	2	15	59	0
Opponents	44	1970	44.8	43.0	0	25	78	0

Punt Returns	Ret	FC	Yds	Avg	Long	TD
J.Marshall	13	12	76	5.8	16	0
N.Marshall	1	0	0	0.0	0	0
J.Ross	0	6	0	0	0	0
Team	14	18	76	5.4	16	0
Opponents	23	11	208	9.0	33	0

Kickoff Returns	No.	Yds	Avg	Long	TD
J.Marshall	12	292	24.3	65	0
C.Spiller	5	96	19.2	23	0
J.Ross	2	52	26.0	27	0
Q.Enunwa	1	54	54.0	54	0
N.Marshall	1	24	24.0	24	0
<i>J.Howsare</i>	<i>1</i>	<i>15</i>	<i>15.0</i>	<i>15</i>	<i>0</i>
Team	22	533	24.2	65	0
Opponents	19	462	24.3	96t	1

Field Goals	1-19	20-29	30-39	40-49	50+
N.Folk	0/ 0	10/ 11	4/ 4	2/ 2	0/ 1
Team	0/ 0	10/ 11	4/ 4	2/ 2	0/ 1
Opponents	0/ 0	5/ 5	6/ 6	5/ 5	2/ 3

Fumbles Lost: J.Marshall 2, M.Forte 1, B.Powell 1, L.Edwards 1 **Total: 5**

Opponent Fumble Recoveries: B.Marshall 1, S.Richardson 1 **Total: 3**

ITALICS = No Longer with 2016 Team

Player	Totals	Tackles	Assists	TFL	Sacks	Yards	QH	INT	Yards	PD	FF	FR	Yards
David Harris	58	45	13	4	0.5	3.0	4	-	-	2	-	-	-
Leonard Williams	55	32	23	8	6.0	43.5	16	-	-	-	2	-	-
Calvin Pryor	53	37	16	3	-	-	1	-	-	4	1	-	-
Sheldon Richardson	47	35	12	9	1.5	9.0	10	-	-	1	-	1	-
Marcus Gilchrist	44	32	12	1	-	-	1	2	25	1	1	-	-
Darrelle Revis	43	39	4	1	-	-	-	-	-	3	-	-	-
Muhammad Wilkerson	41	25	16	8	2.5	13.5	10	-	-	3	-	-	-
Darron Lee	36	28	8	4	1	7.0	1	-	-	2	-	-	-
Steve McLendon	34	25	9	7	3.5	15.5	6	-	-	-	1	-	-
Buster Skrine	32	26	6	-	1.0	14.0	-	1	51	5	-	-	-
Marcus Williams	29	24	5	-	-	-	1	2	14	5	2	-	-
Julian Stanford	27	15	12	1	-	-	-	-	-	-	-	-	-
Erin Henderson	24	21	3	3	-	-	2	-	-	-	-	-	-
Jordan Jenkins	22	15	7	3	-	-	4	-	-	2	-	-	-
Lorenzo Mauldin	19	11	8	-	2.5	12.5	16	1	0	2	-	-	-
Rontez Miles	19	12	7	-	-	-	-	-	-	2	-	-	-
Darryl Roberts	12	10	2	-	-	-	2	-	-	1	-	-	-
<i>Jarvis Jenkins</i>	<i>10</i>	<i>9</i>	<i>1</i>	-	-	-	<i>1</i>	-	-	-	-	-	-
Lawrence Thomas	5	3	2	2	-	-	-	-	-	-	-	-	-
Bruce Carter	4	3	1	-	-	-	1	-	-	-	-	-	-
Deon Simon	4	3	1	-	-	-	1	-	-	-	-	-	-
Juston Burris	3	3	0	-	-	-	-	-	-	1	-	-	-
Mike Catapano	2	1	1	-	-	-	2	-	-	-	-	-	-
Antonio Allen	1	1	0	-	-	-	-	-	-	-	-	-	-
Victor Ochi	1	0	1	-	-	-	-	-	-	-	-	-	0
Josh Martin	0	0	0	-	0.5	6.0	1	-	-	-	-	-	-
Totals	625	455	170	54	19.0	124.0	80	6	90	34	7	1	0

SPECIAL TEAM STATISTICS				SPECIAL TEAMS BIG PLAYS	
Player	Totals	Solo	Assist	Touchdowns: 0	
Josh Martin	10	5	5	Blocked Punts: 0	
Juston Burris	6	4	2	Blocked Punt Returns: 0	
Bruce Carter	4	2	2	Blocked Field Goals: 0	
Charone Peake	4	2	2	Blocked FG Returns: 0	
Antonio Allen	3	3	0	Blocked Extra Point: 0	
Nick Marshall	3	2	1	Forced Fumbles: 1 <i>K. Davis</i> (10/23 vs. BLT)	
Julian Stanford	3	1	2	Fumble Recoveries: 0	
Braedon Bowman	2	1	1	Key: TFL = Tackles for Loss, QH = Quarterback Hurries; INT = Interception; FF = Forced Fumbles, FR = Fumble Recovery, PD = Pass Defensed; <i>Italics</i> = No Longer with 2016 Team; * = On Injured Reserve	
<i>Kellen Davis</i>	<i>2</i>	<i>1</i>	<i>1</i>		
Erin Henderson	2	0	2		
<i>Julian Howsare</i>	<i>2</i>	<i>2</i>	<i>0</i>		
Rontez Miles	2	1	1		
Calvin Pryor	2	2	0		
Lawrence Thomas	2	2	0		
Marcus Gilchrist	1	0	1		
Jordan Jenkins	1	1	0		
<i>Taiwan Jones</i>	<i>1</i>	<i>1</i>	<i>0</i>		
Marcus Williams	1	0	1		
Totals	51	30	21		



SUPPLEMENTAL STATS

Overall Record 3-7

Home.....	1-3
Away.....	2-4

When:

Jets win coin toss.....	2-2
Jets lose coin toss.....	1-5
Scoring first.....	1-4
Opponent scores first.....	2-3
Leading at halftime.....	1-2
Tied at halftime.....	0-0
Trailing at halftime.....	2-5
Leading after three quarters.....	3-0
Tied after three quarters.....	0-1
Trailing after three quarters.....	0-6
Overtime.....	0-0
Scoring on first possession.....	1-5
Scoring touchdown on first possession.....	0-1
Scoring field goal on first possession.....	1-4
Scoring 10 or more points.....	3-4
Scoring 20 or more points.....	3-2
Scoring 30 or more points.....	1-1
Allowing 10 or fewer points.....	0-0
Allowing 20 or fewer points.....	1-0
Outcomes of 7 points or less.....	2-3
Outcomes of 3 points or less.....	1-2
Rushing 20 or more times.....	3-5
Rushing 30 or more times.....	3-1
Rushing 40 or more times.....	0-0
Time of possession 30:00 or more.....	3-1
Individual Jets 100-yard rusher.....	2-0
Individual Jets 100-yard receiver.....	1-1
Individual Jets 300-yard passer.....	1-0
Jets out-gain opposition.....	2-3
Jets out-rush opposition.....	3-5
Jets out-pass opposition.....	1-1
Opponent individual 100-yard rusher.....	0-2
Opponent individual 100-yard receiver.....	3-4
Opponent individual 300-yard passer.....	1-3

Surfaces:

On Grass.....	1-4
On Artificial Turf.....	2-3
Outdoors.....	3-6
Indoors.....	0-1

By Month:

September.....	1-2
October.....	2-3
November.....	0-2
December.....	0-0
January.....	0-0

Against:

AFC Opponents.....	3-4
AFC East.....	1-1
AFC North.....	2-2

AFC South.....	0-0
AFC West.....	0-1
NFC Opponents.....	0-3
NFC West.....	0-3

Jersey Color:

Green Jerseys.....	1-1
White Jerseys.....	2-6
Alternate Jerseys.....	0-0

Time Of Game:

Day.....	2-6
Night.....	1-1

Turnover Differential:

Positive.....	2-1
+1.....	1-1
+2.....	1-0
+3 or more.....	0-0
Even.....	1-1
Negative.....	0-5
-1.....	0-1
-2.....	0-2
-3 or more.....	0-2

SINGLE-GAME TEAM HIGHS & LOWS:

NEW YORK JETS

OPPONENTS

YARDS/FIRST DOWNS									
	HIGH			LOW			HIGH		
Total Net Yards	493	at BUF 9/15		230	at ARZ 10/17		433	at PIT 10/9	
Total Plays	71	2x, last at CLV 10/30		52	at ARZ 10/17		72	at PIT 10/9	
First Downs	28	at BUF 9/15		11	at ARZ 10/17		30	at PIT 10/9	
							11	vs. BLT 10/23	

RUSHING									
	HIGH			LOW			HIGH		
Rushing Yards	171	at CLV 10/30		33	at ARZ 10/17		171	at ARZ 10/17	
Rushing Attempts	39	vs. BLT 10/23		14	at ARZ 10/17		35	at ARZ 10/17	
Average Gain/Rush	6.7	at MIA 11/6		2.4	at ARZ 10/17		4.9	at ARZ 10/17	
							0.5	vs. BLT 10/23	

PASSING									
	HIGH			LOW			HIGH		
Net Passing Yards	370	at BUF 9/15		157	vs. LA 11/13		372	at PIT 10/9	
Pass Attempts	44	at KC 9/25		22	vs. BLT 10/23		51	at CLV 10/30	
Pass Completions	25	at PIT 10/9		13	vs. BLT 10/23		34	at PIT 10/9	
Average Gain/Pass	10.6	at BUF 9/15		4.3	at KC 9/25		9.9	at BUF 9/15	
Interceptions Thrown	6	at KC 9/25		0	4x, last at CLV 10/30		2	2x, last at CLV 10/30	
Sacks Allowed	5	vs. BLT 10/23		0	at KC 9/25		7	vs. CIN 9/11	
							0	2x, last at ARZ 10/17	

FUMBLES									
	HIGH			LOW			HIGH		
Fumbles Lost	2	2x, last vs. BLT 10/23		0	7x, last vs. LA 11/13		1	3x, last vs. BLT 10/23	
							0	7x, last vs. LA 11/13	

PENALTIES									
	HIGH			LOW			HIGH		
Penalties	10	2x, last at MIA 11/6		3	at KC 9/25		9	at ARZ 10/17	
Yards Penalized	95	vs. CIN 9/11		15	at KC 9/25		86	at MIA 11/6	
							10	at PIT 10/9	

POINTS/TIME OF POSSESSION									
	HIGH			LOW			HIGH		
Points	37	at BUF 9/15		3	2x, last at ARZ 10/17		31	2x, last at PIT 10/9	
Touchdowns	4	2x, last at CLV 10/30		0	2x, vs. ARZ 10/17		4	3x, last at ARZ 10/17	
Time of Possession	39:12	at BUF 9/15		23:58	at ARZ 10/17		31:50	at PIT 10/9	
							20:48	at BUF 9/15	

INDIVIDUAL SINGLE-GAME BEST:

NEW YORK JETS

OPPONENTS

RUSHING:									
Yards Rushing	100	2x, last Matt Forté vs. BLT 10/23							
Rushing Attempts	30	2x, last Matt Forté vs. BLT 10/23							
Longest Run	35	Bilal Powell at CLV 10/30							
Longest TD Run	35	Bilal Powell at CLV 10/30							

PASSING:									
Yards Passing (gross)	374	Ryan Fitzpatrick at BUF 9/15							
Passes Attempted	44	Ryan Fitzpatrick at KC 9/25							
Passes Completed	25	Ryan Fitzpatrick at PIT 10/9							
TD Passes	2	Ryan Fitzpatrick vs. CIN 9/11							

RECEIVING:									
Yards Receiving	126	Eric Decker at BUF 9/15							
Receptions	8	Brandon Marshall at PIT 10/9							
Longest Reception	69	G. Smith to Q. Enunwa vs. BLT 10/23							
Longest TD Pass	69	G. Smith to Q. Enunwa vs. BLT 10/23							

SPECIAL TEAMS/DEFENSE:									
Longest Kick Return	65	Jalin Marshall vs. CIN 9/11							
Longest Punt	57	2x, last Lachlan Edwards at CLV 10/30							
Longest Punt Return	16	Jalin Marshall vs. BLT 10/23							



SUPPLEMENTAL STATS

INDIVIDUAL SINGLE-GAME BEST:

NEW YORK JETS

OPPONENTS

SPECIAL TEAMS/DEFENSE (Continued):

Longest Field Goal	48	Nick Folk at PIT 10/9
Longest FG Att.	51	Nick Folk vs. BLT 10/23
Most Tackles	11	2x, last David Harris vs LA 11/13
QB Sacks	2.5	Leonard Williams vs. CIN 9/11
Pass Intercepted	1	5X, last Lorenzo Mauldin at CLV 10/30

53	Steven Hauschka, SEA 10/2
53	Steven Hauschka, SEA 10/2
16	Preston Brown, BUF 9/15
2	2x, last Cameron Wake, MIA 11/6
2	2x, last Richard Sherman, SEA 10/2

TAKEAWAY-GIVEAWAY

TAKEAWAYS: 9 resulting in 1 TD, 3 FG, 1 MFG, 2 Punt, 0 Blk Punt, 1 INT, 1 Fumble, 0 Half, 0 Game, 0 Downs = **16 Points**

GIVEAWAYS: 20 resulting in 7 TD, 3 FG, 0 MFG, 2 Punts, 0 Blk Punt, 0 INT, 1 Fumbles, 0 Half, 5 Game, 2 Downs = **59 Points**

GAME-BY-GAME TAKEAWAYS/GIVEAWAYS

DATE	OPP.	TAKEAWAYS			INT	GIVEAWAYS			Differential	W/L
		INT	Fumbles	Total		Fumbles	Total			
09/11	vs. CIN	1	0	1	1	0	1	0		L
09/15	at BUF	1	0	1	0	1	1	0		W
09/25	at KC	0	1	1	6	2	8	-7		L
10/02	vs. SEA	0	0	0	3	0	3	-3		L
10/09	at PIT	0	1	1	0	0	0	+1		L
10/17	at ARZ	0	0	0	2	0	2	-2		L
10/23	vs. BLT	2	1	3	0	2	2	+1		W
10/30	at CLV	2	0	2	0	0	0	+2		W
11/6	at MIA	0	0	0	2	0	2	-2		W
11/13	vs. LA	0	0	0	1	0	0	-1		L
TOTAL		6	3	9	15	5	19	-11		3-7

BIG RUSHING PLAYS (Runs of 10 or more yards)

NEW YORK JETS (31)

OPPONENTS (30)

9/11 vs. CIN	16	Bilal Powell
	16	Bilal Powell
	14	Matt Forté
	13	Matt Forté
	10	Matt Forté

12	Jeremy Hill
11	Giovani Bernard

9/15 at BUF	12	Matt Forté
	10	Ryan Fitzpatrick
	11	Matt Forté
	10	Matt Forté

24	LeSean McCoy
15	Tyrod Taylor
10	Tyrod Taylor
10	LeSean McCoy

9/25 at KC	12	Ryan Fitzpatrick
	10	Matt Forté
	15	Matt Forté
	13	Bilal Powell
	12	Bilal Powell

17	Spencer Ware
13	Spencer Ware
16	Spencer Ware
11	Spencer Ware

10/2 vs. SEA	10	Bilal Powell
--------------	----------	--------------

13	C.J. Spiller
10	Christine Michael

10/9 at PIT	28	Matt Forté
-------------	----------	------------

10	Le'Veon Bell
----------	--------------

10/17 at ARZ	58	David Johnson
	12	J.J. Nelson
	14	David Johnson
	12	Stepfan Taylor
	13	Andre Ellington

10/23 vs. BLT

30 Robby Anderson

15 Matt Forté

11 Matt Forté

10/30 at CLV

18 Matt Forté

35..... Bilal Powell

20 Bilal Powell

15 Matt Forté

11/6 at MIA

14 Ryan Fitzpatrick

31..... Matt Forté

32 Matt Forté

11/13 vs. LA

28 Matt Forté

14 Bilal Powell

15 Matt Forté

17 Bilal Powell

23 Matt Forté

Bold indicates TD

BIG PASSING PLAYS (Passes of 20 or more yards)

NEW YORK JETS (29)

9/11 vs. CIN

24 Matt Forté

23 Quincy Enunwa

22 Eric Decker

9/15 at BUF

37 Brandon Marshall

35 Eric Decker

34 Quincy Enunwa

27 Jalin Marshall

27 Eric Decker

24 Eric Decker

21 Quincy Enunwa

21 Brandon Marshall

9/25 at KC

26 Robby Anderson

31 Eric Decker

10/2 vs. SEA

41 Brandon Marshall

10/9 at PIT

16 Duke Johnson, Jr.

16 Duke Johnson, Jr.

11 Isaiah Crowell

23 Damien Williams

12 Jay Ajayi

12 Jay Ajayi

20 Jay Ajayi

16 Jay Ajayi

24 Benny Cunningham

13 Todd Gurley

11 Todd Gurley

OPPONENTS (31)

54 A.J. Green

54 C.J. Uzomah

49 Brandon LaFell

32 A.J. Green

29 A.J. Green

21 Brandon LaFell

84 Marquise Goodwin

71 Greg Salas

20 Chris Conley

42 Travis Kelce

27 Jimmy Graham

38 Doug Baldwin

24 Jimmy Graham

20 Jimmy Graham

42 Tanner McEvoy

27 Paul Richardson

72 Sammie Coates

22 Sammie Coates



SUPPLEMENTAL STATS

10/17 at ARZ	36 Brandon Marshall	
	23 Brandon Marshall	
10/23 vs. BLT	69 Quincy Enunwa	53 Mike Wallace
	21 Brandon Marshall	20 Kamar Aiken
	31 Matt Forté	29 Kamar Aiken
	28 Robby Anderson	
10/30 at CLV	20 Brandon Marshall	32 Gary Barnidge
	24 Quincy Enunwa	24 Terrelle Pryor
	57 Quincy Enunwa	35 Terrelle Pryor
	31 Brandon Marshall	32 Duke Johnson, Jr.
		25 Ricardo Louis
		26 Duke Johnson
11/6 at MIA	20 Jalin Marshall	24 Dominique Jones
	21 Jalin Marshall	
	25 Quincy Enunwa	
	27 Robby Anderson	
11/6 at MIA	20 Jalin Marshall	46 Kenny Britt
		25 Kenny Britt
		20 Tavon Austin

Bold indicates TD

OFFENSIVE DRIVE ENGINEERING

	Drives	TD	FG	MFG	BLK FG	Punt	BLK Punt	FMBL	INT	DWNS	SFTY	HLF	GAME	ENDRG	PTS
Jets	111	19	16	0	2	48	0	5	15	1	0	3	2	0	179*
Opp.	111	23	18	1	0	44	0	2	6	5	0	4	8	0	223

*NYJ missed two extra points

GOAL-TO-GO SITUATIONS

	Drives	TD	FG	MFG	BLK FG	Punt	BLK Punt	FMBL	INT	DWNS	SFTY	HLF	GAME	ENDRG	PTS
Jets	15	7	4	0	1	0	0	1	2	0	0	0	0	0	70*
Opp.	18	11	5	0	0	0	0	1	0	0	0	0	1	0	93#

*NYJ missed two extra points

#CLV completed a two-point conversion

LONGEST DRIVES

NEW YORK JETS	PLAYS	YARDS	TIME
	15, at BUF 9/15 (FG)	99, vs. LA 11/13 (TD)	8:33, vs. SEA 10/2 (FG)
OPPONENT	PLAYS	YARDS	TIME
	15, vs. LA 11/13 (FG)	92, 2x, vs. SEA 10/2 (TD)	7:37, at ARZ 10/17 (TD)

LONGEST SCORING DRIVES

NEW YORK JETS	PLAYS	YARDS	TIME
(FG)	15, at BUF 9/15	75, 2x, at MIA 11/6	8:19, at BUF 9/15
(TD)	13, at CLV 10/30	99, vs. LA 11/13	6:45, at CLV 10/30
OPPONENT	PLAYS	YARDS	TIME
(FG)	15, vs. LA 11/13	73, vs. LA 11/13	8:15, at KC 9/25
(TD)	14, 3x, last at CLV 10/30	92, 2x, last vs. SEA 10/2	7:37, at ARZ 10/17

JETS DRIVES THAT PENETRATED THE OPPONENTS' 20-YARD LINE

Opp.	Drives	Scores	Score%	TD	TD%	FG	INT	FUM	Blk FG	Miss FG	DWN	Half	Game	Points
9/11 vs. CIN	5	4	80%	2	40%	2	0	0	1	0	0	0	0	19*
9/15 at BUF	7	7	100%	4	57%	3	0	0	0	0	0	0	0	37
9/25 at KC	4	1	20%	0	0%	1	3	0	0	0	0	0	0	3
10/2 vs. SEA	2	2	100%	1	50%	1	0	0	0	0	0	0	0	10
10/9 at PIT	2	2	100%	1	50%	1	0	0	0	0	0	0	0	10
10/17 at ARZ	2	1	50%	0	0%	1	1	0	0	0	0	0	0	3
10/23 vs. BLT	4	3	75%	2	50%	1	0	1	0	0	0	0	0	17
10/30 at CLV	3	3	100%	2	67%	1	0	0	0	0	0	0	0	17
11/6 at MIA	5	4	80%	1	20%	3	1	0	0	0	0	0	0	16
11/13 at LA	1	1	100%	1	100%	0	0	0	0	0	0	0	0	7
Totals	35	28	80.5%	14	40.0%	14	5	1	1	0	0	0	0	138*

*NYJ missed an extra point

OPPONENTS' DRIVES THAT PENETRATED THE JETS' 20-YARD LINE

Opp.	Drives	Scores	Score%	TD	TD%	FG	INT	FUM	Blk FG	Miss FG	DWN	Half	Game	Points
9/11 vs. CIN	3	3	100%	1	33%	2	0	0	0	0	0	0	0	13
9/15 at BUF	1	1	100%	1	100%	0	0	0	0	0	0	0	0	7
9/25 at KC	3	2	67%	1	33%	1	0	1	0	0	0	0	0	10
10/2 vs. SEA	3	3	100%	2	67%	1	0	0	0	0	0	0	0	17
10/9 at PIT	4	3	75%	3	75%	0	0	1	0	0	0	0	0	21
10/17 at ARZ	3	3	100%	3	100%	0	0	0	0	0	0	0	0	21
10/23 vs. BLT	0	0	0%	0	0%	0	0	0	0	0	0	0	0	0
10/30 at CLV	4	4	100%	3	75%	1	0	0	0	0	0	0	0	25
11/6 at MIA	4	3	75%	1	33%	2	0	0	0	0	0	0	1	13
11/13 vs. LA	3	3	100%	0	0%	3	0	0	0	0	0	0	0	9
Totals	28	25	89.3%	15	53.6%	10	0	2	0	0	0	0	1	136

SCORING BY QUARTER:

NEW YORK JETS									OPPONENT					
Date	Opp.	W-L	1ST	2ND	3RD	4TH	OT	Total	1ST	2ND	3RD	4TH	OT	Total
9/11	vs. CIN	L	7	9	0	6	0	22	3	10	7	3	0	23
9/15	at BUF	W	6	14	7	10	0	37	7	3	14	7	0	31
9/25	at KC	L	0	3	0	0	0	3	7	10	0	7	0	24
10/2	vs. SEA	L	3	7	0	7	0	17	0	14	3	10	0	27
10/9	at PIT	L	3	10	0	0	0	13	7	7	3	14	0	31
10/17	at ARZ	L	0	3	0	0	0	3	7	7	7	7	0	28
10/23	vs. BLT	W	7	7	10	0	0	24	10	6	0	0	0	16
10/30	at CLV	W	0	7	14	10	0	31	10	10	0	8	0	28
11/6	at MIA	L	10	3	0	10	0	23	7	7	6	7	0	27
11/13	vs. LA	L	0	6	0	0	0	6	3	0	3	3	0	9
Totals		3-7	36	69	31	43	0	179	61	74	43	66	0	244



2016 BALL POSSESSION AND DRIVE CHART

CINCINNATI BENGALS 23 at NEW YORK JETS 22 (09/11/16)

CINCINNATI BENGALS								Possession: 25:07		Average Start: CIN 26		NEW YORK JETS			Possession: 34:53		Average Start: NYJ 34	
Begin	Time	Plays	Yards	Pen	Net	Last	Result	Begin	Time	Plays	Yards	Pen	Net	Last	Result			
CIN 25	2:31	3	8	-5	3	CIN 28	Punt	NYJ 22	4:49	10	64	14	78	*CIN 3	TD			
CIN 21	1:38	4	10	0	10	CIN 31	INT	CIN 35	2:20	7	26	5	31	*CIN 4	Missed FG			
CIN 20	2:13	6	65	0	65	*NYJ 15	FG	NYJ 23	2:55	5	26	-10	16	NYJ 39	Punt			
CIN 22	2:11	4	78	0	78	CIN 46	TD	CIN 39	1:45	5	24	15	39	*CIN 15	TD			
CIN 25	1:37	3	-10	0	-10	CIN 15	Punt	NYJ 45	4:42	9	28	0	28	CIN 27	FG			
CIN 15	3:19	12	57	25	82	*NYJ 3	FG											
CIN 36	1:56	3	0	-5	-5	CIN 31	Punt	NYJ 11	3:11	5	12	0	12	NYJ 23	Punt			
CIN 8	4:09	9	92	0	92	*NYJ 12	TD	NYJ 16	2:35	5	23	0	23	NYJ 39	Punt			
CIN 25	2:24	6	41	0	41	NYJ 34	Missed FG	NYJ 25	6:43	12	73	0	73	*CIN 2	FG			
CIN 16	2:29	9	40	15	55	NYJ 29	FG	NYJ 42	5:39	9	62	-10	52	*CIN 6	FG			
NYJ 25	0:40	1	0	0	0	NYJ 25	End of Game	NYJ 25	0:14	3	0	0	0	NYJ 25	INT			

*Redzone Possession | **Bold = Scoring Drive**

NEW YORK JETS 37 at BUFFALO BILLS 31 (09/15/16)

NEW YORK JETS								Possession: 39:12				Average Start: 25				BUFFALO BILLS								Possession: 20:48				Average Start: 26			
Begin		Time	Plays	Yards	Pen	Net	Last	Result	Begin		Time	Plays	Yards	Pen	Net	Last	Result														
NYJ 25	8:19		15	65	0	65	*BUF 10	FG	BUF 18	1:25		3	82	0	82	BUF 16	TD														
NYJ 14	5:16		9	49	26	75	*BUF 11	FG																							
NYJ 34	2:15		6	62	4	66	*BUF 1	TD	BUF 26	1:38		3	7	0	7	BUF 33	Punt														
NYJ 23	3:54		7	82	-5	77	*BUF 5	TD	BUF 25	3:20		6	32	-20	12	BUF 37	Punt														
NYJ 10	0:05		1	-1	0	-1	NYJ 10	End of Half	BUF 25	3:48		13	54	0	54	NYJ 21	FG														
NYJ 20	2:54		5	15	0	15	NYJ 33	Fumble	BUF 25	0:51		3	75	0	75	BUF 29	TD														
NYJ 27	1:42		3	11	-10	1	NYJ 28	Punt	BUF 33	0:54		3	6	0	6	BUF 39	Punt														
NYJ 16	6:27		12	80	4	84	*BUF 3	TD																							
NYJ 13	4:12		8	69	0	69	*BUF 18	FG	BUF 47	2:20		4	6	5	11	NYJ 42	INT														
NYJ 44	3:01		5	56	0	56	*BUF 12	TD	BUF 22	3:37		5	28	5	33	NYJ 45	Downs														
NYJ 45	1:07		3	5	0	5	50	Punt	BUF 25	2:45		10	75	0	75	*NYJ 18	TD														
								BUF 15	0:10		1	28	0	28	BUF 15	End of Game															

*Redzone Possession | **Bold = Scoring Drive**

NEW YORK JETS 3 at Kansas City Chiefs 24 (09/25/16)

NEW YORK JETS								KANSAS CITY CHIEFS											
				Possession: 27:55				Average Start: 30				Possession: 32:05				Average Start: 27			
Begin	Time	Plays	Yards	Pen	Net	Last	Result	Begin	Time	Plays	Yards	Pen	Net	Last	Result				
NYJ 39	2:48	5	19	0	19	KC 42	PUNT	KC 17	7:03	11	50	-5	45	NYJ 38	PUNT				
NYJ 1	2:45	6	21	0	21	NYJ 22	INT	NYJ 35	2:11	4	35	0	35	*NYJ 12	TD				
NYJ 25	2:03	5	28	-5	23	NYJ 39	FUMBLE	KC 47	6:59	14	44	0	44	*NYJ 9	FG				
	0:09	0	0	0	0		FUMBLE	KC 16	2:06	7	11	5	16	KC 40	End of Half				
NYJ 44	3:56	9	46	0	46	*KC 10	FG												
NYJ 8	2:21	4	23	0	23	NYJ 31	PUNT	KC 9	3:25	6	47	-5	42	NYJ 49	PUNT				
NYJ 20	5:31	11	56	19	75	*KC 5	INT	KC 37	2:13	4	62	0	62	*NYJ 6	FUMBLE				
NYJ 39	4:05	10	45	10	55	*KC 6	INT	KC 20	4:09	8	41	0	41	NYJ 39	DOWNS				
NYJ 29	2:01	10	31	0	31	KC 40	INT	KC 20	1:37	3	3	0	3	KC 23	PUNT				
NYJ 41	0:42	2	8	0	8	NYJ 49	INT	KC 22	0:28	3	3	0	-3	KC 25	PUNT				
KC 45	1:34	5	28	0	28	*KC 17	INT	KC 20	1:54	3	3	0	-3	KC 18	End of Game				

*Redzone Possession | **Bold = Scoring Drive**

Seattle Seahawks 27 at NEW YORK JETS 17 (10/02/2016)

SEATTLE SEAHAWKS								NEW YORK JETS							
Possession: 30:45				Average Start: SEA 33				Possession: 29:15				Average Start: NYJ 20			
Begin	Time	Plays	Yards	Pen	Net	Last	Result	Begin	Time	Plays	Yards	Pen	Net	Last	Result
SEA 25	3:22	6	34	0	34	NYJ 41	PUNT	NYJ 22	8:33	14	62	0	62	*SEA 16	FG
								NYJ 10	2:59	6	54	-5	49	SEA 41	PUNT
SEA 8	3:32	7	92	0	92	*NYJ 8	TD	NYJ 25	3:52	7	33	-10	23	NYJ 48	PUNT
SEA 15	3:58	7	90	-5	85	NYJ 42	TD	NYJ 25	3:31	10	80	-5	75	*SEA 17	TD
SEA 30	0:13	1	-1	0	-1	SEA 30	End of Half								
SEA 22	4:08	6	14	0	14	SEA 36	PUNT	NYJ 8	3:09	6	7	0	7	NYJ 15	PUNT
SEA 45	3:30	9	41	0	41	*NYJ 14	FG	NYJ 25	1:44	4	-4	22	18	NYJ 43	PUNT
SEA 9	1:32	3	7	0	7	SEA 16	PUNT								
SEA 39	2:07	4	61	0	61	*NYJ 6	TD	NYJ 36	1:30	3	21	-10	11	NYJ 47	INT
SEA 25	5:23	10	27	5	32	NYJ 43	PUNT	NYJ 25	1:08	3	5	0	5	NYJ 30	PUNT
NYJ 20	1:38	4	-15	0	-15	NYJ 35	FG	NYJ 9	0:07	1	0	0	0	NYJ 9	INT
SEA 47	0:34	3	6	0	6	NYJ 47	PUNT	NYJ 25	1:49	7	75	0	75	SEA 45	TD
SEA 48	0:48	2	-2	0	-2	SEA 47	ENDOFGAME	NYJ 13	0:53	5	17	0	17	NYJ 30	INT

*Redzone Possession | **Bold = Scoring Drive**



SUPPLEMENTAL STATS

NEW YORK JETS 13 at Pittsburgh Steelers 31 (10/09/16)

NEW YORK JETS								PITTSBURGH STEELERS							
Possession: 28:10								Possession: 31:50							
Begin	Time	Plays	Yards	Pen	Net	Last	Result	Begin	Time	Plays	Yards	Pen	Net	Last	Result
NYJ 25	3:15	8	58	0	58	*PIT 17	FG	PIT 25	1:29	3	75	0	75	PIT 28	TD
NYJ 25	4:15	8	33	0	33	PIT 42	PUNT	PIT 20	5:14	8	35	-10	25	PIT 45	PUNT
NYJ 11	4:40	9	59	0	59	PIT 30	FG	PIT 22	5:13	10	43	4	47	NYJ 28	Downs
NYJ 31	3:48	7	69	0	69	*PIT 15	TD	PIT 25	1:25	11	73	2	75	*NYJ 1	TD
NYJ 25	0:41	1	-3	0	-3	NYJ 25	End of Half								
NYJ 13	1:13	3	-1	0	-1	NYJ 12	PUNT	PIT 25	2:26	5	19	0	19	PIT 44	PUNT
NYJ 13	4:03	8	37	0	37	PIT 50	PUNT	NYJ 31	0:58	4	2	0	2	NYJ 29	FG
								PIT 34	0:55	3	1	0	1	PIT 35	PUNT
NYJ 20	1:54	3	9	0	9	NYJ 29	PUNT	PIT 20	4:12	9	76	4	80	*NYJ 5	TD
NYJ 19	2:07	4	27	0	27	NYJ 46	PUNT	PIT 38	3:25	6	40	0	40	*NYJ 14	FUMBLE
NYJ 25	0:56	4	27	0	27	NYJ 46	DOWNES	PIT 21	5:43	12	71	8	79	*NYJ 5	TD
								NYJ 44	0:50	2	-2	0	-2	NYJ 45	End of Game

*Redzone Possession | **Bold = Scoring Drive**

NEW YORK JETS 3 at Arizona Cardinals 28 (10/17/16)

NEW YORK JETS								PITTSBURGH STEELERS							
Possession: 23:58								Possession: 36:02							
Begin	Time	Plays	Yards	Pen	Net	Last	Result	Begin	Time	Plays	Yards	Pen	Net	Last	Result
NYJ 9	2:09	3	3	0	3	NYJ 12	PUNT	ARZ 25	2:48	5	19	0	19	ARZ 44	PUNT
NYJ 25	2:33	4	18	-10	8	NYJ 33	PUNT	ARZ 42	0:12	1	58	0	58	ARZ 42	TD
NYJ 12	1:40	3	4	0	4	NYJ 16	PUNT	ARZ 24	3:48	6	15	15	30	NYJ 46	PUNT
								ARZ 32	1:33	3	6	0	6	ARZ 38	PUNT
NYJ 21	3:11	7	54	4	58	*ARZ 21	FG	ARZ 25	5:23	11	56	19	75	*NYJ 2	TD
NYJ 25	1:04	3	1	0	1	NYJ 26	PUNT	ARZ 37	1:33	3	5	0	6	ARZ 42	PUNT
NYJ 22	1:25	3	9	0	9	NYJ 31	PUNT	ARZ 10	1:18	5	33	-5	28	ARZ 38	PUNT
NYJ 20	1:19	6	41	-5	36	ARZ 44	PUNT	ARZ 7	0:04	1	-1	0	1	ARZ 7	End of Half
NYJ 25	1:59	3	6	0	6	NYJ 31	PUNT	ARZ 32	7:37	14	74	-6	68	*NYJ 2	TD
NYJ 25	1:18	3	9	0	9	NYJ 34	PUNT								
NYJ 25	4:38	12	66	-5	61	*ARZ 14	INT								
NYJ 25	4:00	9	28	0	28	ARZ 47	INT	ARZ 11	7:26	14	89	0	89	*NYJ 9	TD
								ARZ 38	4:20	7	38	0	38	NYJ 23	End of Game

*Redzone Possession | **Bold = Scoring Drive**

BALTIMORE RAVENS 16 at NEW YORK JETS 24 (10/23/16)																
BALTIMORE RAVENS		Possession: 23:23				Average Start: BLT 25		NEW YORK JETS		Possession: 36:37				Average Start: NYJ 37		
Begin	Time	Plays	Yards	Pen	Net	Last	Result	Begin	Time	Plays	Yards	Pen	Net	Last	Result	
BLT 25	2:20	5	11	0	11	BLT 36	PUNT	NYJ 9	3:03	7	-2	0	-2	NYJ 29	FUMBLE	
BLT 10	2:03	5	59	0	59	NYJ 31	FG	NYJ 25	3:07	6	23	0	23	NYJ 48	PUNT	
								NYJ 24	3:15	5	76	0	76	NYJ 31	TD	
BLT 25	4:15	11	44	0	44	NYJ 31	FG	NYJ 16	4:07	6	13	0	13	NYJ 29	PUNT	
BLT 34	3:16	4	39	-15	24	NYJ 42	PUNT	NYJ 15	2:49	7	85	0	85	*BLT 13	TD	
BLT 25	1:45	8	50	0	50	NYJ 25	FG									
BLT 28	1:53	4	15	0	15	BLT 43	PUNT	NYJ 25	3:42	5	30	0	30	BLT 45	PUNT	
BLT 42	0:49	2	-3	0	-3	BLT 39	INT	NYJ 2	1:33	3	8	0	8	NYJ 10	PUNT	
BLT 25	0:57	3	0	0	0	BLT 25	INT	BLT 3	2:03	4	4	-5	-1	*BLT 4	FG	
								BLT 24	2:17	4	21	0	21	*BLT 6	FUMBLE	
								BLT 5	0:50	3	5	0	5	*BLT 1	TD	
BLT 25	1:11	3	5	0	5	BLT 30	PUNT	NYJ 27	3:34	5	21	5	26	BLT 47	PUNT	
BLT 15	1:22	3	0	0	0	BLT 15	PUNT	NYJ 28	2:12	3	1	0	1	NYJ 29	PUNT	
BLT 19	1:23	3	-1	0	-1	BLT 18	PUNT	NYJ 32	3:10	7	35	0	35	BLT 33	BLOCKED FG	
BLT 30	2:09	9	26	0	26	NYJ 44	Downs	NYJ 44	0:55	3	2	-5	-3	NYJ 42	End of Game	

*Redzone Possession | **Bold = Scoring Drive**

NEW YORK JETS 31 at CLEVELAND BROWNS 28 (10/30/16)																
NEW YORK JETS		Possession: 33:41				Average Start: 31		CLEVELAND BROWNS		Possession: 26:19				Average Start: 22		
Begin	Time	Plays	Yards	Pen	Net	Last	Result	Begin	Time	Plays	Yards	Pen	Net	Last	Result	
NYJ 25	2:14	3	9	0	9	NYJ 34	PUNT	CLV 25	3:15	8	75	0	75	*NYJ 5	TD	
NYJ 40	1:09	3	-2	0	-2	NYJ 38	PUNT	CLV 13	1:29	3	6	0	6	CLV 19	PUNT	
								CLV 18	3:42	8	59	0	59	NYJ 23	FG	
NYJ 13	5:27	12	82	5	87	CLV 35	TD	CLV 25	1:04	3	4	0	4	CLV 29	Punt	
NYJ 34	1:01	3	-4	0	-4	NYJ 30	PUNT	CLV 28	1:56	6	23	0	23	NYJ 49	Punt	
NYJ 15	2:12	4	21	0	21	NYJ 36	PUNT	CLV 30	4:40	6	58	12	70	*NYJ 1	TD	
NYJ 25	0:26	3	0	0	0	NYJ 25	PUNT	CLV 42	1:25	6	49	0	49	*NYJ 9	FG	
NYJ 22	6:45	12	78	0	78	CLV 24	TD	CLV 25	3:01	7	38	0	38	NYJ 37	PUNT	
NYJ 16	3:03	8	84	0	84	*CLV 4	TD	CLV 19	1:06	3	3	0	3	CLV 22	PUNT	
NYJ 19	6:27	13	81	0	81	*CLV 2	TD	CLV 25	0:35	2	5	0	5	CLV 30	INT	
NYJ 24	3:36	6	42	-15	27	CLV 49	PUNT	CLV 1	0:14	3	0	5	5	CLV 6	INT	
CLV 8	1:09	4	2	0	2	*CLV 6	FG	CLV 16	3:52	14	84	0	84	*NYJ 1	TD	
NYJ 44	0:12	1	0	0	0	NYJ 44	End of Game									

*Redzone Possession | **Bold = Scoring Drive**



SUPPLEMENTAL STATS

NEW YORK JETS 23 at MIAMI DOLPHINS 287 (11/6/16)

NEW YORK JETS								MIAMI DOLPHINS							
Possession: 29:38				Average Start: 28				Possession: 30:22				Average Start: 35			
Begin	Time	Plays	Yards	Pen	Net	Last	Result	Begin	Time	Plays	Yards	Pen	Net	Last	Result
NYJ 25	6:34	13	65	5	70	*MIA 5	FG	MIA 25	3:30	6	40	35	75	NYJ 20	TD
NYJ 25	4:21	8	60	15	75	MIA 31	TD								
NYJ 22	4:56	9	80	-5	75	*MIA 3	FG	MIA 25	5:19	11	75	0	75	*NYJ 1	TD
NYJ 11	0:48	3	2	0	9	NYJ 13	PUNT	MIA 28	3:13	6	12	15	27	NYJ 45	PUNT
								MIA 36	1:19	5	8	0	8	NYJ 44	End of Half
NYJ 27	1:30	3	9	0	9	NYJ 36	PUNT	MIA 25	3:29	6	11	0	11	MIA 36	PUNT
NYJ 25	0:08	1	0	0	0	NYJ 25	INT	MIA 29	4:53	10	51	5	56	*NYJ 15	FG
								NYJ 14	1:38	4	8	-5	3	*NYJ 11	FG
NYJ 23	5:32	9	47	20	67	*MIA 10	FG	MIA 27	2:32	6	24	0	24	NYJ 49	PUNT
NYJ 10	3:18	6	53	26	79	*MIA 11	INT	MIA 20	1:08	4	-2	0	-2	MIA 24	DOWN
MIA 18	0:10	2	18	0	18	*MIA 18	TD		0:27	0	0	0	0		TD
NYJ 25	2:21	3	-4	0	-4	NYJ 21	PUNT	MIA 46	2:54	6	41	2	43	*NYJ 10	END OF GAME

*Redzone Possession | **Bold = Scoring Drive**

LOS ANGELES RAMS 9 at NEW YORK JETS 6 (11/13/16)

LOS ANGELES RAMS								NEW YORK JETS							
Possession: 34:29				Average Start: LA 28				Possession: 25:31				Average Start: NYJ 18			
Begin	Time	Plays	Yards	Pen	Net	Last	Result	Begin	Time	Plays	Yards	Pen	Net	Last	Result
LA 25	5:23	12	73	0	73	*NYJ 2	FG	NYJ 19	2:23	3	14	-5	9	NYJ 28	PUNT
LA 32	5:33	9	30	-5	25	NYJ 43	PUNT								
LA 16	2:52	4	42	-5	37	NYJ 47	PUNT	NYJ 1	4:06	9	99	0	99	*LA 4	TD
LA 18	1:36	3	-1	0	-1	LA 17	PUNT	NYJ 14	4:34	8	21	5	26	NYJ 40	PUNT
LA 20	0:23	3	4	0	4	LA 24	PUNT	NYJ 10	2:37	6	17	5	22	NYJ 32	PUNT
								NYJ 31	0:33	5	42	-11	31	NYJ 45	End of Half
LA 29	1:23	3	7	0	7	LA 36	PUNT	NYJ 25	1:27	3	2	0	2	NYJ 27	PUNT
LA 25	8:15	15	65	-10	55	*NYJ 20	FG	NYJ 5	3:35	6	39	0	39	NYJ 44	PUNT
LA 8	1:21	3	9	0	9	LA 17	PUNT	NYJ 27	2:16	5	18	15	33	LA 40	PUNT
LA 48	4:00	10	36	0	36	*NYJ 16	FG	NYJ 15	0:51	3	2	0	2	NYJ 17	PUNT
LA 20	1:51	5	18	-10	8	LA 28	PUNT	NYJ 25	2:06	6	23	0	23	NYJ 48	PUNT
NYJ 37	1:52	3	-3	0	-3	NYJ 39	End of Game	NYJ 23	1:03	4	19	0	19	NYJ 42	INT

*Redzone Possession | **Bold = Scoring Drive**

GAME-BY-GAME THIRD DOWNS:

DATE	OPPONENT	NEW YORK JETS			OPPONENTS		
		MADE	ATT	PCT	MADE	ATT	PCT
9/11	vs. CIN	4	12	33%	3	11	33%
9/15	at BUF	8	13	62%	3	10	30%
9/25	at KC	7	14	50%	7	15	47%
10/2	vs. SEA	7	15	47%	3	10	30%
10/9	at PIT	2	11	18%	5	10	50%
10/17	at ARZ	2	13	15%	6	11	55%
10/23	vs. BLT	6	16	38%	3	14	21%
10/30	at CLV	7	15	47%	8	16	50%
11/6	at MIA	3	10	27%	5	11	45%
11/13	vs. LA	4	12	33%	6	17	35%
TOTAL		50	131	38.2%	49	125	39.2%

GAME-BY-GAME FOURTH DOWNS:					NEW YORK JETS			OPPONENTS		
DATE	OPPONENT	MADE	ATT	PCT	MADE	ATT	PCT	MADE	ATT	PCT
9/11	vs. CIN	0	0	-	0	0	-			
9/15	at BUF	0	0	-	1	2	50%			
9/25	at KC	1	2	50%	0	1	0%			
10/2	vs. SEA	1	1	100%	0	0	-			
10/9	at PIT	0	1	0%	0	1	0%			
10/17	at ARZ	1	2	50%	0	0	-			
10/23	vs. BLT	0	1	0%	0	1	0%			
10/30	at CLV	1	1	100%	0	0	-			
11/6	at MIA	0	0	-	0	1	0%			
11/13	vs. LA	0	0	-	0	0	-			
TOTAL		4	8	50%	1	6	16.7%			

GAME-BY-GAME OFFENSIVE STARTERS

Game	QB	RB`	TE	TE	WR	WR	LT	LG	C	RG	RT
9/11 vs. CIN	Fitzpatrick	Forté	Enunwa (WR)	Davis	Decker	Marshall	Clady	Carpenter	Mangold	Winters	Ijalana
9/15 at BUF	Fitzpatrick	Forté	Bostick	Davis	Decker	Marshall	Clady	Carpenter	Mangold	Winters	Qvale
9/25 at KC	Fitzpatrick	Forté	Enunwa (WR)	J.Marshall (WR)	Decker	Marshall	Clady	Carpenter	Mangold	Winters	Ijalana
10/2 vs. SEA	Fitzpatrick	Forté	Anderson (WR)	K. Davis	Enunwa	Marshall	Clady	Carpenter	Mangold	Winters	Qvale
10/9 at PIT	Fitzpatrick	Forté	Anderson (WR)	K. Davis	Enunwa	Marshall	Clady	Carpenter	Mangold	Qvale	Ijalana
10/17 at ARZ	Fitzpatrick	Forté	Anderson (WR)	K. Davis	Enunwa	Marshall	Clady	Carpenter	Mangold	Winters	Ijalana
10/23 vs. BLT	Smith	Forté	Bostick	K. Davis	Anderson	Marshall	Clady	Carpenter	Mangold	Winters	Ijalana
10/30 at CLV	Fitzpatrick	Forté	Bostick	K. Davis	Anderson	Marshall	Clady	Carpenter	Johnson	Winters	Giacomini
11/6 at MIA	Fitzpatrick	Forté	Anderson (WR)	C. Peake (WR)	Enunwa	Marshall	Ijalana	Carpenter	Johnson	Winters	Giacomini
11/13 vs. LA	Petty	Forté	Bostick	Tomlinson	Enunwa	Marshall	Ijalana	Carpenter	Johnson	Winters	Giacomini

GAME-BY-GAME DEFENSIVE STARTERS

Game	DL	DL	DL	DL/OLB	ILB	ILB	OLB	CB	CB	S	S
9/11 vs. CIN	Wilkerson	McLendon	L. Williams	Thomas	Harris	Henderson	Catapano	Revis	Skrine	Pryor	Gilchrist
9/15 at BUF	Wilkerson	McLendon	L. Williams	Richardson	Harris	Lee	M.Williams(CB)	Revis	Skrine	Pryor	Gilchrist
9/25 at KC	Wilkerson	McLendon	L. Williams	Richardson	Harris	Lee	Jo. Jenkins	Revis	Skrine	Pryor	Gilchrist
10/2 vs. SEA	Wilkerson	McLendon	L. Williams	Richardson	Harris	Henderson	Jo. Jenkins	Revis	Skrine	Pryor	Gilchrist
10/9 at PIT	Wilkerson	McLendon	L. Williams	Richardson	Harris	Henderson	D.Roberts(CB)	M. Williams	Skrine	Pryor	Gilchrist
10/17 at ARZ	Wilkerson	McLendon	L. Williams	Richardson	Lee	Henderson	Jo. Jenkins	Revis	Skrine	Pryor	Gilchrist
10/23 vs. BLT	McLendon	L. Williams	Richardson	M.Williams(DB)	Harris	Carter	Catapano	Revis	Skrine	Pryor	Gilchrist
10/30 at CLV	Wilkerson	McLendon	L. Williams	Richardson	Harris	Stanford	Jo. Jenkins	Revis	D.Simon(DL)	Pryor	Gilchrist
11/6 at MIA	Ja. Jenkins	McLendon	L.Williams	L. Mauldin	Harris	Stanford	Jo. Jenkins	Revis	Skrine	Pryor	Gilchrist
11/13 vs. LA	Wilkerson	L. Williams	Richardson	L. Mauldin	Harris	Stanford	Jo. Jenkins	Revis	Skrine	Pryor	Gilchrist

GAME-BY-GAME INACTIVES

vs. CIN (9/11)	B. Bowman	C. Hackenberg	Jo. Jenkins	B. Petty	T. Pope	D. Roberts	B. Shell
at BUF (9/15)	D. Dozier	C. Hackenberg	Jo. Jenkins	B. Petty	T. Pope	D. Roberts	B. Shell
at KC (9/25)	M. Catapano	C. Hackenberg	E. Henderson	B. Petty	T. Pope	D. Roberts	B. Shell
vs. SEA (10/2)	E. Decker	C. Hackenberg	J. Marshall	B. Petty	D. Roberts	A.Seferian-Jenkins	B. Shell
at PIT (10/9)	B. Bowman	E. Decker	C. Hackenberg	J. Marshall	B. Petty	D. Revis	B. Winters
at ARZ (10/17)	J. Butler	C. Hackenberg	D. Harris	N. Marshall	B. Petty	A.Seferian-Jenkins	B. Shell
vs. BLT (10/23)	J. Butler	C. Hackenberg	D. Lee	B. Petty	B. Qvale	A.Seferian-Jenkins	M. Wilkerson
at CLV (10/30)	B. Carter	C. Hackenberg	D. Lee	N. Mangold	B. Qvale	A.Seferian-Jenkins	B. Skrine
at MIA (11/6)	B. Carter	K. Davis	C. Hackenberg	D. Lee	N. Mangold	B. Qvale	E. Tomlinson
vs. LA (11/13)	B. Carter	C. Hackenberg	N. Mangold	J. Martin	B. Shell	D. Smith	M. Williams



SUPPLEMENTAL STATS

GAME-BY-GAME STATISTICS: NEW YORK JETS OFFENSE

	FIRST DOWNS				TOT. OFFENSE			NET PASSING						RUSHING			PENALTIES		FUMBLES			
Game	Tot	Run	Pass	Pen	Play	Yds	Avg	Att	Cmp	Yds	TD	INT	Sk	Att	Yds	Avg	TD	No.	Yds	No.	Lost	T.O.P.
9/11 vs. CIN	22	8	11	3	66	340	5.2	35	19	188	2	1	1	30	152	5.1	0	7	95	1	0	34:53
9/15 at BUF	28	7	18	3	71	493	6.9	34	24	370	1	0	1	36	123	3.4	3	7	50	2	1	39:12
9/25 at KC	17	6	9	2	66	305	4.6	44	20	188	0	6	0	22	117	5.3	0	3	15	3	2	27:55
10/2 vs. SEA	20	4	13	3	65	305	4.7	23	41	247	1	3	4	20	58	2.9	0	7	60	1	0	29:15
10/9 at PIT	16	4	12	0	58	316	5.4	38	25	244	1	0	3	17	72	4.2	0	4	18	1	0	28:10
10/17 at ARZ	11	2	8	1	52	230	4.4	37	20	197	0	2	1	14	33	2.4	0	10	83	1	0	23:58
10/23 vs. BLT	16	7	7	2	66	344	5.2	22	13	189	2	0	5	39	155	4.0	1	4	25	2	2	36:37
10/30 at CLV	21	8	12	1	71	393	5.5	34	16	222	1	0	2	35	171	4.9	3	5	37	0	0	33:41
11/6 at MIA	18	3	10	5	54	332	6.1	29	18	191	1	2	3	21	140	6.7	1	10	77	3	0	29:38
11/13 vs. LA	17	6	8	3	58	296	5.1	32	19	157	1	1	1	25	139	5.6	0	4	31	1	0	25:31
Total	186	55	108	23	626	3,353	5.4	346	197	2,193	10	15	21	259	1,160	4.5	8	61	491	15	5	30:53

GAME-BY-GAME STATISTICS: OPPONENT OFFENSE

	FIRST DOWNS				TOT. OFFENSE			NET PASSING						RUSHING			PENALTIES		FUMBLES			
Game	Tot	Run	Pass	Pen	Play	Yds	Avg	Att	Cmp	Yds	TD	INT	Sk	Att	Yds	Avg	TD	No.	Yds	No.	Lost	T.O.P.
9/11 vs. CIN	18	5	11	2	56	381	6.8	30	23	366	1	1	7	19	57	3.0	1	5	44	0	0	25:07
9/15 at BUF	16	6	9	1	50	393	7.9	31	19	307	3	1	0	19	86	4.5	0	6	59	1	0	20:48
9/25 at KC	18	4	14	0	62	293	4.7	33	25	221	1	0	2	27	72	2.7	0	5	59	1	1	32:05
10/2 vs. SEA	21	4	15	2	60	354	5.9	32	23	288	3	0	2	26	66	2.5	0	7	71	0	0	30:45
10/9 at PIT	30	3	23	4	72	433	6.0	47	34	380	4	0	1	24	61	2.5	0	1	10	2	1	31:50
10/17 at ARZ	28	10	14	4	70	396	5.7	35	24	225	1	0	0	35	171	4.9	3	9	64	3	0	36:02
10/23 vs. BLT	11	0	11	0	57	245	4.3	44	25	239	0	2	2	11	11	1.0	0	4	35	3	1	23:23
10/30 at CLV	22	4	17	1	70	407	5.8	51	27	339	2	2	1	18	68	3.8	1	2	10	1	0	26:19
11/6 at MIA	20	7	9	4	62	274	4.4	29	17	137	1	0	1	32	137	4.3	1	8	86	3	0	30:22
11/13 vs. LA	16	6	10	0	67	280	4.2	30	17	155	0	0	3	34	125	3.7	0	7	55	1	0	34:29
Total	200	49	133	18	626	3,459	5.5	362	234	2,605	16	6	19	245	854	3.5	6	54	442	15	3	29:07

LAST TIME IT HAPPENED



TEAM

Won in Overtime

JETS: 26-20 vs. NE (6-yd TD by Eric Decker) 12/27/15
OPP: 30-24, at MIN (87-yard TD by Jarius Wright) 12/07/14

Won in Last 2:00 of Regulation

JETS: 19-16 (Randy Bullock 40-yd FG; 0:36 in 4Q) at DAL 12/19/15
OPP: 23-22 (Mike Nugent 47-yd FG; 0:54 in 4Q), vs. CIN 09/11/16

Tied Game in Last 2:00

JETS: 20-20 (Brandon Marshall 9-yd TD; 0:27 in 4Q) at NYG 12/06/15
OPP: 20-20 (James White 9-yd TD; 1:55 in 4Q), vs. NE 12/27/15

Shutout

JETS: 37-0 vs. CIN 01/13/10
OPP: 31-0, at SD 10/05/14

Won by Three-or-Less Points

JETS: 31-28 at CLV 10/30/16
OPP: 9-6, vs. LA 11/13/16

Won by Eight-or-Less Points

JETS: 31-28 at CLV 10/30/16
OPP: 9-6, vs. LA 11/13/16

Won by 20+ Points

JETS: 30-8 vs. TEN 12/13/15
OPP: 28-3, at ARZ 10/17/16

Won after Trailing by 20+ Points

JETS: 40-37 (Trailed 30-7 with 00:12 in 3Q) vs. MIA 10/23/00
OPP: 31-27 (Trailed 21-0 with 5:53 in 2Q), vs. NE 11/10/96

Won after Trailing by 10+ Points

JETS: 31-28 (Trailed 20-7 with 0:00 in 2Q) at CLV 10/30/16
OPP: 31-24 (Trailed 21-3 with 10:38 in 2Q), at GB 09/14/14

Won after Trailing in the Fourth Quarter

JETS: 19-16 (Trailed 13-9 until 8:58) at DAL 12/19/15
OPP: 27-23 (Trailed 23-20 until 5:42), at MIA 11/06/16

Won after Trailing at Halftime

JETS: 31-28 (Trailed 20-7 at Half), at CLV 10/30/16
OPP: 9-3 (Trailed 6-3 at Half), vs. LA 11/13/16

OFFENSE

500+ Total Net Yards (Team)

JETS: 513 (182 rush, 331 pass) vs. BUF 09/22/13
OPP: 511 (125 rush, 386 pass), at NE 11/13/08

400+ Total Net Yards (Team)

JETS: 497 (123 rush, 374 pass) at BUF 09/15/16
OPP: 407 (68 rush, 339 pass), at CLV 10/30/16

50+ Points Scored (Team)

JETS: 56 vs. ARZ 09/28/08
OPP: 52 at MIA 09/03/95

40+ Points Scored (Team)

JETS: 48 vs. BUF 09/09/12
OPP: 43 vs. BUF 10/26/14

No Turnovers

JETS: at CLV 10/30/16
OPP: vs. LA 11/13/16

No Sacks Allowed

JETS: at KC 09/25/16
OPP: at ARZ 10/17/16

PASSING

100+ Passer Rating (Individual)

JETS: Geno Smith (132.8), vs. BLT 10/23/16
Ryan Fitzpatrick (115.2), vs. BLT 10/23/16
OPP: Ben Roethlisberger (124.4), at PIT 10/09/16

400+ Net Passing Yards (Team)

JETS: 473 (69 att) at BLT 12/24/00
OPP: 426 (57 att), vs. ARZ 09/28/08

300+ Net Passing Yards (Team)

JETS: 374 (34 att), at BUF 09/15/16
OPP: 339 (51 att), at CLV 10/30/16

400+ Passing Yards (Individual)

JETS: Vinny Testaverde (481) at BLT 12/24/00
OPP: Matt Cassel (400), at NE 11/13/08

300+ Passing Yards (Individual)

JETS: Ryan Fitzpatrick (374 yds) at BUF 09/15/16
OPP: Josh McCown (341 yds), at CLV 10/30/16

50+ Passing Attempts (Individual)

JETS: Ryan Fitzpatrick (50 att.) at NYG 12/06/15
OPP: Ryan Tannehill (58 att.), vs. MIA 11/29/15

40+ Passing Attempts (Individual)

JETS: Ryan Fitzpatrick (41 att.), vs. SEA 10/02/16
OPP: Josh McCown (49 att.), at CLV 10/30/16

30+ Pass Completions (Individual)

JETS: Ryan Fitzpatrick (36 cmp.) at NYG 12/06/15
OPP: Ben Roethlisberger (34 cmp.), at PIT 10/09/16

25+ Pass Completions (Individual)

JETS: Ryan Fitzpatrick (25 cmp.) at PIT 10/09/16
OPP: Josh McCown (25 cmp.), at CLV 10/30/16

Six+ Touchdown Passes (Individual)

JETS: Brett Favre (6*) vs. ARZ 09/28/08
OPP: Dan Marino (6), vs. MIA 09/21/86
*Tied Franchise Record

Five+ Touchdown Passes (Individual)

JETS: Brett Favre (6*) vs. ARZ 09/28/08
OPP: Andy Dalton (5), at CIN 10/27/13
*Tied Franchise Record

Four+ Touchdown Passes (Individual)

JETS: Ryan Fitzpatrick (4) vs. MIA 11/29/15
OPP: Ben Roethlisberger (4), at PIT 10/09/16



LAST TIME IT HAPPENED

RUSHING

300+ Rushing Yards (Team)

JETS: 316 (54 att.) at OAK 10/25/09
OPP: 328 (47 att.), at NE 09/18/83

200+ Rushing Yards (Team)

JETS: 221 (41 att.) vs. WAS 10/18/15
OPP: 247 (44 att.), vs. SF 09/30/12

200+ Rushing Yards (Individual)

JETS: Thomas Jones (210 yds*) vs. BUF 10/18/09
OPP: Thurman Thomas (214 yds), vs. BUF 09/24/90
*Franchise Record

100+ Rushing Yards (Individual)

JETS: **Matt Forté (100 yds) vs. BLT 10/23/16**
OPP: **Jay Ajayi (111 yds), at MIA 11/06/16**

Consecutive 100-Yard Rushing Performances (Individual)

JETS: Chris Ivory (166) at MIA (London) 10/04/15
Chris Ivory (146 yds) vs. WAS 10/18/15
OPP: Branden Oliver (114 yds), at SD 10/05/14
Ronnie Hillman (100 yds), vs. DEN 10/12/14

50+ Rushing Attempts (Team)

JETS: 52 (177 yds) vs. NE 10/20/13
OPP: 50 (151 yds), vs. NE 12/26/05

40+ Rushing Attempts (Team)

JETS: 41 (221 yds) vs. WAS 10/18/15
OPP: 40 (162 yds), at SD 10/05/14

30+ Rushing Attempts (Individual)

JETS: **Matt Forté (30) vs. BLT 10/23/16**
OPP: Clinton Portis (36), vs. WAS 11/04/07

Three+ Rushing Touchdowns (Individual)

JETS: **Matt Forte (3) at BUF 09/15/16**
OPP: **David Johnson (3), at ARZ 10/17/16**

Two Rushing Touchdowns (Individual)

JETS: **Matt Forte (2) at CLV 10/30/16**
OPP: **David Johnson (3), at ARZ 10/17/16**

Rush of 70 Yards or More (Individual)

JETS: Chris Ivory (71t) vs. OAK 09/07/14
OPP: Lamar Miller (97t), at MIA 12/28/14

Rush of 40 Yards or More (Individual)

JETS: Chris Ivory (54) vs. WAS 10/18/15
OPP: **David Johnson (58t), at ARZ 10/17/16**

RECEIVING

10+ Receptions (Individual)

JETS: Brandon Marshall (12 rec.) at NYG 12/06/15
OPP: **Mike Wallace (10 rec.), vs. BLT..... 10/23/16**

200+ Receiving Yards (Individual)

JETS: Eric Decker (221 yds) at MIA 12/28/14
OPP: Jordy Nelson (209 yds), at GB 09/14/14

100+ Receiving Yards (Individual)

JETS: **Brandon Marshall (114 yds) at PIT 10/09/16**
OPP: **Kenny Britt (109 yds), vs. LA 11/13/16**

Consecutive 100-Yard Receiving Games (Individual)

JETS: Brandon Marshall (115 yds) vs NE..... 12/27/15
Brandon Marshall (126 yds) at BUF..... 01/03/16
OPP: **Mike Wallace (120 yds), vs. BLT 10/23/16**
Terrelle Pryor (101 yds), at CLV 10/30/16

Two 100-Yard Receivers in Same Game

JETS: **Brandon Marshall (101 yds) at BUF 09/15/16**
Eric Decker (126 yds) at BUF
OPP: Allen Hurns (122 yds), vs. JAX 11/08/15
Allen Robinson (121 yds), vs. JAX

Three+ Receiving Touchdowns (Individual)

JETS: Plaxico Burress (3) vs. SD 10/23/11
OPP: Marvin Jones (4), at CIN..... 10/27/13

Two Receiving Touchdowns

JETS: Brandon Marshall (2) vs. NE..... 12/27/15
OPP: **Andrew Hawkins (2), at CLV 10/30/16**

Multiple Receivers with Multiple Receiving TDs

JETS: Laveranues Coles (3) vs. ARZ 09/28/08
Jerricho Cotchery (2)
OPP: Andre Reed (2), at BUF..... 11/24/96
Steve Tasker (2)

Pass Reception of 70 Yards or More

JETS: Eric Decker (74t yds) at MIA..... 12/28/14
OPP: **Sammie Coates (72t yds), at PIT 10/09/16**

Pass Reception of 40 Yards or More

JETS: **Quincy Enunwa (57t yds) at CLV 10/30/16**
OPP: **Mike Wallace (53 yds) vs. BLT 10/23/16**

DEFENSE

Shutout

JETS: 37-0 vs. CIN 01/03/10
OPP: 31-0, at SD 10/05/14

Game without Allowing an Offensive Touchdown (Team)

JETS: **6-9 vs. LA 11/13/16**
OPP: **28-3 at ARZ 10/17/16**

Under 200 Total Yards Allowed (Team)

JETS: 158 vs. OAK..... 09/07/14
OPP: 151, at SD 10/05/14

Under 100 Net Passing Yards Allowed (Team)

JETS: 56 vs. ARZ 12/02/12
OPP: 49, vs. MIA 12/01/14

Completion Percentage under 50.0% (Team)

JETS: 47.1% (T. Yates: 16/34) at HST..... 11/22/15
OPP: **47.1% (R. Fitzpatrick: 20/44), at CLV..... 10/30/16**

Passer Rating under 50 (Team)

JETS: 42.7 (M. Cassel & K. Moore) at DAL..... 12/19/15
OPP: **47.7 (R. Fitzpatrick & G. Smith), at ARZ 10/17/16**

LAST TIME IT HAPPENED



Under 50 Rushing Yards Allowed (Team)

JETS: 11 (12 att.) vs. BLT 10/23/16
OPP: 33 (14 att.), at ARZ 10/17/16

Five+ Takeaways (Team)

JETS: 5 (3 INTs, 2 FRs) at IND 09/21/15
OPP: 8 (6 INTs, 2 FRs) at KC 09/25/16

Four+ Takeaways (Team)

JETS: 4 (4 INTs) at DAL 12/19/15
OPP: 8 (6 INTs, 2 FRs) at KC 09/25/16

Safety (Individual)

JETS: Sheldon Richardson Sack (T. Bridgewater) at MIN 12/07/14
OPP: Geno Smith Intentional Grounding, at TEN 12/14/14

Six+ Sacks (Team)

JETS: 7 vs. CIN 09/12/16
OPP: 7, at BUF (Detroit, MI) 11/24/14

Three+ Sacks (Individual)

JETS: Muhammad Wilkerson (3.0) vs. TEN 12/13/15
OPP: Olivier Vernon (3.0), vs. MIA 12/01/13

Two+ Sacks (Individual)

JETS: Leonard Williams (2.5) vs. CIN 09/11/16
Steve McLendon (2.0) vs. CIN 09/11/16
OPP: Cameron Wake (2.0), at MIA 11/06/16

Three+ Interceptions (Team)

JETS: 4 at DAL 12/19/15
OPP: 3, vs. SEA 10/02/16

Two+ Interceptions (Individual)

JETS: Marcus Williams (2) vs. JAX 11/08/15
OPP: Richard Sherman (2), vs. SEA 10/02/16

Interception Returned for a Touchdown (Individual)

JETS: Antonio Allen (T. Brady) 23 yds vs. NE 10/20/13
OPP: Derrick Johnson (R. Fitzpatrick), 55 yds, at KC 09/25/16

Three+ Fumble Recoveries (Team)

JETS: 4 vs. CLV 09/13/15
OPP: 4, vs. NE 11/22/12

Two+ Forced Fumbles (Individual)

JETS: LaRon Landry (2) at SL 11/18/12
OPP: Kyle Fuller (2), vs. CHI 11/22/14

Two+ Fumble Recoveries (Individual)

JETS: Darrelle Revis (2) at IND 09/21/15
OPP: Bashaud Breeland (2), vs. WAS 10/18/15

Fumble Recovery Returned for a Touchdown (Individual)

JETS: Charone Peake (42 yds) own recovery, vs. SEA 10/02/16
OPP: Demetrius Harris (27 yds), at KC 09/25/16

Blocked Punt Returned for a Touchdown (Individual)

JETS: Antonio Allen (0t yds; M. King) vs. OAK 12/08/13
OPP: Rashad Ross (0t yds; R. Quigley), vs. WAS 10/18/15

Blocked Field Goal (Individual)

JETS: Muhammad Wilkerson (46 yds; R. Bironas) at TEN 12/17/12
OPP: Brandon Williams (51 yds; N. Folk) vs. BLT 10/23/16

Blocked Field Goal Returned for a Touchdown (Individual)

JETS: Ray Mickens (72t yds; C. Ford) vs. OAK 09/21/97
OPP: Mike Haynes (65t yds; P. Leahy), vs. NE 10/05/80

Missed Field Goal Returned for a Touchdown (Individual)

JETS: Aaron Glenn (104t yds) at IND 11/15/98
(Vanderjagt 63-yard FG attempt)
OPP: Never

Blocked Extra Point (Individual)

JETS: Bryan Thomas (A. Vinatieri) at IND 12/27/09
OPP: Antwan Odom (M. Nugent), at TEN 12/23/07

Missed Extra Point (Individual)

JETS: Nick Folk vs. LA 11/13/16
OPP: Dan Carpenter, at BUF 01/03/16

Kickoff Return for a Touchdown (Individual)

JETS: Joe McKnight (100t yds) vs. HST 10/08/12
OPP: Kenyan Drake (96t yds), at MIA 11/06/16

Kickoff Return of 40+ Yards

JETS: Quincy Enunwa (54 yds) at KC 09/25/16
OPP: Kenyan Drake (96t yds), at MIA 11/06/16

Punt Return for a Touchdown (Individual)

JETS: Jeremy Kerley (68t yds) vs. BUF 09/09/12
OPP: Dwayne Harris (80t yds), at NYG 12/06/15

Punt Return of 20+ Yards (Individual)

JETS: Jeremy Kerley (58 yds) vs. MIA 11/29/15
OPP: Antonio Brown (33 yds), at PIT 10/09/16

Game-Winning Field Goal (Last 2:00 of 4Q or OT)

JETS: Randy Bullock (40 yds; 0:36) at DAL 12/19/15
OPP: Mike Nugent (47 yd; 0:54 in 4Q), vs. CIN 09/11/16

Five+ Field Goals Attempted

JETS: Nick Folk (5/5) at MIN 12/07/14
OPP: Shaun Suisham (5/5), at WAS 11/04/07

Four+ Field Goals Made

JETS: Nick Folk (5/5) at MIN 12/07/14
OPP: Justin Tucker (4/4), at BLT 11/24/13

Successful Onsides Kick

JETS: Nick Folk (B. Marshall recovered) at NE 10/25/15
OPP: Andrew Franks (J. Landry recovered), vs. MIA 11/29/15

Failed Onsides Kick

JETS: Nick Folk (J. Graham recovered) vs. SEA 10/02/16
OPP: Cody Parkey (B. Marshall recovered), at CLV 10/30/16

BOLD = HAPPENED IN 2016

















SPECIAL TEAMS

Blocked Punt (Individual)

JETS: Antonio Allen (M. King) vs. OAK 12/08/13
OPP: Jeron Johnson (R. Quigley), vs. WAS 10/18/15



PLAYER PARTICIPATION

NO.	POS	NAME																	2016 SEASON				CAREER		CONSECUTIVE	
			GP	GS	DNP	IA	GP	GS	GP	GS																
39	S	Allen, Antonio	X	X	X	X	X	X	X	X	X	X							10	0	0	0	47	18	10	0
11	WR	Anderson, Robby	X	X	X	WR	WR	WR	WR	WR	WR	X							10	6	0	0	10	6	10	0
56	LB	Bishop, Freddie	PS	PS	PS	PS	PS	PS	PS	PS	PS	PS							0	0	0	0	0	0	0	0
82	TE	Bostick, Brandon	X	TE	X	X	X	X	TE	TE	X	TE							10	4	0	0	34	4	10	1
84	TE	Bowman, Braedon	IA	PS	X	X	IA	X	IR	IR	IR	IR							3	0	0	2	3	0	0	0
94	DL	Bryant, Brandin	NWT	NWT	NWT	NWT	NWT	NWT	NWT	PS	PS	PS							0	0	0	0	0	0	0	0
32	CB	Burris, Juston	X	X	X	X	X	X	X	X	X	X							10	0	0	0	10	0	10	0
10	WR	Butler, Jeremy	NWT	NWT	NWT	NWT	NWT	IA	IA	NWT	NWT	NWT							0	0	0	2	8	0	0	0
77	G	Carpenter, James	LG	LG	LG	LG	LG	LG	LG	LG	LG	LG							10	10	0	0	71	65	31	31
54	LB	Carter, Bruce	X	X	X	X	X	X	ILB	IA	IA	IA							7	1	0	3	70	37	0	0
53	LB	Catapano, Mike	OLB	X	IA	DNP	X	X	OLB	X	X	X							8	2	1	1	26	2	6	0
78	T	Clady, Ryan	LT	LT	LT	LT	LT	LT	LT	LT	X	IR							9	8	0	0	107	106	0	0
47	TE	Davis, Kellen	TE	TE	X	TE	TE	TE	TE	TE	IA	NWT							8	7	0	1	125	55	29	5
87	WR	Decker, Eric	WR	WR	WR	IA	IA	IR	IR	IR	IR	IR							3	3	0	1	95	75	0	0
70	G	Dozier, Dakota	X	IA	DNP	X	X	X	X	X	X	X							8	0	1	1	11	0	8	0
4	P	Edwards, Lachlan	P	P	P	P	P	P	P	P	P	P							10	0	0	0	10	0	10	0
81	WR	Enunwa, Quincy	WR	X	WR	WR	WR	WR	X	X	WR	WR							10	7	0	0	32	13	17	2
14	QB	Fitzpatrick, Ryan	QB	QB	QB	QB	QB	QB	X	QB	QB	DNP							9	8	1	0	121	112	25	2
2	K	Folk, Nick	K	K	K	K	K	K	K	K	K	K							10	0	0	0	144	0	10	0
22	RB	Forté, Matt	RB	RB	RB	RB	RB	RB	RB	RB	RB	RB							10	10	0	0	129	129	16	16
68	T	Giacomini, Breno	PUP	PUP	PUP	PUP	PUP	PUP	PUP	RT	RT	RT							3	3	0	0	76	68	3	3
21	S	Gilchrist, Marcus	FS	FS	FS	FS	FS	FS	FS	FS	FS	FS							10	10	0	0	88	66	79	58
5	QB	Hackenberg, Christian	IA	IA	IA	IA	IA	IA	IA	IA	IA	IA							0	0	0	9	0	0	0	0
52	LB	Harris, David	ILB	ILB	ILB	ILB	ILB	IA	ILB	ILB	ILB	ILB							9	9	0	1	148	141	4	4
58	LB	Henderson, Erin	ILB	X	IA	ILB	ILB	ILB	NFI	NFI	NFI	NFI							5	4	0	1	85	38	0	0
43	FB	Howsare, Julian	X	X	PS	PS	NWT	NWT	NWT	NWT	NWT	NWT							2	0	0	0	2	0	2	0
71	T	Ijalana, Ben	RT	X	RT	X	RT	RT	RT	X	LT	LT							10	7	0	0	17	7	10	2
98	DL	Jenkins, Jarvis	X	X	X	X	X	X	X	X	DL	NWT							9	1	0	0	68	50	0	0
48	LB	Jenkins, Jordan	IA	IA	OLB	OLB	X	OLB	X	OLB	OLB	OLB							8	6	0	3	8	6	8	3
76	G	Johnson, Wesley	X	X	X	X	X	DNP	X	C	C	C							9	3	1	0	19	4	18	3
49	LB	Jones, Taiwan	NWT	NWT	NWT	NWT	NWT	NWT	NWT	NWT	X	X	X						3	0	0	0	3	0	3	0
37	CB	Keeton, Bryson	PS	PS	PS	PS	PS	PS	PS	PS	PS	PS							0	0	0	0	0	0	0	0
50	LB	Lee, Darron	X	ILB	ILB	X	X	ILB	IA	IA	IA	X							7	3	0	3	7	3	1	0
74	C	Mangold, Nick	C	C	C	C	C	C	C	IA	IA	IA							7	7	0	3	163	163	0	0
15	WR	Marshall, Brandon	WR	WR	WR	WR	WR	WR	WR	WR	WR	WR							10	10	0	0	162	146	26	26
30	CB	Marshall, Nick	NWT	NWT	NWT	NWT	NWT	IA	X	X	X	X							4	0	0	0	17	1	4	0
89	WR	Marshall, Jalin	X	X	WR	IA	IA	X	X	X	X	X							8	1	0	2	8	1	5	0
95	LB	Martin, Josh	X	X	X	X	X	X	X	X	X	IA							9	0	0	0	30	0	0	0
42	S	Martin, Ronald	PS	PS	PS	NWT	PS	PS	PS	PS	PS	PS							1	0	0	0	1	0	1	0
55	LB	Mauldin, Lorenzo	X	X	X	X	X	X	X	X	LB	LB							10	2	0	0	25	2	24	2
23	CB	McDougle, Dexter	PS	PS	PS	PS	PS	PS	PS	PS	PS	X							1	0	0	0	15	0	1	0
99	DL	McLendon, Steve	DL	DL	DL	DL	DL	DL	DL	DL	DL	X							10	9	0	0	89	40	30	0
39	S	Middleton, Doug	PS	PS	PS	PS	PS	PS	PS	PS	PS	PS							0	0	0	0	0	0	0	0
45	S	Miles, Rontez	X	X	X	X	X	X	X	X	X	X							10	0	0	0	20	2	19	0
57	LB	Ochi, Victor	NWT	PS	PS	PS	PS	PS	X	X	NWT	PS							2	0	0	0	2	0	2	0
17	WR	Peake, Charone	X	X	X	X	X	X	X	X	WR	X							10	1	0	0	10	1	10	0
9	QB	Petty, Bryce	IA	IA	IA	IA	IA	IA	IA	DNP	X	QB							2	1	1	7	2	1	2	1
26	RB	Pope, Troymaine	IA	IA	IA	DNP	DNP	DNP	X	DNP	NWT	NWT							1	0	2	3	1	0	1	0
29	RB	Powell, Bilal	X	X	X	X	X	X	X	X	X	X							10	0	0	0	68	18	15	0
25	S	Pryor, Calvin	SS	SS	SS	SS	SS	SS	SS	SS	SS	SS							10	10	0	0	39	33	17	13
46	LS	Purdum, Tanner	LS	LS	LS	LS	LS	LS	LS	LS	LS	LS							10	0	0	0	106	0	106	0
79	OL	Qvale, Brent	X	RT	X	RT	RG	X	IA	IA	IA	X							7	3	0	3	23	4	1	0
24	CB	Revis, Darrelle	CB	CB	CB	CB	IA	CB	CB	CB	CB	CB							9	9	0	1	134	134	5	5
91	DL	Richardson, Sheldon	SUS	DL	DL	DL	DL	DL	DL	DL	X	DL							9	8	0	0	52	50	9	8
27	CB	Roberts, Darryl	IA	IA	IA	IA	X	X	X	X	X	X							6	0	0	4	6	0	6	0
10	WR	Ross, Jeremy	NWT	NWT	NWT	X	X	NWT	NWT	NWT	NWT	NWT							2	0	0	0	47	15	0	0
88	TE	Seferian-Jenkins, Austin	NWT	NWT	NWT	IA	X	IA	IA	IA	X	DNP							3	0	1	2	20	11	1	0
72	T	Shell, Brandon	IA	IA	IA	IA	DNP	IA	X	X	X	IA							3	0	0	5	3	0	0	0
93	DL	Simon, Deon	X	X	X	X	X	X	X	X	DL	X	X						10	1	0	0	10	1	10	0
41	CB	Skrine, Buster																								

Italics = No Longer with Team

KEY: X - PLAYED; DNP - DID NOT PLAY; IA - INACTIVE; IR - INJURED RESERVE; NWT - NOT WITH TEAM; PUP - Physically unable to perform list; PS - PRACTICE SQUAD; SUS - RESERVE/SUSPENDED; RET - RESERVE RETIRED; EXPT - ON EXEMPT LIST; NFI - Non-Football Injury

ROSTER BY POSITION: OFFENSE



QUARTERBACKS

03

Kevin Patullo (Quarterbacks)

No.	Name	Pos.	College	Note
14	Fitzpatrick, Ryan	QB	Harvard	Missed game vs. LA (11/13) with a knee injury. Named starter vs. NE (11/27).
5	Hackenberg, Christian	QB	Penn State	Selected by the Jets in the second round (51st overall) of the 2016 NFL Draft. Inactive for first 10 games of 2016.
9	Petty, Bryce	QB	Baylor	Got the first start of his career vs. LA (11/13) in place of an injured Ryan Fitzpatrick, completing 19-of-32 for 163 yards, one TD and one INT.

RUNNING BACKS

03

Marcel Shipp (Running Backs)

No.	Name	Pos.	College	Note
22	Forté, Matt	RB	Tulane	Rushed for 92 yards on 12 attempts (7.7 avg) and one TD, for his 8th total TD this season at MIA (11/6). Recorded his fifth game of 100+ scrimmage yards this season vs. LA (11/13).
26	Spiller, C.J.	RB	Clemson	Signed prior to Week Nine. Served as primary kickoff returner last two games, recording five returns for 96 yards yards. Registered his first carry on offense vs. LA (11/13).
29	Powell, Bilal	RB	Louisville	Scored his second TD of the season when he was the recipient of a hook-and-lateral play with Brandon Marshall on Bryce Petty's first career touchdown pass vs. LA (11/13). Third on the team in receptions (36).

WIDE RECEIVERS

07

Karl Dorrell (Wide Receivers)

No.	Name	Pos.	College	Note
11	Anderson, Robby	WR	Temple	Led team in receiving yards (69) vs. LA (11/13) and caught a career-long reception of 52 yards from Bryce Petty. Has now recorded a catch in eight-consecutive games.
81	Enunwa, Quincy	WR	Nebraska	Leads team in touchdown receptions (3). Caught a TD in two of his last four games.
15	Marshall, Brandon	WR	Central Florida	Leads team in receptions (43) and receiving yards (601). Has forced an opponent into committing a penalty in nine-consecutive game.
89	Marshall, Jalin	WR	Ohio State	Caught his first-career touchdown on an 18-yard pass in fourth quarter at MIA (11/6). Finished with three receptions for 59 yards (led team).
17	Peake, Charone	WR	Clemson	Led team in receptions (five) for 43 yards at ARZ (10/17). Has 13 receptions for 109 yards this season. Scored on a 42-yard fumble recovery vs. SEA (10/2).
10	Ross, Jeremy	WR	California	Signed prior to game vs. NE (11/27). Spent time on active roster this season seeing action in two games.
19	Devin Smith	WR	Ohio State	Activated from the PUP list prior to the game vs. LA (11/13), in which he was inactive.

TIGHT ENDS

03

Jimmie Johnson (Tight Ends)

No.	Name	Pos.	College	Note
82	Bostick, Brandon	TE	Newberry	Second season with the Jets after signing to New York's practice squad last season (12/8). Caught his first pass of the season at PIT (10/9). Started 4-of-10 games this season.
88	Seferian-Jenkins, Austin	TE	Washington	Claimed off waivers (TB) prior to Week Four. Made his Jets debut at PIT (10/9). Returned at MIA (11/6) after missing previous three weeks with an ankle injury. DNP vs. LA (11/13).
83	Tomlinson, Eric	TE	UTEP	Signed from HST practice squad prior to Week Nine game at MIA (11/6). Was inactive at MIA. Made his NFL debut starting at TE vs. LA (11/13).

OFFENSIVE LINE

09

Steve Marshall (Offensive Line)
David Diaz-Infante (Assistant Offensive Line)

No.	Name	Pos.	College	Note
77	Carpenter, James	G	Alabama	Part of an offensive line that helped the Jets register 130+ net rushing yards the last four games.
70	Dozier, Dakota	G	Furman	Inactive for first three games. Saw action on special teams vs. SEA (10/2) and at PIT (10/9). Played both special teams and offense the last six games.
68	Giacomini, Breno	T	Louisville	Returned to the starting lineup at CLV (10/30) after spending the first seven weeks on the PUP.
71	Ijalana, Ben	T	Villanova	Started five of the first eight games at RT this season, rotating with OL Brent Qvale at the RT position in Breno Giacomini's absence. Started last two games at LT in place of Ryan Clady.
76	Johnson, Wesley	G	Vanderbilt	Filled in for Nick Mangold at C in the last four games after he left with an ankle injury vs. BLT (10/23). Has filled in at both G and C the last two seasons.
74	Mangold, Nick	C	Ohio State	Longest-tenured Jet (11th season), inactive previous three games with an ankle injury.
79	Qvale, Brent	OL	Nebraska	Started at RG at PIT (10/9) in place of an injured Brian Winters. Rotated at the RT position with Ben Ijalana prior to Breno Giacomini's return from the PUP. Returned after missing time with an ankle injury vs. LA (11/13) playing special teams.
72	Shell, Brandon	T	South Carolina	Made his NFL debut vs. BLT (10/23) seeing action on offense and special teams. Inactive six-of-10 games this season. Entered game for one offensive snap at CLV (10/23), where Matt Forté scored on fourth-and-one.
67	Winters, Brian	G	Kent State	Part of an offensive line that helped the Jets total 140 net rushing yards at MIA (11/6) and helped Matt Forté register his 8th total touchdown of the year.



ROSTER BY POSITION: DEFENSE

DEFENSIVE LINE

06

Pepper Johnson (Defensive Line)
John Scott, Jr. (Assistant Defensive Line)

No.	Name	Pos.	College	Note
75	Johnson, Anthony	DL	LSU	Signed off NE practice squad prior to Week 10 game vs. LA (11/13), appearing on defense.
99	McLendon, Steve	DL	Troy	Recorded 1.5 sacks vs. LA (11/13), setting a career season-high 3.5 sacks this year.
91	Richardson, Sheldon	DL	Missouri	Recorded seven tackles vs. LA (11/13) and leads team in TFL with nine.
93	Simon, Deon	DL	NW State (LA)	2015 seventh-round draft pick made his NFL debut vs. CIN (9/11). Has three tackles in the last six games.
96	Wilkerson, Muhammad	DL	Temple	Registered 41 tackles, 2.5 sacks and 8 TFL in nine games this season.
92	Williams, Leonard	DL	So. California	Leads team in sacks (6.0), tied for team lead in QBHs (16) and second on team with 55 tackles this season.

LINEBACKERS

08

Mike Caldwell (Assistant Head Coach / Inside Linebackers)
Mark Collins (Outside Linebackers)

No.	Name	Pos.	College	Note
54	Carter, Bruce	LB	North Carolina	Recorded his first tackles of the season (three) at ARZ (10/17) including one QBH. Added one more tackle vs. BLT (10/23). Inactive previous three games.
53	Catapano, Mike	LB	Princeton	Made the switch from DE and recorded the first start of his career vs. CIN (9/11).
52	Harris, David	LB	Michigan	His streak of 121 consecutive games played came to an end at ARZ (10/17) when he was inactive due to a hamstring injury. Had a season-high 13 tackles vs. LA (11/13). Leads team in tackles (58).
48	Jenkins, Jordan	LB	Georgia	The 2016 third-round pick got the start in his NFL debut at KC (9/25). Registered 22 total tackles (15 solo) and three TFL on the season.
50	Lee, Darron	LB	Ohio State	Returned vs. LA (11/13) after missing three previous games with an ankle injury. Second in tackles (36) among linebackers despite missing three games.
95	Martin, Josh	LB	Columbia	Leads team with 10 special teams tackles in 2016. Recorded the second half-sack of his career, first as a Jet, at MIA (11/6). Inactive vs. LA (11/13).
55	Mauldin, Lorenzo	LB	Louisville	Registered his first-career interception at CLV (10/30). Recorded a half-sack in back-to-back games at MIA (11/6) and vs. LA (11/13) bringing season total to 2.5.
51	Stanford, Julian	LB	Wagner	Signed from the practice squad prior to game vs. BLT (10/23). Got his first start as a Jet at CLV (10/30). Registered 27 tackles since being promoted from the practice squad (10/22).

DEFENSIVE BACKS

11

Joe Danna (Defensive Backs)
Daylon McCutcheon (Assistant Cornerbacks)

No.	Name	Pos.	College	Note
39	Allen, Antonio	S	South Carolina	Returned to the Jets when he signed as a free agent prior to the start of the season after missing the 2015 season due to injury. Primarily a special teams player, has one tackle on defense.
32	Burris, Justin	CB	N.C. State	Recorded his first two tackles on defense at PIT (10/9). Added three special teams tackles over the last five games, ranking second on team in special teams tackles (6).
21	Gilchrist, Marcus	S	Clemson	Recorded an interception in back-to-back games for the first time in his career vs. BLT (10/23) and at CLV (10/30), giving him 10 career interceptions.
30	Marshall, Nick	CB	Auburn	Signed from JAX practice squad prior to game at ARZ (10/17). Recorded his first tackle as a Jet on special teams at CLV (10/30), also returned one kickoff for 24 yards. Saw action at punt returner vs. LA (11/13).
23	McDougle, Dexter	CB	Maryland	Appeared in 14 games in 2015 registering four tackles on special teams. Promoted to active roster from Jets practice squad prior to game vs. LA (11/13).
45	Miles, Rontez	S	California (PA)	Forced a fumble on a fake field goal try late in the second quarter at PIT (10/9), resulting in a turnover on downs. Also set season high in tackles (seven).
25	Pryor, Calvin	S	Louisville	Leads all Jets secondary players third on team) with 53 total tackles for the season, also has three TFL.
24	Revis, Darrelle	CB	Pittsburgh	Tied a career high in tackles (10, nine solo) at CLV (10/30), his most since his rookie year in 2007.
27	Roberts, Darryl	CB	Marshall	Got the start in his NFL debut at PIT (10/9). Recorded 12 tackles in his last five games.
41	Skrine, Buster	CB	Tenn.-Chatt.	Recorded his first interception of the season vs. BLT (10/23). Inactive at CLV (10/30). Returned at MIA (11/6). Tied for team lead in passes defended (5).
20	Williams, Marcus	CB	N.D. State	Registered interceptions in back-to-back games vs. CIN (9/11) and at BUF (9/15). Left game at MIA (11/6) with an ankle injury, inactive vs. LA (11/13).

SPECIALISTS

03

Brant Boyer (Special Teams Coordinator)
Jeff Hammerschmidt (Assistant Special Teams Coach)

No.	Name	Pos.	College	Note
4	Edwards, Lachlan	P	Sam Hou. State	Set career highs in punts (8) and punt yards (342) vs. LA (11/13).
2	Folk, Nick	K	Arizona	Converted on all three of this field goal attempts at MIA (11/6). Made 16-of-18 field goal attempts this season.
46	Purdum, Tanner	LS	Baker	Has served as the Jets long snapper for every game since 2010. Appeared in his 100th-consecutive game vs. SEA (10/2).

OFFENSE

WR	15 Brandon Marshall	<u>17 Charone Peake</u>	
TE	82 Brandon Bostick	88 Austin Seferian-Jenkins	83 Eric Tomlinson
LT	71 Ben Ijalana	<u>72 Brandon Shell</u>	
LG	77 James Carpenter	70 Dakota Dozier	
C	74 Nick Mangold	76 Wesley Johnson	
RG	67 Brian Winters	70 Dakota Dozier	
RT	68 Breno Giacomini	79 Brent Qvale	
WR	<u>11 Robby Anderson</u>	19 Devin Smith	
WR	81 Quincy Enunwa	<u>89 Jalin Marshall</u>	10 Jeremy Ross
QB	14 Ryan Fitzpatrick	9 Bryce Petty	<u>5 Christian Hackenberg</u>
RB	22 Matt Forté	29 Bilal Powell	26 C.J. Spiller

DEFENSE

DL	92 Leonard Williams	75 Anthony Johnson	
DL	99 Steve McLendon	93 Deon Simon	
DL	96 Muhammad Wilkerson		
DL/OLB	91 Sheldon Richardson	55 Lorenzo Mauldin	95 Josh Martin
ILB	<u>50 Darron Lee</u>	51 Julian Stanford	
ILB	52 David Harris	54 Bruce Carter	
OLB	<u>48 Jordan Jenkins</u>	53 Mike Catapano	
CB	41 Buster Skrine	20 Marcus Williams	27 Darryl Roberts
			23 Dexter McDougle
CB	24 Darrelle Revis	<u>32 Juston Burris</u>	30 Nick Marshall
SS	25 Calvin Pryor	45 Rontez Miles	
FS	21 Marcus Gilchrist	39 Antonio Allen	

SPECIAL TEAMS

K	2 Nick Folk		
P	<u>4 Lachlan Edwards</u>		
H	<u>4 Lachlan Edwards</u>		
PR	<u>89 Jalin Marshall</u>	30 Nick Marshall	
KR	<u>89 Jalin Marshall</u>	26 C.J. Spiller	30 Nick Marshall
LS	46 Tanner Purdum		

KEY: Rookie / (Injured)



ALPHABETICAL ROSTER

NO.	NAME	POS	HT	WT	AGE	EXP	COLLEGE	HOMETOWN	HOW ACQ.
39	Allen, Antonio	S	6-1	210	28	5	South Carolina	Ocala, FL	FA-16
11	Anderson, Robby	WR	6-3	190	23	R	Temple	Ft. Lauderdale, FL	FA-16
82	Bostick, Brandon	TE	6-3	250	27	3	Newberry	Florence, SC	FA-15
32	Burris, Juston	CB	6-0	212	23	R	North Carolina State	Raleigh, NC	D4-16
77	Carpenter, James	G	6-5	321	27	6	Alabama	Augusta, GA	UFA-15 (SEA)
54	Carter, Bruce	LB	6-2	240	28	6	North Carolina	Havelock, NC	FA-16
53	Catapano, Mike	LB	6-4	270	26	4	Princeton	Bayville, NY	FA-15
70	Dozier, Dakota	G	6-4	313	25	3	Furman	West Columbia, SC	D4c-14
4	Edwards, Lachlan	P	6-4	209	24	R	Sam Houston State	Hastings, Australia	D7a-16
81	Enunwa, Quincy	WR	6-2	225	24	2	Nebraska	Moreno Valley, CA	D6b-14
14	Fitzpatrick, Ryan	QB	6-2	223	33	12	Harvard	Gilbert, AZ	T-15 (HST)
2	Folk, Nick	K	6-1	222	32	10	Arizona	Hollywood, CA	FA-10
22	Forté, Matt	RB	6-2	218	30	9	Tulane	Lake Charles, LA	UFA-16 (CHI)
68	Giacomini, Breno	T	6-7	318	31	9	Louisville	Cambridge, MA	UFA-14 (SEA)
21	Gilchrist, Marcus	S	5-10	198	27	6	Clemson	High Point, NC	UFA-15 (SD)
5	Hackenberg, Christian	QB	6-4	228	21	R	Penn State	Palmyra, VA	D2-16
52	Harris, David	LB	6-2	250	32	10	Michigan	Grand Rapids, MI	D2-07
71	Ijalana, Ben	T	6-4	322	27	6	Villanova	North Brunswick, NJ	W-13 (IND)
48	Jenkins, Jordan	LB	6-3	259	22	R	Georgia	Hamilton, GA	D3-16
75	Johnson, Anthony	DL	6-2	295	23	2	LSU	New Orleans, LA	FA-16
76	Johnson, Wesley	OL	6-5	297	25	3	Vanderbilt	Nashville, TN	W-14 (PIT)
50	Lee, Darron	LB	6-1	232	22	R	Ohio State	New Albany, OH	D1-16
74	Mangold, Nick	C	6-4	307	32	11	Ohio State	Centerville, OH	D1b-06
15	Marshall, Brandon	WR	6-4	230	32	11	Central Florida	Winter Park, FL	T-15 (CHI)
89	Marshall, Jalin	WR	5-10	200	21	R	Ohio State	Middletown, OH	FA-16
30	Marshall, Nick	CB	6-1	206	24	2	Auburn	Pineview, GA	FA-16
95	Martin, Josh	LB	6-3	245	25	4	Columbia	Aurora, CO	FA-15
55	Mauldin, Lorenzo	LB	6-4	259	24	2	Louisville	Atlanta, GA	D3-15
23	McDougle, Dexter	CB	5-10	195	25	3	Maryland	Falmouth, VA	D3-14
99	McLendon, Steve	DL	6-3	310	30	7	Troy	Ozark, AL	UFA-16 (PIT)
45	Miles, Rontez	S	6-0	203	27	2	California (PA)	Braddock, PA	FA-13
17	Peake, Charone	WR	6-2	209	24	R	Clemson	Moore, SC	D7b-16
9	Petty, Bryce	QB	6-3	230	25	2	Baylor	Midlothian, TX	D4-15
29	Powell, Bilal	RB	5-10	204	28	6	Louisville	Lakeland, FL	D4-11
25	Pryor, Calvin	S	5-11	207	24	3	Louisville	Port St. Joe, FL	D1-14
46	Purdum, Tanner	LS	6-3	270	32	7	Baker	Waco, TX	FA-14
79	Qvale, Brent	OL	6-7	315	25	2	Nebraska	Williston, ND	FA-14
24	Revis, Darrelle	CB	5-11	198	31	10	Pittsburgh	Aliquippa, PA	UFA-15 (NE)
91	Richardson, Sheldon	DL	6-3	294	25	4	Missouri	St. Louis, MO	D1b-13
27	Roberts, Darryl	CB	6-0	182	25	2	Marshall	Lakeland, FL	W-16 (NE)
10	Ross, Jeremy	WR	6-0	215	28	5	California	San Diego, CA	FA-16
88	Seferian-Jenkins, Austin	TE	6-5	262	24	3	Washington	Fox Island, WA	W-16 (TB)
72	Shell, Brandon	T	6-5	324	24	R	South Carolina	Goose Creek, SC	D5-16
93	Simon, Deon	DL	6-4	332	26	1	Northwestern State (LA)	Baton Rouge, LA	D7-15
41	Skrine, Buster	CB	5-9	185	27	6	Tennessee-Chattanooga	Woodstock, GA	UFA-15 (CLV)
19	Smith, Devin	WR	6-1	199	24	2	Ohio State	Massillon, OH	D2-15
26	Spiller, C.J.	RB	5-11	200	29	7	Clemson	Lake Butler, FL	FA-16
51	Stanford, Julian	LB	6-1	230	26	3	Wagner College	Bloomfield, CT	FA-15
83	Tomlinson, Eric	TE	6-6	263	26	1	UTEP	Klein, TX	FA-16
96	Wilkerson, Muhammad	DL	6-4	315	27	6	Temple	Linden, NJ	D1-11
92	Williams, Leonard	DL	6-5	302	22	2	Southern California	Daytona Beach, FL	D1-15
20	Williams, Marcus	CB	5-11	196	25	3	North Dakota State	Minneapolis, MN	FA-14
67	Winters, Brian	G	6-4	320	25	4	Kent State	Hudson, OH	D3-13

ROSTER - 53

PRACTICE SQUAD

16	Alford, Mario	WR	5-9	180	25	2	West Virginia	Greenville, GA	FA-16
56	Bishop, Freddie	LB	6-3	255	26	1	Western Michigan	Inkster, MI	FA-15
94	Bryant, Brandin	DL	6-2	289	23	R	Florida Atlantic	Omaha, NE	FA-16
37	Keeton, Bryson	CB	6-2	190	23	R	Montana State	Bakersfield, CA	FA-16
42	Martin, Ronald	S	6-2	220	23	2	LSU	Plaquemine, LA	W-15 (SEA)
36	Middleton, Doug	S	6-0	210	23	R	Appalachian State	Winston-Salem, NC	FA-16
57	Ochi, Victor	LB	6-1	242	23	R	Stony Brook	Valley Stream, NY	FA-16
65	Sterup, Zach	T	6-9	318	24	R	Nebraska	Hastings, NE	FA-16
64	Watts, Craig	G	6-3	335	25	1	West Texas A&M	Colorado Springs, CO	FA-15
34	Wilds, Brandon	RB	6-2	220	23	R	South Carolina	Blythewood, SC	FA-16

INJURED RESERVE

84	Bowman, Braedon	TE	6-4	244	22	R	South Alabama	Mesa, AZ	FA-16
78	Clady, Ryan	T	6-6	315	30	9	Boise State	Long Beach, CA	T-16 (DEN)
87	Decker, Eric	WR	6-3	214	29	7	Minnesota	Cold Spring, MN	UFA-14 (DEN)
33	Morris, Romar	RB	5-10	190	23	R	North Carolina	Salisbury, NC	FA-16
65	Obioha, Julien	DL	6-4	280	22	R	Texas A&M	New Orleans, LA	FA-16
7	Smith, Geno	QB	6-3	221	26	4	West Virginia	Miami, FL	D2-13
97	Thomas, Lawrence	DL	6-3	286	23	R	Michigan State	Detroit, MI	FA-16

RESERVE/NON-FOOTBALL ILLNESS

58	Henderson, Erin	LB	6-3	244	30	8	Maryland	Aberdeen, MD	FA-15
----	-----------------	----	-----	-----	----	---	----------	--------------	-------

NO.	NAME	POS	HT	WT	AGE	EXP	COLLEGE	HOMETOWN	GP/GS/DNP/IA
2	Nick Folk	K	6-1	222	32	10	Arizona	Hollywood, CA	10/0/0/0
4	Lachlan Edwards	P	6-4	209	24	R	Sam Houston State	Hastings, Australia	10/0/0/0
5	Christian Hackenberg	QB	6-4	228	21	R	Penn State	Palmyra, VA	0/0/0/10
9	Bryce Petty	QB	6-3	230	25	2	Baylor	Midlothian, TX	2/1/1/7
10	Jeremy Ross	WR	6-0	215	28	5	California	San Diego, CA	2/0/0/0
11	Robby Anderson	WR	6-3	190	23	R	Temple	Ft. Lauderdale, FL	10/6/0/0
14	Ryan Fitzpatrick	QB	6-2	223	33	12	Harvard	Gilbert, AZ	9/8/1/0
15	Brandon Marshall	WR	6-4	230	32	11	Central Florida	Winter Park, FL	10/10/0/0
17	Charone Peake	WR	6-2	209	24	R	Clemson	Moore, SC	10/1/0/0
19	Devin Smith	WR	6-1	199	24	2	Ohio State	Massillon, OH	0/0/0/1
20	Marcus Williams	CB	5-11	196	25	3	North Dakota State	Minneapolis, MN	9/3/0/1
21	Marcus Gilchrist	S	5-10	198	27	6	Clemson	High Point, NC	10/10/0/0
22	Matt Forté	RB	6-2	218	30	9	Tulane	Lake Charles, LA	10/10/0/0
23	Dexter McDougle	CB	5-10	195	25	3	Maryland	Falmouth, VA	1/0/0/0
24	Darrelle Revis	CB	5-11	198	31	10	Pittsburgh	Aliquippa, PA	9/9/0/1
25	Calvin Pryor	S	5-11	207	24	3	Louisville	Port St. Joe, FL	10/10/0/0
26	C.J. Spiller	RB	5-11	200	29	7	Clemson	Lake Butler, FL	2/0/0/0
27	Darryl Roberts	CB	6-0	182	25	2	Marshall	Lakeland, FL	6/1/0/4
29	Bilal Powell	RB	5-10	204	28	6	Louisville	Lakeland, FL	10/0/0/0
30	Nick Marshall	CB	6-1	206	24	2	Auburn	Pineview, GA	4/0/0/1
32	Juston Burris	CB	6-0	212	23	R	North Carolina State	Raleigh, NC	10/0/0/0
39	Antonio Allen	S	6-1	210	28	5	South Carolina	Ocala, FL	10/0/0/0
41	Buster Skrine	CB	5-9	185	27	6	Tennessee-Chattanooga	Woodstock, GA	9/9/0/1
45	Rontez Miles	S	6-0	203	27	2	California (PA)	Braddock, PA	10/0/0/0
46	Tanner Purdum	LS	6-3	270	32	7	Baker	Waco, TX	10/0/0/0
48	Jordan Jenkins	LB	6-3	259	22	R	Georgia	Hamilton, GA	8/6/0/2
50	Darron Lee	LB	6-1	232	22	R	Ohio State	New Albany, OH	7/3/0/3
51	Julian Stanford	LB	6-1	230	26	3	Wagner College	Bloomfield, CT	6/2/0/0
52	David Harris	LB	6-2	250	32	10	Michigan	Grand Rapids, MI	9/9/0/1
53	Mike Catapano	LB	6-4	270	26	4	Princeton	Bayville, NY	8/2/1/1
54	Bruce Carter	LB	6-2	240	28	6	North Carolina	Havelock, NC	7/1/0/3
55	Lorenzo Mauldin	LB	6-4	259	24	2	Louisville	Atlanta, GA	10/2/0/0
67	Brian Winters	G	6-4	320	25	4	Kent State	Hudson, OH	9/9/0/1
68	Breno Giacomini	T	6-7	318	31	9	Louisville	Cambridge, MA	3/3/0/0
70	Dakota Dozier	G	6-4	313	25	3	Furman	West Columbia, SC	8/0/1/1
71	Ben Ijalana	T	6-4	322	27	6	Villanova	North Brunswick, NJ	10/7/0/0
72	Brandon Shell	T	6-5	324	24	R	South Carolina	Goose Creek, SC	3/0/1/6
74	Nick Mangold	C	6-4	307	32	11	Ohio State	Centerville, OH	7/7/0/3
75	Anthony Johnson	DL	6-2	295	23	2	LSU	New Orleans, LA	1/0/0/0
76	Wesley Johnson	OL	6-5	297	25	3	Vanderbilt	Nashville, TN	9/3/1/0
77	James Carpenter	G	6-5	321	27	6	Alabama	Augusta, GA	10/10/0/0
79	Brent Qvale	OL	6-7	315	25	2	Nebraska	Williston, ND	7/3/0/3
81	Quincy Enunwa	WR	6-2	225	24	2	Nebraska	Moreno Valley, CA	10/7/0/0
82	Brandon Bostick	TE	6-3	250	27	3	Newberry	Florence, SC	10/4/0/0
83	Eric Tomlinson	TE	6-6	263	26	1	UTEP	Klein, TX	1/1/0/1
88	Austin Seferian-Jenkins	TE	6-5	262	24	3	Washington	Fox Island, WA	2/0/1/4
89	Jalin Marshall	WR	5-10	200	21	R	Ohio State	Middletown, OH	8/1/0/2
91	Sheldon Richardson	DL	6-3	294	25	4	Missouri	St. Louis, MO	9/8/0/0
92	Leonard Williams	DL	6-5	302	22	2	Southern California	Daytona Beach, FL	10/10/0/0
93	Deon Simon	DL	6-4	332	26	1	Northwestern State (LA)	Baton Rouge, LA	10/1/0/0
95	Josh Martin	LB	6-3	245	25	4	Columbia	Aurora, CO	9/0/0/1
96	Muhammad Wilkerson	DL	6-4	315	27	6	Temple	Linden, NJ	9/8/0/1
99	Steve McLendon	DL	6-3	310	30	7	Troy	Ozark, AL	10/10/0/0

ROSTER - 53									
PRACTICE SQUAD									
16	Mario Alford	WR	5-9	180	25	2	West Virginia	Greenville, GA	0/0/0/0
34	Brandon Wilds	RB	6-2	220	23	R	South Carolina	Blythewood, SC	0/0/0/0
36	Doug Middleton	S	6-2	210	23	R	Appalachian State	Winston-Salem, NC	0/0/0/0
37	Bryson Keeton	CB	6-2	190	23	R	Montana State	Bakersfield, CA	0/0/0/0
42	Ronald Martin	S	6-2	220	23	2	LSU	Plaquemine, LA	0/0/0/0
56	Freddie Bishop	LB	6-3	255	26	1	Western Michigan	Inkster, MI	0/0/0/0
57	Victor Ochi	LB	6-1	242	23	R	Stony Brook	Valley Stream, NY	2/0/0/0
64	Craig Watts	G	6-3	335	25	1	West Texas A&M	Colorado Springs, CO	0/0/0/0
65	Zach Sterup	T	6-9	318	24	R	Nebraska	Hastings, NE	0/0/0/0
94	Brandin Bryant	DL	6-2	289	23	R	Florida Atlantic	Omaha, NE	0/0/0/0
INJURED RESERVE									
7	Geno Smith	QB	6-3	221	26	4	West Virginia	Miami, FL	2/1/5/0
33	Romar Morris	RB	5-10	190	23	R	North Carolina	Salisbury, NC	0/0/0/0
65	Julien Obioha	DL	6-4	280	22	R	Texas A&M	New Orleans, LA	0/0/0/0
78	Ryan Clady	T	6-6	315	30	9	Boise State	Long Beach, CA	9/8/0/0
87	Eric Decker	WR	6-3	214	29	7	Minnesota	Cold Spring, MN	3/3/0/2
84	Braedon Bowman	TE	6-4	244	22	R	South Alabama	Mesa, AZ	3/0/0/2
97	Lawrence Thomas	DL	6-3	286	23	R	Michigan State	Detroit, MI	3/1/0/0
RESERVE/NON-FOOTBALL ILLNESS									
58	Erin Henderson	LB	6-3	244	30	8	Maryland	Aberdeen, MD	5/4/0/1