

# BUFFALO BILLS

## 2016 WEEKLY RELEASE



**REGULAR SEASON WEEK 4 :  
BUFFALO BILLS @ NEW ENGLAND PATRIOTS**

**SUNDAY, OCTOBER 2, 2016 - 1:00 p.m.**





# BUFFALO BILLS

**2016 WEEKLY  
RELEASE**



REGULAR SEASON WEEK 4: BUFFALO BILLS @ NEW ENGLAND PATRIOTS  
**SUNDAY, OCTOBER 2, 2016 1:00 p.m. CBS-TV**

## BILLS HEAD OUT TO NEW ENGLAND

The Buffalo Bills will take on the New England Patriots at Gillette Stadium on Sunday with kickoff scheduled for 1:00 p.m. Sunday's game will be the 113th regular season meeting between Buffalo and New England.

### BILLS-PATRIOTS REGULAR SEASON SERIES

- Overall regular season record: 42-69-1
- Bills on the road at Patriots: 20-26
- Last meeting on the road: 11/23/15, L 13-20
- First regular season meeting: 9/23/1960, W 13-0 at Boston
- Last regular season meeting: 11/23/2015, L 13-20 at New England

## 2016 SCHEDULE (1-2)

WEEK	DATE	OPPONENT	TIME/RESULT
1	9/11/16	at Baltimore Ravens	L, 7-13
2	9/15/16	NEW YORK JETS	L, 31-37
3	9/25/16	ARIZONA CARDINALS	W, 33-18
4	10/2/16	at New England Patriots	1:00 p.m.
5	10/9/16	at Los Angeles Rams	4:25 p.m.
6	10/16/16	SAN FRANCISCO 49ers	1:00 p.m.
7	10/23/16	at Miami Dolphins	1:00 p.m.
8	10/30/16	NEW ENGLAND PATRIOTS	1:00 p.m.
9	11/7/16	at Seattle Seahawks	8:30 p.m.
10		BYE WEEK	
11	11/20/16	at Cincinnati Bengals	1:00 p.m.
12	11/27/16	JACKSONVILLE JAGUARS	1:00 p.m.
13	12/4/16	at Oakland Raiders	4:05 p.m.
14	12/11/16	PITTSBURGH STEALERS	1:00 p.m.
15	12/18/16	CLEVELAND BROWNS	1:00 p.m.
16	12/24/16	MIAMI DOLPHINS	1:00 p.m.
17	1/1/17	at New York Jets	1:00 p.m.

**TELEVISION:** CBS-TV  
**PRODUCER:** Mark Wolff  
**DIRECTOR:** Bob Fishman  
**PLAY-BY-PLAY:** Ian Eagle  
**COLOR ANALYST:** Dan Fouts  
**SIDELINE:** Evan Washburn



**BILLS RADIO NETWORK**  
**PLAY-BY-PLAY:** John Murphy (29th year, 13th as play-by-play)  
**COLOR ANALYST:** Mark Kelso (11th year)  
**SIDELINE:** Sal Capaccio (3rd year)

**NATIONAL RADIO BROADCAST**  
**BROADCAST:** Sports USA  
**PLAY-BY-PLAY:** Larry Kahn  
**COLOR ANALYST:** Mark Carrier  
**SIDELINE:** Troy West

## MEDIA SCHEDULE

**TUESDAY, SEPT. 27**  
No Media Availability

**WEDNESDAY, SEPT. 28**  
Patriots HC Bill Belichick Conference Call: 9:20 AM  
Conference call dial-in information:  
Dial-in Number: 712.432.3100  
Conference Code: 713834  
Patriots WR Julian Edelman Conference Call: 11:45 AM  
Coach Ryan Available: 12:05 PM  
Practice: 12:30 PM (Stretch & Individual only)  
Open Locker Room: Post-Practice

**THURSDAY, SEPT. 29**  
Practice: 11:45 AM (Stretch & Individual only)  
Coach Ryan Available: Post-Practice  
Open Locker Room: Post-Practice  
Assistant Coaches Available Upon Request:  
Please submit interview requests and topics for assistant coaches to a member of the Bills media relations staff by 12 PM on Wednesday.

**FRIDAY, SEPT. 30**  
Practice: 10:40 AM (Stretch & Individual Only)  
Coach Ryan Available: Post-Practice  
Open Locker Room: Post-Practice

**SATURDAY, OCT. 1**  
No Media Availability

**SUNDAY, OCT. 2**  
1:00 p.m. Bills at Patriots @ Gillette Stadium

**Scott Berchtold - Senior Vice President/Communications**  
scott.berchtold@bills.nfl.net :: 716-312-8701

**Kevin Kearns - Manager of Media Relations**  
kevin.kearns@bills.nfl.net :: 716-312-8704

**Kristy Boncal - Alumni & Media Coordinator**  
kristy.boncal@bills.nfl.net :: 716-312-8620

**Chris Jenkins - Executive Director of Media Relations**  
chris.jenkins@bills.nfl.net :: 716-312-8702

**Chris Fanelli - Coordinator of Media Relations**  
chris.fanelli@bills.nfl.net :: 716-312-8717

**BUFFALOBILLS.COM/MEDIA**  
@BuffaloBillsPR



WON 1, LOST 2						* RUSHING		No.		Yds	Avg		Long	TD
09/11 L	7-13	at Baltimore		71,104	McCoy	48	227	4.7	24t	3				
09/15 L	31-37	New York Jets		70,256	Taylor	16	112	7.0	49	1				
09/25 W	33-18	Arizona		68,647	Gillislee	3	20	6.7	8	0				
10/02		at New England			Manuel	2	2	1.0	2	0				
10/09		at Los Angeles			J. Williams	3	2	0.7	1	0				
10/16		San Francisco			Bush	3	-4	-1.3	5	0				
10/23		at Miami			TEAM	75	359	4.8	49	4				
10/30		New England			OPPONENTS	86	294	3.4	22t	5				
11/07		at Seattle			* RECEIVING	No.	Yds	Avg	Long	TD				
11/20		at Cincinnati			Woods	11	81	7.4	24	0				
11/27		Jacksonville			McCoy	11	49	4.5	10	0				
12/04		at Oakland			Clay	7	67	9.6	33	0				
12/11		Pittsburgh			Watkins	6	63	10.5	19	0				
12/18		Cleveland			Salas	4	89	22.3	71t	1				
12/24		Miami			Goodwin	3	118	39.3	84t	1				
01/01		at New York Jets			Powell	3	28	9.3	14	0				
		Buff.	Opp.		Gillislee	2	14	7.0	18t	1				
TOTAL FIRST DOWNS		43		71	O'Leary	1	28	28.0	28	0				
Rushing		22		16	TEAM	48	537	11.2	84t	3				
Passing		19		46	OPPONENTS	72	919	12.8	66t	2				
Penalty		2		9	* INTERCEPTIONS	No.	Yds	Avg	Long	TD				
3rd Down: Made/Att		10/36		19/43	Gilmore	2	48	24.0	34	0				
3rd Down Pct.		27.8		44.2	Graham	1	0	0.0	0	0				
4th Down: Made/Att		3/4		0/2	White	1	0	0.0	0	0				
4th Down Pct.		75.0		0.0	TEAM	4	48	12.0	34	0				
POSSESSION AVG.		24:38		35:22	OPPONENTS	2	0	0.0	0	0				
TOTAL NET YARDS		850		1149	* PUNTING	No.	Yds	Avg	Net	TB	In	Lg	B	
Avg. Per Game		283.3		383.0	Schmidt	15	609	40.6	38.4	1	5	50	0	
Total Plays		159		213	TEAM	15	609	40.6	38.4	1	5	50	0	
Avg. Per Play		5.3		5.4	OPPONENTS	11	422	38.4	32.2	0	2	50	0	
NET YARDS RUSHING		359		294	* PUNT RETURNS	Ret	FC	Yds	Avg	Long	TD			
Avg. Per Game		119.7		98.0	Tate	4	1	68	17.0	31	0			
Total Rushes		75		86	Bush	0	1	0	---	---	0			
NET YARDS PASSING		491		855	TEAM	4	2	68	17.0	31	0			
Avg. Per Game		163.7		285.0	OPPONENTS	3	4	13	4.3	12	0			
Sacked/Yards Lost		6/46		10/64	* KICKOFF RETURNS	No.	Yds	Avg	Long	TD				
Gross Yards		537		919	Tate	6	145	24.2	45	0				
Att./Completions		78/48		117/72	Felton	2	18	9.0	11	0				
Completion Pct.		61.5		61.5	O'Leary	1	13	13.0	13	0				
Had Intercepted		2		4	TEAM	9	176	19.6	45	0				
PUNTS/AVERAGE		15/40.6		11/38.4	OPPONENTS	9	177	19.7	51	0				
NET PUNTING AVG.		15/38.4		11/32.2	* FIELD GOALS	1-19	20-29	30-39	40-49	50+				
PENALTIES/YARDS		23/223		21/135	Carpenter	1/ 1	0/ 0	1/ 1	1/ 2	0/0				
FUMBLES/BALL LOST		4/0		6/3	TEAM	1/ 1	0/ 0	1/ 1	1/ 2	0/0				
TOUCHDOWNS		9		7	OPPONENTS	0/ 0	2/ 2	2/ 2	0/ 0	2/2				
Rushing		4		5	Carpenter: (49N)(39G)(19G,45G)									
Passing		3		2	OPP									



# BILLS 2016 REGULAR SEASON STATISTICS

## 2016 DEFENSIVE STATS

### DEFENSIVE TACKLES

PLAYER	Solo	Assist	TFL	TOTAL
Zach Brown	22	12	1	34
Preston Brown	16	12	2	28
Stephon Gilmore	11	3	0	14
Ronald Darby	12	1	0	13
Jerry Hughes	10	3	4	13
L. Alexander	9	4	1	13
Kyle Williams	8	5	2	13
Corey Graham	8	1	1	9
Corey White	8	1	0	9
Aaron Williams	6	3	1	9
Leger Douzable	3	4	1	7
Nickell Robey	6	0	0	6
Corbin Bryant	3	3	0	6
A. Washington	2	4	0	6
Duke Williams	4	0	0	4
Jerel Worthy	0	4	0	4
Kevon Seymour	3	0	0	3
Robert Blanton	3	0	0	3
Lerentee McCray	1	2	0	3
Jonathan Meeks	0	3	0	3
Brandon Spikes	0	1	0	1
<b>TOTAL</b>	<b>135</b>	<b>66</b>	<b>13</b>	<b>201</b>

### FUMBLE RECOVERIES

P. Brown	1
N. Robey-Coleman	1
A. Williams	1
<b>TOTAL</b>	<b>3</b>

### PASSES DEFENSED

R. Darby	5
S. Gilmore	5
C. Graham	3
A. Williams	2
C. White	1
J. Hughes	1
<b>TOTAL</b>	<b>17</b>

### SACKS

J. Hughes	3.0
L. Alexander	3.0
L. Douzable	1.5
C. Graham	1.0
K. Williams	1.0
L. McCray	0.5
<b>TOTAL</b>	<b>10.0</b>

### INTERCEPTIONS

S. Gilmore	2
C. Graham	1
C. White	1
<b>TOTAL</b>	<b>4</b>

### FUMBLES FORCED

L. Alexander	2
P. Brown	1
<b>TOTAL</b>	<b>3</b>

### DEFENSIVE TOUCHDOWNS

N. Robey-Coleman	1
A. Williams	1
<b>TOTAL</b>	<b>2</b>

### SPECIAL TEAMS TACKLES

PLAYER	Solo	Assist	TOTAL
R. Humber	3	0	3
J. Meeks	3	0	3
L. Alexander	2	0	2
C. Graham	2	0	2
L. McCray	1	0	1
R. Blanton	1	0	1
P. Brown	1	0	1
K. Seymour	1	0	1
N. Robey-Coleman	1	0	1
<b>TOTAL</b>	<b>15</b>	<b>0</b>	<b>15</b>

## 2016 AFC EAST STANDINGS

TEAM	W	L	HOME	ROAD	PF	PA
New England	3	0	2-0	1-0	81	45
New York	1	2	0-1	1-1	62	78
<b>Buffalo</b>	<b>1</b>	<b>2</b>	<b>1-1</b>	<b>0-1</b>	<b>71</b>	<b>68</b>
Miami	1	2	1-0	0-2	64	67

## BILLS 2016 RANKINGS

### OFFENSE

Category	Total	AFC Rank	NFL Rank
Total Yards/Game	283.3	16th	30th
Points Per Game	23.67	6th	15th
Passing Yards/Game	163.7	16th	32nd
Passing Yards/Attempt	6.29	13th	26th
Interceptions	2	7th	17th
Rushing Yards/Game	119.7	6th	9th
Rushing Yards/Play	4.79	4th	5th
Times Sacked	6.0	9th	18th
1st Downs/Game	14.3	16th	T-31st
3rd Down Efficiency	27.8%	16th	32nd
4th Down Efficiency	75%	3rd	T-6th
Time of Possession	24:38	16th	31st
Punt Return Average	17.0	1st	5th
Kick Return Average	19.6	T-11th	T-21st
Net Punt Average	38.4	14th	24th
Field Goal Percentage	75%	T-10th	T-21st

### DEFENSE

Category	Total	AFC Rank	NFL Rank
Total Yards/Game	383.0	10th	23rd
Points Per Game	22.67	9th	17th
Passing Yards/Game	285.0	11th	22nd
Passing Yards/Attempt	7.31	10th	18th
Interceptions	4	3rd	7th
Rushing Yards/Game	98.0	7th	T-14th
Rushing Yards/Play	3.42	2nd	5th
Sacks	10.0	T-1st	T-3rd
1st Downs/Game	23.67	T-14th	T-26th
3rd Down Efficiency	44.2%	13th	25th
4th Down Efficiency	0%	1st	T-1st
Time of Possession	35:21	16th	31st
Punt Return Average	4.3	2nd	4th
Kick Return Average	19.7	8th	15th
Net Punt Average	32.2	2nd	2nd
Field Goal Percentage	100%	T-13th	T-24th



>>> THE BILLS ARE  
TIED FOR THIRD IN THE NFL  
IN SACKS THIS SEASON



## LAST GAME: BILLS-CARDINALS

**REGULAR SEASON WEEK 2** - Bills 33, Cardinals 18  
September 25, 2016 - New Era Field - 68,647

The Buffalo Bills used a powerful rushing attack and a stout defensive performance to top the Arizona Cardinals 33-18 at New Era Field.

Running back LeSean McCoy ran for 110 yards on 17 carries, boasting a 6.5 yards per carry average and having his first multi-touchdown game as a Bill. Quarterback Tyrod Taylor provided 76 yards on the ground, including a 20-yard touchdown run and a team-record 49-yard scamper.

Robert Woods was Buffalo's top receiving option on the day with six catches for 51 yards and fellow receiver Walt Powell recorded his first three career catches for 28 yards.

Defensively, Stephon Gilmore notched two interceptions with Corey Graham and Corey White each picking one off themselves. Lorenzo Alexander finished the day with 1.5 sacks, his third consecutive game with a sack, and was joined by, Graham, Kyle Williams, Jerry Hughes and Lereentee McCray in the sack column. Linebacker Zach Brown recorded 12 total tackles with 10 individual stops and White recorded eight solo tackles and nine combination tackles.

Aaron Williams recovered a fumble on special teams and raced it back 53 yards for the score, resulting in Buffalo's second consecutive game with a fumble returned for a touchdown.

Arizona was paced by running back David Johnson, who ran for 83 yards and two touchdowns and recorded 28 through the air. Quarterback Carson Palmer threw for 287 yards, John Brown had a game-high 70 receiving yards and defensive back Patrick Peterson recorded an interception.

TEAM	1	2	3	4	Final
Bills	10	7	13	3	33
Cardinals	0	7	6	5	18

TEAM	QTR.	TIME	SCORING PLAY	DRIVE	SCORE
Bills	1	3:29	D.Carpenter 19 yd. Field Goal	7-77, 3:51	3-0
Bills	1	0:55	L.McCoy 24 yd. run (D.Carpenter kick)	5-53, 1:30	10-0
Bills	2	10:25	L.McCoy 5 yd. run (D.Carpenter kick)	6-52, 2:51	17-0
Cardinals	2	1:05	D.Johnson 4 yd. run (C.Catanzaro kick)	17-84, 9:20	17-7
Bills	3	10:31	T.Taylor 20 yd. run (kick failed, wr)	6-47, 2:49	23-7
Bills	3	2:25	A.Williams 53 yd. fumble return (D.Carpenter kick)	N/A	30-7
Cardinals	3	0:12	D.Johnson 22 yd. run (pass failed)	6-83, 2:13	30-13
Cardinals	4	10:36	C.Catanzaro 60 yd. Field Goal	5-4, 2:19	30-16
Bills	4	4:48	D.Carpenter 45 yd. Field Goal	4-3, 1:42	33-16
Cardinals	4	3:04	L.McCoy tackled in end zone by C.Peters for a Safety	N/A	33-18

	BUF	ARZ
First Downs	16	25
Rushes-Yards	32-208	22-88
Net Passing Yards	88	260
Total Net Yards	296	348
Passing (A-C-I)	25-14-1	50-26-4
Sacked by Opp.	4-31	5-27
Punts-Average	6-35.3	5-35.6
Fumbles-Lost	3-0	3-1
Penalties	9-75	8-50
Time of Poss.	26:00	34:00

## WHAT TO LOOK FOR

### OFFENSE

#### QB Tyrod Taylor

- Needs two passing touchdowns to reach 25 and enter Bills career top 10 (tying Trent Edwards)

#### WR Sammy Watkins

- Needs five receiving touchdowns to become second Bills player with 20+ receiving touchdowns in his first three pro seasons (Lee Evans, 24)
- Next 100-yard game will be the 10th of his career and will tie Peerless Price for the sixth-most in team history
- With one touchdown, he'll reach 16 career touchdowns and would become the fifth Bill with at least 16 receiving touchdowns in his first three season (Lee Evans, Elbert Dubenion, Jerry Butler, Andre Reed)

#### WR Robert Woods

- Needs one receiving TD to reach 10 for his career
- Needs 81 receiving yards to reach 2,000 for his career

#### TE Charles Clay

- Needs 96 receiving yards to reach 2,500 yards in his career
- Will play in his 75th career game

#### RB LeSean McCoy

- Needs 86 rushing yards to reach 8,000 for his career. Will become the sixth active player to reach that total.

### DEFENSE

#### CB Stephon Gilmore

- Needs nine tackles to reach 200 for his career

#### CB Ronald Darby

- Needs four passes defended to reach 30 for his career
- Needs seven tackles to reach 80 for his career

#### LB Jerry Hughes

- Needs two sacks to reach 30 for his career as a Bill. Would be the fifth fastest to get to 30 sacks in franchise history.

### SPECIAL TEAMS

#### K Dan Carpenter

- Needs 16 points to reach 400 as a Bill. Would become the sixth player in franchise history to reach 400 points.

#### WR Brandon Tate

- Needs four kick returns to reach 200 for his career. Would become the 39th player in league history with 200 kick returns
- Needs 175 kick return yards to reach 5,000 for his career. Would become the 31st player in league history with 5,000 kick return yards



## QUOTE OF THE WEEK

### **Bills HC Rex Ryan on the energy from the fans against Arizona:**

"I will say this though, there were a lot of witnesses out there when you see our fans. Like they gave us a chance to win. I mean, they were so loud that it was like alright, our fans never left us. And you guys know that have been here forever, through all the streak and all that stuff, that this is the most loyal fan-base that there is, so that really helped us."

## BILLS-PATRIOTS SERIES HIGHS

### **RUSHING YARDS**

**Bills:** 250, O.J. Simpson 9/16/73 @ NE

**Patriots:** 189, LeGarrette Blount 12/29/13 @ NE

### **RECEIVING YARDS**

**Bills:** 177, Eric Moulds 11/29/98 @NE

**Patriots:** 217, Wes Welker 9/25/11 @BUF

### **PASSING YARDS**

**Bills:** 369, Ryan Fitzpatrick 9/25/11 @ BUF

**Patriots:** 466, Tom Brady 9/21/15 @BUF

## TALE OF THE TAPE - 2016 STATS

Bills	Category	Patriots
1-2	Record	3-0
71	Points Scored	81
68	Points Allowed	45
9	Touchdowns Scored	9
7	Touchdowns Allowed	6
4	Rushing TDs	5
3	Passing TDs	4
0	Return TDs	0
5	Rushing TDs Allowed	2
2	Passing TDs Allowed	4
0	Return TDs Allowed	0
6/47	Sacked/Yards Lost	5/35
4/0	Fumbles/Lost	4/2
2	Had Intercepted	0
3/4	Field Goals Made/Attempted	6/7
283.3	Average Yards Per Game	369.33
383.0	Opp. Average Yards Per Game	361.67
119.67	Average Rushing Yards Per Game	150.67
98.0	Opp. Avg. Rushing Yards Per Game	90.33
163.67	Average Passing Yards Per Game	218.67
285.0	Opp. Avg. Passing Yards Per Game	271.33
+5	Turnover Ratio	+4
24:38	Average Time of Possession	33:07
30th/8th/32nd	NFL Rank-Total Offense/Run/Pass	T-14th/1st/26th
T-23rd/T-14th/22nd	Rank-Total Defense/Run/Pass	17th/T-11th/19th
@ Los Angeles	Next Week	@ Cleveland

## 2016 BILLS/PATRIOTS LEADERS

### **BILLS**

#### **PASSING**

Tyrod Taylor - 527 yards  
EJ Manuel - 10 yards

#### **RUSHING**

LeSean McCoy - 227 yards  
Tyrod Taylor - 112 yards  
Mike Gillislee - 20 yards  
Jonathan Williams - 2 yards

#### **RECEIVING**

Marquise Goodwin - 118 yards  
Greg Salas - 89 yards  
Robert Woods - 81 yards  
Charles Clay - 67 yards  
Sammy Watkins - 63 yards  
LeSean McCoy - 49 yards

#### **POINTS**

LeSean McCoy - 18 points  
Dan Carpenter - 17 points  
Aaron Williams - 6 points  
Marquise Goodwin - 6 points  
Tyrod Taylor - 6 points  
Greg Salas - 6 points  
Mike Gillislee - 6 points  
Nickell Robey-Coleman - 6 points

#### **INTERCEPTIONS**

Stephon Gilmore - 2  
Corey Graham - 1  
Corey White - 1

#### **SACKS**

Jerry Hughes - 3.0  
Lorenzo Alexander - 3.0  
Leger Douzable - 1.5  
Kyle Williams - 1.0  
Corey Graham - 1.0  
Lerentee McCray - 0.5

#### **TACKLES**

Zach Brown - 34  
Preston Brown - 29  
Lorenzo Alexander - 15  
Stephon Gilmore - 14  
Kyle Williams - 13  
Ronald Darby - 13

### **PATRIOTS**

Jimmy Garoppolo - 496 yards  
Jacoby Brissett - 195 yards

LeGarrette Blount - 298 yards  
Jacoby Brissett - 60 yards  
James White - 35 yards  
Julian Edelman - 30 yards

Julian Edelman - 180 yards  
Martellus Bennett - 138 yards  
Chris Hogan - 122 yards  
Danny Amendola - 119 yards  
Malcolm Mitchell - 75 yards  
James White - 52 yards

Stephen Gostkowski - 27 points  
LeGarrette Blount - 24 points  
Danny Amendola - 12 points  
Martellus Bennett - 6 points  
Chris Hogan - 6 points  
Jacoby Brissett - 6 points

Jamie Collins - 2  
Duron Harmon - 1

Jabaal Sheard - 2.0  
Jamie Collins - 1.0  
Chris Long - 1.0  
Vincent Valentine - 1.0

Jamie Collins - 23  
Logan Ryan - 17  
Patrick Chung - 16  
Malcolm Butler - 16  
Devin McCourty - 15  
Jonathan Freeny - 10

# BILLS





## BILLS - PATRIOTS CONNECTIONS

### FORMER BILLS / PATRIOTS

- Bills G **Ryan Groy** spent part of the 2015 preseason with the Patriots after New England acquired him in a trade from Chicago.
- Bills LB **Ramon Humber** was a member of the Patriots for most of the 2016 offseason and preseason activities.
- Bills LB **Brandon Spikes** was drafted by the Patriots in the second round of the 2010 draft, playing with the club for four seasons. After playing with the Bills in 2014, Spikes returned for a second stint in New England, spending a portion of the 2015 offseason with the team.
- Bills WR **Brandon Tate** entered the NFL as a third round pick of the Patriots in 2009, making 11 starts in his two seasons there.
- Patriots WR **Chris Hogan** was a member of the Bills from 2012-15, playing in 48 games with 87 receptions for 959 yards and six touchdowns.
- Patriots DT **Alan Branch** spent the 2103 with the Bills, making 13 starts in 16 appearances.
- Bills senior offensive coach **Chris Palmer** served on the Patriots staff as a WR coach from 1993-95 and as a QB coach in 1996.
- Bills assistant head coach **Rob Ryan** was the Patriots' LB coach from 2000-03, winning two Super Bowls in that span.

### HOMETOWN CONNECTIONS

- Patriots TE **Rob Gronkowski** was born in Amherst, NY and attended Williamsville North High School for three years.
- Bills TE **Nick O'Leary** grew up in Palm Beach, FL, only 1.9 miles from West Palm Beach, FL, where Patriots QB **Jacoby Brissett** spent his childhood. The two were teammates at William T. Dwyer High School, both were finalists for the Palm Beach County Player of the Year in 2010 and both were selected for the Army All-American Bowl in 2011. In 2010, No. 10 Dwyer High School played an out of conference game against No. 3 Glenville High School, the Cleveland-based institution where **Cardale Jones** starred. In the matchup of the star-studded schools, Jones threw for 164 yards and a touchdown with 22 yards on the ground, Jacoby Brissett threw for 230 yards and a touchdown with 90 yards rushing and a touchdown on the ground and Nick O'Leary caught nine passes for 152 yards and a 49-yard touchdown from Brissett. Glenville won the game 26-22.
- Patriots TE coach **Brian Daboll** went to St. Francis High School and attended college at the University of Rochester.

### PRO CONNECTIONS

- Bills G **Richie Incognito** played with Patriots WR **Danny Amendola** and Patriots DE **Chris Long** on the St. Louis Rams in 2009.
- Bills T **Jordan Mills** played with Patriots TE **Martellus Bennett** and Patriots LB **Shea McClellin** with the Chicago Bears in 2014.
- Bills RB **LeSean McCoy** played with Patriots S **Patrick Chung** and TE **Clay Harbor** with the Philadelphia Eagles in 2013.
- Bills RB **Reggie Bush** was teammates with Patriots DT **Vincent Valentine** on the Detroit Lions from 2013-14.
- Bills TE **Jim Dray** played with Patriots DT **Alan Branch** with the Arizona Cardinals in 2010.
- Bills assistant head coach **Rob Ryan** was the defensive coordinator for the Cleveland Browns in 2009-10 while Patriots TE coach **Brian Daboll** was the offensive coordinator for the Browns during that same span. Patriots special teams assistant coach **Ray Ventrone** played under Ryan as a safety from 2009-10 and Bills assistant special teams coach **Eric Smith** played under Daboll with the Jets from 2007-08. Bills TE coach **Tony Sparano** was an offensive quality control coach with the Miami Dolphins in 2011, when Daboll was the offensive coordinator.

### COLLEGE CONNECTIONS

- Bills assistant strength and conditioning coach **Hal Luther** was on the Syracuse football staff with Patriots defensive coordinator **Matt Patricia** from 2001-03.
- Bills defensive backs coach **Tim McDonald** and Patriots strength and conditioning coach **Moses Cabrera** were on the Fresno State football staff in 2012.
- Bills QB **Tyrod Taylor** and Patriots T **LaAdrian Waddle** were teammates at Virginia Tech from 2009-10.
- Bills T **Cyrus Kouandjio** and Patriots CB **Cyrus Jones** played at Alabama together from 2012-13, winning a national title following the 2012 season. Kouandjio and Patriots LB **Dont'a Hightower** also won a national championship together with the Crimson Tide following the 2011 season.
- Bills LB **Jerry Hughes** and Patriots T **Marcus Cannon** played at TCU together from 2006-09, though Cannon redshirted in '06.
- Bills RB **LeSean McCoy** and Patriots DL **Jabaal Sheard** were teammates at Pitt from 2007-08.

### ADDITIONAL CONNECTION

- Bills WR **Marquise Goodwin** and Patriots S **Nate Ebner** both have Olympic experience, with Goodwin representing the US in the 2012 Olympics (long jump) and Ebner participating in the 2016 Olympics (rugby sevens).



## BILLS - PROJECTED STARTERS

### OFFENSE

**WR ROBERT WOODS** - Has 11 catches for 81 yards for the season

**LT CORDY GLENN** - Has started 62 games in his first five seasons. Helped pave the way for the number one rushing offense in the NFL during the 2015 season. Missed last two games with an injury.

**LG RICHIE INCOGNITO** - Was elected to the Pro Bowl in 2015 and has started in all 22 games he's appeared in for the Bills.

**C ERIC WOOD** - Has started all 98 games he has played in for Buffalo. Was selected to his first Pro Bowl in 2015.

**RG JOHN MILLER** - Has started in all 15 games he's appeared in so far in Buffalo.

**RT JORDAN MILLS** - Appeared in 13 games, starting eight, in his Bills career.

**TE CHARLES CLAY** - Has seven receptions for 67 yards this season.

**WR SAMMY WATKINS** - Has recorded six catches for 63 yards this season. Recorded his first 1,000 yard season in 2015. Missed the last game with an injury.

**QB TYROD TAYLOR** - Has completed 47 of 77 passes for 527 yards, three touchdowns and two interceptions this season. Threw for 3,035 yards, 20 touchdowns and 6 interceptions, added another 568 yards rushing and four touchdowns in 2015 on the way to his first Pro Bowl appearance.

**RB LESEAN MCCOY** - Has totaled 227 yards and three touchdowns on 48 carries this season. Also has 11 catches for 49 yards. A four-time Pro Bowler who rushed for 895 yards and three touchdowns, adding 292 yards receiving and two touchdowns in 2015.

**FB JEROME FELTON** - Has played in 18 games for the Bills and helped block for the number one rushing offense in the NFL in 2015.

#### KEY RESERVES

**WR GREG SALAS** - Has four catches for 89 yards and one touchdown this season. Missed the last game with an injury.

**RB MIKE GILLISLEE** - Has three rush attempts for 20 yards on the season and two receptions for 14 yards and a touchdown.

**WR MARQUISE GOODWIN** - Has three catches for a team-high 118 yards and one touchdown this season.

**T CYRUS KOUANDJIO** - Has started the past two games at left tackle.

### DEFENSE

**DT KYLE WILLIAMS** - Has 13 tackles, one sack, two tackles for a loss and three QB hits this season. Has started 134-of-139 games and earned four-time Pro Bowl honors (2010, 2012, 2013, and 2014).

**NT CORBIN BRYANT** - Has recorded six tackles so far this season.

**DE ADOLPHUS WASHINGTON** - Has totaled six tackles so far in his rookie season.

**LB JERRY HUGHES** - Has totaled 13 tackles and a team-high three sacks on the season. Also has four tackles for a loss and six QB hits.

**LB ZACH BROWN** - Currently is tied for the league lead with 34 tackles on the season. Also has one tackle for a loss and one QB hit.

**LB PRESTON BROWN** - Has totaled 28 tackles, two tackles for a loss, one QB hit, one forced fumble and one fumble recovery so far this season.

**LB LORENZO ALEXANDER** - Has totaled 13 tackles, a team-high 3.0 sacks, one tackle for a loss, three QB hits and two forced fumble on the year.

**CB RONALD DARBY** - Has recorded 13 tackles, one QB hit and five passes defended this season. Missed the last game with an injury.

**CB STEPHON GILMORE** - Has totaled 14 tackles, two interceptions and five passes defended through the first three weeks.

**S COREY GRAHAM** - Has nine tackles, one sack, one tackle for a loss, one QB hit, one interception and three passes defended.

**S AARON WILLIAMS** - Has nine tackles, one tackle for a loss, two passes defended and one fumble recovery that he returned for a touchdown so far this year.

#### KEY RESERVES

**S DUKE WILLIAMS** - Has four tackles so far this season.

**DT JEREL WORTHY** - Has four tackles this season.

**DT LEGER DOUZABLE** - Has totaled seven tackles, 1.5 sacks, one tackle for a loss and four QB hits this season.

**CB NICKELL ROBEY-COLEMAN** - Has six tackles, one fumble recovery and one touchdown through three games.

**CB COREY WHITE** - Has nine tackles, one interception and one pass defended this season.





## NEW FACES AT ONE BILLS DRIVE

**LB LORENZO ALEXANDER** signed with the Bills on April 12, 2016. He entered the NFL as an undrafted free agent with the Carolina Panthers. Has totaled 13 tackles, a team-high 3.0 sacks, one tackle for a loss, three QB hits and two forced fumble on the year.

**S COLT ANDERSON** signed with the Bills on April 12, 2016. Entered the NFL as an undrafted free agent with the Minnesota Vikings. Has 104 tackles, four passes defended, and two forced fumbles in 77 career games with the Philadelphia Eagles and Indianapolis Colts.

**S ROBERT BLANTON** signed with the Bills on March 18, 2016. Spent the previous four seasons with the Minnesota Vikings. Has played in 63 career games compiling 213 tackles, five passes defended and one interception.

**LB ZACH BROWN** signed with the Bills on April 4, 2016 after spending four seasons with the Tennessee Titans. Currently is tied for the league lead with 34 tackles on the season. Also has one tackle for a loss and one QB hit.

**RB REGGIE BUSH** signed with the Bills on August 1, 2016. He has played in 123 games with 96 starts in his career while recording 5,489 yards and 35 touchdowns on 1,277 rush attempts. He has also totaled 3,508 receiving yards and 18 touchdowns on 470 receptions in addition to returning 100 punts for 781 yards and four touchdowns.

**DE LEGER DOUZABLE** joined the Bills on June 13, 2016 as a free agent. Originally entered the league with the Minnesota Vikings as an undrafted free agent after the 2008 NFL Draft. Has totaled seven tackles, 1.5 sacks, one tackle for a loss and four QB hits this season.

**TE JIM DRAY** signed with the Bills on March 16, 2016. Entered the league as a seventh round (233rd overall) draft pick in the 2010 NFL Draft for the Arizona Cardinals. Has played in 90 career games and has 56 career receptions for 605 yards and three touchdowns.

**LB RAMON HUMBER** signed with the Bills on August 31, 2016. Humber has played in 95 career games while accumulating 141 tackles, 3.5 sacks, four passes defended, eight quarterback hits, nine tackles for loss and one forced fumble.

**C PATRICK LEWIS** was claimed by the Bills off waivers on August 31, 2016. Lewis has played in 16 games with 13 career starts along the offensive line of the Seattle Seahawks.

**LB LARENTEE MCCRAY** was traded to the Bills from Green Bay on August 30, 2016. McCray has played in 27 games, accumulating 21 tackles, 2.0 sacks and three quarterback hits.

**LB BRANDON SPIKES** signed with the Bills on August 7, 2016. He has played in 69 games with 49 starts and has totaled 341 tackles, two sacks, six forced fumbles and two interceptions.

**WR BRANDON TATE** signed with the Bills on September 6, 2016. He has played in 101 games with 18 starts in his career, accumulating 57 receptions for 901 yards and six touchdowns.

**CB COREY WHITE** signed with the Bills as a free agent on April 4, 2016. Originally entered the league as a fifth round (162nd overall) pick in the 2012 NFL Draft by the New Orleans Saints. Has nine tackles, one interception and one pass defended this season.

## 2016 NFL DRAFT SELECTIONS

### DE ADOLPHUS WASHINGTON

Has totaled six tackles so far in his rookie season. Selected in the third round (80th overall) of the 2016 NFL Draft. A native of Cincinnati, Ohio, Washington joins the Bills after spending the past four years as a pillar of the Ohio State defensive line. The 6-3, 301-pound defensive tackle started 31-of-49 career games played for the Buckeyes, totaling 142 tackles, 25 tackles for a loss, 13.5 sacks, three forced fumbles and seven quarterback hits. Washington earned Sporting News first-team All-American honors in 2015 after notching a personal-best 49 tackles as a senior with seven tackles for loss and four sacks.

### QB CARDALE JONES

Drafted by the Bills in the fourth-round (139th overall) of the 2016 NFL Draft. The signal caller for Ohio State's 2014 National Championship, Jones comes to Buffalo after recording a perfect 11-0 record as the Buckeyes starting quarterback. The 6-5, 253-pound Cleveland, Ohio native threw for 2,323 yards with 15 touchdowns, seven interceptions and a 61.9 completion percentage throughout his collegiate career. In 2015 as a redshirt junior, Jones started eight of the 10 games he appeared in while completing 110 of his 176 pass attempts for 1,460 yards, eight touchdowns and five interceptions.

### RB JONATHAN WILLIAMS

Has three carries for two yards this season. Selected in the fifth round (156th overall) of the 2016 NFL Draft. A 6-0, 223-pound Arkansas product, Williams joins the Bills after four seasons with the Razorbacks. The Allen, Texas native played in 36 games with 24 starts in his collegiate career while racking up 2,321 yards and 16 touchdowns on 406 rush attempts in addition to recording 345 yards and six touchdowns on 26 receptions. Williams was forced to miss the 2015 season due to injury, but in 2014 the running back earned second-team All-SEC honors after carrying the rock 211 times for 1,190 yards and 12 touchdowns—including a four-touchdown performance versus Texas Tech.

### CB KEVON SEYMOUR

Has three tackles so far in his rookie season. Drafted by the Bills in the sixth round (218th overall) of the 2016 NFL Draft. Seymour, a 6-foot-0, 185-pounder, is a native of Pasadena, Calif. During four seasons with the Trojans, he registered 126 tackles, 19 passes defended, on fumble recovery and three interceptions. He led USC as a junior in 2014 with 13 passes defended.

## POSITION-BY-POSITION BREAKDOWN

### QUARTERBACKS (3)

No	Name	Pos	HT	WT	Exp	College
3	EJ Manuel	QB	6'4	237	4	Florida State
5	Tyrod Taylor	QB	6'1	215	6	Virginia Tech
7	Cardale Jones	QB	6'5	250	R	Ohio State

**EJ MANUEL** finished his third pro season starting two games and throwing for 561 yards on 52-of-84 passing with three touchdowns and three interceptions...**TYROD TAYLOR** has completed 47 of 77 passes for 527 yards, three touchdowns and two interceptions this season. Threw for 3,035 yards, 20 touchdowns and 6 interceptions, added another 568 yards rushing and four touchdowns in 2015 on the way to his first Pro Bowl appearance...**CARDALE JONES** was drafted by the Bills in the fourth round (139th overall) in the 2016 NFL Draft. He played three years at Ohio State appearing in 23 games and went 11-0 as a starter

### RUNNING BACKS (5)

No	Name	Pos	HT	WT	Exp	College
22	Reggie Bush	RB	6'0	201	11	Southern California
25	LeSean McCoy	RB	5'11	208	8	Pittsburgh
31	Jonathan Williams	RB	6'0	223	R	Arkansas
35	Mike Gillislee	RB	5'11	219	3	Florida
42	Jerome Felton	FB	6'0	248	9	Furman

**REGGIE BUSH** has played in 123 games with 96 starts in his career while recording 5,489 yards and 35 touchdowns on 1,277 rush attempts. He has also totaled 3,508 receiving yards and 18 touchdowns on 470 receptions in addition to returning 100 punts for 781 yards and four touchdowns...**LESEAN MCCOY** has totaled 227 yards and three touchdowns on 48 carries this season. Also has 11 catches for 49 yards. A four-time Pro Bowler who rushed for 895 yards and three touchdowns, adding 292 yards receiving and two touchdowns in 2015.

...**JONATHAN WILLIAMS** has three carries for two yards this season. He was drafted by the Bills in the fifth round (156th overall) in the 2016 NFL Draft. The former Arkansas Razorback missed his senior season with a foot injury. In his three years in college, he managed to rush for 2,321 yards and 16 touchdowns, while adding another 345 yards and six touchdowns receiving...

**MIKE GILLISLEE** has three rush attempts for 20 yards on the season and two receptions for 14 yards and a touchdown...

**JEROME FELTON** has played in 18 games for the Bills and helped block for the number one rushing offense in the NFL in 2015.





## POSITION-BY-POSITION BREAKDOWN

### WIDE RECEIVERS (6)

No	Name	Pos	HT	WT	Exp	College
10	Robert Woods	WR	6'0	190	4	Southern California
11	Greg Salas	WR	6'2	210	5	Hawaii
14	Sammy Watkins	WR	6'1	211	3	Clemson
15	Brandon Tate	WR	6'1	195	8	North Carolina
19	Walter Powell	WR	6'0	189	2	Murray State
88	Marquise Goodwin	WR	5'9	179	4	Texas

**ROBERT WOODS** has 11 catches for 81 yards for the season...**GREG SALAS** has four catches for 89 yards and one touchdown this season. Missed the last game with an injury...**SAMMY WATKINS** has recorded six catches for 63 yards this season. Recorded his first 1,000 yard season in 2015. Missed last game with an injury...**BRANDON TATE** has played in 101 games with 18 starts in his career, accumulating 57 receptions for 901 yards and six touchdowns...**WALTER POWELL** has recorded three catches for 28 yards this season...**MARQUISE GOODWIN** has three catches for a team-high 118 yards and one touchdown this season.



### TIGHT ENDS (3)

No	Name	Pos	HT	WT	Exp	College
82	Jim Dray	TE	6'5	255	7	Stanford
84	Nick O'Leary	TE	6'3	252	1	Florida State
85	Charles Clay	TE	6'3	255	6	Tulsa

**JIM DRAY** has played in 90 career games and has 56 career receptions for 605 yards and three touchdowns. ...**NICK O'LEARY** has one catch for 28 yards on the season....**CHARLES CLAY** has seven receptions for 67 yards this season.





## POSITION-BY-POSITION BREAKDOWN

### OFFENSIVE LINE (9)

No	Name	Pos	HT	WT	Exp	College
61	Gabe Ikard	G	6'4	304	3	Oklahoma
64	Richie Incognito	G	6'3	319	10	Nebraska
67	Patrick Lewis	C	6'1	311	4	Texas A&M
70	Eric Wood	C	6'4	310	8	Louisville
71	Cyrus Kouandjio	T	6'7	332	3	Alabama
72	Ryan Groy	G	6'5	320	3	Wisconsin
76	John Miller	G	6'2	312	2	Louisville
77	Cordy Glenn	T	6'6	345	5	Georgia
79	Jordan Mills	T	6'5	316	4	Louisiana Tech

**GABE IKARD** has appeared in two games this season...**RICHIE INCOGNITO** was elected to the Pro Bowl in 2015 and has started in all 22 games he's appeared in for the Bills...**PATRICK LEWIS** has played in 16 games with 13 career starts along the offensive line of the Seattle Seahawks...**ERIC WOOD** has started all 98 games he has played in for Buffalo. Was selected to his first Pro Bowl in 2015...**CYRUS KOUANDJIO** has played in 16 games in his career and has started the last two games at left tackle...**RYAN GROUY** has appeared in 11 games in his career, starting in three games...**JOHN MILLER** has started in all 15 games he's appeared in so far in Buffalo...**CORDY GLENN** has started 62 games in his first five seasons. Helped pave the way for the number one rushing offense in the NFL during the 2015 season. Has missed the last two games with an injury...**JORDAN MILLS** has appeared in 13 games, starting eight, in his Bills career.



### DEFENSIVE LINE (5)

No	Name	Pos	HT	WT	Exp	College
91	Leger Douzable	DE	6'4	284	7	Central Florida
92	Adolphus Washington	DT	6'4	295	R	Ohio State
94	Jerel Worthy	DE	6'2	308	3	Michigan State
95	Kyle Williams	DT	6'1	303	11	LSU
97	Corbin Bryant	DT	6'4	300	4	Northwestern

**LEGER DOUZABLE** has totaled seven tackles, 1.5 sacks, one tackle for a loss and four QB hits this season...**ADOLPHUS WASHINGTON** has recorded six tackles so far in his rookie season...**JEREL WORTHY** has four tackles this season...**KYLE WILLIAMS** has 13 tackles, one sack, two tackles for a loss and three QB hits this season. Has started 134-of-139 games and earned four-time Pro Bowl honors (2010, 2012, 2013, and 2014)...**CORBIN BRYANT** has recorded six tackles so far this season.





## POSITION-BY-POSITION BREAKDOWN

### LINEBACKERS (7)

No	Name	Pos	HT	WT	Exp	College
50	Ramon Humber	LB	5'11	235	8	North Dakota State
51	Brandon Spikes	LB	6'2	255	6	Florida
52	Preston Brown	LB	6'1	251	3	Louisville
53	Zach Brown	LB	6'1	248	5	UNC
55	Jerry Hughes	LB	6'2	254	7	TCU
56	Lerentee McCray	LB	6'3	249	4	Florida
57	Lorenzo Alexander	LB	6'1	245	10	California

**RAMON HUMBER** has played in 95 career games while accumulating 141 tackles, 3.5 sacks, four passes defended, eight quarterback hits, nine tackles for loss and one forced fumble...**BRANDON SPIKES** has totaled 341 tackles, two sacks, six forced fumbles and two interceptions in his NFL career...**PRESTON BROWN** has totaled 28 tackles, two tackles for a loss, one QB hit, one forced fumble and one fumble recovery so far this season...**ZACH BROWN** currently is tied for the league lead with 34 tackles on the season. Also has one tackle for a loss and one QB hit...**JERRY HUGHES** has totaled 13 tackles and a team-high three sacks on the season. Also has four tackles for a loss and six QB hits...**LERENTEE MCCRAY** has played in 27 games, accumulating 21 tackles, 2.0 sacks and three quarterback hits....**LORENZO ALEXANDER** has totaled 13 tackles, a team-high 3.0 sacks, one tackle for a loss, three QB hits and two forced fumble on the year.

### SPECIALISTS (4)

No	Name	Pos	HT	WT	Exp	College
2	Dan Carpenter	K	6'2	228	9	Montana
4	Jordan Gay	K	6'0	200	3	Centre
6	Colton Schmidt	P	5'11	224	3	California-Davis
65	Garrison Sanborn	LS	6'1	240	8	Florida State

**DAN CARPENTER** has hit three of his four field goal attempts this season and eight of his nine PATs this season ...**JORDAN GAY** has kicked off 169 times and totaled 96 touchbacks...**COLTON SCHMIDT** has punted 15 times this season for an average of 40.6 yards per punt ...**GARRISON SANBORN** has appeared in each of the team's 115 regular season games in his eight years with the Bills

### DEFENSIVE BACKS (11)

No	Name	Pos	HT	WT	Exp	College
20	Corey Graham	S	6'0	196	10	New Hampshire
21	Nickell Robey-Coleman	CB	5'8	165	4	Southern California
23	Aaron Williams	S	6'0	199	6	Texas
24	Stephon Gilmore	CB	6'1	190	5	South Carolina
26	Robert Blanton	S	6'1	200	5	Notre Dame
27	Duke Williams	S	5'11	201	4	Nevada
28	Ronald Darby	CB	5'11	195	2	Florida State
29	Kevon Seymour	CB	6'0	185	R	Southern California
30	Corey White	CB	6'1	210	5	Samford
33	Colt Anderson	S	5'10	195	7	Montana
36	Jonathan Meeks	S	6'0	209	4	Clemson

**COREY GRAHAM** has nine tackles, one sack, one tackle for a loss, one QB hit, one interception and three passes defended...**NICKELL ROBEY-COLEMAN** has six tackles, one fumble recovery and one touchdown through three games...**AARON WILLIAMS** has nine tackles, one tackle for a loss, two passes defended and one fumble recovery that he returned for a touchdown so far this year...**STEPHON GILMORE** has totaled 14 tackles, two interceptions and five passes defended through the first three weeks...**ROBERT BLANTON** has played in 63 career games compiling 213 tackles, five passes defended and one interception...**DUKE WILLIAMS** has four tackles so far this season...**RONALD DARBY** has recorded 13 tackles, one QB hit and five passes defended this season...**KEVON SEYMOUR** has three tackles so far in his rookie year...**COREY WHITE** has nine tackles, one interception and one pass defended this season...**COLT ANDERSON** has 104 tackles, four passes defended, and two forced fumbles in 77 career games...**JONATHAN MEEKS** has three tackles on defense and three on special teams this season.



## 2016 TEAM NOTES

### TEAM NOTES

#### WIN WITH THE RUN

The Bills got their running game back on track against the Cardinals in week 3. After leading the NFL in rushing last season, the Bills currently rank fifth in the league for rushing yards per attempt:

##### **NFL RUSHING LEADERS - 2016**

RK.	TEAM	RUSHING YARDS PER ATTEMPT
1.	Oakland	5.86
2.	Cleveland	5.71
3.	Tennessee	5.12
4.	Atlanta	4.98
5.	<b>Buffalo</b>	<b>4.79</b>

#### WIN THE TURNOVER GAME

The Bills have capitalized on turnovers against Arizona and will look to continue that success throughout the season. Buffalo currently is tied for third for highest turnover differential at +5:

##### **NFL TURNOVER DIFFERENTIAL LEADERS - 2016**

RK.	TEAM	TURNOVER DIFFERENTIAL
1.	Minnesota	+8
2.	Philadelphia	+6
3t.	<b>Buffalo</b>	<b>+5</b>
3t.	Kansas City	+5
5t.	Oakland	+4
5t.	New England	+4

### TEAM NOTES

#### GET AFTER THE QB

The Bills have been effective so far this season in regards to putting pressure on the opposing quarterback. Their 10 sacks are tied for the third most in the NFL this season:

##### **NFL SACK LEADERS - 2016**

RK.	TEAM	SACKS
1.	Minnesota	15.0
2.	Denver	12.0
3t.	<b>Buffalo</b>	<b>10.0</b>
3t.	Green Bay	10.0
3t.	Philadelphia	10.0
3t.	Houston	10.0

#### DYNAMIC RETURN GAME

The Bills have found early success in the return game, as their punt return unit is currently fifth in the NFL with an average of 17.0 yards per return:

##### **NFL PUNT RETURN LEADERS- 2016**

RK.	TEAM	RETURN AVERAGE
1.	Atlanta	23.8
2.	Seattle	18.3
3.	Washington	17.5
4.	Chicago	17.4
5.	<b>Buffalo</b>	<b>17.0</b>





## TAYLOR RUNNING THE SHOW

QB Tyrod Taylor has completed 47 of 77 passes for 527 yards, three touchdowns and two interceptions this season. He also has added 112 yards and one touchdown on the ground.

Taylor completed 242 of 380 pass attempts for 3,035 yards, 20 touchdowns and six interceptions last season. He also added a franchise quarterback record 568 rushing yards and four touchdowns on 104 attempts.

With his rushing touchdown against the Cardinals, Taylor now has five rushing touchdowns since the start of the 2015 season which is tied for third in the NFL:

### NFL RUSHING TOUCHDOWNS - QBs since 2015

RK.	PLAYER, TEAM	RUSHING TOUCHDOWN
1.	Cam Newton, CAR	12
2.	Jameis Winston, TB	6
3t.	<b>Tyrod Taylor, BUF</b>	<b>5</b>
3t.	Kirk Cousins, WAS	5
5.	Joe Flacco, BAL	4

Taylor became just the third QB in NFL history to finish a season with a passer rating over 99 and over 40 yards rushing per game:

### NFL PASSER RATING AND RUSHING YARDS - NFL HISTORY

RK.	PLAYER, TEAM (YEAR)	PASSER RATING	RUSH YPG
1.	Robert Griffin, WAS (2012)	102.4	54.3
2.	Michael Vick, PHI (2010)	100.2	56.3
3.	<b>Tyrod Taylor, BUF (2015)</b>	<b>99.4</b>	<b>40.6</b>

Taylor put together one of the best seasons by a quarterback in franchise history in his debut year. His QB rating of 99.4 ranks as the second best for a season in franchise history and was the best ever by a Bill in his first season as the starter:

### BILLS PASSER RATING - First Season as Starter (Min. 10 games)

RK.	PLAYER, YEAR	YARDS	TD	RATING
1.	<b>Tyrod Taylor, 2015</b>	<b>3,035</b>	<b>20</b>	<b>99.4</b>
2.	Kyle Orton, 2014	3,018	18	87.8
3.	Doug Flutie, 1998	2,711	20	87.4
4.	Drew Bledsoe, 2002	4,359	24	86.0
5.	Jim Kelly, 1986	3,593	22	83.3

Taylor also flashed his athletic ability by rushing for 568 yards, which was second in the NFL by a quarterback. His 568 yards are also a franchise record for rushing yards by a quarterback:

### BILLS QB RUSHING - FRANCHISE HISTORY

RK.	PLAYER, YEAR	YARDS
1.	<b>Tyrod Taylor, 2015</b>	<b>568</b>
2.	Doug Flutie, 1999	476
3.	Rob Johnson, 2000	307
4.	Daryle Lamonica, 1964	289
5.	Joe Ferguson, 1977	279

Taylor's yards per attempt average of 7.99 ranked fifth in the NFL last season:

### NFL YARDS PER ATTEMPT - 2015 SEASON

RK.	PLAYER, TEAM	YARDS/ATT
1.	Carson Palmer, ARI	8.70
2.	Andy Dalton, CIN	8.42
3.	Ben Roethlisberger, PIT	8.40
4.	Russell Wilson, SEA	8.33
5.	<b>Tyrod Taylor, BUF</b>	<b>7.99</b>

## THE REAL MCCOY

RB LeSean McCoy has totaled 227 yards and three touchdowns on 48 carries this season. Also has 11 catches for 49 yards. His 227 yards ranks 10th in the NFL this season.

A four-time Pro Bowler, McCoy rushed for 895 yards and three touchdowns, adding 292 yards receiving and two touchdowns in 2015.

Since the beginning of the 2010 NFL season, McCoy leads the league in total rushing yards:

### NFL RUSHING LEADERS - SINCE 2010 SEASON

RK.	PLAYER, CURRENT TEAM	YARDS
1.	<b>LeSean McCoy, BUF</b>	<b>7,277</b>
2.	Adrian Peterson, MIN	7,241
3.	Matt Forte, NYJ	6,696
4.	Frank Gore, IND	6,664
5.	Chris Johnson, ARZ	6,269

McCoy also is one of the top players in the NFL since 2010 when it comes to all-purpose yards, ranking second with 9,592 yards:

### MOST ALL-PURPOSE YARDS - SINCE 2010 SEASON

RK.	PLAYER, CURRENT TEAM	TOTAL	RUSH	REC.
1.	Matt Forte, NYJ	9,931	6,696	3,235
2.	<b>LeSean McCoy, BUF</b>	<b>9,592</b>	<b>7,277</b>	<b>2,315</b>
3.	Arian Foster, MIA	8,499	6,267	2,232
4.	Adrian Peterson, MIN	8,356	7,241	1,115
5.	Frank Gore, IND	8,022	6,664	1,358

McCoy went over 100 yards for the 27th time in his career against Arizona. In games where McCoy rushes for 100 yards or more, his team is 24-3. His 27 100-yard games ranks fifth among active players:

### 100-YARD RUSHING GAMES - Active NFL RBs

RK.	PLAYER, CURRENT TEAM	GAMES
1.	Adrian Peterson, MIN	49
2.	Chris Johnson, ARZ	40
3.	Frank Gore, IND	39
4.	Arian Foster, MIA	32
5.	<b>LeSean McCoy, BUF</b>	<b>27</b>

McCoy was a consistent threat on the ground last year, averaging 74.6 rushing yards per game, the fifth-best output in the NFL:

### NFL RUSHING LEADERS - 2015 SEASON (minimum 10 games)

RK.	PLAYER, TEAM	YARDS PER GAME
1.	Adrian Peterson, MIN	92.8
2.	Doug Martin, TB	87.6
3.	Todd Gurley, STL	85.1
4.	Jonathan Stewart, CAR	76.1
5.	<b>LeSean McCoy, BUF</b>	<b>74.6</b>

McCoy recorded over 100 yards from scrimmage in seven straight games from week seven to 14 in 2015, which made him the third Bill in team history to accomplish the feat. His average of 98.9 yards from scrimmage per game was the second best in the AFC last season:

### AFC YARDS FROM SCRIMMAGE LEADERS - 2015 SEASON

RK.	PLAYER, TEAM	YARDS PER GAME
1.	Antonio Brown, PIT	116.4
2.	<b>LeSean McCoy, BUF</b>	<b>98.9</b>
3.	DeAndre Hopkins, HOU	95.1
4.	Brandon Marshall, NYJ	93.9
5.	Allen Robinson, JAX	87.5

## SAMMY BALLS OUT

WR Sammy Watkins has recorded six catches for 63 yards this season. He missed the last game due to an injury.

He totaled a team-high 60 catches, 1,047 yards and nine touchdowns in the 13 games he appeared in last season.

For the year, Watkins led the NFL in average yards at the point of the catch and was tied for second in receiving average, averaging 17.5 yards per reception:

### NFL RECEIVING LEADERS - 2015 SEASON (at least 50 receptions)

RK.	PLAYER, TEAM	YARDS AT CATCH
1.	<b>Sammy Watkins, BUF</b>	<b>14.7</b>
2.	Allen Robinson, JAX	13.5
3.	Mike Evans, TB	13.0
4.	James Jones, GB	12.5
5.	Michael Floyd, ARI	12.3

### NFL RECEIVING LEADERS - 2015 SEASON (at least 50 receptions)

RK.	PLAYER, TEAM	YARDS PER CATCH
1.	James Jones, GB	17.8
2t.	<b>Sammy Watkins, BUF</b>	<b>17.5</b>
2t.	Allen Robinson, JAX	17.5
4t.	Rob Gronkowski, NE	16.3
4t.	Michael Floyd, ARI	16.3

With his 1,047 yards, Watkins finished 22nd in the NFL for receiving yardage and eclipsed the 1,000 yard mark for the first time in his NFL career.

### DOMINATING AFTER THE BYE

After returning from injury following the Bills bye week in week eight, Watkins was a dominant force. He finished third in the NFL in receiving yards, first in the NFL in yards per catch and tied for fifth in touchdowns among all players with at least 30 receptions:

### NFL RECEIVING LEADERS - 2015 SEASON, WEEK 9-17

RK.	PLAYER, TEAM	REC. YARDS
1.	Antonio Brown, PIT	1,116
2.	Julio Jones, ATL	979
3.	<b>Sammy Watkins, BUF</b>	<b>900</b>
4.	Mike Evans, TB	820
5.	Brandon Marshall, NYJ	816

### NFL RECEIVING LEADERS - 2015 SEASON, WEEK 9-17

RK.	PLAYER, TEAM	REC. AVG.
1.	<b>Sammy Watkins, BUF</b>	<b>18.4</b>
2.	Allen Robinson, JAX	17.7
3.	Desean Jackson, WAS	17.6
4.	Odell Beckham Jr., NYG	17.3
5t.	Michael Floyd, ARI	16.6
5t.	Rob Gronkowski, NE	16.6

### NFL RECEIVING LEADERS - 2015 SEASON, WEEK 9-17

RK.	PLAYER, TEAM	TOUCHDOWNS
1.	Doug Baldwin, SEA	12
2.	Brandon Marshall, NYJ	10
3t.	Jordan Reed, WAS	8
3t.	Allen Robinson, JAX	8

## WATKINS IN HIS FIRST TWO YEARS

Watkins continued living up to his high draft status by following up his stellar rookie season with even better numbers last season.

His 65 receptions and 982 receiving yards as a rookie were both the most ever by a Bill in his rookie season and when combined with his numbers last season, Watkins has set the franchise mark for receiving yards and receptions in his first two seasons:

### BILLS RECEIVING LEADERS - FIRST TWO PRO SEASONS

RK.	PLAYER, YEARS	YARDS	REC
1.	<b>Sammy Watkins, 2014-15</b>	<b>2,029</b>	<b>125</b>
2.	Jerry Butler, 1979-80	1,666	105
3.	Lee Evans, 2004-05	1,586	96
4.	Haven Moses, 1968-69	1,385	81
5.	Andre Reed, 1985-86	1,376	101

Watkins went over 150 yards three times in his first two seasons. Only seven players in NFL history have recorded more than three:

### NFL GAMES OVER 150 YARDS RECEIVING - FIRST TWO SEASONS

RK.	PLAYER, TEAM	GAMES
1t.	Bill Groman, HOU	5
1t.	Randy Moss, MIN	5
1t.	Jerry Rice, SFO	5
4t.	Isaac Bruce, STL	4
4t.	Victor Cruz, NYG	4
4t.	Ben Hawkins, PHI	4
4t.	Mike Evans, TB	4
8t.	<b>Sammy Watkins, BUF</b>	<b>3</b>







## PLAYER NOTES

### NEW ERA AT TIGHT END

TE Charles Clay has seven receptions for 67 yards this season.

Clay put together a solid first season as a Bill in 2015 by totaling 51 catches for 528 yards and three touchdowns in the first 13 games of the season before being sidelined with an injury.

Clay not only compared favorably to tight ends around the league, but he put together one of the best seasons by a tight end in franchise history. His 51 catches for 528 yards are both near the top in franchise history for a single season:

#### BILLS TE RECEIVING - SINGLE SEASON

RK.	PLAYER, YEAR	REC	YARDS	TDS
1.	Pete Metzelaars, 1993	68	609	4
2t.	Scott Chandler, 2013	53	655	2
2t.	Jay Riemersma, 2001	53	590	3
<b>4.</b>	<b>Charles Clay, 2015</b>	<b>51</b>	<b>528</b>	<b>3</b>
5t.	Lonnie Johnson, 1995	49	504	1
5t.	Pete Metzelaars, 1994	49	428	5
5t.	Pete Metzelaars, 1986	49	485	3

His average of 40.6 receiving yards per game is good for fourth in franchise history and his average of 3.9 catches per game is second in franchise history:

#### BILLS TE RECEIVING - SINGLE SEASON

RK.	PLAYER, YEAR	YARDS PER GAME
1.	Paul Costa, 1967	51.9
2.	Reuben Gant, 1977	46.1
3.	Scott Chandler, 2013	40.9
<b>4.</b>	<b>Charles Clay, 2015</b>	<b>40.6</b>
5.	Pete Metzelaars, 1993	38.1

#### BILLS TE RECEIVING - SINGLE SEASON

RK.	PLAYER, YEAR	RECEPTIONS PER GAME
1.	Pete Metzelaars, 1993	4.3
<b>2.</b>	<b>Charles Clay, 2015</b>	<b>3.9</b>
3t.	Scott Chandler, 2013	3.3
3t.	Jay Riemersma, 2001	3.3
5t.	Lonnie Johnson, 1995	3.1
5t.	Pete Metzelaars, 1994	3.1
5t.	Pete Metzelaars, 1986	3.1

### @BUFFALOBILLSPR

Be sure to follow @BUFFALOBILLSPR on Twitter to stay up to date with interesting in-game notes, injury reports, post-game notes and quotes of interest.



### PRESTON LEADING THE WAY

LB Preston Brown has totaled 28 tackles, two tackles for a loss, one QB hit, one forced fumble and one fumble recovery so far this season. His 28 tackles are tied for 5th in the AFC this season:

#### AFC TACKLE LEADERS - 2016 REGULAR SEASON

RK.	PLAYER/TEAM	TACKLES	SOLO	ASST
1.	<b>Zach Brown, BUF</b>	<b>34</b>	<b>22</b>	<b>12</b>
2.	Reshad Jones, MIA	31	19	12
3.	Kiko Alonso, MIA	30	13	17
4.	Benardrick McKinney, HOU	29	10	19
<b>5t.</b>	<b>Preston Brown, BUF</b>	<b>28</b>	<b>16</b>	<b>12</b>
5t.	Paul Posluszny, JAX	28	20	8

His 117 tackles last season ranked him second in the NFL among all second year players, only trailing Telvin Smith of the Jacksonville Jaguars:

#### NFL 2ND YEAR TACKLE LEADERS - 2015 REGULAR SEASON

RK.	PLAYER/TEAM	TACKLES	SOLO	ASST
1.	Telvin Smith, JAX	128	99	29
<b>2.</b>	<b>Preston Brown, BUF</b>	<b>117</b>	<b>63</b>	<b>54</b>
3.	C.J. Mosley, BAL	116	76	40
4.	Deone Bucannon, ARI	109	90	19
5.	Avery Williamson, TEN	102	63	39

### ZACH ATTACK

LB Zach Brown has gotten his first year as a Bill off to a hot start. He currently is tied for the league lead with 34 tackles on the season. Also has one tackle for a loss and one QB hit.

#### NFL TACKLE LEADERS - 2016 REGULAR SEASON

RK.	PLAYER/TEAM	TACKLES	SOLO	ASST
1.	Craig Robertson, NO	35	23	12
<b>2t.</b>	<b>Zach Brown, BUF</b>	<b>34</b>	<b>22</b>	<b>12</b>
2t.	Luke Kuechly, CAR	34	23	11
2t.	Jerrell Freeman, CHI	34	21	13
5t.	Kwon Alexander, TB	31	27	4
5t.	Reshad Jones, MIA	31	19	12

### THE LO-DOWN

LB Lorenzo Alexander has totaled 13 tackles, a team-high 3.0 sacks, one tackle for a loss, three QB hits and two forced fumble on the year. His 3.0 sacks is tied for fifth in the NFL:

#### NFL SACK LEADERS - 2016 REGULAR SEASON

RK.	PLAYER/TEAM	SACKS
1.	Von Miller, DEN	5.0
2t.	Everson Griffen, MIN	4.0
2t.	Kerry Hyder, DET	4.0
4.	Nick Perry, GB	3.5
<b>5t.</b>	<b>Lorenzo Alexander, BUF</b>	<b>3.0</b>

## DARBY STEPS UP

CB Ronald Darby has recorded 13 tackles and one QB hit. He is tied for fourth in the NFL with five passes defended this season. He missed the last game with an injury

### NFL PASSES DEFENSED - 2016 SEASON

RK.	PLAYER/TEAM	PD
1t.	Josh Norman, WAS	7
1t.	David Amerson, OAK	7
1t.	Marcus Peters, KC	7
4t.	<b>Ronald Darby, BUF</b>	<b>5</b>
4t.	<b>Stephon Gilmore, BUF</b>	<b>5</b>
4t.	Four others tied	5

Darby totaled 68 tackles, two interceptions and 21 passes defended in his rookie season. His 21 passes defended were the fifth most in the NFL and were a franchise record for a rookie:

### NFL PASSES DEFENSED - 2015 SEASON

RK.	PLAYER/TEAM	POS	PD
1.	Marcus Peters, KC	CB	26
2.	David Amerson, OAK	CB	25
3.	Davon House, JAX	CB	23
4.	Johnathan Joseph, HOU	CB	22
5.	<b>Ronald Darby, BUF</b>	<b>CB</b>	<b>21</b>

His play in the first four weeks earned him the NFL Defensive Rookie of the Month award for September.

His 21 passes defended were the second most in franchise history:

### BILLS PASSES DEFENSED - SINGLE SEASON

RK.	PLAYER/YEAR	POS	PD
1.	Nate Odomes, 1991	CB	24
2.	<b>Ronald Darby, 2015</b>	<b>CB</b>	<b>21</b>
3t.	Terrence McGee, 2007	CB	19



## HUGHES OFF THE EDGE

DE Jerry Hughes has totaled 13 tackles and a team-high three sacks on the season. Also has four tackles for a loss and six QB hits. He is currently tied for fifth in the NFL with his three sacks.

In 2015, Hughes started all 16 games for the second straight season and had 52 tackles, 5.0 sacks, four passes defended, 12 QB hits, eight tackles for a loss, two fumbles forced and one fumble recovery.

Since the start of the 2013 season, Hughes is fifth amongst all AFC defensive ends in sacks:

### AFC DE SACK LEADERS - SINCE 2013

RK.	PLAYER/TEAM	SACKS
1.	J.J. Watt, HOU	50.0
2.	Mario Williams, MIA	33.5
3.	Muhammad Wilkerson, NYJ	30.0
4.	Carlos Dunlap, CIN	30.0
5.	<b>Jerry Hughes, BUF</b>	<b>28.0</b>

With 20.0 sacks in his first two seasons with the team, Hughes became the fourth Bill to ever record 20+ sacks in his first two years.







## PLAYER NOTES

### GRAHAM THE VETERAN LEADER

Buffalo native CB Corey Graham has nine tackles, one sack, one tackle for a loss, one QB hit, one interception and three passes defended on the season.

Graham recorded a career-high 127 tackles, one sack, eight QB hits, four tackles for a loss, two interceptions, one touchdown and recovered one fumble last season. His 127 tackles was second among all defensive backs in the NFL:

#### NFL DEFENSIVE BACKS - 2015 SEASON

RK.	PLAYER/TEAM	TACKLES	SOLO	ASST
1.	Reshad Jones, MIA	135	106	29
2.	<b>Corey Graham, BUF</b>	<b>127</b>	<b>96</b>	<b>31</b>
3t.	Mark Barron, STL	113	76	37
3t.	Barry Church, DAL	113	75	38
5.	Deone Bucannon, ARI	109	90	19

Graham continued his success from 2014 when he was a consistent contributor no matter where he lined up in the secondary. In 2014, Graham had 77 tackles, two interceptions, a career-high 16 passes defended and one fumble recovery.

### THE LOCKDOWN CORNER

CB Stephon Gilmore has totaled 14 tackles, two interceptions and five passes defended through the first three weeks. His five passes defended are tied for fourth in the NFL and his two interceptions are tied for third:

#### NFL PASSES DEFENSED - 2016 SEASON

RK.	PLAYER/TEAM	PD
1t.	Josh Norman, WAS	7
1t.	David Amerson, OAK	7
1t.	Marcus Peters, KC	7
4t.	<b>Ronald Darby, BUF</b>	<b>5</b>
4t.	<b>Stephon Gilmore, BUF</b>	<b>5</b>
4t.	Four others tied	5

#### NFL INTERCEPTIONS - 2016 SEASON

RK.	PLAYER/TEAM	INT
1.	Marcus Peters, KC	4
2.	Casey Hayward, SD	3
3t.	<b>Stephon Gilmore, BUF</b>	<b>2</b>
3t.	Eight others tied	2

Gilmore appeared in 12 games and totaled 36 tackles, 18 passes defended and three interceptions last season. His 18 passes defended were tied for the seventh most in the NFL.

### 2016 ROSTER FACTS

**OLDEST BILLS PLAYER:** LB Lorenzo Alexander, 33, Born 5/31/1983

**YOUNGEST BILLS PLAYER:** RB Jonathan Williams, 22, Born 2/2/1994

**HEAVIEST BILLS PLAYER:** T Cordy Glenn, 345 lbs.

**LIGHTEST BILLS PLAYER:** DB Nickell Robey-Coleman, 165 lbs.

**TALLEST BILLS PLAYER:** T Seantrel Henderson and T Cyrus Kouandjio, 6-7

**SHORTEST BILLS PLAYER:** DB Nickell Robey-Coleman, 5-8

**COACHES WHO PLAYED IN THE NFL:** 6 – Dennis Thurman (Defensive Coordinator), Anthony Lynn (Offensive Coordinator), Tim McDonald (Defensive Backs), Ed Reed (Assistant Defensive Backs), Eric Smith (Special Teams Assistant), Pat Meyer (Offensive Assistant)

**MOST SEASONS WITH THE BILLS:** DT Kyle Williams, 11th season

**MOST NFL SEASONS:** RB Reggie Bush and DT Kyle Williams, 11th season

**CLOSEST TO HOME:** CB Corey Graham - Buffalo, NY (0 Miles)

**FURTHEST FROM HOME:** FB Jerome Felton – Duren, Germany – 3,846 miles

**STATE PRODUCING THE MOST BILLS:** Florida, 7 - DT Leger Douzable, RB Mike Gillislee, G John Miller, TE Nick O'Leary, CB Nickell Robey-Coleman, LS Garrison Sanborn, WR Sammy Watkins,

**COLLEGE WITH THE MOST BILLS:** Florida State, 4 - DB Ronald Darby, QB EJ Manuel, TE Nick O'Leary, LS Garrison Sanborn

**FORMER 1ST ROUND PICKS:** 8- RB Reggie Bush (2006-Saints), DT Marcell Dareus (2011 - Bills), CB Stephon Gilmore (2012 - Bills), DE Jerry Hughes (2010 - Colts), LB Shaq Lawson (2016 - Bills), QB EJ Manuel (2013 - Bills), WR Sammy Watkins (2014 - Bills), and C Eric Wood (2009 - Bills)

**PRO BOWLERS:** 9 - K Dan Carpenter (2009 w/ Dolphins), DT Marcell Dareus (2013, 2014 w/ Bills), FB Jerome Felton (2012 w/ Vikings), CB Corey Graham (2011 w/ Bears), G Richie Incognito (2012 w/ Dolphins and 2015 w/Bills), RB LeSean McCoy (2011,2013,2014 w/ Eagles and 2015 w/Bills), QB Tyrod Taylor (2015 w/Bills), DT Kyle Williams (2010, 2012, 13, 14 w/Bills) and C Eric Wood (2015 w/Bills)

## CARPENTER PASSES 900 MARK

K Dan Carpenter has hit three of his four field goal attempts this season and eight of his nine PATs.

Carpenter hit 23 of his 27 field goal attempts and was 34 of 40 on PATs last season. Carpenter finished with 103 points on the season and eclipsed the 900-point mark for his career.

Carpenter became the first Bill with three straight 100-point seasons since Rian Lindell in 2004-06.

He's continued the success he had in a record-breaking season in 2014, when he made a franchise record 34 field goals. For the season he went 34 of 38 on field goals and made 31 of his 32 PAT's to record 133 points on the year, the third highest point total in a season in Bills history.

### MOST EFFICIENT IN BILLS HISTORY

Carpenter has converted 88.3 percent of his field goal attempts with the Bills - the best in team history:

### FIELD GOAL PERCENTAGE MARK - BILLS HISTORY

RK.	PLAYER, YEARS	FGM-FGA	FG %
1.	<b>Dan Carpenter, 2013-16</b>	<b>93-105</b>	<b>88.57</b>
2.	Rian Lindell, 2003-12	225-270	83.33
3.	Steve Christie, 1992-2000	234-299	78.26

### RECORD HOLDER

Carpenter holds both of the top spots in franchise history when it comes to field goals made in a season. He hit 33 in 2013 and 34 in 2014:

### FIELD GOALS MADE - BILLS HISTORY SINGLE SEASON

RK.	PLAYER, YEAR	FIELD GOALS MADE
1.	<b>Dan Carpenter, 2014</b>	<b>34</b>
2t.	<b>Dan Carpenter, 2013</b>	<b>33</b>
2t.	Steve Christie, 1998	33
4.	Scott Norwood, 1988	32

### SECOND-MOST FIELD GOALS MADE SINCE 2008

Since entering the NFL in 2008, Carpenter has converted 220-of-259 field goals along with 259-of-268 point after tries in 125 games.

His 218 field goals made are the second-most in the NFL among active kickers since 2008:

### FIELD GOALS MADE - SINCE 2008

RK.	PLAYER, TEAM	FIELD GOALS MADE
1.	Stephen Gostkowski, NE	241
2.	<b>Dan Carpenter, BUF</b>	<b>220</b>
3t.	Sebastian Janikowski, OAK	209
3t.	Mason Crosby, GB	209
5.	Phil Dawson, SF	207

## SCHMIDT PINS THEM DEEP

P Colton Schmidt has punted 15 times this season for an average of 40.6 yards per punt.


Schmidt totaled 82 punts for 3,797 yards and a 46.3 average last season. His net average of 41.3 yards per punt ranks seventh in the NFL and is a franchise record for a single season:

### NFL PUNTING LEADERS - 2015 SEASON

RK.	PLAYER, TEAM	NET AVG
1.	Johnny Hekker, STL	43.7
2.	Sam Koch, BAL	42.9
3.	Chris Jones, DAL	42.5
4.	Sam Martin, DET	42.0
5.	Pat McAfee, IND	41.7
6.	Donnie Jones, PHI	41.6
7.	<b>Colton Schmidt, BUF 41.3</b>	

### BILLS PUNTING LEADERS - FRANCHISE HISTORY


RK.	PLAYER, YEAR	NET AVG
1.	<b>Colton Schmidt, 2015</b>	<b>41.3</b>
2.	Brian Moorman, 2009	40.2
3.	Brian Moorman, 2006	39.2
4.	Brian Moorman, 2008	39.1
5.	Brian Moorman, 2005	39.0







## BUFFALO BILLS COACHING STAFF



**REX RYAN**  
HEAD COACH

**COLLEGE:** Southwestern Oklahoma State

**NFL:** 20th Season

**BILLS:** Second Season

### PRO CAREER:

Ryan was named Buffalo's 18th head coach on January 12, 2015. He enters his second season as Buffalo's head coach and his 20th season in the NFL coaching ranks. Ryan led Buffalo to an 8-8 record in his first season as head coach. Ryan spent 2009-14 as the head coach of the New York Jets, where he led the Jets to the AFC Championship game in 2009 and 2010. Prior to his Jets tenure, Ryan spent 10 seasons with the Baltimore Ravens from 1999-2008. From 2005-08, he was the defensive coordinator for the Ravens. From 1999-2004, Ryan served as the defensive line coach and helped Baltimore win Super Bowl XXXV in 2000. Before arriving in Baltimore, Ryan spent three years as a defensive coordinator in the college ranks. In 1998, he directed the defense at Oklahoma. In 1996 and 1997 he served as the defensive coordinator at the University of Cincinnati. Before coaching at Cincinnati, Ryan coached under his father, Buddy Ryan, for two years with the Arizona Cardinals. In 1995 he coached the linebackers and in 1994 he coached the defensive line. From 1990-93, Ryan served as the defensive coordinator for Morehead State. In 1989, he was the assistant head coach/defensive coordinator for New Mexico Highlands. He got his coaching start in 1987 and 1988 as the defensive ends coach for Eastern Kentucky. Career record: 55-60

### BACKGROUND:

Ryan played football at SW Oklahoma State (1983-86), where he earned his bachelor's degree in physical education. He earned his master's in physical education at Eastern Kentucky in 1988.

### PERSONAL:

Born December 13, 1962, Ardmore, OK. He and his wife, Michelle, have two sons, Payton and Seth.

## OFFENSIVE COACHES



### ANTHONY LYNN

#### OFFENSIVE COORDINATOR

Born December 21, 1968, McKinney, Texas. Running back Texas Tech 1987-1991. Pro running back Denver Broncos 1993, 1997-99, San Francisco 49ers 1995-96. Pro coach: Denver Broncos 2000-02, Jacksonville Jaguars 2003-04, Dallas Cowboys 2005-06, Cleveland Browns 2007-08, New York Jets 2009-14, joined Buffalo in 2015.



### AARON KROMER

#### OFFENSIVE LINE

Born April 30, 1967, Sandusky, Ohio. Tackle Miami (Ohio) 1986-89. No pro playing experience. College coach: Miami (Ohio) 1990-98, Northwestern 1998-2000. Pro coach: Oakland Raiders 2001-04, Tampa Bay Buccaneers 2005-07, New Orleans Saints 2008-12 (interim head coach first six games 2012), Chicago Bears 2013-14, joined Bills in 2015.



### SANJAY LAL

#### WIDE RECEIVERS

Born July 23, 1969, London, England. Wide receiver UCLA 1989, Washington 1990-93. Pro receiver St. Louis Rams 1998, Scottish Claymores (NFL) 1999. College coach: Los Medanos (Calif.) college 2003, St. Mary's College 2004, California 2005-06. Pro coach: Oakland Raiders 2007-11, New York Jets 2012-14, joined the Bills in 2015.



### DAVID LEE

#### QUARTERBACKS

Born July 2, 1953, Cape Girardeau, Mo. Quarterback Vanderbilt 1971-74. No pro playing experience. College coach: Tennessee-Martin 1975-76, Vanderbilt 1977, Mississippi 1978-1982, 2011, New Mexico 1983, Arkansas 1984-88, 2001-02, 2007, Texas-El Paso 1989-1993 (head coach), Rice 1994-2000. Pro coach: Dallas Cowboys 2003-06, Miami Dolphins 2008-2010, Buffalo Bills 2012, New York Jets 2013-14, joined Buffalo in 2015.



### PAT MEYER

#### OFFENSIVE ASSISTANT

Born April 5, 1972, Youngstown, Ohio. Offensive line Colorado State 1991-94. Pro offensive lineman Arizona Cardinals 1995, St. Louis Stampede (Arena Football League) 1996. College coach: Memphis 1997-99, North Carolina State 2000-06, Florida State 2007, Colorado State 2008-2011. Pro coach: Montreal Alouettes (CFL) 2012., Chicago Bears 2013-14, joined Buffalo in 2015.



## BUFFALO BILLS COACHING STAFF

### OFFENSIVE COACHES



#### **CHRIS PALMER**

##### **SENIOR OFFENSIVE ASSISTANT**

Born September 23, 1949, Brewster, NY. Quarterback Southern Connecticut State 1969-71. No pro playing experience. College coach: Connecticut 1972-74, Lehigh 1975, Colgate 1976-82, University of New Haven 1986-87, Boston University 1988-89. Pro Coach: Montreal Concordes 1983, New Jersey Generals 1984-85, Houston Oilers 1990-92, New England Patriots 1993-96, Jacksonville Jaguars 1997-98, Cleveland Browns 1999-2000, Houston Texans 2002-05, Dallas Cowboys 2006, New York Giants 2007-09, Hartford Colonials 2010, Tennessee Titans 2011-12, San Francisco 49ers 2013-14, joined Buffalo in 2015.



#### **TONY SPARANO**

##### **TIGHT ENDS**

Born October 22 1986, Colleyville, Texas. Defensive end Albany 2006-08. No pro playing experience. Pro coach: Hartford Colonials (UFL) 2010, Miami Dolphins 2011, Jets 2011-14, joined the Bills in 2015.




#### **JASON VRABLE**

##### **ASSISTANT QUARTERBACKS**

Born January 23, 1985, South Park, PA. Quarterback Marietta College 2004-06. No pro playing experience. College coach: Marietta 2007, Robert Morris 2008, Syracuse 2009-2010, Charleston 2011-12. Pro coach: Joined Bills in 2013.

### COACHING ASSISTANTS



#### **MIKE GIULIANI**

##### **COACHING ASSISTANT**

Born August 30, 1989, Oceanside, NY. No pro or college playing experience. Pro coach: New York Jets 2013-14, joined the Bills in 2015.



#### **ZAK KROMER**

##### **COACHING ASSISTANT**

Born May 1, 1994, New Orleans, LA. No pro or college playing experience. Pro coach: Joined Bills in 2016.

### DEFENSIVE COACHES



#### **DENNIS THURMAN**

##### **DEFENSIVE COORDINATOR**

Born April 13, 1956, Los Angeles, Calif. Defensive back Southern California 1974-77. Pro defensive back Dallas Cowboys 1978-1985, St. Louis Cardinals 1986. College coach: Southern California 1993-2000. Pro coach: Phoenix Cardinals 1988-89, Ohio Glory (WLAF) 1992, Baltimore Ravens 2002-07, New York Jets 2009-14, joined the Bills in 2015.



#### **BOBBY APRIL III**

##### **LINEBACKERS**

Born August 15, 1981, Tucson, Ariz. Attended Louisiana-Lafayette. No college or pro playing experience. College coach: Tulane 2005-06, Portland State 2007-09, Nicholls State 2010. Pro coach: Philadelphia Eagles 2011-12, New York Jets 2013-14, joined Bills in 2015.



#### **JOHN BLAKE**

##### **DEFENSIVE LINE**

Born March 6, 1961, Rockford Ill. Nose guard Oklahoma 1979-1982. No pro playing experience. College coach: Oklahoma 1985-86, Tulsa 1987-88, Oklahoma 1989-92, 1996-98 (head coach 1996-98), Mississippi State 2003, Nebraska 2004-06, North Carolina 2007-2010. Pro coach: Dallas Cowboys 1993-95, joined Bills in 2016.



#### **D'ANTON LYNN**

##### **DEFENSIVE ASSISTANT**

Born October 24, 1989, Plano, TX. Defensive back Penn State 2008-11. Pro defensive back New York Jets 2012, Hamilton Tiger-Cats 2013. Pro Coach: Joined Bills in 2015.



#### **TIM MCDONALD**

##### **DEFENSIVE BACKS**

Born January 6, 1965, Fresno, Calif. Defensive back Southern California 1983-86. Pro defensive back St. Louis/Phoenix Cardinals 1987-1992, San Francisco 49ers 1993-99. College coach: Fresno State 2012. Pro coach: New York Jets 2013-14, Joined the Bills in 2015.



#### **JASON REBROVICH**

##### **DEFENSIVE LINE**

Born March 15, 1978, Clarence, N.Y. Defensive line Alfred State 1996-97, Cortland 1998-99. No pro playing experience. College coach: Cortland 2001-04, 2008-2010, Ferris State 2005-07, Syracuse 2011-12. Pro coach: Joined the Bills in 2013.





## BUFFALO BILLS COACHING STAFF

### DEFENSIVE COACHES



#### ED REED

##### ASSISTANT DEFENSIVE BACKS

born September 11, 1978, St. Rose, Louisiana. Defensive back Miami 1997-2001. Defensive back Baltimore Ravens 2002-2012, Houston Texans 2013, New York Jets 2013. Pro coach: Joined Bills in 2016.



#### ROB RYAN

##### ASSISTANT HEAD COACH/DEFENSE

Born December 13, 1962, Ardmore, Okla. Defensive end Southwestern Oklahoma State University. No pro playing experience. College coach: Western Kentucky 1987, Ohio State 1988, Tennessee State 1989-93, Hutchinson (Kan.) C.C. 1996, Oklahoma State 1997-99. Pro coach: Arizona Cardinals 1994-95, New England Patriots 2000-03, Oakland Raiders 2004-08, Cleveland Browns 2009-2010, Dallas Cowboys 2011-12, New Orleans Saints 2013-2015, joined Bills in 2016.



#### JEFF WEEKS

##### OUTSIDE LINEBACKERS

Born May 30, 1962, Denver, Colo. Wide receiver Southwest Oklahoma State 1982-84, Northwest Oklahoma State 1985. Pro Wide Receiver Philadelphia Eagles 1986. College coach: Western Kentucky 1987-88, Morehead State 1990-91, Phoenix (Ariz.) C.C. 1996, Oklahoma 1999, Fort Scott (Kan.) C.C. 2001-04, Southeast Oklahoma State 2005, Texas A&M-Kingsville 2006. Pro coach: Oakland Raiders 2008, New York Jets 2009-2014, joined the Bills in 2015.


### SPECIAL TEAMS COACHES



#### DANNY CROSSMAN

##### SPECIAL TEAMS COORDINATOR

Born January 17, 1967, El Paso, Texas. Defensive back Kansas 1985, Pittsburgh 1987-89. Pro defensive back Washington Redskins 1990, Detroit Lions 1991-92. College coach: U.S. Coast Guard Academy 1993, Western Kentucky 1994-96, Central Florida 1997-98, Georgia Tech 1999-2001, Michigan State 2002. Pro coach: Carolina Panthers 2003-09, Detroit Lions 2010-12, joined Bills in 2013.



#### ERIC SMITH

##### SPECIAL TEAMS ASSISTANT

Born March 17, 1983, Columbus, OH. Defensive back Michigan State 2002-05. Pro defensive back New York Jets 2006-12. Pro Coach: New York Jets 2014, joined Buffalo in 2015.

### SPECIAL TEAMS COACHES




#### KATHRYN SMITH

##### QUALITY CONTROL - SPECIAL TEAMS

Born February 8, 1985, DeWitt, N.Y. Attended St. John's. No college or pro playing experience. Pro experience: New York Jets 2003-2014, joined Bills in 2015, Pro coach: Buffalo Bills 2016.


### STRENGTH AND CONDITIONING



#### ERIC CIANO

##### HEAD STRENGTH AND CONDITIONING

Born August 8, 1973, Waltham, Mass. Offensive line Springfield (Mass.) College 1993-97. No pro playing experience. College coach: Tennessee 1997-99, Louisiana Tech 2000-02, Tennessee 2002-04, Georgia Tech 2005-09. Pro coach: Joined Bills in 2010.



#### DAN LIBURD

##### STRENGTH AND CONDITIONING ASSISTANT

Born August 19, 1984, Rockville Centre, NY. Attended Springfield College. No college or pro playing experience. Pro coach: Joined the Bills in 2009.



#### MARK LOECHER

##### STRENGTH AND CONDITIONING ASSISTANT


Born February 21, 1990, Buffalo, NY. Attended Mercyhurst University. No college or pro playing experience. Pro coach: Joined the Bills in 2015.



#### HAL LUTHER

##### ASSISTANT STRENGTH AND CONDITIONING

Born March 24, 1974, Dolgeville, N.Y. Quarterback Springfield (Mass.) College 1992-95. No pro playing experience. College coach: Western Michigan 1996, Wisconsin-LaCrosse 1996-97, North Carolina State 1998-2000, Syracuse 2000-2012. Pro coach: Joined Bills in 2013.



#### JASON OSZVART

##### STRENGTH AND CONDITIONING ASSISTANT

Born December 24, 1988, Robinsville, N.J. Attended East Stroudsburg. No college or pro playing experience. Pro coach: New York Jets 2013-14, joined the Bills in 2015.

# BUFFALO BILLS 2015 SEASON IN REVIEW

## BILLS 2015 RANKINGS

### OFFENSE

Category	Total	AFC Rank	NFL Rank
Total Yards/Game	360.9	5th	13th
Points Per Game	23.7	6th	12th
Passing Yards/Game	208.9	15th	28th
Passing Yards/Attempt	7.2	4th	12th
Interceptions	9	T-3rd	T-5th
Rushing Yards/Game	152.0	1st	1st
Rushing Yards/Play	4.8	1st	1st
Times Sacked	42	11th	22nd
1st Downs/Game	18.6	15th	T-28th
3rd Down Efficiency	38%	11th	21st
4th Down Efficiency	44%	9th	24th
Time of Possession	31:18	2nd	7th
Punt Return Average	7.5	12th	23rd
Kick Return Average	18.8	15th	30th
Net Punt Average	41.3	3rd	7th
Field Goal Percentage	85%	T-7th	T-16th

### DEFENSE

Category	Total	AFC Rank	NFL Rank
Total Yards/Game	356.4	9th	19th
Points Per Game	22.4	8th	15th
Passing Yards/Game	248.3	9th	19th
Passing Yards/Attempt	6.6	8th	14th
Interceptions	17	T-4th	T-6th
Rushing Yards/Game	108.1	11th	16th
Rushing Yards/Play	4.4	14th	25th
Sacks	21.0	16th	31st
1st Downs/Game	20.1	T-10th	T-19th
3rd Down Efficiency	40%	13th	23rd
4th Down Efficiency	23%	1st	2nd
Time of Possession	28:42	2nd	7th
Punt Return Average	8.8	7th	19th
Kick Return Average	17.2	1st	1st
Net Punt Average	39.8	8th	16th
Field Goal Percentage	81%	7th	T-10th

## ADDITIONAL POSTSEASON HONORS

### PRO BOWL

LeSean McCoy

### PRO BOWL ALTERNATES

Richie Incognito

Eric Wood

Tyrod Taylor

### PFWA ALL-ROOKIE TEAM

Ronald Darby

### PRO FOOTBALL FOCUS ALL-PRO TEAM

Richie Incognito - 1st Team

### PRO FOOTBALL FOCUS DEFENSIVE R.O.Y.

Ronald Darby

## BILLS FINISH 8-8 IN 2015

The Bills finished the 2015 season with an 8-8 record, marking the second season in a row that Buffalo had a record of .500 or better.

Buffalo's offense was carried by the rushing game this season as the Bills finished first overall in the league in rushing and rushing average. First year Bills RB LeSean McCoy, RB Karlos Williams and QB Tyrod Taylor all rushed over 500 yards, the first time the franchise has had three 500-yard rushers since 1962. McCoy earned the fourth Pro Bowl selection of his career with his efforts this season. Standout second year receiver Sammy Watkins went over 1,000 yards receiving and added nine touchdowns. Taylor started in 14 games at quarterback and finished the season with a 99.4 passer rating, which is the second highest ever by a Bill.

The Bills defense was led by the standout play of their cornerbacks, Ronald Darby and Stephon Gilmore. Darby finished fifth in the NFL in passes defended and Gilmore tied for seventh. They combined for five interceptions. S Corey Graham led the team in tackles with 122, while DE Mario Williams and DE Jerry Hughes each finished the season with 5.0 sacks.

## BILLS FINISH 8-8 IN 2015

### CATEGORY

### Bills

Record	8-8
Points Scored	379
Points Allowed	359
Touchdowns Scored	45
Touchdowns Allowed	42
Rushing TDs	19
Passing TDs	23
Return TDs	3
Rushing TDs Allowed	10
Passing TDs Allowed	30
Return TDs Allowed	2
Sacked/Yards Lost	42/257
Fumbles/Lost	28/10
Had Intercepted	9
Field Goals Made/Attempted	23/27
Average Yards Per Game	360.9
Opp. Average Yards Per Game	356.4
Average Rushing Yards Per Game	152.0
Opp. Avg. Rushing Yards Per Game	108.1
Average Passing Yards Per Game	208.9
Opp. Avg. Passing Yards Per Game	248.3
Turnover Ratio	+6
Average Time of Possession	31:18
NFL Rank-Total Offense/Run/Pass	13th/1st/28th
NFL Rank-Total Defense/Run/Pass	19th/16th/19th



# **BUFFALO BILLS ROSTERS**



**Alphabetical**

**Numerical**

**Depth Chart**

**Transactions**

**How the Bills Were Built**

**By Experience**

**By Position**



**BUFFALO BILLS 2016 ALPHABETICAL ROSTER**

NO	NAME	POS	HT	WT	DOB	EXP	COLLEGE	HOMETOWN	HOW ACQ.
57	Alexander, Lorenzo	LB	6-1	245	5/31/1983	10	California	Berkeley, Calif.	FA-16
33	Anderson, Colt	S	5-10	195	10/25/1985	7	Montana	Butte, Mont.	FA-16
26	Blanton, Robert	S	6-1	200	9/7/1989	5	Notre Dame	Clackamas, Ore.	FA-16
52	Brown, Preston	LB	6-1	251	10/27/1992	3	Louisville	Cincinnati, Ohio	D3-14
53	Brown, Zach	LB	6-1	248	10/23/1989	5	North Carolina	Columbia, Md.	FA-16
97	Bryant, Corbin	DT	6-4	300	1/4/1988	4	Northwestern	Chicago, Ill.	FA-12
22	Bush, Reggie	RB	6-0	205	3/2/1985	11	Southern California	Spring Valley, Calif.	FA-16
2	Carpenter, Dan	K	6-2	228	11/25/1985	9	Montana	Helena, Mont.	FA-13
85	Clay, Charles	TE	6-3	255	2/13/1989	6	Tulsa	Little Rock, Ark.	FA-15
28	Darby, Ronald	CB	5-11	193	1/2/1994	2	Florida State	Oxon Hill, Md.	D2-15
91	Douzable, Leger	DE	6-4	284	5/31/1986	7	Central Florida	Tampa, Fla.	FA-16
82	Dray, Jim	TE	6-5	255	12/31/1986	7	Stanford	Paramus, N.J.	FA-16
42	Felton, Jerome	FB	6-0	248	7/3/1986	9	Furman	Duren, Germany	FA-16
4	Gay, Jordan	K	6-0	200	3/29/1990	3	Centre	Danville, Ky.	FA-14
35	Gillislee, Mike	RB	5-11	219	11/1/1990	3	Florida	DeLand, Fla.	FA-15
24	Gilmore, Stephon	CB	6-1	190	9/19/1990	5	South Carolina	Rock Hill, S.C.	D1-12
77	Glenn, Cordy	T	6-6	345	9/18/1989	5	Georgia	Riverdale, Ga.	D2-12
88	Goodwin, Marquise	WR	5-9	179	11/19/1990	3	Texas	Garland, Texas	D3-13
20	Graham, Corey	S	6-0	196	7/25/1985	10	New Hampshire	Buffalo, N.Y.	FA-14
72	Groy, Ryan	G	6-5	320	9/30/1990	3	Wisconsin	Middleton, Wis.	FA-15
55	Hughes, Jerry	LB	6-2	254	8/13/1988	7	Texas Christian	Sugar Land, Texas	TR-13 (IND)
50	Humber, Ramon	LB	5-11	232	8/10/1987	8	North Dakota State	Minneapolis, Minn.	FA-16
61	Ikard, Gabe	G	6-4	304	9/26/1990	3	Oklahoma	Nichols Hills, Okla.	FA-16
64	Incognito, Richie	G	6-3	319	7/5/1983	10	Nebraska	Englewood, N.J.	FA-15
7	Jones, Cardale	QB	6-5	250	9/29/1992	R	Ohio State	Cleveland, Ohio	D4-16
71	Kouandjio, Cyrus	T	6-7	322	7/21/1993	3	Alabama	Hyattsville, Md.	D2-14
67	Lewis, Patrick	C	6-1	311	1/30/1991	4	Texas A&M	Reserve, La.	FA-16
3	Manuel, EJ	QB	6-4	237	3/19/1990	4	Florida State	Virginia Beach, Va.	D1-13
25	McCoy, LeSean	RB	5-11	208	7/12/1988	8	Pittsburgh	Harrisburg, Pa.	TR-15 (PHI)
56	McCray, Lerentee	LB	6-3	249	8/26/1990	4	Florida	Ocala, Fla.	TR-16 (GB)
36	Meeks, Jonathan	S	6-0	209	11/8/1989	3	Clemson	Rock Hill, S.C.	D5-13
76	Miller, John	G	6-2	303	8/12/1993	2	Louisville	Miami, Fla.	D3-15
79	Mills, Jordan	T	6-5	316	12/24/1990	4	Louisiana Tech	Thibodaux, La.	FA-15
84	O'Leary, Nick	TE	6-3	252	8/31/1992	1	Florida State	Palm Beach, Fla.	D6b-15
19	Powell, Walter	WR	6-0	189	11/23/1991	2	Murray State	St. Louis, Mo.	FA-15
21	Robey-Coleman, Nickell	CB	5-8	165	1/17/1992	4	Southern California	Frostproof, Fla.	UFA-13
11	Salas, Greg	WR	6-2	210	8/25/1988	5	Hawaii	Chino, Calif.	FA-15
65	Sanborn, Garrison	LS	6-1	240	7/31/1985	8	Florida State	Tampa, Fla.	FA-09
6	Schmidt, Colton	P	5-11	224	10/27/1990	3	California-Davis	Bakersfield, Calif.	FA-14
29	Seymour, Kevon	CB	6-0	185	11/30/1993	R	Southern California	Pasadena, Calif.	D6b-16
51	Spikes, Brandon	LB	6-2	255	9/3/1987	6	Florida	Shelby, N.C.	FA-16
15	Tate, Brandon	WR	6-1	195	10/5/1987	8	North Carolina	Burlington, N.C.	FA-16
5	Taylor, Tyrod	QB	6-1	215	8/3/1989	6	Virginia Tech	Hampton, Va.	FA-15
14	Watkins, Sammy	WR	6-1	211	6/14/1993	3	Clemson	Fort Myers, Fla.	D1-14
92	Washington, Adolphus	DT	6-4	295	11/24/1992	R	Ohio State	Cincinnati, Ohio	D3-16
30	White, Corey	CB	6-1	210	5/9/1990	5	Samford	Dunwoody, Ga.	FA-16
23	Williams, Aaron	S	6-0	199	4/23/1990	6	Texas	Round Rock, Texas	D2-11
27	Williams, Duke	S	5-11	201	10/15/1990	4	Nevada	Reno, Nev.	D4-13
31	Williams, Jonathan	RB	6-0	223	2/2/1994	R	Arkansas	Allen, Texas	D5-16
95	Williams, Kyle	DT	6-1	303	6/10/1983	11	LSU	Ruston, La.	D5a-06
70	Wood, Eric	C	6-4	310	3/18/1986	8	Louisville	Cincinnati, Ohio	D1b-09
10	Woods, Robert	WR	6-0	190	4/10/1992	4	Southern California	Carson, Calif.	D2a-13
94	Worthy, Jerel	DE	6-2	308	4/26/1990	3	Michigan State	Huber Heights, Ohio	FA-15
<b>PRACTICE SQUAD</b>									
49	Albright, Bryson	LB	6-5	225	3/15/1994	R	Miami (OH)	Cincinnati, Ohio	UFA-16
87	Christian, Gerald	TE	6-3	250	8/26/1991	2	Louisville	Palm Beach Gardens, Fla.	FA-16
98	Coleman, Deandre	DT	6-5	341	1/27/1991	1	California	Seattle, Wash.	FA-16
44	Fields, Carlos	LB	6-1	248	10/3/1990	2	Winston-Salem State	Henderson, N.C.	FA-16
17	Hazel, Matt	WR	6-1	201	1/23/1992	2	Coastal Carolina	North Augusta, S.C.	FA-16
13	Lewis, Dezmin	WR	6-4	214	12/5/1992	1	Central Arkansas	Mesquite, Texas	D7-15
41	Parns, Damian	S	6-2	209	10/28/1992	1	Florida Atlantic	Miami, Fla.	FA-16
75	Poehls, William	T	6-8	334	11/27/1991	1	Montana	Chandler, Az.	FA-16
39	Roberson, Marcus	CB	6-0	194	10/4/1992	3	Florida	Lauderdale Lakes, Fla.	FA-16
54	Valles, Max	DE	6-4	250	8/5/1994	1	Virginia	Sicklerville, N.J.	FA-15
<b>RESERVE/SUSPENDED</b>									
99	Dareus, Marcell	DT	6-3	331	3/13/1990	6	Alabama	Huffman, Ala.	D1-11
66	Henderson, Seantrel	T	6-7	331	1/21/1992	3	Miami	St. Paul, Minn.	D7b-14
<b>RESERVE/PHYSICALLY UNABLE TO PERFORM</b>									
81	Easley, Marcus	WR	6-2	217	11/2/1987	5	Connecticut	Stratford, Conn.	D4-10
90	Lawson, Shaq	LB	6-3	270	6/17/1994	R	Clemson	Central, S.C.	D1-16
<b>RESERVE/NON-FOOTBALL INJURY</b>									
18	Listenbee, Kolby	WR	6-1	183	1/25/1994	R	Texas Christian	Arlington, Texas	D6a-16
<b>RESERVE/INJURED</b>									
86	Annen, Blake	TE	6-4	247	5/28/1991	2	Cincinnati	Upper Arlington, Ohio	FA-15
31	Dowling, Jonathan	DB	6-3	190	12/8/1991	2	Western Kentucky	Bradenton, Fla.	FA-15
75	Enemkpali, IK	DE	6-1	261	7/3/1991	3	Louisiana Tech	Pflugerville, Texas	W-15 (NYJ)
89	Gragg, Chris	TE	6-3	244	6/30/1990	4	Arkansas	Warren, Ark.	D7-13
59	Ragland, Reggie	LB	6-2	252	9/23/1993	R	Alabama	Madison, Ala.	D2-16
43	Thomas, Phillip	S	6-0	223	3/1/1989	3	Fresno State	Bakersfield, Calif.	FA-15
38	Wilder Jr, James	RB	6-3	232	4/14/1992	1	Florida State	Tampa, Fla.	FA-16
<b>RESERVE/DID NOT REPORT</b>									
	Archer, Dri	RB	5-8	173	8/9/1991	3	Kent State	Laurel, Fla.	W-15 (NYJ)



BUFFALO BILLS 2016 NUMERICAL ROSTER									
NO	NAME	POS	HT	WT	AGE	EXP	COLLEGE	HOMETOWN	HOW ACQ.
2	Dan Carpenter	K	6-2	228	30	9	Montana	Helena, Mont.	FA-13
3	EJ Manuel	QB	6-4	237	26	4	Florida State	Virginia Beach, Va.	D1-13
4	Jordan Gay	K	6-0	200	26	3	Centre	Danville, Ky.	FA-14
5	Tyrod Taylor	QB	6-1	215	27	6	Virginia Tech	Hampton, Va.	FA-15
6	Colton Schmidt	P	5-11	224	25	3	California-Davis	Bakersfield, Calif.	FA-14
7	Cardale Jones	QB	6-5	250	23	R	Ohio State	Cleveland, Ohio	D4-16
10	Robert Woods	WR	6-0	190	24	4	Southern California	Carson, Calif.	D2a-13
11	Greg Salas	WR	6-2	210	28	5	Hawaii	Chino, Calif.	FA-15
14	Sammy Watkins	WR	6-1	211	23	3	Clemson	Fort Myers, Fla.	D1-14
15	Brandon Tate	WR	6-1	195	28	8	North Carolina	Burlington, N.C.	FA-16
19	Walter Powell	WR	6-0	189	24	2	Murray State	St. Louis, Mo.	FA-15
20	Corey Graham	S	6-0	196	31	10	New Hampshire	Buffalo, N.Y.	FA-14
21	Nickell Robey-Coleman	CB	5-8	165	24	4	Southern California	Frostproof, Fla.	UFA-13
22	Reggie Bush	RB	6-0	205	31	11	Southern California	Spring Valley, Calif.	FA-16
23	Aaron Williams	S	6-0	199	26	6	Texas	Round Rock, Texas	D2-11
24	Stephon Gilmore	CB	6-1	190	26	5	South Carolina	Rock Hill, S.C.	D1-12
25	LeSean McCoy	RB	5-11	208	28	8	Pittsburgh	Harrisburg, Pa.	TR-15 (PHI)
26	Robert Blanton	S	6-1	200	27	5	Notre Dame	Clackamas, Ore.	FA-16
27	Duke Williams	S	5-11	201	25	4	Nevada	Reno, Nev.	D4-13
28	Ronald Darby	CB	5-11	193	22	2	Florida State	Oxon Hill, Md.	D2-15
29	Kevon Seymour	CB	6-0	185	22	R	Southern California	Pasadena, Calif.	D6b-16
30	Corey White	CB	6-1	210	26	5	Samford	Dunwoody, Ga.	FA-16
31	Jonathan Williams	RB	6-0	223	22	R	Arkansas	Allen, Texas	D5-16
33	Colt Anderson	S	5-10	195	30	7	Montana	Butte, Mont.	FA-16
35	Mike Gillislee	RB	5-11	219	25	3	Florida	DeLand, Fla.	FA-15
36	Jonathan Meeks	S	6-0	209	26	4	Clemson	Rock Hill, S.C.	D5-13
42	Jerome Felton	FB	6-0	248	30	9	Furman	Duren, Germany	FA-16
50	Ramon Humber	LB	5-11	232	29	8	North Dakota State	Minneapolis, Minn.	FA-16
51	Brandon Spikes	LB	6-2	255	29	6	Florida	Shelby, N.C.	FA-16
52	Preston Brown	LB	6-1	251	23	3	Louisville	Cincinnati, Ohio	D3-14
53	Zach Brown	LB	6-1	248	26	5	North Carolina	Columbia, Md.	FA-16
55	Jerry Hughes	LB	6-2	254	28	7	Texas Christian	Sugar Land, Texas	TR-13 (IND)
56	Lerentee McCray	LB	6-3	249	26	4	Florida	Ocala, Fla.	TR-16 (GB)
57	Lorenzo Alexander	LB	6-1	245	33	10	California	Berkeley, Calif.	FA-16
61	Gabe Ikard	G	6-4	304	25	3	Oklahoma	Nichols Hills, Okla.	FA-16
64	Richie Incognito	G	6-3	319	33	10	Nebraska	Englewood, N.J.	FA-15
65	Garrison Sanborn	LS	6-1	240	31	8	Florida State	Tampa, Fla.	FA-09
67	Patrick Lewis	C	6-1	311	25	4	Texas A&M	Reserve, La.	FA-16
70	Eric Wood	C	6-4	310	30	8	Louisville	Cincinnati, Ohio	D1b-09
71	Cyrus Kouandjio	T	6-7	322	23	3	Alabama	Hyattsville, Md.	D2-14
72	Ryan Groy	G	6-5	320	25	3	Wisconsin	Middleton, Wis.	FA-15
76	John Miller	G	6-2	303	23	2	Louisville	Miami, Fla.	D3-15
77	Cordy Glenn	T	6-6	345	27	5	Georgia	Riverdale, Ga.	D2-12
79	Jordan Mills	T	6-5	316	25	4	Louisiana Tech	Thibodaux, La.	FA-15
82	Jim Dray	TE	6-5	255	29	7	Stanford	Paramus, N.J.	FA-16
84	Nick O'Leary	TE	6-3	252	24	1	Florida State	Palm Beach, Fla.	D6b-15
85	Charles Clay	TE	6-3	255	27	6	Tulsa	Little Rock, Ark.	FA-15
88	Marquise Goodwin	WR	5-9	179	25	4	Texas	Garland, Texas	D3-13
91	Leger Douzable	DE	6-4	284	30	7	Central Florida	Tampa, Fla.	FA-16
92	Adolphus Washington	DT	6-4	295	22	R	Ohio State	Cincinnati, Ohio	D3-16
94	Jerel Worthy	DE	6-2	308	26	3	Michigan State	Huber Heights, Ohio	FA-15
95	Kyle Williams	DT	6-1	303	33	11	LSU	Ruston, La.	D5a-06
97	Corbin Bryant	DT	6-4	300	28	4	Northwestern	Chicago, Ill.	FA-12
<b>PRACTICE SQUAD</b>									
13	Dezmin Lewis	WR	6-4	214	23	1	Central Arkansas	Mesquite, Texas	D7-15
17	Matt Hazel	WR	6-1	201	24	2	Coastal Carolina	North Augusta, S.C.	FA-16
39	Marcus Roberson	CB	6-0	194	23	3	Florida	Lauderdale Lakes, Fla.	FA-16
41	Damian Parms	S	6-2	209	23	1	Florida Atlantic	Miami, Fla.	FA-16
44	Carlos Fields	LB	6-1	248	25	2	Winston-Salem State	Henderson, N.C.	FA-16
49	Bryson Albright	LB	6-5	225	22	R	Miami (OH)	Cincinnati, Ohio	UFA-16
54	Max Valles	DE	6-4	250	22	1	Virginia	Sicklerville, N.J.	FA-15
75	William Poehls	T	6-8	334	24	1	Montana	Chandler, Az.	FA-16
87	Gerald Christian	TE	6-3	250	25	2	Louisville	Palm Beach Gardens, Fla.	FA-16
98	Deandre Coleman	DT	6-5	341	25	1	California	Seattle, Wash.	FA-16
<b>RESERVE/SUSPENDED</b>									
66	Seantrel Henderson	T	6-7	331	24	3	Miami	St. Paul, Minn.	D7b-14
99	Marcell Dareus	DT	6-3	331	26	6	Alabama	Huffman, Ala.	D1-11
<b>RESERVE/PHYSICALLY UNABLE TO PERFORM</b>									
81	Marcus Easley	WR	6-2	217	28	6	Connecticut	Stratford, Conn.	D4-10
90	Shaq Lawson	LB	6-3	270	22	R	Clemson	Central, S.C.	D1-16
<b>RESERVE/NON-FOOTBALL INJURY</b>									
18	Kolby Listenbee	WR	6-1	183	22	R	Texas Christian	Arlington, Texas	D6a-16
<b>RESERVE/INJURED</b>									
31	Jonathan Dowling	DB	6-3	190	24	2	Western Kentucky	Bradenton, Fla.	FA-15
38	James Wilder Jr.	RB	6-3	232	24	1	Florida State	Tampa, Fla.	FA-16
43	Phillip Thomas	S	6-0	223	27	3	Fresno State	Bakersfield, Calif.	FA-15
59	Reggie Ragland	LB	6-2	252	22	R	Alabama	Madison, Ala.	D2-16
75	IK Enemkpali	DE	6-1	261	25	3	Louisiana Tech	Pflugerville, Texas	W-15 (NYJ)
86	Blake Annen	TE	6-4	247	25	3	Cincinnati	Upper Arlington, Ohio	FA-15
89	Chris Gragg	TE	6-3	244	26	4	Arkansas	Warren, Ark.	D7-13
<b>RESERVE/DID NOT REPORT</b>									
	Dri Archer	RB	5-8	173	25	3	Kent State	Laurel, Fla.	W-16 (NYJ)



# BUFFALO BILLS UNOFFICIAL 2016 DEPTH CHART

## OFFENSE

<b>WR</b>	14 Sammy Watkins	88 Marquise Goodwin	19 Walter Powell	
<b>LT</b>	77 Cordy Glenn	71 Cyrus Kouandjio		
<b>LG</b>	64 Richie Incognito	61 Gabe Ikard		
<b>C</b>	70 Eric Wood	67 Patrick Lewis		
<b>RG</b>	76 John Miller	72 Ryan Groy		
<b>RT</b>	79 Jordan Mills			
<b>TE</b>	85 Charles Clay	82 Jim Dray	84 Nick O'Leary	
<b>QB</b>	5 Tyrod Taylor	3 EJ Manuel	<u>7 Cardale Jones</u>	
<b>FB</b>	42 Jerome Felton			
<b>RB</b>	25 LeSean McCoy	35 Mike Gillislee	22 Reggie Bush	<u>31 Jonathan Williams</u>
<b>WR</b>	10 Robert Woods	11 Greg Salas	15 Brandon Tate	

## DEFENSE

<b>DT</b>	95 Kyle Williams	94 Jerel Worthy		
<b>NT</b>	97 Corbin Bryant			
<b>DE</b>	<u>92 Adolphus Washington</u>	91 Leger Douzable		
<b>OLB</b>	55 Jerry Hughes	56 Lerentee McCray		
<b>WILL</b>	53 Zach Brown	50 Ramon Humber		
<b>MIKE</b>	52 Preston Brown	51 Brandon Spikes		
<b>OLB</b>	57 Lorenzo Alexander			
<b>CB</b>	28 Ronald Darby	21 Nickell Robey-Coleman	30 Corey White	
<b>S</b>	23 Aaron Williams	27 Duke Williams	36 Jonathan Meeks	
<b>S</b>	20 Corey Graham	26 Robert Blanton	33 Colt Anderson	
<b>CB</b>	24 Stephon Gilmore	<u>29 Kevon Seymour</u>		

## SPECIALISTS

<b>K</b>	2 Dan Carpenter			
<b>KO</b>	4 Jordan Gay	2 Dan Carpenter		
<b>P</b>	6 Colton Schmidt			
<b>KOR</b>	15 Brandon Tate	22 Reggie Bush	19 Walter Powell	
<b>PR</b>	15 Brandon Tate	22 Reggie Bush	19 Walter Powell	
<b>LS</b>	65 Garrison Sanborn			
<b>H</b>	6 Colton Schmidt			

ROOKIES UNDERLINED  
INJURED IN ITALICS



## 2016 TRANSACTIONS

January 4 Signed **CB Mario Butler**, **RB Mike Gillislee**, **WR Greg Salas** and **P Colton Schmidt** to contract extensions. Signed **TE Blake Annen**, **DB Jonathan Dowling**, **TE Jacob Maxwell**, **C Ronald Patrick**, **DE Cedric Reed**, **G Cyril Richardson** and **S Phillip Thomas** to reserve/future contract.

January 10 **Rob Ryan** named assistant head coach/defense

January 12 Signed **WR Jarrett Boykin** and **WR Greg Little** to reserve/future contract.

January 13 **Ed Reed** named assistant defensive backs coach

January 20 Signed **RB James Wilder Jr.** to a reserve/future contract. **Kathryn Smith** named quality control-special teams coach.

February 3 Signed **CB Javier Arenas** to a reserve/future contract.

March 1 Designated **T Cordy Glenn** as franchise player. Released **RB Boobie Dixon**, **G Kraig Urbik** and **DE Mario Williams**.

March 4 Released **CB Leodis McKelvin**.

March 7 Tendered offers to Restricted Free Agents **DT Corbin Bryant**, **WR Chris Hogan** and **T Jordan Mills**

March 8 Re-signed **G Richie Incognito**

March 16 Signed **TE Jim Dray**

March 18 Signed **S Robert Blanton**

March 30 Signed **T Jordan Mills**

April 4 Signed **LB Zach Brown**, **WR Leonard Hankerson** and **CB Corey White**

April 5 Signed **CB Sterling Moore**

April 6 **LB AJ Tarpley** announced retirement

April 7 Signed **C Fernando Velasco**

April 11 Signed **LB Lorenzo Alexander** and **S Colt Anderson**

April 15 Released **T Tyson Chandler**

April 18 Signed **DT Corbin Bryant**. Released **DB Cam Thomas**

April 19 Released **LB Tony Stewart**.

April 28 Drafted **DE Shaq Lawson**

April 29 Drafted **LB Reggie Ragland** and **DT Adolphus Washington**. Released **TE Jacob Maxwell** and **LB A.J. Tarpley**

April 30 Drafted **QB Cardale Jones**, **RB Jonathan Williams**, **WR Kolby Listenbee** and **CB Kevon Seymour**.

May 2 Signed **LB Bryson Albright**, **WR Davonte Allen**, **WR Gary Chambers**, **LS Reid Ferguson**, **FB Glenn Gronkowski**, **C Robert Kugler**, **G Jamison Lalk**, **DE Claudell Louis**, **T Marquis Lucas**, **T Keith Lumpkin**, **K Marshall Morgan**, **LB Eric Striker**, **CB Julian Whigham**, **DT Justin Zimmer**. Released **CB Bud Noel**, **C Ronald Patrick** and **LB Jarius Wynn**.

May 10 Claimed **RB Dri Archer**

May 11 Signed **CB Kevon Seymour**.

May 12 Signed **WR Kolby Listenbee**

May 13 Signed **RB Jonathan Williams**

May 17 Signed **DT Adolphus Washington**

May 18 Placed **RB Dri Archer** on the Reserve/Did Not Report List

May 24 Signed **LB Reggie Ragland**

May 31 Signed **LB Jamari Lattimore**

June 6 Signed **DE Shaq Lawson**

June 7 Signed **QB Cardale Jones**

June 9 Signed **RB Dan Herron**. Released **CB Julian Whigham**.

June 14 Signed **DE Leger Douzable** and **T Chris Martin**. Released **DE Claudell Louis** and **T Keith Lumpkin**.

June 17 Signed **T Justin Renfrow**. Designated **S Phillip Thomas** as Waived/Injured.

July 29 Placed **LB Manny Lawson** and **WR Kolby Listenbee** on the Active/Non-Football Injury list. Placed **WR Marcus Easley**, **DE Shaq Lawson**, **WR Sammy Watkins** and **DT Kyle Williams** on the Active/Physically Unable to Perform list. Placed **DT Marcell Dareus**, **DB Jonathan Dowling**, **T Seantrel Henderson** and **RB Karlos Williams** on the Active/Non-Football Illness list.

July 30 Signed **DT Casey Walker**. Waived **DE Cedric Reed**.

August 1 **DB Jonathan Dowling** is moved to the active roster. Signed **RB Reggie Bush** and **WR Kain Colter**. Released **WR Davonte Allen** and **K Marshall Morgan**.

August 7 Signed **LB David Hawthorne**, **LB Brandon Spikes** and **TE Jimmay Mundine**. Released **WR Gary Chambers** and **CB Javier Arenas**. Designated **LB Kevin Reddick** as Waive

August 8 **DT Marcell Dareus**, **WR Sammy Watkins** and **DT Kyle Williams** are moved to the active roster.

August 15 **RB Karlos Williams** is moved to the active roster. Signed **LB Kroy Biermann**, **DT Brandon Deaderick** and **DT Alameda Ta'amu**.  
Waived/Injured **LB IK Enemkpali**. Released **DT T.J. Barnes** and **WR Leonard Hankerson**.

August 16 **LB Manny Lawson** is moved to the active roster.

August 20 Waived **RB Karlos Williams**.

August 22 **T Seantrel Henderson** is moved to the active roster.

August 28 Signed **QB Austin Trainor**.

August 30 Traded for **LB Larentee McCray** from the Green Bay Packers in return for an undisclosed 2018 draft pick. Released **LB David Hawthorne**, **LS Reid Ferguson**, **C Robert Kugler**, **WR Greg Little**, **TE Jimmay Mundine**, **LB Eric Striker**, **DT Alameda Ta'amu**, **QB Austin Trainor**, **DT Justin Zimmer**. Designated **CB Jonathan Dowling**, **TE Chris Gragg** and **T Justin Renfrow** as Waived/Injured. Designated **WR Marcus Easley** and **LB Shaq Lawson** as Reserve/Physically Unable to Perform. Designated **WR Kolby Listenbee** as Reserve/Non-Football Injury. Designated **LB Reggie Ragland** as Reserve/Injured

August 31 Signed **LB Ramon Humber**. Waived **K Jordan Gay**. Claimed **C Patrick Lewis** off waivers from Seattle. Released **G Jamison Lalk**.

September 2 Released **LB Kroy Biermann**, **WR Jarrett Boykin**, **CB Mario Butler**, **WR Kain Colter**, **DL Brandon Deaderick**, **DL Lavar Edwards**, **FB Jerome Felton**, **RB Boom Herron**, **LB Manny Lawson**, **WR Dez Lewis**, **T Chris Martin**, **CB Sterling Moore**, **G Cyril Richardson**, **CB Sammy Seamster**, **LB Max Valles**, **C Fernando Velasco**, **DL Casey Walker** Placed **TE Blake Annen**, **LB Randell Johnson**, **T Marquis Lucas** and **RB James Wilder Jr.** on Injured Reserve.

September 4 Claimed **FB/TE Dan Vitale** off of waivers. Released **LB Jamari Lattimore**. Signed **WR Dezmin Lewis** and **K Jordan Gay** to practice squad.

September 5 Signed **CB Doran Grant**, **WR Matt Hazel**, **G Gabe Ikard** and **LB Max Valles** to the practice squad. Released **FB/TE Dan Vitale** due to failed physical.

September 6 Signed **WR Brandon Tate** to the active roster. **LB Carlos Fields**, **CB Damian Parms** and **CB Marcus Roberson** added to the practice squad.

September 9 Signed **K Jordan Gay** to the active roster. Placed **T Seantrel Henderson** on the Reserve/Suspended list.

September 12 Signed **FB Jerome Felton**. Released **FB Glenn Gronkowski**.

September 13 Signed **T Chris Martin** to the practice squad. Released **CB Doran Grant** from practice squad.

September 15 Promoted **G Gabe Ikard** to the active roster from the practice squad. Released **LB Bryson Albright**.

September 16 Signed **LB Bryson Albright** to the practice squad.

September 19 Signed **T William Poehls** to the practice squad. Released **T Chris Martin** from practice squad.

# HOW THE BILLS WERE BUILT

YEAR	DRAFTEES	VETERAN FREE AGENTS	TRADES	FREE AGENTS
2006	Kyle Williams (5)			
2009	Eric Wood (1)			Garrison Sanborn (UFA)
2011	Marcell Dareus (1) Aaron Williams (2)			
2012	Stephon Gilmore (1) Cordy Glenn (2)	Corbin Bryant (Steelers)		
2013	EJ Manuel (1) Robert Woods (2) Marquise Goodwin (3) Duke Williams (4) Jonathan Meeks (5)	Dan Carpenter (Miami)	Jerry Hughes (Indianapolis)	Nickell Robey-Coleman (UFA)
2014	Sammy Watkins (1) Cyrus Kouandjio (2) Preston Brown (3) Seantrel Henderson (7)	Corey Graham (Baltimore) Colton Schmidt (San Francisco) Jordan Gay (Carolina)		
2015	Ronald Darby (2) John Miller (3) Nick O'Leary (6)	Charles Clay (Miami) Jerome Felton (Minnesota) Mike Gillislee (Arizona) Ryan Groy (Tampa Bay) Richie Incognito (Miami) Jordan Mills (Detroit) Walter Powell (NY Jets) Greg Salas (Detroit) Tyrod Taylor (Baltimore) Jerel Worthy (Green Bay)	LeSean McCoy (from Philadelphia)	
2016	Adolphus Washington (3) Cardale Jones (4) Jonathan Williams (5) Kevon Seymour (6)	Lorenzo Alexander (Oakland) Colt Anderson (Indianapolis) Robert Blanton (Minnesota) Zach Brown (Tennessee) Reggie Bush (Detroit) Leger Douzable (NY Jets) Jim Dray (Cleveland) Ramon Humber (New England) Gabe Ikard (Detroit) Patrick Lewis (Seattle) Brandon Spikes (New England) Brandon Tate (Cincinnati) Corey White (Arizona)	Lerentee McCray (from Green Bay)	

(ufa) indicates undrafted rookie free agent

(team) denotes team last played with



## BY EXPERIENCE

### **11 YEARS (2)**

Reggie Bush  
Kyle Williams

### **10 YEARS (3)**

Lorenzo Alexander  
Corey Graham  
Richie Incognito

### **9 YEARS (2)**

Dan Carpenter  
Jerome Felton

### **8 YEARS (5)**

Ramon Humber  
LeSean McCoy  
Garrison Sanborn  
Brandon Tate  
Eric Wood

### **7 YEARS (4)**

Colt Anderson  
Leger Douzable  
Jim Dray  
Jerry Hughes

### **6 YEARS (5)**

Charles Clay  
Marcell Dareus  
Brandon Spikes  
Tyrod Taylor  
Aaron Williams

### **5 YEARS (6)**

Robert Blanton  
Zach Brown  
Stephon Gilmore  
Cordy Glenn  
Greg Salas  
Corey White

### **4 YEARS (8)**

Corbin Bryant  
Patrick Lewis  
EJ Manuel  
Lerentee McCray  
Jordan Mills  
Nickell Robey-Coleman  
Duke Williams  
Robert Woods

### **3 YEARS (11)**

Preston Brown  
Jordan Gay  
Mike Gillislee  
Marquise Goodwin  
Ryan Groy  
Gabe Ikard  
Cyrus Kouandjio  
Jonathan Meeks  
Colton Schmidt  
Sammy Watkins  
Jerel Worthy

### **2 YEARS (3)**

Ronald Darby  
John Miller  
Walter Powell

### **1 YEAR (1)**

Nick O'Leary

### **ROOKIE (4)**

Cardale Jones  
Kevon Seymour  
Adolphus Washington  
Jonathan Williams



## 2016 BUFFALO BILLS ROSTER BY POSITION

### HEAD COACH REX RYAN



#### Offense: 25

**Coordinator: Anthony Lynn**

**Senior Assistant: Chris Palmer**

#### QUARTERBACKS (3)

**Coach: David Lee**

**Assistant: Jason Vrable**

No	Name	Pos	HT	WT	Exp	College
3	EJ Manuel	QB	6'4	237	4	Florida State
5	Tyrod Taylor	QB	6'1	215	6	Virginia Tech
7	Cardale Jones	QB	6'5	250	R	Ohio State

#### RUNNING BACKS (5)

**Coach: Anthony Lynn**

No	Name	Pos	HT	WT	Exp	College
22	Reggie Bush	RB	6'0	205	11	Southern California
25	LeSean McCoy	RB	5'11	208	8	Pittsburgh
31	Jonathan Williams	RB	6'0	223	R	Arkansas
35	Mike Gillislee	RB	5'11	219	3	Florida
42	Jerome Felton	FB	6'0	248	9	Furman

#### WIDE RECEIVERS (6)

**Coach: Sanjay Lal**

No	Name	Pos	HT	WT	Exp	College
10	Robert Woods	WR	6'0	190	4	Southern California
11	Greg Salas	WR	6'2	210	5	Hawaii
14	Sammy Watkins	WR	6'1	211	3	Clemson
15	Brandon Tate	WR	6'1	195	8	North Carolina
19	Walter Powell	WR	6'0	189	2	Murray State
88	Marquise Goodwin	WR	5'9	179	4	Texas

#### TIGHT ENDS (3)

**Coach: Tony Sparano**

No	Name	Pos	HT	WT	Exp	College
82	Jim Dray	TE	6'5	255	7	Stanford
84	Nick O'Leary	TE	6'3	252	1	Florida State
85	Charles Clay	TE	6'3	255	6	Tulsa

#### OFFENSIVE LINE (8)

**Coach: Aaron Kromer**

**Assistant: Pay Meyer**

No	Name	Pos	HT	WT	Exp	College
61	Gabe Ikard	G	6'4	304	3	Oklahoma
64	Richie Incognito	G	6'3	319	10	Nebraska
67	Patrick Lewis	C	6'1	311	4	Texas A&M
70	Eric Wood	C	6'4	310	8	Louisville
71	Cyrus Kouandjio	T	6'7	332	3	Alabama
72	Ryan Groy	G	6'5	320	3	Wisconsin
76	John Miller	G	6'2	312	2	Louisville
77	Cordy Glenn	T	6'6	345	5	Georgia
79	Jordan Mills	T	6'5	316	4	Louisiana Tech

#### Defense: 23

**Coordinator: Dennis Thurman**

**Assistant HC/Defense: Rob Ryan**

**Assistant: D'Anton Lynn**

**Assistant: Mike Giuliani**

#### DEFENSIVE LINE (5)

**Coach: John Blake**

**Coach: Jason Rebrovich**

No	Name	Pos	HT	WT	Exp	College
91	Leger Douzable	DE	6'4	284	7	Central Florida
92	Adolphus Washington	DT	6'4	295	R	Ohio State
94	Jerel Worthy	DE	6'2	308	3	Michigan State
95	Kyle Williams	DT	6'1	303	11	LSU
97	Corbin Bryant	DT	6'4	300	4	Northwestern

#### LINEBACKERS (7)

**Coach: Bobby April III**

**Coach: Jeff Weeks (Outside)**

No	Name	Pos	HT	WT	Exp	College
50	Ramon Humber	LB	5'11	235	8	North Dakota State
51	Brandon Spikes	LB	6'2	255	6	Florida
52	Preston Brown	LB	6'1	251	3	Louisville
53	Zach Brown	LB	6'1	248	5	North Carolina
55	Jerry Hughes	DE	6'2	254	7	Texas Christian
56	Lerentee McCray	LB	6'3	249	4	Florida
57	Lorenzo Alexander	LB	6'1	245	10	California

#### DEFENSIVE BACKS (11)

**Coach: Tim McDonald**

**Assistant: Ed Reed**

No	Name	Pos	HT	WT	Exp	College
20	Corey Graham	S	6'0	196	10	New Hampshire
21	Nickell Robey-Coleman	CB	5'8	165	4	Southern California
23	Aaron Williams	S	6'0	199	6	Texas
24	Stephon Gilmore	CB	6'1	190	5	South Carolina
26	Robert Blanton	S	6'1	200	5	Notre Dame
27	Duke Williams	S	5'11	201	4	Nevada
28	Ronald Darby	CB	5'11	195	2	Florida State
29	Kevon Seymour	CB	6'0	185	R	Southern California
30	Corey White	CB	6'1	210	5	Samford
33	Colt Anderson	S	5'10	195	7	Montana
36	Jonathan Meeks	S	6'0	209	4	Clemson

#### SPECIAL TEAMS (4)

**Coordinator: Danny Crossman**

**Assistants: Eric Smith, Kathryn Smith**

No	Name	Pos	HT	WT	Exp	College
2	Dan Carpenter	K	6'2	228	9	Montana
4	Jordan Gay	K	6'0	200	3	Centre
6	Colton Schmidt	P	5'11	224	3	California-Davis
65	Garrison Sanborn	LS	6'1	240	8	Florida State

#### COACHING STAFF


Head Coach: Rex Ryan

Assistant Head Coach/Defense: Rob Ryan

Coordinators: Danny Crossman (Special Teams), Anthony Lynn (Offense), Dennis Thurman (Defense)

Assistants: Bobby April III (Linebackers), John Blake (Defensive Line), Eric Ciano (Head Strength and Conditioning), Mike Giuliani (Coaching Assistant), Aaron Kromer (Offensive Line), Zak Kromer (Coaching Assistant), Sanjay Lal (Wide Receivers), David Lee (Quarterbacks), Dan Liburd (Strength and Conditioning Assistant), Mark Loecher (Strength and Conditioning Assistant), Hal Luther (Assistant Strength and Conditioning), D'Anton Lynn (Defensive Assistant), Tim McDonald (Defensive Backs), Pat Meyer (Offensive Assistant), Jason Oszart (Strength and Conditioning Assistant), Chris Palmer (Senior Offensive Assistant), Jason Rebrovich (Defensive Line), Ed Reed (Assistant Defensive Backs), Eric Smith (Special Teams Assistant), Kathryn Smith (Quality Control-Special Teams), Tony Sparano (Tight Ends), Jason Vrable (Assistant Quarterbacks), Jeff Weeks (Outside Linebackers)





# HERD OF STATS

## **REGULAR SEASON GAME #4**

**Buffalo Bills at New England Patriots**

**Sunday, October 2, 2016**

## **2016 HERD OF STATS**

**Game-By-Game Starters**

**Offensive Highs & Lows**

**Defensive Highs & Lows**

**Bills Superlatives**

**Opponent Superlatives**

**Defensive Summaries**

**Defensive Statistics**

**Scoring Drives**

**Game-by-Game Team**

**Game-by-Game Rushing**

**Game-by-Game Passing**

**Game-by-Game Receiving**

**Game-by-Game Punting/Kicking**

**Game-by-Game Punt Returns**

**Game-by-Game Kickoff Returns**

**Game-by-Game Defensive Stats**

**Big Plays**

**Goal-to-Go**

**Inside the 20**

**The Last Time**

**Turnover Analysis**

**ETCs**

**Game Summaries**

**Player Participation**

**NFL Stats**



## 2016 BUFFALO BILLS GAME-BY-GAME STARTERS

OPP	OFFENSE										
	WR	WR	LT	LG	C	RG	RT	TE	TE-WR	RB	QB
at BAL	Watkins	Woods	Glenn	Incognito	Wood	Miller	Mills	Clay	Dray	McCoy	Taylor
vs NYJ	Watkins	Woods	Kouandjio	Incognito	Wood	Miller	Mills	Clay	Salas	McCoy	Taylor
vs ARZ	Goodwin	Woods	Kouandjio	Incognito	Wood	Miller	Mills	Clay	O'Leary	McCoy	Taylor

OPP	DEFENSE										
	DT	NT	DE	OLB	WILL	MIKE	OLB	CB	S	S	CB
at BAL	K. Williams	Bryant	Washington	Hughes	Z. Brown	P. Brown	Alexander	Darby	D. Williams	Graham	Gilmore
vs NYJ	K. Williams	Bryant	Washington	Hughes	Z. Brown	P. Brown	Alexander	Darby	D. Williams	Graham	Gilmore
vs ARZ	K. Williams	Bryant	Washington	Hughes	Z. Brown	P. Brown	Alexander	C. White	A. Williams	Graham	Gilmore

# 2016 OFFENSIVE HIGHS & LOWS

BEST		WORST
33 vs ARZ 9/25	POINTS	7 at BAL 9/11
16 vs NYJ 9/15, vs ARZ 9/25	FIRST DOWNS	11 at BAL 9/11
11 vs ARZ 9/25	RUSHING FIRST DOWNS	5 at BAL 9/11
9 vs NYJ 9/15	PASSING FIRST DOWNS	5 at BAL 9/11, vs ARZ 9/25
31% vs ARZ 9/25	THIRD DOWN EFFICIENCY	23% at BAL 9/11
393 vs NYJ 9/15	TOTAL NET YARDS	160 at BAL 9/11
7.9 vs NYJ 9/15	AVERAGE PER PLAY	3.3 at BAL 9/11
208 vs ARZ 9/25	NET YARDS RUSHING	65 at BAL 9/11
307 vs NYJ 9/15	NET YARDS PASSING	88 vs ARZ 9/25
0 vs NYJ 9/15	QB SACKS	4 vs ARZ 9/25
307 vs NYJ 9/15	GROSS YARDS PASSING	111 at BAL 9/11
31 vs NYJ 9/15	PASS ATTEMPTS	22 at BAL 9/11
19 vs NYJ 9/15	PASS COMPLETIONS	14 vs ARZ 9/25
0 at BAL 9/11	INTERCEPTED	1 vs NYJ 9/15, vs ARZ 9/25
9.9 vs NYJ 9/15	YARDS PER PASS	4.0 at BAL 9/11
44.7 at BAL 9/11	PUNTING AVERAGE	35.6 vs ARZ 9/25
2 vs ARZ 9/25	PUNT RETURNS	1 at BAL 9/11, vs NYJ 9/15
39 vs ARZ 9/25	PUNT RETURN YARDS	8 vs NYJ 9/15
5 vs NYJ 9/15	KICKOFF RETURNS	1 at BAL 9/11
125 vs NYJ 9/15	KICKOFF RETURN YARDS	13 at BAL 9/11
4 vs NYJ 9/15, vs ARZ 9/25	TOUCHDOWNS	1 at BAL 9/11
3 vs ARZ 9/25	RUSHING TOUCHDOWNS	0 vs NYJ 9/15
3 vs NYJ 9/15	PASSING TOUCHDOWNS	0 at BAL 9/11, vs ARZ 9/25
27:07 at BAL 9/11	TIME OF POSSESSION	20:48 vs NYJ 9/15



# 2016 DEFENSIVE HIGHS & LOWS

BEST		WORST
13 at BAL 9/11	POINTS	37 vs NYJ 9/15
18 at BAL 9/11	FIRST DOWNS	28 vs NYJ 9/15
4 at BAL 9/11	RUSHING FIRST DOWNS	7 vs NYJ 9/15
11 at BAL 9/11	PASSING FIRST DOWNS	18 vs NYJ 9/15
33% vs ARZ 9/25	THIRD DOWN EFFICIENCY	62% vs NYJ 9/15
308 at BAL 9/11	TOTAL NET YARDS	493 vs NYJ 9/15
4.5 vs ARZ 9/25	AVERAGE PER PLAY	6.9 vs NYJ 9/15
83 at BAL 9/11	NET YARDS RUSHING	123 vs NYJ 9/15
225 at BAL 9/11	NET YARDS PASSING	370 vs NYJ 9/15
5.0 vs ARZ 9/25	QB SACKS	1.0 vs NYJ 9/15
258 at BAL 9/11	GROSS YARDS PASSING	374 vs NYJ 9/15
33 at BAL 9/11	PASS ATTEMPTS	50 vs ARZ 9/25
22 at BAL 9/11	PASS COMPLETIONS	26 vs ARZ 9/25
2, vs ARZ 9/25	INTERCEPTED	0, at BAL 9/11, vs NYJ 9/15
5.74 vs ARZ 9/25	YARDS PER PASS	10.6 vs NYJ 9/15
35.3 vs ARZ 9/25	PUNTING AVERAGE	42.7 at BAL 9/11
0 vs NYJ 9/15	PUNT RETURNS	2 at BAL 9/11
0 vs NYJ 9/15	PUNT RETURN YARDS	1 at BAL 9/11
2 at BAL 9/11	KICKOFF RETURNS	3 vs NYJ 9/15, vs ARZ 9/25
37 at BAL 9/11	KICKOFF RETURN YARDS	86 vs ARZ 9/25
1 at BAL 9/11	TOUCHDOWNS	4 vs NYJ 9/15
0 at BAL 9/11	RUSHING TOUCHDOWNS	3 vs NYJ 9/15
0 vs ARZ 9/25	PASSING TOUCHDOWNS	1 at BAL 9/11, vs NYJ 9/15
32:53 at BAL 9/11	TIME OF POSSESSION	39:12 vs NYJ 9/15

# 2016 BILLS SUPERLATIVES

## RUSHING

Yards .....	110	L. McCoy vs ARZ 9/25
Average (min. 10 carries) .....	6.5	L. McCoy vs ARZ 9/25
Long.....	249	T. Taylor vs ARZ 9/25
Touchdowns.....	2	L. McCoy vs ARZ 9/25

## PASSING

Attempts.....	30	T. Taylor vs NYJ 9/15
Completions .....	18	T. Taylor vs NYJ 9/15
Percentage (min. 20 attempts).....	68.2%	T. Taylor at BAL 9/11
Yards .....	297	T. Taylor vs NYJ 9/15
Long.....	84	T. Taylor vs NYJ 9/15
Touchdowns.....	3	T. Taylor vs NYJ 9/15

## RECEIVING

Receptions .....	6	R. Woods vs vs ARZ 9/25
Yards .....	112	M. Goodwin vs NYJ 9/15
Average (min. 3 rec.).....	22.3	G. Salas vs NYJ 9/15
Long.....	84	M. Goodwin vs NYJ 9/15
Touchdowns.....	1	M. Goodwin, G. Salas, M. Gillislee vs NYJ 9/15

## SPECIAL TEAMS

Punts .....	7	C. Schmidt at BAL 9/11
In 20.....	3	C. Schmidt at BAL 9/11
Longest Punt.....	50	C. Schmidt at BAL 9/11
Punt Return Attempts .....	2	B. Tate vs ARZ 9/25
Punt Return Yards.....	39	B. Tate vs ARZ 9/25
Punt Return Average (min. 3 ret.) ....	N/A	N/A
Long Punt Return .....	21	B. Tate at BAL 9/11
Kickoff Return Attempts.....	5	B. Tate vs NYJ 9/15
Kickoff Return Yards .....	125	B. Tate vs NYJ 9/15
Kickoff Return Average (min 3. Ret.) ....	25.0	B. Tate vs NYJ 9/15
Long Kickoff Return.....	45	B. Tate vs NYJ 9/15
PATs Made .....	4	D. Carpenter vs NYJ 9/15
PATs Attempted .....	4	D. Carpenter vs NYJ 9/15, vs ARZ 9/25
Field Goals Made .....	2	D. Carpenter vs ARZ 9/25
Field Goals Attempted.....	2	D. Carpenter vs ARZ 9/25
Longest Field Goal .....	45	D. Carpenter D. Carpenter vs ARZ 9/25

## DEFENSE

Most Total Tackles.....	16	P. Brown vs NYJ 9/15
Most Solo Tackles .....	10	Z. Brown vs ARZ 9/25
Most Sacks .....	2.0	J. Hughes at BAL 9/11
Most Interceptions .....	2	S. Gilmore vs ARZ 9/25



# 2016 OPPONENT SUPERLATIVES

## RUSHING

Yards .....	100
Average (min. 10 carries) .....	4.4
Long.....	22
Touchdowns.....	3

M. Forte vs NYJ 9/15
D. Johnson vs ARZ 9/25
D. Johnson vs ARZ 9/25
M. Forte vs NYJ 9/15

## PASSING

Attempts.....	50
Completions .....	26
Percentage (min. 20 attempts).....	70.6%
Yards .....	374
Long.....	66
Touchdowns.....	1

C. Palmer vs ARZ 9/25
C. Palmer vs ARZ 9/25
R. Fitzpatrick vs NYJ 9/15
R. Fitzpatrick vs NYJ 9/15
J. Flacco at BAL 9/11
J. Flacco at BAL 9/11, R. Fitzpatrick vs NYJ 9/15

## RECEIVING

Receptions .....	7
Yards .....	126
Average (min. 3 rec.).....	30.3
Long.....	66
Touchdowns.....	1

L. Fitzgerald vs ARZ 9/25
E. Decker vs NYJ 9/15
M. Wallace at BAL 9/11
M. Wallace at BAL 9/11
M. Wallace at BAL 9/11, E. Decker vs NYJ 9/15

## SPECIAL TEAMS

Punts .....	4
In 20.....	1
Longest Punt.....	56
Punt Return Attempts .....	2
Punt Return Yards.....	1
Punt Return Average (min. 3 ret.) ....	N/A
Long Punt Return .....	12
Kickoff Return Attempts.....	3
Kickoff Return Yards .....	51
Kickoff Return Average (min 3. Ret.) ....	13.0
Long Kickoff Return.....	51
PATs Made .....	4
PATs Attempted .....	4
Field Goals Made .....	3
Field Goals Attempted.....	3
Longest Field Goal .....	60

D. Butler vs ARZ 9/25
L. Edwards vs NYJ 9/15
S. Koch at BAL 9/11
D. Hester at BAL 9/11
D. Hester at BAL 9/11
N/A
Jo. Brown vs ARZ 9/25
J. Marshall vs NYJ 9/15
Jo. Brown vs ARZ 9/25
J. Marshall vs NYJ 9/15
Jo. Brown vs ARZ 9/25
N. Folk vs NYJ 9/15
N. Folk vs NYJ 9/15
N. Folk vs NYJ 9/15
N. Folk vs NYJ 9/15
C. Catanzaro vs ARZ 9/25

## DEFENSE

Most Total Tackles.....	11
Most Solo Tackles .....	11
Most Sacks .....	1
Most Interceptions.....	1

S. Wright at BAL 9/11
S. Wright at BAL 9/11
Six tied
M. Williams vs NYJ 9/15, P. Peterson vs ARZ 9/25

**Buffalo Bills 2016 Defensive and Special Teams Statistics (Per Gamebook Stats)**

DEFENSIVE TACKLES				
PLAYER	Solo	Assist	TFL	TOTAL
Z. Brown	22	12	1	34
P. Brown	16	12	2	28
L. Alexander	9	6	1	18
S. Gilmore	11	3	0	14
J. Hughes	10	3	4	13
K. Williams	8	5	1	13
R. Darby	12	1	0	13
C. Graham	10	1	1	11
C. White	8	1	0	9
A. Williams	6	3	1	9
L. Douzable	3	4	1	7
N. Robey-Coleman	6	0	0	6
C. Bryant	5	1	0	6
A. Washington	2	4	0	6
J. Meeks	4	1	0	5
D. Williams	4	0	0	4
L. McCray	2	2	0	4
J. Worthy	0	4	0	4
R. Blanton	4	0	0	4
K. Seymour	3	0	0	3
R. Humber	2	0	0	2
S. Watkins	1	0	0	1
B. Spikes	0	1	0	1
<b>TOTAL</b>	<b>148</b>	<b>64</b>	<b>12</b>	<b>215</b>

DEFENSIVE TOUCHDOWNS	
N. Robey-Coleman	1
A. Williams	1
<b>TOTAL</b>	<b>2</b>

SAFETY	
<b>TOTAL</b>	<b>0</b>

INTERCEPTIONS	
S. Gilmore	2
C. Graham	1
C. White	1
<b>TOTAL</b>	<b>4</b>

DEFENSIVE FUMBLE RECOVERIES	
P. Brown	1
N. Robey-Coleman	1
A. Williams	1
<b>TOTAL</b>	<b>3</b>

DEFENSIVE FORCED FUMBLES	
L. Alexander	2
P. Brown	1
<b>TOTAL</b>	<b>3</b>

SPECIAL TEAMS TACKLES			
PLAYER	Solo	Assist	TOTAL
R. Humber	3	0	3
J. Meeks	3	0	3
C. Graham	2	0	2
L. McCray	1	0	1
R. Blanton	1	0	1
P. Brown	1	0	1
K. Seymour	1	0	1
N. Robey-Coleman	1	0	1
L. Alexander	0	2	0
<b>TOTAL</b>	<b>13</b>	<b>0</b>	<b>13</b>

PASSES DEFENSED	
R. Darby	5
S. Gilmore	5
C. Graham	3
A. Williams	2
C. White	1
J. Hughes	1
<b>TOTAL</b>	<b>17</b>

QUARTERBACK SACKS	
J. Hughes	3.0
L. Alexander	3.0
L. Douzable	1.5
C. Graham	1.0
K. Williams	1.0
L. McCray	0.5
<b>TOTAL</b>	<b>10.0</b>



# 2016 SCORING DRIVES

## 9/11 at BAL

Drive	Time/Quarter	Result
12-75, 7:09	3:02/2	L. McCoy 1 yd. run (D.Carpenter kick)

## 9/15 vs NYJ

Drive	Time/Quarter	Result
3-82, 1:25	5:16/1	M.Goodwin 84 yd. pass from T.Taylor (D.Carpenter kick)
13-54, 3:48	0:05/2	D.Carpenter 39 yd. Field Goal
3-75, 0:51	14:09/3	G.Salas 71 yd. pass from T.Taylor (D.Carpenter kick)
10-75, 2:45	1:17/4	M.Gillislee 18 yd. pass from T.Taylor (D.Carpenter kick)

## 9/25 vs ARZ

Drive	Time/Quarter	Result
7-77, 3:51	3:29/1	D.Carpenter 19 yd. Field Goal
5-53, 1:30	0:55/1	L.McCoy 24 yd. run (D.Carpenter kick)
6-52, 2:51	10:25/2	L.McCoy 5 yd. run (D.Carpenter kick)
6-47, 2:49	10:31/3	T.Taylor 20 yd. run (kick failed, wr)
4-3, 1:42	4:48/4	D.Carpenter 45 yd. Field Goal

2016 GAME-BY-GAME TEAM OFFENSE

		1ST DOWNS				3rd DOWNS			TOTAL OFFENSE			RUSHING			PASSING								----TDs----				PAT		PAT		PAT		PUNTING			
Date	Game	TOT	R	P	Pn	Att	Cnv	PCT	Yds	Ply	Avg	Yds	Ply	Avg	Net	Sk	Lst	Grs	Att	Com	In	PTS	R	P	S/D	KICK	RUSH	PASS	FG	Saf	No -	Yds	Avg			
S 11	@ BAL	11	5	5	1	13	3	23.1%	160	48	3.3	65	24	2.7	95	2	16	111	22	15	0	7	1	0	0	1	0	0	0	0	1	0	7	313	44.7	
S 15	v NYJ	16	6	9	1	10	3	30.0%	393	50	7.9	86	19	4.5	307	0	0	307	31	19	1	31	0	3	1	4	0	0	0	1	1	0	3	118	39.3	
S 25	v ARI	16	11	5	0	13	4	30.8%	296	61	4.9	208	32	6.5	88	4	31	119	25	14	1	33	3	0	1	3	0	0	0	2	2	0	5	178	35.6	
O 2	@ NE																																			
O 9	@ LA																																			
O 16	v SF																																			
O 23	@ MIA																																			
O 30	v NE																																			
N 7	@ SEA																																			
N 20	@ CIN																																			
N 27	v JAX																																			
D 4	@ OAK																																			
D 11	v PIT																																			
D 18	v CLE																																			
D 24	v MIA																																			
J 1	@ NYJ																																			
2016 TOTALS		43	22	19	2	36	10	27.8%	849	159	5.3	359	75	4.8	490	6	47	537	78	48	2	71	4	3	2	8	0	0	0	0	3	4	0	15	609	40.6
AVG. PER GAME		14.3	7.3	6.3	0.7				283.0	53.0		119.7	25.0		163.3	2.0	15.7	179.0	26.0	16.0	0.7	23.7										5.0	203.0			

Date	Game	PUNT RET.		KO RET.		FUM		PEN		Poss. Time
		No -	Yds	No -	Yds	No -	Lst	No -	Yds	
S 11	@ BAL	1	21	1	13	0	0	8	89	27:07
S 15	v NYJ	1	8	5	125	1	0	6	59	20:48
S 25	v ARI	2	39	3	38	3	0	9	75	26:00
O 2	@ NE									
O 9	@ LA									
O 16	v SF									
O 23	@ MIA									
O 30	v NE									
N 7	@ SEA									
N 20	@ CIN									
N 27	v JAX									
D 4	@ OAK									
D 11	v PIT									
D 18	v CLE									
D 24	v MIA									
J 1	@ NYJ									
2016 TOTALS		4	68	9	176	4	0	23	223	
AVG. PER GAME			22.7		58.7			7.7	74.3	24:38



2016 GAME-BY-GAME TEAM DEFENSE

		1ST DOWNS				3rd DOWNS			TOTAL DEFENSE			RUSHING			PASSING								----TDs----				PAT		PAT		PAT		PUNTING													
Date	Game	TOT	R	P	Pn	Att	Cnv	PCT	Yds	Ply	Avg	Yds	Ply	Avg	Net	Sk	Lst	Gr	Att	Com	In	PTS	R	P	S/D	KICK	RUSH	PASS	FG	Saf	No	Yds	Avg													
S 11	@ BAL	18	4	11	3	15	6	40.0%	308	65	4.7	83	28	3.0	225	4	-	33	258	33	22	0	13	0	1	0	1	0	-	0	2	-	2	0	3	-	128	42.7								
S 15	v NYJ	28	7	18	3	13	8	61.5%	493	71	6.9	123	36	3.4	370	1	-	4	374	34	24	0	37	3	1	0	4	-	4	0	-	0	0	-	0	3	-	3	0	2	-	82	41.0			
S 25	v ARI	25	5	17	3	15	5	33.3%	348	77	4.5	88	22	4.0	260	5	-	27	287	50	26	4	18	2	0	0	1	-	1	0	-	0	0	-	1	1	-	1	1	6	-	212	35.3			
O 2	@ NE																																													
O 9	@ LA																																													
O 16	v SF																																													
O 23	@ MIA																																													
O 30	v NE																																													
N 7	@ SEA																																													
N 20	@ CIN																																													
N 27	v JAX																																													
D 4	@ OAK																																													
D 11	v PIT																																													
D 18	v CLE																																													
D 24	v MIA																																													
J 1	@ NYJ																																													
2016 TOTALS		71	16	46	9	43	19	44.2%	1149	213	5.4	294	86	3.4	855	10	-	64	919	117	72	4	68	5	2	0	6	-	6	0	-	0	0	-	1	6	-	6	1	11	-	422	38.4			
AVG. PER GAME		23.7	5.3	15.3	3.0				383.0	71.0		98.0	28.7		285.0	3.3		21.3	306.3	39.0	24.0	1.3	22.7																						3.7	140.7

		PUNT RET.		KO RET.		FUM		PEN		Poss.	
Date	Game	No	Yds	No	Yds	No	Lst	No	Yds	Time	
S 11	@ BAL	2	-	1		1	-	1		32:53	
S 15	v NYJ	0	-	0		4	-	54		39:12	
S 25	v ARI	1	-	12		3	-	86		34:00	
O 2	@ NE										
O 9	@ LA										
O 16	v SF										
O 23	@ MIA										
O 30	v NE										
N 7	@ SEA										
N 20	@ CIN										
N 27	v JAX										
D 4	@ OAK										
D 11	v PIT										
D 18	v CLE										
D 24	v MIA										
J 1	@ NYJ										
2016 TOTALS		3	-	13		9	-	177			
AVG. PER GAME			4.3		59.0				7.0	45.0	35:22

# 2016 GAME-BY-GAME RUSHING

Shaded rows indicates games started

		25 LeSEAN McCOY						5 TYROD TAYLOR						35 MIKE GILLISLEE						3 EJ MANUEL					
Date	Game	Att	Yds	Avg	LG	TD		Att	Yds	Avg	LG	TD		Att	Yds	Avg	LG	TD		Att	Yds	Avg	LG	TD	
S 11	@ BAL	16	58	3.6	16	1		5	11	2.2	6	0								---	DID NOT PLAY	---			
S 15	v NYJ	15	59	3.9	24	0		2	25	12.5	15	0								2	2	1.0	2	0	
S 25	v ARI	17	110	6.5	24	1		9	76	8.4	49	1		3	20	6.7	8	0		---	DID NOT PLAY	---			
O 2	@ NE																								
O 9	@ LA																								
O 16	v SF																								
O 23	@ MIA																								
O 30	v NE																								
N 7	@ SEA																								
N 20	@ CIN																								
N 27	v JAX																								
D 4	@ OAK																								
D 11	v PIT																								
D 18	v CLE																								
D 24	v MIA																								
J 1	@ NYJ																								
2016 TOTALS		48	227	4.7	24	3		16	112	7.0	49	1		3	20	6.7	8	0		2	2	1.0	2	0	
NFL CAREER		1712	7914	4.6	66	50		147	816	5.6	49	6		56	308	5.5	60	3		88	304	3.5	19	4	
w/BUFFALO		251	1122	4.5	48	6		120	680	5.7	49	5		50	287	5.7	60	3		88	304	3.5	19	4	

		31 JONATHAN WILLIAMS						22 REGGIE BUSH					
Date	Game	Att	Yds	Avg	LG	TD		Att	Yds	Avg	LG	TD	
S 11	@ BAL							3	-4	-1.3	5	0	
S 15	v NYJ												
S 25	v ARI	3	2	0.7	1	0							
O 2	@ NE												
O 9	@ LA												
O 16	v SF												
O 23	@ MIA												
O 30	v NE												
N 7	@ SEA												
N 20	@ CIN												
N 27	v JAX												
D 4	@ OAK												
D 11	v PIT												
D 18	v CLE												
D 24	v MIA												
J 1	@ NYJ												
2016 TOTALS		3	2	0.7	1	0		3	-4	-1.3	5	0	
NFL CAREER		3	2	0.7	1	0		1277	5489	4.3	76	35	
w/BUFFALO		3	2	0.7	1	0		3	-4	-1.3	5	0	



# 2016 GAME-BY-GAME PASSING

Date	Game
S 11	@ BAL
S 15	v NYJ
S 25	v ARI
O 2	@ NE
O 9	@ LA
O 16	v SF
O 23	@ MIA
O 30	v NE
N 7	@ SEA
N 20	@ CIN
N 27	v JAX
D 4	@ OAK
D 11	v PIT
D 18	v CLE
D 24	v MIA
J 1	@ NYJ
2016 TOTALS	

NFL CAREER
w/BUFFALO

5 TYROD TAYLOR											
GP	GS	Att	Com	Pct.	Yds	LG	TD	INT	Sck	/ Yds	Rate
❖	❖	22	15	68.2	111	33	0	0	2	- 16	79.9
❖	❖	30	18	60.0	297	84 t	3	1	0	- 0	112.8
❖	❖	25	14	56.0	119	28	0	1	4	- 31	51.9
3	3	77	47	61.0	527	84 t	3	2	6	- 47	83.6

31	17	492	308	62.6	3761	84 t	23	10	47	- 292	93.2
17	17	457	289	63.2	3562	84 t	23	8	42	- 259	96.7

Date	Game
S 11	@ BAL
S 15	v NYJ
S 25	v ARI
O 2	@ NE
O 9	@ LA
O 16	v SF
O 23	@ MIA
O 30	v NE
N 7	@ SEA
N 20	@ CIN
N 27	v JAX
D 4	@ OAK
D 11	v PIT
D 18	v CLE
D 24	v MIA
J 1	@ NYJ
2016 TOTALS	

NFL CAREER
w/BUFFALO

3 EJ MANUEL											
GP	GS	Att	Com	Pct.	Yds	LG	TD	INT	Sck	/ Yds	Rate
❖		1	1	100.0	10	10	0	0	0	- 0	108.3
1	0	1	1	100.0	10	10	0	0	0	- 0	108.3

23	16	522	309	59.2	3381	80 t	19	15	40	- 248	78.6
23	16	522	309	59.2	3381	80 t	19	15	40	- 248	78.6

Date	Game
S 11	@ BAL
S 15	v NYJ
S 25	v ARI
O 2	@ NE
O 9	@ LA
O 16	v SF
O 23	@ MIA
O 30	v NE
N 7	@ SEA
N 20	@ CIN
N 27	v JAX
D 4	@ OAK
D 11	v PIT
D 18	v CLE
D 24	v MIA
J 1	@ NYJ
2016 TOTALS	

NFL CAREER
w/BUFFALO

7 CARDALE JONES											
GP	GS	Att	Com	Pct.	Yds	LG	TD	INT	Sck	/ Yds	Rate
0	0	0	0	---	0	0	0	0	0	- 0	---

29	5	177	96	54.2	1042	42	5	10	17	- 99	57.7
0	0	0	0	---	0	0	0	0	0	- 0	---

## 2015 GAME-BY-GAME PASSING (cont.)

OPPONENTS											
Passer	Att	Comp	Pct.	Yds	LG	TD	INT	Sck	/	Yds	Rate
Flacco	33	22	66.7	258	66	1	0	4	-	33	100.3
Fitzpatrick	34	24	70.6	374	37	1	0	1	-	4	116.5
Palmer	50	26	52.0	287	25	0	4	5	-	27	36.0
	117	72	61.5	919	66	2	4	10	-	64	77.5



# 2016 GAME-BY-GAME RECEIVING

Shaded rows indicates games started

		10 ROBERT WOODS					25 LeSEAN McCOY					85 CHARLES CLAY					14 SAMMY WATKINS				
Date	Game	Rec	Yds	Avg	LG	TD	Rec	Yds	Avg	LG	TD	Rec	Yds	Avg	LG	TD	Rec	Yds	Avg	LG	TD
S 11	@ BAL	4	20	5.0	9	0	4	12	3.0	5	0	2	40	20.0	33	0	4	43	10.8	19	0
S 15	v NYJ	1	10	10.0	10	0	4	31	7.8	10	0	5	27	5.4	11	0	2	20	10.0	11	0
S 25	v ARI	6	51	8.5	24	0	3	6	2.0	3	0	---					--- INACTIVE ---				
O 2	@ NE																				
O 9	@ LA																				
O 16	v SF																				
O 23	@ MIA																				
O 30	v NE																				
N 7	@ SEA																				
N 20	@ CIN																				
N 27	v JAX																				
D 4	@ OAK																				
D 11	v PIT																				
D 18	v CLE																				
D 24	v MIA																				
J 1	@ NYJ																				
2016 TOTALS		11	81	7.4	24	0	11	49	4.5	10	0	7	67	9.6	33	0	6	63	10.5	19	0
NFL CAREER		163	1919	11.8	57	11	343	2623	7.6	70	12	219	2404	11.0	67	17	131	2092	16.0	84	15
w/BUFFALO		163	1919	11.8	57	11	43	341	7.9	22	2	58	595	10.3	40	3	131	2092	16.0	84	15

		11 GREG SALAS					88 MARQUISE GOODWIN					19 WALTER POWELL					35 MIKE GILLISLEE				
Date	Game	Rec	Yds	Avg	LG	TD	Rec	Yds	Avg	LG	TD	Att	Yds	Avg	LG	TD	Rec	Yds	Avg	LG	TD
S 11	@ BAL																1	-4	-4.0	-4	0
S 15	v NYJ	4	89	22.3	71	t	2	112	56.0	84	t						1	18	18.0	18	t
S 25	v ARI						1	6	6.0	6	0	3	28	9.3	14	0					
O 2	@ NE	--- INACTIVE ---					--- INACTIVE ---					--- INACTIVE ---					---				
O 9	@ LA																				
O 16	v SF																				
O 23	@ MIA																				
O 30	v NE																				
N 7	@ SEA																				
N 20	@ CIN																				
N 27	v JAX																				
D 4	@ OAK																				
D 11	v PIT																				
D 18	v CLE																				
D 24	v MIA																				
J 1	@ NYJ																				
2016 TOTALS		4	89	22.3	71	t	3	118	39.3	84	t	3	28	9.3	14	0	2	14	7.0	18	t
NFL CAREER		50	704	14.1	71	t	23	467	20.3	84	t	3	28	9.3	14	0	8	43	5.4	18	t
w/BUFFALO		7	130	18.6	71	t	23	467	20.3	84	t	3	28	9.3	14	0	8	43	5.4	18	t

		84 NICK O'LEARY				
Date	Game	Rec	Yds	Avg	LG	TD
S 11	@ BAL					
S 15	v NYJ					
S 25	v ARI	1	28	28.0	28	0
O 2	@ NE					
O 9	@ LA					
O 16	v SF					
O 23	@ MIA					
O 30	v NE					
N 7	@ SEA					
N 20	@ CIN					
N 27	v JAX					
D 4	@ OAK					
D 11	v PIT					
D 18	v CLE					
D 24	v MIA					
J 1	@ NYJ					
2016 TOTALS		1	28	28.0	28	0
NFL CAREER		2	65	32.5	37	0
w/BUFFALO		2	65	32.5	37	0

## 2016 GAME-BY-GAME PUNTING

6 COLTON SCHMIDT																	
Date	Game	No	Yds	Gross	Net	Ret		In	LG	Blk	Punt Sequence						
				Avg	Avg.	TB	Yds	20			Outcome/Return						
S 11	@ BAL	7	313	44.7	41.7	1	1	3	50	0	50	39	49	46	49	37	43
											8	ob	ob	fc	tb	ob	-7
S 15	v NYJ	3	118	39.3	39.3	0	0	1	45	0	33	40	45				
											d	ob	fc				
S 25	v ARI	5	178	35.6	33.2	0	12	1	45	0	45	39	26	43	25		
											12	fc	ob	d	fc		
O 2	@ NE																
O 9	@ LA																
O 16	v SF																
O 23	@ MIA																
O 30	v NE																
N 7	@ SEA																
N 20	@ CIN																
N 27	v JAX																
D 4	@ OAK																
D 11	v PIT																
D 18	v CLE																
D 24	v MIA																
J 1	@ NYJ																
2015 TOTALS		15	609	40.6	38.4	1	13	5	50	0							
NFL CAREER		183	8098	44.3	39.8	10	612	58	67	0							
w/BUFFALO		183	8098	44.3	39.8	10	612	58	67	0							



## 2016 GAME-BY-GAME KICKING

		OPPONENTS											
Date	Game	---PAT---			---FG---			LG	FG Sequence	Kicker	KO	EZ	TB
		Pts.	Made	Att	Made	Att							
S 11	@ BAL	7	1	1	2	2	50	50G, 37G	Tucker	4	3	3	
S 15	v NYJ	13	4	4	3	3	36	28G, 29G, 36G	Folk	8	5	3	
S 25	v ARI	4	1	2	1	1	60	60G	Catanzaro	4	2	1	
O 2	@ NE												
O 9	@ LA												
O 16	v SF												
O 23	@ MIA												
O 30	v NE												
N 7	@ SEA												
N 20	@ CIN												
N 27	v JAX												
D 4	@ OAK												
D 11	v PIT												
D 18	v CLE												
D 24	v MIA												
J 1	@ NYJ												
2016 TOTALS		24	6	7	6	6	60				16	10	7
		85.7%		100.0%									

# 2016 GAME-BY-GAME PUNT RETURNS

Date	Game	15 BRANDON TATE						22 REGGIE BUSH					
		No	Yds	Avg	LG	FC	TD	No	Yds	Avg	LG	FC	TD
S 11	@ BAL	1	21	21.0	21	0	0			---		1	
S 15	v NYJ	1	8	8.0	8	1	0			---			
S 25	v ARI	2	39	19.5	31	0	0			---			
O 2	@ NE												
O 9	@ LA												
O 16	v SF												
O 23	@ MIA												
O 30	v NE												
N 7	@ SEA												
N 20	@ CIN												
N 27	v JAX												
D 4	@ OAK												
D 11	v PIT												
D 18	v CLE												
D 24	v MIA												
J 1	@ NYJ												
2016 TOTALS		4	68	17.0	31	1	0	0	0	---	0	1	0
NFL CAREER		158	1483	9.4	56	1	70	100	781	7.8	71	18	4
w/BUFFALO		4	68	17.0	31	1	0	0	0	---	0	1	0



# 2016 GAME-BY-GAME KICKOFF RETURNS

Date	Game
S 11	@ BAL
S 15	v NYJ
S 25	v ARI
O 2	@ NE
O 9	@ LA
O 16	v SF
O 23	@ MIA
O 30	v NE
N 7	@ SEA
N 20	@ CIN
N 27	v JAX
D 4	@ OAK
D 11	v PIT
D 18	v CLE
D 24	v MIA
J 1	@ NYJ
2016 TOTALS	

15 BRANDON TATE					
No	Yds	Avg	LG	TD	
5	125	25.0	45	0	
1	20	20.0	20	0	
6	145	24.2	45	0	

42 JEROME FELTON					
No	Yds	Avg	LG	TD	
		---			
2	18	9.0	11	0	
2	18	9.0	11	0	

84 NICK O'LEARY					
No	Yds	Avg	LG	TD	
1	13	13.0	13	0	
		---			
		---			
1	13	13.0	13	0	

NFL CAREER
w/BUFFALO

196	4825	24.6	103	1	2
6	145	24.2	45		0

12	156	13.0	37		0
3	23	7.7	11		0

1	13	13.0	13		0
1	13	13.0	13		0

Shaded rows indicates games started

[illegible]



# 2016 GAME-BY-GAME DEFENSIVE STATS (DEF. BACKS cont.)

Shaded rows indicates games started

Date	Game	33 COLT ANDERSON										36 JONATHAN MEEKS									
		TT	UT	AT	Sacks	Yds	Int	Yds	TD	FF	FR	TT	UT	AT	Sacks	Yds	Int	Yds	TD	FF	FR
S 11	@ BAL	--- INACTIVE ---										2	0	2							
S 15	v NYJ	--- INACTIVE ---										0	0	0							
S 25	v ARI	--- INACTIVE ---										1	0	1							
O 2	@ NE																				
O 9	@ LA																				
O 16	v SF																				
O 23	@ MIA																				
O 30	v NE																				
N 7	@ SEA																				
N 20	@ CIN																				
N 27	v JAX																				
D 4	@ OAK																				
D 11	v PIT																				
D 18	v CLE																				
D 24	v MIA																				
J 1	@ NYJ																				
2016 TOTALS		0	0	0	0.0	0.0	0	0	0	0	0	3	0	3	0.0	0.0	0	0	0	0	0
NFL CAREER		48	38	10	0.0	0.0	1	4	0	0	0	3	0	3	0.0	0.0	0	0	0	0	0
		(LG: 4)																			
w/BUFFALO		0	0	0	0.0	0.0	0	0	0	0	0	3	0	3	0.0	0.0	0	0	0	0	0

# 2016 GAME-BY-GAME DEFENSIVE STATS (LINEBACKERS)

Shaded rows indicates games started

		49 BRYSON ALBRIGHT										50 RAMON HUMBER										51 BRANDON SPIKES															
Date	Game	TT	UT	AT	Sacks	Yds	Int	Yds	TD	FF	FR	TT	UT	AT	Sacks	Yds	Int	Yds	TD	FF	FR	TT	UT	AT	Sacks	Yds	Int	Yds	TD	FF	FR						
S 11	@ BAL	--- INACTIVE ---										0	0	0											0	0	0										
S 15	v NYJ	--- RELEASED, 9/15 ---										0	0	0											--- INACTIVE ---												
S 25	v ARI											0	0	0											1	0	1										
O 2	@ NE																																				
O 9	@ LA																																				
O 16	v SF																																				
O 23	@ MIA																																				
O 30	v NE																																				
N 7	@ SEA																																				
N 20	@ CIN																																				
N 27	v JAX																																				
D 4	@ OAK																																				
D 11	v PIT																																				
D 18	v CLE																																				
D 24	v MIA																																				
J 1	@ NYJ																																				
2016 TOTALS		0	0	0	0.0	0.0	0	0	0	0	0	0	0	0	0.0	0.0	0	0	0	0	0	0	1	0	1	0.0	0.0	0	0	0	0						
NFL CAREER		0	0	0	0.0	0.0	0	0	0	0	0	141	91	50	3.5	22.5	0	0	0	0	0	339	206	133	2.0	3.0	2	8	0	6	1						
w/BUFFALO		0	0	0	0.0	0.0	0	0	0	0	0	0	0	0	0.0	0.0	0	0	0	0	0	(LG: 5)						55	33	22	1.0	1.0	0	0	0	1	0

		52 PRESTON BROWN										53 ZACH BROWN										56 LERENTEE McCRAY									
Date	Game	TT	UT	AT	Sacks	Yds	Int	Yds	TD	FF	FR	TT	UT	AT	Sacks	Yds	Int	Yds	TD	FF	FR	TT	UT	AT	Sacks	Yds	Int	Yds	TD	FF	FR
S 11	@ BAL	8	6	2							1	8	4	4								2	1	1							
S 15	v NYJ	16	7	9							1	14	8	6								0	0	0							
S 25	v ARI	4	3	1								12	10	2								1	0	1	0.5	3.5					
O 2	@ NE																														
O 9	@ LA																														
O 16	v SF																														
O 23	@ MIA																														
O 30	v NE																														
N 7	@ SEA																														
N 20	@ CIN																														
N 27	v JAX																														
D 4	@ OAK																														
D 11	v PIT																														
D 18	v CLE																														
D 24	v MIA																														
J 1	@ NYJ																														
2016 TOTALS		28	16	12	0.0	0.0	0	0	0	1	1	34	22	12	0.0	0.0	0	0	0	0	0	3	1	2	0.5	3.5	0	0	0	0	0
NFL CAREER		50	144	109	0.0	0.0	3	46	1	2	3	34	22	12	0.0	0.0	0	0	0	0	0	22	12	10	2.0	17.0	0	0	0	1	0
w/BUFFALO		50	144	109	0.0	0.0	3	46	1	2	3	34	22	12	0.0	0.0	0	0	0	0	0	3	1	2	0.5	3.5	0	0	0	0	0
		(LG: 43t)																													
		(LG: 43t)																													

		57 LORENZO ALEXANDER									
Date	Game	TT	UT	AT	Sacks	Yds	Int	Yds	TD	FF	FR
S 11	@ BAL	3	1	2	0.5	4.5					
S 15	v NYJ	4	4	0	1.0	4.0				1	
S 25	v ARI	6	4	2	1.5	4.5				1	
O 2	@ NE										
O 9	@ LA										
O 16	v SF										
O 23	@ MIA										
O 30	v NE										
N 7	@ SEA										
N 20	@ CIN										
N 27	v JAX										
D 4	@ OAK										
D 11	v PIT										
D 18	v CLE										
D 24	v MIA										
J 1	@ NYJ										
2016 TOTALS		13	9	4	3.0	13.0	0	0	0	2	0
NFL CAREER		139	90	49	12.0	75.0	0	0	0	4	2
w/BUFFALO		13	9	4	3.0	13.0	0	0	0	2	0

Shaded rows indicates games started

		99 MARCELL DAREUS									
Date	Game	TT	UT	AT	Sacks	Yds	Int	Yds	TD	FF	FR
S 11	@ BAL	--- NFL SUSPENSION ---									
S 15	v NYJ	--- NFL SUSPENSION ---									
S 25	v ARI	--- NFL SUSPENSION ---									
O 2	@ NE										
O 9	@ LA										
O 16	v SF										
O 23	@ MIA										
O 30	v NE										
N 7	@ SEA										
N 20	@ CIN										
N 27	v JAX										
D 4	@ OAK										
D 11	v PIT										
D 18	v CLE										
D 24	v MIA										
J 1	@ NYJ										
2016 TOTALS		0	0	0	0.0	0.0	0	0	0	0	0
NFL CAREER		252	178	75	30.5	186.5	0	0	0	2	2
w/BUFFALO		252	178	75	30.5	186.5	0	0	0	2	2



# 2016 BIG PLAYS

## BILLS BIG PLAYS

◀ or ◀◀ or ◀◀◀ Indicates plays on same drive

		BILLS 10+ YARD RUSHES					BILLS 20+ YARD PASSES			
Date	Game	Gain, Player	Qtr.	Drive Result	Gain, Player	Qtr.	Drive Result	Gain, Player	Qtr.	Drive Result
S 11	@ BAL	16, McCoy	2	‘	TD-R	33, Taylor-Clay	2	‘	TD-R	
		13, McCoy	2	‘	TD-R					
S 15	v NYJ	15, Taylor	2	‘	Punt	84t, Taylor-Goodwin	1		TD-P	
		10, McCoy	2	‘	Punt	71t, Taylor-Salas	3		TD-P	
		24, McCoy	4		Downs	28, Taylor-Woods (10)/Goodwin (18)	4		Game	
		10, Taylor	4		TD-R					
S 25	v ARI	49, Taylor	1	‘	FG	24, Taylor-Woods	1	‘ ‘	TD-R	
		17, McCoy	1	‘	FG	28, Taylor-O'Leary	4		Punt	
		24t, McCoy	1	‘ ‘	TD-R					
		18, McCoy	2	‘	TD-R					
		10, Taylor	2	‘	TD-R					
		20t, Taylor	3		TD-R					
		12 10+ yard rushes			6 20+ yard passes					

## OPPONENTS BIG PLAYS

◀ or ◀◀ or ◀◀◀ or ◀◀◀◀ Indicates plays on same drive

		OPPONENTS 10+ YARD RUSHES						OPPONENTS 20+ YARD PASSES		
Date	Game	Gain, Player	Qtr.	Drive Result	Gain, Player	Qtr.	Drive Result	Gain, Player	Qtr.	Drive Result
S 11	@ BAL	10, West	2	◀	TD-P	35, Flacco-Perriman	1			FG
		11, Wallace	4		Game	66t, Flacco-Wallace	2	◀		TD-P
S 15	v NYJ					27, Flacco-Pitta	4			FG
		10, Fitzpatrick	1	◀	FG	34, Fitzpatrick-Enunwa	1	◀		FG
		10, Forte	3	◀ ◀ ◀	TD-R	24, Fitzpatrick-Decker	1			FG
		11, Forte	3	◀ ◀ ◀	TD-R	37, Fitzpatrick-Marshall	2			TD-R
		12t, Forte	4	◀ ◀	TD-R	21, Fitzpatrick-Enunwa	2	◀ ◀		TD-P
S 25	v ARI					21, Fitzpatrick-Marshall	2	◀ ◀		TD-P
		11, D.Johnson	2		TD-R	27, Fitzpatrick-Marshall	4	◀		FG
		13, D.Johnson	3		Fumble	35, Fitzpatrick-Decker	4	◀		FG
		22t, D.Johnson	3		TD-R	27, Fitzpatrick-Decker	4	◀ ◀		TD-R
		9 10+ yard rushes					12 20+ yard passes			

# 2016 GOAL TO GO

OFFENSE						DEFENSE					
Date	Opponent	#	Qtr.	Result	(pts)	Date	Opponent	#	Qtr.	Result	(pts)
9/11	BAL	1	2	TD	7	9/15	NYJ	1	2	TD	7
9/25	ARZ	2	1	FG	3	9/15	NYJ	2	2	TD	7
9/25	ARZ	3	2	TD	7	9/15	NYJ	3	3	TD	7
						9/25	ARZ	4	2	TD	7

2016 Breakdown: 3 times inside  
2 touchdowns  
1 Field Goals

Scoring Percentage: 100% (3 of 3)  
Failed to Score: N/A  
TD Percentage: 67% (2 of 3)  
FG Percentage: 33% (1 of 3)

2016 Breakdown: 4 times inside  
4 touchdowns  
0 Field Goals

Scoring Percentage: 100% (4 of 4)  
Failed to Score: N/A  
TD Percentage: 100 % (4 of 4)  
FG Percentage: N/A

# 2016 INSIDE THE 20

OFFENSE						DEFENSE					
Date	Opponent	#	Qtr.	Result	(pts)	Date	Opponent	#	Qtr.	Result	(pts)
9/11	BAL	1	2	TD	(7)	9/11	BAL	1	4	FG	(3)
9/15	NYJ	2	4	TD	(7)	9/15	NYJ	2	1	FG	(3)
9/25	ARZ	3	1	FG	(3)	9/15	NYJ	3	1	FG	(3)
9/25	ARZ	4	2	TD	(7)	9/15	NYJ	4	2	TD	(7)
						9/15	NYJ	5	2	TD	(7)
						9/15	NYJ	6	3	TD	(7)
						9/15	NYJ	7	4	FG	(3)
						9/15	NYJ	8	4	TD	(7)
						9/25	ARZ	9	2	TD	(7)
						9/25	ARZ	10	3	FUM	(0)
						9/25	ARZ	11	4	INT	(0)

2016 Breakdown: 4 times inside  
3 touchdowns  
1 field goals

Scoring Percentage: 100% (4 of 4)  
Failed to Score: N/A  
TD Percentage: 75% (3 of 4)  
FG Percentage: 25% (1 of 4)

2016 Breakdown: 11 times inside  
5 touchdowns  
4 field goals

Scoring Percentage: 80% (8 of 10)  
Failed to Score: 20 % (2 of 10)  
TD Percentage: 50% (5 of 10)  
FG Percentage: 30% (3 of 10)



# THE LAST TIME...

## **PUNT RETURNED FOR A TD**

By Bills: Marcus Thigpen vs. Green Bay Packers 12/14/14 (75 yards)  
By Opponent: Travis Benjamin at Cleveland Browns, 10/3/13 (79 yards)

## **KICKOFF RETURNED FOR A TD**

By Bills: CJ Spiller vs. Miami Dolphins 9/14/14 (102+ yards)  
By Opponent: Marcus Thigpen vs. Miami Dolphins, 11/15/12 (96 yards)

## **INTERCEPTION RETURNED FOR A TD**

By Bills: Corey Graham (44 yards) at Jacksonville Jaguars, 10/25/15  
By Opponent: Telvin Smith (26 yards) at Jacksonville Jaguars, 10/25/15

## **AT LEAST TWO INTERCEPTIONS IN A GAME**

By Bills: Stephon Gilmore (2) vs Arizona Cardinals, 9/25/16  
By Opponent: Lavonte David (2) at Tampa Bay Buccaneers, 12/8/13

## **FUMBLE RETURNED FOR A TD**

By Bills: Aaron Williams (53 yards) vs Arizona Cardinals, 9/25/16  
By Opponent: Chris Clemons (6 yards) at Jacksonville Jaguars, 10/25/15

## **PUNT BLOCKED**

By Bills: Boobie Dixon vs. New York Jets 11/24/14  
By Opponent: Chris Clemons at Miami Dolphins, 11/20/11

## **PUNT BLOCK RETURNED FOR A TD**

By Bills: Manny Lawson vs. N.Y. Jets 11/24/14 (in end zone - Boobie Dixon blocked Ryan Quigley's punt)  
By Opponent: Lex Hilliard at Miami Dolphins, 11/20/11 (in end zone – Chris Clemons blocked P Brian Moorman's punt)

## **FIELD GOAL BLOCKED**

By Bills: Mario Williams vs. Green Bay Packers, 12/14/14  
By Opponent: Joe Haden vs. Cleveland Browns, 11/30/14

## **FIELD GOAL BLOCK RETURNED FOR TD**

By Bills: Cornelius Bennett vs. Denver Broncos, 9/30/90 (80 yards after Nate Odomes blocked David Treadwell's att.)  
By Opponent: Lemar Parrish, Cincinnati Bengals, 11/8/70 (83 yards after Ken Riley blocked Grant Guthrie's att.)

## **EXTRA POINT BLOCKED**

By Bills: Alex Carrington at San Diego Chargers, 12/11/11  
By Opponent: Israel Idonije, vs. Chicago Bears, 11/7/10

## **EXTRA POINT MISSED**

By Bills: Missed – Dan Carpenter vs. Arizona Cardinals, 9/25/16 (wide right)  
By Opponent: Missed- Nick Novak vs. Houston Texans, 12/6/15 (wide right)

## **TWO POINT CONVERSION ATTEMPTED and SUCCESSFUL**

By Bills: Tyrod Taylor run at Washington Redskins, 12/20/15  
By Opponent: Jonathan Grimes run vs. Houston Texans, 12/6/15

## **TWO POINT CONVERSION FAILED**

By Bills: Tyrod Taylor is sacked at Kansas City, 11/29/15  
By Opponent: Carson Palmer pass failed vs Arizona Cardinals, 9/25/16

## **SAFETY RECORDED**

By Bills: Ryan Tannehill fumble out of bound in end zone for a Safety vs. Miami Dolphins, 11/8/15  
By Opponent: LeSean McCoy tackled in the end zone for a safety vs Arizona Cardinals, 9/25/16

## **100 YARD INDIVIDUAL RUSHING GAME**

By Bills: LeSean McCoy (110) vs. Arizona Cardinals, 9/26/16  
By Opponent: Matt Forte (100) vs New York Jets, 9/15/16

# THE LAST TIME...

## **200 YARD INDIVIDUAL RUSHING GAME**

By Bills: Fred Jackson (212 yards) vs. Indianapolis Colts, 1/3/10

By Opponent: Reggie Bush (203 yards) vs. Miami Dolphins, 12/18/11

## **TWO 100 YARD RUSHERS IN THE SAME GAME**

By Bills: LeSean McCoy (112) & Karlos Williams (110) vs. Miami Dolphins 11/8/15

By Opponent: Stevan Ridley (106 yards) and Brandon Bolden (137 yards) vs. New England Patriots, 9/30/12

## **100 YARD INDIVIDUAL RECEIVING GAME**

By Bills: Sammy Watkins (136) vs. New York Jets, 1/3/16

By Opponent: Brandon Marshall (126) vs. New York Jets, 1/3/16

## **200 YARD INDIVIDUAL RECEIVING GAME**

By Bills: Lee Evans (265 yards) at Houston Texans, 11/19/06

By Opponent: Wes Welker (217 yards) vs. New England Patriots, 9/25/11

## **TWO 100 YARD RECEIVERS IN THE SAME GAME**

By Bills: Steve Johnson (158 yards) and Lee Evans (105 yards) at Baltimore Ravens, 10/24/10

By Opponent: Eric Decker (126) and Brandon Marshall (101) vs New York Jets, 9/15/16

## **300+ YARD INDIVIDUAL PASSING GAME**

By Bills: Kyle Orton (329) at Oakland Raiders, 12/21/14

By Opponent: Ryan Fitzpatrick (374) vs New York Jets, 9/15/16

## **FIVE TOUCHDOWNS RUSHING**

By Bills: Cookie Gilchrist vs. New York Titans, 12/8/63

By Opponent: Never accomplished

## **AT LEAST FOUR TOUCHDOWNS RUSHING**

By Bills: Willis McGahee at Seattle Seahawks, 11/28/04

By Opponent: Clarence Williams at San Diego Chargers, 9/16/79

## **AT LEAST THREE TOUCHDOWNS RUSHING**

By Bills: Willis McGahee at Seattle Seahawks, 11/28/04

By Opponent: Matt Forte (3) vs New York Jets, 9/15/16

## **AT LEAST TWO TOUCHDOWNS RUSHING**

By Bills: LeSean McCoy (2) vs. Arizona Cardinals, 9/25/16

By Opponents: C.J. Anderson (3) at Denver Broncos, 12/7/14

## **FOUR TD RECEPTIONS**

By Bills: Don Beebe vs. Pittsburgh Steelers, 9/8/91

By Opponents: Randy Moss vs. New England Patriots, 11/18/07

## **AT LEAST THREE TD RECEPTIONS**

By Bills: Steve Johnson at Cincinnati Bengals, 11/21/10

By Opponents: Marvin Harrison at Indianapolis Colts, 9/23/01

## **AT LEAST TWO TD RECEPTIONS**

By Bills: Sammy Watkins (2) at Kansas City Chiefs, 11/29/15

By Opponents: R. Gronkowski (2) vs. New England Patriots, 9/20/15

## **SIX TD PASSES**

By Bills: Jim Kelly vs. Pittsburgh Steelers, 9/8/91

By Opponents: Daryle Lamonica at Oakland Raiders, 10/19/69

## **AT LEAST FIVE TD PASSES**

By Bills: Jim Kelly vs. Cincinnati Bengals, 10/21/91

By Opponent: Drew Brees at New Orleans Saints, 10/27/13

# THE LAST TIME...

## **AT LEAST FOUR TD PASSES**

By Bills: Kyle Orton (4) at New York Jets, 10/26/14  
By Opponent: Kirk Cousins (4) at Washington Redskins, 12/20/15

## **AT LEAST THREE TD PASSES**

By Bills: Tyrod Taylor (3) vs. New York Jets, 9/15/16  
By Opponents: Tom Brady (3) vs. New England Patriots, 9/20/15

## **AT LEAST THREE SACKS**

By Bills: (3.5) Mario Williams at Miami Dolphins, 11/13/14  
By Opponent: (3.0) C. Jones vs. New England Patriots, 09/20/15

## **LAST OVERTIME GAME**

By Bills: 9/7/14 at Chicago Bears (23-20) W

## **WON IN OVERTIME**

By Bills: 9/7/14 at Chicago Bears (23-20)  
By Opponent: 12/1/13 vs. Atlanta Falcons (31-34)

## **SHUTOUT RECORDED**

By Bills: 12/22/13 vs. Miami Dolphins (19-0)  
By Opponent: 12/28/08 vs. New England Patriots (13-0)

## **AT LEAST 200-YARDS RUSHING**

By Bills: 236 vs. Dallas Cowboys, 12/27/15  
By Opponent: 267 at New England Patriots, 12/29/13

## **AT LEAST 300-YARDS RUSHING**

By Bills: 315 vs. Atlanta Falcons, 11/22/92  
By Opponent: 311 at San Francisco, 10/7/12

## **AT LEAST 400 NET YARDS PASSING**

By Bills: 437 at Minnesota Vikings, 9/15/02  
By Opponent: 451 vs. New England Patriots, 09/20/15

## **AT LEAST 300 NET YARDS PASSING**

By Bills: 307 vs New York Jets, 9/15/16  
By Opponent: 374 vs New York Jets, 9/15/16

## **AT LEAST 500 TOTAL YARDS**

By Bills: 514 at Baltimore Ravens, 10/24/10  
By Opponent: 493 vs New York Jets, 9/15/16

## **AT LEAST 400 TOTAL YARDS**

By Bills: 408 vs. Dallas Cowboys, 12/27/15  
By Opponent: 431 at Washington Redskins, 12/20/15

## **50 OR MORE POINTS**

By Bills: 54 at Kansas City Chiefs, 11/23/08  
By Opponent: 52 vs. New England Patriots, 9/30/12

## **40 OR MORE POINTS**

By Bills: 41 at Miami Dolphins, 9/27/15  
By Opponent: 40 New England Patriots, 09/20/15

## **SCORED A TOUCHDOWN ON OFFENSE, DEFENSE AND SPECIAL TEAMS**

By Bills: at Denver Broncos, 12/24/11 (C. Spiller rushing TD, J. Byrd interception return, L. McKelvin punt return)  
By Opponent: at Cleveland Browns 10/3/13 (Josh Gordon receiving TD, T.J. Ward interception return, Travis Benjamin punt return TD)



# 2016 TURNOVER ANALYSIS

## OFFENSIVE TURNOVERS

Date	Opponent	Turnover	Yardline	Qtr.	Result (Pts.)
9/15	NYJ	INT	NYJ 13	4	FG (3)
9/25	ARZ	INT	ARZ 10	2	PUNT (0)

## DEFENSIVE TURNOVERS

Date	Opponent	Turnover	Yardline	Qtr.	Result (Pts.)
9/11	BAL	Fumble	BAL 47	1	Punt (0)
9/15	NYJ	Fumble	NYJ 33	3	TD (7)
9/25	ARZ	INT	ARZ 30	4	FG (3)
9/25	ARZ	INT	BUF 1	4	Safety (0)
9/25	ARZ	INT	BUF -1	4	Punt (0)
9/25	ARZ	INT	BUF -5	4	End of Game (0)

## SPECIAL TEAMS TURNOVERS

Date	Opponent	Turnover	Yardline	Qtr.	Result (Pts.)
9/25	ARZ	Fumble	BUF 22	3	TD (7)

## MISCELLANEOUS TURONVERS

Date	Opponent	Explanation
------	----------	-------------

## 2016 ETCs

1-2 Regular Season Record  
 0-1 In AFC East Games  
 0-1 In AFC North Games  
 0-0 In AFC South Games  
 0-0 In AFC West Games  
 1-0 In NFC Games

1-1 At Home  
 0-1 On the Road  
 1-2 Outdoors  
 0-0 In Domed Stadiums  
 0-1 On Grass

0-0 In 3-point or less Games  
 1-2 When Won Coin Toss  
 0-0 When Lost Coin Toss  
 1-0 When Scored First  
 0-2 When Opp. Scored First  
 0-0 In overtime games

1-1 When Yielding 20 Points or Less

1-1 When Scoring 21 Points or More

1-0 When Led at Halftime  
 0-2 When Trailing at Halftime  
 0-0 When Tied at Halftime

1-0 When Led at the End of 3<sup>rd</sup> Quarter  
 0-2 When Trailing at the End of 3<sup>rd</sup> Quarter  
 0-0 When Tied at the End of 3<sup>rd</sup> Quarter

1-0 When Buffalo has 100-Yard Rusher

0-1 When Opp. has 100-Yard Rusher

0-1 When Buffalo has 100-Yard Receiver

0-1 When Opp. has 100-Yard Receiver

0-0 When Buffalo has 300-Yard Passer

0-1 When Opp. has 300-Yard Passer

### 2016 INSTANT REPLAY

Buffalo has challenged 2 plays this season under the NFL's replay system.

Date	Opp.	Explanation	Result
9/11	BAL	Buffalo challenged the runner broke the plane ruling	Upheld
9/15	NYJ	Buffalo challenged the pass completion ruling	Reversed

**REGULAR SEASON WEEK 1 – Bills 7, Ravens 13**  
**September 11, 2016 – M&T Bank Stadium – 71,104**

The Buffalo Bills dropped their 2016 regular season-opener, 13-7, to the Baltimore Ravens at M&T Bank Stadium, falling to 0-1 with the loss.

In his return to Baltimore, second-year starting QB Tyrod Taylor completed 68.2% of his pass attempts amongst five pass-catchers. Bills WR Sammy Watkins hauled in four passes for a team-high 43 yards and TE Charles Clay added four receptions for 40 yards and had Buffalo's largest offensive gain of the day with a 33-yard reception.

Running back LeSean McCoy had a game-high 58 rushing yards and scored Buffalo's lone touchdown on a fourth-and-goal situation in the second quarter.

Defensively, LBs Preston Brown and Zach Brown led the way with eight total tackles while CB Ronald Darby added a team-high seven individual tackles.

Jerry Hughes had a two sack performance and free-agent acquisitions LB Lorenzo Alexander (0.5) and DE Leger Douzable (1.5) rounded out Buffalo's fierce four-sack performance.

Leading the way for the Ravens was QB Joe Flacco, who finished the day 23-for-34 passing for 258 yards with one touchdown. Receiver Mike Wallace scored Baltimore's only touchdown of the contest with a 66-yard pass reception in the second quarter and a pair of Justin Tucker field goals provided enough offense to propel the Ravens.

TEAM	1	2	3	4	Final
BILLS	0	7	0	0	7
RAVENS	3	7	0	3	13

TEAM	QTR.	TIME	SCORING PLAY	DRIVE	SCORE
BAL	1	0:35	J.Tucker 50 yd. Field Goal	9-59, 4:47	0-3
BAL	2	10:11	M.Wallace 66 yd. pass from J.Flacco (J.Tucker kick)	6-85, 2:48)	0-10
BUF	2	3:02	L.McCoy 1 yd. run (D.Carpenter kick)	12-75, 7:09	7-10
BAL	4	5:39	J.Tucker 37 yd. Field Goal	13-59, 5:59	7-13

**BUF BAL**

First Downs	11	18
Rushes-Yards	24-65	28-83
Net Passing Yards	95	225
Total Net Yards	160	308
Passing (A-C-I)	15-22-0	34-23-0
Sacked by Opp.	2-16	4-33
Punts-Average	7-44.7	3-42.7
Fumbles-Lost	0-0	1-1
Penalties	8-89	6-35
Time of Poss.	27:07	32:53

**RUSHING**

**RAVENS:** J. Forsett 10-41; T. West 12-32; M. Wallace 1-11; K. Juszczuk 1-2; J. Flacco 4-minus-3

**BILLS:** L. McCoy 16-58; T. Taylor 5-11; R. Bush 3-minus-4

**PASSING**

**RAVENS:** J. Flacco 23-34, 258 yards, 1 TD

**BILLS:** T. Taylor 15-22, 111 yards

**RECEIVING**

**RAVENS:** S. Smith 5-19; M. Wallace 3-91, 1 TD; D. Pitta 3-39; J. Forsett 3-15; K. Juszczuk 2-21; K. Aiken 2-14; T. West 2-6; B. Perriman 1-35; C. Moore 1-13; C. Gillmore 1-5

**BILLS:** S. Watkins 4-43; R. Woods 4-20; L. McCoy 4-12; C. Clay 2-40; M. Gillislee 1-minus-4

**REGULAR SEASON WEEK 2 – Bills 31, Jets 37**  
**September 15, 2016 – New Era Field – 70,256**

The Buffalo Bills lost their home opener 37-31 to the New York Jets in the inaugural game at New Era Field, falling to 0-2 on the season with the loss.

Quarterback Tyrod Taylor threw for a career-best 297 yards and three touchdowns, including an 84 yard touchdown pass to WR Marquise Goodwin, a career-long for both players. Goodwin finished the game with his first 100 yard receiving performance, WR Greg Salas scored on a 71 touchdown reception and hauled in a career-high 89 receiving yards and TE Charles Clay added a team-high five receptions.

On the defensive side of the ball, LB Preston Brown recorded a game-high 16 total tackles, LB Zach Brown added eight solo tackles with 14 total tackles and LB Lorenzo Alexander recorded the game's only sack.

Cornerback Nickell Robey-Coleman recovered a fumble forced by Preston Brown and returned it 36 yards for the game's only defensive touchdown.

New York was led by QB Ryan Fitzpatrick, who completed 24 of his 34 passes for 374 yards and one touchdown. Jets WR Eric Decker caught six passes for 126 yards and one touchdown, WR Brandon Marshall recorded six catches for 101 yards and WR Quincy Enunwa chipped in six receptions for 92 yards. On the ground, Matt Forte led the way with 100 yards rushing and three scores.

TEAM	1	2	3	4	Final
BILLS	7	3	14	7	31
JETS	6	14	7	10	37

TEAM	QTR.	TIME	SCORING PLAY	DRIVE	SCORE
NYJ	1	6:41	N.Folk 28 yd. Field Goal	15-65, 8:19	3-0
BUF	1	5:16	M.Goodwin 84 yd. pass from T.Taylor (D.Carpenter kick)	3-82, 1:25	3-7
NYJ	1	0:00	N.Folk 29 yd. Field Goal	9-75, 5:16	6-7
NYJ	2	11:07	M.Forte 1 yd. run (N.Folk kick)	6-66, 2:15	13-7
NYJ	2	3:53	E.Decker 5 yd. pass from R.Fitzpatrick (N.Folk kick)	7-77, 3:54	20-7
BUF	2	0:05	D.Carpenter 39 yd. Field Goal	13-54, 3:48	20-10
BUF	3	14:09	G.Salas 71 yd. pass from T.Taylor (D.Carpenter kick)	3-75, 0:51	20-17
BUF	3	11:15	N.Robey-Coleman 36 yd. fumble return (D.Carpenter kick)	N/A	20-24
NYJ	3	2:12	M.Forte 3 yd. run (N.Folk kick)	12-84, 6:27	27-24
NYJ	4	10:40	N.Folk 36 yd. Field Goal	8-69, 4:12	30-24
NYJ	4	4:02	M.Forte 12 yd. run (N.Folk kick)	5-56, 3:01	37-24
BUF	4	1:17	M.Gillislee 18 yd. pass from T.Taylor (D.Carpenter kick)	10-75, 2:45	37-31

**BUF NYJ**

First Downs	16	28
Rushes-Yards	19-86	36-123
Net Passing Yards	307	370
Total Net Yards	393	493
Passing (A-C-I)	19-31-1	34-24-0
Sacked by Opp.	0-0	1-4
Punts-Average	3-39.3	2-41.0
Fumbles-Lost	1-0	2-1
Penalties	6-59	7-50
Time of Poss.	20:48	39:12

**RUSHING**

**JETS:** M. Forte 30-100; R. Fitzpatrick 5-21; B. Powell 1-2

**BILLS:** L. McCoy 15-59; T. Taylor 2-25; E. Manuel 2-2

**PASSING**

**JETS:** R. Fitzpatrick 24-34, 374 yards, 1 TD

**BILLS:** T. Taylor 18-30, 297 yards, 3 TDs; E. Manuel 1-1. 10 yards

**RECEIVING**

**JETS:** E. Decker 6-126; B. Marshall 6-101; Q. Enunwa 6-92; J. Marshall 3-45; M. Forte 2-9; B. Powell 1-1

**BILLS:** M. Goodwin 2-112; G. Salas 4-89; L. McCoy 4-31; C. Clay 5-27; S. Watkins 2-20; M. Gillislee 1-18; R. Woods 1-10



**REGULAR SEASON WEEK 3 – Bills 33, Cardinals 18**  
**September 25, 2016 – New Era Field – 68,647**

The Buffalo Bills used a powerful rushing attack and a stout defensive performance to top the Arizona Cardinals 33-18 at New Era Field, lifting their record to 1-2 on the season.

Running back LeSean McCoy ran for 110 yards on 17 carries, boasting a 6.5 yards per carry average and having his first multi-touchdown game as a Bill. Quarterback Tyrod Taylor provided 76 yards on the ground, including a 20-yard touchdown run and a team-record 49-yard scamper.

Robert Woods was Buffalo's top receiving option on the day with six catches for 51 yards and fellow receiver Walt Powell recorded his first three career catches for 28 yards.

Defensively, Stephon Gilmore notched two interceptions with Corey Graham and Corey White each picking one off themselves. Lorenzo Alexander finished the day with 1.5 sacks, his third consecutive game with a sack, and was joined by, Graham, Kyle Williams, Jerry Hughes and Lerentee McCray in the sack column. Linebacker Zach Brown recorded 12 total tackles with 10 individual stops and White recorded eight solo tackles and nine combination tackles.

Aaron Williams recovered a fumble on special teams and raced it back 53 yards for the score, resulting in Buffalo's second consecutive game with a fumble returned for a touchdown.

Arizona was paced by running back David Johnson, who ran for 83 yards and two touchdowns and recorded 28 through the air. Quarterback Carson Palmer threw for 287 yards, John Brown had a game-high 70 receiving yards and defensive back Patrick Peterson recorded an interception.

TEAM	1	2	3	4	Final
Bills	10	7	13	3	33
Cardinals	0	7	6	5	18

TEAM	QTR.	TIME	SCORING PLAY	DRIVE	SCORE
Bills	1	3:29	D.Carpenter 19 yd. Field Goal	7-77, 3:51	3-0
Bills	1	0:55	L.McCoy 24 yd. run (D.Carpenter kick)	5-53, 1:30	10-0
Bills	2	10:25	L.McCoy 5 yd. run (D.Carpenter kick)	6-52, 2:51	17-0
Cardinals	2	1:05	D.Johnson 4 yd. run (C.Catanzaro kick)	17-84, 9:20	17-7
Bills	3	10:31	T.Taylor 20 yd. run (kick failed, wr)	6-47, 2:49	23-7
Bills	3	2:25	A.Williams 53 yd. fumble return (D.Carpenter kick)	N/A	30-7
Cardinals	3	0:12	D.Johnson 22 yd. run (pass failed)	6-83, 2:13	30-13
Cardinals	4	10:36	C.Catanzaro 60 yd. Field Goal	5-4, 2:19	30-16
Bills	4	4:48	D.Carpenter 45 yd. Field Goal	4-3, 1:42	33-16
Cardinals	4	3:04	L.McCoy tackled in end zone by C.Peters for a Safety	N/A	33-18

**BUF      ARZ**

First Downs	16	25
Rushes-Yards	32-208	22-88
Net Passing Yards	88	260
Total Net Yards	296	348
Passing (A-C-I)	25-14-1	50-26-4
Sacked by Opp.	4-31	5-27
Punts-Average	6-35.3	5-35.6
Fumbles-Lost	3-0	3-1
Penalties	9-75	8-50
Time of Poss.	26:00	34:00

**RUSHING**

**CARDINALS:** D. Johnson 19-83; C.

Johnson 2-5; D. Butler 1-0

**BILLS:** L. McCoy 17-110; T. Taylor 9-76;

M. Gillislee 3-20; J. Williams 3-2

**PASSING**

**CARDINALS:** C. Palmer 26-50, 287

yards, 4 INTs

**BILLS:** T. Taylor 14-15, 119 yards, 1 INT

**RECEIVING**

**CARDINALS:** L. Fitzgerald 7-60; Jo.

Brown 6-70; M. Floyd 4-65; Ja. Brown 3-49; D. Johnson 3-28; D. Fells 2-15; T.

Niklas 1-0

**BILLS:** R. Woods 6-51; W. Powell 3-28;

L. McCoy 3-6; N. O'Leary 1-28; M.

Goodwin 1-6

# 2016 PLAYER PARTICIPATION

	GP/GS	@BAL	NYJ	ARI	@NE	@LA	SF	@MIA	NE	@SEA	@CIN	JAX	@OAK	PIT	CLE	MIA	@NYJ
Albright, Bryson	0/0	IL	PS	PS													
Alexander, Lorenzo	3/3	OLB	OLB	OLB													
Anderson, Colt	0/0	IL	IL	IL													
Annen, Blake	0/0	R	R	R													
Blanton, Robert	3/0	P	P	P													
Brown, Preston	3/3	MIKE	MIKE	MIKE													
Brown, Zach	3/3	WILL	WILL	WILL													
Bryant, Corbin	3/3	NT	NT	NT													
Bush, Reggie	2/0	P	P	DNP													
Carpenter, Dan	3/0	P	P	P													
Christian, Gerald	0/0	PS	PS	PS													
Clay, Charles	3/3	TE	TE	TE													
Coleman, Deandre	0/0	PS	PS	PS													
Darby, Ronald	2/2	CB	CB	DNP													
Dareus, Marcell	0/0	SUS	SUS	SUS													
Douzable, Leger	3/0	P	P	P													
Dowling, Jonathan	0/0	R	R	R													
Dray, Jim	3/1	TE	P	P													
Easley, Marcus	0/0	PUP	PUP	PUP													
Enemkpali, IK	0/0	R	R	R													
Felton, Jerome	2/0	---	P	P													
Fields, Carlos	0/0	PS	PS	PS													
Gay, Jordan	2/0	P	DNP	P													
Gilmore, Stephon	3/3	CB	CB	CB													
Glenn, Cordy	1/1	LT	DNP	DNP													
Goodwin, Marquise	3/0	P	P	WR													
Gragg, Chris	0/0	R	R	R													
Graham, Corey	3/3	S	S	S													
Groy, Ryan	3/0	P	P	P													
Hazel, Matt	0/0	PS	PS	PS													
Henderson, Seantrel	0/0	SUS	SUS	SUS													
Hughes, Jerry	3/3	OLB	OLB	OLB													
Humber, Ramon	2/0	---	P	P													
Ikard, Gabe	2/0	PS	P	P													
Incognito, Richie	3/3	LG	LG	LG													
Jones, Cardale	0/0	IL	IL	IL													
Kouandjio, Cyrus	3/1	P	LT	LT													
Lawson, Shaq	0/0	PUP	PUP	PUP													
Lewis, Dezmin	0/0	PS	PS	PS													
Lewis, Patrick	0/0	IL	IL	IL													
Listenbee, Kolby	0/0	NFI	NFI	NFI													
Manuel, EJ	2/0	P	P	DNP													
McCoy, LeSean	3/3	RB	RB	RB													
McCray, Lerentee	3/0	P	P	P													
Meeks, Jonathan	3/0	P	P	P													
Miller, John	3/3	RG	RG	RG													
Mills, Jordan	3/3	RT	RT	RT													
O'Leary, Nick	3/1	P	P	TE													
Parms, Damian	0/0	PS	PS	PS													
Poehls, William	0/0	---	---	PS													
Powell, Walter	2/0	IL	P	P													
Ragland, Reggie	0/0	R	R	R													
Roberson, Marcus	0/0	PS	PS	PS													
Robey-Coleman, Nickell	3/0	P	P	P													
Salas, Greg	2/1	P	WR	IL													
Sanborn, Garrison	3/0	P	P	P													
Schmidt, Colton	3/0	P	P	P													
Seymour, Kevon	2/0	IL	P	P													
Spikes, Brandon	2/0	P	IL	P													
Tate, Brandon	3/0	P	P	P													
Taylor, Tyrod	3/3	QB	QB	QB													
Thomas, Phillip	0/0	R	R	R													
Valles, Max	0/0	PS	PS	PS													
Washington, Adolphus	3/3	DE	DE	DE													
Watkins, Sammy	2/2	WR	WR	IL													
White, Corey	3/1	P	P	CB													
Wilder Jr., James	0/0	R	R	R													
Williams, Aaron	3/1	P	P	S													
Williams, Duke	3/2	S	S	P													
Williams, Jonathan	1/0	IL	IL	P													
Williams, Kyle	3/3	DT	DT	DT													
Wood, Eric	3/3	C	C	C													
Woods, Robert	3/3	WR	WR	WR													

## LEGEND:

**P - Played**      **DNP - Did Not Play**      **IR - Injured Reserve**      **DNR - Did Not Report**  
**PS - Practice Squad**      **IL - Inactive List**      **R - Reserve**      **PSI - Practice Squad Injured**  
**SUS-Suspended**      **PUP - Physically Unable to Perform**      **NFI - Non-Football Injury**      **--- = Not on Team**

**WEEK 3 / THROUGH MONDAY, SEPTEMBER 26, 2016**

<b>OFFENSE</b>	<b>Buff.</b>
GAMES (Won-Lost)	1-2
FIRST DOWNS	43
Rushing	22
Passing	19
Penalty	2
YDS GAINED (tot)	850
Avg per Game	283.3
RUSHING (net)	359
Avg per Game	119.7
Rushes	75
Yards per Rush	4.8
PASSING (net)	491
Avg per Game	163.7
Passes Att.	78
Completed	48
Pct Completed	61.5
Yards Gained	537
Sacked	6
Yards Lost	46
Had intercepted	2
Yards Opp Ret	0
Opp TDs on Int	0
PUNTS	15
Avg Yards	40.6
PUNT RETURNS	4
Avg Return	17.0
Returned for TD	0
KICKOFF RETURNS	9
Avg Return	19.6
Returned for TD	0
PENALTIES	23
Yards Penalized	223
FUMBLES BY	4
Fumbles Lost	0
Opp Fumbles	6
Opp Fum Lost	3
POSS. TIME (avg)	24:38
TOUCHDOWNS	9
Rushing	4
Passing	3
Returns	2
EXTRA-PT KICKS	8/9
2-PT CONVERSIONS	0/0
FIELD GOALS/FGA	3/4
POINTS SCORED	71

<b>DEFENSE</b>	<b>Buff.</b>
POINTS ALLOWED	68
OPP FIRST DOWNS	71
Rushing	16
Passing	46
Penalty	9
OPP YARDS GAINED	1149
Avg per Game	383.0
OPP RUSHING(net)	294
Avg per Game	98.0
Rushes	86
Yards per Rush	3.4
OPP PASSING(net)	855
Avg per Game	285.0
Passes Att.	117



Completed	72
Pct Completed	61.5
Sacked	10
Yards Lost	64
INTERCEPTED BY	4
Yards Returned	48
Returned for TD	0
OPP PUNT RETURNS	3
Avg return	4.3
OPP KICKOFF RET	9
Avg return	19.7
OPP TOUCHDOWNS	7
Rushing	5
Passing	2
Returns	0

#### TEAM RANKINGS

##### American Football Conference

##### Offense Defense

##### Total Rush Pass Total Rush Pass

Buff.	16	6	16	10	7	11
-------	----	---	----	----	---	----

##### National Football League

##### Offense Defense

##### Total Rush Pass Total Rush Pass

Buff.	30	9	32	23	14T	22
-------	----	---	----	----	-----	----

\* = League Leader

#### WEEK 3 / THROUGH MONDAY, SEPTEMBER 26, 2016

#### AFC / TEAM/OFFENSE RANK

Tm	(A)	(B)	(C)	(D)	(E)	(F)	(G)	(H)	(I)	(J)	(K)	(L)	(M)	(N)	(O)	(P)	(Q)
BUF	16	11	6	4	16	13	7	14	16	16	3	1	11t	15	14	6	10t

#### AFC / OPPONENT/DEFENSE RANK

Tm	(A)	(B)	(C)	(D)	(E)	(F)	(G)	(H)	(I)	(J)	(K)	(L)	(M)	(N)	(O)	(P)	(Q)	(R)	(S)
BUF	10	7	7	2	11	10	3	5	14t	13	3t	2	8	1	2	9	13t	6	16

- (A) Total Yards per Game
- (B) Yards per Play
- (C) Rushing Yards per Game
- (D) Rushing Yards per Attempt
- (E) Passing Net Yards per Game
- (F) Passing Net Yards per Play
- (G) Passing, Percent Had Intercepted
- (H) Sacks per Pass Play
- (I) First Downs per Game
- (J) Third Down Efficiency
- (K) Fourth Down Efficiency
- (L) Punt Return Average
- (M) Kickoff Return Average
- (N) Gross Punting Average
- (O) Net Punting Average
- (P) Points per Game
- (Q) Field Goal Percentage
- Combined Offense/Defense Rank
- (R) Points per Game Differential
- (S) Net Yards per Game Differential

#### NFL / TEAM/OFFENSE RANK

Tm	(A)	(B)	(C)	(D)	(E)	(F)	(G)	(H)	(I)	(J)	(K)	(L)	(M)	(N)	(O)	(P)	(Q)
BUF	30	21	9	5	32	26	17	28	31t	32	6t	5	21t	28	24	15	21t

- (A) Total Yards per Game
- (B) Yards per Play
- (C) Rushing Yards per Game
- (D) Rushing Yards per Attempt
- (E) Passing Net Yards per Game
- (F) Passing Net Yards per Play
- (G) Passing, Percent Had Intercepted
- (H) Sacks per Pass Play
- (I) First Downs per Game
- (J) Third Down Efficiency
- (K) Fourth Down Efficiency
- (L) Punt Return Average
- (M) Kickoff Return Average
- (N) Gross Punting Average
- (O) Net Punting Average
- (P) Points per Game
- (Q) Field Goal Percentage

#### **NFL / OPPONENT/DEFENSE RANK**

Tm	(A)	(B)	(C)	(D)	(E)	(F)	(G)	(H)	(I)	(J)	(K)	(L)	(M)	(N)	(O)	(P)	(Q)	(R)	(S)
BUF	23	15	14t	5	22	18	7	9	26t	25	3t	4	15	1	2	17	24t	14	31

- (A) Total Yards per Game
- (B) Yards per Play
- (C) Rushing Yards per Game
- (D) Rushing Yards per Attempt
- (E) Passing Net Yards per Game
- (F) Passing Net Yards per Play
- (G) Passing, Percent Had Intercepted
- (H) Sacks per Pass Play
- (I) First Downs per Game
- (J) Third Down Efficiency
- (K) Fourth Down Efficiency
- (L) Punt Return Average
- (M) Kickoff Return Average
- (N) Gross Punting Average
- (O) Net Punting Average
- (P) Points per Game
- (Q) Field Goal Percentage
- Combined Offense/Defense Rank
- (R) Points per Game Differential
- (S) Net Yards per Game Differential

#### **WEEK 3 / THROUGH MONDAY, SEPTEMBER 26, 2016**

##### **AFC / TOTAL OFFENSE**

Rank	Team	Total Rushing	Passing	Total Rushing	Passing
16)	Buffalo	850	359	491	283.3 119.7 163.7

##### **AFC / TOTAL DEFENSE**

Rank	Team	Total Rushing	Passing	Total Rushing	Passing
10)	Buffalo	1149	294	855	383.0 98.0 285.0

##### **NFL / TOTAL OFFENSE**

Rank	Team	Total Rushing	Passing	Total Rushing	Passing
------	------	---------------	---------	---------------	---------

30)	Buffalo	850	359	491	283.3	119.7	163.7
-----	---------	-----	-----	-----	-------	-------	-------

NFL / TOTAL DEFENSE

Rank	Team	Total	Rushing	Passing	Total	Rushing	Passing
23)	Buffalo	1149	294	855	383.0	98.0	285.0

WEEK 3 / THROUGH MONDAY, SEPTEMBER 26, 2016

AFC / TAKE-AWAYS, GIVE-AWAYS

Rank	Team	TAKE-AWAYS			GIVE-AWAYS			Net
		Int	Fum	Total	Int	Fum	Total	
1t)	Buffalo	4	3	7	2	0	2	= +5

NFL / TAKE-AWAYS, GIVE-AWAYS

Rank	Team	TAKE-AWAYS			GIVE-AWAYS			Net
		Int	Fum	Total	Int	Fum	Total	
3t)	Buffalo	4	3	7	2	0	2	= +5

WEEK 3 / THROUGH MONDAY, SEPTEMBER 26, 2016

AFC / TEAM/OFFENSE INSIDE THE 20

Rank	Team	Poss	Pts	TD	TD%	FG	Score	Score%
3)	Buffalo	4	24	3	75.0	1	4	100.0

AFC / OPPONENTS/DEFENSE INSIDE THE 20

Rank	Team	Poss	Pts	TD	TD%	FG	Score	Score%
5)	Buffalo	11	47	5	45.5	4	9	81.8

NFL / TEAM/OFFENSE INSIDE THE 20

Rank	Team	Poss	Pts	TD	TD%	FG	Score	Score%
3)	Buffalo	4	24	3	75.0	1	4	100.0

NFL / OPPONENTS/DEFENSE INSIDE THE 20

Rank	Team	Poss	Pts	TD	TD%	FG	Score	Score%
10)	Buffalo	11	47	5	45.5	4	9	81.8

WEEK 3 / THROUGH MONDAY, SEPTEMBER 26, 2016

AFC / OFFENSE/TEAMS: FIRST DOWNS, THIRD DOWNS, FOURTH DOWNS

Rank	Team	FIRST DOWNS				THIRD DOWNS			FOURTH DOWNS		
		Total	Rush	Pass	Pen	Made	Att	Pct	Made	Att	Pct
16)	Buffalo	43	22	19	2	10	36	27.8	3	4	75.0

AFC / DEFENSE/OPPONENTS: FIRST DOWNS, THIRD DOWNS, FOURTH DOWNS

Rank	Team	FIRST DOWNS				THIRD DOWNS			FOURTH DOWNS		
		Total	Rush	Pass	Pen	Made	Att	Pct	Made	Att	Pct
14t)	Buffalo	71	16	46	9	19	43	44.2	0	2	0.0

NFL / OFFENSE/TEAMS: FIRST DOWNS, THIRD DOWNS, FOURTH DOWNS

Rank	Team	FIRST DOWNS				THIRD DOWNS			FOURTH DOWNS		
		Total	Rush	Pass	Pen	Made	Att	Pct	Made	Att	Pct
31t)	Buffalo	43	22	19	2	10	36	27.8	3	4	75.0

NFL / DEFENSE/OPPONENTS: FIRST DOWNS, THIRD DOWNS, FOURTH DOWNS



Rank	Team	FIRST DOWNS				THIRD DOWNS			FOURTH DOWNS		
		Total	Rush	Pass	Pen	Made	Att	Pct	Made	Att	Pct
26t)	Buffalo	71	16	46	9	19	43	44.2	0	2	0.0

#### AFC / FIRST-DOWN PLAYS BY TEAMS

Rank	Team	Yds/Play	Plays	Yards
5)	Buffalo	5.90	67	395

#### AFC / FIRST-DOWN PLAYS BY OPPONENTS

Rank	Team	Yds/Play	Plays	Yards
7)	Buffalo	5.18	96	497

#### NFL / FIRST-DOWN PLAYS BY TEAMS

Rank	Team	Yds/Play	Plays	Yards
9)	Buffalo	5.90	67	395

#### NFL / FIRST-DOWN PLAYS BY OPPONENTS

Rank	Team	Yds/Play	Plays	Yards
13)	Buffalo	5.18	96	497

#### WEEK 3 / THROUGH MONDAY, SEPTEMBER 26, 2016

#### AFC / KICKOFFS (Receiving Team)

Rank	Team	TotKO	AdjKO	TB	TB%	EZ	EZ%	OB	I20	Avg.Start
2)	Buffalo	16	16	7	43.8	10	62.5	0	1	26.1

#### AFC / KICKOFFS (Kicking Team)

11)	Buffalo	16	15	6	40.0	9	56.3	0	5	25.1
-----	---------	----	----	---	------	---	------	---	---	------

Note: Average team drive start DOES NOT include onside kicks or kickoffs at the end of a half unless either kickoff is returned for a touchdown. All other kickoffs (returned kickoffs, fair catches, touchback and kickoffs out of bounds) are included. Kickoffs resulting in the kicking team retaining possession are not included.

ADJ KO: Adjusted kickoffs are used to compute the Avg. Team Drive Start.

I20: The number of drives that start inside (not including) the 20 yd line.

#### WEEK 3 / THROUGH MONDAY, SEPTEMBER 26, 2016

#### NFL / KICKOFFS (Receiving Team)

Rank	Team	TotKO	AdjKO	TB	TB%	EZ	EZ%	OB	I20	Avg.Start
4)	Buffalo	16	16	7	43.8	10	62.5	0	1	26.1

Note: Average opponent drive start DOES NOT include onside kicks or kickoffs at the end of a half unless either kickoff is returned for a touchdown. All other kickoffs (returned kickoffs, fair catches, touchback and kickoffs out of bounds) are included. Kickoffs resulting in the kicking team retaining possession are not included.

ADJ KO: Adjusted kickoffs are used to compute the Avg. Team Drive Start.

I20: The number of drives that start inside (not including) the 20 yd line.

#### WEEK 3 / THROUGH MONDAY, SEPTEMBER 26, 2016

#### NFL / KICKOFFS (Kicking Team)

Rank	Team	TotKO	AdjKO	TB	TB%	EZ	EZ%	OB	I20	Avg.Start
23)	Buffalo	16	15	6	40.0	9	56.3	0	5	25.1

Note: Average team drive start DOES NOT include onside kicks or kickoffs at

the end of a half unless either kickoff is returned for a touchdown. All other kickoffs (returned kickoffs, fair catches, touchback and kickoffs out of bounds) are included. Kickoffs resulting in the kicking team retaining possession are not included.

ADJ KO: Adjusted kickoffs are used to compute the Avg. Team Drive Start.

I20: The number of drives that start inside (not including) the 20 yd line.

### WEEK 3 / THROUGH MONDAY, SEPTEMBER 26, 2016

#### AFC / SINGLE-GAME HIGHS / PLAYERS

**Longest Pass**-- 84, Taylor, Buff. vs. NY-J, 9/15, (to Goodwin, Marquise, td)

**Kickoff Return Yards**-- 125, Tate, Buff. vs. NY-J, 9/15, (5-125, 0 td)

**Kickoff Returns**-- 5, Tate, Buff. vs. NY-J, 9/15, (5-125, 0 td)

#### 100-Yard Receiving Games

112, Goodwin, BUF vs. NYJ 09/15 (2 rec., 1 TD)

### WEEK 3 / THROUGH MONDAY, SEPTEMBER 26, 2016

#### 100-Yard Rushing Games

110, McCoy, BUF vs. ARI 09/25 (17 att., 2 TD)

### WEEK 3 / THROUGH MONDAY, SEPTEMBER 26, 2016

#### AFC / LEADING PASSERS

Taylor, Buf.	77	47	61.0	527	6.84	3	3.9	84t	2	2.6	83.6
--------------	----	----	------	-----	------	---	-----	-----	---	-----	------

#### AFC / LEADING PASSERS, RANKS

			Pct		Avg	Pct		Pct	Rating
Taylor, Buf.	14	14	12	14	9 10t	9	5t	7	9

#### AFC / FOURTH-QUARTER PASSING LEADERS

Rank	Player, Team	Att	Comp	Comp%	Yards	YPA	TD	TD%	Int	Int%	Rating
9)	Taylor, Buf.	19	13	68.4	152	8.00	1	5.3	1	5.3	88.0

#### AFC / THIRD-DOWN PASSING LEADERS

Rank	Player, Team	Att	Comp	Comp%	Yards	YPA	TD	TD%	Int	Int%	Rating
4)	Taylor, Buf.	20	13	65.0	246	12.30	2	10.0	2	10.0	101.3

### WEEK 3 / THROUGH MONDAY, SEPTEMBER 26, 2016

#### AFC / LEADING RUSHERS

Rank	Player, Team	Att	Yards	Avg	Long	TD
7)	McCoy, Buf.	48	227	4.7	24t	3
18)	Taylor, Buf. (QB)	16	112	7.0	49	1
49)	Gillislee, Buf.	3	20	6.7	8	0

#### AFC / LEADERS IN RECEPTIONS

Rank	Player, Team	Rec	Yards	Avg	Long	TD
30t)	Woods, Buf.	11	81	7.4	24	0
30t)	McCoy, Buf. (RB)	11	49	4.5	10	0

#### AFC / RECEIVING YARDAGE LEADERS

Rank	Player, Team	Yards	Rec	Avg	Long	TD
43)	Goodwin, Buf.	118	3	39.3	84t	1

**AFC / THIRD-DOWN RECEIVING LEADERS**

Rank	Player, Team	Rec	Yards	Avg	Long	TD
27t)	Clay, Buf. (TE)	3	46	15.3	33	0
27t)	Woods, Buf.	3	14	4.7	7	0
44t)	Powell, Buf.	2	19	9.5	14	0
44t)	Watkins, Buf.	2	16	8.0	11	0

**AFC / LEADING SCORERS, NONKICKERS**

Rank	Player, Team	TD	Rush	Rec	Ret	X2	Pts
3t)	McCoy, Buf. (RB)	3	3	0	0	0	18

**AFC / LEADING SCORERS, KICKERS**

Rank	Player, Team	PAT	FG	Pct	Long	Pts
11t)	Carpenter, Buf.	8/ 9	3/ 4	.750	45	17

**AFC / TOUCHBACKS ON KICKOFFS**

Rank	Player, Team	TB
15)	Gay, Buf.	5
17t)	Carpenter, Buf.	1

**AFC / MOST YARDS FROM SCRIMMAGE**

		Total			Rushing			Receiving		
Rank	Player, Team	Yards	Att+Rec	Avg	Yards	Att	Avg	Yards	Rec	Avg
12)	McCoy, Buf. (RB)	276	59	4.7	227	48	4.7	49	11	4.5

**AFC / LEADERS IN FIRST DOWNS**

Rank	Player, Team	Rush	Rec	Tot
10t)	McCoy, Buf. (RB)	13	1	14
50t)	Taylor, Buf. (QB)	6	0	6

**AFC / LEADING PUNTERS**

Rank	Player, Team	No	Yards	Lg	Avg	TB	Blk	Dwn	OB	Opp Ret In Net			
										Ret	Yds	20	Avg
14)	Schmidt, Buf.	15	609	50	40.6	1	0	2	5	3	13	5	38.4

**AFC / LEADING PUNTERS, NET AVERAGE**

Rank	Player, Team	No	Yards	Lg	Avg	TB	Blk	Dwn	OB	Opp Ret In Net			
										Ret	Yds	20	Avg
14)	Schmidt, Buf.	15	609	50	40.6	1	0	2	5	3	13	5	38.4

**WEEK 3 / THROUGH MONDAY, SEPTEMBER 26, 2016****AFC / PUNT RETURN LEADERS**

Rank	Player, Team	Ret	FC	Yards	Avg	Long	TD
1)	Tate, Buf.	4	1	68	17.0	31	0

**AFC / KICKOFF RETURN LEADERS**

Rank	Player, Team	Ret	Yards	Avg	Long	TD
3)	Tate, Buf.	6	145	24.2	45	0

**WEEK 3 / THROUGH MONDAY, SEPTEMBER 26, 2016****AFC / LEADERS IN INTERCEPTIONS**

Rank	Player, Team	Int	Yards	Avg	Long	TD
3t)	Gilmore, Buf.	2	48	24.0	34	0
8t)	Graham, Buf.	1	0	0.0	0	0
8t)	White, Buf.	1	0	0.0	0	0

**WEEK 3 / THROUGH MONDAY, SEPTEMBER 26, 2016**



**AFC / LEADERS IN SACKS**

Rank	Player, Team	Sacks
2t)	Alexander, Buf. (LB)	3.0
2t)	Hughes, Buf. (LB)	3.0
21t)	Douzable, Buf. (DT)	1.5
27t)	Graham, Buf. (DB)	1.0
27t)	K. Williams, Buf. (DE)	1.0

**WEEK 3 / THROUGH MONDAY, SEPTEMBER 26, 2016****AFC / FUMBLE RECOVERIES**

Rank	Player, Team	TotRec	OffRec	DefRec
5t)	P. Brown, Buf.	1	0	1
5t)	Manuel, Buf.	1	1	0
5t)	Mills, Buf.	1	1	0
5t)	Robey, Buf.	1	0	1
5t)	Taylor, Buf.	1	1	0
5t)	A. Williams, Buf.	1	0	1

**WEEK 3 / THROUGH MONDAY, SEPTEMBER 26, 2016****AFC / OFFENSIVE FUMBLE RECOVERIES**

Rank	Player, Team	Ret	Yards	Avg	Long	TD
4t)	Manuel, Buf.	1	0	0.0	0	0
4t)	Mills, Buf.	1	0	0.0	0	0
4t)	Taylor, Buf.	1	0	0.0	0	0

**AFC / DEFENSIVE FUMBLE RECOVERIES**

Rank	Player, Team	Ret	Yards	Avg	Long	TD
2t)	A. Williams, Buf.	1	53	53.0	53t	1
2t)	Robey, Buf.	1	36	36.0	36t	1
2t)	P. Brown, Buf.	1	0	0.0	0	0

**NFL / LEADING PASSERS**

Player, Team	Att	Comp	Pct Comp	Yds	Avg Gain	TD	Pct TD	Long	Int	Pct Int	Rating
Taylor, Buf.	77	47	61.0	527	6.84	3	3.9	84t	2	2.6	83.6

**NFL / LEADING PASSERS, RANKS**

Player, Team	Att	Comp	Pct Comp	Yds	Avg Gain	TD	Pct TD	Long	Int	Pct Int	Rating
Taylor, Buf.	28	28	22	28	21	19t	18		13t	17	20

**NFL / FOURTH-QUARTER PASSING LEADERS**

Rank	Player, Team	Att	Comp	Comp%	Yards	YPA	TD	TD%	Int	Int%	Rating
15)	Taylor, Buf.	19	13	68.4	152	8.00	1	5.3	1	5.3	88.0

**NFL / THIRD-DOWN PASSING LEADERS**

Rank	Player, Team	Att	Comp	Comp%	Yards	YPA	TD	TD%	Int	Int%	Rating
10)	Taylor, Buf.	20	13	65.0	246	12.30	2	10.0	2	10.0	101.3

**NFL / LEADING RUSHERS**

Rank	Player, Team	Att	Yards	Avg	Long	TD
10)	McCoy, Buf.	48	227	4.7	24t	3
31)	Taylor, Buf. (QB)	16	112	7.0	49	1

**NFL / LEADING SCORERS, NONKICKERS**

Rank	Player, Team	TD Rush	Rec	Ret	X2	Pts
------	--------------	---------	-----	-----	----	-----

6t)	McCoy, Buf. (RB)	3	3	0	0	0	18
-----	------------------	---	---	---	---	---	----

#### NFL / LEADING SCORERS, KICKERS

Rank	Player, Team	PAT	FG	Pct	Long	Pts
22t)	Carpenter, Buf.	8/ 9	3/ 4	.750	45	17

#### NFL / TOUCHBACKS ON KICKOFFS

Rank	Player, Team	TB
29)	Gay, Buf.	5
35t)	Carpenter, Buf.	1
35t)	Novak, Hou.	1

#### NFL / MOST YARDS FROM SCRIMMAGE

Rank	Player, Team	Total			Rushing			Receiving		
		Yards	Att+Rec	Avg	Yards	Att	Avg	Yards	Rec	Avg
20)	McCoy, Buf. (RB)	276	59	4.7	227	48	4.7	49	11	4.5

#### NFL / LEADERS IN FIRST DOWNS

Rank	Player, Team	Rush	Rec	Tot
17t)	McCoy, Buf. (RB)	13	1	14

#### NFL / LEADING PUNTERS

Rank	Player, Team	No	Yards	Lg	Avg	TB	Blk	Dwn	OB	Opp Ret In Net			
										Ret	Yds	20	Avg
27)	Schmidt, Buf.	15	609	50	40.6	1	0	2	5	3	13	5	38.4

#### NFL / LEADING PUNTERS, NET AVERAGE

Rank	Player, Team	No	Yards	Lg	Avg	TB	Blk	Dwn	OB	Opp Ret In Net			
										Ret	Yds	20	Avg
24)	Schmidt, Buf.	15	609	50	40.6	1	0	2	5	3	13	5	38.4

#### NFL / PUNT RETURN LEADERS

Rank	Player, Team	Ret	FC	Yards	Avg	Long	TD
5)	Tate, Buf.	4	1	68	17.0	31	0

#### NFL / KICKOFF RETURN LEADERS

Rank	Player, Team	Ret	Yards	Avg	Long	TD
5)	Tate, Buf.	6	145	24.2	45	0

#### WEEK 3 / THROUGH MONDAY, SEPTEMBER 26, 2016

#### NFL / LEADERS IN INTERCEPTIONS

Rank	Player, Team	Int	Yards	Avg	Long	TD
3t)	Gilmore, Buf.	2	48	24.0	34	0
12t)	Graham, Buf.	1	0	0.0	0	0
12t)	White, Buf.	1	0	0.0	0	0

#### NFL / LEADERS IN SACKS

Rank	Player, Team	Sacks
5t)	Alexander, Buf. (LB)	3.0
5t)	Hughes, Buf. (LB)	3.0
37t)	Douzable, Buf. (DT)	1.5

#### NFL / OFFENSIVE FUMBLE RECOVERIES

Rank	Player, Team	Ret	Yards	Avg	Long	TD
7t)	Manuel, Buf.	1	0	0.0	0	0
7t)	Mills, Buf.	1	0	0.0	0	0
7t)	Taylor, Buf.	1	0	0.0	0	0

# NFL / DEFENSIVE FUMBLE RECOVERIES

Rank	Player, Team	Ret	Yards	Avg	Long	TD
4t)	A. Williams, Buf.	1	53	53.0	53t	1
4t)	Robey, Buf.	1	36	36.0	36t	1
4t)	P. Brown, Buf.	1	0	0.0	0	0

Team/Offense Rank (Within League)

BUF	
30	TYds/G
21	TYds/P
9	RYds/G
5	RshAvg
32	PsYd/G
26	PasAvg
17	%HdInt
28	Sac/PP
31t	1D/Gm
32	3D Eff
6t	4D Eff
5	PR Avg
21t	KR Avg
28	GPntAv
24	NPntAv
15	Pts/Gm
21t	FG%

Opponent/Defense Rank (Within League)

BUF	
23	TYds/G
15	TYds/P
14t	RYds/G
5	RshAvg
22	PsYd/G
18	PasAvg
7	%HdInt
9	Sac/PP
26t	1D/Gm
25	3D Eff
3t	4D Eff
4	PR Avg
15	KR Avg
1	GPntAv
2	NPntAv
17	Pts/Gm
24t	FG%

# BILLS POST-GAME NOTES

Sun., Sept. 25, 2016  
Bills (1-2) vs. Cardinals (1-2)



3 3



1 8

**BILLS GET BACK ON TRACK** – With today's win, Buffalo has been victorious in 5 of its last 6 home games ... the Bills have also won 6 of their last 7 games in the series against Arizona and have won all 4 games played in New Era Field (only home loss in series occurred in 1971 at War Memorial Stadium) ... Buffalo is now 7-4 in all-time regular season series vs. Arizona; the 7 wins are the 3<sup>rd</sup> most against an NFC foe (8 wins vs. both Washington & Green Bay) ... The Bills' 5 sacks today are the most by the club since recording 7 vs. N.Y.J., 11/24/14 ... 5 takeaways (4 INT & 1 FR) are most by Bills since 6 (4 INT, 2 FR) at N.Y.J., 10/26/14 (which was also last game with 4 INT) ... Bills 208 rushing yds. are their most since 236 vs. Dal., 12/27/15; Buffalo has gained 200+ ground yds. in 3 of last 6 games (also had 240 at Was., 12/20/15) ... Buffalo had 4 interceptions in the 4<sup>th</sup> qtr. to help seal the victory ... since 1991, this is the 8<sup>th</sup> time in the NFL that a team had 4 pickoffs in a 4<sup>th</sup> quarter, and the first since Den. vs. Was., 10/27/13.

## 25 LeSEAN McCOY

## RB, 8<sup>TH</sup> YEAR (2<sup>ND</sup> WITH BILLS), PITTSBURGH

RUSHING	ATT	YDS	TD	
Today	17	110	2	Scored <u>2 rushing TDs</u> , on 24-yd. rush in 1 <sup>st</sup> qtr. to give Bills 10-0 lead and on 5-yd. carry in 2 <sup>nd</sup> qtr. to raise lead to 17-0 ... 12 <sup>th</sup> career game with 2+ TDs, first since 12/22/13 with Phi. vs. Chi. (also with 2 TDs via rush) ... first multi-TD game by Bill since Sammy Watkins (2 rec.) at Was., 12/20/15 and first at home since Karlos Williams (2 rushing) vs. Mia., 11/8/15
Season	48	227	3	
Career	1,712	7,914	50	
With Bills	251	1,122	6	
RECEIVING	REC	YDS	TD	
Today	3	6	0	Has scored 62 overall TDs in NFL career, 50 via rush, 12 via rec. ... Is one of 3 active NFL players with 50+ rush TDs and 10+ rec. TDs, along with Frank Gore (70 rush, 13 rec., playing 4:25 today for Ind. vs. S.D.) and Arian Foster (54 rush, 14 rec., incl. x today for Mia. vs. Cle.)
Season	11	49	0	Is one of 151 players in NFL history with 62+ TDs, but is <u>one of only 3 active players with 60+ career TDs along with 7,500 rushing yds. and 2,500 rec. yds.</u> , along with Frank Gore (84 TD, 12,143 rush yds., 3,188 rec. yds., playing 4:25 today for Ind. vs. S.D.) and Matt Forte (67 TD, 8,798 rush yds., 4,184 rec. yds., playing 4:25 today for N.Y.J. at K.C.)
Career	343	2,623	12	
With Bills	43	341	2	

## 23 AARON WILLIAMS

## S, 6<sup>TH</sup> YEAR, TEXAS

SACKS	INT	FF	FR	
Today	0.0	0	0	1
Season	0.0	0	0	1
Career	0.0	7	2	1
<b>BILLS RECORD BOOK</b>				
<b>LONGEST FUMBLE RETURN FOR TOUCHDOWN</b>				
87	Dave Kilson	9/25/83	vs. Houston	
74	Da'Norris Searcy	9/8/13	vs. New England	
68	Terrence McGee	11/12/06	at Indianapolis	
61	Don Wilson	12/15/85	at Pittsburgh	
59	Gabe Northern	10/4/99	at Miami	
56	Mark Kelso	11/15/87	at Cleveland	
53	Aaron Williams	9/25/16	vs. Arizona	
49	Nate Odomes	10/7/90	vs. L.A. Raiders	
46	Lucius Sanford	10/14/84	at Seattle	
42	Dave Washington	11/17/74	at Miami	

Scored 1<sup>st</sup> career TD on 53-yd. fumble return in 3<sup>rd</sup> qtr. ... fumble return TD is 2<sup>nd</sup> this season by Bills; Nickell Robey-Coleman also had 36-yd. fumble return TD last week vs. N.Y.J. ... 8<sup>th</sup> time Bills have had 2+ fumble return TDs in one season, but this marks only 2<sup>nd</sup> time in team history to score by that method in back-to-back games (also in games 13 & 14, 1987 – Bruce Smith in end zone at Ind., 12/13 and 14-yd. return by Sean McNanie vs. N.E., 12/20)

52<sup>nd</sup> FR TD in team history; Bills are now 29-23 with FR score

53-yd. return is 7<sup>th</sup> longest in team history (see list, left)

Fumble recovery, which came off a bad snap on a FG att., was first of career





33



18

Sept. 25, 2016 – Page 2

## 5 TYROD TAYLOR

## QB, 6TH YEAR (2ND WITH BILLS), VIRGINIA TECH

PASSING	ATT	COM	YDS	PCT	TD	INT
Today	25	14	119	56.0	0	1
Season	77	47	527	61.0	3	2
Career	492	308	3,761	62.6	23	10
With Bills	457	289	3,562	63.2	23	8

RUSHING	ATT	YDS	TD
Today	9	76	1
Season	16	112	1
Career	148	816	6
With Bills	130	680	5

## BILLS RECORD BOOK

## MOST RUSHING YDS., QUARTERBACK, GAME

- 79 Tyrod Taylor, 12/20/15 at Washington
- 76 Tyrod Taylor, 10/11/15 at Tennessee
- Tyrod Taylor, 9/25/16 vs. Arizona
- 74 Gary Marangi, 10/24/76 vs. New England
- Ryan Fitzpatrick, 10/3/10 vs. N.Y. Jets
- 67 Doug Flutie, 9/19/99 vs. N.Y. Jets
- Rob Johnson, 10/28/01 at San Diego
- Tyrod Taylor, 12/27/15 vs. Dallas
- 65 M.C. Reynolds, 9/30/61 vs. San Diego
- 63 Rob Johnson, 9/23/01 at Indianapolis

## BILLS RECORD BOOK

HIGHEST PASSER RATING, CAREER  
(min. 250 att.)

- 96.7 Tyrod Taylor, 2015-16
- 87.8 Kyle Orton, 2014
- 85.5 Rob Johnson, 1998-2001
- 84.4 Jim Kelly, 1986-96
- 81.9 Frank Reich, 1985-94

## BILLS RECORD BOOK

HIGHEST COMPLETION PCT., CAREER  
(min. 250 att.)

- 64.21% Kyle Orton, 2014 (287-447)
- 63.24% Tyrod Taylor, 2015 (289-457)
- 60.93% Trent Edwards, 2007-10 (535-878)
- 60.48% Rob Johnson, 1998-2001 (401-663)
- 60.13% Jim Kelly, 1986-96 (2,874-4,780)

Official W-L record as NFL starting QB is now 8-8 (was not credited with start when he lined up at WR to begin 2015 opener vs. Ind.)

20-yd. TD rush in 3rd qtr. gave Bills 23-7 lead ... 6th career TD rush, 5th with Bills ... 5th Bills QB with 5+ rushing TDs in career, joining Jack Kemp (25), Joe Ferguson (10), Daryle Lamonia (8), and Jim Kelly (7)

76 rushing yds. today tie as 2nd most ever by Bills QB in single game (see list, left) ... Taylor owns 4 of top 10 single-game rushing outputs by Buffalo QB ... 12th time as Bill with 20+ rushing yds. in game, 2nd in row (had 25 last week vs. N.Y.J.) ... 12 games with 20+ rush yds. rank 7th by QB on Bills all-time list, behind Doug Flutie (24), Jim Kelly (17), Joe Ferguson (16), Jack Kemp (15), Rob Johnson (15), and Ryan Fitzpatrick (15)

Career-long 49-yd. rush in 1st qtr. helped set up FG for game's first points ... rush is also longest ever by Bills QB, exceeding 41-yd. gain by Joe Ferguson, 10/23/77 vs. Cle.

Career passer rating of 96.7 with Bills remains club record (min. 250 att.), ahead of 87.8 by Kyle Orton (see list, left)

Did not throw TD pass for only 5th time in 17 career starts

Completed 56.0% of pass att. today, reducing career completion rate with Bills to 63.24% ... figure ranks 2nd on club chart (min. 250 att.), behind 64.21% by Kyle Orton (see list, left)

Has averaged 7.79 yds. per att. as Bill, maintaining club career record (min. 250 att.) (2nd highest: 7.42 by Jim Kelly (4,780-35,467))

Interception rate of 1.75% with Bills remains club career record (min. 250 att.), ahead of 2.24% by Kyle Orton (447-10)

3-of-6 for 47 yds. on 3 TD drives ... 3-of-3 for 16 yds. on Bills' 2 FG drives

## 10 ROBERT WOODS

## WR, 4TH YEAR, USC

RECEIVING	NO	YDS	TD
Today	6	51	0
Season	11	81	0
Career	163	1,919	11

## BILLS RECORD BOOK

## MOST REC., FIRST 4 PRO SEASONS

- 233 Lee Evans, 2004-07 (46/48/84/55)
- 232 Peerless Price, 1999-2002 (31/52/55/94)
- 229 Andre Reed, 1985-88 (48/53/57/71)
- 189 Thurman Thomas, 1988-92 (18/60/49/62)
- 186 Jerry Butler, 1979-82 (48/57/55/26)
- 181 Eric Moulds, 1996-99 (20/29/67/65)
- 170 Stevie Johnson, 2008-12 (10/2/82/76)
- 163 Robert Woods, 2013-16 (40/65/47/11)
- 162 Joe Cribbs, 1980-83 (52/40/13/57)
- 159 Elbert Dubenion, 1960-63 (42/31/33/53)

6 rec. are most since career-high 9 at Jax. (London), 10/25/15 ... has rec. in 46 of 47 career games ... only game held without rec. was 11/8/15 vs. Mia.

163 rec. in first 4 pro seasons now ranks 8th on club all-time chart (see list, left)

51 rec. yds. are most since 106 at Phi., 12/13/15

1 rec. today resulted in a first down ... 90 of 163 career NFL rec. (55.2%) have moved the chains, as have 49 of his last 87 (56.3%)

## 24 STEPHON GILMORE

## CB, 5TH YEAR, SOUTH CAROLINA

SACKS	INT	FF	FR
Today	0.0	2	0
Season	0.0	2	0
Career	0.0	11	4

Recorded 2 interceptions for 1st career multi-INT game ... first Bill with multi-INT game since Preston Brown at Mia., 9/27/15 ... first Bills DB with multi-INT game since Bacarri Rambo vs. G.B., 12/14/14 (also last multi-INT performance by Bill at home)

Now has 11 INTs in career, becoming 27th Bill with 10+ career INTs

Has at least 2 INTs in each of last 4 seasons (2 in 2013, 3 in 2014, 3 in 2015)

4 of 11 career INTs have occurred in home games

Bills scored FG on drive after first INT, then punted after 2nd ... club has scored points on 3 of 11 career INTs (3 FG), with one other enabling Bills to run out clock

Bills are 5-5 with Gilmore INT

ARIZONA K CHANDLER CATANZARO – Connected on 60-yd. FG in 4th qtr., the 2nd longest ever against the Bills ... only Jay Feely, who hit on a 61-yarder at Ari. 10/14/12, has kicked a longer FG vs. Bills.



33



18

Sept. 25, 2016 – Page 3

## 57 LORENZO ALEXANDER

LB, 10<sup>TH</sup> YEAR (1<sup>ST</sup> WITH BILLS), CALIFORNIA

	SACKS	INT	FF	FR
Today	1.5	0	1	0
Season	3.0	0	2	0
Career	12.0	0	4*	2*

\* –not incl. 1 FF &amp; 1 FR on spec. teams

- Recorded 1.5 sacks for 2<sup>nd</sup> career multi-sack game (first came with Was. vs. Min., 1.5 sacks on 10/14/12) ... now has 12.0 takedowns in career and team-high-tying 3.0 this season ... along with shared sack in season opener at Bal. and strip-sack last week vs. N.Y.J., has participated in takedown in 3 straight games, continuing 2<sup>nd</sup> streak of NFL career ... other streak occurred with Was. in games 13-14, 2009 (12/13 at Oak. & 12/21 vs. N.Y.G.) ... first Bill with 3-game sack streak since Mario Williams' 3-game streak in games 14-16, 2014
- 3<sup>rd</sup> Bill, since sacks became official statistic in 1982, to participate in sack in first 3 games of season, joining Chidi Ahanotu in 2002 and Chris Kelsay in 2006
- Along with 1.0 sacks by Kyle Williams (both on shared sacks), Bills have 2<sup>nd</sup> tandem with multi-sack performances in 3 games this season (on Kickoff Weekend at Bal., Jerry Hughes had 2.0 and Leger Douzable had 1.5)
- Alexander's teams are 6-6 when he participates in sack (5-3 with Was., 0-1 with Ari., 1-2 with Bills) and 2-0 with a multi-sack performance (1-0 with Was., 1-0 with Bills)
- Forced fumble on 4<sup>th</sup> qtr. shared sack ... 4<sup>th</sup> FF of career on defense and 2<sup>nd</sup> this season (had one on strip-sack last week vs. N.Y.J.) ... first FF streak of career, and first time with multiple defensive FFs in season (had 1 on defense & one on special teams with Was. in 2010) ... first Bill with FF streak since Nigel Bradham in games 8-9, 2014

## 20 COREY GRAHAM

S, 10<sup>TH</sup> YEAR (3<sup>RD</sup> WITH BILLS), NEW HAMPSHIRE

	SACKS	INT	FF	FR
Today	1.0	1	0	0
Season	1.0	1	0	0
Career	3.0	15	2	3
With Bills	2.0	5	0	2

- Recorded 3<sup>rd</sup> career sack in 4<sup>th</sup> qtr. ... first sack since 10/4/15 vs. N.Y.G.
- Interception in 4<sup>th</sup> qtr. is 15<sup>th</sup> of career, first since 11/12/15 at N.Y.J. ... 6 of 15 career INTs have occurred in 4<sup>th</sup> qtr.
- Bills were pinned in end zone for safety after takeaway ... 9 of his 15 INTs have been converted into points for his team (5 TD, 4 FG)
- Graham's teams are 8-6 with INT (1-0 with 2)

## 30 COREY WHITE

CB, 5<sup>TH</sup> YEAR (1<sup>ST</sup> WITH BILLS), SAMFORD

	SACKS	INT	FF	FR
Today	0.0	1	0	0
Season	0.0	1	0	0
Career	1.0	5	1	2

- Interception on Cardinals' final drive is 5<sup>th</sup> of NFL career, first since 10/30/14 with N.O. at Car. ... each of previous 4 INTs came with Saints
- White's teams are 5-0 when he records INT

## 95 KYLE WILLIAMS

DT, 11<sup>TH</sup> YEAR, LSU

	SACKS	INT	FF	FR
Today	1.0	0	0	0
Season	1.0	0	0	0
Career	36.5	1	3	4

BILLS RECORD BOOK  
MOST SACKS, CAREER

171.0	Bruce Smith	1985-99
78.0	Aaron Schobel	2001-09
61.5	Phil Hansen	1991-2001
52.5	Cornelius Bennett	1987-95
45.5	Ben Williams	1976-85 (unofficial)
43.0	Mario Williams	2012-15
38.5	Darryl Talley	1983-94
37.0	Sherman White	1976-83 (unofficial)
36.5	Kyle Williams	2006-15
33.0	Bryce Paup	1995-97

- Shared two sacks, one each in 1<sup>st</sup> & 4<sup>th</sup> qtrs. ... increased career total to 36.5 and remains 9<sup>th</sup> on Bills all-time sack chart (see list, left)
- 36.5 sacks are most ever by Bills DT
- Multi-sack performance is 10<sup>th</sup> of career, first since 10/26/14 at N.Y.J. (had 2.0 in that game)
- Today's takedowns came on 1<sup>st</sup> & 3<sup>rd</sup> down plays ... of 42 career sacks in which he has participated (31 whole, 11 shared), 12 have come on 1<sup>st</sup> down and 18 on 3<sup>rd</sup> down
- Today marked first sacks against Arizona and first against QB Carson Palmer ... Palmer is 22<sup>nd</sup> different NFL QB sacked by Williams ... has sacks against 14 different NFL teams
- Bills are 17-15 with Williams sack, 6-4 when he participates in two
- Along with 1.5 sacks by Lorenzo Alexander, Bills have 2<sup>nd</sup> tandem with multi-sack performances in 3 games this season (on Kickoff Weekend at Bal., Jerry Hughes had 2.0 and Leger Douzable had 1.5)
- Has played in 139 regular season game with Bills, 29<sup>th</sup> on club all-time list ... needs 3 games to tie #28 Mike Stratton (142)

## 55 JERRY HUGHES

DE, 7<sup>TH</sup> YEAR (4<sup>TH</sup> WITH BILLS), TEXAS CHRISTIAN

	SACKS	INT	FF	FR
Tonight	1.0	0	0	0
Season	3.0	0	0	0
Career	33.0	0	7	2
With Bills	28.0	0	7	2

- Recorded sack in 4<sup>th</sup> qtr. .... Now has 33.0 takedowns in career ... has sacks in 4 of last 8 games and in 2 of 3 games this season (had 2 sacks in opener at Bal.)
- Sack was his first against Arizona and QB Carson Palmer ... now has takedowns against 21 different QBs and 16 NFL teams
- Hughes' teams are 13-13 (Bills are 10-11) when he participates in sack (4-5 with 2, all with Bills)

## 53 ZACH BROWN

LB, 5<sup>TH</sup> YEAR (1<sup>ST</sup> WITH BILLS), NORTH CAROLINA

	SACKS	INT	FF	FR
Today	0.0	0	0	0
Season	0.0	0	0	0
Career	10.0	6	2	3

- 12 total tackles ... 7<sup>th</sup> time in NFL career with 10+ tackles, 2<sup>nd</sup> in row (had career-high 14 last week vs. N.Y.J.) ... first time in career with consecutive 10-tackle performances ... 2<sup>nd</sup> time in career with multiple 10-tackle games in one season (had 3 with Ten. in 2012)
- First Bill with 10-tackle streak since Corey Graham's 3-game streak in games 3-5, 2015 (12 at Mia. 9/27, 13 vs. N.Y.G. 10/4, and 10 at Ten. 10/11) ... first Bills LB with streak since Preston Brown in games 2-3, 2014 (13 vs. Mia. 9/14 and 11 vs. S.D. 9/21)



33



18

Sept. 25, 2016 – Page 4

**2 DAN CARPENTER****K, 9<sup>TH</sup> YEAR (4<sup>TH</sup> WITH BILLS), MONTANA**

SCORING	XP-ATT	FG-ATT	PTS
Today	3-4	2-2	9
Season	8-9	3-4	17
Career	259-268	220-259	919
With Bills	105-113	93-105	384

**BILLS RECORD BOOK****MOST CONSECUTIVE GAMES SCORING**

92	Scott Norwood,
	9/7/86 vs. N.Y.J.-12/22/91 vs. Det.
60	Steve Christie,
	11/21/93 vs. Ind.-10/5/97 vs. Det.
56	Rian Lindell,
	9/14/09 at N.E.- 12/30/12 vs. N.Y.J.
54	Steve Christie,
	10/20/97 at Ind.-11/26/00 at T.B.
52	Rian Lindell,
	11/21/04 vs. St.L.-12/9/07 vs. Mia.
51	Dan Carpenter,
	9/8/13 vs. N.E.- 9/25/16 vs. Ari.

**BILLS RECORD BOOK****MOST POINTS, CAREER**

1,011	Steve Christie K 1992-2000
980	Rian Lindell K 2003-12
670	Scott Norwood K 1985-91
522	Thurman Thomas RB 1988-99
	Andre Reed WR 1985-99
420	O.J. Simpson RB 1969-77
384	Dan Carpenter K 2013-15
369	John Leypoldt K 1971-76
298	Eric Moulds WR 1996-2005
260	Lee Evans WR 2004-10

9 pts. today ... Raised career point total to 919 ... now ranks 69<sup>th</sup> on NFL all-time scoring chart ... today moved past Chip Lohmiller (913), and Doug Brien (915) ... within 15 pts. or fewer of #68 Lawrence Tynes (927) and #67 Fuad Reveiz (931)

Has scored in all 51 games played with Bills ... streak is 6<sup>th</sup> longest in team history (see list, left)

Personal point streak extended to 85 games (scored in last 34 games with Mia., 2010-12)

384 pts. in Bills career remains 7<sup>th</sup> on club all-time list (see list, left) ... 36 behind #6 O.J. Simpson (420)

2-2 on FG today (successful from 19 & 45 yds.) ... 220 FG in NFL now tied for 51<sup>st</sup> on league all-time FG list ... today broke tie with Nick Folk (218, playing 4:25 today for N.Y.J. at K.C.), moved past Bruce Gossett (219), and tied Mike Nugent (220, incl. 1 today for Cin. vs. Den.) ... within 5 or fewer of #50 Ray Wersching (222) and #49 Greg Davis (224)

93 FGs with Bills remain 4<sup>th</sup> on team all-time FG list, 40 behind #3 Scott Norwood (133)

Bills all-time FG accuracy leader (min. 50 att.) with success rate of 88.57% (93 of 105), ahead of #2 Rian Lindell (83.33%, 225 of 270)

3-4 on PAT kicks today ... 105 PAT kicks with Bills remain 5<sup>th</sup> on club all-time chart ... 42 behind #4 John Leypoldt (147)

**15 BRANDON TATE****WR, 8<sup>TH</sup> YEAR (1<sup>ST</sup> WITH BILLS), NORTH CAROLINA**

PUNT RET.	NO	YDS	AVG	TD
Today	2	39	19.5	0
Season	4	68	17.0	0
Career	158	1,483	9.4	1

KICKOFF RET.	NO	YDS	AVG	TD
Today	1	20	20.0	0
Season	6	145	24.2	0
Career	196	4,825	24.6	2

Returned 2 punts for 39 yds. ... has PR in 63 of last 83 NFL games

31-yd. punt ret. at end of 1<sup>st</sup> qtr. was longest since 49-yd. return with Cin. vs. Den., 12/22/14 ... longest PR by Bill since 75-yd. TD by Marcus Thigpen, 12/14/14 vs. G.B.

Has 158 PR in NFL career ... Needs 42 to become 41<sup>st</sup> player in league history with 200+

Has 1,483 PR yds. in NFL career ... Needs 517 to become 38<sup>th</sup> player in league history with 2,000+

1 kickoff ret., 20 yds. ... Has KOR in 79 of 101 career NFL games

Has 196 KOR in NFL career ... Needs 4 to become 39<sup>th</sup> player in league history with 200+ ... ranks 4<sup>th</sup> among active players on KOR list, trailing Darren Sproles (331), Ted Ginn Jr. (291, incl. 2 today for Car. vs. Min.), and Devin Hester (280, none today for Bal. at Jax.)

Has 4,825 KOR yds. in NFL career ... Needs 175 to become 31<sup>st</sup> player in league history with 5,000+ ... ranks 4<sup>th</sup> among active players on KOR yardage list, trailing Darren Sproles (8,350), Devin Hester (6,984, none today for Bal. at Jax.), and Ted Ginn Jr. (6,634, incl. 44 today for Car. vs. Min.)

Has had 20+ yd. KOR in last 8 games in which he has returned a kickoff

**19 WALTER POWELL****WR, 2<sup>ND</sup> YEAR (1<sup>ST</sup> WITH BILLS), MURRAY STATE**

RECEIVING	NO	YDS	TD
Today	3	28	0
Season	3	28	0
Career	3	28	0

Recorded first receptions of 8-game NFL career

**84 NICK O'LEARY****TE, 1<sup>ST</sup> YEAR, FLORIDA STATE**

RECEIVING	NO	YDS	TD
Today	1	28	0
Season	1	28	0
Career	2	65	0

Recorded 2<sup>nd</sup> reception of NFL career, a 28-yd. gain in 4<sup>th</sup> qtr.

Both career catches have covered over 25 yds.; previous NFL reception was 37-yd. gain, 12/20/15 at Was.

**88 MARQUISE GOODWIN****WR, 4<sup>TH</sup> YEAR, TEXAS**

RECEIVING	NO	YDS	TD
Today	1	6	0
Season	3	118	1
Career	23	467	4

Had 1 rec. today ... along with 2 rec. last week vs. N.Y.J., has 2<sup>nd</sup> rec. streak of career ... first streak, a 4-gamer, occurred as rookie in games 8-11, 2013

Today's rec. resulted in first down ... 19 of 23 career rec. (82.6%) have moved the chains

**31 JONATHAN WILLIAMS****RB, ROOKIE, ARKANSAS**

RUSHING	ATT	YDS	TD
Today	3	2	0
Season/Career	3	2	0

Made NFL debut today and had 3 att. for 2 yds. late in 4<sup>th</sup> qtr.



33



18

Sept. 25, 2016 – Page 5

**35 MIKE GILLISLEE****RB, 3<sup>RD</sup> YEAR (2<sup>ND</sup> WITH BILLS), FLORIDA**

RUSHING	ATT	YDS	TD
Today	3	20	0
Season	3	20	0
Career	56	308	3
With Bills	50	287	3

Had first rushing attempts of season  
 7<sup>th</sup> career game with rush att., first since recording career-high 24 att. for 28 yds. vs. N.Y.J., 1/3/16

**6 COLTON SCHMIDT****P, 3<sup>RD</sup> YEAR, CALIFORNIA-DAVIS**

PUNTING	NO	YDS	AVG
Today	5	178	35.6
Season	15	609	40.6
Career	183	8,098	44.3

**BILLS RECORD BOOK**  
**HIGHEST PUNTING AVERAGE, CAREER**  
**(min. 100 punts)**

44.73	Shawn Powell	2012-13	(100-4,473)
44.25	Colton Schmidt	2014-15	(183-8,098)
43.74	Brian Moorman	2001-13	(923-40,370)
42.12	Paul Maguire	1964-70	(552-23,249)
41.74	Marv Bateman	1974-77	(262-10,937)

Averaged 35.6 yds. per punt today, reducing career average to 44.25 ... figure remains 2<sup>nd</sup> on club all-time average chart (see list, left)  
 183 career punts now tied for 8<sup>th</sup> on Bills all-time list ... today tied Rusty Jackson (183) ... 70 behind #7 Spike Jones (253)  
 1 punt today gave Cardinals ball inside 20 ... Has at least one "in-the-20" in 28 of 35 games of NFL career  
 58 of 183 career punts (31.7%) have pinned opponent inside their 20 ... remains 6<sup>th</sup> on Bills career list for inside-the-20s, 7 behind #5 Greg Cater (65)  
 Longest punt today covered 45 yds. ... Only 11<sup>th</sup> time in 35-game NFL career without 50+ yd. punt in game ... also was held without 50-yd. punt last week vs. N.Y.J., marking 3<sup>rd</sup> time in career with back-to-back games without 50-yd. kick (other streaks occurred in games 13-14, 2014 and games 14-15, 2015)

**42 JEROME FELTON****FB, 9<sup>TH</sup> YEAR (2<sup>ND</sup> WITH BILLS), FURMAN**

KICKOFF RET.	NO	YDS	AVG
Today	2	18	9.0
Season	2	18	9.0
Career	12	156	13.0

Had 2 kickoff returns today ... First KORs since 5-yd. return at Phi., 12/13/15

**56 LERENTEE McCRAY****LB, 4<sup>TH</sup> YEAR (1<sup>ST</sup> WITH BILLS), FLORIDA**

	SACKS	INT	FF	FR
Today	0.5	0	0	0
Season	0.5	0	0	0
Career	2.0	0	1	0

Shared sack with Kyle Williams in 1<sup>st</sup> qtr. ... takedown raises career total to 2.0 ... first participation in sack since 10/18/15 with Den. at Cle.  
 McCray's teams are 3-0 when he participates in sack

**85 CHARLES CLAY****TE, 6<sup>TH</sup> YEAR (2<sup>ND</sup> WITH BILLS), TULSA**

RECEIVING	REC	YDS	TD
Today	0	0	0
Season	7	67	0
Career	219	2,404	17
With Bills	58	595	3

Held without rec. today, ending rec. streak at career-long 49 games ... last game without a rec. was 11/15/12 with Mia. at Buf.  
 Also had 16-game rec. streak as Bill snapped, which had been longest active streak on team

**BILLS PINNED FOR SAFETY** – Arizona scored a safety after the Bills took possession on their own 1-yd. line after a 4<sup>th</sup> qtr. INT ... LeSean McCoy was pinned in the end zone by Corey Peters, giving the Cardinals the first safety to be scored against the Bills since Buffalo incurred a penalty in the end zone at Mia., 11/13/14 ... the safety was the first scored against the Bills at home since Buffalo incurred a penalty in the end zone vs. S.D., 9/21/14 ... the last safety allowed by Buffalo which involved being tackled in the end zone occurred 10/25/09 at Car., when Hollis Thomas tackled Fred Jackson, and the last time such a safety occurred in a home game since Anthony Cook of the Houston Oilers sacked Todd Collins, 12/24/95.





# LAST WEEK

Flip Card and Gamebook

## **Regular Season Game #3**

**Buffalo Bills vs. Arizona Cardinals**  
**Sunday, September 25, 2016**

BILLS

NO	NAME	POS
2	Dan Carpenter	.....K
3	EJ Manuel	.....QB
4	Jordan Gay	.....K
5	Tyrod Taylor	.....QB
6	Colton Schmidt	.....P
7	Cardale Jones	.....QB
10	Robert Woods	.....WR
11	Greg Salas	.....WR
14	Sammy Watkins	.....WR
15	Brandon Tate	.....WR
19	Walter Powell	.....WR
20	Corey Graham	.....S
21	Nickell Robey-Coleman	.....CB
22	Reggie Bush	.....RB
23	Aaron Williams	.....S
24	Stephon Gilmore	.....CB
25	LeSean McCoy	.....RB
26	Robert Blanton	.....S
27	Duke Williams	.....S
28	Ronald Darby	.....CB
29	Kevon Seymour	.....CB
30	Corey White	.....CB
31	Jonathan Williams	.....RB
33	Colt Anderson	.....S
35	Mike Gillislee	.....RB
36	Jonathan Meeks	.....S
42	Jerome Felton	.....FB
50	Ramon Humber	.....LB
51	Brandon Spikes	.....LB
52	Preston Brown	.....LB
53	Zach Brown	.....LB
55	Jerry Hughes	.....LB
56	Lerentee McCray	.....LB
57	Lorenzo Alexander	.....LB
61	Gabe Ikard	.....G
64	Richie Incognito	.....G
65	Garrison Sanborn	.....LS
67	Patrick Lewis	.....C
70	Eric Wood	.....C
71	Cyrus Kouandjio	.....T
72	Ryan Groy	.....G
76	John Miller	.....G
77	Cordy Glenn	.....T
79	Jordan Mills	.....T
82	Jim Dray	.....TE
84	Nick O'Leary	.....TE
85	Charles Clay	.....TE
88	Marquise Goodwin	.....WR
91	Leger Douzable	.....DE
92	Adolphus Washington	.....DT
94	Jerel Worthly	.....DE
95	Kyle Williams	.....DT
97	Corbin Bryant	.....DT

PRONUNCIATIONS

Douzable, Leger ..... Leh-je' DOO-zah-bull  
Gillislee, Mike ..... gil-is-LEE  
Gilmore, Stephon ..... steph-AHN  
Kouandjio, Cyrus ..... KWAN-jo  
McCray, Lerentee ..... Luh-RENT-ey  
Seymour, Kevon ..... KEY-von  
Worthy, Jerel ..... juh-RELL



BILLS OFFENSE

WR	14	Sammy Watkins	88	Marquise Goodwin	19	Walter Powell
LT	77	Cordy Glenn	71	Cyrus Kouandjio		
LG	64	Richie Incognito	61	Gabe Ikard		
C	70	Eric Wood	67	Patrick Lewis		
RG	76	John Miller	72	Ryan Groy		
RT	79	Jordan Mills				
TE	85	Charles Clay	82	Jim Dray	84	Nick O'Leary
QB	5	Tyrod Taylor	3	EJ Manuel	7	Cardale Jones
FB	42	Jerome Felton				
RB	25	LeSean McCoy	35	Mike Gillislee	22	Reggie Bush
WR	10	Robert Woods	11	Greg Salas	15	Brandon Tate

31 Jonathan Williams

CARDINALS DEFENSE

DT	93	Calais Campbell	90	Robert Nkemdiche	91	Ed Stinson
NT	98	Corey Peters	94	Xavier Williams	72	Olsen Pierre
DT	92	Frostee Rucker	95	Rodney Gunter	97	Josh Mauro
SAM	55	Chandler Jones	57	Alex Okafor		
\$LB	20	Deone Bucannon	50	Gabe Martin		
ILB	51	Kevin Minter	59	Alani Fua		
WILL	44	Markus Golden	96	Kareem Martin		
LCB	21	Patrick Peterson	41	Marcus Cooper	29	Tharold Simon
RCB	26	Brandon Williams	28	Justin Bethel	25	Marqui Christian
SS	22	Tony Jefferson	27	Tyvon Branch		
FS	32	Tyrann Mathieu	36	D.J. Swearinger		

BILLS SPECIALISTS

K	2	Dan Carpenter		
KO	4	Jordan Gay	2	Dan Carpenter
P	6	Colton Schmidt		
KOR	15	Brandon Tate	22	Reggie Bush
PR	15	Brandon Tate	22	Reggie Bush
LS	65	Garrison Sanborn		
H	6	Colton Schmidt		

Rookie players are underlined.  
Injured players are in italics.

TODAY'S OFFICIALS

Referee - Walt Anderson (66), Umpire - Butch Hannah (40), Head Linesman - Jerod Phillips (6), Line Judge - Byron Boston (18), Field Judge - John Jenkins (117), Side Judge - Laird Hayes 125),  
Back Judge - Greg Wilson (119), Replay Official - Billy Smith

BUFFALO BILLS vs. ARIZONA CARDINALS

Sunday, September 25, 2016 - 1:00 PM

New Era Field, Orchard Park, New York



BILLS DEFENSE

DT	95	Kyle Williams	94	Jerel Worthly
NT	97	Corbin Bryant		
DE	92	Adolphus Washington	91	Leger Douzable
OLB	55	Jerry Hughes	56	Lerentee McCray
WILL	53	Zach Brown	50	Ramon Humber
MIKE	52	Preston Brown	51	Brandon Spikes
OLB	57	Lorenzo Alexander		
CB	28	Ronald Darby	21	Nickell Robey-Coleman
S	23	Aaron Williams	27	Duke Williams
S	20	Corey Graham	26	Robert Blanton
CB	24	Stephon Gilmore	29	Kevon Seymour

30 Corey White

36 Jonathan Meeks

33 Colt Anderson

CARDINALS OFFENSE

WR	11	Larry Fitzgerald	13	Jaron Brown
LT	68	Jared Veldheer	78	Earl Watford
LG	76	Mike Iupati	78	Earl Watford
C	53	A.Q. Shipley	70	Evan Boehm
RG	69	Evan Mathis	61	Cole Toner
RT	74	D.J. Humphries	73	John Wetzel
TE	85	Darren Fells	87	Troy Niklas
WR	15	Michael Floyd	12	John Brown
QB	3	Carson Palmer	5	Drew Stanton
RB	31	David Johnson	23	Chris Johnson
TE	84	Jermaine Gresham	38	Andre Ellington

30 Stepfan Taylor

CARDINALS SPECIALISTS

K	7	Chandler Catanzaro		
P	2	Drew Butler		
LS	86	Kameron Canaday		
H	2	Drew Butler		
KR	38	Andre Ellington	14	J.J. Nelson
PR	12	John Brown	38	Andre Ellington
			21	Patrick Peterson

Rookie players are underlined.  
Injured players are in italics.

CARDINALS

NO	NAME	POS
2	Drew Butler	.....P
3	Carson Palmer	.....QB
5	Drew Stanton	.....QB
7	Chandler Catanzaro	.....K
11	Larry Fitzgerald	.....WR
12	John Brown	.....WR
13	Jaron Brown	.....WR
14	J.J. Nelson	.....WR
15	Michael Floyd	.....WR
20	Deone Bucannon	.....\$LB
21	Patrick Peterson	.....CB
22	Tony Jefferson	.....S
23	Chris Johnson	.....RB
25	Marqui Christian	.....S
26	Brandon Williams	.....CB
27	Tyvon Branch	.....S
28	Justin Bethel	.....CB
29	Tharold Simon	.....CB
30	Stepfan Taylor	.....RB
31	David Johnson	.....RB
32	Tyrann Mathieu	.....S
36	D.J. Swearinger	.....S
38	Andre Ellington	.....RB
41	Marcus Cooper	.....CB
44	Markus Golden	.....LB
50	Gabe Martin	.....LB
51	Kevin Minter	.....LB
53	A.Q. Shipley	.....C
55	Chandler Jones	.....LB
57	Alex Okafor	.....LB
59	Alani Fua	.....LB
61	Cole Toner	.....G
68	Jared Veldheer	.....T
69	Evan Mathis	.....G
70	Evan Boehm	.....C
72	Olsen Pierre	.....DT
73	John Wetzel	.....T
74	D.J. Humphries	.....T
76	Mike Iupati	.....G
78	Earl Watford	.....T/G
84	Jermaine Gresham	.....TE
85	Darren Fells	.....TE
86	Kameron Canaday	.....LS
87	Troy Niklas	.....TE
90	Robert Nkemdiche	.....DT
91	Ed Stinson	.....DT
92	Frostee Rucker	.....DT
93	Calais Campbell	.....DT
94	Xavier Williams	.....NT
95	Rodney Gunter	.....DT
96	Kareem Martin	.....LB
97	Josh Mauro	.....DT
98	Corey Peters	.....DT

PRONUNCIATIONS

Evan Boehm ..... BAME (like Name)  
Jaron Brown ..... juh-RON  
Deone Bucannon ..... day-OWN  
Calais Campbell ..... kuh-LAY-us  
Chandler Catanzaro ..... cat-un-ZAIR-oh  
Alani Fua ..... ah-LAH-nee / FOO-ah  
Mike Iupati ..... yoo-PAH-tee  
Tyrann Mathieu ..... TY-run (like Byron) / Matthew  
Josh Mauro ..... MORE-oh  
Robert Nkemdiche ..... kim-DEE-chee  
Alex Okafor ..... OH-kuh-for  
Tharold Simon ..... THAIR-uld  
Stepfan Taylor ..... stuh-FOHN  
Jared Veldheer ..... vell-DEER  
Xavier Williams ..... ex-ZAVE-yer

# BILLS

NO	NAME	POS
57	Alexander, Lorenzo	LB
33	Anderson, Colt	S
26	Blanton, Robert	S
52	Brown, Preston	LB
53	Brown, Zach	LB
97	Bryant, Corbin	DT
22	Bush, Reggie	RB
2	Carpenter, Dan	K
85	Clay, Charles	TE
28	Darby, Ronald	CB
91	Douzable, Leger	DE
82	Dray, Jim	TE
42	Felton, Jerome	FB
4	Gay, Jordan	K
35	Gillislee, Mike	RB
24	Gilmore, Stephon	CB
77	Glenn, Cordy	T
88	Goodwin, Marquise	WR
20	Graham, Corey	S
72	Groy, Ryan	G
55	Hughes, Jerry	LB
50	Humber, Ramon	LB
61	Ikard, Gabe	G
64	Incognito, Richie	G
7	Jones, Cardale	QB
71	Kouandjio, Cyrus	T
67	Lewis, Patrick	C
3	Manuel, EJ	QB
25	McCoy, LeSean	RB
56	McCray, Lerentee	LB
36	Meeks, Jonathan	S
76	Miller, John	G
79	Mills, Jordan	T
84	O'Leary, Nick	TE
19	Powell, Walter	WR
21	Robey-Coleman, Nickell	CB
11	Salas, Greg	WR
65	Sanborn, Garrison	LS
6	Schmidt, Colton	P
29	Seymour, Kevon	CB
51	Spikes, Brandon	LB
15	Tate, Brandon	WR
5	Taylor, Tyrod	QB
14	Watkins, Sammy	WR
92	Washington, Adolphus	DT
30	White, Corey	CB
23	Williams, Aaron	S
27	Williams, Duke	S
31	Williams, Jonathan	RB
95	Williams, Kyle	DT
70	Wood, Eric	C
10	Woods, Robert	WR
94	Worthy, Jerel	DE
INACTIVE		
1.	_____	5.
2.	_____	6.
3.	_____	7.
4.	_____	8.

# BUFFALO BILLS

NO	NAME	POS	HT	WT	AGE	EXP	COLLEGE
2	Dan Carpenter	K	6-2	228	30	9	Montana
3	EJ Manuel	QB	6-4	237	26	4	Florida State
4	Jordan Gay	K	6-0	200	26	3	Centre
5	Tyrod Taylor	QB	6-1	215	26	6	Virginia Tech
6	Colton Schmidt	P	5-11	224	25	3	California-Davis
7	Cardale Jones	QB	6-5	250	23	R	Ohio State
10	Robert Woods	WR	6-0	190	24	4	Southern California
11	Greg Salas	WR	6-2	210	27	5	Hawaii
14	Sammy Watkins	WR	6-1	211	23	3	Clemson
15	Brandon Tate	WR	6-1	195	28	8	North Carolina
19	Walter Powell	WR	6-0	189	24	2	Murray State
20	Corey Graham	S	6-0	196	31	10	New Hampshire
21	Nickell Robey-Coleman	CB	5-8	165	24	4	Southern California
22	Reggie Bush	RB	6-0	205	31	11	Southern California
23	Aaron Williams	S	6-0	199	26	6 T	exas
24	Stephon Gilmore	CB	6-1	190	25	5	South Carolina
25	LeSean McCoy	RB	5-11	208	28	8	Pittsburgh
26	Robert Blanton	S	6-1	200	26	5	Notre Dame
27	Duke Williams	S	5-11	201	25	4	Nevada
28	Ronald Darby	CB	5-11	193	22	2	Florida State
29	Kevon Seymour	CB	6-0	185	22	R	Southern California
30	Corey White	CB	6-1	210	26	5	Samford
31	Jonathan Williams	RB	6-0	223	22	R	Arkansas
33	Colt Anderson	S	5-10	195	30	7	Montana
35	Mike Gillislee	RB	5-11	219	25	3	Florida
36	Jonathan Meeks	S	6-0	209	26	4	Clemson
42	Jerome Felton	FB	6-0	248	30	9	Furman
50	Ramon Humber	LB	5-11	232	29	8	North Dakota State
51	Brandon Spikes	LB	6-2	255	28	6	Florida
52	Preston Brown	LB	6-1	251	23	3	Louisville
53	Zach Brown	LB	6-1	248	26	5	North Carolina
55	Jerry Hughes	LB	6-2	254	27	7	Texas Christian
56	Lerentee McCray	LB	6-3	249	26	4	Florida
57	Lorenzo Alexander	LB	6-1	245	33	10	California
61	Gabe Ikard	G	6-4	304	25	3	Oklahoma
64	Richie Incognito	G	6-3	319	33	10	Nebraska
65	Garrison Sanborn	LS	6-1	240	31	8	Florida State
67	Patrick Lewis	C	6-1	311	25	4	Texas A&M
70	Eric Wood	C	6-4	310	30	8	Louisville
71	Cyrus Kouandjio	T	6-7	322	23	3	Alabama
72	Ryan Groy	G	6-5	320	25	3	Wisconsin
76	John Miller	G	6-2	303	22	2	Louisville
77	Cordy Glenn	T	6-6	345	26	5	Georgia
79	Jordan Mills	T	6-5	316	25	4	Louisiana Tech
82	Jim Dray	TE	6-5	255	29	7	Stanford
84	Nick O'Leary	TE	6-3	252	23	1	Florida State
85	Charles Clay	TE	6-3	255	27	6	Tulsa
88	Marquise Goodwin	WR	5-9	179	25	4	Texas
91	Leger Douzable	DE	6-4	284	30	7	Central Florida
92	Adolphus Washington	DT	6-4	295	22	R	Ohio State
94	Jerel Worthy	DE	6-2	308	26	3	Michigan State
95	Kyle Williams	DT	6-1	303	33	11	LSU
97	Corbin Bryant	DT	6-4	300	28	4	Northwestern

**Head Coach:** Rex Ryan

**Assistants:**

Assistant Head Coach/Defense: Rob Ryan, Coordinators: Danny Crossman (Special Teams), Anthony Lynn (Offense), Dennis Thurman (Defense), Assistants: Bobby April III (Linebackers), John Blake (Defensive Line), Eric Ciano (Head Strength and Conditioning), Mike Giuliani (Coaching Assistant), Aaron Kromer (Offensive Line), Zak Kromer (Coaching Assistant), Sanjay Lal (Wide Receivers), David Lee (Quarterbacks), Dan Liburd (Strength and Conditioning Assistant), Mark Loecher (Strength and Conditioning Assistant), Hal Luther (Assistant Strength and Conditioning), D'Anton Lynn (Defensive Assistant), Tim McDonald (Defensive Backs), Pat Meyer (Offensive Assistant), Jason Oszvar (Strength and Conditioning Assistant), Chris Palmer (Senior Offensive Assistant), Jason Rebrovich (Defensive Line), Ed Reed (Assistant Defensive Backs), Eric Smith (Special Teams Assistant), Kathryn Smith (Quality Control-Special Teams), Tony Sparano (Tight Ends), Jason Vrable (Assistant Quarterbacks), Jeff Weeks (Outside Linebackers)



## INACTIVE

1.
- \_\_\_\_\_
5.
2.
- \_\_\_\_\_
6.
3.
- \_\_\_\_\_
7.
4.
- \_\_\_\_\_
8.

# ARIZONA CARDINALS

NO	NAME	POS	HT	WT	AGE	EXP	COLLEGE
2	Drew Butler	P	6-1	217	27	4	Georgia
3	Carson Palmer	QB	6-5	235	36	14	USC
5	Drew Stanton	QB	6-3	243	32	10	Michigan State
7	Chandler Catanzaro	K	6-3	200	25	3	Clemson
11	Larry Fitzgerald	WR	6-3	218	33	13	Pittsburgh
12	John Brown	WR	5-11	179	26	3	Pittsburg State
13	Jaron Brown	WR	6-2	205	26	4	Clemson
14	J.J. Nelson	WR	5-10	160	24	2	UAB
15	Michael Floyd	WR	6-2	220	26	5	Notre Dame
20	Deone Bucannon	\$LB	6-1	211	24	3	Washington State
21	Patrick Peterson	CB	6-1	203	26	6	LSU
22	Tony Jefferson	S	5-11	212	24	4	Oklahoma
23	Chris Johnson	RB	5-11	203	31	9	East Carolina
25	Marqui Christian	S	5-11	196	21	R	Midwestern State
26	Brandon Williams	CB	6-0	200	24	R	Texas A&M
27	Tyvon Branch	S	6-0	210	29	9	Connecticut
28	Justin Bethel	CB	6-0	200	26	5	Presbyterian
29	Tharold Simon	CB	6-3	202	25	4	LSU
30	Stepfan Taylor	RB	5-9	216	25	4	Stanford
31	David Johnson	RB	6-1	224	24	2	Northern Iowa
32	Tyrann Mathieu	S	5-9	186	24	4	LSU
36	D.J. Swearinger	S	5-10	205	25	4	South Carolina
38	Andre Ellington	RB	5-9	199	27	4	Clemson
41	Marcus Cooper	CB	6-2	192	26	4	Rutgers
44	Markus Golden	LB	6-3	260	25	2	Missouri
50	Gabe Martin	LB	6-2	236	24	1	Bowling Green
51	Kevin Minter	LB	6-0	246	25	4	LSU
53	A.Q. Shipley	C	6-1	307	30	5	Penn State
55	Chandler Jones	LB	6-5	265	26	5	Syracuse
57	Alex Okafor	LB	6-4	261	25	4	Texas
59	Alani Fua	LB	6-5	234	24	2	BYU
61	Cole Toner	G	6-5	300	22	R	Harvard
68	Jared Veldheer	T	6-8	321	29	7	Hillsdale
69	Evan Mathis	G	6-5	301	34	12	Alabama
70	Evan Boehm	C	6-3	310	23	R	Missouri
72	Olsen Pierre	DT	6-5	293	25	1	Miami
73	John Wetzel	T	6-7	328	25	1	Boston College
74	D.J. Humphries	T	6-5	307	22	2	Florida
76	Mike lupati	G	6-5	331	29	7	Idaho
78	Earl Watford	T/G	6-3	300	26	4	James Madison
84	Jermaine Gresham	TE	6-5	260	28	7	Oklahoma
85	Darren Fells	TE	6-7	281	30	3	UC Irvine
86	Kameron Canaday	LS	6-4	245	24	R	Portland State
87	Troy Niklas	TE	6-6	270	24	3	Notre Dame
90	Robert Nkemdiche	DT	6-4	296	22	R	Mississippi
91	Ed Stinson	DT	6-4	287	26	3	Alabama
92	Frostee Rucker	DT	6-3	280	33	11	USC
93	Calais Campbell	DT	6-8	300	30	9	Miami
94	Xavier Williams	NT	6-2	309	24	2	Northern Iowa
95	Rodney Gunter	DT	6-5	305	24	2	Delaware State
96	Kareem Martin	LB	6-6	272	24	3	North Carolina
97	Josh Mauro	DT	6-6	282	25	3	Stanford
98	Corey Peters	DT	6-3	305	28	7	Kentucky

**Head Coach:** Bruce Arians

**Assistants:**

Tom Moore (Assistant Head Coach/Offense), James Bettcher (Defensive Coordinator), Harold Goodwin (Offensive Coordinator), Amos Jones (Special Teams Coordinator), Anthony Blevins (Coaching Assistant/ Special Teams), Brentson Buckner (Defensive Line), Mike Chiurco (Defensive Assistant/Assistant Defensive Backs), Rick Christophel (Tight Ends), Darryl Drake (Wide Receivers), Larry Foote (Inside Linebackers), Kevin Garver (Offensive Assistant), Steve Heiden (Assistant Special Teams/Assistant Tight Ends), Roger Kingdom (Assistant Strength & Conditioning), Levon Kirkland (Bill Bidwil Fellowship/OLB's), Freddie Kitchens (Quarterbacks), Stump Mitchell (Running Backs), Buddy Morris (Strength & Conditioning), Tom Pratt (Pass Rush Specialist), Nick Rapone (Defensive Backs), Kevin Ross (Cornerbacks), Bob Sanders (Linebackers), Larry Zierlein (Assistant Offensive Line)



## INACTIVE

1.
- \_\_\_\_\_
5.
2.
- \_\_\_\_\_
6.
3.
- \_\_\_\_\_
7.
4.
- \_\_\_\_\_
8.

# CARDINALS

NO	NAME	POS
28	Bethel, Justin	CB
70	Boehm, Evan	C
27	Branch, Tyvon	S
13	Brown, Jaron	WR
12	Brown, John	WR
20	Bucannon, Deone	\$LB
2	Butler, Drew	P
93	Campbell, Calais	DT
86	Canaday, Kameron	LS
7	Catanzaro, Chandler	K
25	Christian, Marqui	S
41	Cooper, Marcus	CB
38	Ellington, Andre	RB
85	Fells, Darren	TE
11	Fitzgerald, Larry	WR
15	Floyd, Michael	WR
59	Fua, Alani	LB
44	Golden, Markus	LB
84	Gresham, Jermaine	TE
95	Gunter, Rodney	DT
74	Humphries, D.J.	T
76	Iupati, Mike	G
22	Jefferson, Tony	S
23	Johnson, Chris	RB
31	Johnson, David	RB
55	Jones, Chandler	LB
50	Martin, Gabe	LB
96	Martin, Kareem	LB
32	Mathieu, Tyrann	S
69	Mathis, Evan	G
97	Mauro, Josh	DT
51	Minter, Kevin	LB
14	Nelson, J.J.	WR
87	Niklas, Troy	TE
90	Nkemdiche, Robert	DT
57	Okafor, Alex	LB
3	Palmer, Carson	QB
98	Peters, Corey	DT
21	Peterson, Patrick	CB
72	Pierre, Olsen	DT
92	Rucker, Frostee	DT
53	Shipley, A.Q.	C
29	Simon, Tharold	CB
5	Stanton, Drew	QB
91	Stinson, Ed	DT
36	Swearinger, D.J.	S
30	Taylor, Stepfan	RB
61	Toner, Cole	G
68	Veldheer, Jared	T
78	Watford, Earl	T/G
73	Wetzel, John	T
26	Williams, Brandon	CB
94	Williams, Xavier	NT

# WEEK 3, 2016

## National Football League Game Summary

NFL Copyright © 2016 by The National Football League. All rights reserved. This summary and play-by-play is for the express purpose of assisting media in their coverage of the game; any other use of this material is prohibited without the written permission of the National Football League. Updated: 9/26/2016

Date: Sunday, 9/25/2016

Arizona Cardinals at Buffalo Bills  
at New Era Field, Orchard Park NY

Start Time: 1:02 PM EDT

### Game Day Weather

Game Weather: Sunny

Temp: 64° F (17.8° C) Humidity: 44%, Wind: NNE 8 mph

Played Outdoors on Turf: A-Turf Titan

Outdoor Weather: Forecast: plentiful sunshine, high temp 67, winds 5-10 mph,

### Officials

Referee: Anderson, Walt (66)  
Line Judge: Boston, Byron (18)  
Back Judge: Wilson, Gregory (119)

Umpire: Hannah, Butch (40)  
Side Judge: Hayes, Laird (125)  
Replay Official: Smith, Billy

Head Linesman: Phillips, Jerod (6)  
Field Judge: Jenkins, John (117)

### Lineups

#### Arizona Cardinals

Offense			Defense		
WR	11	L.Fitzgerald	DT	93	C.Campbell
TE	84	J.Gresham	NT	98	C.Peters
LT	68	J.Veldheer	DT	91	E.Stinson
LG	76	M.Iupati	SAM	55	Ch.Jones
C	53	A.Shipley	\$LB	20	D.Bucannon
RG	78	E.Watford	ILB	51	K.Minter
RT	74	D.Humphries	LB	44	M.Golden
TE	87	T.Niklas	LCB	21	P.Peterson
WR	15	M.Floyd	RCB	41	M.Cooper
QB	3	C.Palmer	SS	22	T.Jefferson
RB	31	D.Johnson	FS	32	T.Mathieu

#### Buffalo Bills

Offense			Defense		
WR	88	M.Goodwin	DT	95	K.Williams
TE	84	N.O'Leary	NT	97	C.Bryant
LT	71	C.Kouandjio	DE	92	A.Washington
LG	64	R.Incognito	OLB	55	J.Hughes
C	70	E.Wood	WILL	53	Z.Brown
RG	76	J.Miller	MIKE	52	P.Brown
RT	79	J.Mills	OLB	57	L.Alexander
TE	85	C.Clay	CB	30	C.White
WR	10	R.Woods	S	23	A.Williams
QB	5	T.Taylor	S	20	C.Graham
RB	25	L.McCoy	CB	24	S.Gilmore

### Substitutions

P 2 D.Butler, K 7 C.Catanzaro, WR 12 Jo.Brown, WR 13 Ja.Brown, WR 14 J.Nelson, RB 23 C.Johnson, CB 26 B.Williams, S 27 T.Branch, CB 28 J.Bethel, DB 29 T.Simon, RB 30 S.Taylor, S 36 D.Swearinger, RB 38 A.Ellington, LB 50 G.Martin, LB 57 A.Okafor, LB 59 A.Fua, C 70 E.Boehm, T 73 J.Wetzel, TE 85 D.Fells, LS 86 K.Canaday, DT 95 R.Gunter, DT 97 J.Mauro

### Substitutions

K 2 D.Carpenter, K 4 J.Gay, P 6 C.Schmidt, WR 15 B.Tate, WR 19 W.Powell, CB 21 N.Robey-Coleman, S 26 R.Blanton, S 27 D.Williams, CB 29 K.Seymour, RB 31 J.Williams, RB 35 M.Gillisle, S 36 J.Meeks, FB 42 J.Felton, LB 50 R.Humber, LB 51 B.Spikes, LB 56 L.McCray, C 61 G.Ikard, LS 65 G.Sanborn, G 72 R.Groy, TE 82 J.Dray, DE 91 L.Douzable, DE 94 J.Worthy

### Did Not Play

QB 5 D.Stanton, G 61 C.Toner

### Did Not Play

QB 3 E.Manuel, RB 22 R.Bush

### Not Active

S 25 M.Christian, G 69 E.Mathis, DT 72 O.Pierre, DT 90 R.Nkemdiche, DT 92 F.Rucker, NT 94 X.Williams, LB 96 K.Martin

### Not Active

QB 7 Ca.Jones, WR 11 G.Salas, WR 14 S.Watkins, CB 28 R.Darby, S 33 C.Anderson, C 67 P.Lewis, T 77 C.Glenn

### Field Goals (made ( ) & missed)

C.Catanzaro		(60)	D.Carpenter		(19) (45)		
			1	2	3	4	OT
VISITOR:	Arizona Cardinals		0	7	6	5	0
HOME:	Buffalo Bills		10	7	13	3	0
							Total
							18
							33

### Scoring Plays

Team	Qtr	Time	Play Description (Extra Point) (Drive Info)	Visitor	Home
Bills	1	3:29	D.Carpenter 19 yd. Field Goal (7-77, 3:51)	0	3
Bills	1	0:55	L.McCoy 24 yd. run (D.Carpenter kick) (5-53, 1:30)	0	10
Bills	2	10:25	L.McCoy 5 yd. run (D.Carpenter kick) (6-52, 2:51)	0	17
Cardinals	2	1:05	D.Johnson 4 yd. run (C.Catanzaro kick) (17-84, 9:20)	7	17
Bills	3	10:31	T.Taylor 20 yd. run (kick failed, wr) (6-47, 2:49)	7	23
Bills	3	2:25	A.Williams 53 yd. fumble return (D.Carpenter kick)	7	30
Cardinals	3	0:12	D.Johnson 22 yd. run (pass failed) (6-83, 2:13)	13	30
Cardinals	4	10:36	C.Catanzaro 60 yd. Field Goal (5-4, 2:19)	16	30
Bills	4	4:48	D.Carpenter 45 yd. Field Goal (4-3, 1:42)	16	33
Cardinals	4	3:04	L.McCoy tackled in end zone by C.Peters for a Safety	18	33



# WEEK 3, 2016

## National Football League Game Summary

NFL Copyright © 2016 by The National Football League. All rights reserved. This summary and play-by-play is for the express purpose of assisting media in their coverage of the game; any other use of this material is prohibited without the written permission of the National Football League.

Updated: 9/26/2016

---

Paid Attendance: 68,647

Time: 3:18

## Final Individual Statistics

## Arizona Cardinals

RUSHING	ATT	YDS	AVG	LG	TD
D.Johnson	19	83	4.4	22	2
C.Johnson	2	5	2.5	5	0
D.Butler	1	0	0.0	0	0
Total	22	88	4.0	22	2

PASSING	ATT	CMP	YDS	SK/YD	TD	LG	IN	RT
C.Palmer	50	26	287	5/27	0	25	4	36.0
Total	50	26	287	5/27	0	25	4	36.0

PASS RECEIVING	TAR	REC	YDS	AVG	LG	TD
L.Fitzgerald	12	7	60	8.6	13	0
Jo.Brown	11	6	70	11.7	19	0
M.Floyd	11	4	65	16.3	25	0
Ja.Brown	6	3	49	16.3	23	0
D.Johnson	6	3	28	9.3	12	0
D.Fells	2	2	15	7.5	8	0
T.Niklas	1	1	0	0.0	0	0
J.Gresham	1	0	0	0.0	0	0
Total	50	26	287	11.0	25	0

INTERCEPTIONS	NO	YDS	AVG	LG	TD
P.Peterson	1	0	0.0	0	0
Total	1	0	0.0	0	0

PUNTING	NO	YDS	AVG	NET	TB	IN20	LG
D.Butler	4	146	36.5	26.8	0	1	50
C.Catanzaro	2	66	33.0	33.0	0	0	47
Total	6	212	35.3	28.8	0	1	50

PUNT RETURNS	NO	YDS	AVG	FC	LG	TD
Jo.Brown	1	12	12.0	2	12	0
[DOWNED]	1	0	0.0	0	0	0
[OUT OF BOUNDS]	1	0	0.0	0	0	0
Total	1	12	12.0	2	12	0

KICKOFF RETURNS	NO	YDS	AVG	FC	LG	TD
A.Ellington	2	35	17.5	0	20	0
Jo.Brown	1	51	51.0	0	51	0
[TOUCHBACK]	5	0	0.0	0	0	0
Total	3	86	28.7	0	51	0

## Buffalo Bills

RUSHING	ATT	YDS	AVG	LG	TD
L.McCoy	17	110	6.5	24	2
T.Taylor	9	76	8.4	49	1
M.Gillislee	3	20	6.7	8	0
J.Williams	3	2	0.7	1	0
Total	32	208	6.5	49	3

PASSING	ATT	CMP	YDS	SK/YD	TD	LG	IN	RT
T.Taylor	25	14	119	4/30	0	28	1	51.9
Total	25	14	119	4/30	0	28	1	51.9

PASS RECEIVING	TAR	REC	YDS	AVG	LG	TD
R.Woods	8	6	51	8.5	24	0
W.Powell	5	3	28	9.3	14	0
L.McCoy	4	3	6	2.0	3	0
N.O'Leary	1	1	28	28.0	28	0
M.Goodwin	5	1	6	6.0	6	0
C.Clay	2	0	0	0.0	0	0
Total	25	14	119	8.5	28	0

INTERCEPTIONS	NO	YDS	AVG	LG	TD
S.Gilmore	2	48	24.0	34	0
C.Graham	1	0	0.0	0	0
C.White	1	0	0.0	0	0
Total	4	48	12.0	34	0

PUNTING	NO	YDS	AVG	NET	TB	IN20	LG
C.Schmidt	5	178	35.6	33.2	0	1	45
Total	5	178	35.6	33.2	0	1	45

PUNT RETURNS	NO	YDS	AVG	FC	LG	TD
B.Tate	2	39	19.5	0	31	0
[DOWNED]	2	0	0.0	0	0	0
[OUT OF BOUNDS]	2	0	0.0	0	0	0
Total	2	39	19.5	0	31	0

KICKOFF RETURNS	NO	YDS	AVG	FC	LG	TD
J.Felton	2	18	9.0	0	11	0
B.Tate	1	20	20.0	0	20	0
[TOUCHBACK]	1	0	0.0	0	0	0
Total	3	38	12.7	0	20	0

## Arizona Cardinals

FUMBLES	FUM	LOST	OWN-REC	YDS	TD	FORCED	OPP-REC	YDS	TD	OUT-BDS
C.Palmer	2	0	1	0	0	0	0	0	0	0
D.Butler	1	1	0	-28	0	0	0	0	0	0
E.Watford	0	0	1	0	0	0	0	0	0	0
T.Jefferson	0	0	0	0	0	1	0	0	0	0
T.Mathieu	0	0	0	0	0	1	0	0	0	0
Total	3	1	2	-28	0	2	0	0	0	0

## Buffalo Bills

FUMBLES	FUM	LOST	OWN-REC	YDS	TD	FORCED	OPP-REC	YDS	TD	OUT-BDS
T.Taylor	2	0	1	-3	0	0	0	0	0	1
L.McCoy	1	0	0	0	0	0	0	0	0	0
J.Mills	0	0	1	0	0	0	0	0	0	0

Arizona Cardinals vs Buffalo Bills

9/25/2016 at New Era Field

## Final Individual Statistics

L.Alexander	0	0	0	0	0	1	0	0	0	0
A.Williams	0	0	0	0	0	0	1	53	1	0
Total	3	0	2	-3	0	1	1	53	1	1

# Final Team Statistics

	Visitor Cardinals	Home Bills
<b>TOTAL FIRST DOWNS</b>	25	16
By Rushing	5	11
By Passing	17	5
By Penalty	3	0
<b>THIRD DOWN EFFICIENCY</b>	5-15-33%	4-13-31%
<b>FOURTH DOWN EFFICIENCY</b>	0-1-0%	0-0-0%
<b>TOTAL NET YARDS</b>	348	297
Total Offensive Plays (inc. times thrown passing)	77	61
Average gain per offensive play	4.5	4.9
<b>NET YARDS RUSHING</b>	88	208
Total Rushing Plays	22	32
Average gain per rushing play	4.0	6.5
Tackles for a loss-number and yards	2-4	4-9
<b>NET YARDS PASSING</b>	260	89
Times thrown - yards lost attempting to pass	5-27	4-30
Gross yards passing	287	119
<b>PASS ATTEMPTS-COMPLETIONS-HAD INTERCEPTED</b>	50-26-4	25-14-1
Avg gain per pass play (inc.# thrown passing)	4.7	3.1
<b>KICKOFFS Number-In End Zone-Touchbacks</b>	4-2-1	8-6-5
<b>PUNTS Number and Average</b>	6-35.3	5-35.6
Had Blocked	0	0
<b>FGs - PATs Had Blocked</b>	0-0	0-0
<b>Net Punting Average</b>	28.8	33.2
<b>TOTAL RETURN YARDAGE (Not Including Kickoffs)</b>	12	87
No. and Yards Punt Returns	1-12	2-39
No. and Yards Kickoff Returns	3-86	3-38
No. and Yards Interception Returns	1-0	4-48
<b>PENALTIES Number and Yards</b>	8-50	9-75
<b>FUMBLES Number and Lost</b>	3-1	3-0
<b>TOUCHDOWNS</b>	2	4
Rushing	2	3
Passing	0	0
Fumbles	0	1
<b>EXTRA POINTS Made-Attempts</b>	1-2	3-4
Kicking Made-Attempts	1-1	3-4
Passing Made-Attempts	0-1	0-0
<b>FIELD GOALS Made-Attempts</b>	1-1	2-2
<b>RED ZONE EFFICIENCY</b>	1-3-33%	1-2-50%
<b>GOAL TO GO EFFICIENCY</b>	1-1-100%	1-2-50%
<b>SAFETIES</b>	1	0
<b>FINAL SCORE</b>	18	33
<b>TIME OF POSSESSION</b>	34:00	26:00



# Ball Possession And Drive Chart

## Arizona Cardinals

#	Time Recd	Time Lost	Time Poss	How Ball Obtained	Drive Began	# Play	Yds Gain	Yds Pen	Net Yds	1st Down	Last Scrm	How Given Up
1	12:37	11:32	1:05	Punt	BUF 38	3	2	0	2	0	BUF 36	Punt
2	9:24	7:20	2:04	Punt	ARZ 38	3	-2	0	-2	0	ARZ 36	Punt
3	3:29	2:25	1:04	Kickoff	ARZ 25	3	-3	0	-3	0	ARZ 22	Punt
4	0:55	0:00	0:55	Kickoff	ARZ 25	3	5	0	5	0	ARZ 30	Punt
5	14:10	13:16	0:54	Interception	ARZ 10	3	5	-5	0	0	ARZ 10	Punt
6	10:25	1:05	9:20	Kickoff	ARZ 16	17	79	5	84	8	* BUF 4	Touchdown
7	15:00	13:20	1:40	Kickoff	ARZ 25	3	3	0	3	0	ARZ 28	Punt
8	10:31	2:25	8:06	Kickoff	ARZ 25	13	35	0	35	5	* BUF 12	Fumble
9	2:25	0:12	2:13	Kickoff	ARZ 17	6	83	0	83	5	BUF 22	Touchdown
10	12:55	10:36	2:19	Punt	BUF 46	5	9	-5	4	2	BUF 42	Field Goal
11	7:35	6:30	1:05	Punt	ARZ 4	4	21	0	21	1	ARZ 25	Interception
12	4:48	3:08	1:40	Kickoff	ARZ 25	8	57	-5	52	3	BUF 23	Interception
13	3:04	2:13	0:51	Kickoff	BUF 14	3	-6	0	-6	0	* BUF 20	Interception
14	1:51	1:07	0:44	Punt	ARZ 40	4	32	0	32	1	BUF 28	Interception

(452) Average ARZ 32

## Buffalo Bills

#	Time Recd	Time Lost	Time Poss	How Ball Obtained	Drive Began	# Play	Yds Gain	Yds Pen	Net Yds	1st Down	Last Scrm	How Given Up
1	15:00	12:37	2:23	Kickoff	BUF 20	3	-10	-5	-15	0	BUF 5	Punt
2	11:32	9:24	2:08	Punt	BUF 11	5	12	0	12	1	BUF 23	Punt
3	7:20	3:29	3:51	Punt	BUF 22	7	77	0	77	2	* ARZ 1	Field Goal
4	2:25	0:55	1:30	Punt	BUF 47	5	63	-10	53	3	ARZ 24	Touchdown
5	15:00	14:10	0:50	Punt	ARZ 39	3	-3	-10	-13	0	BUF 48	Interception
6	13:16	10:25	2:51	Punt	BUF 48	6	47	5	52	4	* ARZ 5	Touchdown
7	1:05	0:00	1:05	Kickoff	BUF 25	8	22	0	22	2	BUF 47	End of Half
8	13:20	10:31	2:49	Punt	ARZ 47	6	47	0	47	2	ARZ 20	Touchdown
9	0:12	12:55	2:17	Kickoff	BUF 31	4	-1	-10	-11	0	BUF 20	Punt
10	10:36	7:35	3:01	Kickoff	BUF 31	6	22	0	22	2	ARZ 47	Punt
11	6:30	4:48	1:42	Interception	ARZ 30	4	13	-10	3	0	ARZ 27	Field Goal
12	3:08	3:04	0:04	Interception	BUF 1	1	-1	0	-1	0	BUF 1	Safety
13	2:13	1:51	0:22	Interception	BUF 33	3	2	0	2	0	BUF 35	Punt
14	1:07	0:00	1:07	Interception	BUF 20	2	-3	0	-3	0	BUF 19	End of Game

(473) Average BUF 34

\* inside opponent's 20

### Time of Possession by Quarter

		1st	2nd	3rd	4th	OT	Total
Visitor	Arizona Cardinals	5:08	10:14	11:59	6:39		34:00
Home	Buffalo Bills	9:52	4:46	3:01	8:21		26:00

### Kickoff Drive No.-Start Average

Cardinals: 8 - ARZ 30

Bills: 4 - BUF 27

# Final Defensive Statistics

Arizona Cardinals	Regular Defensive Plays												Special Teams					Misc			
	TKL	AST	COMB	SK	/ YDS	TFL	Q	IN	PD	FF	FR		TKL	AST	FF	FR	BL	TKL	AST	FF	FR
T.Jefferson	6	3	9	1	7	1	1	0	0	1	0		0	0	0	0	0	0	0	0	0
M.Cooper	6	1	7	0	0	0	0	0	1	0	0		0	0	0	0	0	0	0	0	0
M.Golden	4	2	6	1	8	1	1	0	0	0	0		0	0	0	0	0	0	0	0	0
P.Peterson	4	1	5	0	0	0	0	1	1	0	0		0	0	0	0	0	0	0	0	0
K.Minter	4	0	4	1	13	1	1	0	0	0	0		0	0	0	0	0	0	0	0	0
C.Campbell	4	0	4	0	0	1	0	0	1	0	0		0	0	0	0	0	0	0	0	0
T.Mathieu	4	0	4	0	0	0	0	0	0	1	0		0	0	0	0	0	0	0	0	0
T.Branch	3	1	4	0	0	0	0	0	0	0	0		0	0	0	0	0	0	0	0	0
D.Bucannon	2	2	4	0	0	0	0	0	0	0	0		1	0	0	0	0	0	0	0	0
Ch.Jones	3	0	3	1	2	3	1	0	0	0	0		0	0	0	0	0	0	0	0	0
D.Swearinger	1	2	3	0	0	0	0	0	0	0	0		2	0	0	0	0	0	0	0	0
C.Peters	2	0	2	0	0	1	0	0	0	0	0		0	0	0	0	0	0	0	0	0
J.Mauro	1	0	1	0	0	0	0	0	0	0	0		0	0	0	0	0	0	0	0	0
R.Gunter	0	1	1	0	0	0	0	0	0	0	0		0	0	0	0	0	0	0	0	0
T.Simon	0	0	0	0	0	0	1	0	0	0	0		0	0	0	0	0	0	0	0	0
E.Stinson	0	0	0	0	0	0	1	0	0	0	0		0	0	0	0	0	0	0	0	0
G.Martin	0	0	0	0	0	0	0	0	0	0	0		1	0	0	0	0	0	0	0	0
J.Bethel	0	0	0	0	0	0	0	0	0	0	0		1	0	0	0	0	0	0	0	0
D.Butler	0	0	0	0	0	0	0	0	0	0	0		0	1	0	0	0	0	0	0	0
A.Fua	0	0	0	0	0	0	0	0	0	0	0		0	1	0	0	0	0	0	0	0
E.Watford	0	0	0	0	0	0	0	0	0	0	0		0	0	0	0	0	2	0	0	1
C.Palmer	0	0	0	0	0	0	0	0	0	0	0		0	0	0	0	0	0	0	0	1
Total	44	13	57	4	30	8	6	1	3	2	0		5	2	0	0	0	2	0	0	2

TKL = Tackle AST = Assist COMB = Combined QH=QB Hit IN = Interception PD = Pass Defense FF = Forced Fumble FR = Fumble Recovery

Buffalo Bills	Regular Defensive Plays												Special Teams					Misc			
	TKL	AST	COMB	SK	/ YDS	TFL	QH	IN	PD	FF	FR		TKL	AST	FF	FR	BL	TKL	AST	FF	FR
Z.Brown	10	2	12	0	0	0	0	0	0	0	0		0	0	0	0	0	0	0	0	0
C.White	8	1	9	0	0	0	0	1	1	0	0		0	0	0	0	0	0	0	0	0
L.Alexander	4	2	6	1.5	4.5	0	1	0	0	1	0		0	0	0	0	0	0	0	0	0
C.Graham	4	0	4	1	9	1	1	1	3	0	0		0	0	0	0	0	0	0	0	0
P.Brown	3	1	4	0	0	1	1	0	0	0	0		1	0	0	0	0	0	0	0	0
K.Williams	1	3	4	1	4	1	2	0	0	0	0		0	0	0	0	0	0	0	0	0
R.Blanton	3	0	3	0	0	0	0	0	0	0	0		0	0	0	0	0	0	0	0	0
S.Gilmore	2	1	3	0	0	0	0	2	4	0	0		0	0	0	0	0	0	0	0	0
A.Washington	1	2	3	0	0	0	0	0	0	0	0		0	0	0	0	0	0	0	0	0
J.Hughes	2	0	2	1	6	1	3	0	1	0	0		0	0	0	0	0	0	0	0	0
K.Seymour	2	0	2	0	0	0	0	0	0	0	0		1	0	0	0	0	0	0	0	0
C.Bryant	1	1	2	0	0	0	0	0	0	0	0		0	0	0	0	0	0	0	0	0
L.Douzable	1	0	1	0	0	0	1	0	0	0	0		0	0	0	0	0	0	0	0	0
N.Robey-Coleman	1	0	1	0	0	0	0	0	0	0	0		1	0	0	0	0	0	0	0	0
D.Williams	1	0	1	0	0	0	0	0	0	0	0		0	0	0	0	0	0	0	0	0
L.McCray	0	1	1	0.5	3.5	0	1	0	0	0	0		0	0	0	0	0	0	0	0	0
J.Meeks	0	1	1	0	0	0	0	0	0	0	0		1	0	0	0	0	0	0	0	0
B.Spikes	0	1	1	0	0	0	0	0	0	0	0		0	0	0	0	0	0	0	0	0
J.Worthy	0	1	1	0	0	0	0	0	0	0	0		0	0	0	0	0	0	0	0	0
A.Williams	0	0	0	0	0	0	0	0	1	0	1		0	0	0	0	0	0	0	0	0
T.Taylor	0	0	0	0	0	0	0	0	0	0	0		0	0	0	0	0	0	0	0	1
J.Mills	0	0	0	0	0	0	0	0	0	0	0		0	0	0	0	0	0	0	0	1
Total	44	17	61	5	27	4	10	4	10	1	1		4	0	0	0	0	0	0	0	2

## TIME OF POSSESSION

Cardinals	15:22
Bills	14:38

Scoring Plays					
Team	Qtr	Time	Play Description (Extra Point) (Drive Info)	Visitor	Home
Bills	1	3:29	D.Carpenter 19 yd. Field Goal (7-77, 3:51)	0	3
Bills	1	0:55	L.McCoy 24 yd. run (D.Carpenter kick) (5-53, 1:30)	0	10
Bills	2	10:25	L.McCoy 5 yd. run (D.Carpenter kick) (6-52, 2:51)	0	17
Cardinals	2	1:05	D.Johnson 4 yd. run (C.Catanzaro kick) (17-84, 9:20)	7	17

Arizona Cardinals									Buffalo Bills														
RUSHING				ATT	YDS	AVG	LG	TD	RUSHING				ATT	YDS	AVG	LG	TD						
D.Johnson				12	42	3.5	11	1	L.McCoy				8	88	11.0	24	2						
									T.Taylor				4	56	14.0	49	0						
									M.Gillislee				3	20	6.7	8	0						
Total				12	42	3.5	11	1	Total				15	164	10.9	49	2						
PASSING				ATT	CMP	YDS	SK/YD	TD	LG	IN	RT	PASSING				ATT	CMP	YDS	SK/YD	TD	LG	IN	RT
C.Palmer				18	7	55	2/11	0	11	0	47.2	T.Taylor				19	10	62	2/15	0	24	1	37.6
Total				18	7	55	2/11	0	11	0	47.2	Total				19	10	62	2/15	0	24	1	37.6
PASS RECEIVING				TAR	REC	YDS	AVG	LG	TD	PASS RECEIVING				TAR	REC	YDS	AVG	LG	TD				
D.Johnson				2	2	16	8.0	11	0	R.Woods				6	4	36	9.0	24	0				
Ja.Brown				2	1	11	11.0	11	0	L.McCoy				3	3	6	2.0	3	0				
Jo.Brown				5	1	9	9.0	9	0	W.Powell				4	2	14	7.0	9	0				
M.Floyd				3	1	8	8.0	8	0	M.Goodwin				5	1	6	6.0	6	0				
D.Fells				1	1	8	8.0	8	0	C.Clay				1	0	0	0.0	0	0				
L.Fitzgerald				4	1	3	3.0	3	0														
J.Gresham				1	0	0	0.0	0	0														
Total				18	7	55	7.9	11	0	Total				19	10	62	6.2	24	0				

[illegible]

## First Half Summary

Buffalo Bills	Regular Defensive Plays												Special Teams					Misc			
	TKL	AST	COMB	SK	/ YDS	TFL	QH	IN	PD	FF	FR		TKL	AST	FF	FR	BL	TKL	AST	FF	FR
Z.Brown	7	2	9	0	0	0	0	0	0	0	0	0	0	0	0	0	0	0	0	0	0
L.Alexander	2	1	3	1	4	0	1	0	0	0	0	0	0	0	0	0	0	0	0	0	0
A.Washington	1	2	3	0	0	0	0	0	0	0	0	0	0	0	0	0	0	0	0	0	0
P.Brown	2	0	2	0	0	0	0	0	0	0	0	0	1	0	0	0	0	0	0	0	0
Total	12	5	17	1	4	0	1	0	0	0	0	0	1	0	0	0	0	0	0	0	0

BUF wins toss, elects to Receive, and ARZ elects to defend the West goal.

C.Catanzaro kicks 65 yards from ARZ 35 to BUF 0. B.Tate to BUF 20 for 20 yards (G.Martin).

#### Buffalo Bills at 15:00, (1st play from scrimmage 14:54)

- 1-10-BUF 20 (14:54) T.Taylor pass short right to L.McCoy pushed ob at BUF 20 for no gain (P.Peterson). Swing pass, caught at BUF 20.
- 2-10-BUF 20 (14:17) *PENALTY on BUF-J.Mills, False Start, 5 yards, enforced at BUF 20 - No Play.*
- 2-15-BUF 15 (13:57) (Shotgun) T.Taylor pass short left to L.McCoy to BUF 18 for 3 yards (K.Minter). Screen pass, caught at BUF 10.
- 3-12-BUF 18 (13:19) (Shotgun) T.Taylor sacked at BUF 5 for -13 yards (K.Minter).
- 4-25-BUF 5 (12:47) C.Schmidt punts 45 yards to 50, Center-G.Sanborn. Jo.Brown to BUF 38 for 12 yards (P.Brown).

#### Arizona Cardinals at 12:37

- 1-10-BUF 38 (12:37) C.Palmer pass incomplete short right to M.Floyd. Dropped, receiver in flat at BUF 29.
- 2-10-BUF 38 (12:32) (Shotgun) D.Johnson left tackle to BUF 36 for 2 yards (Z.Brown; A.Washington).
- 3-8-BUF 36 (11:50) (Shotgun) C.Palmer pass incomplete short right to L.Fitzgerald. Thrown wide of receiver, in flat at BUF 28.
- 4-8-BUF 36 (11:43) D.Butler punts 25 yards to BUF 11, Center-K.Canaday, downed by ARZ-J.Bethel.

#### Buffalo Bills at 11:32

- 1-10-BUF 11 (11:32) T.Taylor pass short right to R.Woods to BUF 16 for 5 yards (M.Cooper). Flat pass, caught at BUF 16.
- 2-5-BUF 16 (10:52) (Shotgun) T.Taylor pass short left to M.Goodwin to BUF 22 for 6 yards (D.Bucannon). Caught in flat at BUF 21.
- 1-10-BUF 22 (10:17) L.McCoy right guard to BUF 23 for 1 yard (C.Peters, M.Golden).
- 2-9-BUF 23 (9:45) (Shotgun) T.Taylor pass incomplete deep right to R.Woods. Overthrown, receiver near sideline at ARZ 35.
- 3-9-BUF 23 (9:39) (Shotgun) T.Taylor pass incomplete deep right to R.Woods [T.Simon]. Thrown wide of receiver, along sideline at BUF 41.
- 4-9-BUF 23 (9:32) C.Schmidt punts 39 yards to ARZ 38, Center-G.Sanborn, fair catch by Jo.Brown.

P1

#### Arizona Cardinals at 9:24

- 1-10-ARZ 38 (9:24) D.Johnson up the middle to ARZ 40 for 2 yards (Z.Brown, B.Spikes).
- 2-8-ARZ 40 (8:44) C.Palmer pass short left to L.Fitzgerald to ARZ 43 for 3 yards (Z.Brown). Caught at ARZ 41, crossing from middle.
- 3-5-ARZ 43 (8:04) (Shotgun) C.Palmer sacked at ARZ 36 for -7 yards (sack split by K.Williams and L.McCray).
- 4-12-ARZ 36 (7:28) D.Butler punts 50 yards to BUF 14, Center-K.Canaday. B.Tate to BUF 22 for 8 yards (J.Bethel).

#### Buffalo Bills at 7:20

- 1-10-BUF 22 (7:20) (Shotgun) T.Taylor left end pushed ob at ARZ 29 for 49 yards (M.Cooper).
- 1-10-ARZ 29 (6:46) T.Taylor pass short left to R.Woods to ARZ 26 for 3 yards (T.Branch). Caught along sideline at ARZ 27.
- 2-7-ARZ 26 (6:13) L.McCoy left tackle to ARZ 9 for 17 yards (M.Golden, T.Jefferson).
- 1-9-ARZ 9 (5:34) (Shotgun) M.Gillislee up the middle to ARZ 3 for 6 yards (D.Bucannon, R.Gunter).
- 2-3-ARZ 3 (5:01) (Shotgun) T.Taylor left guard to ARZ 6 for -3 yards (Ch.Jones).
- 3-6-ARZ 6 (4:24) (Shotgun) T.Taylor pass short right to W.Powell to ARZ 1 for 5 yards (M.Cooper, T.Jefferson). Caught at ARZ 2, slanting to middle.
- 4-1-ARZ 1 (3:32) **D.Carpenter 19 yard field goal is GOOD, Center-G.Sanborn, Holder-C.Schmidt.**

R2

R3

<b>ARZ 0 BUF 3, 7 plays, 77 yards, 3:51 drive, 11:31 elapsed</b>
--

J.Gay kicks 65 yards from BUF 35 to end zone, Touchback. Kick through end zone.

#### Arizona Cardinals at 3:29

- 1-10-ARZ 25 (3:29) D.Johnson left tackle to ARZ 22 for -3 yards (K.Williams).
- 2-13-ARZ 22 (2:47) C.Palmer pass incomplete deep middle to M.Floyd (C.Graham). ARZ-M.Floyd was injured during the play. Receiver and coverage at BUF 33.
- 3-13-ARZ 22 (2:40) (Shotgun) C.Palmer pass incomplete short right to Jo.Brown. Underthrown, receiver in flat at ARZ 35. Pressure on QB: J.Hughes.
- 4-13-ARZ 22 (2:34) D.Butler punts 31 yards to BUF 47, Center-K.Canaday, out of bounds.

#### Buffalo Bills at 2:25

- 1-10-BUF 47 (2:25) (Shotgun) L.McCoy left end pushed ob at ARZ 47 for 6 yards (K.Minter).
- 2-4-ARZ 47 (2:02) (Shotgun) T.Taylor pass short right to W.Powell to ARZ 38 for 9 yards (M.Cooper). Caught at ARZ 39, slanting to middle.
- 1-10-ARZ 38 (1:39) (No Huddle, Shotgun) T.Taylor pass short right to W.Powell ran ob at ARZ 29 for 9 yards. Caught along sideline at ARZ 29.
- Penalty on BUF-W.Powell, Illegal Touch Pass, declined.*
- PENALTY on BUF-R.Woods, Offensive Pass Interference, 10 yards, enforced at ARZ 38 - No Play.*
- 1-20-ARZ 48 (1:18) (Shotgun) T.Taylor pass incomplete short right to W.Powell. Through receiver's hands at ARZ 43, crossing to middle.
- 2-20-ARZ 48 (1:13) (Shotgun) T.Taylor pass deep left to R.Woods to ARZ 24 for 24 yards (P.Peterson). Caught near sideline at ARZ 25.
- Penalty on ARZ-P.Peterson, Defensive Holding, declined.*
- 1-10-ARZ 24 (:59) **(No Huddle, Shotgun) L.McCoy up the middle for 24 yards, TOUCHDOWN.**

P4

P5

R6

D.Carpenter extra point is GOOD, Center-G.Sanborn, Holder-C.Schmidt.



**Arizona Cardinals vs Buffalo Bills at New Era Field**

**ARZ 0 BUF 10, 5 plays, 53 yards, 1:30 drive, 14:05 elapsed**

J.Gay kicks 65 yards from BUF 35 to end zone, Touchback. A.Ellington kneels 2 yds. into end zone.

**Arizona Cardinals at 0:55**

- 1-10-ARZ 25 (:55) C.Palmer pass incomplete deep left to Jo.Brown (C.Graham). Receiver and coverage in flat at BUF 37.
- 2-10-ARZ 25 (:48) D.Johnson left guard to ARZ 30 for 5 yards (L.Alexander, Z.Brown).
- 3-5-ARZ 30 (:07) (Shotgun) C.Palmer pass incomplete short right to Ja.Brown (A.Williams). Receiver at ARZ 44, crossing to middle (ball tipped at ARZ 40).
- 4-5-ARZ 30 (:02) D.Butler punts 40 yards to BUF 30, Center-K.Canaday. B.Tate to ARZ 39 for 31 yards (D.Bucannon, D.Butler). ARZ-K.Canaday was injured during the play.  
End of quarter - 1.45 pm

**END OF QUARTER**

	Score	Time Poss	First Downs				Efficiencies	
			R	P	X	T	3 Down	4 Down
Arizona Cardinals	0	5:08	0	0	0	0	0/4	0/0
Buffalo Bills	10	9:52	3	3	0	6	0/3	0/0

## Second Quarter

9/25/2016

Play By Play

Buffalo Bills continued.

## Buffalo Bills at 15:00

- 1-10-ARZ 39 (15:00) (Shotgun) T.Taylor pass incomplete short middle to R.Woods. Dropped, receiver at ARZ 35.  
*PENALTY on BUF-R.Incognito, Illegal Use of Hands, 10 yards, enforced at ARZ 39 - No Play.*
- 1-20-ARZ 49 (14:55) (Shotgun) T.Taylor pass incomplete short left to W.Powell. Dropped, receiver near sideline at ARZ 46.
- 2-20-ARZ 49 (14:51) (Shotgun) T.Taylor FUMBLES (Aborted) at BUF 48, and recovers at BUF 48. T.Taylor to BUF 48 for no gain (Ch.Jones). Fumble on handoff exchange to M.Gillislee.
- 3-23-BUF 48 (14:14) (Shotgun) T.Taylor pass deep right intended for M.Goodwin INTERCEPTED by P.Peterson at ARZ 10. P.Peterson ran ob at ARZ 10 for no gain. Intercepted along sideline.

## Arizona Cardinals at 14:10

- 1-10-ARZ 10 (14:10) (Shotgun) C.Palmer pass incomplete short right to L.Fitzgerald (J.Hughes). Receiver in flat at ARZ 9 (pass batted at ARZ 6).
- 2-10-ARZ 10 (14:06) (Shotgun) C.Palmer pass incomplete short left to Jo.Brown. Underthrown, receiver along sideline at ARZ 23.
- 3-10-ARZ 10 (14:01) (Shotgun) *PENALTY on ARZ-J.Veldheer, False Start, 5 yards, enforced at ARZ 10 - No Play.*
- 3-15-ARZ 5 (14:01) (Shotgun) C.Palmer pass short left to D.Johnson to ARZ 10 for 5 yards (P.Brown). Dump pass, caught at ARZ 5.
- 4-10-ARZ 10 (13:25) C.Catanzaro punts 47 yards to BUF 43, Center-K.Canaday, downed by ARZ-J.Bethel.  
*PENALTY on ARZ-J.Bethel, Illegal Touch Kick, 5 yards, enforced at BUF 43.*

## Buffalo Bills at 13:16

- 1-10-BUF 48 (13:16) *PENALTY on ARZ-C.Peters, Encroachment, 5 yards, enforced at BUF 48 - No Play.*
- 1-5-ARZ 47 (13:16) L.McCoy right tackle to ARZ 29 for 18 yards (T.Jefferson). Key block: J.Miller. R7
- 1-10-ARZ 29 (12:34) T.Taylor scrambles right tackle to ARZ 19 for 10 yards (C.Campbell). R8
- 1-10-ARZ 19 (11:56) Direct snap to L.McCoy (T.Taylor at WR). (Shotgun) L.McCoy right guard to ARZ 11 for 8 yards (P.Peterson, D.Swearinger).
- 2-2-ARZ 11 (11:18) (Shotgun) T.Taylor pass incomplete short middle to C.Clay (C.Campbell). Receiver at ARZ 7, pass batted at ARZ 11.
- 3-2-ARZ 11 (11:13) M.Gillislee left guard to ARZ 5 for 6 yards (D.Swearinger; D.Bucannon). R9
- 1-5-ARZ 5 (10:32) **L.McCoy left end for 5 yards, TOUCHDOWN.** R10  
 D.Carpenter extra point is GOOD, Center-G.Sanborn, Holder-C.Schmidt.

ARZ 0 BUF 17, 6 plays, 52 yards, 1 penalty, 2:51 drive, 4:35 elapsed

J.Gay kicks 64 yards from BUF 35 to ARZ 1. A.Ellington pushed ob at ARZ 16 for 15 yards (N.Robey-Coleman).

## Arizona Cardinals at 10:25, (1st play from scrimmage 10:20)

- 1-10-ARZ 16 (10:20) C.Palmer pass incomplete deep middle to Jo.Brown (S.Gilmore). BUF-A.Williams was injured during the play. Receiver and coverage at BUF 47.
- 2-10-ARZ 16 (10:13) (Shotgun) C.Palmer pass short right to Jo.Brown to ARZ 25 for 9 yards (C.White). Caught in flat at ARZ 25.
- 3-1-ARZ 25 (9:33) D.Johnson left guard to ARZ 26 for 1 yard (Z.Brown, A.Washington). Measurement = first down. R1
- 1-10-ARZ 26 (8:57) D.Johnson left tackle pushed ob at ARZ 37 for 11 yards (Z.Brown). R2
- 1-10-ARZ 37 (8:20) (Shotgun) C.Palmer pass incomplete deep left to J.Gresham (S.Gilmore). Receiver and coverage near sideline at BUF 45.
- 2-10-ARZ 37 (8:15) D.Johnson up the middle to ARZ 43 for 6 yards (P.Brown, L.Alexander).
- 3-4-ARZ 43 (7:35) (Shotgun) C.Palmer pass short middle to L.Fitzgerald to 50 for 7 yards (N.Robey-Coleman). Caught at ARZ 43, slanting from left.  
*PENALTY on ARZ-Jo.Brown, Offensive Pass Interference, 10 yards, enforced at ARZ 43 - No Play.*
- 3-14-ARZ 33 (7:08) (Shotgun) C.Palmer sacked at ARZ 29 for -4 yards (L.Alexander).  
*PENALTY on BUF-J.Hughes, Unnecessary Roughness, 15 yards, enforced at ARZ 29.* X3
- 1-10-ARZ 44 (6:36) C.Palmer pass short middle to D.Fells to BUF 49 for 7 yards (C.Graham). Caught at BUF 49.  
*PENALTY on ARZ-M.Floyd, Illegal Formation, 5 yards, enforced at ARZ 44 - No Play.*
- 1-15-ARZ 39 (6:05) (Shotgun) C.Palmer pass short right to Ja.Brown to 50 for 11 yards (C.Bryant) [J.Hughes]. Caught in flat at ARZ 45.
- 2-4-50 (5:32) C.Palmer pass short right to M.Floyd to BUF 42 for 8 yards (C.White). Caught at BUF 46, slanting to middle from flat. P4
- 1-10-BUF 42 (4:59) C.Palmer pass short right to D.Johnson to BUF 31 for 11 yards (Z.Brown). Dump pass, caught at BUF 38. P5
- 1-10-BUF 31 (4:19) D.Johnson left tackle to BUF 27 for 4 yards (Z.Brown).
- 2-6-BUF 27 (3:38) D.Johnson up the middle to BUF 24 for 3 yards (L.Douzable).
- 3-3-BUF 24 (2:57) (Shotgun) C.Palmer pass short middle to D.Fells to BUF 16 for 8 yards (R.Blanton, J.Meeks). Screen pass, caught at BUF 25. P6
- 1-10-BUF 16 (2:13) D.Johnson right guard to BUF 10 for 6 yards (Z.Brown).

## Two-Minute Warning

- 2-4-BUF 10 (2:00) D.Johnson left tackle to BUF 9 for 1 yard (A.Washington, S.Gilmore).
- 3-3-BUF 9 (1:18) (Shotgun) C.Palmer pass incomplete short left to D.Fells (S.Gilmore). Receiver and coverage in flat at BUF 4.  
*PENALTY on BUF-L.Alexander, Defensive Holding, 5 yards, enforced at BUF 9 - No Play.* X7

**Arizona Cardinals vs Buffalo Bills at New Era Field**

1-4-BUF 4 (1:13) C.Palmer pass incomplete short right to L.Fitzgerald. Overthrown, receiver in rear corner of end zone.  
 2-4-BUF 4 (1:09) **D.Johnson up the middle to BUF 1 for 3 yards (A.Williams).**  
**The Replay Official reviewed the runner was down by contact ruling, and the play was REVERSED.**  
**D.Johnson up the middle for 4 yards, TOUCHDOWN.**  
 C.Catanzaro extra point is GOOD, Center-K.Canaday, Holder-D.Butler.

R8

<b>ARZ 7 BUF 17, 17 plays, 84 yards, 2 penalties, 9:20 drive, 13:55 elapsed</b>
---

C.Catanzaro kicks 65 yards from ARZ 35 to end zone, Touchback. Kick through end zone.

**Buffalo Bills at 1:05**

1-10-BUF 25 (1:05) (Shotgun) T.Taylor pass short left to R.Woods pushed ob at BUF 29 for 4 yards (T.Branch). Caught along sideline at BUF 27.  
 2-6-BUF 29 (:58) (No Huddle, Shotgun) M.Gillislee up the middle to BUF 37 for 8 yards (T.Branch).  
 Timeout #1 by BUF at 00:52.  
1-10-BUF 37 (:52) (Shotgun) T.Taylor pass short middle to L.McCoy to BUF 40 for 3 yards (K.Minter). Caught at BUF 39, crossing from left.  
 2-7-BUF 40 (:34) (No Huddle, Shotgun) T.Taylor pass incomplete short right to M.Goodwin. Underthrown, receiver along sideline at BUF 45.  
 3-7-BUF 40 (:30) (Shotgun) L.McCoy up the middle to BUF 49 for 9 yards (T.Jefferson). FUMBLES (T.Jefferson), recovered by BUF-J.Mills at BUF 49.  
 Timeout #2 by BUF at 00:21.  
1-10-BUF 49 (:21) (Shotgun) T.Taylor sacked at BUF 47 for -2 yards (Ch.Jones).  
 Timeout #3 by BUF at 00:13.

R11

2-12-BUF 47 (:13) (Shotgun) T.Taylor pass incomplete deep left to M.Goodwin (M.Cooper). Receiver and coverage along sideline at ARZ 35.  
 3-12-BUF 47 (:07) (Shotgun) T.Taylor pass incomplete deep left to M.Goodwin [E.Stinson]. Overthrown, receiver in rear corner of end zone.  
 End of half - 2:39 pm

R12

**END OF QUARTER**

	Score	Time Poss	First Downs				Efficiencies	
			R	P	X	T	3 Down	4 Down
Arizona Cardinals	7	10:14	3	3	2	8	2/4	0/0
Buffalo Bills	17	4:46	6	0	0	6	2/4	0/0

ARZ elects to Receive, and BUF elects to defend the West goal.

J.Gay kicks 65 yards from BUF 35 to end zone, Touchback. A.Ellington kneels 5 yds. into end zone.

#### Arizona Cardinals at 15:00

- 1-10-ARZ 25 (15:00) D.Johnson right tackle to ARZ 28 for 3 yards (L.Alexander, C.Bryant).  
 2-7-ARZ 28 (14:17) C.Palmer pass short left to T.Niklas to ARZ 28 for no gain (Z.Brown). Dump pas, caught at ARZ 28.  
 3-7-ARZ 28 (13:31) (Shotgun) C.Palmer pass incomplete short left to L.Fitzgerald. Thrown behind receiver at ARZ 28.  
 4-7-ARZ 28 (13:27) C.Catanzaro punts 19 yards to ARZ 47, Center-K.Canaday, out of bounds.

#### Buffalo Bills at 13:20

- 1-10-ARZ 47 (13:20) L.McCoy at QB (T.Taylor at WR). (Shotgun) L.McCoy up the middle to ARZ 40 for 7 yards (M.Cooper).  
 2-3-ARZ 40 (12:43) L.McCoy left tackle to ARZ 40 for no gain (C.Campbell).  
 3-3-ARZ 40 (12:06) (Shotgun) T.Taylor pass short right to W.Powell pushed ob at ARZ 26 for 14 yards (P.Peterson). Caught near sideline at ARZ 39. Key block: R.Woods. P13  
1-10-ARZ 26 (11:27) (Shotgun) T.Taylor pass incomplete short left to L.McCoy. Thrown away after pressure by K.Minter.  
 2-10-ARZ 26 (11:21) (Shotgun) T.Taylor left end to ARZ 20 for 6 yards (M.Cooper).  
 3-4-ARZ 20 **(10:39) (Shotgun) T.Taylor right tackle for 20 yards, TOUCHDOWN.** R14  
 D.Carpenter extra point is No Good, Wide Right, Center-G.Sanborn, Holder-C.Schmidt.

**ARZ 7 BUF 23, 6 plays, 47 yards, 2:49 drive, 4:29 elapsed**

J.Gay kicks 65 yards from BUF 35 to end zone, Touchback. A.Ellington kneels 4 yds. into end zone.

#### Arizona Cardinals at 10:31

- 1-10-ARZ 25 (10:31) C.Palmer pass incomplete short middle to D.Johnson [K.Williams]. Underthrown, receiver at ARZ 34, crossing from left.  
 2-10-ARZ 25 (10:25) D.Johnson up the middle to ARZ 24 for -1 yards (P.Brown, K.Williams).  
 3-11-ARZ 24 (9:39) (Shotgun) C.Palmer pass short right to L.Fitzgerald to ARZ 36 for 12 yards (C.White). Caught along sideline at ARZ 35. P9  
1-10-ARZ 36 (9:07) C.Palmer pass short left to D.Johnson to ARZ 48 for 12 yards (K.Seymour, P.Brown). Flat pass, caught at ARZ 39. P10  
1-10-ARZ 48 (8:25) D.Johnson left guard to BUF 39 for 13 yards (C.Graham). R11  
1-10-BUF 39 (7:46) C.Palmer pass short right to L.Fitzgerald pushed ob at BUF 28 for 11 yards (C.White). Caught along sideline at BUF 29. P12  
1-10-BUF 28 (7:13) C.Johnson up the middle to BUF 28 for no gain (Z.Brown).  
 2-10-BUF 28 (6:36) C.Johnson right tackle to BUF 23 for 5 yards (L.Alexander, C.White).  
 3-5-BUF 23 (5:56) (Shotgun) C.Palmer pass short right to D.Fells to BUF 16 for 7 yards (D.Williams). Caught in flat at BUF 18. P13  
1-10-BUF 16 (5:22) D.Johnson right tackle to BUF 12 for 4 yards (Z.Brown).  
 2-6-BUF 12 (4:38) (Shotgun) *PENALTY on BUF-J.Hughes, Neutral Zone Infraction, 5 yards, enforced at BUF 12 - No Play.*  
 2-1-BUF 7 (4:20) D.Johnson right tackle to BUF 7 for no gain (C.White).  
 3-1-BUF 7 (3:38) D.Johnson up the middle to BUF 7 for no gain (J.Hughes, J.Worthy).  
 4-1-BUF 7 (2:49) (Shotgun) *PENALTY on ARZ-C.Palmer, Delay of Game, 5 yards, enforced at BUF 7 - No Play.*  
 4-6-BUF 12 **(2:40) (Field Goal formation) D.Butler FUMBLES (Aborted) at BUF 22, touched at BUF 40, RECOVERED by BUF-A.Williams at BUF 47. A.Williams for 53 yards, TOUCHDOWN. Fumble touched by C.Catanzaro before A.Williams recovery.**

#### Buffalo Bills at 2:25

D.Carpenter extra point is GOOD, Center-G.Sanborn, Holder-C.Schmidt.

**ARZ 7 BUF 30, 0 plays, 53 yards, 0:00 drive , 12:35 elapsed**

J.Gay kicks 68 yards from BUF 35 to ARZ -3. A.Ellington to ARZ 17 for 20 yards (K.Seymour). BUF-M.Gillislee was injured during the play.

#### Arizona Cardinals at 2:25, (1st play from scrimmage 2:20)

- 1-10-ARZ 17 (2:20) (Shotgun) C.Palmer pass short right to Jo.Brown to ARZ 24 for 7 yards (C.White). Caught at ARZ 22, slanting to middle.  
 2-3-ARZ 24 (1:59) (No Huddle, Shotgun) C.Palmer pass short left to L.Fitzgerald to ARZ 31 for 7 yards (N.Robey-Coleman). Caught in flat at ARZ 30. P14  
*Penalty on BUF-N.Robey-Coleman, Defensive Pass Interference, declined.*  
1-10-ARZ 31 (1:39) (No Huddle, Shotgun) C.Palmer pass short right to Jo.Brown pushed ob at ARZ 46 for 15 yards (C.White). Caught along sideline at ARZ 44. P15  
1-10-ARZ 46 (1:03) C.Palmer pass short left to M.Floyd ran ob at BUF 39 for 15 yards. Caught along sideline at BUF 39. P16  
1-10-BUF 39 (:42) C.Palmer pass deep middle to M.Floyd to BUF 22 for 17 yards (R.Blanton). Caught at BUF 22, crossing from left. P17  
1-10-BUF 22 **(:19) (No Huddle, Shotgun) D.Johnson left end for 22 yards, TOUCHDOWN.** R18  
 (Pass formation) TWO-POINT CONVERSION ATTEMPT. C.Palmer pass to Ja.Brown is incomplete. ATTEMPT FAILS. Pass tipped by J.Hughes at line.

**ARZ 13 BUF 30, 6 plays, 83 yards, 2:13 drive, 14:48 elapsed**

C.Catanzaro kicks 45 yards from ARZ 35 to BUF 20. J.Felton to BUF 31 for 11 yards (D.Swearingen).

#### Buffalo Bills at 0:12, (1st play from scrimmage 0:08)

Arizona Cardinals vs Buffalo Bills at New Era Field

1-10-BUF 31 (:08) T.Taylor sacked at BUF 23 for -8 yards (M.Golden).

End of quarter - 3.28 pm

END OF QUARTER

	Score	Time Poss	First Downs				Efficiencies	
			R	P	X	T	3 Down	4 Down
Arizona Cardinals	13	11:59	2	8	0	10	2/4	0/1
Buffalo Bills	30	3:01	1	1	0	2	2/2	0/0



## Fourth Quarter

9/25/2016

## Play By Play

## Buffalo Bills continued.

- 2-18-BUF 23 (15:00) L.McCoy at QB (T.Taylor at WR). (Shotgun) L.McCoy right tackle to BUF 25 for 2 yards (T.Mathieu).  
*PENALTY on BUF-J.Mills, Offensive Holding, 10 yards, enforced at BUF 25.*
- 2-26-BUF 15 (14:31) L.McCoy right tackle to BUF 13 for -2 yards (C.Campbell).
- 3-28-BUF 13 (13:49) (Shotgun) T.Taylor pass short left to R.Woods to BUF 20 for 7 yards (T.Mathieu). Caught at BUF 15, crossing from middle.
- 4-21-BUF 20 (13:03) C.Schmidt punts 26 yards to BUF 46, Center-G.Sanborn, out of bounds.

## Arizona Cardinals at 12:55

- 1-10-BUF 46 (12:55) (Shotgun) C.Palmer pass short middle to L.Fitzgerald pushed ob at BUF 33 for 13 yards (K.Seymour). Caught at BUF 43, crossing from left. P19
- 1-10-BUF 33 (12:32) (No Huddle, Shotgun) C.Palmer pass incomplete short left to D.Fells (Z.Brown). Overthrown, receiver in coverage at BUF 28.  
*PENALTY on BUF-Z.Brown, Defensive Pass Interference, 5 yards, enforced at BUF 33 - No Play.* X20
- 1-10-BUF 28 (12:27) D.Johnson left end to BUF 20 for 8 yards (P.Brown).  
*PENALTY on ARZ-A.Shipley, Offensive Holding, 10 yards, enforced at BUF 28 - No Play.*  
Timeout #1 by BUF at 11:55.
- 1-20-BUF 38 (11:54) (Shotgun) C.Palmer sacked at BUF 47 for -9 yards (C.Graham).
- 2-29-BUF 47 (11:28) (No Huddle, Shotgun) C.Palmer pass incomplete short left to M.Floyd.
- 3-29-BUF 47 (11:22) (Shotgun) C.Palmer pass short middle to L.Fitzgerald to BUF 42 for 5 yards (C.Graham). Caught at BUF 43, crossing from right.
- 4-24-BUF 42 (10:41) **C.Catanzaro 60 yard field goal is GOOD, Center-K.Canaday, Holder-D.Butler. 2nd longest FG in Cardinals history (61 yds, Jay Feely, vs. Buf., 10/14/12)**

ARZ 16 BUF 30, 5 plays, 4 yards, 1 penalty, 2:19 drive, 4:24 elapsed
--

C.Catanzaro kicks 41 yards from ARZ 35 to BUF 24. J.Felton to BUF 31 for 7 yards (D.Swearinger, A.Fua).

## Buffalo Bills at 10:36, (1st play from scrimmage 10:32)

- 1-10-BUF 31 (10:32) (Shotgun) L.McCoy right tackle to BUF 36 for 5 yards (C.Campbell).
- 2-5-BUF 36 (9:56) L.McCoy up the middle to BUF 42 for 6 yards (T.Jefferson). R15
- 1-10-BUF 42 (9:19) T.Taylor pass short right to N.O'Leary pushed ob at ARZ 30 for 28 yards (T.Jefferson). Caught near sideline at ARZ 44. P16
- 1-10-ARZ 30 (8:44) (Shotgun) T.Taylor to ARZ 33 for -3 yards (T.Mathieu). FUMBLES (T.Mathieu), touched at ARZ 33, ball out of bounds at ARZ 40. Attempted pitch-back to R.Woods, batted from QB's hand at ARZ 33.
- 2-20-ARZ 40 (8:17) T.Taylor pass incomplete deep right to C.Clay. Overthrown, receiver in flat at ARZ 21.
- 3-20-ARZ 40 (8:15) (Shotgun) T.Taylor sacked at ARZ 47 for -7 yards (T.Jefferson).  
*Penalty on BUF-C.Kouandjio, Offensive Holding, declined.*
- 4-27-ARZ 47 (7:45) C.Schmidt punts 43 yards to ARZ 4, Center-G.Sanborn, downed by BUF-R.Humber.

## Arizona Cardinals at 7:35

- 1-10-ARZ 4 (7:35) (Shotgun) C.Palmer pass incomplete short right to M.Floyd. Thrown behind receiver, in flat at ARZ 9.
- 2-10-ARZ 4 (7:31) (No Huddle, Shotgun) C.Palmer pass short left to Jo.Brown ran ob at ARZ 16 for 12 yards. Caught along sideline at ARZ 16. P21
- 1-10-ARZ 16 (7:03) (Shotgun) C.Palmer pass short left to L.Fitzgerald to ARZ 25 for 9 yards (C.Graham). Flat pass, caught at ARZ 17.
- 2-1-ARZ 25 (6:40) (No Huddle, Shotgun) C.Palmer pass deep left intended for Jo.Brown INTERCEPTED by S.Gilmore at ARZ 44. S.Gilmore to ARZ 30 for 14 yards (E.Watford). Receiver underthrown.

## Buffalo Bills at 6:30

- 1-10-ARZ 30 (6:30) L.McCoy up the middle to ARZ 33 for -3 yards (Ch.Jones).  
*PENALTY on BUF-C.Kouandjio, Offensive Holding, 10 yards, enforced at ARZ 30 - No Play.*
- 1-20-ARZ 40 (6:18) T.Taylor pass short left to R.Woods to ARZ 32 for 8 yards (M.Cooper; T.Branch). Flat pass, caught near sideline at ARZ 39.
- 2-12-ARZ 32 (5:41) (Shotgun) L.McCoy up the middle to ARZ 31 for 1 yard (M.Golden).
- 3-11-ARZ 31 (4:57) L.McCoy right guard to ARZ 27 for 4 yards (D.Swearinger, M.Golden).  
Timeout #1 by ARZ at 04:52.
- 4-7-ARZ 27 (4:52) **D.Carpenter 45 yard field goal is GOOD, Center-G.Sanborn, Holder-C.Schmidt.**

ARZ 16 BUF 33, 4 plays, 3 yards, 1:42 drive, 10:12 elapsed
--

J.Gay kicks 65 yards from BUF 35 to end zone, Touchback. Kick through end zone.

## Arizona Cardinals at 4:48

- 1-10-ARZ 25 (4:48) (Shotgun) C.Palmer pass incomplete short right to M.Floyd. Thrown wide of receiver along sideline at ARZ 40.
- 2-10-ARZ 25 (4:42) (No Huddle, Shotgun) C.Palmer pass deep middle to Jo.Brown to ARZ 44 for 19 yards (S.Gilmore). Caught at ARZ 42, slanting from left. P22
- 1-10-ARZ 44 (4:22) (No Huddle, Shotgun) C.Palmer pass incomplete short middle to D.Johnson [P.Brown]. Dropped, receiver at ARZ 48.
- 2-10-ARZ 44 (4:16) (Shotgun) *PENALTY on ARZ-C.Palmer, Delay of Game, 5 yards, enforced at ARZ 44 - No Play.*
- 2-15-ARZ 39 (4:16) C.Palmer pass incomplete short left to Ja.Brown. Thrown wide of receiver, along sideline at ARZ 45.

**Arizona Cardinals vs Buffalo Bills at New Era Field**

3-15-ARZ 39	(4:11) (Shotgun) C.Palmer to ARZ 35 for -4 yards. FUMBLES, and recovers at ARZ 35. C.Palmer pass short right to Ja.Brown to BUF 38 for 23 yards (C.White) [J.Hughes]. Caught in flat at ARZ 42, slanting away from sideline.	P23
<u>1-10-BUF 38</u>	(3:45) (No Huddle, Shotgun) C.Palmer pass deep right to Ja.Brown to BUF 23 for 15 yards (R.Blanton) [L.Douzable]. Caught at BUF 22, crossing from middle.	P24
<u>1-10-BUF 23</u>	(3:23) (No Huddle, Shotgun) C.Palmer pass incomplete short left to L.Fitzgerald. Underthrown, thrown across field to receiver at BUF 11.	
2-10-BUF 23	(3:16) (Shotgun) C.Palmer pass deep left intended for Ja.Brown INTERCEPTED by C.Graham at BUF 1. C.Graham ran ob at BUF 1 for no gain. C.Graham's momentum carried him into end zone, by rule considered down at BUF 1. INT along sideline, receiver underthrown.	

**Buffalo Bills at 3:08**

1-10-BUF 1	<b>(3:08) L.McCoy right guard tackled in End Zone for -1 yards, SAFETY (C.Peters).</b>
------------	--

**ARZ 18 BUF 33, Safety, 11:56 elapsed**

C.Schmidt kicks 45 yards from BUF 20 to ARZ 35. Jo.Brown pushed ob at BUF 14 for 51 yards (J.Meeks).

**Arizona Cardinals at 3:04, (1st play from scrimmage 2:52)**

1-10-BUF 14	(2:52) (Shotgun) C.Palmer sacked at BUF 20 for -6 yards (J.Hughes).
2-16-BUF 20	(2:28) (No Huddle, Shotgun) C.Palmer pass incomplete short middle to D.Johnson.
3-16-BUF 20	(2:25) (Shotgun) C.Palmer pass deep left intended for M.Floyd INTERCEPTED by S.Gilmore at BUF -1. S.Gilmore pushed ob at BUF 33 for 34 yards (E.Watford). Receiver underthrown, near sideline.

**Buffalo Bills at 2:13**

1-10-BUF 33	(2:13) J.Williams right guard to BUF 34 for 1 yard (T.Jefferson, D.Bucannon). Timeout #2 by ARZ at 02:09.
2-9-BUF 34	(2:09) J.Williams up the middle to BUF 34 for no gain (J.Mauro, T.Jefferson). Timeout #3 by ARZ at 02:05.
3-9-BUF 34	(2:05) J.Williams right tackle to BUF 35 for 1 yard (M.Golden, P.Peterson).

**Two-Minute Warning**

4-8-BUF 35	(2:00) C.Schmidt punts 25 yards to ARZ 40, Center-G.Sanborn, fair catch by Jo.Brown.
------------	--

**Arizona Cardinals at 1:51**

1-10-ARZ 40	(1:51) (Shotgun) C.Palmer sacked at ARZ 38 for -2 yards (sack split by L.Alexander and K.Williams). FUMBLES (L.Alexander), recovered by ARZ-E.Watford at ARZ 39. E.Watford attempted to advance, but could not by rule inside final two minutes.	
2-11-ARZ 39	(1:26) C.Palmer pass deep left to M.Floyd ran ob at BUF 36 for 25 yards.	P25
<u>1-10-BUF 36</u>	(1:18) (No Huddle, Shotgun) C.Palmer pass short left to Jo.Brown pushed ob at BUF 28 for 8 yards (S.Gilmore). Caught along sideline at BUF 28.	
2-2-BUF 28	(1:14) (No Huddle, Shotgun) C.Palmer pass deep right intended for M.Floyd INTERCEPTED by C.White at BUF -5. Touchback. INT in rear corner of end zone.	

**Buffalo Bills at 1:07**

1-10-BUF 20	(1:07) T.Taylor kneels to BUF 19 for -1 yards.
2-11-BUF 19	(:38) T.Taylor kneels to BUF 17 for -2 yards.
End of game - 4:20 pm	

**END OF QUARTER**

	Score	Time Poss	First Downs				Efficiencies	
			R	P	X	T	3 Down	4 Down
Arizona Cardinals	18	6:39	0	6	1	7	1/3	0/0
Buffalo Bills	33	8:21	1	1	0	2	0/4	0/0

# Miscellaneous Statistics Report

Arizona Cardinals vs Buffalo Bills

9/25/2016 at New Era Field

## Ten Longest Plays for Arizona Cardinals

Yards	Qtr	Play Start	Play Description
25	4	2-11-ARZ 39	(1:26) C.Palmer pass deep left to M.Floyd ran ob at BUF 36 for 25 yards.
23	4	3-15-ARZ 39	(4:11) (Shotgun) C.Palmer to ARZ 35 for -4 yards. FUMBLES, and recovers at ARZ 35. C.Palmer pass short right to Ja.Brown to BUF 38 for 23 yards (C.White) [J.Hughes]. Caught in flat at ARZ 42, slanting away from sideline.
22	3	1-10-BUF 22	(:19) (No Huddle, Shotgun) D.Johnson left end for 22 yards, TOUCHDOWN.
19	4	2-10-ARZ 25	(4:42) (No Huddle, Shotgun) C.Palmer pass deep middle to Jo.Brown to ARZ 44 for 19 yards (S.Gilmore). Caught at ARZ 42, slanting from left.
17	3	1-10-BUF 39	(:42) C.Palmer pass deep middle to M.Floyd to BUF 22 for 17 yards (R.Blanton). Caught at BUF 22, crossing from left.
15	3	1-10-ARZ 31	(1:39) (No Huddle, Shotgun) C.Palmer pass short right to Jo.Brown pushed ob at ARZ 46 for 15 yards (C.White). Caught along sideline at ARZ 44.
15	3	1-10-ARZ 46	(1:03) C.Palmer pass short left to M.Floyd ran ob at BUF 39 for 15 yards. Caught along sideline at BUF 39.
15	4	1-10-BUF 38	(3:45) (No Huddle, Shotgun) C.Palmer pass deep right to Ja.Brown to BUF 23 for 15 yards (R.Blanton) [L.Douzable]. Caught at BUF 22, crossing from middle.
13	3	1-10-ARZ 48	(8:25) D.Johnson left guard to BUF 39 for 13 yards (C.Graham).
13	4	1-10-BUF 46	(12:55) (Shotgun) C.Palmer pass short middle to L.Fitzgerald pushed ob at BUF 33 for 13 yards (K.Seymour). Caught at BUF 43, crossing from left.

## Ten Longest Plays for Buffalo Bills

Yards	Qtr	Play Start	Play Description
49	1	1-10-BUF 22	(7:20) (Shotgun) T.Taylor left end pushed ob at ARZ 29 for 49 yards (M.Cooper).
28	4	1-10-BUF 42	(9:19) T.Taylor pass short right to N.O'Leary pushed ob at ARZ 30 for 28 yards (T.Jefferson). Caught near sideline at ARZ 44.
24	1	2-20-ARZ 48	(1:13) (Shotgun) T.Taylor pass deep left to R.Woods to ARZ 24 for 24 yards (P.Peterson). Caught near sideline at ARZ 25.
24	1	1-10-ARZ 24	(:59) (No Huddle, Shotgun) L.McCoy up the middle for 24 yards, TOUCHDOWN.
20	3	3-4-ARZ 20	(10:39) (Shotgun) T.Taylor right tackle for 20 yards, TOUCHDOWN.
18	2	1-5-ARZ 47	(13:16) L.McCoy right tackle to ARZ 29 for 18 yards (T.Jefferson). Key block: J.Miller.
17	1	2-7-ARZ 26	(6:13) L.McCoy left tackle to ARZ 9 for 17 yards (M.Golden, T.Jefferson).
14	3	3-3-ARZ 40	(12:06) (Shotgun) T.Taylor pass short right to W.Powell pushed ob at ARZ 26 for 14 yards (P.Peterson). Caught near sideline
10	2	1-10-ARZ 29	(12:34) T.Taylor scrambles right tackle to ARZ 19 for 10 yards (C.Campbell).
9	1	2-4-ARZ 47	(2:02) (Shotgun) T.Taylor pass short right to W.Powell to ARZ 38 for 9 yards (M.Cooper). Caught at ARZ 39, slanting to

## Touchdown Scoring Information

		Offense	Defense	Special Teams
VISITOR	Arizona Cardinals	2	0	0
HOME	Buffalo Bills	3	1	0

## Player Scoring Information

Club	Player	TD	Rush TD	Rec TD	KO TD	Punt TD	Int TD	Fum TD	Misc TD	FG	XP	2Pt Rush	2Pt Rec	Sfty	Points
ARZ	D.Johnson	0	2	0	0	0	0	0	0	0	0	0	0	0	12
ARZ	C.Catanzaro	0	0	0	0	0	0	0	0	1	1	0	0	0	4
ARZ	C.Peters	0	0	0	0	0	0	0	0	0	0	0	0	1	2
BUF	L.McCoy	0	2	0	0	0	0	0	0	0	0	0	0	0	12
BUF	D.Carpenter	0	0	0	0	0	0	0	0	2	3	0	0	0	9
BUF	T.Taylor	0	1	0	0	0	0	0	0	0	0	0	0	0	6

## Possession Detail

	First Half		Second Half		Game	
	Visitor	Home	Visitor	Home	Visitor	Home
Largest Lead	0	17	0	23	0	23
Drives Leading	0	4	0	7	0	11
Time of Possession Leading	0:00	6:16	0:00	11:22	0:00	17:38
Largest Deficit	-17	0	-23	0	-23	0
Drives Trailing	4	0	8	0	12	0
Time of Possession Trailing	12:13	0:00	18:38	0:00	30:51	0:00
Times Score Tied Up		0		0		0
Lead Changes		1		0		1

# Playtime Percentage

*Percent of playtime per player on offense, defense and special teams*

Arizona Cardinals						Buffalo Bills					
		Offense	Defense	Special Teams				Offense	Defense	Special Teams	
D Humphries	T	82 100%		3	9%	R Incognito	G	64 100%		6	19%
E Watford	G	82 100%		3	9%	C Kouandjio	T	64 100%		6	19%
M Iupati	G	82 100%		3	9%	J Mills	T	64 100%		6	19%
J Veldheer	T	82 100%		3	9%	J Miller	G	64 100%		6	19%
C Palmer	QB	82 100%				E Wood	C	64 100%			
A Shipley	C	82 100%				T Taylor	QB	64 100%			
L Fitzgerald	WR	80 98%				R Woods	WR	61 95%			
D Johnson	RB	79 96%				M Goodwin	WR	53 83%			
M Floyd	WR	74 90%				C Clay	TE	53 83%			
D Fells	TE	50 61%		4	12%	L McCoy	RB	48 75%			
J Brown	WR	47 57%		5	16%	W Powell	WR	41 64%			
J Brown	WR	39 48%		16	50%	J Felton	FB	16 25%		4	12%
T Niklas	TE	18 22%		25	78%	N O'Leary	TE	14 22%		8	25%
J Gresham	TE	18 22%				M Gillislee	RB	10 16%		23	72%
C Johnson	RB	3 4%				R Groy	G	7 11%		6	19%
A Ellington	RB	1 1%		7	22%	B Tate	WR	6 9%		11	34%
J Nelson	WR	1 1%		1	3%	J Williams	RB	6 9%			
T Jefferson	SS		64 100%	14	44%	J Dray	TE	5 8%		2	6%
P Peterson	CB		64 100%	10	31%	C Graham	FS		82 100%	9	28%
D Bucannon	LB		64 100%	8	25%	P Brown	LB		82 100%	8	25%
M Cooper	CB		63 98%	3	9%	C White	CB		81 99%	19	59%
C Jones	LB		61 95%	7	22%	S Gilmore	CB		81 99%	3	9%
K Minter	LB		61 95%			J Hughes	LB		80 98%	1	3%
C Campbell	DT		60 94%	10	31%	A Williams	SS		67 82%	3	9%
T Mathieu	FS		52 81%			K Williams	DT		64 78%	1	3%
M Golden	LB		47 73%	1	3%	L Alexander	LB		56 68%	22	69%
C Peters	NT		41 64%	6	19%	N Robey	CB		49 60%	17	53%
T Branch	SS		39 61%	23	72%	Z Brown	LB		49 60%	13	41%
E Stinson	DT		39 61%	6	19%	D Williams	SS		35 43%	21	66%
J Mauro	DT		21 33%	8	25%	R Blanton	FS		32 39%	19	59%
D Swearinger	FS		15 23%	16	50%	C Bryant	NT		32 39%	10	31%
R Gunter	DT		7 11%			A Washington	DT		30 37%	2	6%
A Okafor	LB		3 5%	14	44%	L Douzable	DE		26 32%	8	25%
T Simon	CB		3 5%	12	38%	L McCray	LB		21 26%	17	53%
J Bethel	CB			28	88%	K Seymour	CB		13 16%	12	38%
A Fua	LB			27	84%	J Meeks	SS		12 15%	20	62%
G Martin	LB			22	69%	B Spikes	LB		5 6%	2	6%
S Taylor	RB			19	59%	J Worthy	DT		3 4%	2	6%
B Williams	CB			12	38%	R Humber	LB		1 1%	23	72%
C Catanzaro	K			9	28%	C Schmidt	P			12	38%
K Canaday	LS			9	28%	G Sanborn	LS			11	34%
D Butler	P			7	22%	J Gay	K			7	22%
E Boehm	C			7	22%	D Carpenter	K			6	19%
J Wetzell	T			3	9%	G Ikard	C			6	19%