



# MIAMI DOLPHINS WEEKLY RELEASE

---

WEEK 2

MIAMI DOLPHINS (0-1) AT NEW ENGLAND PATRIOTS (1-0)

SUNDAY, SEPT. 18, 2016 | 1 PM ET | GILLETTE STADIUM | FOXBOROUGH, MASS.







## 2016 MIAMI DOLPHINS SCHEDULE

**JULY 29**

Dolphins hold first training camp practice of 2016 season

**SEPT. 8, 11-12**

Kickoff Weekend 2016

**JAN. 29, 2017**

Pro Bowl  
Orlando, Fla.

**FEB. 5, 2017**

Super Bowl LI  
Houston, Texas

**APRIL 27-29, 2017**

NFL Draft  
Philadelphia, Pa.

### PRESEASON

DATE	OPPONENT	STADIUM	TIME/ RESULT	NETWORK	RADIO	PRESENTING SPONSOR	GIVEAWAY
Fri., Aug. 12	at New York Giants	MetLife Stadium	W, 27-10	WFOR CBS4	560 WQAM KISS 99.9		
Fri., Aug. 19	at Dallas Cowboys	AT&T Stadium	L, 14-41	WFOR CBS4	560 WQAM KISS 99.9		
Thurs., Aug. 25	Atlanta Falcons	Camping World Stadium	W, 17-6	NBC	560 WQAM KISS 99.9		
Thurs., Sept. 1	Tennessee Titans	Hard Rock Stadium	L, 10-21	WFOR CBS4	560 WQAM KISS 99.9		

### REGULAR SEASON

DATE	OPPONENT	STADIUM	TIME/ RESULT	NETWORK	RADIO	PRESENTING SPONSOR	GIVEAWAY
Sun., Sept. 11	at Seattle Seahawks	CenturyLink Field	L, 10-12	CBS	560 WQAM KISS 99.9		
Sun., Sept. 18	at New England Patriots	Gillette Stadium	1 p.m.	CBS	560 WQAM KISS 99.9		
Sun., Sept. 25	Cleveland Browns	Hard Rock Stadium	1 p.m.	CBS	560 WQAM KISS 99.9	<b>Publix</b>	Jersey Rally Towel
Thurs., Sept. 29	at Cincinnati Bengals	Paul Brown Stadium	8:25 p.m.	NFL Network	560 WQAM KISS 99.9		
Sun., Oct. 9	Tennessee Titans	Hard Rock Stadium	1 p.m.*	CBS	560 WQAM KISS 99.9		
Sun., Oct. 16	Pittsburgh Steelers	Hard Rock Stadium	1 p.m.*	CBS	560 WQAM KISS 99.9		
Sun., Oct. 23	Buffalo Bills	Hard Rock Stadium	1 p.m.*	CBS	560 WQAM KISS 99.9	<b>AARP</b> Foundation	Roller Banner
BYE WEEK							
Sun., Nov. 6	New York Jets	Hard Rock Stadium	1 p.m.*	CBS	560 WQAM KISS 99.9		
Sun., Nov. 13	at San Diego Chargers	Qualcomm Stadium	4:05 p.m.*	CBS	560 WQAM KISS 99.9		
Sun., Nov. 20	at Los Angeles Rams	Los Angeles Memorial Coliseum	4:05 p.m.*	FOX	560 WQAM KISS 99.9		
Sun., Nov. 27	San Francisco 49ers	Hard Rock Stadium	1 p.m.*	FOX	560 WQAM KISS 99.9		
Sun., Dec. 4	at Baltimore Ravens	M&T Bank Stadium	1 p.m.*	CBS	560 WQAM KISS 99.9		
Sun., Dec. 11	Arizona Cardinals	Hard Rock Stadium	1 p.m.*	FOX	560 WQAM KISS 99.9		
Sat., Dec. 17	at New York Jets	MetLife Stadium	8:25 p.m.	NFL Network	560 WQAM KISS 99.9		
Sat., Dec. 24	at Buffalo Bills	New Era Field	1 p.m.	CBS	560 WQAM KISS 99.9		
Sun., Jan. 1	New England Patriots	Hard Rock Stadium	1 p.m.*	CBS	560 WQAM KISS 99.9		

\* Game subject to flexible scheduling in Weeks 5-15 and Week 17  
All times Eastern



All Dolphins games can be heard on 560 WQAM and Kiss 99.9, the flagship stations of the Miami Dolphins Radio Network, Dolphins.com and throughout South and Central Florida on stations that make up The Miami Dolphins Radio Network. In addition to the game broadcasts, the stations will feature expanded pre-, halftime and postgame shows. Dolphins fans who tune into Miami's Sportsradio 560 WQAM will have the opportunity to listen to live broadcasts of Head Coach Adam Gase's day-after game press conferences and "Dolphins Friday," a day of Dolphins' centric-content on the station featuring interviews with players, coaches, and team executives.

### 2016 AFC EAST STANDINGS

TEAM	W	L	PCT	PF	PA
Patriots	1	0	1.000	23	21
Dolphins	0	1	.000	10	12
Jets	0	1	.000	22	23
Bills	0	1	.000	7	13



---

## WEEK 2: AT NEW ENGLAND TABLE OF CONTENTS

MEDIA INFORMATION	2-3
TEAM NOTES	4-5
OFFENSIVE PLAYER NOTES	6-7
DEFENSIVE PLAYER NOTES	8-9
SPECIAL TEAMS NOTES	10
WHAT TO LOOK FOR IN 2016	11
THE DOLPHINS VS. THE PATRIOTS	12-14
THE LAST TIME THEY MET...	15
FREE AGENCY TRACKER	16
2016 ROOKIE CLASS	17
HARD ROCK STADIUM MODERNIZATION	18-19
RISE YOUTH PROGRAM AWARDS	20
DEPTH CHART	21
PROJECTED CONTRIBUTORS	22-23
TRANSACTIONS	24-25
NUMERICAL ROSTER	26
ALPHABETICAL ROSTER	27
POSITIONAL ROSTER/PRONUNCIATIONS	28
HOW THEY WERE ACQUIRED	29
DOLPHINS ON THE AIR	30
2016 GAME RECAPS	31
STEPHEN M. ROSS	32
MIKE TANNENBAUM	33
CHRIS GRIER	34
ADAM GASE	35
THE COACHING STAFF	36-37
PLAYER BIOS	39-92
SUPPLEMENTAL STATISTICS	93-105
LAST WEEK'S GAME BOOK	106-119
2015 STATISTICS	120-121
2016 PRESEASON STATISTICS	122-124



## WEEKLY MEDIA SCHEDULE: WEEK 2 - NEW ENGLAND

13 TUE	14 WED	15 THU	16 FRI	17 SAT	18 SUN	19 MON
No media availability	<u>Open Locker Room</u> 11:35 a.m. - 12:20 p.m.  <u>Practice*</u> 1:15 - 3 p.m.  Head Coach Adam Gase available following practice (media work room)  <u>Conference Calls</u> 9:20 a.m. - Bill Belichick 11:45 a.m. - Jimmy Garoppolo	<u>Open Locker Room</u> 11:35 a.m. - 12:20 p.m.  <u>Coordinators</u> 11:35 am (interview room in lobby)  <u>Practice*</u> 1:15 - 3 p.m.  Head Coach Adam Gase available following practice (media work room)	<u>Practice*</u> 1:15 - 3 p.m.  <u>Open Locker Room</u> Following practice  Head Coach Adam Gase available following practice (media work room)	No media availability	<u>Week 2</u> at New England Kickoff - 1 p.m. TV - CBS	TBD - Head Coach Adam Gase Press Conference

\* Practice will be open to media for approximately 30 minutes

### DOLPHINS ON THE AIR

Television:	WFOR-TV (CBS 4 - Miami-Ft. Lauderdale), WBBH/ NBC (2) and WBBH-D2/Comcast (Spanish) (216 - Naples/Ft. Myers), WTVX-CW (34) WWHB (Spanish) (48 - West Palm Beach/Treasure Coast) and WRDQ (27 - Orlando)	
Broadcasters:	Greg Gumbel - Play-By-Play Trent Green - Color Analyst Jamie Erdahl - Sideline	
Local Radio:	Dolphins Radio Network KISS 99.9-FM WQAM 560-AM	
Broadcasters:	Jimmy Cefalo - Play-By-Play Bob Griese - Color Analyst Joe Rose - Color Analyst Kim Bokamper - Sideline	 
Spanish Radio:	Dolphins Spanish Radio WNMA-1210 AM	
Broadcasters:	Raul Striker Jr. - Play-By-Play Eduardo Martell - Color Analyst	
National Radio:	ESPN Radio	
Broadcasters:	Marc Kestecher - Play-By-Play Bill Polian - Color Analyst Sal Paolantonio - Sideline	

### ROAD WARRIORS

Miami's eight road games in 2016 will have the team travel a total of **25,516 miles (roundtrip)** away from home. It will be the **most miles traveled** by the Dolphins in an eight-game road schedule in team history (does not include London games in 2015 and 2007, where Miami was designated as the home team). The 25,516 road-game miles will be **the most of any NFL team located in the Eastern time zone** in 2016 and the fourth-most in the NFL, behind the Los Angeles Rams, Oakland Raiders and Seattle Seahawks.

### MOST MILES (2016)

RNK	TEAM	MILES
1	Los Angeles Rams	37,072
2	Oakland Raiders	31,580
3	Seattle Seahawks	27,724
4	<b>MIAMI DOLPHINS</b>	<b>25,516</b>
5	San Francisco 49ers	25,330
6	Jacksonville Jaguars	23,652
7	San Diego Chargers	23,354
8	Arizona Cardinals	21,160

\* Regular season games only

### COMMUNICATIONS DEPARTMENT

#### INTERVIEW REQUESTS

All interview requests for Miami Dolphins executives, coaches and players should go through the Dolphins Communications Department. These should be submitted no later than 24 hours in advance.



**JASON JENKINS**

Sr. Vice President, Communications & Community Affairs

O: 954-452-7174  
M: 954-290-6864  
JJenkins@dolphins.com



**MATT TAYLOR**

Director of Football Communications

O: 954-452-7179  
M: 954-649-7505  
MattTaylor@dolphins.com



**THERESA MANAHAN**

Corporate Communications Manager

O: 305-943-1451  
M: 904-838-7160  
TManahan@dolphins.com



**BRETT BRECHEISEN**

Football Communications Manager


O: 954-452-7190  
M: 954-663-1255  
BBrecheisen@dolphins.com



**RENZO SHEPPARD**

Football Communications Manager

O: 954-452-7144  
M: 904-616-1538  
RSheppard@dolphins.com



**GAYLE BADEN**

Communications Coordinator

O: 954-452-7173  
M: 954-610-8660  
GBaden@dolphins.com



**SYDNEY WADE**

Communications Coordinator

O: 954-452-7198  
M: 305-720-5131  
SWade@dolphins.com





## MIAMI DOLPHINS MEDIA WORKROOM ACCESS & PARKING INFORMATION FOR THE 2016 SEASON

As a reminder, the workroom for accredited media covering the Miami Dolphins is located behind the Dolphins Pro Shop at the Baptist Health Training Facility at Nova Southeastern University. Access to the media workroom is granted by the Communications Staff to members of the media upon their arrival at training camp.

Parking passes are distributed by the Communications Department. The passes **need to be clearly displayed** to gain entry into the media parking areas. Media parking is available at the Nova Southeastern University Medical School garage (HPD Garage), which is next to the Dolphins Pro Shop, and located near the intersection of University Drive and S.W. 30th Street, between Griffin Road and I-595. Access to this garage is off University Drive and S.W. 30th Street. In the event the HPD Garage is full, the overflow media parking will be in the AUX Parking Lot next to the NOVA Softball fields.

PLEASE NOTE – ALL MEDIA ARE ASKED TO PARK ON THE SECOND FLOOR OF THE HPD GARAGE. PARKING ON THE FIRST FLOOR IS RESERVED FOR NOVA PATIENTS ONLY. THE GARAGE WILL BE MONITORED BY NOVA AND THOSE WHO PARK ON THE FIRST FLOOR WILL BE TICKETED.

**PLEASE PREARRANGE ALL LIVE TRUCK PARKING** through the Miami Dolphins Communications Department.

### DIRECTIONS TO PARKING GARAGE AT NOVA SOUTHEASTERN UNIVERSITY

#### FROM I-95 OR FLORIDA'S TURNPIKE

Exit at I-595; proceed west to University Drive exit  
Turn left (south) onto University Drive  
Proceed to S.W. 30th Street (Abe Fischler Blvd.) turn left (east)  
Proceed past the Miami Dolphins facility to Ray Ferrero Jr. Blvd.  
Turn right and parking garage will be on your right.

#### UNIVERSITY DRIVE

From north of I-595  
Take University Drive south past I-595 to S.W. 30th Street (Abe Fischler Blvd.) turn left (east).  
Proceed past the Miami Dolphins facility to Ray Ferrero Jr. Blvd.  
Turn right and parking garage will be on your right.

#### FROM SOUTH OF GRIFFIN ROAD

Take University Drive north past Griffin Road to S.W. 30th Street (Abe Fischler Blvd.) turn right (east)  
Proceed past the Miami Dolphins facility to Ray Ferrero Jr. Blvd.  
Turn right and parking garage will be on your right.





## TEAM NOTES

### DOLPHINS OPEN AFC EAST PLAY AT NEW ENGLAND

The Dolphins will open AFC East play on **Sunday, Sept. 18 at 1 p.m.** when they travel to New England to play the Patriots for the 102nd time in franchise history. It will be Miami's **second road game in as many weeks against an opponent who made the playoffs in 2015**. The Dolphins took the last meeting between the two teams - a **20-10 victory in Week 17 last year**, to finish the 2015 season on a winning note.

### MIAMI IN FOXBOROUGH

Foxborough has been a difficult place to play for quite some time and that has proven true for the Dolphins. Miami has **dropped the last seven contests** there. It's the Dolphins' longest road losing streak in the all-time series and the team's **longest active road winless streak against any NFL team**.

Miami's last win at New England came on **Sept. 21, 2008** in what has been aptly termed as **"The Wildcat Game."** The Dolphins won the contest, 38-13, behind 113 rushing yards from **RB Ronnie Brown**, who spent a significant portion of the game lined up in the "Wildcat formation." **QB Chad Pennington** completed 17 of 20 passes for 226 yards and the Dolphins picked up their first win of the season en route to an **11-5 record and AFC East title**.

### THE BEGINNING OF THE GASE ERA

**Adam Gase** was named the **12th head coach in Miami Dolphins history** on Jan. 9, 2016. Here is a look at all 12 Dolphins head coaches in the franchise's 50-year history:

#### ALL-TIME MIAMI DOLPHINS HEAD COACHES

HEAD COACH	COLLEGE	YEAR	RECORD
George Wilson	Northwestern	1966-69	15-39-2
Don Shula	John Carroll	1970-95	257-133-2
Jimmy Johnson	Arkansas	1996-99	36-28
Dave Wannstedt	Pittsburgh	2000-04	42-31
Jim Bates*	Tennessee	2004	3-4
Nick Saban	Kent State	2005-06	15-17
Cam Cameron	Indiana	2007	1-15
Tony Sparano	New Haven	2008-11	29-32
Todd Bowles*	Temple	2011	2-1
Joe Philbin	Washington & Jefferson	2012-15	24-28
Dan Campbell*	Texas A&M	2015	5-7
<b>ADAM GASE</b>	<b>MICHIGAN STATE</b>	<b>2016-</b>	<b>0-1</b>

\* Interim Head Coach



### GASE BY THE NUMBERS

**14** NFL offense or scoring records set or tied by the 2013 Denver Broncos when Gase was the offensive coordinator – points (606), touchdowns (76), players with 10 or more touchdowns (5), passing first downs (293), games with 50-plus points (3), points in the second half (318), individual passing yards (Peyton Manning, 5,477), individual passing touchdowns (Peyton Manning, 55), longest field goal (Matt Prater, 64 yards), most extra points (Matt Prater, 75), most four-touchdown passing games (Peyton Manning, 9), most two-touchdown passing games (Peyton Manning, 15), most 400-yard passing games (Peyton Manning, 4) and most 90-plus passer rating games (Peyton Manning, 15).

**13** Pro Bowl selections (nine different players) under Gase in his eight years as a position coach or coordinator – RB C.J. Anderson, T Ryan Clady, WR Brandon Lloyd, WR Brandon Marshall, QB Peyton Manning (3 times), WR Emmanuel Sanders, WR Demaryius Thomas (2 times), TE Julius Thomas (2 times) and G Louis Vasquez.

**606** Points scored by the 2013 Denver Broncos with Gase as the offensive coordinator, the most in a single season in NFL history.

**5,477** Passing yards for QB Peyton Manning in 2013 with Gase as the offensive coordinator, the most by any NFL player in a single season.

**4** AFC West titles won by the Denver Broncos during the six seasons that Gase was on the coaching staff.

**6.7** Points per game more than the NFL average that Gase's teams have scored in his three seasons as an NFL offensive coordinator.

**2.31** Touchdown to interception ratio by quarterbacks that Gase coached in his six seasons as an NFL offensive coordinator or quarterbacks coach. The average touchdown to interception ratio in the past six years is 1.64, a full 0.67 lower than quarterbacks Gase has coached.

**6,425.7** Average number of yards that Gase's offenses have gained per season in his three years as an NFL offensive coordinator – 829.4 more yards per season than the average NFL team in that span.

**5** Seasons that Gase's teams have finished in the top half of the NFL in total offense in the eight seasons he has been an NFL position coach or coordinator.

**.646** Winning percentage of Gase's teams when he served as offensive coordinator from 2013-15.

**192** Total touchdown passes thrown by Gase's quarterbacks in the six years he has been an NFL offensive coordinator or quarterbacks coach – an average of 32 per season.





## TEAM NOTES

### TOUGHEST OPENING MONTH IN THE NFL

The Dolphins and new Head Coach Adam Gase are wasting no time being tested in the early part of the 2016 season. Miami has the **NFL's toughest schedule in the first month of the season** with games at Seattle (Week 1), New England (Week 2) and Cincinnati (Week 4) and a home game against Cleveland (Week 3).

In fact, one could argue that Miami's first two games are **the most challenging opening two weeks of an NFL schedule since 2004**. That was the last time a team (Indianapolis) opened their season with **two road games against teams that combined for at least 22 wins the previous season** - the same total of Miami's first two opponents, Seattle and New England, in 2015.

Here are some other facts about the first month of Miami's schedule:

- The Dolphins are the **only team in the NFL** who open with **two road games against playoff teams** from 2015.
- Miami is **the only NFL team playing three of their first four games on the road against playoff teams** from a year ago.
- The Dolphins are **one of just two teams** that begin their season with **two games against playoff squads from 2015** (Pittsburgh is the other).
- Miami is **one of just three NFL teams** that plays its **first two games on the road** (Cincinnati and Green Bay are the other two).
- The Dolphins are **one of three teams** who play **three of their first four games against playoff teams** from the 2015 season (Pittsburgh and N.Y. Jets are the other two).
- Miami is **one of five NFL teams** who play **three of their first four games on the road** (joining Detroit, Los Angeles, Cleveland and Oakland).

### POSITIVE TURNOVER DIFFERENTIAL

One of the keys to Defensive Coordinator **Vance Joseph's** aggressive scheme is to create turnovers and the Dolphins were successful doing that in Week 1 at Seattle. Miami **finished the game +2 in turnover differential**, tied for the second-best mark of any NFL team in Week 1.

The feat was impressive considering Miami's Week 1 opponent. **Seattle ranked No. 3 in the NFL last year with just 16 offensive turnovers**. In fact, since the Seahawks drafted QB Russell Wilson in 2012, the team is **second only to New England in fewest turnovers (69)** and has ranked in the **top 10 of turnover differential in all four seasons** of Wilson's career.



DE Cameron Wake has a QBH on Seattle QB Russell Wilson

### NUMEROUS NEWCOMERS

Not only do the Dolphins have a new head coach in **Adam Gase**, but **21 players, or 39.6 percent**, of the team's 53-man roster are new faces.

TYPE OF ACQUISITION	NO.
Free Agent	9
Drafted	7
Unrestricted Free Agent	2
Trade	2
Waivers	1
<b>TOTAL</b>	<b>21</b>

\* Roster as of Sept. 12, 2016

### BREAKING DOWN THE DOLPHINS ROSTER:

NFL teams had to reduce their rosters to 53 players by Saturday, Aug. 3. On Miami's 53-man roster, there are 26 offensive players, 24 defensive players and three specialists.

- Of the 53 players on Miami's roster, **24 of them (45.3 pct.) were drafted by the Dolphins**.
- Miami also has six undrafted college free agents on the roster that began their NFL careers with the Dolphins, bringing the total to 30 of the 53 players (56.6 pct.) that **began their NFL careers with the Dolphins**.
- Of Miami's 53 players, 15 of them (28.3 pct.) were not selected in the NFL draft.
- A total of 42 of the 53 players (79.2 pct.) are 28 years old or younger.

### THE DOLPHINS ROSTER:

#### BY DRAFT ROUND:

ROUND	NO.
1st	8 players
2nd or 3rd	14 players
4th or 5th	11 players
6th or 7th	5 players
Undrafted	15 players

#### BY EXPERIENCE:

YEARS	NO.
Rookie-1	10 players
2-3	14 players
4-5	11 players
6-9	15 players
10-plus	3 players

#### BY AGE:

AGE	NO.
22-24	22 players
25-28	20 players
29-32	9 players
33-plus	2 players

\* All ages as of kickoff date (9/18/16)

### UP NEXT: THE CLEVELAND BROWNS

The Dolphins will play their first regular season home game at the newly modernized **Hard Rock Stadium on Sunday, Sept. 25 at 1 p.m.** against the Cleveland Browns. The stadium includes a **brand new canopy that keeps 92 percent of the seats shaded** along with four new videoboards. The Dolphins haven't hosted the Browns since Dec. 5, 2010.





## OFFENSE NOTES

### TANNEHILL AMONG THE NFL'S BEST

With his 4,208 yards passing in 2015, combined with his 4,045 yards passing in 2014, 3,913 yards passing in 2013 and 3,294 yards passing as a rookie in 2012, **QB Ryan Tannehill** entered 2016 with 15,460 career passing yards, the **third-most passing yards in NFL history** by a quarterback in the **first four seasons of their careers**:

#### MOST PASSING YARDS - FIRST FOUR YEARS OF NFL CAREER

RNK	PLAYER	TEAM	YEARS	PASS YDS
1.	Peyton Manning	Indianapolis	1998-2001	16,418
2.	Dan Marino	Miami	1983-86	16,177
3.	<b>RYAN TANNEHILL</b>	<b>MIAMI</b>	<b>2012-15</b>	<b>15,460</b>
4.	Andrew Luck	Indianapolis	2012-15	14,838
5.	Andy Dalton	Cincinnati	2011-14	14,758

### TANNEHILL'S ACCURACY

**QB Ryan Tannehill** has showcased good accuracy throughout his four years as the Dolphins' starting quarterback. His **career completion percentage ranks No. 2 in franchise history** (minimum 250 attempts) and he is the team's all-time career leader in the statistic among Dolphins quarterback who have attempted at least 1,000 passes:

#### ALL-TIME DOLPHINS CAREER LEADERS (COMPLETION PCT.) (MIN. 250 ATTEMPTS)

RNK	PLAYER	YEARS	ATT	CMP	PCT
1.	Chad Pennington	2008-10	552	373	67.6
2.	<b>RYAN TANNEHILL</b>	<b>2012-16</b>	<b>2,277</b>	<b>1,408</b>	<b>61.8</b>
3.	Chad Henne	2009-11	1,065	646	60.7
4.	Matt Moore	2011-14	377	226	59.9
5.	Dan Marino	1983-99	8,358	4,967	59.4

### TANNEHILL'S GO-AHEAD TOUCHDOWN

**QB Ryan Tannehill's** 2-yard touchdown run with 4:08 remaining in the Seattle game gave the Dolphins a 10-6 lead. The score was Tannehill's sixth rushing touchdown of his career and **first in the fourth quarter**. It capped off a 7-play, 86-yard drive that **gave Miami the lead with less than five minutes to play**. In his first opportunity to make plays in crunch time down the stretch this season, Tannehill was **4-for-5 (80.0 pct.) for 82 yards and the 2-yard touchdown run on that go-ahead possession**.



QB Ryan Tannehill celebrates after his 2-yard TD run gave Miami a late 10-6 lead against Seattle

### NOT JUST A PASSER

**QB Ryan Tannehill** has not only been an effective passer, but he has also showcased his mobility and running ability during his five-year NFL career. Tannehill is **second in Dolphins history in career rushing yards by a quarterback**, and trails the all-time leader Bob Griese by just 76 rushing yards.

#### MOST CAREER RUSHING YARDS BY A DOLPHINS QB

RNK	PLAYER	YEARS	ATT	YDS	AVG	TD
1.	Bob Griese	1967-80	261	994	3.8	7
2.	<b>RYAN TANNEHILL</b>	<b>2012-16</b>	<b>182</b>	<b>918</b>	<b>5.0</b>	<b>6</b>
3.	Jay Fiedler	2000-04	201	834	4.1	11
4.	David Woodley	1980-83	173	771	4.5	9
5.	Chad Henne	2008-11	66	196	3.0	2

### UNDRAFTED MOTIVATION

**RB Arian Foster** may not have been drafted when he entered the NFL with the Houston Texans in 2009, but that hasn't stopped him from being one of the best undrafted rushers the NFL has ever seen. In fact, Foster - who joined the Dolphins as a free agent in 2016 - has rushed for 6,510 yards and 54 touchdowns during his eight-year NFL career and both numbers **rank No. 2 all-time** among undrafted NFL players:

#### ALL-TIME RUSHING YARDS (UNDRAFTED PLAYERS)

RNK	PLAYER	YEARS	RUSH YDS
1.	Priest Holmes	1997-2007	8,172
2.	<b>ARIAN FOSTER</b>	<b>2009-16</b>	<b>6,510</b>
3.	Fred Jackson	2007-15	5,746
4.	Willie Parker	2004-09	5,378
5.	Kevin Mack	1985-93	5,123

#### ALL-TIME RUSHING TOUCHDOWNS (UNDRAFTED PLAYERS)

RNK	PLAYER	YEARS	RUSH TDs
1.	Priest Holmes	1997-2007	86
2.	<b>ARIAN FOSTER</b>	<b>2009-16</b>	<b>54</b>
3.	Kevin Mack	1985-93	46
4.	BenJarvus Green-Ellis	2008-13	42
5.	Mike Tolbert	2008-16	33

### PARKER MAKES THE MOST OF HIS OPPORTUNITIES

**WR DeVante Parker** - Miami's first-round draft pick in 2015 - led all NFL rookies with a 19.0 yards per catch average in 2015. The mark was also the **best ypc average ever posted by a rookie in Dolphins history** (minimum 20 receptions):

#### HIGHEST YPC AMONG ALL-TIME DOLPHINS ROOKIES

RNK	PLAYER	YEAR	REC.	YARDS	AVG.
1.	<b>DeVANTE PARKER</b>	<b>2015</b>	<b>26</b>	<b>494</b>	<b>19.0</b>
2.	Chris Chambers	2001	48	883	18.4
3.	Ferrell Edmunds	1988	33	575	17.4
4.	Nat Moore	1974	37	605	16.4
5.	Brian Hartline	2009	31	506	16.3



## OFFENSE NOTES

### RECORD-SETTING 2015 PERFORMANCE

WR **Jarvis Landry** set a single-season Dolphins record with 110 receptions during the 2015 campaign. In fact, coupled with his 84 receptions as a rookie in 2014, he claims **two of the top-five single-season reception totals** in franchise history:

#### MOST RECEPTIONS IN A SINGLE-SEASON IN DOLPHINS HISTORY

RNK	PLAYER	YEAR	RECEPTIONS
1.	JARVIS LANDRY	2015	110
2.	O.J. McDuffie	1998	90
3.	Mark Clayton	1988	86
	Brandon Marshall	2010	86
5.	JARVIS LANDRY	2014	84

### FASTEST TO 200

With seven receptions in Week 1 at Seattle, Landry topped the 200-reception plateau in **just his 33rd career game**. Landry became the **fastest player to 200 receptions in NFL history**, topping RB Reggie Bush and WR Anquan Boldin, who both caught their 200th career passes in their 34th career game. Landry enters the New England game with 201 career grabs.



### JUICE CATCHES EVERYTHING

WR **Jarvis Landry** entered the 2016 season with 194 receptions over his first two years, which is the **most in NFL history by a player in his first two NFL seasons**. The total helped him earn the first Pro Bowl bid of his career in 2015:

#### MOST RECEPTIONS - FIRST TWO YEARS OF NFL CAREER

RNK	PLAYER	TEAM	YEARS	REC.
1.	JARVIS LANDRY	MIAMI	2014-15	194
2.	Odell Beckham Jr.	N.Y. Giants	2014-15	187
3.	Marques Colston	New Orleans	2006-07	168
4.	A.J. Green	Cincinnati	2011-12	162
5.	Reggie Bush	New Orleans	2006-07	161
	Larry Fitzgerald	Arizona	2004-05	161

"I told (Tannehill), I said 'One day, I tried to script every play to where (Landry) wasn't in the progression and somehow the ball gets to him.' The guy is like a magnet. It really is. I've never seen anything like it."

- Head Coach Adam Gase

### STILLS AVERAGES 16.5 YARDS PER RECEPTION

WR **Kenny Stills** is among the NFL's best at making the most of his receptions. During his three-year NFL career, Stills has averaged 16.5 yards per catch, **the eighth-best mark in the NFL** during that time (2013-present) (minimum 60 receptions):

#### HIGHEST YPC IN THE NFL (2013-PRESENT)

RNK	PLAYER	TEAMS	REC.	YARDS	AVG.
1.	DeSean Jackson	Phi./Wash.	174	3,131	18.0
2.	Malcom Floyd	San Diego	88	1,566	17.8
3.	Josh Gordon	Cleveland	111	1,949	17.6
4.	Martavis Bryant	Pittsburgh	76	1,314	17.3
5.	Torrey Smith	Bal./SF	149	2,571	17.3
6.	Michael Floyd	Arizona	167	2,792	16.7
7.	Chris Givens	St.Louis/Bal.	65	1,081	16.6
8.	KENNY STILLS	NO/MIAMI	123	2,028	16.5
9.	Justin Hunter	Tenn./Mia.	68	1,116	16.4
10.	Terrance Williams	Dallas	136	2,231	16.4

### FIRST-ROUND LINEMEN

Of the five offensive linemen listed as projected starters on Miami's depth chart, **four of the five were first-round draft picks**. Three of the five projected starters were drafted by Miami:

#### DOLPHINS PROJECTED OFFENSIVE LINE STARTERS

POS	PLAYER	YEAR	RD	OVR	TEAM
LT	Branden Albert	2008	1	15	Kansas City
LG	Laremy Tunsil	2016	1	13	Miami
C	Mike Pouncey	2011	1	15	Miami
RG	Jermion Bushrod	2007	4	125	New Orleans
RT	Ja'Wuan James	2014	1	19	Miami

The group also varies drastically in age. Tunsil is **the youngest at 22 years old** while Bushrod is the **elder statesman at 32 years old**. Albert will turn 32 later this season, while Pouncey is 27 years old and James is 24.



G/T Laremy Tunsil - Miami's first-round pick in 2016 - is one of four first round selections on the Dolphins' offensive line



## DEFENSE NOTES

### ONE OF THE BEST: CAMERON WAKE

Simply put, **DE Cameron Wake** is one of the best pass rushers to ever wear a Dolphins uniform. The eighth-year pro began his career in the Canadian Football League before he made Miami's 53-man roster in 2009. Since then, Wake has compiled three double-digit sack campaigns, six consecutive seasons of seven-plus sacks and is **second in team history** in all-time career sacks:



#### DOLPHINS ALL-TIME CAREER SACK LEADERS

RNK	PLAYER	YEARS	SACKS
1.	Jason Taylor	1997-07, 09, 11	131.0
2.	<b>CAMERON WAKE</b>	<b>2009-16</b>	<b>70.0</b>
3.	Bill Stanfill	1969-76	67.5
4.	Doug Betters	1978-87	65.5
5.	Vern Den Herder	1971-82	64.0

**Wake** is also one of the best undrafted pass rushers in NFL history. With 70.0 career sacks, he is **sixth in NFL history** (since sacks were recognized as an official statistic in 1982) for most career sacks by players who were undrafted:

#### NFL ALL-TIME CAREER SACK LEADERS (UNDRAFTED PLAYERS)

RNK	PLAYER	YEARS	SACKS
1.	Reggie White	1985-2000	198.0
2.	John Randle	1990-2003	137.5
3.	William Fuller	1986-98	100.5
4.	Lee Williams	1984-93	82.5
5.	James Harrison	2004-16	76.5
6.	<b>CAMERON WAKE</b>	<b>2009-16</b>	<b>70.0</b>
7.	Chris Clemons	2004-15	69.0
8.	Adewale Ogunleye	2001-10	67.0
9.	James Hall	2000-11	63.0
10.	Keith Willis	1982-93	59.0

At 34 years old, **Wake** is the **oldest non-specialist on the Dolphins roster**. His seven sacks in 2015 marked the sixth consecutive season that Wake has posted seven-plus sacks, joining Green Bay Packers DE Julius Peppers as the **only two NFL players with seven-plus sacks in the past six consecutive seasons**.

**Wake's** consistency has placed him among the NFL's elite pass rushers. Since he entered the league in 2009, Wake is **tied for fourth among the NFL's sack leaders** during that span.

#### NFL SACK LEADERS (2009-PRESENT)

RNK	PLAYER	TEAMS	SACKS
1.	DeMarcus Ware	Dal./Den.	82.5
2.	Jared Allen	Min./Chi.	78.5
3.	J.J. Watt	Houston	74.5
4.	<b>CAMERON WAKE</b>	<b>MIAMI</b>	<b>70.0</b>
	Elvis Dumervil	Den., Bal.	70.0

### SACKS BY SUH

The Dolphins knew they were adding a defensive playmaker when they signed **DT Ndamukong Suh** during the 2015 offseason. Suh has not disappointed, as the Nebraska product is **second among all NFL defensive tackles in sacks** from 2010 - the year he entered the league - to present. Here is a look at how Suh's sacks stack up:

#### MOST SACKS BY NFL DEFENSIVE TACKLES (2010-PRESENT)

RNK	PLAYER	TEAMS	SACKS
1.	Geno Atkins	Cin.	44.0
2.	<b>NDAMUKONG SUH</b>	<b>DET./MIA.</b>	<b>43.0</b>
3.	Gerald McCoy	TB	36.5
4.	Marcell Dareus	Buffalo	30.5
	Justin Smith	SF	30.5

### STUFFS BY SUH

Not only is **DT Ndamukong Suh** a great interior pass rusher, but the Nebraska product also disrupts rushing plays behind the line of scrimmage. Since he entered the NFL as a first-round pick in 2010, Suh **leads all defensive tackles with 44.0 stuffs**. He has 13.0 more stuffs, or **41.9 percent more**, than Carolina's **Paul Soliai**, who checks in at No. 2. A stuff is defined as any tackle of a ball carrier behind the line of scrimmage during a rushing attempt.

#### MOST STUFFS BY NFL DEFENSIVE TACKLES (2010-PRESENT)

RNK	PLAYER	TEAMS	STUFFS
1.	<b>NDAMUKONG SUH</b>	<b>DET./MIA.</b>	<b>44.0</b>
2.	Paul Soliai	Mia./Atl./Car.	31.0
3.	Kyle Williams	Buf.	30.0
4.	Brandon Mebane	Sea./SD	29.5
4.	Geno Atkins	Cin.	29.0

### SUH NOTCHES CAREER TACKLE NO. 300

**DT Ndamukong Suh** topped 300 career tackles in the 2016 season opener at Seattle when he made four tackles to bring his career total to 303. **Since he entered the NFL in 2010, Suh ranks No. 2 among defensive tackles with 303 total tackles**, 22 behind Seattle's Ahtyba Rubin.



DT Ndamukong Suh is one of the NFL's most disruptive interior linemen





## DEFENSE NOTES

### THE 500-TACKLE CLUB

**S Reshad Jones** joined rare company in Week 1 at Seattle. He led the team with 12 total tackles, giving him **503 career tackles**. He becomes just the third Dolphins safety to ever top 500 career tackles, joining Yeremiah Bell (536) and Brock Marion (533).

*\* Note: Tackles were not tracked during some seasons*

### SACKS FROM THE BACK

**S Reshad Jones** had quite the 2015 season. Not only did he earn the **first Pro Bowl bid of his career**, he also landed a spot on the NFL Network's Top 100 list, where **his peers voted him the No. 64 player** in the league. Further, he totaled two sacks during the year, bringing his career total to 8.5. That is the **second-most career sacks** by a defensive back in Dolphins history:



#### MOST CAREER SACKS BY A DOLPHINS DEFENSIVE BACK

RNK	PLAYER	YEARS	SACKS
1.	Yeremiah Bell	2004-11	11.0
2.	<b>RESHAD JONES</b>	<b>2010-16</b>	<b>8.5</b>
3.	Patrick Surtain	1998-2004	6.5
4.	Liffort Hobley	1987-93	6.0
5.	Jerry Wilson	1996-2000	5.5

### MAXWELL'S PICKS

The Dolphins made an offseason trade with the Philadelphia Eagles to swap picks No. 8 and No. 13 in the 2016 NFL draft. In exchange for sliding back five picks, the Dolphins acquired two projected starters. One of those projected starters is **CB Byron Maxwell**, who is tied for eighth among NFL cornerbacks with **nine total interceptions since 2013** (including postseason).

#### MOST INTERCEPTIONS SINCE 2013 (CORNERBACKS)

RNK	PLAYER	TEAMS	INT
1.	Richard Sherman	Seattle	16
2.	Brent Grimes	Miami/TB	13
	Trumaine Johnson	St. Louis/LA	13
4.	Logan Ryan	New England	11
	Aqib Talib	NE/Denver	11
6.	Darrelle Revis	TB/NE/NYJ	10
	Sam Shields	Green Bay	10
8.	<b>BYRON MAXWELL</b>	<b>SEA./PHI./MIA.</b>	<b>9</b>
	Vontae Davis	Indianapolis	9
	Chris Harris	Denver	9
	Adam Jones	Cincinnati	9
	Marcus Peters	Kansas City	9
	Patrick Peterson	Arizona	9

### DEFENSE STEPS UP IN SEATTLE

The Miami defense was outstanding in Seattle, limiting the Seahawks to just 12 points and forcing two turnovers. The 12 points allowed by Miami's defense was **the fewest an opponent had allowed against Seattle in 34 regular season games dating back to Nov. 22, 2013** when Arizona held them to 10 points.

Miami allowed just six points in the first half at Seattle. That is the fewest points allowed by the Dolphins in a first half of a season opener **since Miami had a 10-3 halftime lead at Buffalo on Sept. 12, 2010.**

### A (LITERALLY) BIG ACQUISITION

**DE Mario Williams** stands 6-foot-6 and weighs 300 pounds. It goes without saying that he is physically imposing on the line of scrimmage. The Dolphins signed the former No. 1 overall draft pick in the 2016 offseason and added another productive pass rusher to the team's arsenal. Williams is **sixth in sacks** among all NFL players since 2006, the year he was drafted by the Houston Texans:

#### NFL SACK LEADERS (2006-PRESENT)

RNK	PLAYER	TEAMS	SACKS
1.	DeMarcus Ware	Dallas/Denver	135.5
2.	Jared Allen	KC/Min./Chi./Car.	120.0
3.	Elvis Dumervil	Den./Bal.	99.5
4.	Julius Peppers	Car./Chi./GB	99.0
5.	Robert Mathis	Indianapolis	99.0
6.	<b>MARIO WILLIAMS</b>	<b>HOU./BUF./MIA.</b>	<b>97.0</b>

### KIKO IN MIAMI

The other player Miami acquired in the offseason trade with Philadelphia was **LB Kiko Alonso**. Born to a **Colombian mother and a Cuban father**, **Alonso speaks fluent Spanish** and has already embraced Miami's Latin culture. He's also the Dolphins' starting middle linebacker.

Alonso has fought off injuries the past two seasons, but as a rookie with the Buffalo Bills in 2013, he posted **the best rookie season of any defender in his class**. Alonso became **just the eighth linebacker in the NFL since 1989** to record at least 150-plus tackles and four-plus interceptions in a single season. His tackle total (159) was **third in the NFL and first among NFL rookies** in 2013. His efforts earned him the **PFWA NFL Defensive Rookie of the Year** honors.

#### MOST TOTAL TACKLES IN THE NFL IN 2013

RNK	PLAYER	TEAM	TOTAL	SOLO	ASST
1.	Vontaze Burfict	Cincinnati	171	114	57
2.	Paul Posluszny	Jacksonville	162	122	40
3.	<b>KIKO ALONSO</b>	<b>BUFFALO</b>	<b>159</b>	<b>87</b>	<b>72</b>
4.	Luke Kuechly	Carolina	156	93	63
5.	Lavonte David	Tampa Bay	144	106	38



## SPECIAL TEAMS NOTES

### DARR'S STELLAR ROOKIE CAMPAIGN

Signed on May 8, 2015 as an undrafted college free agent, **P Matt Darr** had an excellent rookie season. The Tennessee product played in all 16 games and finished with 92 punts for 4,380 yards, an average of 47.6 yards per punt and a net of 39.7. His **4,380 punt yards and 47.6 gross yards per punt both ranked No. 3 in the NFL** in 2015 and earned him **NFL All-Rookie honors**.

#### 2015 NFL GROSS PUNTING AVERAGE LEADERS

RNK	PLAYER	TEAM	NO	YDS	GROSS AVG
1.	Johnny Hekker	STL	96	4,601	47.9
2.	Pat McAfee	Ind.	85	4,052	47.7
3.	<b>MATT DARR</b>	<b>MIA.</b>	<b>92</b>	<b>4,380</b>	<b>47.6</b>
4.	Brett Kern	Ten.	88	4,175	47.4
5.	Shane Lechler	Hou.	95	4,497	47.3

Darr's rookie season was among the best seasons a punter has ever had for the Dolphins. His **gross average was fourth in single-season team history** and his **4,380 punting yards set a new franchise record**.

#### DOLPHINS ALL-TIME SINGLE-SEASON PUNTING LEADERS

RNK	PLAYER	YEAR	NO	YDS	GROSS AVG
1.	Brandon Fields	2012	74	3,715	50.2
2.	Brandon Fields	2011	78	3,810	48.85
3.	Brandon Fields	2013	85	4,150	48.82
4.	<b>MATT DARR</b>	<b>2015</b>	<b>92</b>	<b>4,380</b>	<b>47.6</b>
5.	Brandon Fields	2014	58	2,688	46.345

### KICKOFF (RETURN) STRATEGY

It isn't just new touchback rules (a touchback now brings the ball out to the 25-yard line) that may challenge opponent's kickoff strategies, but also rookie kickoff returner **Jakeem Grant**. The Dolphins returned three kickoffs in Week 1 at Seattle and had an **average starting field position of 26.3 yards, the third-best mark in the NFL**. Grant was critical in that ranking as he returned two kickoffs for 67 yards (33.5 avg.) in his first NFL contest. **His 33.5 average is second in the NFL after Week 1.**



WR Jakeem Grant is second in the NFL with a 33.5 kickoff return average.

### THE DENNEY STREAK

When **LS John Denney** took the field in Week 1 at Seattle, it marked the **37-year old's 12th NFL season**. Denney has been Miami's long snapper for every game dating back to 2005 - **a consecutive games streak that spans 177 contests**. That streak is the **longest in Dolphins history** and tied for the fifth longest among all active NFL players.

#### MOST CONSECUTIVE GAMES PLAYED IN DOLPHINS HISTORY

RNK	PLAYER	CONS. GP	STREAK
1.	<b>JOHN DENNEY</b>	<b>177*</b>	<b>1ST (2005) - 1ST (2016)</b>
2.	Jason Taylor	130	15th (1999) - 16th (2007)
3.	Jim Langer	128	10th (1970) - 9th (1979)
4.	Garo Yepremian	127	2nd (1970) - 16th (1978)
5.	Bob Baumhower	125	1st (1977) - 14th (1984)

\* active streak

#### MOST CONSECUTIVE GAMES PLAYED, ACTIVE NFL LEADERS

RNK	PLAYER	TEAM	POS	CONS. GP
1.	Shane Lechler	Oak./Hou.	P	223
2.	Jason Witten	Dallas	TE	204
3.	Andy Lee	SF/Cle./Car.	P	193
4.	Eli Manning	N.Y. Giants	QB	184
5.	<b>JOHN DENNEY</b>	<b>MIAMI</b>	<b>LS</b>	<b>177</b>
	Donnie Jones	Mia./STL/Hou./Phi.	P	177

### FRANKS' ROOKIE SEASON

Not only did the Dolphins start an undrafted rookie at punter in 2015, but the club also had an undrafted rookie as the team's placekicker - **K Andrew Franks**. Franks won the kicking job in the 2015 preseason and held onto the job in this year's training camp.

Franks kicked collegiately at Rensselaer Polytechnic Institute - an NCAA Division III school in Troy, New York. Despite honing his kicking skills at a small school, they immediately translated into the NFL as **Franks made 13 of his 16 field goal attempts (81.3 pct.) in 2015**. All three of his misses came from 40-plus yards, including one missed attempt from 63 yards.

However, Franks was successful from long range, as well. His 53-yard field goal vs. Houston is **tied for third among Dolphins rookies all-time** and is the **longest field goal ever made by a Dolphins rookie at home**.

#### LONGEST FIELD GOALS BY A ROOKIE IN DOLPHINS HISTORY

RNK	PLAYER	DATE	OPPONENT	DIST
1.	Pete Stoyanovich	11/12/89	at N.Y. Jets	59
2.	Caleb Sturgis	9/15/13	at Indianapolis	54
3.	Uwe von Schamann	10/21/79	at New England	53
	<b>ANDREW FRANKS</b>	<b>10/25/15</b>	<b>HOUSTON</b>	<b>53</b>
5.	Caleb Sturgis	10/27/13	at New England	52



## WHAT TO LOOK FOR...

### **LB KIKO ALONSO...**

- Has recorded 213 total tackles. Needs 37 tackles to reach 250 in his career.

### **G/T JERMON BUSHROD...**

- Has started 97 games. Needs three more starts to reach 100 in his career.

### **TE JORDAN CAMERON...**

- Has recorded 165 career receptions. Needs 35 receptions to reach 200 in his career.
- Has recorded 1,986 receiving yards. Needs 14 receiving yards to reach 2,000 and 514 to reach 2,500 in his career.

### **LS JOHN DENNEY...**

- Extending his consecutive games played streak, which currently stands at a franchise-record 177, having played in every game in his 11-year career.
- Has played in 177 games. Needs to play in seven games to move into fourth place on the team's all-time games played list, passing wide receiver Nat Moore (183).

### **RB ARIAN FOSTER...**

- Has recorded 6,500 rushing yards. Needs 500 rushing yards to reach 7,000 in his career.
- Has recorded 54 rushing touchdowns. Needs six more rushing touchdowns to reach 60 in his career.
- Has recorded 8,840 yards from scrimmage. Needs 1,160 scrimmage yards to reach 10,000 in his career.

### **LB JELANI JENKINS...**

- Has 197 total tackles. Needs three tackles to reach 200 and 53 to reach 250 in his career.

### **DE JASON JONES...**

- Has played in 96 games. Needs to play in four games to reach 100 in his career.
- Has 28.5 sacks. Needs 1.5 sacks to reach 30 in his career.

### **S RESHAD JONES...**

- Has played in 89 games. Needs to play in 11 games to reach 100 in his career.
- Has 8.5 career sacks. Needs three sacks to move into first-place for the most sacks by a defensive back in team history, moving past Yeremiah Bell (11 sacks).
- Has 15 interceptions. Needs five interceptions to reach 20 in his career.

### **WR JARVIS LANDRY...**

- Has 201 receptions. Needs 49 to reach 250 in his career. Needs 60 to pass Cincinnati Bengals wide receiver A.J. Green (260) for the most receptions during the first three seasons of an NFL career (N.Y. Giants Odell Beckham Jr. is in his third NFL season and has 191 career receptions).
- Has 1,974 receiving yards. Needs 26 receiving yards to reach 2,000, 526 to reach 2,500 and 1,026 to reach 3,000 in his career.
- Finished 2015 with 1,157 receiving yards. Needs another 1,000-yard receiving season to accomplish this in back-to-back years for the first time by a Dolphins wide receiver since Brian Hartline did it in 2012 and 2013.

### **CB BYRON MAXWELL...**

- Has eight interceptions. Needs two interceptions to reach 10 and seven to reach 15 in his career.
- Has 37 passes defended. Needs 13 passes defended to reach 50 in his career.

### **LB KOA MISI...**

- Has 338 total tackles. Needs 12 tackles to reach 350 and 62 to reach 400 in his career.
- Has 12 sacks. Needs three sacks to reach 15 in his career.

### **DT EARL MITCHELL...**

- Has played in 92 games. Needs to play in eight games to reach 100 in his career.

### **WR DEVANTE PARKER...**

- Has 494 receiving yards. Needs six receiving yards to reach 500 and 506 to reach 1,000 in his career.
- Has three receiving touchdowns. Needs two receiving touchdowns to reach five and seven to reach 10 in his career.

### **WR KENNY STILL...**

- Has 123 receptions. Needs 27 receptions to reach 50 and 77 to reach 200 in his career.
- Has 2,024 receiving yards. Needs 476 receiving yards to reach 2,500 and 976 to reach 3,000 in his career.
- Has 11 receiving touchdowns. Needs four receiving touchdowns to reach 15 in his career.

### **DT NDAMUKONG SUH...**

- Has started 95 games. Needs five more starts to reach 100 in his career.
- Has 303 total tackles. Needs 47 to reach 350 in his career.
- Has 43 sacks. Needs seven sacks to reach 50 in his career.

### **QB RYAN TANNEHILL...**

- Has 15,646 passing yards. Needs 4,354 passing yards to reach 20,000 in his career.
- Has passed for 15,646 yards in his career. Needs 3,777 passing yards to move into first place for most passing yards by a Dolphins quarterback in the first five years of their career, passing Dan Marino (19,422). It would also move him into second place all-time in NFL history behind Peyton Manning (20,618).
- Finished 2015 with 4,208 passing yards. Needs another 4,000-yard passing season this year to be the first Dolphins quarterback to record three-consecutive seasons with 4,000 passing yards since Dan Marino from 1984-86.
- Has 87 passing touchdowns. Needs 13 passing touchdowns to reach 100 in his career.
- Needs 77 rushing yards to set the franchise record for most rushing yards by a quarterback in their career, moving past Bob Griese (994). He currently has 918 rushing yards.

### **DE CAMERON WAKE...**

- Has recorded 70 sacks in the first seven seasons of his Dolphins career. Needs 11 sacks to surpass Jason Taylor (80.5) for the most sacks by a Dolphins player in their first eight seasons on the team. Needs seven sacks to move into fifth place in NFL history for most sacks by an undrafted player, surpassing Pittsburgh Steelers linebacker James Harrison (76.5). Needs five sacks to reach 75 in his career.
- Has recorded five games with three-plus sacks in his career. Needs one game with three-or-more sacks to move into a tie for first place for the most games with three-plus sacks in franchise history, joining Jason Taylor (six games).

### **DE MARIO WILLIAMS...**

- Has started 146 games. Needs four more starts to reach 150 in his career.
- Has 388 total tackles. Needs 12 tackles to reach 400 in his career.
- Has 97 sacks. Needs three sacks to reach 100 in his career.
- Has 16 forced fumbles. Needs four forced fumbles to reach 20 in his career.





## THE DOLPHINS VS. THE PATRIOTS

### A DOLPHINS WIN WOULD...

- Be Miami's first AFC East road victory since Dec. 1, 2014 at N.Y. Jets.
- Give Miami its first win at New England since Sept. 21, 2008 when the Dolphins beat the Patriots 38-13 and went on to win the AFC East that season.
- Be the second time in the past three seasons that the Dolphins won their AFC East opener (also defeated New England on Sept. 7, 2014).

### SERIES HISTORY

#### REGULAR SEASON (MIAMI 52-46) POSTSEASON (NEW ENGLAND 2-1)

DATE	GAME	
11/27/1966	Boston 20, at Miami 14	10/6/1991 Miami 20, at New England 10
10/15/1967	at Boston 41, Miami 10	11/10/1991 at Miami 30, New England 20
12/17/1967	at Miami 41, Boston 32	10/18/92^ at Miami 38, New England 17
11/24/1968	Miami 34, at Boston 10	12/27/1992 Miami 16, at New England 13 (ot)
12/8/1968	at Miami 38, Boston 7	11/21/1993 at Miami 17, New England 13
11/9/1969	Miami 17, at Boston 16	1/2/1994 at New England 33, Miami 27 (ot)
11/30/1969	Boston 38, at Miami 23 (at Tampa)	9/4/1994 at Miami 39, New England 35
9/20/1970	at Boston 27, Miami 14	10/30/1994 Miami 23, at New England 3
12/6/1970	at Miami 37, Boston 20	9/10/1995 Miami 20, at New England 3
10/17/1971	at Miami 41, New England 3	11/12/1995 New England 34, at Miami 17
12/5/1971	at New England 34, Miami 13	9/1/1996 at Miami 24, New England 10
11/12/1972	at Miami 52, New England 0	11/3/1996 at New England 42, Miami 23
12/3/1972	Miami 37, at New England 21	11/23/1997 at New England 27, Miami 24
9/30/1973	at Miami 44, New England 23	12/22/1997 New England 14, at Miami 12
10/28/1973	Miami 30, at New England 14	12/28/1997 *at New England 17, Miami 3
9/15/1974	at New England 34, Miami 24	10/25/1998 at Miami 12, New England 9 (ot)
12/15/1974	at Miami 34, New England 27	11/23/1998 at New England 26, Miami 23
9/28/1975	Miami 22, at New England 14	10/17/1999 Miami 31, at New England 30
12/1/1975	at Miami 20, New England 7	11/21/1999 at Miami 27, New England 17
9/19/1976	at New England 30, Miami 14	9/24/2000 at Miami 10, New England 3
10/31/1976	at Miami 10, New England 3	12/24/2000 Miami 27, at New England 24
11/13/1977	at Miami 17, New England 5	10/7/2001 at Miami 30, New England 10
12/11/1977	at New England 14, Miami 10	12/22/2001 at New England 20, Miami 13
10/22/1978	at New England 33, Miami 24	10/6/2002 at Miami 26, New England 13
12/18/1978	at Miami 23, New England 3	12/29/2002 at New England 27, Miami 24 (ot)
10/21/1979	at New England 28, Miami 13	10/19/2003 New England 19, at Miami 13 (ot)
11/29/1979	at Miami 39, New England 24	12/7/2003 at New England 12, Miami 0
10/12/1980	at New England 34, Miami 0	10/10/2004 at New England 24, Miami 10
12/8/1980	at Miami 16, New England 13 (ot)	12/20/2004 at Miami 29, New England 28
11/8/1981	Miami 30, at New England 27 (ot)	11/13/2005 New England 23, at Miami 16
12/6/1981	at Miami 24, New England 14	1/1/2006 Miami 28, at New England 26
12/12/1982	at New England 3, Miami 0	10/8/2006 at New England 20, Miami 10
1/8/1983	*at Miami 28, New England 13	12/10/2006 at Miami 21, New England 0
9/11/1983	at Miami 34, New England 24	10/21/2007 New England 49, at Miami 28
11/13/1983	at New England 17, Miami 6	12/23/2007 at New England 28, Miami 7
9/9/1984	at Miami 28, New England 7	9/21/2008 Miami 38, at New England 13
10/21/1984	Miami 44, at New England 24	11/23/2008 New England 48, at Miami 28
11/13/1985	at New England 17, Miami 13	11/8/2009 at New England 27, Miami 17
12/16/1985	at Miami 30, New England 27	12/6/2009 at Miami 22, New England 21
1/12/1986	**New England 31, at Miami 14	10/4/2010 New England 41, at Miami 14
10/5/1986	at New England 34, Miami 7	1/2/2011 at New England 38, Miami 7
12/22/1986	New England 34, at Miami 27	9/12/2011 New England 38, at Miami 24
9/13/1987	at New England 28, Miami 21	12/24/2011 at New England 27, Miami 24
12/28/1987	New England 24, at Miami 10	12/2/2012 New England 23, at Miami 16
11/6/1988	at New England 21, Miami 10	12/30/2012 at New England 28, Miami 0
11/20/1988	New England 6, at Miami 3	10/27/2013 at New England 27, Miami 17
9/17/1989	Miami 24, at New England 10	12/15/2013 at Miami 24, New England 20
12/10/1989	at Miami 31, New England 10	9/7/2014 at Miami 33, New England 20
9/9/1990	Miami 27, at New England 24	12/14/2014 at New England 41, Miami 13
10/18/1990	at Miami 17, New England 10	10/29/2015 at New England 36, Miami 7
		1/3/2016 at Miami 20, New England 10

^ - Game originally scheduled for 9/7/92

\* - AFC Wild Card playoff game

\*\* - AFC Championship game

### CONNECTIONS

#### PRO CONNECTIONS

- Dolphins Executive VP of Football Operations **Mike Tannenbaum** was a player personnel assistant for the Browns (1995), while Patriots Head Coach **Bill Belichick** served in the same position for Cleveland. Tannenbaum later joined the Jets' personnel department (1997-2012) at the same time Belichick was the asst. head coach/secondary coach (1997-99).
- Dolphins General Manager **Chris Grier** began his NFL career as an intern for the Patriots in 1994 and later served as a regional scout from 1995-99. Grier's father, Bobby, is a former vice president of player personnel for the Patriots.
- Dolphins Head Coach **Adam Gase** was the Broncos wide receivers coach (2009-10) during the same time Patriots Offensive Coordinator/Quarterbacks Coach **Josh McDaniels** served as Denver's head coach. Also, Dolphins Offensive Quality Control Coach **Chris Kuper** played guard on the Bronco's offensive line during this time.
- Dolphins Wide Receivers Coach **Shawn Jefferson** played receiver for New England from 1996-99.
- Patriots Tight Ends Coach **Brian Daboll** spent one season as Miami's offensive coordinator (2011).
- Patriots **LB Jonathan Freeny** was originally signed by the Dolphins as an undrafted college free agent, playing three seasons in Miami (2012-14).
- Patriots **WR Chris Hogan** spent time on Miami's practice squad during the 2011 and 2012 seasons.
- Patriots **DL Anthony Johnson** was signed by the Dolphins as an undrafted college free agent on 2014.
- Patriots **DE Rob Ninkovich** played for two seasons (2007-08) in Miami.

#### COLLEGE CONNECTIONS

- Dolphins Head Coach **Adam Gase** was an undergraduate assistant for Michigan State at the same time Patriots Offensive Coordinator/Quarterbacks Coach **Josh McDaniels** (1999) and Tight Ends Coach **Brian Daboll** (1998-99) were graduate assistants for the Spartans.
- Dolphins **RB Kenyan Drake** and Patriots **CB Cyrus Jones** were both members of Alabama's 2016 College Football Playoff National Championship team.
- Dolphins **DT Earl Mitchell** (2006-09) and Patriots **TE Rob Gronkowski** (2007-09) were teammates at Arizona.
- Dolphins **WR Jarvis Landry** (2011-13) played with Patriots **DL Anthony Johnson** (2011-13) and **LB Barkevious Mingo** (2009-12) at LSU. Also, Dolphins Quarterbacks Coach **Bo Hardegree** served as a defensive coaching intern (2011) and offensive coaching intern (2012-13) for the Tigers.
- Dolphins **LB Spencer Paysinger** (2007-10) and Patriots **RB LeGarrette Blount** (2009) and **S Patrick Chung** (2005-08) were all teammates at Oregon.
- Dolphins **S Michael Thomas** (2008-11) played with Patriots **OL Cameron Fleming** (2010-13) and **DB Jordan Richards** (2011-14) at Stanford.
- Dolphins **P Matt Darr** and Patriots **DB Justin Coleman** were teammates at Tennessee for three seasons (2011-14).
- Dolphins **T Branden Albert** (2005-06) and Patriots **DE Chris Long** (2004-07) were teammates at Virginia.

#### HIGH SCHOOL/HOMETOWN CONNECTIONS

- Dolphins Executive Vice President of Football Operations **Mike Tannenbaum** is a native of Needham, Mass. and attended the University of Massachusetts-Amherst.
- Dolphins Linebackers Coach **Matt Burke** is from Hudson, Mass.
- Several Patriots players are from Florida: **QB Jacoby Brissett** (West Palm Beach), **LB Jonathan Freeny** (Coconut Creek), **LB Barkevious Mingo** (Belle Glade), **DL Jabal Sheard** (Hollywood) and **RB James White** (Ft. Lauderdale).



## THE DOLPHINS VS. THE PATRIOTS

### SERIES FACTS (TEAM)

**MIAMI'S LARGEST MARGIN OF VICTORY:**

52 (at Miami 52, New England 0, 11/12/72)

**NEW ENGLAND'S LARGEST MARGIN OF VICTORY:**

34 (at New England 34, Miami 0, 10/12/80)

**CURRENT SERIES STREAK:**

Miami 1 (1/3/16)

**MIAMI'S LARGEST WIN STREAK:**

9 (9/17/89 - 11/21/93)

**NEW ENGLAND'S LARGEST WIN STREAK:**

7 (Twice, most recent: 10/4/10 - 10/27/13)

**MOST POINTS BY MIAMI:**

52 (at Miami 52, New England 0, 11/12/72)

**MOST POINTS BY NEW ENGLAND:**

49 (New England 49, at Miami 28, 10/21/07)

**MOST POINTS, BOTH TEAMS:**

77 (New England 49, at Miami 28, 10/21/07)

**FEWEST POINTS BY MIAMI:**

0 (Four times, most recent: at New England 28, Miami 0, 12/30/12)

**FEWEST POINTS BY NEW ENGLAND:**

0 (Twice, most recent: at Miami 21, New England 0)

**FEWEST POINTS, BOTH TEAMS:**

3 (at New England 3, Miami 0, 12/12/82)

### SERIES SUPERLATIVES

**DOLPHINS****RUSHING YARDS:**

197, Mercury Morris, at Miami, 9/30/73

**PASSING YARDS:**

473, Dan Marino, at Miami, 9/4/94

**RECEPTIONS:**

12, Jim Jensen, at New England, 11/6/88

**RECEIVING YARDS:**

211, Irving Fryar, at Miami, 9/4/94

**PATRIOTS****RUSHING YARDS:**

164, Jim Nance, at Miami, 12/17/67

**PASSING YARDS:**

517, Tom Brady, at Miami, 9/12/11

**RECEPTIONS:**

13, Julian Edelman, at Miami, 12/15/13

**RECEIVING YARDS:**

182, Stanley Morgan, at New England, 11/8/81

### DOLPHINS PLAYERS VS. THE PATRIOTS

PLAYER	GP	RECORD	PASSING				
			A-C-I	YDS	PCT	TD	RTG
Ryan Tannehill	8	3-5	304-180-8	2,099	59.2	10	80.2
Matt Moore	2	0-2	62-31-1	478	50.0	4	90.7
<b>TOTALS</b>	<b>10</b>	<b>3-8</b>	<b>366-211-9</b>	<b>2,577</b>	<b>57.7</b>	<b>14</b>	<b>82.0</b>

PLAYER	GP	ATT	RUSHING				
			YDS	AVG	LG	TD	
Arian Foster	2	35	165	4.7	24	3	
Ryan Tannehill	8	20	73	3.7	19	1	
Isaiah Pead	1	3	32	10.7	19	0	
Damien Williams	4	3	11	3.7	8	0	
Jarvis Landry	4	2	6	3.0	5	0	
Jay Ajayi	1	7	2	0.3	4	0	
Matt Moore	2	3	-8	-2.7	0	0	
<b>TOTALS</b>	<b>22</b>	<b>73</b>	<b>281</b>	<b>3.8</b>	<b>24</b>	<b>4</b>	

PLAYER	GP	NO	RECEIVING				
			YDS	AVG	LG	TD	
Jarvis Landry	4	20	242	12.1	25	0	
Jordan Cameron	3	13	161	12.4	29	2	
Kenny Stills	3	7	133	19.0	34t	1	
Arian Foster	2	7	65	9.3	23	0	
Dion Sims	6	7	65	9.3	22	0	
DeVante Parker	2	5	106	21.2	46	1	
Damien Williams	4	5	47	9.4	22	0	
MarQueis Gray	4	4	28	7.0	10	1	
<b>TOTALS</b>	<b>28</b>	<b>68</b>	<b>847</b>	<b>12.5</b>	<b>46</b>	<b>5</b>	

PLAYER	GP	KOR	KICKOFF RETURNS				
			YDS	AVG	LG	TD	
Jarvis Landry	4	5	150	30.0	50	0	
Isaiah Pead	1	2	39	19.5	23	0	
Damien Williams	1	1	19	19.0	19	0	
<b>TOTALS</b>	<b>6</b>	<b>7</b>	<b>208</b>	<b>29.7</b>	<b>50</b>	<b>0</b>	

PLAYER	GP	PR	PUNT RETURNS				
			YDS	AVG	LG	TD	
Jarvis Landry	4	11	108	9.8	32	0	
<b>TOTALS</b>	<b>4</b>	<b>11</b>	<b>108</b>	<b>9.8</b>	<b>32</b>	<b>0</b>	

PLAYER	GP	KICKING						
		FGM	FGA	LG	XP	XPA	KO	TB
Andrew Franks	2	2	4	38	3	3	7	7
<b>TOTALS</b>	<b>2</b>	<b>2</b>	<b>4</b>	<b>38</b>	<b>3</b>	<b>3</b>	<b>7</b>	<b>7</b>

PLAYER	GP	PUNTING						
		NO	YDS	AVG	LG	TB	I20	NET
Matt Darr	2	11	592	53.8	70	3	3	42.5
<b>TOTALS</b>	<b>2</b>	<b>11</b>	<b>592</b>	<b>53.8</b>	<b>70</b>	<b>3</b>	<b>3</b>	<b>42.5</b>



## THE DOLPHINS VS. THE PATRIOTS



S Michael Thomas intercepted Patriots QB Tom Brady in the end zone to seal a 24-20 win in Thomas' first career NFL game on 12/15/13.

### DOLPHINS PLAYERS VS. THE PATRIOTS

PLAYER	DEFENSE							
	GP	SOLO	ASST	SK	INT	PD	FF	FR
Reshad Jones	11	46	28	1.0	1	2	0	0
Cameron Wake	13	25	8	9.5	0	1	2	0
Mario Williams	10	19	6	4.0	0	1	0	0
Koa Misi	9	17	8	2.0	0	0	0	0
Kiko Alonso	3	13	13	0.0	0	0	1	1
Jelani Jenkins	4	10	3	0.0	0	0	0	0
Ndamukong Suh	4	9	5	1.5	0	0	0	0
Michael Thomas	4	9	4	0.0	1	3	0	0
Walt Aikens	2	6	2	0.0	0	0	0	0
Earl Mitchell	5	5	9	0.0	0	1	1	0
Neville Hewitt	2	4	2	0.0	0	1	0	0
Isa Abdul-Quddus	2	4	0	0.0	0	0	0	0
Jordan Phillips	2	3	1	0.0	0	0	0	0
Jason Jones	3	2	2	2.0	0	0	0	0
Tony Lippett	2	2	0	0.0	0	1	0	0
Terrence Fede	3	1	3	0.0	0	0	0	0
Spencer Paysinger	3	1	0	0.0	0	0	0	1
Byron Maxwell	2	1	2	0.0	1	1	0	0
Bobby McCain	2	1	2	0.0	0	0	0	0
<b>TOTALS</b>	<b>86</b>	<b>178</b>	<b>98</b>	<b>20.0</b>	<b>3</b>	<b>11</b>	<b>4</b>	<b>2</b>

### HOW THEY COMPARE

DOLPHINS		CATEGORY	PATRIOTS	
STAT	RNK		RNK	STAT
214.0	30	Total Offense	13	363.0
150.0	30	Passing Offense	13	257.0
64.0	27t	Rushing Offense	14	106.0
10.0	29t	Scoring Offense	14t	23.0
5	30t	Sacks Allowed	13t	2
21.4	30	Third Down Offense	2	62.5
33.0	23t	Red Zone Offense	15t	50.0
352.0	19	Total Defense	16t	344.0
240.0	17	Passing Defense	18t	252.0
112.0	20	Rushing Defense	16	92.0
12.0	5	Scoring Defense	13t	21.0
3	22t	Sacks	22t	3
31.3	11	Third Down Defense	21t	50.0
50.0	11t	Red Zone Defense	24t	100.0
2	3t	Takeaways	21t	0
0	1t	Giveaways	27t	2

### STATISTICAL LEADERS

CATEGORY	DOLPHINS		PATRIOTS	
	PLAYER	STAT	PLAYER	STAT
Completion Pct.	R. Tannehill	55.2%	J. Garoppolo	72.7%
Passing Yards	R. Tannehill	186	J. Garoppolo	264
Passer Rating	R. Tannehill	74.8	J. Garoppolo	106.1
Rushing Yards	A. Foster	38	L. Blount	70
Yards Per Carry	D. Williams	4.5	J. Edelman	5.3
Rushing TDs	R. Tannehill	1	L. Blount	1
Receptions	J. Landry	7	J. Edelman	7
Receiving Yards	A. Foster	62	J. Edelman	66
Receiving TDs	None	-	C. Hogan	1
Tackles	R. Jones	12	D. McCourty	9
Sacks	Two tied	1.0	Three tied	1.0
Interceptions	I. Abdul-Quddus	1	None	-
Forced Fumbles	None	-	None	-
Special Tms Tcks	Four tied	1	Five tied	1





## THE LAST TIME THEY MET...

# 2015 - WEEK 17

JAN. 3, 2016 | MIAMI GARDENS, FLA.  
SUN LIFE STADIUM  
ATTENDANCE: 62,918 | TV: CBS

## SCORING SUMMARY

	1	2	3	4	F
New England	0	3	7	0	10
Miami	3	7	0	10	20

## NEW ENGLAND 10

## MIAMI 20

The Dolphins ended a disappointing season in impressive fashion when they beat the AFC East champion New England Patriots.

The 20-10 victory, which ended a three-game losing streak in season finales, gave the Dolphins a 6-10 record on the season and prevented New England from gaining home-field advantage throughout the playoffs.

The Dolphins beat New England at home for the third consecutive year, following a 24-20 victory in December 2013 and a 33-20 decision in the 2014 season opener.

The Dolphins' last victory in a season finale had come in 2011 against the New York Jets, 19-17.

The Dolphins didn't just beat the Patriots, they dominated them.

Miami outgained New England 438-196; had a 20-12 edge in first downs; and converted 47 percent of third-down situations compared to 29 percent for New England.

Tight end Jordan Cameron scored the game-winning touchdown midway through the fourth quarter on a 2-yard pass from quarterback Ryan Tannehill.

The touchdown was set up by a spectacular 46-yard reception by rookie first-round pick DeVante Parker to the Patriots 4-yard line. Parker outjumped cornerback Logan Ryan at the 11 to come down with the pass, and then ran 5 more yards to the 6.

Tight end Jordan Cameron scored the game-winning touchdown midway through the fourth quarter on a 2-yard pass from quarterback Ryan Tannehill.

The touchdown was set up by a spectacular 46-yard reception by rookie first-round pick DeVante Parker to the Patriots 4-yard line. Parker outjumped cornerback Logan Ryan at the 11 to come down with the pass, and then ran 5 more yards to the 6.

Tannehill had his sixth 300-yard passing game of the season and he joined Dan Marino as the only quarterbacks in team history with consecutive 4,000-yard passing seasons.

The Miami defense held New England to 82 yards in the first offense, including only 20 passing yards by Tom Brady. Brady finished with 134 yards, easily his lowest total of the season (the previous low was 226 against Houston).

## SCORING DRIVES

TEAM	QTR	TIME	PLAY (EXTRA POINT) (DRIVE INFO)	NE	MIA
Dolphins	1	8:07	A.Franks 38 yd. Field Goal (10-54, 3:43)	0	3
Patriots	2	8:06	S.Gostkowski 34 yd. Field Goal (11-48, 6:01)	3	3
Dolphins	2	0:36	D.Parker 15 yd. pass from R.Tannehill (A.Franks kick) (8-64, 1:20)	3	10
Patriots	3	12:32	S.Jackson 2 yd. run (S.Gostkowski kick) (4-80, 2:28)	10	10
Dolphins	4	6:58	J.Cameron 2 yd. pass from R.Tannehill (A.Franks kick) (6-82, 2:52)	10	17
Dolphins	4	1:56	A.Franks 19 yd. Field Goal (9-44, 2:45)	10	20

## GAME STATISTICS

### RUSHING (Att-Yds-TD):

New England: S. Jackson 14-35-1, B. Bolden 9-31, J. White 3-5, T. Brady 1-(-1).  
Miami: L. Miller 19-60, R. Tannehill 3-17, Da. Williams 3-11, J. Landry 2-6, J. Ajayi 7-2.

### PASSING (A-C-Y-TD-Int):

New England: T. Brady 21-12-134-0-0, J. Garoppolo 4-1-6-0-0.  
Miami: R. Tannehill 38-25-350-2-0.

### RECEIVING (Rec-Yds-TD):

New England: J. White 2-63, R. Gronkowski 2-18, D. Amendola 2-17, B. LaFell 2-7, B. Bolden 2-5, S. Jackson 1-20, C. Harper 1-6, K. Martin 1-4.  
Miami: J. Landry 6-72, D. Parker 5-106-1, G. Jennings 4-74, D. Sims 3-40, Da. Williams 3-38, J. Cameron 2-6-1, K. Stills 1-11, L. Miller 1-3.

### SACKS (Sk-Yds):

New England: G. Grissom 1-8.  
Miami: D. Shelby 1-5, O. Vernon 0.5-4.5, N. Suh 0.5-4.5.

### INTERCEPTIONS (Int-Yds):

New England: None.  
Miami: None.

### FORCED FUMBLES:

New England: None.  
Miami: D. Shelby 1.

### FUMBLE RECOVERIES (No-Yds):

New England: None.  
Miami: None.

### TEAM STATS

	NE	MIA
<b>First Downs</b>	<b>12</b>	<b>20</b>
Rushing	4	4
Passing	3	16
Penalty	5	0
<b>3rd-Down Efficiency</b>	<b>4 for 14</b>	<b>8 for 17</b>
<b>4th-Down Efficiency</b>	<b>0 for 1</b>	<b>0 for 1</b>
<b>Total Net Yards</b>	<b>196</b>	<b>438</b>
<b>Total Net Plays</b>	<b>54</b>	<b>73</b>
Average Gain	3.6	6.0
<b>Net Yards Rushing</b>	<b>70</b>	<b>96</b>
Rushes	27	34
Yards per Rush	2.6	2.8
<b>Net Yards Passing</b>	<b>126</b>	<b>342</b>
Completed - Attempted	13-25	25-38
Yards per Pass Play	4.7	8.8
Sacked - Yards Lost	2-14	1-8
Had Intercepted	0	0
<b>Punts - Average</b>	<b>7-361-51.6</b>	<b>5-243-48.6</b>
<b>Return Yardage</b>	<b>27</b>	<b>43</b>
Punts - Return Yards	2-27	3-43
Kickoffs - Return Yards	0-0	0-0
Interceptions - Return Yards	0-0	0-0
<b>Penalties - Yards</b>	<b>7-41</b>	<b>10-93</b>
<b>Fumbles - Lost</b>	<b>1-0</b>	<b>1-0</b>
<b>Red-Zone Efficiency</b>	<b>1 for 2</b>	<b>2 for 4</b>
<b>Goal-to-Go Efficiency</b>	<b>1 for 1</b>	<b>1 for 2</b>
<b>Time of Possession</b>	<b>28:55</b>	<b>31:05</b>



## FREE AGENCY TRACKER

The Dolphins were active in the 2016 free agency market. As of Sept. 12, the 53-man roster included three players on the roster who were re-signed from the 2015 season, while also adding another 14 players to the roster, in addition to seven draft picks. Below tracks the players the team has signed, as well as those who ended the 2015 season on the Miami roster and their current status.

### PLAYERS RETAINED

#### PLAYERS FROM 2015 RE-SIGNED (3)

Matt Moore	QB	
Spencer Paysinger	LB	
Michael Thomas	S	

#### UNRESTRICTED FREE-AGENTS SIGNED (2)

Isa Abdul-Quddus	S	Detroit
Andre Branch	DE	Jacksonville

#### FREE-AGENTS SIGNED (9)

Jermon Bushrod	OL	Chicago
Arian Foster	RB	Houston
MarQueis Gray	TE	Buffalo
Jason Jones	DE	Detroit
Isaiah Pead	RB	
Anthony Steen	C/G	
Kraig Urbik	C/G	Buffalo
Julius Warmesley	DE	
Mario Williams	DE	Buffalo


#### TRADE (2)

Kiko Alonso	LB	Philadelphia
Byron Maxwell	CB	Philadelphia

#### WAIVERS (1)

Justin Hunter	WR	Tennessee
---------------	----	-----------

\* As of Sept. 12, 2016



S Isa Abdul-Quddus




LB Kiko Alonso



DE Andre Branch



G/T Jermon Bushrod




RB Arian Foster



CB Byron Maxwell



RB Isaiah Pead



DE Mario Williams

### PLAYERS FROM 2015 ROSTER NO LONGER WITH THE DOLPHINS

#### RETIRED (1)

Greg Jennings	WR	
---------------	----	--

#### TRADED (2)

Chris McCain	DE	New Orleans
Jamar Taylor	CB	Cleveland

#### UNRESTRICTED FREE AGENTS (2)

Louis Delmas	S	
Shelley Smith	G	

#### FREE-AGENTS (11)

Deandre Coleman*	DT	
Quinton Coples	DE	
Jason Fox	T	
Shamuel Gary*	S	
Matt Hazel*	WR	
James-Michael Johnson	LB	
Jacques McClendon	C/G	
Damontre Moore	DE	
Tyler Patmon	CB	
Jake Stoneburner	TE	
Logan Thomas*	QB	

#### UNRESTRICTED FREE-AGENTS LOST (4)

Rishard Matthews	WR	Tennessee
Lamar Miller	RB	Houston
Derrick Shelby	DE	Atlanta
Olivier Vernon	DE	N.Y. Giants

#### FREE-AGENTS LOST (5)


Brent Grimes	CB	Tampa Bay
Brice McCain	CB	Tennessee
Kelvin Sheppard	LB	N.Y. Giants
Robert Thomas II	DT	N.Y. Giants
Brandon Williams	TE	Seattle

\* On an NFL team's practice squad



## 2016 MIAMI DOLPHINS DRAFT CLASS


Rd 1 // Pick 13



**Laremy  
TUNSIL**

Mississippi // G/T  
6-5 // 316

Rd 2 // Pick 38



**Xavien  
HOWARD**

Baylor // CB  
6-1 // 198

Rd 3 // Pick 73



**Kenyan  
DRAKE**

Alabama // RB  
6-1 // 216

Rd 3 // Pick 86



**Leonte  
CARROO**

Rutgers // WR  
6-1 // 217

Rd 6 // Pick 186



**Jakeem  
GRANT**

Texas Tech // WR  
5-7 // 172

Rd 6 // Pick 204



**Jordan  
LUCAS**

Penn State // CB  
6-0 // 204


Rd 7 // Pick 223



**Brandon  
DOUGHTY**

W. Kentucky // QB  
6-3 // 217


Rd 7 // Pick 231



**Thomas  
DUARTE**


UCLA // TE  
6-2 // 241

## 2016 MIAMI DOLPHINS UNDRAFTED ROOKIE CLASS



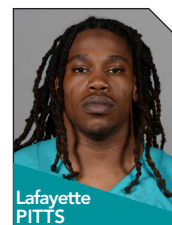
**James  
BURGESS**

Louisville // LB  
6-0 // 233



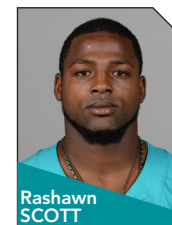
**A.J.  
HENDY**

Maryland // S  
6-0 // 209



**Lafayette  
PITTS**

Pittsburgh // CB  
5-11 // 196



**Rashawn  
SCOTT**

Miami (FL) // WR  
6-2 // 204

\* Only includes members still with team or on practice squad





## HARD ROCK STADIUM MODERNIZATION



Hard Rock Stadium is South Florida's home to the Miami Dolphins, University of Miami Hurricanes, Orange Bowl, international soccer, concerts and other world-class events. A truly global entertainment destination, this multi-purpose, open-air complex is in the midst of a multi-year, \$500 million renovation to enhance the fan experience. The modernization is being privately funded by Stephen Ross.

### NEW SEATING PRODUCTS

Hard Rock Stadium's modernization included doubling unique seating experiences from 8 to 16. Some of the newest seating products include:

**The 72 Club:** The 598 seats in the 72 Club take the premium seating experience to another level. It's the most luxurious seating experience in all of South Florida sports and entertainment. Seats are double-padded, have 11 inches more legroom and are located at midfield. At any point in-game, guests are able to walk on the field on their way to a private club designed by the Rockwell Group.




**Living Room Boxes:** Hard Rock Stadium created four-person private Living Room Boxes. Located on the 35-yard line and within the Atos Club presented by EMC and Ford Field Clubs in the end zones, Living Room Boxes are the biggest, most comfortable seats in the stadium. These boxes give guests the ability to watch replays and highlights on their own private screens.


**Hyundai Club:** The Hyundai Club is a club located between the 30-yard lines on the north side that offers wider, padded seats. The club is designed by the Rockwell Group.



**Corner Terraces:** The 100 level Corner Terraces provide a unique social experience where guests can watch the game from a high-top table and comfortable swivel chairs. Corner Terraces provide guests the enjoyment of sitting with family or friends without being confined to a row of seats.



**The NINE:** The NINE are nine open-air suites between the 30-yard lines that connect to a private club designed by the Rockwell Group. The NINE offers the best view of the field with the convenience of a private club.





## HARD ROCK STADIUM MODERNIZATION

### PHASE II

For the 2016 season, a state-of-the-art canopy was installed that will keep as many as 92 percent of the spectators in the shade and protected from the rain along with four giant high-definition video boards.

#### VIDEO BOARDS

- Four 1,472-inch screens in each corner of the stadium for a total of 22,400 sq. ft. – the largest in the AFC East (compared to 12,000 total square footage in old stadium).
- A total of 18 million LEDs will showcase game day on the boards.
- High-definition picture positioned for easy sightlines for every fan.

**MIAMI DOLPHINS**  
TOTAL: 22,400 SQ. FT.



**NEW YORK JETS**  
TOTAL: 14,160 SQ. FT.



**BUFFALO BILLS**  
TOTAL: 12,253 SQ. FT.



**NEW ENGLAND PATRIOTS**  
TOTAL: 11,306 SQ. FT.

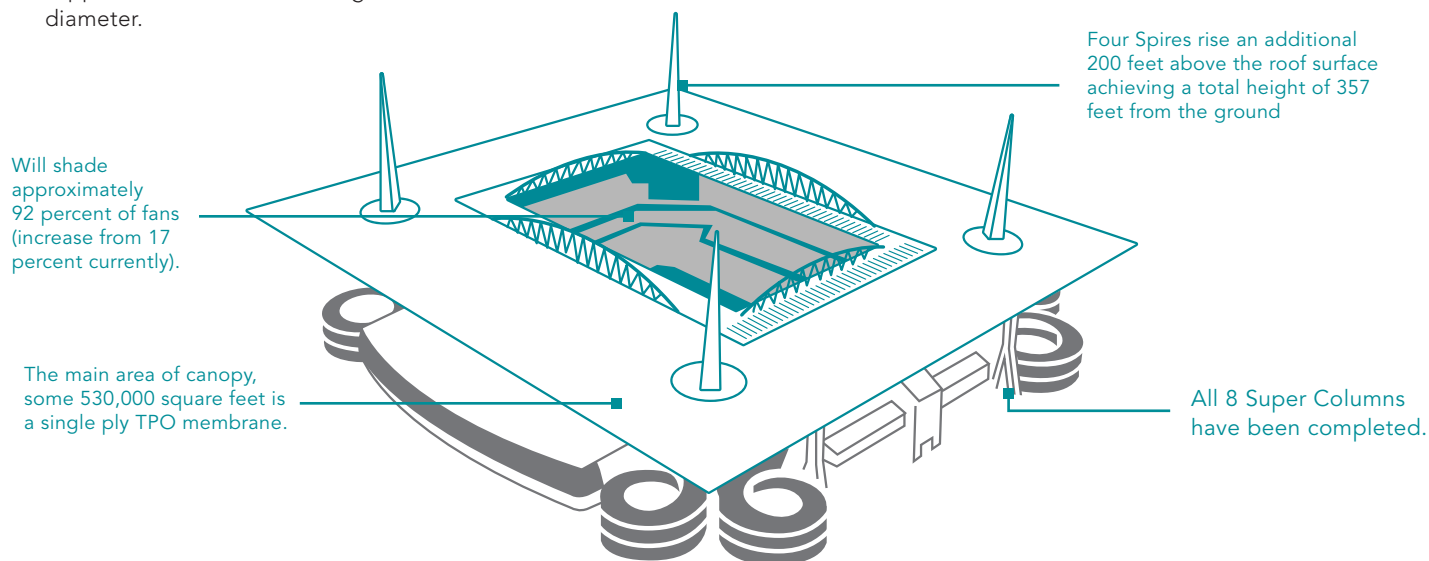


#### SHADE CANOPY

- Will shade approximately 92 percent of fans (increase from 17 percent in old stadium).
- The shade canopy is approximately 626,000 square feet [14.37 acres] and is comprised of 17,000 tons of steel.
- Covering the remainder of the canopy area [94,000 square feet] immediately adjacent to the ocular over the field is a translucent material called ETFE. This material will provide supplemental light in the bowl while reducing solar heat.
- Four spires rise an additional 200 feet above the roof surface achieving a total height of 357 feet from the ground. Several steel cables secured at the top of each spire will be extended to the roof to provide additional structural support. Cable diameters range between 3.5" to 5.5" in diameter.

#### FIELD FACTS

- First team in the NFL to use Paspalum Platinum (shorter versions are Platinum TE or TE). The TE species works well in warm climates with growth not hindered in shade.
- Texture: Courser, thicker grass
- Feel: TE is thicker and lusher so there is a difference in feel and cushion in footing
- Sustainability: More shade tolerance
- Growth: TE grows aggressively and requires less nitrogen in the fertilizer than Bermuda.
- Color Variation: TE is a lighter green shade.







## RISE YOUTH PROGRAMS AWARDS

### MIAMI DOLPHINS ANNOUNCE WEEK ONE YOUTH PROGRAMS AWARDS WITH PARTNER ROSS INITIATIVE IN SPORTS FOR EQUALITY (RISE)

**Miami** – The Miami Dolphins and the Ross Initiative in Sports for Equality (RISE) recognize the week one youth football players, coaches and parent who have demonstrated their commitment to being leaders on and off the field:

- High School Player of the Week: Junior stand out Jaquan Beaver from Booker T. Washington. He is a 6'0, 190-pound outside linebacker with a knack for rushing the passer. He is currently a 3-star recruit. In last week's win over Monsignor Pace, Beaver recorded nine tackles, three sacks and an interception return for a touchdown.
- High School Coach of the Week: Tim "Ice" Harris from Booker T. Washington High School. He is currently 3-0 and knocked off two of the top teams in the country two weeks in a row, in beating American Heritage 27-7 and St. Thomas Aquinas 27-23. This past week Booker T. won 28-6 over Monsignor Pace. Coach Harris spends a lot of time mentoring his athletes through his character development programs year round, making sure his athletes are prepared on and off the playing field.
- Youth Player of the Week: Nick Vattiato of the Florida Youth Football League's Ft. Lauderdale Hurricanes 13U. Nick was 14 of 21 for 245 yards and has four touchdowns. His team defeated the Miami Gardens Bulldogs. Vattiato also attended Dolphins Academy in the past.
- Team Mom of the Week: Marchelle Greene. She is from the Florida Youth Football League and is the Team Mom for the 12U Fort Lauderdale Hurricanes. Greene's son Tedarien Jackson committed suicide last year. He was on the Hurricanes 11U. Greene adopted the Hurricanes as if they were her own and she has moved up with the team to 12U this season.

Each award recipient will be presented with a plaque on the field during the Sept. 25 Dolphins home game at Hard Rock Stadium against the Cleveland Browns, and receive acknowledgement of their accomplishment in the game program and through the Dolphins' and RISE's social media platforms. They also will receive a pair of tickets to a Miami Dolphins home game and a Dolphins/RISE T-shirt.

As a newly added component of the program and part of the Dolphins/RISE partnership, winners will be empowered to make a difference by participating in a RISE training program where they will learn how to use the unifying power of sport to promote the importance and benefits of unity, equality and inclusiveness as well as address racial tensions their teams, schools and communities might experience.

Awardees also will be encouraged to take a pledge, committing to stand up to racial inequality and share how they plan to affect change by creating a "How I RISE" video message, which will be posted on RISEtoWIN.org.



Youth Player of the Week Nick Vattiato of the Ft. Lauderdale Hurricanes 13U.



High School Player of the Week Jaquan Beaver and High School Coach of the Week Tim "Ice" Harris from Booker T. Washington High School with Miami Dolphins Youth Programs Coordinator Lousaka Polite.





## DEPTH CHART

### OFFENSE

POS	NO	NAME (GP/GS)	NO	NAME (GP/GS)	NO	NAME (GP/GS)	NO	NAME (GP/GS)	NO	NAME (GP/GS)
WR	10	Kenny Stills (1/1)	15	Justin Hunter (1/0)						
LT	76	Branden Albert (1/1)								
LG	<u>67</u>	<u>Laremy Tunsil (1/1)</u>	63	Dallas Thomas (0/0)						
C	51	*Mike Pouncey (0/0)	65	Anthony Steen (1/1)	60	Kraig Urbik (1/0)				
RG	74	Jermon Bushrod (1/1)	77	Billy Turner (1/0)						
RT	70	Ja'Wuan James (1/1)								
TE	84	Jordan Cameron (1/1)	80	Dion Sims (1/0)	48	MarQueis Gray (1/0)				
QB	17	Ryan Tannehill (1/1)	8	Matt Moore (0/0)	<u>6</u>	<u>Brandon Doughty (0/0)</u>				
RB	29	Arian Foster (1/1)	23	Jay Ajayi (0/0)	26	Damien Williams (1/0)	<u>32</u>	<u>Kenyan Drake (1/0)</u>	22	Isaiah Pead (0/0)
WR	14	Jarvis Landry (1/1)	<u>19</u>	<u>Jakeem Grant (1/0)</u>						
WR	11	*DeVante Parker (0/0)	88	<u>Leonte Carroo (1/1)</u>						

### DEFENSE

POS	NO	NAME (GP/GS)	NO	NAME (GP/GS)	NO	NAME (GP/GS)
DE	91	Cameron Wake (1/0)	50	Andre Branch (1/0)	78	Terrence Fede (0/0)
DT	93	Ndamukong Suh (1/1)	73	Julius Warmesley (1/0)		
DT	90	Earl Mitchell (1/0)	97	Jordan Phillips (1/1)		
DE	94	Mario Williams (1/1)	98	Jason Jones (1/1)		
LB	55	Koa Misi (1/1)	42	Spencer Paysinger (1/0)		
LB	47	Kiko Alonso (1/1)	45	Mike Hull (1/0)		
LB	53	Jelani Jenkins (1/0)	46	Neville Hewitt (1/0)		
CB	41	Byron Maxwell (1/1)	28	Bobby McCain (1/0)		
CB	25	<u>Xavien Howard (1/1)</u>	36	Tony Lippett (1/0)	<u>21</u>	<u>Jordan Lucas (1/0)</u>
S	24	Isa Abdul-Quddus (1/1)	31	Michael Thomas (1/1)		
S	20	Reshad Jones (1/1)	35	Walt Aikens (1/0)		



JARVIS LANDRY  
IS THE **FASTEST**  
**PLAYER IN NFL**  
**HISTORY TO REACH**  
**200 CAREER**  
**RECEPTIONS** (33  
GAMES)

### SPECIALISTS

POS	NO	NAME	NO	NAME
K	3	Andrew Franks		
P	4	Matt Darr		
KO	3	Andrew Franks		
H	4	Matt Darr		
LS	92	John Denney		
KOR	<u>19</u>	<u>Jakeem Grant</u>	<u>32</u>	<u>Kenyan Drake</u>
PR	14	Jarvis Landry	<u>19</u>	<u>Jakeem Grant</u>

Underlined players are rookies

\* did not play last week due to injury



## PROJECTED CONTRIBUTORS: OFFENSE

QB	17		<b>RYAN TANNEHILL   6-4   216   TEXAS A&amp;M</b> <ul style="list-style-type: none"> <li>• <b>LAST GAME:</b> at Seattle (9/11): 16-of-29 (.552), 168 yards, 0 TDs, 1 rush TD</li> <li>• Has started 65 straight games as Miami's quarterback.</li> <li>• Led a late go-ahead scoring drive by completing 4-of-5 passes for 82 yards and a 2-yard TD run to give Miami a 10-6 lead last week in Seattle.</li> </ul>		
			<b>ARIAN FOSTER   6-1   227   TENNESSEE</b> <ul style="list-style-type: none"> <li>• <b>LAST GAME:</b> at Seattle (9/11): 13 att, 38 rush yds, 3 rec, 62 rec yds</li> <li>• Second in NFL history among undrafted players in rushing yards (6,510) and rushing touchdowns (54).</li> <li>• Signed with the Dolphins on July 18, 2016 after 7 years in Houston.</li> </ul>		
RB	29		<b>JARVIS LANDRY   5-11   206   LSU</b> <ul style="list-style-type: none"> <li>• <b>LAST GAME:</b> at Seattle (9/11): 7 rec for 59 yds (8.4 avg.)</li> <li>• Fastest NFL player to reach 200 career receptions (33 games)</li> <li>• Named to his first career Pro Bowl following the 2015 season.</li> <li>• Set single-season Dolphins record with 110 receptions in 2015.</li> </ul>		
			<b>KENNY STILLIS   6-0   195   OKLAHOMA</b> <ul style="list-style-type: none"> <li>• <b>LAST GAME:</b> at Seattle (9/11): 1 rec for 16 yds</li> <li>• Led team in receiving yards (124) and receiving TDs (2) in the preseason.</li> <li>• Is eighth in the NFL with 16.5 receiving avg. from 2013-present.</li> <li>• Played in all 16 games with eight starts in 2015.</li> </ul>		
WR	14		<b>DeVANTE PARKER   6-3   212   LOUISVILLE</b> <ul style="list-style-type: none"> <li>• <b>LAST GAME:</b> at Seattle (9/11): Inactive due to injury</li> <li>• In final outing of the 2015 season, became first Dolphins rookie since 2001 to top 100 rec. yds. in a game.</li> <li>• Set franchise rookie record with 19.0 yards per catch average in 2015.</li> </ul>		
			<b>JORDAN CAMERON   6-5   265   USC</b> <ul style="list-style-type: none"> <li>• <b>LAST GAME:</b> at Seattle (9/11): 2 rec for 6 yds (3.0 avg.)</li> <li>• Started all 16 games at tight end for Miami in 2015.</li> <li>• Was second in receiving yards (917) among NFL tight ends in 2013.</li> <li>• Earned Pro Bowl selection in 2013.</li> </ul>		
WR	10		<b>BRANDEN ALBERT   6-5   314   VIRGINIA</b> <ul style="list-style-type: none"> <li>• <b>LAST GAME:</b> at Seattle (9/11): Started at left tackle</li> <li>• Started 14 games at left tackle for Miami in 2015.</li> <li>• Has played in 109 career games with 107 starts.</li> <li>• Two-time Pro Bowl selection (2013, 2015).</li> </ul>		
			<b>LAREMY TUNSIL   6-5   316   MISSISSIPPI</b> <ul style="list-style-type: none"> <li>• <b>LAST GAME:</b> at Seattle (9/11): Started at left guard</li> <li>• First-round pick (13th overall) by Miami in the 2016 NFL draft.</li> <li>• Played left tackle at Ole Miss but is Miami's starting left guard.</li> <li>• Two-time All-American and three-time All-SEC honoree.</li> </ul>		
WR	11		<b>MIKE POUNCEY   6-5   299   FLORIDA</b> <ul style="list-style-type: none"> <li>• <b>LAST GAME:</b> at Seattle (9/11): Inactive due to injury</li> <li>• Started 14 games at center for Miami in 2015.</li> <li>• Has played in and started 72 career games.</li> <li>• Three-time Pro Bowl selection (2013-15).</li> </ul>		
			<b>JERMON BUSHROD   6-5   320   TOWSON</b> <ul style="list-style-type: none"> <li>• <b>LAST GAME:</b> at Seattle (9/11): Started at right guard</li> <li>• Played in 109 career games with 97 starts.</li> <li>• Has played left tackle his entire career until moving to right guard this year.</li> <li>• Two-time Pro Bowl selection (2011 and 2012).</li> </ul>		
TE	84		<b>JA'WUAN JAMES   6-6   307   TENNESSEE</b> <ul style="list-style-type: none"> <li>• <b>LAST GAME:</b> at Seattle (9/11): Started at right tackle</li> <li>• Started seven games at right tackle in 2015 before suffering a season-ending injury.</li> <li>• Was a first-round pick (19th overall) by Miami in the 2014 NFL draft.</li> </ul>		
					
LT	76			<b>JAY AJAYI   6-0   229</b> <ul style="list-style-type: none"> <li>• Rushed for 187 yards on 49 carries (3.8) and 1 TD as a rookie in 2015.</li> <li>• Missed seven games of the 2015 season due to injury.</li> <li>• Played collegiately at Boise State.</li> </ul>	<b>RB 23</b> 
				<b>DAMIEN WILLIAMS   5-11   228</b> <ul style="list-style-type: none"> <li>• Has played in all 33 games the past three seasons (2014-16).</li> <li>• Rushed 16 times for 59 yards (3.7 avg.) and caught 21 passes for 142 yards (6.8 avg.) and one TD in 2015.</li> </ul>	<b>RB 26</b> 
LG	67			<b>KENYAN DRAKE   6-1   216</b> <ul style="list-style-type: none"> <li>• Third-round pick (73rd overall) by Miami in the 2016 NFL Draft.</li> <li>• Played in 42 career games at Alabama.</li> <li>• Returned a kickoff 95 yards for a touchdown with less than 8 minutes remaining in 2016 National Championship.</li> </ul>	<b>RB 32</b> 
				<b>JUSTIN HUNTER   6-4   203</b> <ul style="list-style-type: none"> <li>• Acquired off waivers from Tennessee on Sept. 4, 2016.</li> <li>• Played in 35 games with 13 starts for the Titans from 2013-15.</li> <li>• Was a second-round pick (34th overall) in 2013 NFL draft.</li> </ul>	<b>WR 15</b> 
C	51			<b>LEONTE CARROO   6-1   217</b> <ul style="list-style-type: none"> <li>• Caught two passes for 14 yards (7.0 avg.) in his first NFL start last week.</li> <li>• Selected in the third round (86th overall) of the 2016 NFL draft by Miami.</li> <li>• Rutgers all-time career leader with 29 receiving TDs.</li> </ul>	<b>WR 88</b> 
				<b>JAKEEM GRANT   5-7   172</b> <ul style="list-style-type: none"> <li>• His 33.5 kickoff return avg. is second in the NFL.</li> <li>• Sixth-round pick (186th overall) in the 2016 NFL draft by Miami.</li> <li>• All-time leading receiver in Texas Tech history (3,289 yards).</li> </ul>	<b>WR 19</b> 
RG	74			<b>DION SIMS   6-4   271</b> <ul style="list-style-type: none"> <li>• Has played in 43 career games with 11 starts in his career.</li> <li>• Posted his best season in 2014 with career highs in receptions (24), receiving yards (284) and receiving TDs (2).</li> </ul>	<b>TE 80</b> 
				<b>MATT MOORE   6-3   225</b> <ul style="list-style-type: none"> <li>• Ranks No. 4 in team history in career passer rating (84.9).</li> <li>• Is fourth among Dolphins all-time career completion percentage leaders (59.9).</li> <li>• Has played in 41 career games with 25 starts.</li> </ul>	<b>QB 8</b> 
RT	70				



## PROJECTED CONTRIBUTORS: DEFENSE

DE 91		<b>CAMERON WAKE   6-3   263   PENN STATE</b> <ul style="list-style-type: none"> <li>• <b>LAST GAME:</b> at Seattle (9/11): Recorded 1 QBH</li> <li>• Second in Dolphins history with 70.0 career sacks.</li> <li>• Sixth in NFL history in most sacks by undrafted players (70.0).</li> <li>• Four-time Pro Bowl selection (2010, 2012-14).</li> </ul>	JASON JONES   6-5   278		<b>DE 98</b> <ul style="list-style-type: none"> <li>• Signed by the Dolphins on May 16, 2016.</li> <li>• In his ninth NFL season with 96 games played and 66 career starts.</li> <li>• Played last three seasons (2013-15) in Detroit and started 31 games in 2014-15.</li> </ul>
DT 93		<b>NDAMUKONG SUH   6-4   305   NEBRASKA</b> <ul style="list-style-type: none"> <li>• <b>LAST GAME:</b> at Seattle (9/11): 4 tackles (2 solo), 1 sack, 3 QBHs, 1 PD</li> <li>• Second-most sacks by an NFL defensive tackle since 2010 (43.0).</li> <li>• Leads NFL defensive tackles in most stuffs since 2010 (44.0).</li> <li>• Four-time Pro Bowl selection (2010, 2012-14).</li> </ul>	ANDRE BRANCH   6-5   263		<b>DE 50</b> <ul style="list-style-type: none"> <li>• Signed by the Dolphins as an unrestricted free agent on March 16, 2016.</li> <li>• Played first four years (2012-15) of his NFL career in Jacksonville.</li> <li>• Has 52 career games played, 12 starts and 14 sacks.</li> </ul>
DT 90		<b>EARL MITCHELL   6-3   310   ARIZONA</b> <ul style="list-style-type: none"> <li>• <b>LAST GAME:</b> at Seattle (9/11): 1 asst. tackle</li> <li>• Totaled 22 tackles (14 solo) and 3.5 stuffs in 12 games played in 2015.</li> <li>• Had the third-longest consecutive games streak among NFL defensive tackles snapped at 84 last year when he was inactive vs. Baltimore (12/6/15).</li> </ul>	JORDAN PHILLIPS   6-6   335		<b>DT 97</b> <ul style="list-style-type: none"> <li>• His penetration caused QB Russell Wilson fumble in 4th quarter last week.</li> <li>• Played in 15 games with four starts as a rookie in 2015.</li> <li>• Was a second-round pick (52nd overall) by Miami in 2015.</li> </ul>
DE 94		<b>MARIO WILLIAMS   6-6   300   NC STATE</b> <ul style="list-style-type: none"> <li>• <b>LAST GAME:</b> at Seattle (9/11): 2 tackles (1 solo), 1 sack</li> <li>• Sixth in NFL in sacks since he entered the league in 2006 (97.0).</li> <li>• Signed by the Dolphins on March 9, 2016.</li> <li>• Four-time Pro Bowl selection (2008-09, 2013-14)</li> </ul>	SPENCER PAYSINGER   6-2   243		<b>LB 42</b> <ul style="list-style-type: none"> <li>• Played in 14 games with Miami in 2015 - his first season with the team.</li> <li>• Totaled 15 special teams tackles in 2015.</li> <li>• Has played in 77 career games with 14 starts.</li> </ul>
LB 55		<b>KOA MISI   6-3   256   UTAH</b> <ul style="list-style-type: none"> <li>• <b>LAST GAME:</b> at Seattle (9/11): 10 tackles (5 solo)</li> <li>• Has played in 82 games with 71 starts in six seasons with the Dolphins.</li> <li>• Has started at least nine games for Miami in every season since he was selected in the second round (40th overall) in the 2010 NFL draft.</li> </ul>	NEVILLE HEWITT   6-2   232		<b>LB 46</b> <ul style="list-style-type: none"> <li>• Played in all 16 games with two starts in 2015.</li> <li>• Totaled 32 tackles (22 solo) and one interception as a rookie last year.</li> <li>• Made the team as an undrafted college free agent out of training camp in 2015.</li> </ul>
LB 47		<b>KIKO ALONSO   6-3   239   OREGON</b> <ul style="list-style-type: none"> <li>• <b>LAST GAME:</b> at Seattle (9/11): 11 tackles (3 solo), 1 QBH, 1 FR</li> <li>• Played in 11 games last year after recovering from season-ending injury suffered in 2014.</li> <li>• Traded to Miami along with Byron Maxwell from Phil. on March 9, 2016.</li> </ul>	BOBBY McCAIN   5-11   192		<b>CB 28</b> <ul style="list-style-type: none"> <li>• Played in all 16 games with four starts as a rookie in 2015.</li> <li>• Primarily a nickel/slot cornerback</li> <li>• Selected by Miami in the fifth round (145th overall) of the 2015 NFL draft.</li> </ul>
LB 53		<b>JELANI JENKINS   6-0   240   FLORIDA</b> <ul style="list-style-type: none"> <li>• <b>LAST GAME:</b> at Seattle (9/11): 7 tackles (1 solo)</li> <li>• Has played in 45 games with 28 starts in his four-year Dolphins career.</li> <li>• Totaled 108 tackles (81 solo) and 3.5 sacks in 2014 - his most productive season to date.</li> </ul>	TONY LIPPETT   6-3   194		<b>CB 36</b> <ul style="list-style-type: none"> <li>• Played in nine games as a rookie in 2015.</li> <li>• Was primarily a wide receiver in college, starting 27 games there.</li> <li>• Selected by Miami in the fifth round (156th overall) of the 2015 NFL draft.</li> </ul>
CB 41		<b>BYRON MAXWELL   6-1   203   CLEMSON</b> <ul style="list-style-type: none"> <li>• <b>LAST GAME:</b> at Seattle (9/11): 4 solo tackles, 1 PD</li> <li>• Has totaled nine interceptions since 2013 (including playoffs), tied for the eighth-best mark among NFL cornerbacks since then.</li> <li>• Traded to Miami along with Kiko Alonso from Phil. on March 9, 2016.</li> </ul>	MICHAEL THOMAS   5-11   193		<b>S 31</b> <ul style="list-style-type: none"> <li>• Played in all 16 games with 13 starts in 2015 and totaled a career-high 71 tackles.</li> <li>• Earned the team's Nat Moore Community Service Award in 2015.</li> <li>• Also plays nickel/slot cornerback.</li> </ul>
CB 25		<b>XAVIEN HOWARD   6-1   198   BAYLOR</b> <ul style="list-style-type: none"> <li>• <b>LAST GAME:</b> at Seattle (9/11): 11 tackles (6 solo) in first career NFL game</li> <li>• Became first Dolphins rookie CB since 2009 (Sean Smith) to start Week 1.</li> <li>• Second-round pick (38th overall) by Miami in the 2016 NFL draft.</li> <li>• Three-year letterman (2013-15) and two-year starter at Baylor.</li> </ul>			
S 24		<b>ISA ABDUL-QUDDUS   6-1   196   FORDHAM</b> <ul style="list-style-type: none"> <li>• <b>LAST GAME:</b> at Seattle (9/11): 8 tackles (3 solo), 1 INT, 2 PD</li> <li>• Has started 33 consecutive games (Detroit 2014-15, Miami 2016).</li> <li>• Totaled 136 tackles (99 solo) and 2 interceptions in 5-year NFL career.</li> <li>• Signed by the Dolphins as an unrestricted free agent on March 11, 2016.</li> </ul>			
S 20		<b>RESHAD JONES   6-1   214   GEORGIA</b> <ul style="list-style-type: none"> <li>• <b>LAST GAME:</b> at Seattle (9/11): 12 tackles (6 solo), 1 TFL, 1 PD</li> <li>• Third Dolphins safety to post 500 career tackles (Brock Marion, Yeremiah Bell)</li> <li>• Posted five interceptions in 2015 - most by a Dolphins safety since 2002.</li> <li>• Earned his first Pro Bowl selection following the 2015 season.</li> </ul>			





## 2016 MIAMI DOLPHINS TRANSACTIONS (as of September 12, 2016)

DATE	POS.	PLAYER/COACH	TRANSACTION	DATE	POS.	PLAYER/COACH	TRANSACTION
Jan. 4		Chris Grier	Named General Manager	March 8	WR	Christion Jones	Signed as FA
Jan. 6	RB	Jahwan Edwards	Signed to futures contract	March 8	DE	Mario Williams	Signed as FA
Jan. 6	WR	Robert Herron	Signed to futures contract	March 9	DE	Olivier Vernon	Withdrawn Transition Tag
Jan. 6	LB	Terrell Manning	Signed to futures contract	March 9	CB	Brent Grimes	Released
Jan. 6	G	Vinston Painter	Signed to futures contract	March 9	LB	Kiko Alonso	Acquired by Miami in Trade (Phi.)
Jan. 6	G	Anthony Steen	Signed to futures contract	March 9	CB	Byron Maxwell	Acquired by Miami in Trade (Phi.)
Jan. 6	CB	Dax Swanson	Signed to futures contract	March 10	S	Isa Abdul-Quddus	Signed as UFA (Det.)
Jan. 6	DE	Julius Warmesley	Signed to futures contract	March 10	T	Sam Young	Signed as UFA (Jac.)
Jan. 6	DE	Jordan Williams	Signed to futures contract	March 10	LB	James-Michael Johnson	Re-Signed
Jan. 7	WR	Tyler Davis	Signed to futures contract	March 10	C/G	Jacques McClendon	Re-Signed
Jan. 8	DB	Damarr Aultman	Signed to futures contract	March 10	RB	C.J. Anderson	Signed to RFA Offer Sheet (Den.)
Jan. 9		Adam Gase	Named Head Coach	March 10	CB	Byron Maxwell	Restructured Contract
Jan. 12		Vance Joseph	Named Defensive Coordinator	March 11	G/T	Jermon Bushrod	Signed as FA
Jan. 12		Matt Burke	Named Linebackers Coach	March 16	QB	Matt Moore	Re-Signed
Jan. 12		Shane Day	Named Tight Ends Coach	March 16	DE	Andre Branch	Signed as UFA (Jac.)
Jan. 12		Chris Foerster	Named Offensive Line Coach	March 18		Jim Washburn	Named Senior Defensive Assistant/Pass Rush Specialist
Jan. 12		Shawn Jefferson	Named Wide Receivers Coach	March 18	WR	Griff Whalen	Signed as FA
Jan. 12		Eric Stokes	Named Senior Personnel Executive	March 22	C/G	Kraig Urbik	Signed as FA
Jan. 14	DT	Charles Tuauu	Signed to futures contract	March 31	LB	Spencer Paysinger	Re-Signed
Jan. 19	QB	Zac Dysert	Signed to futures contract	March 31	TE	MarQueis Gray	Signed as FA
Jan. 19	TE	Dominique Jones	Signed to futures contract	March 31	RB	Isaiah Pead	Signed as FA
Jan. 20		Clyde Christensen	Named Offensive Coordinator	March 31	RB	Daniel Thomas	Signed as FA
Jan. 20		Bo Hardegree	Named Quarterbacks Coach	April 5	CB	Ifo Ekpre-Olomu	Acquired from waivers (Cle.)
Jan. 20		Jeremiah Washburn	Named Assistant Offensive Line Coach	April 18	DT	Chris Jones	Acquired from waivers (N.E.)
Jan. 25		Blue Adams	Named Football Research Analyst	April 28	DB	Damarr Aultman	Waived
Jan. 25		Lou Anarumo	Named Defensive Backs Coach	April 28	WR	Tyler Davis	Waived
Jan. 25		Jim Arthur	Named Assistant Strength and Conditioning Coach	April 28	WR	Robert Herron	Waived
Jan. 25		Danny Barrett	Named Running Backs Coach	April 28	DT	Robert Thomas II	Waived
Jan. 25		Charlie Bullen	Named Assistant Linebackers Coach	April 28	LB	Terrell Manning	Terminated contract
Jan. 25		Ben Johnson	Named Assistant Wide Receivers Coach	April 28	G/T	Laremy Tunsil	Selected in NFL draft - D1, '16
Jan. 25		Chris Kuper	Named Offensive Quality Control	April 29	CB	Xavien Howard	Selected in NFL draft - D2, '16
Jan. 25		Rusty McKinney	Named Defensive Quality Control	April 29	RB	Kenyan Drake	Selected in NFL draft - D3a, '16
Jan. 25		Ken O'Keefe	Named Senior Football Research Analyst	April 29	WR	Leonte Carroo	Selected in NFL draft - D3b, '16
Jan. 25		Dave Puloka	Named Head Strength and Conditioning Coach	April 30	WR	Jakeem Grant	Selected in NFL draft - D6a, '16
Jan. 25		Ted Rath	Named Assistant Strength and Conditioning Coach	April 30	CB	Jordan Lucas	Selected in NFL draft - D6b, '16
Jan. 28	WR	Tyler Murphy	Signed to futures contract	April 30	QB	Brandon Doughty	Selected in NFL draft - D7a, '16
Feb. 8	T	Jason Fox	Waived	April 30	TE	Thomas Duarte	Selected in NFL draft - D7b, '16
Feb. 12		Daronte Jones	Named Assistant Defensive Backs Coach	April 30	CB	Jamar Taylor	Traded (Cle.)
Feb. 12		Eric Stokes	Parted ways	May 2	RB	Jahwan Edwards	Waived
Feb. 12	DE	Quinton Coples	Terminated contract	May 2	WR	Christion Jones	Waived
Feb. 12	CB	Brice McCain	Terminated contract	May 2	DE	Damontre Moore	Waived
Feb. 19	CB	Chimdi Chekwa	Signed as FA	May 6	LB	Akil Blount	Signed as Undrafted College Free Agent
Feb. 19	WR	A.J. Cruz	Signed as FA	May 6	LB	James Burgess	Signed as Undrafted College Free Agent
Feb. 23	CB	Dax Swanson	Waived	May 6	C/G	Ruben Carter	Signed as Undrafted College Free Agent
Feb. 29	DE	Cleyon Laing	Signed as FA	May 6	LS	Ryan DiSalvo	Signed as Undrafted College Free Agent
March 1	DE	Olivier Vernon	Placed Transition Tag	May 6	LB	Tyler Gray	Signed as Undrafted College Free Agent
March 5	DT	Ndamukong Suh	Restructured Contract	May 6	S	A.J. Hendy	Signed as Undrafted College Free Agent
March 5	LB	Koa Misi	Restructured Contract	May 6	TE	Gabe Hughes	Signed as Undrafted College Free Agent
March 5	S	Shamiel Gary	Placed Exclusive Rights Tender	May 6	DE	Farrington Huguenin	Signed as Undrafted College Free Agent
March 5	WR	Matt Hazel	Placed Exclusive Rights Tender	May 6	K	Marshall Koehn	Signed as Undrafted College Free Agent
March 5	T	Ulrick John	Placed Exclusive Rights Tender	May 6	CB	Lafayette Pitts	Signed as Undrafted College Free Agent
March 5	CB	Tyler Patmon	Placed Exclusive Rights Tender	May 6	WR	Rashawn Scott	Signed as Undrafted College Free Agent
March 5	TE	Jake Stoneburner	Placed Exclusive Rights Tender	May 6	WR	Brandon Shippen	Signed as Undrafted College Free Agent
March 5	S	Michael Thomas	Placed Exclusive Rights Tender	May 7	DE	Cameron Wake	Signed Contract Extension
March 5	WR	Greg Jennings	Released	May 16	DE	Jason Jones	Signed as FA
March 8	TE	Jordan Cameron	Restructured Contract	June 16	QB	Logan Thomas	Waived
March 8	DT	Robert Thomas II	Restructured Contract	June 16	DT	Charles Tuauu	Waived



## 2016 MIAMI DOLPHINS TRANSACTIONS (as of September 12, 2016)

DATE	POS.	PLAYER/COACH	TRANSACTION	DATE	POS.	PLAYER/COACH	TRANSACTION
July 18	RB	Arian Foster	Signed as FA	Sept. 3	DE	Jordan Williams	Waived
July 29	CB	Xavien Howard	Placed on Physically Unable to Perform List	Sept. 3	CB	Chimdi Chekwa	Released
July 29	CB	Bobby McCain	Placed on Physically Unable to Perform List	Sept. 3	LB	James-Michael Johnson	Released
July 29	RB	Arian Foster	Placed on Physically Unable to Perform List	Sept. 3	TE	Dominique Jones	Released
July 29	RB	Damien Williams	Placed on Physically Unable to Perform List	Sept. 3	RB	Daniel Thomas	Released
July 29	LB	Zach Vigil	Placed on Active/Non-Football Injury List	Sept. 3	T	Sam Young	Released
July 29	DE	Dion Jordan	Conditionally reinstated by NFL	Sept. 3	CB	Chris Culliver	Placed on Reserve/Physically Unable To Perform List
July 30	CB	Bobby McCain	Activated from Physically Unable to Perform List	Sept. 4	WR	Justin Hunter	Acquired from waivers (Ten.)
July 30	CB	Rashaan Melvin	Signed as FA	Sept. 4	WR	Griff Whalen	Released
July 30	TE	Jake Stoneburner	Waived	Sept. 4	LB	James Burgess	Signed to practice squad
July 31	CB	Brandon Harris	Signed as FA	Sept. 4	G	Jamil Douglas	Signed to practice squad
July 31	CB	Tyler Patmon	Waived	Sept. 4	TE	Thomas Duarte	Signed to practice squad
July 31	RB	Arian Foster	Activated from Physically Unable to Perform List	Sept. 4	S	A.J. Hendy	Signed to practice squad
July 31	DE	Dion Jordan	Placed on Active/Non-Football Injury List	Sept. 4	T	Ulrick John	Signed to practice squad
Aug. 2	RB	Damien Williams	Activated from Physically Unable to Perform List	Sept. 4	DE	Cleyon Laing	Signed to practice squad
Aug. 3	LB	Danny Lansanah	Signed as FA	Sept. 4	CB	Lafayette Pitts	Signed to practice squad
Aug. 3	WR	Tyler Murphy	Waived/Injured	Sept. 4	WR	Rashawn Scott	Signed to practice squad
Aug. 6	WR	Tyler Murphy	Reached an injury settlement	Sept. 4	DE	Jordan Williams	Signed to practice squad
Aug. 8	CB	Al Louis-Jean	Signed as FA	Sept. 6	LB	Brandon Watts	Signed to practice squad
Aug. 8	CB	Ifo Ekpre-Olomu	Waived/Injured				
Aug. 9	CB	Ifo Ekpre-Olomu	Placed on Reserve/Injured List				
Aug. 10	CB	Chris Culliver	Signed as FA				
Aug. 10	CB	Chris Culliver	Placed on Physically Unable to Perform List				
Aug. 10	C/G	Jacques McClendon	Released				
Aug. 10	LB	Danny Lansanah	Released				
Aug. 15	DE	Cedric Reed	Signed as FA				
Aug. 16	DE	Farrington Huguenin	Waived/Injured				
Aug. 18	CB	Xavien Howard	Activated from Physically Unable to Perform List				
Aug. 27	LB	Akil Blount	Waived				
Aug. 27	C/G	Ruben Carter	Waived				
Aug. 27	WR	A.J. Cruz	Waived				
Aug. 27	LS	Ryan DiSalvo	Waived				
Aug. 27	WR	Matt Hazel	Waived				
Aug. 27	TE	Gabe Hughes	Waived				
Aug. 27	K	Marshall Koehn	Waived				
Aug. 27	CB	Al Louis-Jean	Waived				
Aug. 27	G	Vinston Painter	Waived				
Aug. 27	WR	Brandon Shippen	Waived				
Aug. 27	CB	Brandon Harris	Released				
Aug. 29	DE	Chris McCain	Traded (N.O.)				
Aug. 30	DE	Dion Jordan	Placed on Reserve/Non-Football Injury List				
Aug. 30	LB	Zach Vigil	Placed on Reserve/Non-Football Injury List				
Sept. 3	LB	James Burgess	Waived				
Sept. 3	DT	Deandre Coleman	Waived				
Sept. 3	G	Jamil Douglas	Waived				
Sept. 3	TE	Thomas Duarte	Waived				
Sept. 3	QB	Zac Dysert	Waived				
Sept. 3	S	Shamiel Gary	Waived				
Sept. 3	LB	Tyler Gray	Waived				
Sept. 3	S	A.J. Hendy	Waived				
Sept. 3	T	Ulrick John	Waived				
Sept. 3	DT	Chris Jones	Waived				
Sept. 3	DE	Cleyon Laing	Waived				
Sept. 3	CB	Rashaan Melvin	Waived				
Sept. 3	CB	Lafayette Pitts	Waived				
Sept. 3	DE	Cedric Reed	Waived				
Sept. 3	WR	Rashawn Scott	Waived				



## 2016 MIAMI DOLPHINS NUMERICAL ROSTER

(as of September 12, 2016 - visit [Dolphins.com](http://Dolphins.com) for most up-to-date roster)

No.	Name	Pos.	Ht.	Wt.	Birthdate	Exp.	College	Hometown	How Acq.	Date Placed
3	Andrew Franks	K	6-1	202	1/11/93	2	RPI '15	Carmel, Calif.	FA, '15	
4	Matt Darr	P	6-1	214	7/2/92	2	Tennessee '15	Bakersfield, Calif.	FA, '15	
6	Brandon Doughty	QB	6-3	217	10/6/91	R	Western Kentucky '16	Davie, Fla.	D7a, '16	
8	Matt Moore	QB	6-3	225	8/9/84	9	Oregon State '07	Newhall, Calif.	UFA, '11 (Car.)	
10	Kenny Stills	WR	6-0	195	4/22/92	4	Oklahoma '13	Carlsbad, Calif.	T, 2015 (N.O.)	
11	DeVante Parker	WR	6-3	212	1/20/93	2	Louisville '15	Louisville, Ky.	D1, '15	
14	Jarvis Landry	WR	5-11	206	11/28/92	3	LSU '14	Lutcher, La.	D2, '14	
15	Justin Hunter	WR	6-4	203	5/20/91	4	Tennessee '13	Virginia Beach, Va.	Wai., '16 (Ten.)	
17	Ryan Tannehill	QB	6-4	216	7/27/88	5	Texas A&M '12	Big Spring, Texas	D1, '12	
19	Jakeem Grant	WR	5-7	172	10/30/92	R	Texas Tech '16	Mesquite, Texas	D6a, '16	
20	Reshad Jones	S	6-1	214	2/25/88	7	Georgia '10	Atlanta, Ga.	D5b, '10	
21	Jordan Lucas	CB	6-0	204	8/2/93	R	Penn State '16	New Rochelle, N.Y.	D6b, '16	
22	Isaiah Pead	RB	5-10	206	12/14/89	4	Cincinnati '12	Columbus, Ohio	FA, '16	
23	Jay Ajayi	RB	6-0	229	6/15/93	2	Boise State '15	Plano, Texas	D5b, '15	
24	Isa Abdul-Qudus	S	6-1	196	8/3/89	6	Fordham '11	Union, N.J.	UFA, '16 (Det.)	
25	Xavien Howard	CB	6-1	198	7/4/93	R	Baylor '16	Houston, Texas	D2, '16	
26	Damien Williams	RB	5-11	228	4/3/92	3	Oklahoma '14	San Diego, Calif.	FA, '14	
28	Bobby McCain	CB	5-11	192	8/18/93	2	Memphis '15	Oxford, Ala.	D5a, '15	
29	Arian Foster	RB	6-1	227	8/24/86	8	Tennessee '09	San Diego, Calif.	FA, '16	
31	Michael Thomas	S	5-11	193	3/17/90	4	Stanford '12	Houston, Texas	FA, '13	
32	Kenyan Drake	RB	6-1	216	1/26/94	R	Alabama '16	Powder Springs, Ga.	D3a, '16	
35	Walt Aikens	S	6-1	218	6/19/91	3	Liberty '14	Charlotte, N.C.	D4, '14	
36	Tony Lippett	CB	6-3	194	7/2/92	2	Michigan State '15	Detroit, Mich.	D5d, '15	
41	Byron Maxwell	CB	6-1	203	2/23/88	6	Clemson '11	North Charleston, S.C.	T, 2016 (Phi.)	
42	Spencer Paysinger	LB	6-2	249	6/28/88	6	Oregon '11	Los Angeles, Calif.	UFA, '15 (NYG)	
45	Mike Hull	LB	6-0	233	5/25/91	1	Penn State '15	Canonsburg, Pa.	FA, '15	
46	Neville Hewitt	LB	6-2	232	4/6/93	2	Marshall '15	Conyers, Ga.	FA, '15	
47	Kiko Alonso	LB	6-3	239	8/14/90	4	Oregon '13	Los Gatos, Calif.	T, 2016 (Phi.)	
48	MarQueis Gray	TE	6-4	255	11/7/89	4	Minnesota '13	Indianapolis, Ind.	FA, '16	
50	Andre Branch	DE	6-5	263	7/14/89	5	Clemson '12	Richmond, Va.	UFA, '16 (Jac.)	
51	Mike Pouncey	C	6-5	299	7/24/89	6	Florida '11	Lakeland, Fla.	D1, '11	
53	Jelani Jenkins	LB	6-0	240	3/13/92	4	Florida '13	Olney, Md.	D4a, '13	
55	Koa Misi	LB	6-3	256	1/17/87	7	Utah '10	Santa Rosa, Calif.	D2, '10	
60	Kraig Urbik	C/G	6-5	334	9/23/85	8	Wisconsin '09	Hudson, Wis.	FA, '16	
63	Dallas Thomas	G	6-5	316	10/30/89	4	Tennessee '13	Baton Rouge, La.	D3a, '13	
65	Anthony Steen	C/G	6-3	313	5/9/90	1	Alabama '14	Clarksdale, Miss.	FA, '16	
67	Laremy Tunsil	G/T	6-5	316	8/2/94	R	Mississippi '16	Lake City, Fla.	D1, '16	
70	Ja'Wuan James	T	6-6	307	6/3/92	3	Tennessee '14	Suwannee, Ga.	D1, '14	
73	Julius Warmsley	DE	6-2	294	5/15/90	1	Tulane '14	Baton Rouge, La.	FA, '16	
74	Jermon Bushrod	G/T	6-5	320	8/19/84	10	Towson '07	Fredericksburg, Va.	FA, '16	
76	Branden Albert	T	6-5	314	11/4/84	9	Virginia '08	Glen Burnie, Md.	UFA, '14 (K.C.)	
77	Billy Turner	G	6-5	310	10/17/91	3	North Dakota State '14	Shoreview, Minn.	D3, '14	
78	Terrence Fede	DE	6-4	267	11/19/91	3	Marist '14	Nyack, N.Y.	D7, '14	
80	Dion Sims	TE	6-4	271	2/18/91	4	Michigan State '13	Detroit, Mich.	D4b, '13	
84	Jordan Cameron	TE	6-5	265	8/7/88	6	Southern California '11	Newbury Park, Calif.	UFA, '15 (Cle.)	
88	Leonte Carroo	WR	6-1	217	1/24/94	R	Rutgers '16	Edison, N.J.	D3b, '16	
90	Earl Mitchell	DT	6-3	310	9/25/87	7	Arizona '10	Houston, Texas	UFA, '14 (Hou.)	
91	Cameron Wake	DE	6-3	263	1/30/82	8	Penn State '05	Hyattsville, Md.	FA, '09	
92	John Denney	LS	6-5	242	12/13/78	12	Brigham Young '05	Thornton, Colo.	FA, '05	
93	Ndamukong Suh	DT	6-4	305	1/6/87	7	Nebraska '10	Portland, Oregon	UFA '15 (Det.)	
94	Mario Williams	DE	6-6	300	1/31/85	11	North Carolina State '06	Richlands, N.C.	FA, '16	
97	Jordan Phillips	DT	6-6	335	10/15/92	2	Oklahoma '15	Towanda, Kan.	D2, '15	
98	Jason Jones	DE	6-5	278	5/23/86	9	Eastern Michigan '08	Southfield, Mich.	FA, '16	
<b>RESERVE/PHYSICALLY UNABLE TO PERFORM</b>										
1	Chris Culliver	CB	6-0	199	8/17/88	6	South Carolina '11	Philadelphia, Pa.	FA, '16	
<b>RESERVE/NON-FOOTBALL INJURY</b>										
49	Zach Vigil	LB	6-2	240	3/28/91	2	Utah State '15	Clearfield, Utah	FA, '15	
95	Dion Jordan	DE	6-6	275	3/5/90	3	Oregon '13	Chandler, Ariz.	D1, '13	
<b>RESERVE/INJURED</b>										
33	Ifo Ekpre-Olomu	CB	5-9	200	7/10/93	1	Oregon '15	Chino Hills, Calif.	Wai., '16 (Cle.)	8/10/2016
<b>PRACTICE SQUAD</b>										
37	A.J. Hendy	S	6-0	209	4/8/93	R	Maryland '16	Bowie, Md.	FA, '16	
40	Lafayette Pitts	CB	5-11	196	9/24/92	R	Pittsburgh '16	Duquesne, Pa.	FA, '16	
43	James Burgess	LB	6-0	233	3/9/94	R	Louisville '16	Homestead, Fla.	FA, '16	
58	Brandon Watts	LB	6-2	231	1/21/91	3	Georgia Tech '14	Tennille, Ga.	FA, '16	
68	Ulrick John	T	6-5	307	5/20/92	3	Georgia State '14	Hinesville, Ga.	FA, '15	
69	Jordan Williams	DE	6-4	276	3/23/93	1	Tennessee '15	Gainesville, Fla.	FA, '16	
72	Cleyon Laing	DE	6-4	299	11/21/90	1	Iowa State '13	Edmonton, Alberta	FA, '16	
75	Jamil Douglas	G	6-4	308	2/28/92	2	Arizona State '15	Cypress, Calif.	D4, '15	
83	Thomas Duarte	TE	6-2	241	3/30/95	R	UCLA '16	Fullerton, Calif.	D7b, '16	
87	Rashawn Scott	WR	6-2	204	1/29/92	R	Miami (FL) '16	Melbourne, Fla.	FA, '16	





## 2016 MIAMI DOLPHINS ALPHABETICAL ROSTER

(as of September 12, 2016 - visit Dolphins.com for most up-to-date roster)

No.	Name	Pos.	Ht.	Wt.	Birthdate	Exp.	College	Hometown	How Acq.	Date Placed
24	Abdul-Quddus, Isa	S	6-1	196	8/3/89	6	Fordham '11	Union, N.J.	UFA, '16 (Det.)	
35	Aikens, Walt	S	6-1	218	6/19/91	3	Liberty '14	Charlotte, N.C.	D4, '14	
23	Ajayi, Jay	RB	6-0	229	6/15/93	2	Boise State '15	Plano, Texas	D5b, '15	
76	Albert, Brandon	T	6-5	314	11/4/84	9	Virginia '08	Glen Burnie, Md.	UFA, '14 (K.C.)	
47	Alonso, Kiko	LB	6-3	239	8/14/90	4	Oregon '13	Los Gatos, Calif.	T, 2016 (Phi.)	
50	Branch, Andre	DE	6-5	263	7/14/89	5	Clemson '12	Richmond, Va.	UFA, '16 (Jac.)	
74	Bushrod, Jermon	G/T	6-5	320	8/19/84	10	Towson '07	Fredericksburg, Va.	FA, '16	
84	Cameron, Jordan	TE	6-5	265	8/7/88	6	Southern California '11	Newbury Park, Calif.	UFA, '15 (Cle.)	
88	Carroo, Leonte	WR	6-1	217	1/24/94	R	Rutgers '16	Edison, N.J.	D3b, '16	
4	Darr, Matt	P	6-1	214	7/2/92	2	Tennessee '15	Bakersfield, Calif.	FA, '15	
92	Denney, John	LS	6-5	242	12/13/78	12	Brigham Young '05	Thornton, Colo.	FA, '05	
6	Doughty, Brandon	QB	6-3	217	10/6/91	R	Western Kentucky '16	Davie, Fla.	D7a, '16	
32	Drake, Kenyan	RB	6-1	216	1/26/94	R	Alabama '16	Powder Springs, Ga.	D3a, '16	
78	Fede, Terrence	DE	6-4	267	11/19/91	3	Marist '14	Nyack, N.Y.	D7, '14	
29	Foster, Arian	RB	6-1	227	8/24/86	8	Tennessee '09	San Diego, Calif.	FA, '16	
3	Franks, Andrew	K	6-1	202	1/11/93	2	RPI '15	Carmel, Calif.	FA, '15	
19	Grant, Jakeem	WR	5-7	172	10/30/92	R	Texas Tech '16	Mesquite, Texas	D6a, '16	
48	Gray, MarQueis	TE	6-4	255	11/7/89	4	Minnesota '13	Indianapolis, Ind.	FA, '16	
46	Hewitt, Neville	LB	6-2	232	4/6/93	2	Marshall '15	Conyers, Ga.	FA, '15	
25	Howard, Xavien	CB	6-1	198	7/4/93	R	Baylor '16	Houston, Texas	D2, '16	
45	Hull, Mike	LB	6-0	233	5/25/91	1	Penn State '15	Cononsburg, Pa.	FA, '15	
15	Hunter, Justin	WR	6-4	203	5/20/91	4	Tennessee '13	Virginia Beach, Va.	Wai., '16 (Ten.)	
70	James, Ja'Wuan	T	6-6	307	6/3/92	3	Tennessee '14	Suwannee, Ga.	D1, '14	
53	Jenkins, Jelani	LB	6-0	240	3/13/92	4	Florida '13	Olney, Md.	D4a, '13	
28	Jones, Jason	DE	6-5	278	5/23/86	9	Eastern Michigan '08	Southfield, Mich.	FA, '16	
98	Jones, Reshad	S	6-1	214	2/25/88	7	Georgia '10	Atlanta, Ga.	D5b, '10	
14	Landry, Jarvis	WR	5-11	206	11/28/92	3	LSU '14	Lutcher, La.	D2, '14	
36	Lippett, Tony	CB	6-3	194	7/2/92	2	Michigan State '15	Detroit, Mich.	D5d, '15	
21	Lucas, Jordan	CB	6-0	204	8/2/93	R	Penn State '16	New Rochelle, N.Y.	D6b, '16	
41	Maxwell, Byron	CB	6-1	203	2/23/88	6	Clemson '11	North Charleston, S.C.	T, 2016 (Phi.)	
28	McCain, Bobby	CB	5-11	192	8/18/93	2	Memphis '15	Oxford, Ala.	D5a, '15	
55	Misi, Koa	LB	6-3	256	1/17/87	7	Utah '10	Santa Rosa, Calif.	D2, '10	
90	Mitchell, Earl	DT	6-3	310	9/25/87	7	Arizona '10	Houston, Texas	UFA, '14 (Hou.)	
8	Moore, Matt	QB	6-3	225	8/9/84	9	Oregon State '07	Newhall, Calif.	UFA, '11 (Car.)	
11	Parker, DeVante	WR	6-3	212	1/20/93	2	Louisville '15	Louisville, Ky.	D1, '15	
42	Paysinger, Spencer	LB	6-2	249	6/28/88	6	Oregon '11	Los Angeles, Calif.	UFA, '15 (NYG)	
22	Pead, Isaiah	RB	5-10	206	12/14/89	4	Cincinnati '12	Columbus, Ohio	FA, '16	
97	Phillips, Jordan	DT	6-6	335	10/15/92	2	Oklahoma '15	Towanda, Kan.	D2, '15	
51	Pouncey, Mike	C	6-5	299	7/24/89	6	Florida '11	Lakeland, Fla.	D1, '11	
80	Sims, Dion	TE	6-4	271	2/18/91	4	Michigan State '13	Detroit, Mich.	D4b, '13	
65	Steen, Anthony	C/G	6-3	313	5/9/90	1	Alabama '14	Clarksdale, Miss.	FA, '16	
10	Stills, Kenny	WR	6-0	195	4/22/92	4	Oklahoma '13	Carlsbad, Calif.	T, 2015 (N.O.)	
93	Suh, Ndamukong	DT	6-4	305	1/6/87	7	Nebraska '10	Portland, Oregon	UFA, '15 (Det.)	
17	Tannehill, Ryan	QB	6-4	216	7/27/88	5	Texas A&M '12	Big Spring, Texas	D1, '12	
63	Thomas, Dallas	G	6-5	316	10/30/89	4	Tennessee '13	Baton Rouge, La.	D3a, '13	
31	Thomas, Michael	S	5-11	193	3/17/90	4	Stanford '12	Houston, Texas	FA, '13	
67	Tunsil, Laremy	G/T	6-5	316	8/2/94	R	Mississippi '16	Lake City, Fla.	D1, '16	
77	Turner, Billy	G	6-5	310	10/17/91	3	North Dakota State '14	Shoreview, Minn.	D3, '14	
60	Urbik, Kraig	C/G	6-5	334	9/23/85	8	Wisconsin '09	Hudson, Wis.	FA, '16	
91	Wake, Cameron	DE	6-3	263	1/30/82	8	Penn State '05	Hyattsville, Md.	FA, '09	
73	Warmsley, Julius	DE	6-2	294	5/15/90	1	Tulane '14	Baton Rouge, La.	FA, '16	
26	Williams, Damien	RB	5-11	228	4/3/92	3	Oklahoma '14	San Diego, Calif.	FA, '14	
94	Williams, Mario	DE	6-6	300	1/31/85	11	North Carolina State '06	Richlands, N.C.	FA, '16	
<b>RESERVE/PHYSICALLY UNABLE TO PERFORM</b>										
1	Culliver, Chris	CB	6-0	199	8/17/88	6	South Carolina '11	Philadelphia, Pa.	FA, '16	
<b>RESERVE/NON-FOOTBALL INJURY</b>										
49	Vigil, Zach	LB	6-2	240	3/28/91	2	Utah State '15	Clearfield, Utah	FA, '15	
95	Jordan, Dion	DE	6-6	275	3/5/90	3	Oregon '13	Chandler, Ariz.	D1, '13	
<b>RESERVE/INJURED</b>										
33	Ekpre-Okomu, Ifo	CB	5-9	200	7/10/93	1	Oregon '15	Chino Hills, Calif.	Wai., '16 (Cle.)	8/10/2016
<b>PRACTICE SQUAD</b>										
43	Burgess, James	LB	6-0	233	3/9/94	R	Louisville '16	Homestead, Fla.	FA, '16	
75	Douglas, Jamil	G	6-4	308	2/28/92	2	Arizona State '15	Cypress, Calif.	D4, '15	
83	Duarte, Thomas	TE	6-2	241	3/30/95	R	UCLA '16	Fullerton, Calif.	D7b, '16	
37	Hendy, A.J.	S	6-0	209	4/8/93	R	Maryland '16	Bowie, Md.	FA, '16	
68	John, Ulrick	T	6-5	307	5/20/92	3	Georgia State '14	Hinesville, Ga.	FA, '15	
72	Laing, Cleyon	DE	6-4	299	11/21/90	1	Iowa State '13	Edmonton, Alberta	FA, '16	
40	Pitts, Lafayette	CB	5-11	196	9/24/92	R	Pittsburgh '16	Duquesne, Pa.	FA, '16	
87	Scott, Rashawn	WR	6-2	204	1/29/92	R	Miami (FL) '16	Melbourne, Fla.	FA, '16	
58	Watts, Brandon	LB	6-2	231	1/21/91	3	Georgia Tech '14	Tennille, Ga.	FA, '16	
69	Williams, Jordan	DE	6-4	276	3/23/93	1	Tennessee '15	Gainesville, Fla.	FA, '16	



## 2016 MIAMI DOLPHINS POSITIONAL ROSTER / PRONUNCIATIONS (as of Sept. 12, 2016)

### OFFENSE (26)

QUARTERBACKS (3)						
NO	NAME	POS	HT	WT	DOB	EXP COLLEGE
6	Doughty, Brandon	QB	6-3	217	10/6/91	R Western Kentucky '16
8	Moore, Matt	QB	6-3	225	8/9/84	9 Oregon State '07
17	Tannehill, Ryan	QB	6-4	216	7/27/88	5 Texas A&M '12

RUNNING BACKS (5)						
NO	NAME	POS	HT	WT	DOB	EXP COLLEGE
22	Pead, Isaiah	RB	5-10	206	12/14/89	4 Cincinnati '12
23	Ajayi, Jay	RB	6-0	229	6/15/93	2 Boise State '15
26	Williams, Damien	RB	5-11	228	4/3/92	3 Oklahoma '14
29	Foster, Arian	RB	6-1	227	8/24/86	8 Tennessee '09
32	Drake, Kenyan	RB	6-1	216	1/26/94	R Alabama '16

WIDE RECEIVERS (6)						
NO	NAME	POS	HT	WT	DOB	EXP COLLEGE
10	Stills, Kenny	WR	6-0	195	4/22/92	4 Oklahoma '13
11	Parker, DeVante	WR	6-3	212	1/20/93	2 Louisville '15
14	Landry, Jarvis	WR	5-11	206	11/28/92	3 LSU '14
15	Hunter, Justin	WR	6-4	203	5/20/91	4 Tennessee '13
19	Grant, Jakeem	WR	5-7	172	10/30/92	R Texas Tech '16
88	Carroo, Leonte	WR	6-1	217	1/24/94	R Rutgers '16

TIGHT ENDS (3)						
NO	NAME	POS	HT	WT	DOB	EXP COLLEGE
48	Gray, MarQueis	TE	6-4	255	11/7/89	4 Minnesota '13
80	Sims, Dion	TE	6-4	271	2/18/91	4 Michigan State '13
84	Cameron, Jordan	TE	6-5	265	8/7/88	6 Southern California '11

OFFENSIVE LINEMEN (9)						
NO	NAME	POS	HT	WT	DOB	EXP COLLEGE
51	Pouncey, Mike	C	6-5	299	7/24/89	6 Florida '11
60	Urbik, Kraig	C/G	6-5	334	9/23/85	8 Wisconsin '09
63	Thomas, Dallas	G	6-5	316	10/30/89	4 Tennessee '13
65	Steen, Anthony	C/G	6-3	313	5/9/90	1 Alabama '14
67	Tunsil, Laremy	G/T	6-5	316	8/2/94	R Mississippi '16
70	James, Ja'Wuan	T	6-6	307	6/3/92	3 Tennessee '17
74	Bushrod, Jermon	G/T	6-5	320	8/19/84	10 Towson '07
76	Albert, Branden	T	6-5	314	11/4/84	9 Virginia '10
77	Turner, Billy	G	6-5	310	10/17/91	3 North Dakota State '14

### PRACTICE SQUAD (10)

NO	NAME	POS	HT	WT	DOB	EXP COLLEGE
43	Burgess, James	LB	6-0	233	3/9/94	R Louisville '16
75	Douglas, Jamil	G	6-4	308	2/28/92	2 Arizona State '15
83	Duarte, Thomas	TE	6-2	241	3/30/95	R UCLA '16
37	Hendy, A.J.	S	6-0	209	4/8/93	R Maryland '16
68	John, Ulrick	T	6-5	307	5/20/92	3 Georgia State '14
72	Laing, Cleyon	DE	6-4	299	11/21/90	1 Iowa State '13
40	Pitts, Lafayette	CB	5-11	196	9/24/92	R Pittsburgh '16
87	Scott, Rashawn	WR	6-2	204	1/29/92	R Miami (FL) '16
58	Watts, Brandon	LB	6-2	231	1/21/91	3 Georgia Tech '14
69	Williams, Jordan	DE	6-4	276	3/23/93	1 Tennessee '15

### DEFENSE (24)

DEFENSIVE LINEMEN (9)						
NO	NAME	POS	HT	WT	DOB	EXP COLLEGE
50	Branch, Andre	DE	6-5	263	7/14/89	5 Clemson '12
73	Warmsley, Julius	DE	6-2	294	5/15/90	1 Tulane '14
78	Fede, Terrence	DE	6-4	267	11/19/91	3 Marist '14
90	Mitchell, Earl	DT	6-3	310	9/25/87	7 Arizona '10
91	Wake, Cameron	DE	6-3	263	1/30/82	8 Penn State '05
93	Suh, Ndamukong	DT	6-4	305	1/6/87	7 Nebraska '10
94	Williams, Mario	DE	6-6	300	1/31/85	11 North Carolina State '06
97	Phillips, Jordan	DT	6-6	335	10/15/92	2 Oklahoma '15
98	Jones, Jason	DE	6-5	278	5/23/86	9 Eastern Michigan '08

LINEBACKERS (6)						
NO	NAME	POS	HT	WT	DOB	EXP COLLEGE
42	Paysinger, Spencer	LB	6-2	249	6/28/88	6 Oregon '11
45	Hull, Mike	LB	6-0	233	5/25/91	1 Penn State '15
46	Hewitt, Neville	LB	6-2	232	4/6/93	2 Marshall '15
47	Alonso, Kiko	LB	6-3	239	8/14/90	4 Oregon '13
53	Jenkins, Jelani	LB	6-0	240	3/13/92	4 Florida '13
55	Misi, Koa	LB	6-3	256	1/17/87	7 Utah '10

DEFENSIVE BACKS (9)						
NO	NAME	POS	HT	WT	DOB	EXP COLLEGE
20	Jones, Reshad	S	6-1	214	2/25/88	7 Georgia '10
21	Lucas, Jordan	CB	6-0	204	8/2/93	R Penn State '16
24	Abdul-Quddus, Isa	S	6-1	196	8/3/89	6 Fordham '11
25	Howard, Xavien	CB	6-1	198	7/4/93	R Baylor '16
28	McCain, Bobby	CB	5-11	192	8/18/93	2 Memphis '15
31	Thomas, Michael	S	5-11	193	3/17/90	4 Stanford '12
35	Aikens, Walt	S	6-1	218	6/19/91	3 Liberty '14
36	Lippett, Tony	CB	6-3	194	7/2/92	2 Michigan State '15
41	Maxwell, Byron	CB	6-1	203	2/23/88	6 Clemson '11

### SPECIALISTS (3)

NO	NAME	POS	HT	WT	DOB	EXP COLLEGE
3	Franks, Andrew	K	6-1	202	1/11/93	2 RPI '15
4	Darr, Matt	P	6-1	214	7/2/92	2 Tennessee '15
92	Denney, John	LS	6-5	242	12/13/78	12 Brigham Young '05

### ACTIVE/PUP (1)

NO	NAME	POS	HT	WT	DOB	EXP COLLEGE
1	Culliver, Chris	CB	6-0	199	8/17/88	6 South Carolina '11

### RESERVE/NON-FOOTBALL INJURY (2)

NO	NAME	POS	HT	WT	DOB	EXP COLLEGE
49	Vigil, Zach	LB	6-2	240	3/28/91	2 Utah State '15
95	Jordan, Dion	DE	6-6	275	3/5/90	3 Oregon '13

### RESERVE/INJURED (1)

NO	NAME	POS	HT	WT	DOB	EXP COLLEGE
33	Ekpre-Olomu, Ifo	CB	5-9	200	7/10/93	1 Oregon '15

## PRONUNCIATION GUIDE

PLAYER	PHONETICALLY	PLAYER	PHONETICALLY	COACH/STAFF	PHONETICALLY
S Isa Abdul-Quddus	EE-suh abdul-kuh-DOOS	T Ja'Wuan James	JUH-Wan	Lou Anarumo	aann-UH-room-OH
RB Jay Ajayi	uh-JYE-ee	LB Jelani Jenkins	JUH-lah-NEE	Joe Ciminio	Chu-MEAN-oh
G/T Jermon Bushrod	JURR-mahn	DE Cleyon Laing	CLEE-on Lang	Chris Foerster	FURR-stir
WR Leonte Carroo	LEON-tay Cuh-ROO	LB Koa Misi	CO-uh, ME-see	Naohisa Inoue	Now-HE-Sa, IN-ew-way
QB Brandon Doughty	DOW-tee	RB Isaiah Pead	PEED	Daronte Jones	DUH-rawn-tay
G Jamil Douglas	JUH-MILL	C Mike Pouncey	POUNCE-e	Chris Kuper	KOO-pehr
TE Thomas Duarte	DOO-ort-ee	DT Ndamukong Suh	En-dom-ah-ken Soo	Marwan Maalouf	mah-LOOF
CB Ifo Ekpre-Olomu	EE-foh Ek-PRAY-uh-loh-moo	QB Ryan Tannehill	TAN-uh-hill	Dave Puloka	Puh-LOU-kuh
DE Terrence Fede	Fuh-DAY	G/T Laremy Tunsil	LAIR-uh-mee TUHN-suhl		
TE MarQueis Gray	MAR-QUEES	C/G Kraig Urbik	ERR-bick		
CB Xavien Howard	EX-ay-vee-n				



## 2016 MIAMI DOLPHINS - HOW THEY WERE ACQUIRED (as of Sept. 12, 2016)

	DRAFT (24)	TRADES (3)	WAIVERS (1)	FREE AGENTS (25)
2005				LS John Denney
2009				DE Cameron Wake
2010	LB Koa Misi (2) S Reshad Jones (5b)			
2011	C Mike Pouncey (1)			QB Matt Moore (Car.)
2012	QB Ryan Tannehill (1)			
2013	G Dallas Thomas (3a) LB Jelani Jenkins (4a) TE Dion Sims (4b)			S Michael Thomas
2014	T Ja'Wuan James (1) WR Jarvis Landry (2) G Billy Turner (3) S Walt Aikens (4) DE Terrence Fede (7)			T Branden Albert (KC) DT Earl Mitchell (Hou.) RB Damien Williams
2015	WR DeVante Parker (1) DT Jordan Phillips (2) CB Bobby McCain (5a) RB Jay Ajayi (5b) CB Tony Lippett (5d)	WR Kenny Stills (N.O.)		TE Jordan Cameron (Cle.) P Matt Darr K Andrew Franks LB Neville Hewitt LB Mike Hull LB Spencer Paysinger (NYG) DT Ndamukong Suh (Det.)
2016	G/T Laremy Tunsil (1) CB Xavien Howard (2) RB Kenyan Drake (3a) WR Leonte Carroo (3b) WR Jakeem Grant (6a) CB Jordan Lucas (6b) QB Brandon Doughty (7a)	LB Kiko Alonso (Phi.) CB Byron Maxwell (Phi.)	WR Justin Hunter (Ten.)	S Isa Abdul-Quddus (Det.) DE Andre Branch (Jax.) G/T Jermon Bushrod RB Arian Foster TE MarQueis Gray DE Jason Jones RB Isaiah Pead C/G Anthony Steen C/G Kraig Urbik DE Julius Warmley DE Mario Williams





## DOLPHINS ON THE AIR THIS SEASON

### CEFALO, GRIESE, ROSE AND BOKAMPER RETURN WITH NEW RADIO PARTNER IN 2016

On May 19, 2016, the Miami Dolphins announced a multi-year radio broadcast rights partnership with Miami's Sportsradio 560 WQAM, with the station becoming the official flagship radio partner of the franchise. In addition, all Dolphins games will be simulcast on KISS 99.9 FM "South Florida's NEW Country" and feature expanded pre-, halftime and postgame shows. The games also can be heard on Dolphins.com and throughout South and Central Florida on a variety of stations that make up the Miami Dolphins Radio Network.

The Dolphins previously had their games broadcast on Miami's Sportsradio 560 WQAM during the 1997-2004 and 2007-09 seasons.



As part of the agreement, Sportsradio 560 WQAM will have the radio broadcast rights for all preseason, regular season and playoff games. Dolphins fans who tune into Miami's Sportsradio 560 WQAM will have the opportunity to listen to live broadcasts of Head Coach Adam Gase's day-after game press conferences and "Dolphins Friday," a day of Dolphins centric-content on the station featuring interviews with players, coaches and team executives. Additionally, CBS Radio Miami will promote Dolphins community and Foundation initiatives across multiple platforms.

The preseason English radio broadcast team on Sportsradio 560 WQAM consists of three Dolphins alumni in the booth. Former wide receiver Jimmy Cefalo handles the play-by-play duties with former tight end Joe Rose and former Pro Bowl defensive end Jason Taylor providing the game analysis. During the regular season, Cefalo and Rose are joined by former Hall of Fame quarterback Bob Griese serving as an analyst with former Dolphins Pro Bowl linebacker/defensive end Kim Bokamper reporting from the sidelines.

In addition to the game broadcasts, the station will feature an expanded pregame show with Curtis Stevenson and former Dolphins linebacker Channing Crowder serving as hosts, a halftime show hosted by Kevin Rogers and a postgame show hosted by Orlando Alzugaray and former Dolphins running back Troy Stradford with live updates from Rogers.



1210 ESPN Deportes returns as the Dolphins official Spanish radio broadcast partner for all preseason, regular season and playoff games. Raul Striker Jr. will handle play-by-play duties with Eduardo Martell as a color analyst. 1210 ESPN Deportes additionally airs a 60-minute pregame show called "El Pre-Game de Los Miami Dolphins" and a 30-minute postgame show "El Post-Game De Los Miami Dolphins."



Bob Griese, Joe Rose and Jimmy Cefalo



Eduardo Martell and Raul Striker Jr.

#### 2016 MIAMI DOLPHINS RADIO NETWORKS

LOCATION	NETWORK	LOCATION	NETWORK
Fort Lauderdale	WQAM 560 AM	Miami	KISS 99.9 FM
Fort Lauderdale	KISS 99.9 FM	Miami	WNMA 1210 AM (Spanish)
Fort Lauderdale	WNMA 1210 AM (Spanish)	Orlando	ESPN 580 AM
Fort Myers	WRXK 96.1 FM	Port St. Lucie	WPSL AM 1590
Key West	WKWF 1600 AM	West Palm Beach	ESPN 106.3 FM
Miami	WQAM 560 AM	West Palm Beach	ESPN Deportes 760 AM (Spanish)



## 2016 GAME RECAPS

### WEEK 1

SEPT. 11, 2016 | SEATTLE, WASH.  
CENTURYLINK FIELD  
ATTENDANCE: 69,012 | TV: CBS

### SCORING SUMMARY

MIAMI 10

SEATTLE 12

	1	2	3	4	F
Miami	0	3	0	7	10
Seattle	3	3	0	6	12

The Dolphins put up a tremendous effort at what is considered perhaps the toughest venue in the NFL, but ultimately left Seattle with a disappointing loss.

Seattle converted a make-or-break fourth-down situation and later scored the game-winning touchdown with 31 seconds left to hand the Dolphins a 12-10 loss at CenturyLink Field in Adam Gase's head-coaching debut.

Ryan Tannehill scored on a 2-yard quarterback draw with 4:08 left in the fourth quarter to give the Dolphins a 10-6 lead and Miami then had a chance to all but wrap up the victory when Seattle faced a fourth-and-4 from its 47-yard line.

The Seahawks converted on a 22-yard completion from Russell Wilson to Doug Baldwin, and those two combined again on the game-winning touchdown, a 2-yard pass on second-and-goal.

Earlier in the drive, Seattle converted a fourth-and-1 with a 7-yard run by Christine Michael.

Under new defensive coordinator Vance Joseph, the Dolphins kept Wilson and the Seattle offense in check most of the game, allowing only a pair of Steven Hauschka field goals before the last-minute touchdown.

The Dolphins defense came up with two takeaways — an interception by new safety Isa Abdul-Quddus and a fumble recovery by new linebacker Kiko Alonso. The Dolphins also stopped Seattle on fourth down when Abdul-Quddus broke up a pass in the flat intended for Baldwin.

Ultimately, it was missed opportunities that ended up costing the Dolphins.

After Arian Foster was stopped for no gain on fourth-and-1 from the Seattle 17 in the first quarter, Tannehill threw a perfect deep pass to Kenny Stills on the Dolphins' next offensive snap after Stills got way behind the Seattle secondary. But Stills dropped the pass, turning an easy touchdown into an incomplection.

Trailing 6-3 in the fourth quarter, the Dolphins had a first-and-goal from the Seattle 5-yard line six plays after Alonso's fumble recovery, but couldn't get into the end zone and Andrew Franks then had his 27-yard attempt blocked.

Tannehill's touchdown capped a seven-play, 86-yard drive that featured completions of 16 yards to Stills, 28 yards to Jarvis Landry and 29 yards to Damien Williams.

### SCORING DRIVES

TEAM	QTR	TIME	PLAY (EXTRA POINT) (DRIVE INFO)	MIA	SEA
Seahawks	1	5:11	S.Hauschka 39 yd. Field Goal (12-46, 6:08)	0	3
Dolphins	2	8:45	A.Franks 41 yd. Field Goal (6-19, 2:06)	3	3
Seahawks	2	0:00	S.Hauschka 38 yd. Field Goal (10-72, 1:52)	3	6
Dolphins	4	4:08	R.Tannehill 2 yd. run (A.Franks kick) (7-86, 3:01)	10	6
Seahawks	4	0:31	D.Baldwin 2 yd. pass from R.Wilson (kick blocked) (14-75, 3:37)	10	12

## GAME STATISTICS

#### RUSHING (Att-Yds-TD):

Miami: A. Foster 13-38, R. Tannehill 5-17-1, D. Williams 2-9.  
Seattle: C. Michael 15-66, T. Rawls 12-32, R. Wilson 4-16, C. Prosise 1-(-2).

#### PASSING (A-C-Y-TD-Int):

Miami: R. Tannehill 29-16-186-0-0.  
Seattle: R. Wilson 43-27-258-1-1.

#### RECEIVING (Rec-Yds-TD):

Miami: J. Landry 7-59, A. Foster 3-62, L. Carroo 2-14, J. Cameron 2-6, D. Williams 1-29, K. Stills 1-16.  
Seattle: D. Baldwin 9-92-1, J. Kearse 5-57, T. Rawls 3-26, T. Lockett 3-17, L. Willson 2-26, C. Michael 2-5, C. Prosise 1-13, P. Richardson 1-11, J. Graham 1-11.

#### SACKS (Sk-Yds):

Miami: N. Suh 1-13, M. Williams 1-5, J. Phillips 0.5-0, J. Jones 0.5-0.  
Seattle: M. Bennett 1-9, C. Marsh 1-9, F. Clark 1-8, K. Wright 1-2.

#### INTERCEPTIONS (Int-Yds):

Miami: I. Abdul-Quddus 1-9.  
Seattle: None.

#### FORCED FUMBLES:

Miami: None  
Seattle: C. Marsh 1.

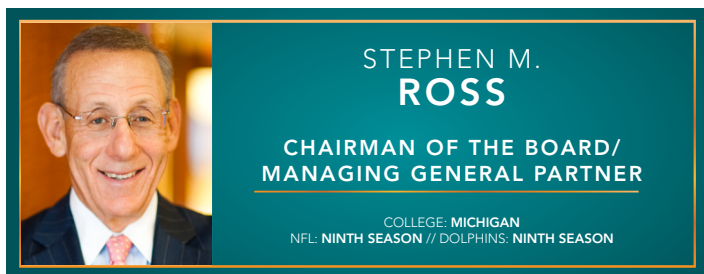
#### FUMBLE RECOVERIES (No-Yds):

Miami: K. Alonso 1-2.  
Seattle: None.

TEAM STATS	MIA	SEA
<b>First Downs</b>	<b>11</b>	<b>21</b>
Rushing	3	4
Passing	7	16
Penalty	1	1
<b>3rd-Down Efficiency</b>	<b>3 for 14</b>	<b>5 for 16</b>
<b>4th-Down Efficiency</b>	<b>0 for 1</b>	<b>2 for 3</b>
<b>Total Net Yards</b>	<b>214</b>	<b>352</b>
<b>Total Net Plays</b>	<b>54</b>	<b>78</b>
Average Gain	4.0	4.5
<b>Net Yards Rushing</b>	<b>64</b>	<b>112</b>
Rushes	20	32
Yards per Rush	3.2	3.5
<b>Net Yards Passing</b>	<b>150</b>	<b>240</b>
Completed - Attempted	16-29	27-43
Yards per Pass Play	4.4	5.2
Sacked - Yards Lost	5-36	3-18
Had Intercepted	0	1
<b>Punts - Average</b>	<b>7-327-46.7</b>	<b>6-253-42.2</b>
<b>Return Yardage</b>	<b>125</b>	<b>40</b>
Punts - Return Yards	4-32	3-40
Kickoffs - Return Yards	3-84	0-0
Interceptions - Return Yards	1-9	0-0
<b>Penalties - Yards</b>	<b>4-40</b>	<b>8-69</b>
<b>Fumbles - Lost</b>	<b>2-0</b>	<b>1-1</b>
<b>Red-Zone Efficiency</b>	<b>1 for 3</b>	<b>1 for 2</b>
<b>Goal-to-Go Efficiency</b>	<b>1 for 2</b>	<b>1 for 1</b>
<b>Time of Possession</b>	<b>25:28</b>	<b>34:32</b>



## STEPHEN M. ROSS



The landscape of South Florida was forever changed when Stephen Ross purchased the Miami Dolphins eight years ago. He began his ownership interest in the Dolphins in February of 2008 when he became a 50 percent partner with H. Wayne Huizenga in the team, the stadium and the surrounding developable land. He increased that share to a 95 percent ownership of the team and the stadium on January 20, 2009 and assumed the responsibility of Managing General Partner of both the Dolphins and the stadium. His investment continues to make an imprint on the region through a rich legacy in sport, community and culture.

Ross' connection to the area didn't start nearly a decade ago, but rather a half century ago when his family moved to Miami Beach in his childhood. The purchase was a culmination of a long-held dream; the Dolphins have been a lifetime passion for him.

Today, that reality flourishes in several aspects of his influence – reverberating from his investment in resources for the organization, his altruism in the community and his willingness to gift South Florida a state-of-the-art facility.

Throughout the Dolphins organization, Ross' ethos of building a first-class team on and off the field is etched deep. Under Ross' vision, a holistic approach has been adopted for the athletes – presenting an environment for them to flourish with cutting-edge sports performance programs, multi-million dollar renovated training facilities and a fully engaged player development program to cater to the players.

"My role as an owner is really to put the team in a position to win and do everything we possibly can," Ross said. "In every single area, we've made changes. We've thought outside the box. We're looking to be the best in class. You can see the players that we've attracted, what they expect and you put it all together, that's what makes winning teams. We're all looking to win."

Ross is committed to supporting the community that supports the Dolphins. He has strengthened the reach of the Miami Dolphins Foundation, offering tremendous support in the areas of education, health, volunteerism and youth programs. In May of 2013, Ross pledged to give more than half of his estate to philanthropic causes and charitable organizations, including South Florida-based institutions. The commitment was made through the Giving Pledge, a long-term global initiative created by Warren Buffett and Bill and Melinda Gates that aims to inspire deeper engagement in philanthropy and increase charitable giving globally. As an NFL owner, he is using his platform to harness the unifying power of sport to advance race relations across the country through the establishment of the nonprofit organization Ross Initiative in Sports for Equality (RISE).

"Sports brings together athletes,

coaches and fans of all races, uniting us with shared experiences and common goals that transcend our differences," Ross said. "The sports community is uniquely positioned and empowered to help drive national discussion and action to unite our country, promote understanding, respect and equality, and advance race relations now and for the next generation. While it would be unrealistic to say that RISE alone will end racism, we have the opportunity to harness the unifying power of sport and create a new paradigm."

Ross' largest contribution to the South Florida area is shaping the culture of the region. After making his name in development, Ross brought his expertise to completely modernize a 28-year-old facility, Hard Rock Stadium, into a truly global entertainment destination. His private investment of more than \$500 million is a game-changer in redefining the fan experience. The first phase of the project involved changing every seat in the stadium, rebuilding the concourses on the 100 and 300 levels, and improving the food choices throughout the entire facility. The second phase of renovations involved the installation of a state-of-the-art canopy that keeps as many as 92 percent of the spectators in the shade and protected from the rain, depending on the time of the day and the month. Additionally, four 1,472-inch high-definition video boards, the largest total square footage in the AFC East, adorn each corner of the stadium. The multi-year project will be completed for the 2017 season with upgrades to the private suites on the 200 level, raising the caliber on premium spaces within a sports venue.

"I think the big winner, as I look at, it is really Miami," Ross said. "We're really trying to create one of the great sports entertainment facilities in the United States today."

Ross has built architectural cathedrals throughout the globe, and his gift to South Florida ushers in a new era of world-class events, including Super Bowls, World Cups, college football championships, and international soccer and concerts.

"What I learned is Steve is a very rare combination of tenacity and heart, and he has tremendous integrity. That's inspiring for anybody to go work for somebody like Steve," Miami Dolphins President & CEO Tom Garfinkel said. "He also cares tremendously about people. He cares about this organization, and he cares about winning. It's not rhetoric. This is someone who had both the capacity and the willingness to invest in big ideas to create a best-in-class organization."







## MIKE TANNENBAUM



### MIKE TANNENBAUM

EXECUTIVE VICE PRESIDENT  
OF FOOTBALL OPERATIONS

COLLEGE: MASSACHUSETTS  
NFL: 20TH SEASON // DOLPHINS: SECOND SEASON

Growing up in the Boston suburb of Needham, Mass., heavily entrenched with a love affair of all things Boston Celtics during their dominant era under the leadership of Red Auerbach, Mike Tannenbaum saw the impact a sports dynasty could make. At an early age, he marveled as Auerbach became a pioneer of modern basketball, emphasizing team play rather than individual performance. In college at the University of Massachusetts-Amherst, Tannenbaum again delved deep into the blueprint Bill Walsh had constructed as the San Francisco 49ers dominated the NFL during the 1980s. It was during his time at Tulane University Law School Tannenbaum solidified his drive to build one organization, a goal that drives him on a daily basis in his role as Miami Dolphins Executive Vice President, Football Operations.

"I want to build an organization with people who are selfless, who are willing to sacrifice part of what is in their own best interest for the greater good of the organization. There is nothing like winning," Tannenbaum said.

Tannenbaum began his career in the NFL with the New Orleans Saints in 1994 before accepting the position of player personnel assistant with the Cleveland Browns in 1995. He returned to the Saints for the 1996 season as a player personnel assistant prior to joining the New York Jets in 1997. Tannenbaum spent 16 seasons (1997-2012) in various roles for the Jets, including his final seven years (2006-12) as the team's executive vice president and general manager. During his time as general manager, the Jets advanced to the playoffs three times, won four playoff games and made two AFC Championship game appearances.

Tannenbaum then went back to his roots as a sports lawyer, serving in 2013-14 as Priority Sports & Entertainment principal. There he honed relationships in the sports industry, setting a new caliber and showcasing his acumen for scouting talent in appointments of key clients David Blatt and Steve Kerr as Cleveland Cavaliers and Golden State Warriors head coaches ahead of the 2014-15 season.

It was in New York that his path crossed with Miami Dolphins owner Stephen Ross, where he was tapped to consult for the team in August 2014, followed by his appointment as executive vice president, football operations on Jan. 6, 2015.

In his role, Tannenbaum oversees and coordinates the effort of football operations and administration. He is most proud of his work and collaboration with General Manager Chris Grier and Head Coach Adam Gase, as well as other senior executives in implementing the philosophy of a championship caliber football team.

Tannenbaum has overhauled the Dolphins football operations. During the 2016 offseason, he helped orchestrate a trade of Miami's first-round draft pick (eighth overall) to Philadelphia, where the Dolphins moved back five selections and acquired linebacker Kiko Alonso and cornerback Byron Maxwell. The Dolphins used their first-round choice (13th overall) acquired in the trade to draft guard/tackle Laremy Tunsil. He also helped ink defensive end Cameron Wake to a contract extension. In his first full offseason with the Dolphins in 2015, Tannenbaum helped land one of the top unrestricted free agents in four-time Pro Bowl defensive tackle Ndamukong Suh, while also signing another player with a Pro Bowl on his resume in tight end Jordan Cameron, to go along with trading for wide receiver Kenny Stills. He also was instrumental in signing Pro Bowl center Mike Pouncey and quarterback Ryan Tannehill to contract extensions.

True to his mentors, Tannenbaum has instituted revolutionary landmarks in line with Ross' drive for innovative, first-class business

practices. These include the creation and implementation of a sport performance department, a roster overhaul for sustainability and proactive player wellness programs.

"I'm really proud of the fact that Stephen Ross gives us incredible resources. I think our player wellness and player care is second to none in the league in terms of our players feel like the environment here – from the food they eat to the practice fields – is best in class. And they're given every opportunity to prove and maximize their talents."

Outside of work, Mike and his wife, Michelle, remain true to their core values that education and knowledge will always pave a successful path. In keeping with these beliefs, they have instituted scholarship programs with his alma mater UMass and a New Jersey YMCA to afford young professionals the opportunity to pursue their passion without the burden of living expenses.

He uses his role with the Dolphins to guide future leaders, participating in numerous speeches within the industry. He is well vested at UMass, on hand several times throughout his evolving career to give advice and lend support to aspiring young professionals. Additionally, he sits on an advisory council at Tulane, tasked with creating opportunities for students in an evolving landscape, including virtual internships to enhance students' experience while embracing globalization.

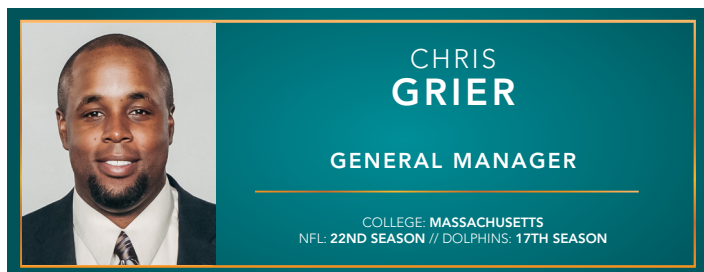
Mike Tannenbaum brings his expertise, drive, vision and leadership to the Miami Dolphins with one goal: to create a winning organization that consistently competes for championships.

"There's nothing like football; I think it's a microcosm of life. People have such disparate backgrounds yet we're all here because the one commonality we all have in this organization is we're intoxicated by winning."





## CHRIS GRIER



Chris Grier is entering his 17th season with the Miami Dolphins and first as the club's general manager. He spent the previous nine years as the team's director of college scouting. Grier was appointed general manager on Jan. 4, 2016. He works together with Executive Vice President of Football Operations Mike Tannenbaum and Head Coach Adam Gase to help build a championship caliber football team. In his role, Grier oversees the draft, both college and pro personnel departments and all scouting efforts.

During the 2016 offseason, Grier worked with his staff to bring linebacker Kiko Alonso and cornerback Byron Maxwell to Miami in a trade with the Philadelphia Eagles. He utilized the team's first-round draft pick (13th overall), also acquired in the Eagles trade, to select guard/tackle Laremy Tunsil. The Dolphins will enter the 2016 training camp with more than 45 new players acquired during the offseason.

As the team's director of college scouting (2007-15), Grier was part of a front office that discovered some of the best collegiate players the Dolphins have ever drafted, including wide receiver Jarvis Landry. A second-round selection in 2014, Landry finished his first two NFL seasons with 194 receptions, more than any player has ever recorded in his first two years in the league.

Grier and the Dolphins also identified and drafted running back Lamar Miller and defensive end Olivier Vernon. Miller ranks No. 4 among all NFL running backs in rushing yards (1,971) and yards per carry (4.81) over the past two seasons and was a fourth-round pick in 2012. Vernon finished the 2015 campaign with 36 quarterback hits, the third-most in the NFL, and tied for fourth among all players with 18 tackles for loss. Vernon was a third-

round pick in 2012.

In 2011, the Dolphins drafted center Mike Pouncey in the first round. Pouncey has developed into one of the league's best interior linemen and was selected to the Pro Bowl for the third time in his career in 2015.

During Grier's tenure with the club, the Dolphins have found several diamonds in the rough. Safety Reshad Jones was a fifth-round pick in 2010 and was named the team's co-MVP following the 2015 season after he became the first player in team history to record at least 100 tackles, four interceptions and two sacks in a single season.

Prior to being the team's director of college scouting, Grier served as an area scout with the club from 2000-02, before being promoted to national scout/assistant director of college scouting in 2003. Miami won the AFC East during his first season with the team.

Grier started with the Patriots as an intern in 1994. He joined the club on a full-time basis the following year, and served as a regional scout until joining the Dolphins in 2000. In 1996, Grier was part of a New England staff that won the AFC Championship. He helped scout several players for a Patriots roster that went on to win Super Bowls XXXVI, XXXVIII and XXXIX.

Grier has worked with several of football's most successful coaches and executives throughout his career and that has helped shape his football philosophy. His father, Bobby Grier, is the former vice president of player personnel for the Patriots and recently retired as a senior personnel advisor with the Houston Texans. Chris has also worked with and learned under Pro Football Hall of Famer Bill Parcells, Patriots Head Coach Bill Belichick, Seattle Seahawks Head Coach Pete Carroll and University of Alabama Head Coach Nick Saban.

Grier attended the University of Massachusetts-Amherst where he majored in journalism and played football for two years before injuries ended his career. He spent his final two years there as an undergraduate assistant.

Chris' brother, Michael, played for the Edmonton Oilers, Washington Capitals, San Jose Sharks and Buffalo Sabres of the National Hockey League. He is currently a scout for the Chicago Blackhawks.

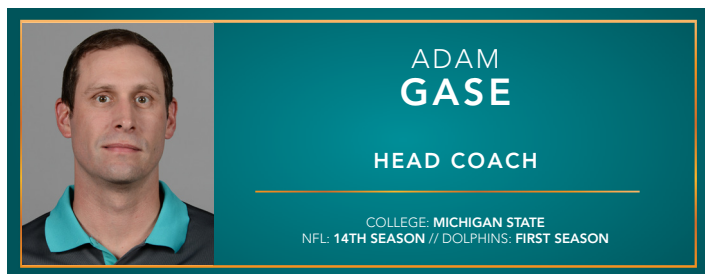
A native of Holliston, Mass., Grier resides in Weston, Fla. with his wife, Paige, and their two sons, Landon and Jackson.







## ADAM GASE



ADAM  
GASE

HEAD COACH

COLLEGE: MICHIGAN STATE  
NFL: 14TH SEASON // DOLPHINS: FIRST SEASON

### CAREER

Adam Gase was named the 12th head coach in Miami Dolphins history on Jan. 9, 2016. Gase joined Miami with three years of experience as an NFL offensive coordinator, directing some of the most prolific offenses in league history.

In 2015, Gase was the offensive coordinator for the Chicago Bears. Under Gase, the Bears implemented a balanced offensive attack that improved the team's rushing totals from No. 27 in the season before Gase arrived in Chicago to No. 11 in 2015, as the unit averaged 25.6 more rushing yards per game. Bears quarterback Jay Cutler finished the 2015 season with the highest passer rating (92.3) of his career. Cutler also threw seven fewer interceptions than the previous season and his interception rate of 2.3 percent was the best showing of his career for a season where he played at least 12 games. In addition, Cutler's yards per attempt increased by 0.8, the second-largest one-year increase in his career. Additionally, running back Jeremy Langford had an impressive rookie season, rushing for 537 yards and six touchdowns. His 537 rushing yards ranked No. 7 among all NFL rookies and his six touchdowns were tied for fourth amongst rookie rushers.

Prior to joining the Bears, Gase spent six seasons (2009-14) with the Denver Broncos, during which time the team compiled a 58-38 (.604) regular-season record, won four AFC West titles, three playoff games and an AFC Championship, including a trip to Super Bowl XLVIII.

While Gase was the Denver Broncos offensive coordinator in 2013 and 2014, the Broncos led the NFL in scoring offense (34.0 points per game), total offense (430.1 yards per game) and passing offense (315.8 yards per game) during that time period. During his two seasons as coordinator, seven players from the Broncos offense were named to the Pro Bowl: running back C.J. Anderson (2014), tackle Ryan Clady (2014), quarterback Peyton Manning (2013-14), wide receiver Emmanuel Sanders (2014), wide receiver Demaryius Thomas (2013-14), tight end Julius Thomas (2013-14) and guard Louis Vasquez (2013).

In 2014, the Broncos finished 12-4, winning the AFC West and earned a bye in the first round of the playoffs. Gase helped Denver finish second in scoring, averaging 30.1 points per contest. Manning continued his excellence, completing 66.2 percent of his passes and passing for 4,727 yards and 39 touchdowns. He set the NFL's career passing touchdown record on Oct. 19, 2014 against San Francisco. Demaryius Thomas broke the franchise's single-season receiving record with 1,619 receiving yards.

In 2013, Gase's first as offensive coordinator, the Broncos set NFL records in both points (606) and touchdowns (76) and Denver's scoring output increased by 7.8 points per game. The Broncos totaled 59.4 yards per game more than they did in 2012 and led the NFL with 5,444 passing yards and 55 passing touchdowns. The explosive offense helped Denver finish the regular season 13-3, winning the AFC West and earning the top seed in the AFC playoffs, where the Broncos won the conference title and played in Super Bowl XLVIII.

In addition to setting NFL team records, Gase also helped Manning have the most prolific season of any quarterback in NFL history. Manning's 5,477 passing yards and 55 passing touchdowns were both NFL records that still stand today. Manning earned his fifth NFL MVP award and was honored as the Maxwell Club Player of the Year and AP Offensive Player of the Year.

In total, the Broncos set or tied 14 NFL offense and scoring records in the 2013 season with Gase as offensive coordinator: points (606), touchdowns (76), players with 10 or more touchdowns (5), passing first downs (293), games with 50-plus points (3), points in the second half (318), individual passing yards (Manning, 5,477), individual passing touchdowns (Manning, 55), longest field goal (Matt Prater, 64 yards), most extra points (Matt Prater, 75), most four-touchdown passing games (Manning, 9), most two-touchdown passing games (Manning, 15), most 400-yard passing games (Peyton Manning, 4) and most 90-plus passer rating games (Manning, 15).

The 2013 Broncos were one of just four teams in the past five seasons (2011-15) to have two 1,000-yard receivers and a 1,000-yard rusher. Wide receiver Demaryius Thomas was fourth in the NFL with 1,430 receiving yards, while fellow wide receiver Eric Decker ranked No. 9 with 1,288. Running back Knowshon Moreno rushed for 1,038 yards and 10 touchdowns.

Gase served as Denver's quarterbacks coach from 2011-12. Manning joined the Broncos in 2012, following 14 seasons with the Indianapolis Colts, including a 2011 campaign that he missed due to injury. With Gase as his position coach in 2012, Manning was wildly successful, finishing second in the league in passer rating (105.8), third in passing touchdowns (37) and sixth in passing yards (4,659). He earned the AP NFL Comeback Player of the Year award and was runner-up for NFL MVP.

Gase joined the Broncos in 2009 as the wide receivers coach, a position he held for two seasons.

In 2010, he helped wide receiver Brandon Lloyd earn a Pro Bowl invitation after he led the league in receiving with 1,448 yards and 11 touchdowns. It was the first time a Broncos player had ever led the league in receiving yards.

Gase coached another Pro Bowl wide receiver in 2009 when Brandon Marshall caught 101 passes for 1,120 yards (11.1 avg.) and 10 touchdowns. The 101 receptions was the fourth-highest mark in the league and the Pro Bowl selection was Marshall's second of his young career.

Gase spent the 2008 season as an offensive assistant for the San Francisco 49ers. Prior to San Francisco, Gase held several roles for five seasons (2003-07) with the Detroit Lions.

### BACKGROUND

Gase earned his bachelor's degree from Michigan State, where he was a student assistant. He was also a graduate assistant and recruiting assistant at LSU (2000-03). He began his NFL career as a scouting assistant for the Detroit Lions (2003-04) and coached for the Lions (2005-07), San Francisco 49ers (2008), Denver Broncos (2009-14) and Chicago Bears (2015).

### PERSONAL

Born March 29, 1978 in Ypsilanti, Mich. He and his wife, Jennifer, have a daughter, McKenzie, and two sons, A.J. and Wyatt.





## 2016 MIAMI DOLPHINS OFFENSIVE AND STRENGTH & CONDITIONING COACHES



### CLYDE CHRISTENSEN OFFENSIVE COORDINATOR

Born January 28, 1956, Covina, Calif.  
Quarterback Fresno City College 1975, North Carolina 1976-78. No pro playing experience. College coach: Mississippi 1979, East Tennessee State 1980-82, Temple 1983-85, East Carolina 1986-88, Holy Cross 1989-1990, South Carolina 1991, Maryland 1992-93, Clemson, 1994-95. Pro coach: Tampa Bay Buccaneers 1996-2001, Indianapolis Colts 2002-15, joined Dolphins in 2016.



### BEN JOHNSON ASSISTANT WIDE RECEIVERS

Born May 11, 1986, Charleston, S.C.  
Quarterback North Carolina 2004-08. No pro playing experience. College coach: Boston College 2010-11. Pro coach: Joined Dolphins in 2012.



### DANNY BARRETT RUNNING BACKS

Born December 18, 1961, Boynton Beach, Fla.  
Quarterback Cincinnati 1979-82. Pro quarterback Calgary Stampeders 1983-85, 1990-91, 1996, Toronto Argonauts 1985-88, BC Lions 1992-93, 1998, Ottawa Rough Riders 1994-95. College coach: Buffalo 2007-09, Central Florida 2011-15. Pro coach: Calgary Stampeders 1997, BC Lions 1998-99, Saskatchewan Roughriders 2000-06, joined Dolphins in 2016.



### CHRIS KUPER OFFENSIVE QUALITY CONTROL

Born December 19, 1982, Anchorage, Alaska.  
Guard North Dakota State 2001-05. Pro guard Denver Broncos 2006-13. No college or pro coaching experience.



### SHANE DAY TIGHT ENDS

Born September 27, 1974, Manhattan, Kan.  
Wide receiver Rhodes College 1995-96. No pro playing experience. College coach: Michigan 2005-06, Connecticut 2012-13. Pro coach: San Francisco 49ers 2007-09, Chicago Bears 2010-11, Washington Redskins 2014-15, joined Dolphins in 2016.



### JEREMIAH WASHBURN ASSISTANT OFFENSIVE LINE

Born June 17, 1977, Boone, N.C.  
Guard Arkansas 1998-2000. No pro playing experience. College coach: Arkansas 2000-01. Pro coach: Carolina Panthers 2002, Baltimore Ravens 2003-08, Detroit Lions 2009-15, joined Dolphins in 2016.



### CHRIS FOERSTER OFFENSIVE LINE

Born October 12, 1961, Milwaukee, Wisc.  
Center Colorado State 1979-1982. No pro playing experience. College coach: Colorado State 1983-87, Stanford 1988-1991, Minnesota 1992. Pro coach: Minnesota Vikings 1993-95, Tampa Bay Buccaneers 1996-2001, Indianapolis Colts 2002-03, Miami Dolphins 2004, Baltimore Ravens, 2005-07, San Francisco 49ers, 2008-09, 2015, Washington Redskins 2010-14, re-joined Dolphins in 2016.



### DAVE PULOKA HEAD STRENGTH & CONDITIONING

Born January 12, 1979, Arlington, Mass.  
Linebacker Holy Cross 1997-2000. No pro playing experience. College coach: Stevens Institute of Technology 2005, Virginia 2006. Pro coach: Atlanta Falcons 2007, joined Dolphins in 2008.



### BO HARDEGREE QUARTERBACKS

Born July 5, 1984, Jackson, Tenn.  
Quarterback Tennessee 2003-06. No pro playing experience. College coach: Duke 2008-10, Louisiana State 2011-13. Pro coach: Denver Broncos 2014, Chicago Bears, 2015, joined Dolphins in 2016.



### JIM ARTHUR ASSISTANT STRENGTH & CONDITIONING

Born July 12, 1978, Cheshire, Conn.  
Attended Springfield (Mass.) College. No college or pro playing experience. College coach: Springfield College 2000, Louisiana Tech 2001, Boston College 2002. Pro coach: Buffalo Bills 2002-04, Chicago Bears 2005-15, joined Dolphins in 2016.



### SHAWN JEFFERSON WIDE RECEIVERS

Born February 22, 1969, Jacksonville, Fla.  
Wide receiver Central Florida 1988-1990. Pro wide receiver San Diego Chargers 1991-95, New England Patriots 1996-99, Atlanta Falcons 2000-02, Detroit Lions 2003. No college coaching experience. Pro coach: Detroit Lions 2005-12, Tennessee Titans 2013-15, joined Dolphins in 2016.



### TED RATH ASSISTANT STRENGTH & CONDITIONING

Born November 22, 1983, Monroe, Mich.  
Linebacker Toledo 2003-06. No pro playing experience. College coach: Toledo 2007-09. Pro coach: Detroit Lions 2009-15, joined Dolphins in 2016.



## 2016 MIAMI DOLPHINS DEFENSIVE AND SPECIAL TEAMS COACHES



### VANCE JOSEPH DEFENSIVE COORDINATOR

Born September 20, 1972, Marrero, La. Quarterback and running back Colorado 1990-94. Pro defensive back New York Jets 1995, Indianapolis Colts 1996. College coach: Colorado 1999-2001, 2002-03, Wyoming 2002, Bowling Green State 2004. Pro coach: San Francisco 49ers 2005-10, Houston Texans 2011-13, Cincinnati Bengals 2014-15, joined Dolphins in 2016.



### LOU ANARUMO DEFENSIVE BACKS

Born August 18, 1966, Staten Island, N.Y. Attended Wagner. No college or pro playing experience. College coach: U.S. Merchant Marine Academy 1989-1990, 1992-94, Wagner 1990, Syracuse 1990-91, Harvard 1995-2000, Marshall 2001-03, Purdue 2004-11. Pro coach: Joined Dolphins in 2012.



### CHARLIE BULLEN ASSISTANT LINEBACKERS

Born September 28, 1984, Palatine, Ill. No college or pro playing experience. College coach: Iowa 2007-11. Pro coach: Joined Dolphins in 2012.



### MATT BURKE LINEBACKERS

Born March 25, 1976, Hudson, Mass. Safety Dartmouth 1994-97. No pro playing experience. College coach: Boston College 2000-02, Harvard 2003. Pro coach: Tennessee Titans 2006-08, Detroit Lions 2009-13, Cincinnati Bengals 2014-15, joined Dolphins in 2016.



### DARONTE JONES ASSISTANT DEFENSIVE BACKS

Born November 11, 1978, Annapolis, Md. Defensive back Temple 1996, Morgan State 1997-2000. No pro playing experience. College coach: Lenoir-Rhyne 2001, Nicholls State 2002, Bowie State 2005-09, UCLA 2010, Hawaii 2012-14, Wisconsin. Pro coaching experience: Montreal Alouettes 2011, joined Dolphins in 2016.



### RUSTY MCKINNEY DEFENSIVE QUALITY CONTROL

Born October 17, 1980, Fairfax County, Va. Linebacker Towson 1998-2001. No pro playing experience. College coach: Saint Anselm 2008, Bentley University 2009-13. Pro coach: Cleveland Browns 2014-15, joined Dolphins in 2016.



### JIM WASHBURN SR. DEFENSIVE ASST./PASS RUSH SPECIALIST

Born December 2, 1949, Shelby, N.C. Defensive line Gardner Webb 1970-73. No pro playing experience. College coach: Southern Methodist 1976, Lees-McRae 1977-78, Livingston 1979, New Mexico 1980-82, South Carolina 1983-88, Arkansas 1994-97, Houston 1998. Pro coach: Tennessee Titans 1999-2010, Philadelphia Eagles 2011-12, Detroit Lions 2013-15, joined Dolphins in 2016.



### TERRELL WILLIAMS DEFENSIVE LINE

Born June 19, 1974, Los Angeles, Calif. Nose guard East Carolina 1995-98. No pro playing experience. College coach: Fort Scott (Kan.) C.C. 1998, North Carolina A&T 1999-2001, Youngstown State 2002-03, Akron 2004-05, Purdue 2006-09, Texas A&M 2010-11, Florida 2015. Pro coach: Oakland Raiders 2012-14, joined Dolphins in 2015.



### DARREN RIZZI ASST. HEAD COACH/SPECIAL TEAMS COORD.

Born July 21, 1970, Hillsdale, N.J. Tight End Rhode Island 1988-1991. College coach: Rhode Island 1992, Colgate 1993, New Haven 1993-97, Northeastern 1998, New Haven 1999-2001 (head coach), Rutgers 2002-07, Rhode Island 2008 (head coach). Pro coach: Joined Dolphins in 2009.



### MARWAN MAALOUF ASSISTANT SPECIAL TEAMS

Born November 26, 1976, Strongsville, Ohio. Guard Baldwin-Wallace 1997-99. No pro playing experience. College coach: Baldwin-Wallace 2000, Fordham 2001, Rutgers 2002-03. Pro coach: Cleveland Browns 2004-06, Baltimore Ravens 2008-11, Indianapolis Colts 2012, joined Dolphins in 2013.



### JAY KAISER ASSISTANT TO THE HEAD COACH

Born April 8, 1974, Liberal, Kansas. Attended Bethany. No college or pro playing experience. College coach: Bethany 1993-96, Northwest Missouri State 1997-98, Northern Iowa 1999, Toledo 2001, Kansas State 2002-08. Pro coach: Tampa Bay Buccaneers 2009-11, joined Dolphins in 2012.








## PLAYER BIOS









24 // S

ISA

ABDUL-QUDDUS

HT: 6-1 // WT: 196 // BORN: 8/3/89  
 COLLEGE: FORDHAM '11 // ACQUIRED: UFA, 2016  
 NFL: SIXTH SEASON // DOLPHINS: FIRST SEASON

#### KEY TRANSACTIONS

- Signed with the Dolphins as an unrestricted free agent from Detroit on 3/11/16
- Originally signed by New Orleans as an undrafted college free agent on 7/27/11

**2016** - Recorded eight tackles (three solo), one interception and two passes defended at **Seattle (9/11)** ... Intercepted a QB Russell Wilson pass for a 9-yard return in the second quarter ... Broke up a QB Russell Wilson pass intended for WR Doug Baldwin on fourth-and-inches in the third quarter.

### ISA ABDUL-QUDDUS' NFL REGULAR SEASON STATISTICS

YEAR	TEAM	GP	GS	TACKLES					INTERCEPTIONS					FUMBLES		
				TOT	SOLO	ASST	SK	YDS	NO	YDS	LG	TD	PD	FF	FR	YDS
2011	New Orleans	16	1	7	6	1	0.0	0.0	0	0	—	0	1	3	0	0
2012	New Orleans	15	3	38	28	10	0.0	0.0	2	12	12	0	8	0	1	0
2013	New Orleans	11	0	7	6	1	0.0	0.0	0	0	—	0	1	0	0	0
2014	Detroit	16	4	29	19	10	0.0	0.0	0	0	—	0	2	0	0	0
2015	Detroit	16	8	55	40	15	1.0	1.0	0	0	—	0	6	1	0	0
2016	Miami	1	1	8	3	5	0.0	0.0	1	9	9	0	2	0	0	0
NFL TOTALS		75	17	144	102	42	1.0	1.0	3	21	12	0	20	4	1	0

### 2016 GAME-BY-GAME STATISTICS

DATE	OPPONENT	P/S	TCK	SOLO	AST	SK	YDS	INT	YDS	PD	FF	FR
9/11	at Seattle	1/1	8	3	5	0.0	0	1	9	2	0	0
2016 TOTALS		1/1	8	3	5	0.0	0	1	9	2	0	0

### SINGLE-GAME HIGHS


#### CAREER HIGHS

Tackles:	11	vs. Green Bay (12/3/15)
Sacks:	1	vs. San Francisco (12/27/15)
Interceptions:	1	three times, last: at Seattle (9/11/16)
Passes Defensed:	3	vs. Carolina (12/30/12)
Forced Fumbles:	1	four times, last: vs. GB (12/3/15)
Fumble Recoveries:	1	vs. Philadelphia (11/5/12)

#### SEASON HIGHS

Tackles:	8	at Seattle (9/11/16)
Sacks:	—	
Interceptions:	1	at Seattle (9/11/16)
Passes Defensed:	2	at Seattle (9/11/16)
Forced Fumbles:	—	
Fumble Recoveries:	—	





35 // S

WALT AIKENS

HT: 6-1 // WT: 218 // BORN: 6/19/91  
 COLLEGE: LIBERTY '14 // ACQUIRED: D4, 2014  
 NFL: THIRD SEASON // DOLPHINS: THIRD SEASON

#### KEY TRANSACTIONS

- Originally a fourth-round selection (125th overall) of the Dolphins in the 2014 NFL Draft

**2016** - Played on special teams, but did not record any statistics at **Seattle (9/11)**.

### WALT AIKENS' NFL REGULAR SEASON STATISTICS

YEAR	TEAM	GP	GS	TACKLES					INTERCEPTIONS					FUMBLES		
				TOT	SOLO	ASST	SK	YDS	NO	YDS	LG	TD	PD	FF	FR	YDS
2014	Miami	15	0	9	7	2	0.0	0.0	1	43	43	0	1	0	0	0
2015	Miami	16	4	20	15	5	0.0	0.0	0	0	0	0	0	0	0	0
2016	Miami	1	0	0	0	0	0.0	0.0	0	0	0	0	0	0	0	0
NFL TOTALS		32	4	29	22	7	0.0	0.0	1	43	43	0	1	0	0	0

### 2016 GAME-BY-GAME STATISTICS


DATE	OPPONENT	P/S	TCK	SOLO	AST	SK	YDS	INT	YDS	PD	FF	FR
9/11	at Seattle	1/0	0	0	0	0.0	0	0	0	0	0	0
2016 TOTALS		1/0	0	0	0	0.0	0	0	0	0	0	0

### SINGLE-GAME HIGHS

CAREER HIGHS		
Tackles:	6	at Philadelphia (11/15/15)
Sacks:	—	
Interceptions:	1	at Oakland (9/28/14)
Passes Defensed:	1	at Oakland, 9/28/14
Forced Fumbles:	—	
Fumble Recoveries:	—	

SEASON HIGHS		
Tackles:	—	
Sacks:	—	
Interceptions:	—	
Passes Defensed:	—	
Forced Fumbles:	—	
Fumble Recoveries:	—	





**23 // RB**

**JAY  
AJAYI**

HT: 6-0 // WT: 229 // BORN: 6/15/93  
 COLLEGE: BOISE STATE '15 // ACQUIRED: D5B, 2015  
 NFL: SECOND SEASON // DOLPHINS: SECOND SEASON

#### KEY TRANSACTIONS

- Originally a fifth-round selection (149th overall) of the Dolphins in the 2015 NFL Draft

2016 - Inactive at **Seattle (9/11)**.

### JAY AJAYI'S NFL REGULAR SEASON STATISTICS

YEAR	TEAM	GP	GS	RUSHING					RECEIVING				
				ATT	YDS	AVG	LG	TD	NO	YDS	AVG	LG	TD
2015	Miami	9	0	49	187	3.8	24	1	7	90	12.9	20	0
2016	Miami	0	0	0	0	0.0	0	0	0	0	0.0	0	0
NFL TOTALS		9	0	49	187	3.8	24	1	7	90	12.9	20	0

### 2016 GAME-BY-GAME STATISTICS

DATE	OPPONENT	P/S	RUSHING					RECEIVING					W/L	SCORE
			ATT	YDS	AVG	LG	TD	NO	YDS	AVG	LG	TD		
9/11	at Seattle	0/0	INACTIVE											
2016 TOTALS		0/0	0	0	0.0	0	0	0	0	0.0	0	0		

### SINGLE-GAME HIGHS

CAREER HIGHS		
Rushes:	9	vs. Indianapolis (12/27/15)
Rushing Yards:	48	at Philadelphia (11/15/15)
Longest Run:	24	at Philadelphia (11/15/15)
TD Runs:	1	at San Diego (12/20/15)
Receptions:	4	at N.Y. Jets (11/29/15)
Receiving Yards:	52	at N.Y. Jets (11/29/15)
Longest Reception:	20	vs. Dallas (11/22/15)
TD Receptions:	—	

SEASON HIGHS	
Rushes:	—
Rushing Yards:	—
Longest Run:	—
TD Runs:	—
Receptions:	—
Receiving Yards:	—
Longest Reception:	—
TD Receptions:	—





76 // T  
BRANDEN  
ALBERT

HT: 6-5 // WT: 314 // BORN: 11/4/84  
COLLEGE: VIRGINIA '08 // ACQUIRED: UFA, 2014 (KC)  
NFL: NINTH SEASON // DOLPHINS: THIRD SEASON

#### KEY TRANSACTIONS


- Signed by the Dolphins as an unrestricted free agent on 3/12/14
- Originally a first-round selection (15th overall) of Kansas City in the 2008 NFL Draft

**2016** - Started at **Seattle (9/11)** and protected QB Ryan Tannehill, who completed 16-of-29 passes for 186 yards and a 74.8 QB rating ... Also served as a game captain.

## BRANDEN ALBERT'S NFL REGULAR SEASON STATISTICS

**GAMES/STARTS:** 2008: 15/15, 2009: 14/14, 2010: 15/15, 2011: 16/16, 2012: 13/11, 2013: 12/12, 2014: 9/9, 2015: 14/14, 2016: 1/1  
**NFL TOTALS: 109/107**





47 // LB

KIKO ALONSO

HT: 6-3 // WT: 239 // BORN: 8/14/90  
 COLLEGE: OREGON '13 // ACQUIRED: T, 2016 (PHI.)  
 NFL: FOURTH SEASON // DOLPHINS: FIRST SEASON

#### KEY TRANSACTIONS

- Acquired by the Dolphins in a trade (Phi.) on 3/9/16
- Originally a second-round selection (46th overall) by Buffalo in the 2013 NFL Draft

**2016** - Made Dolphins debut at **Seattle (9/11)** ... Recorded 11 tackles (three solo) and one forced fumble ... Recovered a QB Russell Wilson fumble for two yards in the fourth quarter.

### KIKO ALONSO'S NFL REGULAR SEASON STATISTICS

YEAR	TEAM	GP	GS	TACKLES					INTERCEPTIONS					FUMBLES		
				TOT	SOLO	ASST	SK	YDS	NO	YDS	LG	TD	PD	FF	FR	YDS
2013	Buffalo	16	16	159	87	72	2.0	17.0	4	38	32	0	4	1	2	0
2014	Buffalo			INJURED RESERVE												
2015	Philadelphia	11	1	43	30	13	0.0	0.0	1	0	0	0	1	0	0	0
2016	Miami	1	1	11	3	8	0.0	0.0	0	0	0	0	0	0	1	2
NFL TOTALS		28	18	213	120	93	2.0	17.0	5	38	32	0	5	1	3	2

### 2016 GAME-BY-GAME STATISTICS

DATE	OPPONENT	P/S	TCK	SOLO	AST	SK	YDS	INT	YDS	PD	FF	FR
9/11	at Seattle	1/1	11	3	8	0.0	0	0	0	0	0	1
2016 TOTALS		1/1	11	3	8	0.0	0	0	0	0	0	1

### SINGLE-GAME HIGHS


#### CAREER HIGHS

Tackles:	22	vs. Cincinnati (10/13/13)
Sacks:	1	twice, last: vs. Kansas City (11/3/13)
Interceptions:	2	vs. Baltimore (9/29/13)
Passes Defensed:	2	vs. Baltimore (9/29/13)
Forced Fumbles:	1	vs. New England (9/8/13)
Fumble Recoveries:	1	three times, last: at Seattle (9/11/16)

#### SEASON HIGHS

Tackles:	11	at Seattle (9/11/16)
Sacks:	—	
Interceptions:	—	
Passes Defensed:	—	
Forced Fumbles:	—	
Fumble Recoveries:	1	at Seattle (9/11/16)





**50 // DE**

**ANDRE  
BRANCH**

HT: 6-5 // WT: 263 // BORN: 7/14/89  
 COLLEGE: CLEMSON '12 // ACQUIRED: UFA, 2016  
 NFL: FIFTH SEASON // DOLPHINS: FIRST SEASON

#### KEY TRANSACTIONS

- Signed by the Dolphins as an unrestricted free agent from Jacksonville on 3/16/16
- Originally a second-round selection (38th overall) by Jacksonville in the 2012 NFL Draft

**2016** - Played in his Dolphins debut at **Seattle (9/11)** ... Recorded four assisted tackles.

### ANDRE BRANCH'S NFL REGULAR SEASON STATISTICS

YEAR	TEAM	GP	GS	TACKLES					INTERCEPTIONS					FUMBLES		
				TOT	SOLO	ASST	SK	YDS	NO	YDS	LG	TD	PD	FF	FR	YDS
2012	Jacksonville	13	3	11	9	2	1.0	7.0	0	0	0	0	1	1	1	0
2013	Jacksonville	16	0	37	30	7	6.0	53.0	0	0	0	0	3	0	0	0
2014	Jacksonville	9	0	18	12	6	3.0	26.0	0	0	0	0	3	2	1	0
2015	Jacksonville	13	9	24	18	6	4.0	36.0	0	0	0	0	4	2	1	49
2016	Miami	1	0	4	0	4	0.0	0.0	0	0	0	0	0	0	0	0
<b>NFL TOTALS</b>		<b>52</b>	<b>12</b>	<b>94</b>	<b>69</b>	<b>25</b>	<b>14.0</b>	<b>122.0</b>	<b>0</b>	<b>0</b>	<b>0</b>	<b>0</b>	<b>11</b>	<b>5</b>	<b>3</b>	<b>49</b>

### 2016 GAME-BY-GAME STATISTICS

DATE	OPPONENT	P/S	TCK	SOLO	AST	SK	YDS	INT	YDS	PD	FF	FR
9/11	at Seattle	1/0	4	0	4	0.0	0	0	0	0	0	0
<b>2016 TOTALS</b>		<b>1/0</b>	<b>4</b>	<b>0</b>	<b>4</b>	<b>0/0</b>	<b>0</b>	<b>0</b>	<b>0</b>	<b>0</b>	<b>0</b>	<b>0</b>

### SINGLE-GAME HIGHS

#### CAREER HIGHS

<b>Tackles:</b>	5	vs. Buffalo (12/15/13)
<b>Sacks:</b>	2	twice, last: vs. Ind. (12/13/15)
<b>Interceptions:</b>	—	
<b>Passes Defensed:</b>	2	vs. Atlanta (12/20/15)
<b>Forced Fumbles:</b>	2	at Philadelphia (9/7/14)
<b>Fumble Recoveries:</b>	1	three times, last: vs. Ind. (12/13/15)

#### SEASON HIGHS

<b>Tackles:</b>	4	at Seattle (9/11/16)
<b>Sacks:</b>	—	
<b>Interceptions:</b>	—	
<b>Passes Defensed:</b>	—	
<b>Forced Fumbles:</b>	—	
<b>Fumble Recoveries:</b>	—	





74 // G/T

JERMON  
BUSHROD

HT: 6-5 // WT: 320 // BORN: 8/19/84  
COLLEGE: TOWSON '07 // ACQUIRED: FA, 2016  
NFL: 10TH SEASON // DOLPHINS: FIRST SEASON

#### KEY TRANSACTIONS

- Signed by the Dolphins on 3/11/16
- Originally a fourth-round selection (125th overall) by New Orleans in the 2007 NFL Draft


**2016** - Made first career start at right guard at **Seattle (9/11)** ... Protected QB Ryan Tannehill who completed 16-of-29 passes for 186 yards.

### JERMON BUSHROD'S NFL REGULAR SEASON STATISTICS

**GAMES/STARTS:** (New Orleans) 2007: 1/0, 2008: 2/0, 2009: 15/14, 2010: 16/16, 2011: 16/16, 2012: 16/16, (Chicago) 2013: 16/16, 2014: 14/14, 2015: 12/4, (Miami) 2016: 1/1

**NFL TOTALS: 109/97**





**84 // TE**

**JORDAN CAMERON**

HT: 6-5 // WT: 265 // BORN: 8/7/88  
 COLLEGE: SOUTHERN CALIFORNIA '11 // ACQUIRED: UFA, 2016 (CLE.)  
 NFL: SIXTH SEASON // DOLPHINS: SECOND SEASON

#### KEY TRANSACTIONS

- Signed by the Dolphins as an unrestricted free agent on 3/12/15
- Originally a fourth-round selection (102nd overall) of Cleveland in the 2011 NFL Draft

**2016** - Recorded two receptions for 6 yards (3.0 avg.) at **Seattle (9/11)**.

### JORDAN CAMERON'S NFL REGULAR SEASON STATISTICS

YEAR	TEAM	GP	GS	RECEIVING					RUSHING				
				NO	YDS	AVG	LG	TD	ATT	YDS	AVG	LG	TD
2011	Cleveland	8	2	6	33	5.5	15	0	0	0	0.0	0	0
2012	Cleveland	14	6	20	226	11.3	28	1	0	0	0.0	0	0
2013	Cleveland	15	14	80	917	11.5	53	7	0	0	0.0	0	0
2012	Cleveland	10	9	24	424	17.7	81t	2	0	0	0.0	0	0
2015	Miami	16	16	35	386	11.0	29	3	0	0	0.0	0	0
2016	Miami	1	1	2	6	3.0	5	0	0	0	0.0	0	0
<b>NFL TOTALS</b>		<b>64</b>	<b>48</b>	<b>167</b>	<b>1,992</b>	<b>11.9</b>	<b>81t</b>	<b>13</b>	<b>0</b>	<b>0</b>	<b>0.0</b>	<b>0</b>	<b>0</b>

### 2016 GAME-BY-GAME STATISTICS


DATE	OPPONENT	P/S	RECEIVING					RUSHING					W/L	SCORE
			NO	YDS	AVG	LG	TD	ATT	YDS	AVG	LG	TD		
9/11	at Seattle	1/1	2	6	3.0	5	0	0	0	0	0	0	L	10-12
<b>2016 TOTALS</b>		<b>1/1</b>	<b>2</b>	<b>6</b>	<b>3.0</b>	<b>5</b>	<b>0</b>	<b>0</b>	<b>0</b>	<b>0</b>	<b>0</b>	<b>0</b>		

### SINGLE-GAME HIGHS

**Receptions:** 10 vs. Cincinnati (9/29/13)  
**Receiving Yards:** 121 at New England (12/8/13)  
**Longest Reception:** 81t at Carolina (12/21/14)  
**TD Reception:** 3 at Minnesota (9/22/13)

**Receptions:** 2 at Seattle (9/11/16)  
**Receiving Yards:** 6 at Seattle (9/11/16)  
**Longest Reception:** 5 at Seattle (9/11/16)  
**TD Receptions** –





88 // WR

LEONTE CARROO

HT: 6-1 // WT: 217 // BORN: 1/24/94  
 COLLEGE: RUTGERS '16 // ACQUIRED: D3B, 86  
 NFL: ROOKIE SEASON // DOLPHINS: ROOKIE SEASON

#### KEY TRANSACTIONS

- Originally a third-round selection (86th overall) of the Dolphins in the 2016 NFL Draft

**2016** - Made NFL and Dolphins debut at **Seattle (9/11)** ... Recorded two receptions for 14 yards (7.0 avg.) ... Registered a 12-yard catch from QB Ryan Tannehill to convert a third down in the fourth quarter.

### LEONTE CARROO'S NFL REGULAR SEASON STATISTICS

YEAR	TEAM	GP	GS	RECEIVING					RUSHING				
				NO	YDS	AVG	LG	TD	ATT	YDS	AVG	LG	TD
2016	Miami	1	1	2	14	7.0	12	0	0	0	0.0	0	0
NFL TOTALS		1	1	2	14	7.0	12	0	0	0	0.0	0	0

### 2016 GAME-BY-GAME STATISTICS

DATE	OPPONENT	P/S	NO	RECEIVING				ATT	RUSHING				W/L	SCORE
				YDS	AVG	LG	TD		YDS	AVG	LG	TD		
9/11	at Seattle	1/1	2	14	7.0	12	0	0	0	0.0	0	0	L	10-12
2016 TOTALS			1/1	2	14	7.0	12	0	0	0.0	0	0		

### SINGLE-GAME HIGHS

**Receptions:**  
**Receiving Yards:**  
**Longest Reception:**  
**TD Reception:**

#### CAREER HIGHS

2 at Seattle (9/11/16)  
 14 at Seattle (9/11/16)  
 12 at Seattle (9/11/16)  
 –


**Receptions:**  
**Receiving Yards:**  
**Longest Reception:**  
**TD Reception:**

#### SEASON HIGHS

2 at Seattle (9/11/16)  
 14 at Seattle (9/11/16)  
 12 at Seattle (9/11/16)  
 –







4 // P

MATT DARR

HT: 6-1 // WT: 214 // BORN: 7/2/92  
 COLLEGE: TENNESSEE '15 // ACQUIRED: FA, 2015  
 NFL: SECOND SEASON // DOLPHINS: SECOND SEASON

#### KEY TRANSACTIONS

- Originally signed by the Dolphins as an undrafted college free agent on 5/8/15

**2016** - Punted seven times for 327 yards (46.7 avg), one touchback and three punts inside the 20-yard line at **Seattle (9/11)** ... Registered a game-high 57-yard punt.

### MATT DARR'S NFL REGULAR SEASON STATISTICS

YEAR	TEAM	GP	NO	YDS	AVG	LG	RET	YDS.	NET	TB	IN20	LG	BK
2015	Miami	16	92	4,380	47.6	50		526	39.7	10	30	70	0
2016	Miami	1	7	327	46.7	3		267	38.1	1	3	57	0
NFL TOTALS		16	99	4,707	47.5	53		566	39.6	11	30	70	0

### 2016 GAME-BY-GAME STATISTICS

DATE	OPPONENT	P/S	NO	YDS	AVG	RET.	YDS.	NET	TB	IN20	LG	BK	W/L	SCORE
9/11	at Seattle	1/0	7	327	46.7	3	267	38.1	1	3	57	0	L	10-12
2016 TOTALS		1/0	7	327	46.7	3	267	38.1	1	3	57	0		

### SINGLE-GAME HIGHS


#### CAREER HIGHS

Punts:	9	vs. Baltimore (12/6/15)
Gross Punting Yards:	412	vs. Baltimore (12/6/15)
Gross Punt Avg. (min. 4 punts):	58.2	at New England (10/29/15)
Longest Punt:	70	at New England (10/29/15)
Inside the 20:	5	vs. Dallas (11/22/15)

#### SEASON HIGHS

Punts:	7	at Seattle (9/11/16)
Gross Punting Yards:	327	at Seattle (9/11/16)
Gross Punt Avg. (min. 4 punts):	46.7	at Seattle (9/11/16)
Longest Punt:	57	at Seattle (9/11/16)
Inside the 20:	3	at Seattle (9/11/16)





**92 // LS**

**JOHN  
DENNEY**

---

HT: 6-5 // WT: 242 // BORN: 12/13/78  
COLLEGE: BRIGHAM YOUNG '05 // ACQUIRED: FA, 2005  
NFL: 12TH SEASON // DOLPHINS: 12TH SEASON

#### KEY TRANSACTIONS

- Originally signed by the Dolphins as an undrafted college free agent on 4/29/05

**2016** - Played in his 177th-consecutive game for the Dolphins at **Seattle (9/11)**.

### JOHN DENNEY'S NFL REGULAR SEASON STATISTICS

**GAMES/STARTS:** 2005: 16/0, 2006: 16/0, 2007: 16/0, 2008: 16/0, 2009: 16/0, 2010: 16/0, 2011: 16/0, 2012: 16/0. 2013: 16/0, 2014: 16/0, 2015: 16/0, 2016: 1/0 **NFL TOTALS: 177/0**





**6 // QB**

**BRANDON DOUGHTY**

HT: 6-3 // WT: 217 // BORN: 10/6/91  
 COLLEGE: WESTERN KENTUCKY '16 // ACQUIRED: D7A.223  
 NFL: ROOKIE SEASON // DOLPHINS: ROOKIE SEASON

#### KEY TRANSACTIONS

- Originally a seventh-round selection (223rd overall) of the Dolphins in the 2016 NFL Draft

2016 - Inactive at **Seattle (9/11)**.

### BRANDON DOUGHTY'S NFL REGULAR SEASON PASSING STATISTICS

YEAR	TEAM	GP	GS	ATT	CMP	PCT	YDS	YDS ATT	TD	INT	LG	SK	YDS LST	RATE
2016	Miami	0	0	0	0	0.0	0	0	0	0	0	0	0	0.0
NFL TOTALS		0	0	0	0	0.0	0	0	0	0	0	0	0	0.0

### BRANDON DOUGHTY'S NFL REGULAR SEASON RUSHING STATISTICS

YEAR	TEAM	NO	YDS	AVG	LG	TD
2016	Miami	0	0	0.0	0	0
NFL TOTALS		0	0	0.0	0	0

### 2016 GAME-BY-GAME STATISTICS

DATE	OPPONENT	P/S	PASSING						RUSHING				W/L	SCORE
			ATT	CMP	YDS	PCT	TD	INT	LG	SK/YDS	ATT	YDS	LG	TD
9/11	at Seattle	0/0	INACTIVE											
2016 TOTALS														

### SINGLE-GAME HIGHS

	CAREER HIGHS
Pass Attempts:	—
Pass Completions:	—
Yards Passing:	—
TD Passes:	—
Long Passes:	—
Completion Pct. (Min. 10 att.)	—
Passer Rating:	—
Rush Attempts:	—
Rushing Yards:	—
Long Run:	—
Rushing TDs:	—

	SEASON HIGHS
Pass Attempts:	—
Pass Completions:	—
Yards Passing:	—
TD Passes:	—
Long Passes:	—
Completion Pct. (Min. 10 att.)	—
Passer Rating:	—
Rush Attempts:	—
Rushing Yards:	—
Long Run:	—
Rushing TDs:	—







**32 // RB**

**KENYAN DRAKE**

HT: 6-1 // WT: 216 // BORN: 1/26/94  
 COLLEGE: ALABAMA '16 // ACQUIRED: D3A,73  
 NFL: ROOKIE SEASON // DOLPHINS: ROOKIE SEASON

#### KEY TRANSACTIONS

- Originally a third-round selection (73rd overall) of the Dolphins in the 2016 NFL Draft

2016 - Made NFL and Dolphins debut at **Seattle (9/11)**.

### KENYAN DRAKE'S NFL REGULAR SEASON STATISTICS

YEAR	TEAM	GP	GS	RUSHING					RECEIVING				
				ATT	YDS	AVG	LG	TD	NO	YDS	AVG	LG	TD
2016	Miami	1	0	0	0	0.0	0	0	0	0	0.0	0	0
NFL TOTALS		1	0	0	0	0.0	0	0	0	0	0.0	0	0

### 2016 GAME-BY-GAME STATISTICS

DATE	OPPONENT	P/S	RUSHING					RECEIVING					W/L	SCORE
			ATT	YDS	AVG	LG	TD	NO	YDS	AVG	LG	TD		
9/11	at Seattle	1/0	0	0.0	0	0	0	0	0	0	0	0	L	10-12
2016 TOTALS			1/0	0	0.0	0	0	0	0	0	0	0		

### SINGLE-GAME HIGHS

**CAREER HIGHS**

Rushes: —

Rushing Yards: —

Longest Run: —

TD Runs: —

Receptions: —

Receiving Yards: —

Longest Reception: —

TD Receptions: —

**SEASON HIGHS**

Rushes: —

Rushing Yards: —

Longest Run: —


TD Runs: —

Receptions: —

Receiving Yards: —

Longest Reception: —

TD Receptions: —



## 78 // DE TERRENCE FEDE

HT: 6-4 // WT: 267 // BORN: 11/19/91  
COLLEGE: MARIST '14 // ACQUIRED: D7, 2014  
NFL: THIRD SEASON // DOLPHINS: THIRD SEASON

### KEY TRANSACTIONS

- Originally a seventh-round selection (234th overall) by the Dolphins in the 2014 NFL Draft

2016 - Inactive at **Seattle (9/11)**.

## TERRENCE FEDE'S NFL REGULAR SEASON STATISTICS

YEAR	TEAM	GP	GS	TACKLES					INTERCEPTIONS					FUMBLES		
				TOT	SOLO	ASST	SK	YDS	NO	YDS	LG	TD	PD	FF	FR	YDS
2014	Miami	11	0	10	8	2	1.0	5.0	0	0	0	0	0	0	0	0
2015	Miami	15	0	16	9	7	0.0	0.0	0	0	0	0	0	0	0	0
2016	Miami	0	0	0	0	0	0.0	0.0	0	0	0	0	0	0	0	0
NFL TOTALS		26	0	26	17	9	1.0	5.0	0	0	0	0	0	0	0	0

## 2016 GAME-BY-GAME STATISTICS

DATE	OPPONENT	P/S	TCK	SOLO	AST	SK	YDS	INT	YDS	PD	FF	FR
9/11	at Seattle	0/0										

2016 TOTALS

## SINGLE-GAME HIGHS


### CAREER HIGHS

Tackles:	6	at Washington (9/13/15)
Sacks:	1	at Jacksonville (10/26/14)
Interceptions:	—	
Passes Defensed:	—	
Forced Fumbles:	—	
Fumble Recoveries:	—	

### SEASON HIGHS

Tackles:	—
Sacks:	—
Interceptions:	—
Passes Defensed:	—
Forced Fumbles:	—
Fumble Recoveries:	—





29 // RB

ARIAN FOSTER

HT: 6-1 // WT: 227 // BORN: 8/24/86  
 COLLEGE: TENNESSEE '09 // ACQUIRED: FA, 2016  
 NFL: EIGHTH SEASON // DOLPHINS: FIRST SEASON

#### KEY TRANSACTIONS

- Signed by the Dolphins as a free agent on 7/18/16
- Originally signed by Houston as an undrafted college free agent on 5/6/09

**2016** - Made Dolphins debut at **Seattle (9/11)** ... Rushed 13 times for 38 yards (2.9 avg.) ... Also tallied three receptions for 62 yards (20.7 av.g) ... Hauled in a 50-yard catch, his longest reception on the day ... The 50-yard reception ties for the fifth longest in Foster's career.

### ARIAN FOSTER'S NFL REGULAR SEASON STATISTICS

YEAR	TEAM	GP	GS	RUSHING					RECEIVING				
				ATT	YDS	AVG	LG	TD	NO	YDS	AVG	LG	TD
2009	Houston	6	1	54	257	4.8	24	3	8	93	11.6	20	0
2010	Houston	16	13	327	1,616	4.9	74t	16	66	604	9.2	50	2
2011	Houston	13	13	278	1,224	4.4	43	10	53	617	11.6	78t	2
2012	Houston	16	16	351	1,424	4.1	46	15	40	217	5.4	23	2
2013	Houston	8	8	121	542	4.5	23	1	22	183	8.3	41	1
2014	Houston	13	13	260	1,246	4.8	51	8	38	327	8.6	56t	5
2015	Houston	4	4	63	163	2.6	16	1	22	227	10.3	32	2
2016	Miami	1	1	13	38	2.9	9	0	3	62	20.7	50	0
NFL TOTALS		77	69	1,467	6,510	4.4	74t	54	252	2,330	9.2	78t	14

### 2016 GAME-BY-GAME STATISTICS

DATE	OPPONENT	P/S	RUSHING					RECEIVING					W/L	SCORE
			ATT	YDS	AVG	LG	TD	NO	YDS	AVG	LG	TD		
9/11	at Seattle	1/1	1	38	2.9	9	0	3	62	20.7	50	0	L	10-12
2016 TOTALS		1/1	1	38	2.9	9	0	3	62	20.7	50	0		


### SINGLE-GAME HIGHS

#### CAREER HIGHS

Rushes:	33	twice, last: vs. Jacksonville (10/30/11)
Rushing Yards:	231	vs. Indianapolis (9/12/10)
Longest Run:	74t	at Oakland (10/3/10)
TD Runs:	3	vs. Indianapolis (9/12/10)
Receptions:	9	three times, last: vs. Ind. (10/8/15)
Receiving Yards:	119	at Tennessee (10/23/11)
Longest Reception:	78t	twice, last: at Tampa Bay (11/13/11)
TD Receptions:	1	14 times, last: at Miami (10/25/15)

#### SEASON HIGHS

Rushes:	13	at Seattle (9/11/16)
Rushing Yards:	38	at Seattle (9/11/16)
Longest Run:	9	at Seattle (9/11/16)
TD Runs:	–	
Receptions:	3	at Seattle (9/11/16)
Receiving Yards:	62	at Seattle (9/11/16)
Longest Reception:	50	at Seattle (9/11/16)
TD Receptions:	–	



3 // K

ANDREW  
FRANKS

HT: 6-1 // WT: 202 // BORN: 1/11/93  
COLLEGE: RENSSELAER POLYTECHNIC INSTITUTE // ACQUIRED: FA, 2015  
NFL: SECOND SEASON // DOLPHINS: SECOND SEASON

#### KEY TRANSACTIONS

- Originally signed by the Dolphins as an undrafted college free agent on 5/8/15

**2016** - Converted 1-of-2 FGs and 1-of-1 PATs to score four points at **Seattle (9/11)** ... Kicked a game-high 41-yard FG in the second quarter.

### ANDREW FRANKS' NFL REGULAR SEASON STATISTICS

YEAR	TEAM	GP	FGM	FGA	PCT.	LG	XP	XPA	PCT.	BLK	PTS
2015	Miami	16	13	16	81.3	53	33	36	91.7	0	72
2016	Miami	1	1	2	50.0	41	1	1	100.0	0	4
NFL TOTALS		16	13	16	77.8	53	34	37	91.9	0	76

### 2016 GAME-BY-GAME STATISTICS

DATE	OPPONENT	P/S	FGM	FGA	PCT.	LG	XP	XPA	PCT.	BLK	PTS	W/L	SCORE
9/11	at Seattle	1/0	1	2	50.0	41	1	1	100.0	0	4	L	10-12
2016 TOTALS		1/0	1	2	50.0	41	1	1	100.0	0	4		

### SINGLE-GAME HIGHS

#### CAREER HIGHS

Most Points Scored:	8	twice, last: vs. Houston (10/25/15)
PATs Attempted:	6	vs. Houston (10/25/15)
PATs Made:	5	twice, last: vs. Houston (10/25/15)
Consecutive PATs Made:	8	(12/6/15 - 1/3/16)
FGs Attempted:	3	twice, last: last: vs. NE (1/3/16)
FGs Made:	2	four times, last: vs. NE (1/3/16)
Longest FG Attempt:	63	at New England (10/29/15)
Longest FG Made:	53	vs. Houston (10/25/15)

#### SEASON HIGHS

Most Points Scored:	4	at Seattle (9/11/16)
PATs Attempted:	1	at Seattle (9/11/16)
PATs Made:	1	at Seattle (9/11/16)
Consecutive PATs Made:	1	(9/11/16)
FGs Attempted:	2	at Seattle (9/11/16)
FGs Made:	1	at Seattle (9/11/16)
Longest FG Attempt:	41	at Seattle (9/11/16)
Longest FG Made:	41	at Seattle (9/11/16)







**19 // WR**

**JAKEEM GRANT**

HT: 5-7 // WT: 172 // BORN: 10/30/92  
 COLLEGE: TEXAS TECH '16 // ACQUIRED: D6A  
 NFL: ROOKIE SEASON // DOLPHINS: ROOKIE SEASON

#### KEY TRANSACTIONS

- Originally a sixth-round draft selection (186th overall) of the Dolphins in the 2016 NFL Draft

**2016** - Made NFL and Dolphins debut at **Seattle (9/11)** ... Served as the primary kick and punt returner for Miami ... Returned three punts for 16 yards (5.3 avg.) ... Returned two kickoffs for 67 yards (33.5 avg.).

### JAKEEM GRANT'S NFL REGULAR SEASON STATISTICS

YEAR	TEAM	GP	GS	RECEIVING					RUSHING				
				NO	YDS	AVG	LG	TD	ATT	YDS	AVG	LG	TD
2016	Miami	1	0	0	0	0.0	0	0	0	0	0.0	0	0
<b>NFL TOTALS</b>		<b>1</b>	<b>0</b>	<b>0</b>	<b>0</b>	<b>0.0</b>	<b>0</b>	<b>0</b>	<b>0</b>	<b>0</b>	<b>0.0</b>	<b>0</b>	<b>0</b>

### JAKEEM GRANT'S NFL RETURN STATS

KICKOFF									PUNT					
YEAR	TEAM	GP	GS	RET.	YDS	AVG	LG	TD	NO.	FC	YDS.	AVG.	LG	TD
2016	Miami	1	0	2	67	33.5	45	0	3	0	16	5.3	7	0
NFL TOTALS		1	0	2	67	33.5	45	0	3	0	16	5.3	7	0

### 2016 GAME-BY-GAME STATISTICS

DATE	OPPONENT	P/S	RECEIVING					RUSHING					W/L	SCORE
			NO	YDS	AVG	LG	TD	ATT	YDS	AVG	LG	TD		
9/11	at Seattle	1/0	0	0	0.0	0	0	0	0	0.0	0	0	L	10-12
<b>2016 TOTALS</b>		<b>1/0</b>	<b>0</b>	<b>0</b>	<b>0.0</b>	<b>0</b>	<b>0</b>	<b>0</b>	<b>0</b>	<b>0.0</b>	<b>0</b>	<b>0</b>		

### SINGLE-GAME HIGHS

**CAREER HIGHS**

Receptions: —

Receiving Yards: —

Longest Reception: —

TD Receptions: —

Rushes: —

Rushing Yards: —

Longest Rush: —

**SEASON HIGHS**

Receptions: —

Receiving Yards: —

Longest Reception: —


TD Reception: —

Rushes: —

Rushing Yards: —

Longest Rush: —





48 // TE

MARQUEIS GRAY

HT: 6-4 // WT: 255 // BORN: 11/7/89  
 COLLEGE: MINNESOTA '13 // ACQUIRED: FA, 2016  
 NFL: FOURTH SEASON // DOLPHINS: FIRST SEASON

#### KEY TRANSACTIONS

- Signed by the Dolphins as a free agent on 3/31/16
- Signed by San Francisco as a undrafted college free agent on 5/7/13

**2016** - Appeared on special teams at **Seattle (9/11)** ... Recorded one assisted special teams tackle.

### MarQueis GRAY'S NFL REGULAR SEASON STATISTICS

YEAR	TEAM	GP	GS	RECEIVING					RUSHING				
				NO	YDS	AVG	LG	TD	ATT	YDS	AVG	LG	TD
2013	Cleveland	12	2	2	8	14.0	5	0	6	43	7.2	18	0
2014	Min./Buf.	13	5	9	134	14.9	41	0	0	0	0.0	0	0
2015	Buffalo	4	0	1	2	2.0	2	0	0	0	0.0	0	0
2016	Miami	1	0	0	0	0.0	0	0	0	0	0.0	0	0
<b>NFL TOTALS</b>		<b>30</b>	<b>7</b>	<b>12</b>	<b>144</b>	<b>12.0</b>	<b>41</b>	<b>0</b>	<b>6</b>	<b>43</b>	<b>7.2</b>	<b>18</b>	<b>0</b>

### 2016 GAME-BY-GAME STATISTICS

DATE	OPPONENT	P/S	RECEIVING					RUSHING					W/L	SCORE
			NO	YDS	AVG	LG	TD	ATT	YDS	AVG	LG	TD		
9/11	at Seattle	1/0	0	0	0.0	0	0	0	0	0.0	0	0	L	10-12
<b>2016 TOTALS</b>														

### SINGLE-GAME HIGHS

**CAREER HIGHS**  
**Receptions:** 3 at New England (12/28/14)  
**Receiving Yards:** 71 vs. Cleveland (11/30/14)  
**Longest Reception:** 41 vs. Cleveland (11/30/14)  
**TD Reception:** –

**SEASON HIGHS**  
**Receptions:** –  
**Receiving Yards:** –  
**Longest Reception:** –  
**TD Receptions** –





46 // LB

NEVILLE HEWITT

HT: 6-2 // WT: 232 // BORN: 4/6/93  
 COLLEGE: MARSHALL '15 // ACQUIRED: FA, 2015  
 NFL: SECOND SEASON // DOLPHINS: SECOND SEASON

#### KEY TRANSACTIONS

- Originally signed by the Dolphins as an undrafted college free agent on 5/8/15

2016 - Played at **Seattle (9/11)**, appearing on special teams.

### NEVILLE HEWITT'S NFL REGULAR SEASON STATISTICS

YEAR	TEAM	GP	GS	TACKLES					INTERCEPTIONS					FUMBLES		
				TOT	SOLO	ASST	SK	YDS	NO	YDS	LG	TD	PD	FF	FR	YDS
2015	Miami	16	2	32	22	10	0.0	0	1	0	0	0	3	0	0	0
2016	Miami	1	0	0	0	0	0.0	0	0	0	0	0	0	0	0	0
NFL TOTALS		17	2	32	22	10	0.0	0	1	0	0	0	3	0	0	0

### 2016 GAME-BY-GAME STATISTICS

DATE	OPPONENT	P/S	TCK	SOLO	AST	SK	YDS	INT	YDS	PD	FF	FR
9/11	at Seattle	1/0	0	0	0	0.0	0	0	0	0	0	0
2016 TOTALS		1/0	0	0	0	0.0	0	0	0	0	0	0

### SINGLE-GAME HIGHS

#### CAREER HIGHS

Tackles:	6	twice, last: vs. New England (1/3/16)
Sacks:	—	
Interceptions:	1	vs. Dallas (11/22/15)
Passes Defensed:	1	three times, last: vs. NE (1/3/16)
Forced Fumbles:	—	
Fumble Recoveries:	—	

#### SEASON HIGHS

Tackles:	—
Sacks:	—
Interceptions:	—
Passes Defensed:	—
Forced Fumbles:	—
Fumble Recoveries:	—





**25 // CB**

**XAVIEN HOWARD**

HT: 6-1 // WT: 198 // BORN: 7/4/93  
 COLLEGE: BAYLOR '16 // ACQUIRED: D2, 38  
 NFL: ROOKIE SEASON // DOLPHINS: ROOKIE SEASON

#### KEY TRANSACTIONS

- Originally a second-round selection (38th overall) of the Dolphins in the 2016 NFL Draft

**2016** - Made first career start at **Seattle (9/11)** in his NFL and Dolphins debut ... Became the first Dolphins rookie to start Week 1 at cornerback since Sean Smith (2009) ... Recorded 11 tackles (six solo).

### XAVIEN HOWARD'S NFL REGULAR SEASON STATISTICS

YEAR	TEAM	GP	GS	TACKLES					INTERCEPTIONS					FUMBLES		
				TOT	SOLO	ASST	SK	YDS	NO	YDS	LG	TD	PD	FF	FR	YDS
2016	Miami	1	1	11	6	5	0.0	0	0	0	0	0	0	0	0	0
NFL TOTALS		1	1	11	6	5	0.0	0	0	0	0	0	0	0	0	0

### 2016 GAME-BY-GAME STATISTICS

DATE	OPPONENT	P/S	TCK	SOLO	AST	SK	YDS	INT	YDS	PD	FF	FR
9/11	at Seattle	1/1	11	6	5	0.0	0	0	0	0	0	0
2016 TOTALS		1/1	11	6	5	0.0	0	0	0	0	0	0

### SINGLE-GAME HIGHS

#### CAREER HIGHS

**Tackles:** 11 at Seattle (9/11/16)  
**Sacks:** —  
**Interceptions:** —  
**Passes Defensed:** —  
**Forced Fumbles:** —  
**Fumble Recoveries:** —

#### SEASON HIGHS

**Tackles:** 11 at Seattle (9/11/16)  
**Sacks:** —  
**Interceptions:** —  
**Passes Defensed:** —  
**Forced Fumbles:** —  
**Fumble Recoveries:** —







45 // LB

MIKE HULL

HT: 6-0 // WT: 233 // BORN: 5/25/91  
 COLLEGE: PENN STATE '15 // ACQUIRED: FA, 2015  
 NFL: SECOND SEASON // DOLPHINS: SECOND SEASON

#### KEY TRANSACTIONS

- Signed to the Dolphins' active roster on 1/2/16
- Originally signed by the Dolphins as an undrafted college free agent on 5/8/15

**2016** - Played at **Seattle (9/11)** ... Recorded one assisted special teams tackle.

### MIKE HULL'S NFL REGULAR SEASON STATISTICS

YEAR	TEAM	GP	GS	TACKLES					INTERCEPTIONS					FUMBLES		
				TOT	SOLO	ASST	SK	YDS	NO	YDS	LG	TD	PD	FF	FR	YDS
2015	Miami	3	0	1	1	0	0.0	0	0	0	0	0	0	0	0	0
2016	Miami	1	0	0	0	0	0.0	0	0	0	0	0	0	0	0	0
NFL TOTALS		4	0	1	1	0	0.0	0	0	0	0	0	0	0	0	0

### 2016 GAME-BY-GAME STATISTICS

DATE	OPPONENT	P/S	TCK	SOLO	AST	SK	YDS	INT	YDS	PD	FF	FR
9/11	at Seattle	1/0	0	0	0	0	0	0	0	0	0	0
2016 TOTALS		1/0	0	0	0	0	0	0	0	0	0	0

### SINGLE-GAME HIGHS

**CAREER HIGHS**  
 Tackles: 1 at Philadelphia (11/15/15)  
 Sacks: —  
 Interceptions: —  
 Passes Defensed: —  
 Forced Fumbles: —  
 Fumble Recoveries: —

**SEASON HIGHS**  
 Tackles: —  
 Sacks: —  
 Interceptions: —  
 Passes Defensed: —  
 Forced Fumbles: —  
 Fumble Recoveries: —



15 // WR

JUSTIN  
HUNTER

HT: 6-4 // WT: 203 // BORN: 5/20/91  
COLLEGE: TENNESSEE '13 // ACQUIRED: WAI (TEN.), 2016  
NFL: FOURTH SEASON // DOLPHINS: FIRST SEASON

#### KEY TRANSACTIONS

- Acquired off Waivers (Ten.) by the Dolphins on 9/4/16
- Originally a second-round selection (34th overall) of Tennessee in the 2013 NFL Draft

2016 - Made Dolphins debut, but did not record any statistics at **Seattle (9/11)**.

### JUSTIN HUNTER'S NFL REGULAR SEASON STATISTICS

YEAR	TEAM	GP	GS	RECEIVING					RUSHING				
				NO	YDS	AVG	LG	TD	ATT	YDS	AVG	LG	TD
2013	Tennessee	14	0	18	354	19.7	57	4	0	0	0.0	0	0
2014	Tennessee	12	8	28	498	17.8	75t	3	0	0	0.0	0	0
2015	Tennessee	9	5	22	264	12.0	29	1	0	0	0.0	0	0
2016	Miami	1	0	0	0	0.0	0	0	0	0	0.0	0	0
NFL TOTALS		35	13	68	1,116	16.4	75t	8	0	0	0.0	0	0

### 2016 GAME-BY-GAME STATISTICS

DATE	OPPONENT	P/S	RECEIVING					RUSHING					W/L	SCORE
			NO	YDS	AVG	LG	TD	ATT	YDS	AVG	LG	TD		
9/11	at Seattle	1/0	0	0	0.0	0	0	0	0	0.0	0	0	L	10-12
2016 TOTALS		1/0	0	0	0.0	0	0	0	0	0.0	0	0		

### SINGLE-GAME HIGHS


#### CAREER HIGHS

Receptions:	6	at Oakland (11/24/13)
Receiving Yards:	114	at Denver (12/8/13)
Longest Reception:	75t	vs. Cleveland (10/5/14)
TD Receptions:	1	eight times, last: at NO (11/8/15)
Rushes:	—	
Rushing Yards:	—	
Longest Rush:	—	

#### SEASON HIGHS

Receptions:	—
Receiving Yards:	—
Longest Reception:	—
TD Reception:	—
Rushes:	—
Rushing Yards:	—
Longest Rush:	—





70 // T

JA'WUAN  
JAMES

HT: 6-6 // WT: 307 // BORN: 6/3/92  
COLLEGE: TENNESSEE '14 // ACQUIRED: D1, 2014  
NFL: THIRD SEASON // DOLPHINS: THIRD SEASON

#### KEY TRANSACTIONS

- Originally a first-round selection (19th overall) of the Dolphins in the 2014 NFL Draft

**2016** - Started at right tackle at **Seattle (9/11)** ... Protected QB Ryan Tannehill who completed 16-of-29 passes for 186 yards.

### JA'WUAN JAMES' NFL REGULAR SEASON STATISTICS

**GAMES/STARTS:** 2014: 16/16, 2015: 7/7, 2016: 1/1

**NFL TOTALS: 24/24**





53 // LB

JELANI JENKINS

HT: 6-0 // WT: 240 // BORN: 3/13/92  
 COLLEGE: FLORIDA '13 // ACQUIRED: D4A, 2013  
 NFL: FOURTH SEASON // DOLPHINS: FOURTH SEASON

#### KEY TRANSACTIONS

- Originally was a fourth-round selection (104th overall) of the Dolphins in the 2013 NFL Draft

2016 - Recorded seven tackles (one solo) at **Seattle (9/11)**.

### JELANI JENKINS' NFL REGULAR SEASON STATISTICS

YEAR	TEAM	GP	GS	TACKLES					INTERCEPTIONS					FUMBLES		
				TOT	SOLO	ASST	SK	YDS	NO	YDS	LG	TD	PD	FF	FR	YDS
2013	Miami	16	0	11	10	1	0.0	0.0	0	0	0	0	0	0	0	0
2014	Miami	15	14	108	81	27	3.5	26.5	0	0	0	0	1	2	0	0
2015	Miami	13	13	71	50	21	6.0	0.0	0	0	0	0	3	1	1	0
2016	Miami	1	0	7	1	6	0.0	0.0	0	0	0	0	0	0	0	0
NFL TOTALS		45	27	197	142	55	3.5	26.5	0	0	0	0	4	3	1	0

### 2016 GAME-BY-GAME STATISTICS

DATE	OPPONENT	P/S	TCK	SOLO	AST	SK	YDS	INT	YDS	PD	FF	FR
9/11	at Seattle	1/0	7	1	6	0.0	0	0	0	0	0	0
2016 TOTALS		1/0	7	1	6	0.0	0	0	0	0	0	0

### SINGLE-GAME HIGHS

CAREER HIGHS		
Tackles:	16	at N.Y. Jets (12/1/14)
Sacks:	1.5	vs. Kansas City (9/21/14)
Interceptions:	—	
Passes Defensed:	1	four times, last: vs. Baltimore (12/6/15)
Forced Fumbles:	1	three times, last: vs. Houston (10/25/15)
Fumble Recoveries:	1	at Tennessee (10/18/15)

SEASON HIGHS		
Tackles:	7	at Seattle (9/11)
Sacks:	—	
Interceptions:	—	
Passes Defensed:	—	
Forced Fumbles:	—	
Fumble Recoveries:	—	







**98 // DE**

**JASON JONES**

HT: 6-5 // WT: 278 // BORN: 5/23/86  
 COLLEGE: EASTERN MICHIGAN '08 // ACQUIRED: UFA, 2016  
 NFL: NINTH SEASON // DOLPHINS: FIRST SEASON

#### KEY TRANSACTIONS

- Signed by the Dolphins as an unrestricted free agent on 5/16/2016
- Originally a second-round selection (54th overall) by Tennessee in the 2008 NFL Draft

**2016** - Recorded two assisted tackles, 0.5 sacks and two QBHs at **Seattle (9/11)** ... Sacked QB Russell Wilson along with DE Jordan Phillips in the second quarter ... Also blocked a K Steven Hauschka PAT with :35 seconds remaining in the fourth quarter.

### JASON JONES' NFL REGULAR SEASON STATISTICS

YEAR	TEAM	GP	GS	TACKLES					INTERCEPTIONS					FUMBLES		
				TOT	SOLO	ASST	SK	YDS	NO	YDS	LG	TD	PD	FF	FR	YDS
2008	Tennessee	13	3	31	24	7	5.0	31.5	0	0	0	0	2	3	0	0
2009	Tennessee	7	0	15	9	6	4.0	29.0	0	0	0	0	5	0	0	0
2010	Tennessee	15	15	38	33	5	3.5	28.0	0	0	0	0	3	3	0	0
2011	Tennessee	14	13	27	18	9	3.0	21.0	0	0	0	0	5	1	0	0
2012	Seattle	12	0	10	7	3	3.0	15.0	0	0	0	0	4	0	1	3
2013	Detroit	3	3	1	1	0	0.0	0.0	0	0	0	0	1	0	0	0
2014	Detroit	16	16	22	14	8	5.0	33.5	0	0	0	0	3	2	0	0
2015	Detroit	15	15	31	27	4	4.5	29.5	0	0	0	0	1	1	0	0
2016	Miami	1	1	2	0	2	0.5	0.0	0	0	0	0	0	0	0	0
<b>NFL TOTALS</b>		<b>96</b>	<b>66</b>	<b>177</b>	<b>133</b>	<b>44</b>	<b>28.5</b>	<b>187.5</b>	<b>0</b>	<b>0</b>	<b>0</b>	<b>0</b>	<b>24</b>	<b>10</b>	<b>1</b>	<b>3</b>

### 2016 GAME-BY-GAME STATISTICS

DATE	OPPONENT	P/S	TCK	SOLO	AST	SK	YDS	INT	YDS	PD	FF	FR
9/11	at Seattle	1/1	2	0	2	0.5	0	0	0	0	0	0
<b>2016 TOTALS</b>		<b>1/1</b>	<b>2</b>	<b>0</b>	<b>2</b>	<b>0.5</b>	<b>0</b>	<b>0</b>	<b>0</b>	<b>0</b>	<b>0</b>	<b>0</b>

### SINGLE-GAME HIGHS

#### CAREER HIGHS

**Tackles:** 5 three times, last: vs. Ind. (10/30/11)  
**Sacks:** 3.5 vs. Pittsburgh (12/21/08)  
**Interceptions:** —  
**Passes Defensed:** 2 three times, last: at Arizona (9/9/12)  
**Forced Fumbles:** 3 vs. Pittsburgh (12/21/08)  
**Fumble Recoveries:** 1 vs. N.Y. Jets (11/11/12)

#### SEASON HIGHS

**Tackles:** 2 at Seattle (9/11/16)  
**Sacks:** 0.5 at Seattle (9/11/16)  
**Interceptions:** —  
**Passes Defensed:** —  
**Forced Fumbles:** —  
**Fumble Recoveries:** —





20 // S

RESHAD JONES

HT: 6-1 // WT: 214 // BORN: 2/25/88  
 COLLEGE: GEORGIA '10 // ACQUIRED: D5B, 2010  
 NFL: SEVENTH SEASON // DOLPHINS: SEVENTH SEASON

#### KEY TRANSACTIONS

- Originally was a fifth-round selection (163rd overall) of the Dolphins in the 2010 NFL Draft

**2016** - Led the team with 12 tackles (six solo), one tackle for loss and one pass defended at **Seattle (9/11)** ... Voted by teammates to serve as a season-long captain.

### RESHAD JONES' NFL REGULAR SEASON STATISTICS

YEAR	TEAM	GP	GS	TACKLES					INTERCEPTIONS					FUMBLES		
				TOT	SOLO	ASST	SK	YDS	NO	YDS	LG	TD	PD	FF	FR	YDS
2010	Miami	13	2	14	11	3	1.0	10.0	1	0	0	0	2	0	1	0
2011	Miami	15	12	62	45	17	2.0	14.0	1	1	1	0	4	0	0	0
2012	Miami	16	16	94	73	21	1.0	5.0	4	28	15	0	9	2	2	24
2013	Miami	16	16	107	84	23	1.5	9.0	1	25	25t	1	4	0	0	0
2014	Miami	12	12	79	70	9	1.0	8.0	3	62	50	0	7	1	0	0
2015	Miami	16	16	135	106	29	2.0	13.0	5	104	42	2	10	0	1	9
2016	Miami	1	1	12	6	6	0.0	0.0	0	0	0	0	1	0	0	0
NFL TOTALS		89	75	503	395	108	8.5	59.0	15	220	50	3	37	3	4	33

### 2016 GAME-BY-GAME STATISTICS

DATE	OPPONENT	P/S	TCK	SOLO	AST	SK	YDS	INT	YDS	PD	FF	FR
9/11	at Seattle	1/1	12	6	6	0.0	0	0	0	1	0	0
2016 TOTALS		1/1	12	6	6	0.0	0	0	0	1	0	0

### SINGLE-GAME HIGHS

#### CAREER HIGHS

Tackles:	14	at Buffalo (11/15/12)
Sacks:	1	eight times, last: at Phi. (11/15/15)
Interceptions:	1	15 times, last: at San Diego (12/20/15)
Passes Defensed:	2	four times, last: vs. Houston (10/25/15)
Forced Fumbles:	1	three times, last: vs. N.Y. Jets (12/28/14)
Fumble Recoveries:	2	vs. Buffalo (12/23/12)

#### SEASON HIGHS

Tackles:	12	at Seattle (9/11/16)
Sacks:	—	
Interceptions:	—	
Passes Defensed:	1	at Seattle (9/11/16)
Forced Fumbles:	—	
Fumble Recoveries:	—	





14 // WR

JARVIS LANDRY

HT: 5-11 // WT: 206 // BORN: 11/28/92  
 COLLEGE: LOUISIANA STATE '15 // ACQUIRED: D2, 2014  
 NFL: THIRD SEASON // DOLPHINS: THIRD SEASON

#### KEY TRANSACTIONS

- Originally a second-round draft selection (63rd overall) of the Dolphins in the 2014 NFL Draft

**2016** - Recorded seven receptions for 59 yards (8.4 avg.) at **Seattle (9/11)** ... Also returned one punt for 16 yards (16.0 avg.) ... Became fastest player in NFL history to reach 200 career receptions (33 games).

### JARVIS LANDRY'S NFL REGULAR SEASON STATISTICS

YEAR	TEAM	GP	GS	RECEIVING					RUSHING				
				NO	YDS	AVG	LG	TD	ATT	YDS	AVG	LG	TD
2014	Miami	16	11	84	758	9.0	25	5	2	-4	-2.0	4	0
2015	Miami	16	14	110	1,157	10.5	50t	4	18	113	6.3	22t	1
2016	Miami	1	1	7	59	8.4	28	0	0	0	0.0	0	0
NFL TOTALS		33	26	201	1,974	9.8	50t	9	20	109	5.5	22t	1

### JARVIS LANDRY'S NFL RETURN STATS

KICKOFF									PUNT					
YEAR	TEAM	GP	GS	RET.	YDS	AVG	LG	TD	NO.	FC	YDS.	AVG.	LG	TD
2014	Miami	16	11	34	954	28.1	74	0	25	19	204	8.2	32	0
2015	Miami	16	14	13	321	24.7	50	0	36	16	356	9.9	69t	1
2016	Miami	1	1	0	0	0.0	0	0	1	2	16	16.0	16	0
NFL TOTALS		33	26	47	1,275	27.1	74	0	62	37	576	9.3	69t	1

### 2016 GAME-BY-GAME STATISTICS

DATE	OPPONENT	P/S	RECEIVING					RUSHING					W/L	SCORE
			NO	YDS	AVG	LG	TD	ATT	YDS	AVG	LG	TD		
9/11	at Seattle	1/1	7	59	8.4	28	0	0	0	0.0	0	0	L	10-12
2016 TOTALS		1/1	7	59	8.4	28	0	0	0	0.0	0	0		

### SINGLE-GAME HIGHS


#### CAREER HIGHS

Receptions:	13	at N.Y. Jets (11/29/15)
Receiving Yards:	165	at N.Y. Jets (11/29/15)
Longest Reception:	50t	vs. Houston (10/25/15)
TD Receptions:	2	twice, last: vs. Houston (10/25/15)
Rushes:	5	at Buffalo (11/8/15)
Rushing Yards:	29	vs. N.Y. Jets (London, 10/4/14)
Longest Rush:	22t	at Tennessee (10/18/15)

#### SEASON HIGHS

Receptions:	7	at Seattle (9/11/16)
Receiving Yards:	59	at Seattle (9/11/16)
Longest Reception:	28	at Seattle (9/11/16)
TD Reception:	—	
Rushes:	—	
Rushing Yards:	—	
Longest Rush:	—	





36 // CB

TONY LIPPETT

HT: 6-3 // WT: 194 // BORN: 7/2/92  
 COLLEGE: MICHIGAN STATE '15 // ACQUIRED: D5D, 2015  
 NFL: SECOND SEASON // DOLPHINS: SECOND SEASON

#### KEY TRANSACTIONS

- Originally was a fifth-round selection (156th overall) of the Dolphins in the 2015 NFL Draft

2016 - Played on special teams at **Seattle (9/11)**.

### TONY LIPPETT'S NFL REGULAR SEASON STATISTICS

YEAR	TEAM	GP	GS	TACKLES					INTERCEPTIONS					FUMBLES		
				TOT	SOLO	ASST	SK	YDS	NO	YDS	LG	TD	PD	FF	FR	YDS
2015	Miami	9	0	10	9	1	0.0	0.0	0	0	0	0	1	0	0	0
2016	Miami	1	0	0	0	0	0.0	0.0	0	0	0	0	0	0	0	0
NFL TOTALS		10	0	10	9	1	0.0	0.0	0	0	0	0	1	0	0	0

### 2016 GAME-BY-GAME STATISTICS

DATE	OPPONENT	P/S	TCK	SOLO	AST	SK	YDS	INT	YDS	PD	FF	FR
9/11	at Seattle	1/0	0	0	0	0.0	0	0	0	0	0	0
2016 TOTALS		1/0	0	0	0	0.0	0	0	0	0	0	0

### SINGLE-GAME HIGHS

#### CAREER HIGHS

Tackles: 5 vs. Indianapolis (12/27/15)  
 Sacks: —  
 Interceptions: —  
 Passes Defensed: 1 vs. New England (1/3/16)  
 Forced Fumbles: —  
 Fumble Recoveries: —

#### SEASON HIGHS

Tackles: —  
 Sacks: —  
 Interceptions: —  
 Passes Defensed: —  
 Forced Fumbles: —  
 Fumble Recoveries: —







**21 // CB**

**JORDAN LUCAS**

HT: 6-0 // WT: 204 // BORN: 8/2/93  
 COLLEGE: PENN STATE '16 // ACQUIRED: D6B, 2016  
 NFL: ROOKIE SEASON // DOLPHINS: ROOKIE SEASON

**KEY TRANSACTIONS**

- Originally a sixth-round selection (204th overall) by the Dolphins in the 2016 NFL Draft

**2016** - Made NFL and Dolphins debut on special teams at **Seattle (9/11)**.

JORDAN LUCAS' NFL REGULAR SEASON STATISTICS																
YEAR	TEAM	GP	GS	TACKLES					INTERCEPTIONS					FUMBLES		
				TOT	SOLO	ASST	SK	YDS	NO	YDS	LG	TD	PD	FF	FR	YDS
2016	Miami	1	0	0	0	0	0.0	0	0	0	0	0	0	0	0	0
NFL TOTALS		1	0	0	0	0	0.0	0	0	0	0	0	0	0	0	0

2016 GAME-BY-GAME STATISTICS												
DATE	OPPONENT	P/S	TCK	SOLO	AST	SK	YDS	INT	YDS	PD	FF	FR
9/11	at Seattle	1/0	0	0	0	0.0	0	0	0	0	0	0
2016 TOTALS		1/0	0	0	0	0.0	0	0	0	0	0	0

## SINGLE-GAME HIGHS

**CAREER HIGHS**

Tackles: —

Sacks: —

Interceptions: —

Passes Defensed: —

Forced Fumbles: —

Fumble Recoveries: —

**SEASON HIGHS**

Tackles: —

Sacks: —

Interceptions: —

Passes Defensed: —

Forced Fumbles: —

Fumble Recoveries: —





41 // CB

BYRON  
MAXWELL

HT: 6-1 // WT: 203 // BORN: 2/23/88  
 COLLEGE: CLEMSON '11 // ACQUIRED: T, 2016 (PHI.)  
 NFL: SIXTH SEASON // DOLPHINS: FIRST SEASON

#### KEY TRANSACTIONS

- Acquired by the Dolphins in a trade from Philadelphia on 3/9/16
- Originally a sixth-round selection (173rd overall) by Seattle in the 2011 NFL Draft

**2016** - Made first start for the Dolphins at **Seattle (9/11)** ... Recorded four solo tackles and one pass defended ... Also served as a game captain.

## BYRON MAXWELL'S NFL REGULAR SEASON STATISTICS

YEAR	TEAM	GP	GS	TACKLES					INTERCEPTIONS					FUMBLES		
				TOT	SOLO	ASST	SK	YDS	NO	YDS	LG	TD	PD	FF	FR	YDS
2011	Seattle	9	0	0	0	0	0.0	0.0	0	0	0	0	0	0	1	0
2012	Seattle	9	0	6	6	0	0.0	0.0	0	0	0	0	2	1	1	11
2013	Seattle	16	5	25	22	3	0.0	0.0	4	6	6	0	12	1	1	11
2014	Seattle	13	12	39	35	4	0.0	0.0	2	23	21	0	12	1	1	0
2015	Philadelphia	14	14	64	53	11	0.0	0.0	2	22	22	0	10	2	1	2
2016	Miami	1	1	4	4	0	0.0	0.0	0	0	0	0	1	0	0	0
NFL TOTALS		62	32	138	120	18	0.0	0.0	8	51	22	0	37	5	5	13

## 2016 GAME-BY-GAME STATISTICS

DATE	OPPONENT	P/S	TCK	SOLO	AST	SK	YDS	INT	YDS	PD	FF	FR
9/11	at Seattle	1/1	4	4	0	0.0	0	0	0	1	0	0
2016 TOTALS		1/1	4	4	0	0.0	0	0	0	1	0	0

## SINGLE-GAME HIGHS


#### CAREER HIGHS

**Tackles:** 9 vs. Denver (9/21/14)  
**Sacks:** –  
**Interceptions:** 2 at N.Y. Giants (12/15/13)  
**Passes Defensed:** 3 at San Francisco (12/08/13)  
**Forced Fumbles:** 1 five times, last: vs. Buffalo (12/13/15)  
**Fumble Recoveries:** 1 five times, last: vs. NO (10/11/15)

#### SEASON HIGHS

**Tackles:** 4 at Seattle (9/11/16)  
**Sacks:** –  
**Interceptions:** –  
**Passes Defensed:** 1 at Seattle (9/11/16)  
**Forced Fumbles:** –  
**Fumble Recoveries:** –





28 // CB

BOBBY  
McCAIN

HT: 5-11 // WT: 192 // BORN: 8/18/93  
 COLLEGE: MEMPHIS '15 // ACQUIRED: D5A, 2015  
 NFL: SECOND SEASON // DOLPHINS: SECOND SEASON

#### KEY TRANSACTIONS

- Originally a fifth-round selection (145 overall) of the Dolphins in the 2015 NFL Draft

**2016** - Recorded two tackles (one solo) at **Seattle (9/11)**.

### BOBBY McCAIN'S NFL REGULAR SEASON STATISTICS

YEAR	TEAM	GP	GS	TACKLES					INTERCEPTIONS					FUMBLES		
				TOT	SOLO	ASST	SK	YDS	NO	YDS	LG	TD	PD	FF	FR	YDS
2015	Miami	16	4	22	19	3	0.0	0.0	0	0	0	0	4	0	0	0
2016	Miami	1	0	2	1	1	0.0	0.0	0	0	0	0	0	0	0	0
NFL TOTALS		17	4	24	20	4	0.0	0.0	0	0	0	0	4	0	0	0

### 2016 GAME-BY-GAME STATISTICS

DATE	OPPONENT	P/S	TCK	SOLO	AST	SK	YDS	INT	YDS	PD	FF	FR
9/11	at Seattle	1/0	2	1	1	0.0	0	0	0	0	0	0
2016 TOTALS		1/0	2	1	1	0.0	0	0	0	0	0	0

### SINGLE-GAME HIGHS

#### CAREER HIGHS

Tackles: 7 vs. Baltimore (12/6/15)  
 Sacks: —  
 Interceptions: —  
 Passes Defensed: 2 vs. Houston (10/25/15)  
 Forced Fumbles: —  
 Fumble Recoveries: —

#### SEASON HIGHS

Tackles: 2 at Seattle (9/11/16)  
 Sacks: —  
 Interceptions: —  
 Passes Defensed: —  
 Forced Fumbles: —  
 Fumble Recoveries: —





**55 // LB**

**KOA MISI**

HT: **6-3** // WT: **256** // BORN: **1/17/87**  
 COLLEGE: **UTAH '10** // ACQUIRED: **D2, 2010**  
 NFL: **SEVENTH SEASON** // DOLPHINS: **SEVENTH SEASON**

#### KEY TRANSACTIONS

- Originally a second-round selection (40th overall) of Miami in the 2010 NFL Draft

**2016** - Recorded 10 tackles (five solo) at **Seattle (9/11)**.

### KOA MISI'S NFL REGULAR SEASON STATISTICS

YEAR	TEAM	GP	GS	TACKLES					INTERCEPTIONS					FUMBLES		
				TOT	SOLO	ASST	SK	YDS	NO	YDS	LG	TD	PD	FF	FR	YDS
2010	Miami	16	11	41	29	12	4.5	19.5	0	0	0	0	2	0	2	0
2011	Miami	12	9	31	23	8	1.0	7.0	0	0	0	0	1	0	0	0
2012	Miami	14	14	60	47	13	3.5	15.5	0	0	0	0	2	2	0	0
2013	Miami	15	12	54	34	20	2.0	16.0	0	0	0	0	3	0	0	0
2014	Miami	11	11	64	49	15	1.0	8.0	0	0	0	0	1	0	1	0
2015	Miami	13	13	78	59	19	0.0	0.0	0	0	0	0	1	0	0	0
2016	Miami	1	1	10	5	5	0.0	0.0	0	0	0	0	0	0	0	0
<b>NFL TOTALS</b>		<b>82</b>	<b>71</b>	<b>338</b>	<b>246</b>	<b>92</b>	<b>12.0</b>	<b>66.0</b>	<b>0</b>	<b>0</b>	<b>0</b>	<b>0</b>	<b>10</b>	<b>2</b>	<b>3</b>	<b>0</b>

### 2016 GAME-BY-GAME STATISTICS

DATE	OPPONENT	P/S	TCK	SOLO	AST	SK	YDS	INT	YDS	PD	FF	FR
9/11	at Seattle	1/1	10	5	5	0.0	0	0	0	0	0	0
<b>2016 TOTALS</b>		<b>1/1</b>	<b>10</b>	<b>5</b>	<b>5</b>	<b>0.0</b>	<b>0</b>	<b>0</b>	<b>0</b>	<b>0</b>	<b>0</b>	<b>0</b>

### SINGLE-GAME HIGHS

#### CAREER HIGHS

**Tackles:** 11 twice, last: at Washington (9/13/15)  
**Sacks:** 1.5 at Arizona (9/30/12)  
**Interceptions:** —  
**Passes Defensed:** 1 10 times, last: vs. N.Y. Jets (10/4/15)  
**Forced Fumbles:** 1 twice, last: at Cincinnati (10/7/12)  
**Fumble Recoveries:** 1 three times, last: at Chi. (10/19/14)

#### SEASON HIGHS

**Tackles:** 10 at Seattle (9/11/16)  
**Sacks:** —  
**Interceptions:** —  
**Passes Defensed:** —  
**Forced Fumbles:** —  
**Fumble Recoveries:** —







**90 // DT**

**EARL MITCHELL**

HT: 6-3 // WT: 310 // BORN: 9/25/87  
 COLLEGE: ARIZONA '10 // ACQUIRED: UFA, 2014 (HOU.)  
 NFL: SEVENTH SEASON // DOLPHINS: THIRD SEASON

**KEY TRANSACTIONS**

- Signed by the Dolphins as an unrestricted free agent on 3/12/14
- Originally a third-round selection (81st overall) of Houston in the 2010 NFL Draft

**2016** - Recorded one assisted tackle at **Seattle (9/11)**.


EARL MITCHELL'S NFL REGULAR SEASON STATISTICS																
YEAR	TEAM	GP	GS	TACKLES					INTERCEPTIONS					FUMBLES		
				TOT	SOLO	ASST	SK	YDS	NO	YDS	LG	TD	PD	FF	FR	YDS
2010	Houston	15	0	28	18	10	1.0	8.0	0	0	0	0	0	0	0	0
2011	Houston	16	0	27	14	13	1.0	0.0	0	0	0	0	1	0	2	0
2012	Houston	16	3	31	19	12	0.0	0.0	0	0	0	0	3	1	0	0
2013	Houston	16	14	48	30	18	1.5	9.5	0	0	0	0	0	0	0	0
2014	Miami	16	4	33	21	12	2.0	12.0	0	0	0	0	1	0	0	0
2015	Miami	12	12	22	14	8	0.0	0.0	0	0	0	0	0	0	0	0
2016	Miami	1	0	1	0	1	0.0	0.0	0	0	0	0	0	0	0	0
NFL TOTALS		92	33	190	116	74	5.5	29.5	0	0	0	0	5	1	2	0

2016 GAME-BY-GAME STATISTICS														
DATE	OPPONENT	P/S	TCK	SOLO	AST	SK	YDS	INT	YDS	PD	FF	FR		
9/11	at Seattle	1/0	1	0	1	0.0	0	0	0	0	0	0		
2016 TOTALS		1/0	1	0	1	0.0	0	0	0	0	0	0		

## SINGLE-GAME HIGHS

CAREER HIGHS					SEASON HIGHS				
Tackles:	6	vs. Tennessee (1/1/12)	Tackles:	1	at Seattle (9/11/16)				
Sacks:	1	five times, last: vs. Buffalo (11/13/14)	Sacks:	—					
Interceptions:	—		Interceptions:	—					
Passes Defensed:	2	at Denver (9/23/12)	Passes Defensed:	—					
Forced Fumbles:	1	at New England (12/10/12)	Forced Fumbles:	—					
Fumble Recoveries:	1	twice, last: at Cincinnati (12/11/11)	Fumble Recoveries:	—					





**8 // QB**

**MATT MOORE**

HT: 6-3 // WT: 225 // BORN: 8/9/84  
 COLLEGE: OREGON STATE '07 // ACQUIRED: UFA, 2011 (CAR.)  
 NFL: 10TH SEASON // DOLPHINS: SIXTH SEASON

### KEY TRANSACTIONS

- Signed by the Dolphins as an unrestricted free agent from Carolina on 7/29/11
- Signed as an undrafted college free agent by Dallas on 5/14/07

2016 - Did not play at **Seattle (9/11)**.

## MATT MOORE'S NFL REGULAR SEASON PASSING STATISTICS

YEAR	TEAM	GP	GS	ATT	CMP	PCT	YDS	YDS ATT	TD	INT	LG	SK	YDS LST	RATE
2007	Carolina	9	3	111	63	56.8	730	6.6	3	5	57	6	40	67.0
2008	Carolina						INACTIVE							
2009	Carolina	7	5	138	85	61.6	1,053	7.6	8	2	66	9	78	98.5
2010	Carolina	6	5	143	79	55.2	857	6.0	5	10	39	13	90	55.6
2011	Miami	13	12	347	210	60.5	2,497	7.2	16	9	65t	36	229	87.1
2012	Miami	2	0	19	11	57.9	131	6.9	1	0	37	2	9	96.6
2013	Miami	1	0	6	2	33.3	53	8.8	0	2	50	0	0	27.1
2014	Miami	2	0	4	2	50.0	21	5.3	0	0	14	0	0	65.6
2015	Miami	1	0	1	1	100.0	14	14.0	0	0	14	0	0	118.8
2016	Miami	0	0	0	0	0.0	0	0.0	0	0	0	0	0	0.0
NFL TOTALS		41	25	769	453	58.9	5,356	7.0	33	28	66	66	446	79.3

Career Regular Season Record As A Starter: (Carolina) 2-1 in 2007, 4-1 in 2009, 1-4 in 2010; (Miami) 6-6 in 2011 for total of 13-12.

## MATT MOORE'S NFL REGULAR SEASON RUSHING STATISTICS

YEAR	TEAM	NO	YDS	AVG	LG	TD
2007	Carolina	3	5	1.7	5	0
2008	Carolina			INACTIVE		
2009	Carolina	12	-3	-0.3	5	0
2010	Carolina	5	25	5.0	8	0
2011	Miami	32	65	2.0	16	2
2012	Miami	5	-3	-0.6	1	0
2013	Miami	0	0	0.0	0	0
2014	Miami	2	-2	-1.0	-1	0
2015	Miami	3	-2	-0.7	0	0
2016	Miami	0	0	0.0	0	0
NFL TOTALS		62	85	1.4	16	2

## 2016 GAME-BY-GAME STATISTICS

			PASSING								RUSHING					
DATE	OPPONENT	P/S	ATT	CMP	YDS	PCT	TD	INT	LG	SK/YDS	ATT	YDS	LG	TD	W/L	SCORE
9/11	at Seattle	0/0	DID NOT PLAY													
2016 TOTALS																

## SINGLE-GAME HIGHS

### CAREER HIGHS

Pass Attempts:	41	vs. San Francisco (10/24/10)
Pass Completions:	28	vs. San Francisco (10/24/10)
Yards Passing:	308	vs. San Francisco (10/24/10)
TD Passes:	3	five times, last: at NE (12/24/11)
Long Passes:	66	vs. Tampa Bay (12/6/09)
Completion Pct. (Min. 10 att.)	75.0	at N.Y. Giants (12/27/09)
Passer Rating:	147.5	at Kansas City (11/6/11)
Rush Attempts:	5	three times, last: vs. Oakland (12/4/11)
Rushing Yards:	31	at N.Y. Giants (10/30/11)
Long Run:	16	at N.Y. Giants (10/30/11)
Rushing TDs:	1	twice, last: vs. Oakland (12/4/11)

### SEASON HIGHS

Pass Attempts:	—
Pass Completions:	—
Yards Passing:	—
TD Passes:	—
Long Passes:	—
Completion Pct. (Min. 10 att.)	—
Passer Rating:	—
Rush Attempts:	—
Rushing Yards:	—
Long Run:	—
Rushing TDs:	—





11 // WR

DeVANTE PARKER

HT: 6-3 // WT: 212 // BORN: 1/20/93  
 COLLEGE: LOUISVILLE '15 // ACQUIRED: D1, 2015  
 NFL: SECOND SEASON // DOLPHINS: SECOND SEASON

#### KEY TRANSACTIONS

- Originally a first-round draft selection (14th overall) of the Dolphins in the 2015 NFL Draft

2016 - Inactive due to injury at **Seattle (9/11)**.

### DeVANTE PARKER'S NFL REGULAR SEASON STATISTICS

YEAR	TEAM	GP	GS	RECEIVING					RUSHING				
				NO	YDS	AVG	LG	TD	ATT	YDS	AVG	LG	TD
2015	Miami	14	4	26	494	19.0	49	3	0	0	0.0	0	0
2016	Miami	0	0	0	0	0.0	0	0	0	0	0.0	0	0
NFL TOTALS		14	4	26	494	19.0	49	3	0	0	0.0	0	0

### 2016 GAME-BY-GAME STATISTICS

DATE	OPPONENT	P/S	RECEIVING					RUSHING					W/L	SCORE
			NO	YDS	AVG	LG	TD	ATT	YDS	AVG	LG	TD		
9/11	at Seattle	0/0	INACTIVE											
2016 TOTALS														

### SINGLE-GAME HIGHS

CAREER HIGHS			SEASON HIGHS		
Receptions:	5	vs. New England (1/3/16)	Receptions:	—	
Receiving Yards:	106	vs. New England (1/3/16)	Receiving Yards:	—	
Longest Reception:	49	vs. Indianapolis (12/27/15)	Longest Reception:	—	
TD Receptions:	1	three times, last: vs. NE (1/3/16)	TD Reception:	—	
Rushes:	—		Rushes:	—	
Rushing Yards:	—		Rushing Yards:	—	
Longest Rush:	—		Longest Rush:	—	





**42 // LB**

**SPENCER  
PAYSINGER**

HT: 6-2 // WT: 249 // BORN: 6/28/88  
 COLLEGE: OREGON '11 // ACQUIRED: UFA, 2015 (NYG)  
 NFL: SIXTH SEASON // DOLPHINS: SECOND SEASON

**KEY TRANSACTIONS**

- Signed by the Dolphins as an unrestricted free agent on 4/2/15
- Originally signed as an undrafted college free agent by N.Y. Giants on 7/28/11

**2016 -** Recorded one special teams tackle at **Seattle (9/11)**.

SPENCER PAYSINGER'S NFL REGULAR SEASON STATISTICS																
YEAR	TEAM	GP	GS	TACKLES					INTERCEPTIONS					FUMBLES		
				TOT	SOLO	ASST	SK	YDS	NO	YDS	LG	TD	PD	FF	FR	YDS
2011	N.Y. Giants	15	0	5	5	0	0.0	0.0	0	0	0	0	0	0	1	0
2012	N.Y. Giants	16	3	19	11	8	0.0	0.0	0	0	0	0	0	1	1	0
2013	N.Y. Giants	16	10	66	58	8	1.0	0.0	0	0	0	0	01	0	1	0
2014	N.Y. Giants	15	1	5	4	1	0.0	0.0	0	0	0	0	0	0	0	0
2015	Miami	14	0	10	8	2	0.0	0.0	0	0	0	0	0	0	0	0
2016	Miami	1	0	0	0	0	0.0	0.0	0	0	0	0	0	0	0	0
<b>NFL TOTALS</b>		<b>77</b>	<b>14</b>	<b>105</b>	<b>86</b>	<b>19</b>	<b>1.0</b>	<b>0.0</b>	<b>0</b>	<b>0</b>	<b>0</b>	<b>0</b>	<b>1</b>	<b>1</b>	<b>3</b>	<b>0</b>


2016 GAME-BY-GAME STATISTICS														
DATE	OPPONENT	P/S	TCK	SOLO	AST	SK	YDS	INT	YDS	PD	FF	FR		
9/11	at Seattle	1/0	0	0	0	0.0	0	0	0	0	0	0		
<b>2016 TOTALS</b>		<b>1/0</b>	<b>0</b>	<b>0</b>	<b>0</b>	<b>0.0</b>	<b>0</b>	<b>0</b>	<b>0</b>	<b>0</b>	<b>0</b>	<b>0</b>		

## SINGLE-GAME HIGHS

CAREER HIGHS				SEASON HIGHS			
Tackles:	9	vs. Philadelphia (10/6/13)		Tackles:	—		
Sacks:	1	at Kansas City (9/29/13)		Sacks:	—		
Interceptions:	—			Interceptions:	—		
Passes Defensed:	1	vs. Philadelphia (10/6/13)		Passes Defensed:	—		
Forced Fumbles:	1	at Carolina (9/20/12)		Forced Fumbles:	—		
Fumble Recoveries:	1	three times, last: at KC (9/29/13)		Fumble Recoveries:	—		







**22 // RB**

**ISAIAH  
PEARD**

HT: 5-10 // WT: 206 // BORN: 12/14/89  
 COLLEGE: CINCINNATI '12 // ACQUIRED: FA, 2016  
 NFL: FOURTH SEASON // DOLPHINS: FIRST SEASON

#### KEY TRANSACTIONS

- Signed by the Dolphins as a free agent on 4/1/16
- Originally a second-round draft selection (50th overall) of the Rams in the 2012 NFL Draft

2016 - Inactive at **Seattle (9/11)**.

### ISAIAH PEARD'S NFL REGULAR SEASON STATISTICS

YEAR	TEAM	GP	GS	RUSHING					RECEIVING				
				ATT	YDS	AVG	LG	TD	NO	YDS	AVG	LG	TD
2012	St. Louis	15	1	10	54	5.4	19	0	3	16	5.3	9	0
2013	St. Louis	10	0	7	21	3.0	11	0	11	78	7.1	14	0
2014	St. Louis			INJURED RESERVE									
2015	St. Louis	2	0	2	3	1.5	4	0	0	0	0	0	0
2016	Miami	0	0	0	0	0.0	0	0	0	0	0	0	0
<b>NFL TOTALS</b>		<b>27</b>	<b>1</b>	<b>19</b>	<b>78</b>	<b>4.9</b>	<b>19</b>	<b>0</b>	<b>14</b>	<b>94</b>	<b>6.7</b>	<b>14</b>	<b>0</b>


### 2016 GAME-BY-GAME STATISTICS

DATE	OPPONENT	P/S	RUSHING					RECEIVING					W/L	SCORE
			ATT	YDS	AVG	LG	TD	NO	YDS	AVG	LG	TD		
9/11	at Seattle		INACTIVE											
<b>2016 TOTALS</b>														

### SINGLE-GAME HIGHS

CAREER HIGHS			SEASON HIGHS		
Rushes:	6	at Dallas (9/22/13)	Rushes:	—	
Rushing Yards:	32	vs. New England (10/28/12)	Rushing Yards:	—	
Longest Run:	19	vs. New England (10/28/12)	Longest Run:	—	
TD Runs:	—		TD Runs:	—	
Receptions:	7	at Dallas (9/22/13)	Receptions:	—	
Receiving Yards:	43	at Dallas (9/22/13)	Receiving Yards:	—	
Longest Reception:	14	at Dallas (9/22/13)	Longest Reception:	—	
TD Receptions:	—		TD Receptions:	—	





**97 // DT**

**JORDAN PHILLIPS**

HT: 6-6 // WT: 335 // BORN: 10/15/92  
 COLLEGE: OKLAHOMA '15 // ACQUIRED: D2, 2015  
 NFL: SECOND SEASON // DOLPHINS: SECOND SEASON

#### KEY TRANSACTIONS

- Originally a second-round selection (52nd overall) of the Dolphins in the 2015 NFL Draft

**2016** - Recorded four assisted tackles, 0.5 sacks and one QBH in the season opener at **Seattle (9/11)** ... Pushed Seattle's left guard into QB Russell Wilson, causing a fumble recovered by the Dolphins.

### JORDAN PHILLIPS' NFL REGULAR SEASON STATISTICS

YEAR	TEAM	GP	GS	TACKLES					INTERCEPTIONS					FUMBLES		
				TOT	SOLO	ASST	SK	YDS	NO	YDS	LG	TD	PD	FF	FR	YDS
2015	Miami	15	4	19	14	5	2.0	14.0	0	0	0	0	4	0	0	0
2016	Miami	1	1	4	0	4	0.5	0.0	0	0	0	0	0	0	0	0
NFL TOTALS		16	5	23	14	9	2.5	14.0	0	0	0	0	4	0	0	0

### 2016 GAME-BY-GAME STATISTICS

DATE	OPPONENT	P/S	TCK	SOLO	AST	SK	YDS	INT	YDS	PD	FF	FR
9/11	at Seattle	1/1	4	0	4	0.5	0.0	0	0	0	0	0
2016 TOTALS		1/1	4	0	4	0.5	0.0	0	0	0	0	0

### SINGLE-GAME HIGHS

#### CAREER HIGHS

**Tackles:** 4 twice, last: at Seattle (9/11/16)  
**Sacks:** 1 twice, last: at Buffalo (11/8/15)  
**Interceptions:** –  
**Passes Defensed:** 2 vs. Dallas (11/22/15)  
**Forced Fumbles:** –  
**Fumble Recoveries:** –

#### SEASON HIGHS

**Tackles:** 4 at Seattle (9/11/16)  
**Sacks:** 0.5 at Seattle (9/11/16)  
**Interceptions:** –  
**Passes Defensed:** –  
**Forced Fumbles:** –  
**Fumble Recoveries:** –



51 // C

MIKE  
POUNCEY

HT: 6-5 // WT: 299 // BORN: 7/24/89  
COLLEGE: FLORIDA '11 // ACQUIRED: D1, 2011  
NFL: SIXTH SEASON // DOLPHINS: SIXTH SEASON

#### KEY TRANSACTIONS

- Originally a first-round draft selection (15th overall) of the Dolphins in the 2011 NFL Draft


**2016** - Inactive due to injury at **Seattle (9/11)** ... Elected as a season-long team captain by his teammates.

### MIKE POUNCEY'S NFL REGULAR SEASON STATISTICS

**GAMES/STARTS:** 2011: 16/16, 2012: 16/16, 2013: 14/14, 2014: 12/12, 2015: 14/14, 2016: 0/0

**NFL TOTALS: 72/72**





**80 // TE**

**DION SIMS**

HT: 6-4 // WT: 271 // BORN: 2/18/91  
 COLLEGE: MICHIGAN STATE '13 // ACQUIRED: D4B, 2013  
 NFL: FOURTH SEASON // DOLPHINS: FOURTH SEASON

#### KEY TRANSACTIONS

- Originally a fourth-round selection (106th overall) of the Dolphins in the 2013 NFL Draft

**2016** - Played, but did not record any statistics at **Seattle (9/11)**.

### DION SIMS' NFL REGULAR SEASON STATISTICS

YEAR	TEAM	GP	GS	RECEIVING					RUSHING				
				NO	YDS	AVG	LG	TD	ATT	YDS	AVG	LG	TD
2013	Miami	15	5	6	32	5.3	8	1	0	0	0.0	0	0
2012	Miami	14	2	24	284	11.8	38	2	0	0	0.0	0	0
2015	Miami	13	4	18	127	7.1	22	1	0	0	0.0	0	0
2016	Miami	1	0	0	0	0.0	0	0	0	0	0.0	0	0
<b>NFL TOTALS</b>		<b>42</b>	<b>11</b>	<b>48</b>	<b>443</b>	<b>9.2</b>	<b>38</b>	<b>4</b>	<b>0</b>	<b>0</b>	<b>0.0</b>	<b>0</b>	<b>0</b>

### 2016 GAME-BY-GAME STATISTICS

DATE	OPPONENT	P/S	RECEIVING					RUSHING					W/L	SCORE
			NO	YDS	AVG	LG	TD	ATT	YDS	AVG	LG	TD		
9/11	at Seattle	1/0	0	0	0.0	0	0	0	0	0.0	0	0	L	10-12
<b>2016 TOTALS</b>		<b>1/0</b>	<b>0</b>	<b>0</b>	<b>0.0</b>	<b>0</b>	<b>0</b>	<b>0</b>	<b>0</b>	<b>0.0</b>	<b>0</b>	<b>0</b>		

### SINGLE-GAME HIGHS

**CAREER HIGHS**

**Receptions:** 4 three times, last: at Tenn. (10/18/15)  
**Receiving Yards:** 58 at N.Y. Jets (12/1/14)  
**Longest Reception:** 38 at Jacksonville (10/26/14)  
**TD Reception:** 1 four times, last: at Tenn. (10/18/15)

**SEASON HIGHS**

**Receptions:** –  
**Receiving Yards:** –  
**Longest Reception:** –  
**TD Receptions** –





**65 // C/G**

**ANTHONY  
STEEN**

---

HT: **6-3** // WT: **313** // BORN: **5/9/90**  
COLLEGE: **ALABAMA '14** // ACQUIRED: **FA, 2016**  
NFL: **FIRST SEASON** // DOLPHINS: **FIRST SEASON**

**KEY TRANSACTIONS**

- Signed by the Dolphins as a free agent on 1/5/16
- Originally signed as an undrafted college free agent by Arizona on 5/12/14

**2016** - Appeared in first NFL game and started at **Seattle (9/11)** ... Protected QB Ryan Tannehill who completed 16-of-29 for 186 yards and a 74.8 QB rating.

**ANTHONY STEEN'S NFL REGULAR SEASON STATISTICS**

**GAMES/STARTS:** 2016: 1/1

**NFL TOTALS:** 1/1







**10 // WR**

**KENNY STILLS**

HT: 6-0 // WT: 195 // BORN: 4/22/92  
 COLLEGE: OKLAHOMA '13 // ACQUIRED: T, 2015 (NO)  
 NFL: FOURTH SEASON // DOLPHINS: SECOND SEASON

#### KEY TRANSACTIONS

- Acquired by the Dolphins in a trade (NO) on 3/13/15
- Originally a fifth-round selection (144th overall) of New Orleans in the 2013 NFL Draft

**2016** - Recorded one catch for 16 yards (16.0 avg.) at **Seattle (9/11)**.

### KENNY STILLS' NFL REGULAR SEASON STATISTICS

YEAR	TEAM	GP	GS	RECEIVING					RUSHING				
				NO	YDS	AVG	LG	TD	ATT	YDS	AVG	LG	TD
2013	New Orleans	16	10	32	641	20.0	76t	5	3	10	3.3	4	0
2014	New Orleans	15	6	63	931	14.8	69t	3	1	-2	-2.0	-2	0
2015	Miami	16	8	27	440	16.3	47t	3	0	0	0.0	0	0
2016	Miami	1	1	1	16	16.0	16	0	0	0	0.0	0	0
<b>NFL TOTALS</b>		<b>48</b>	<b>25</b>	<b>123</b>	<b>2,028</b>	<b>16.5</b>	<b>76t</b>	<b>11</b>	<b>4</b>	<b>8</b>	<b>2.0</b>	<b>4</b>	<b>0</b>

### 2016 GAME-BY-GAME STATISTICS

DATE	OPPONENT	P/S	RECEIVING					RUSHING					W/L	SCORE
			NO	YDS	AVG	LG	TD	ATT	YDS	AVG	LG	TD		
9/11	at Seattle	1/1	1	16	16.0	16	0	0	0	0.0	0	0	L	10-12
<b>2016 TOTALS</b>		<b>1/1</b>	<b>1</b>	<b>16</b>	<b>16.0</b>	<b>16</b>	<b>0</b>	<b>0</b>	<b>0</b>	<b>0.0</b>	<b>0</b>	<b>0</b>		

### SINGLE-GAME HIGHS


#### CAREER HIGHS

Receptions:	8	vs. Baltimore (11/24/14)
Receiving Yards:	162	at Pittsburgh (11/30/14)
Longest Reception:	76t	vs. Tampa Bay (12/29/13)
TD Receptions:	2	vs. Buffalo (10/27/13)
Rushes:	1	four times, last: vs. Bal. (11/24/14)
Rushing Yards:	4	vs. Buffalo (10/27/13)
Longest Rush:	4	vs. Buffalo (10/27/13)

#### SEASON HIGHS

Receptions:	1	at Seattle (9/11)
Receiving Yards:	16	at Seattle (9/11)
Longest Reception:	16	at Seattle (9/11)
TD Reception:	—	
Rushes:	—	
Rushing Yards:	—	
Longest Rush:	—	





**93 // DT**

**NDAMUKONG  
SUH**

HT: 6-4 // WT: 305 // BORN: 1/6/87  
 COLLEGE: NEBRASKA '09 // ACQUIRED: UFA, 2015 (DET.)  
 NFL: SEVENTH SEASON // DOLPHINS: SECOND SEASON

**KEY TRANSACTIONS**

- Signed by the Dolphins as an unrestricted free agent on 3/11/15
- Originally a first-round selection (second overall) by Detroit in the 2010 NFL Draft

**2016** - Recorded four tackles (two solo), one sack, one tackle for loss, three QBHs and one pass defended at **Seattle (9/11)** ... Sacked QB Russell Wilson for a 13-yard loss in the third quarter ... Reached 300 career total tackles.

NDAMUKONG SUH'S NFL REGULAR SEASON STATISTICS																	
YEAR	TEAM	GP	GS	TACKLES					INTERCEPTIONS					FUMBLES			
				TOT	SOLO	ASST	SK	YDS	NO	YDS	LG	TD	PD	FF	FR	YDS	
2010	Detroit	16	16	66	49	17	10.0	47.5	1	20	20	0	3	1	1	17	
2011	Detroit	14	14	36	26	10	4.0	31.0	0	0	0	0	1	0	0	0	
2012	Detroit	16	16	34	24	10	8.0	67.0	0	0	0	0	2	0	0	0	
2013	Detroit	16	16	49	36	13	5.5	43.5	0	0	0	0	6	1	0	0	
2014	Detroit	16	16	53	44	9	8.5	54.5	0	0	0	0	3	0	0	0	
2015	Miami	16	16	61	39	22	6.0	41.0	0	0	0	0	5	0	0	0	
2016	Miami	1	1	4	2	2	1.0	13.0	0	0	0	0	1	0	0	0	
NFL TOTALS		95	95	303	220	83	43.0	297.5	1	20	20	0	21	2	1	17	

## 2016 GAME-BY-GAME STATISTICS

DATE	OPPONENT	P/S	TCK	SOLO	AST	SK	YDS	INT	YDS	PD	FF	FR
9/11	at Seattle	1/1	4	2	2	1.0	13.0	0	0	1	0	0
<b>2016 TOTALS</b>		<b>1/1</b>	<b>4</b>	<b>2</b>	<b>2</b>	<b>1.0</b>	<b>13.0</b>	<b>0</b>	<b>0</b>	<b>1</b>	<b>0</b>	<b>0</b>

## SINGLE-GAME HIGHS

CAREER HIGHS	
<b>Tackles:</b>	10 at Philadelphia (12/8/13)
<b>Sacks:</b>	2 five times, last: vs. Hou. (10/25/15)
<b>Interceptions:</b>	1 vs. St. Louis (10/10/10)
<b>Passes Defensed:</b>	2 three times, last: vs. Hou. (10/25/15)
<b>Forced Fumbles:</b>	1 twice, last: vs. Chicago (9/29/13)
<b>Fumble Recoveries:</b>	1 vs. Washington (10/31/10)

SEASON HIGHS	
<b>Tackles:</b>	4 at Seattle (9/11/16)
<b>Sacks:</b>	1 at Seattle (9/11/16)
<b>Interceptions:</b>	—
<b>Passes Defensed:</b>	1 at Seattle (9/11/16)
<b>Forced Fumbles:</b>	—
<b>Fumble Recoveries:</b>	—



17 // QB

RYAN  
TANNEHILL

HT: 6-4 // WT: 216 // BORN: 7/27/88  
COLLEGE: TEXAS A&M '12 // ACQUIRED: D1, 2012  
NFL: FIFTH SEASON // DOLPHINS: FIFTH SEASON

#### KEY TRANSACTIONS

- Originally a first-round draft selection (eighth overall) of the Dolphins in the 2012 NFL draft.

**2016** - Completed 16-of-29 passes for 186 yards (55.2 pct.) and a 74.8 QB rating at **Seattle (9/11)** ... Also rushed five times for 17 yards (3.4 avg.) and one touchdown ... Scored a 2-yard touchdown run in the fourth quarter with 4:08 remaining in the game ... Completed 4-of-5 passes (80.0 pct.) for 82 yards on a go-ahead drive in the fourth quarter ... Selected by teammates to serve as a team captain for the 2016 season.

### RYAN TANNEHILL'S NFL REGULAR SEASON PASSING STATISTICS

YEAR	TEAM	GP	GS	ATT	CMP	PCT	YDS	YDS ATT	TD	INT	LG	SK	YDS LST	RATE
2012	Miami	16	16	484	282	58.3	3,294	6.8	12	13	80t	35	234	76.1
2013	Miami	16	16	588	355	60.4	3,913	6.7	24	17	67	58	399	81.7
2014	Miami	16	16	590	392	66.4	4,045	6.9	27	12	50	46	337	92.8
2015	Miami	16	16	586	363	61.9	4,208	7.2	24	12	54t	45	420	88.7
2016	Miami	1	1	29	16	55.2	186	6.4	0	0	50	5	36	74.8
<b>NFL TOTALS</b>		<b>65</b>	<b>65</b>	<b>2,277</b>	<b>1,408</b>	<b>61.8</b>	<b>15,646</b>	<b>6.9</b>	<b>87</b>	<b>54</b>	<b>80t</b>	<b>189</b>	<b>1,426</b>	<b>85.1</b>

**Career Regular Season Record As A Starter:** 7-9 in 2012; 8-8 in 2013; 8-8 in 2014; 6-10 in 2015; 0-1 in 2016 for a total of 29-36.

### RYAN TANNEHILL'S NFL REGULAR SEASON RUSHING STATISTICS

YEAR	TEAM	NO	YDS	AVG	LG	TD
2012	Miami	49	211	4.3	31	2
2013	Miami	40	238	6.0	48	1
2014	Miami	56	311	5.6	40	1
2015	Miami	32	141	4.4	28	1
2016	Miami	5	17	3.4	11	1
<b>NFL TOTALS</b>		<b>182</b>	<b>918</b>	<b>5.0</b>	<b>48</b>	<b>6</b>

### 2016 GAME-BY-GAME STATISTICS

DATE	OPPONENT	P/S	PASSING								RUSHING				W/L	SCORE
			ATT	CMP	YDS	PCT	TD	INT	LG	SK/YDS	ATT	YDS	LG	TD		
9/11	at Seattle	1/1	29	16	186	55.2	0	0	50	5/36	5	17	11	1	L	10-12
2016 TOTALS		1/1	29	16	186	55.2	0	0	50	5/36	5	17	11	1		

### SINGLE-GAME HIGHS


#### CAREER HIGHS

Pass Attempts:	58	at N.Y. Jets (11/29/15)
Pass Completions:	35	vs. Minnesota (12/21/14)
Yards Passing:	431	at Arizona (9/30/12)
TD Passes:	4	twice, last: vs. Houston (10/25/15)
Long Passes:	80t	at Arizona (9/30/12)
Completion Pct. (Min. 10 att.)	94.7	vs. Houston (10/25/15)
Passer Rating:	158.3	vs. Houston (10/25/15)
Rush Attempts:	8	vs. Jacksonville (12/16/12)
Rushing Yards:	56	at Pittsburgh (12/8/13)
Long Run:	48	at Pittsburgh (12/8/13)
Rushing TDs:	1	six times, last: at Seattle (9/11/16)

#### SEASON HIGHS

Pass Attempts:	29	at Seattle (9/11/16)
Pass Completions:	16	at Seattle (9/11/16)
Yards Passing:	186	at Seattle (9/11/16)
TD Passes:	–	
Long Passes:	50	at Seattle (9/11/16)
Completion Pct. (Min. 10 att.)	55.2	at Seattle (9/11/16)
Passer Rating:	74.8	at Seattle (9/11/16)
Rush Attempts:	5	at Seattle (9/11/16)
Rushing Yards:	17	at Seattle (9/11/16)
Long Run:	11	at Seattle (9/11/16)
Rushing TDs:	1	at Seattle (9/11/16)





63 // G

DALLAS  
THOMAS

HT: 6-5 // WT: 316 // BORN: 10/30/89  
COLLEGE: TENNESSEE '13 // ACQUIRED: D3A, 2013  
NFL: FOURTH SEASON // DOLPHINS: FOURTH SEASON

KEY TRANSACTIONS

- Originally a third-round selection (77th overall) of the Dolphins in the 2013 NFL Draft

2016 - Inactive at Seattle (9/11).

DALLAS THOMAS' NFL REGULAR SEASON STATISTICS

GAMES/STARTS: 2013: 6/0, 2014: 14/9, 2015: 16/6, 2016: 0/0

NFL TOTALS: 36/25





31 // S

MICHAEL THOMAS

HT: 5-11 // WT: 193 // BORN: 3/17/90  
 COLLEGE: STANFORD '12 // ACQUIRED: FA, 2013  
 NFL: FOURTH SEASON // DOLPHINS: FOURTH SEASON

#### KEY TRANSACTIONS

- Signed by the Dolphins off San Francisco's practice squad on 12/10/13
- Signed by San Francisco as an undrafted college free agent on 5/4/12

**2016** - Recorded one assisted tackle at **Seattle (9/11)** ... Also registered one special teams tackle ... Serves as a season-long captain for the Dolphins.

### MICHAEL THOMAS' NFL REGULAR SEASON STATISTICS

YEAR	TEAM	GP	GS	TACKLES					INTERCEPTIONS					FUMBLES		
				TOT	SOLO	ASST	SK	YDS	NO	YDS	LG	TD	PD	FF	FR	YDS
2012	San Francisco			PRACTICE SQUAD												
2013	Miami	3	0	2	2	0	0.0	0.0	1	0	0	0	2	0	0	0
2014	Miami	8	2	8	6	2	0.0	0.0	0	0	0	0	0	0	0	0
2015	Miami	16	13	71	56	15	0.0	0.0	0	0	0	0	2	0	0	0
2016	Miami	1	1	1	0	1	0.0	0.0	0	0	0	0	0	0	0	0
NFL TOTALS		28	16	82	64	18	0.0	0.0	1	0	0	0	4	0	0	0

### 2016 GAME-BY-GAME STATISTICS

DATE	OPPONENT	P/S	TCK	SOLO	AST	SK	YDS	INT	YDS	PD	FF	FR
9/11	at Seattle	1/1	1	0	1	0.0	0	0	0	0	0	0
2016 TOTALS		1/1	1	0	1	0.0	0	0	0	0	0	0

### SINGLE-GAME HIGHS


#### CAREER HIGHS

Tackles:	11	at San Diego (12/20/15)
Sacks:	—	
Interceptions:	1	vs. New England (12/15/13)
Passes Defensed:	2	vs. New England (12/15/13)
Forced Fumbles:	—	
Fumble Recoveries:	—	

#### SEASON HIGHS

Tackles:	1	at Seattle (9/11/16)
Sacks:	—	
Interceptions:	—	
Passes Defensed:	—	
Forced Fumbles:	—	
Fumble Recoveries:	—	





67 // G/T

LAREMY  
TUNSIL

HT: 6-5 // WT: 316 // BORN: 8/2/94  
COLLEGE: MISSISSIPPI '16 // ACQUIRED: D1, 13  
NFL: ROOKIE SEASON // DOLPHINS: ROOKIE SEASON

#### KEY TRANSACTIONS

- Originally a first-round draft selection (13th overall) of the Dolphins in the 2016 NFL Draft


**2016** - Made NFL and Dolphins debut as a starter at **Seattle (9/11)** ... Played left guard and protected QB Ryan Tannehill who completed 16-of-29 passes for 186 yards.

### LAREMY TUNSIL'S NFL REGULAR SEASON STATISTICS

**GAMES/STARTS:** 2016: 1/1

**NFL TOTALS:** 1/1





77 // G

BILLY  
TURNER

HT: 6-5 // WT: 310 // BORN: 10/17/91  
COLLEGE: NORTH DAKOTA STATE '14 // ACQUIRED: D3, 2014  
NFL: THIRD SEASON // DOLPHINS: THIRD SEASON

#### KEY TRANSACTIONS

- Originally a third-round selection (67th overall) of the Dolphins in the 2014 NFL Draft

2016 - Played at **Seattle (9/11)**, appearing on special teams.

### BILLY TURNER'S NFL REGULAR SEASON STATISTICS

**GAMES/STARTS:** 2014: 2/0, 2015: 13/12, 2016: 1/0

**NFL TOTALS: 16/12**



60 // C/G

KRAIG  
URBIK

HT: 6-5 // WT: 334 // BORN: 9/23/85  
COLLEGE: WISCONSIN '09 // ACQUIRED: FA, 2016  
NFL: EIGHTH SEASON // DOLPHINS: EIGHTH SEASON

#### KEY TRANSACTIONS


- Signed by the Dolphins as a free agent on 3/22/16
- Originally a third-round selection (79th overall) of the Steelers in the 2009 NFL Draft

2016 - Played at **Seattle (9/11)**, appearing on special teams.

### KRAIG URBIK'S NFL REGULAR SEASON STATISTICS

**GAMES/STARTS:** (Buffalo) 2010: 10/2, 2011: 13/13, 2012: 13/13, 2013: 16/16, 2014: 16/9, 2015: 16/4, (Miami) 2016: 1/0 **NFL TOTALS: 85/57**





**91 // DE**

**CAMERON WAKE**

HT: **6-3** // WT: **263** // BORN: **1/30/82**  
 COLLEGE: **PENN STATE '05** // ACQUIRED: **FA, 2009**  
 NFL: **EIGHTH SEASON** // DOLPHINS: **EIGHTH SEASON**

#### KEY TRANSACTIONS

- Signed as a free agent by the Dolphins on 1/19/09
- Originally signed with the Giants as an undrafted college free agent on 5/6/05

**2016** - Recorded one QBH at **Seattle (9/11)** ... Elected by teammates to serve as a season-long team captain.

### CAMERON WAKE'S NFL REGULAR SEASON STATISTICS

YEAR	TEAM	GP	GS	TACKLES					INTERCEPTIONS					FUMBLES		
				TOT	SOLO	ASST	SK	YDS	NO	YDS	LG	TD	PD	FF	FR	YDS
2009	Miami	14	1	11	10	1	5.5	28.5	0	0	0	0	1	1	0	0
2010	Miami	16	16	57	48	9	14.0	89.5	0	0	0	0	4	3	0	0
2011	Miami	16	14	42	37	5	8.5	47.5	0	0	0	0	2	0	0	0
2012	Miami	16	16	53	38	15	15.0	92.0	0	0	0	0	1	3	0	0
2013	Miami	15	15	37	29	8	8.5	56.0	0	0	0	0	0	2	1	0
2014	Miami	16	16	38	32	6	11.5	59.5	0	0	0	0	3	3	1	0
2015	Miami	7	7	9	7	2	7.0	39.0	0	0	0	0	1	4	0	0
2016	Miami	1	0	0	0	0	0.0	0.0	0	0	0	0	0	0	0	0
NFL TOTALS		101	85	247	201	46	70.0	412.0	0	0	0	0	12	16	2	0

### 2016 GAME-BY-GAME STATISTICS

DATE	OPPONENT	P/S	TCK	SOLO	AST	SK	YDS	INT	YDS	PD	FF	FR
9/11	at Seattle	1/0	0	0	0	0.0	0	0	0	0	0	0
2016 TOTALS		1/0	0	0	0	0.0	0	0	0	0	0	0

### SINGLE-GAME HIGHS

CAREER HIGHS		
Tackles:	8	at Baltimore (11/7/10)
Sacks:	4.5	at Arizona (9/30/12)
Interceptions:	—	—
Passes Defensed:	2	at Buffalo (9/12/10)
Forced Fumbles:	2	three times, last: vs. Hou. (10/25/15)
Fumble Recoveries:	1	twice, last: at Chicago (10/19/14)

SEASON HIGHS		
Tackles:	—	—
Sacks:	—	—
Interceptions:	—	—
Passes Defensed:	—	—
Forced Fumbles:	—	—
Fumble Recoveries:	—	—





73 // DE

JULIUS WARMSELEY

HT: 6-2 // WT: 294 // BORN: 5/15/90  
 COLLEGE: TULANE '14 // ACQUIRED: FA, 2016  
 NFL: FIRST SEASON // DOLPHINS: FIRST SEASON

#### KEY TRANSACTIONS

- Signed by the Dolphins as a free agent on 1/5/16
- Originally signed with Houston as an undrafted college free agent on 5/19/14

**2016** - Recorded two tackles (one solo) in first career game at **Seattle (9/11)**.

### JULIUS WARMSELEY'S NFL REGULAR SEASON STATISTICS

YEAR	TEAM	GP	GS	TACKLES					INTERCEPTIONS					FUMBLES		
				TOT	SOLO	ASST	SK	YDS	NO	YDS	LG	TD	PD	FF	FR	YDS
2014	Seattle															
2015	Seattle/Miami															
2016	Miami	1	0	2	1	1	0.0	0	0	0	0	0	0	0	0	0
NFL TOTALS		1	0	2	1	1	0.0	0	0	0	0	0	0	0	0	0

### 2016 GAME-BY-GAME STATISTICS

DATE	OPPONENT	P/S	TCK	SOLO	AST	SK	YDS	INT	YDS	PD	FF	FR
9/11	at Seattle	1/0	2	1	1	0.0	0	0	0	0	0	0
2016 TOTALS		1/0	2	1	1	0.0	0	0	0	0	0	0


### SINGLE-GAME HIGHS

CAREER HIGHS	
Tackles:	2 at Seattle (9/11/16)
Sacks:	—
Interceptions:	—
Passes Defensed:	—
Forced Fumbles:	—
Fumble Recoveries:	—

SEASON HIGHS	
Tackles:	2 at Seattle (9/11/16)
Sacks:	—
Interceptions:	—
Passes Defensed:	—
Forced Fumbles:	—
Fumble Recoveries:	—







**26 // RB**

**DAMIEN WILLIAMS**

HT: 5-11 // WT: 228 // BORN: 4/3/92  
 COLLEGE: OKLAHOMA '14 // ACQUIRED: FA, 2014  
 NFL: THIRD SEASON // DOLPHINS: THIRD SEASON

#### KEY TRANSACTIONS

- Originally signed by the Dolphins as an undrafted college free agent on 5/12/14

**2016** - Rushed twice for 9 yards (4.5 avg.) at **Seattle (9/11)** ... Also recorded one catch for 29 yards and returned one kickoff for 17 yards.

### DAMIEN WILLIAMS' NFL REGULAR SEASON STATISTICS

YEAR	TEAM	GP	GS	RUSHING					RECEIVING				
				ATT	YDS	AVG	LG	TD	NO	YDS	AVG	LG	TD
2014	Miami	16	0	36	122	3.4	19	0	21	187	8.9	32	1
2015	Miami	16	0	16	59	3.7	19	0	21	142	6.8	23	1
2016	Miami	1	0	2	9	4.5	5	0	1	29	29.0	29	0
<b>NFL TOTALS</b>		<b>33</b>	<b>0</b>	<b>54</b>	<b>190</b>	<b>3.5</b>	<b>19</b>	<b>0</b>	<b>43</b>	<b>358</b>	<b>8.3</b>	<b>32</b>	<b>2</b>

### 2016 GAME-BY-GAME STATISTICS


DATE	OPPONENT	P/S	RUSHING					RECEIVING					W/L	SCORE
			ATT	YDS	AVG	LG	TD	NO	YDS	AVG	LG	TD		
9/11	at Seattle	1/0	2	9	4.5	5	0	1	29	29.0	29	0	L	10-12
<b>2016 TOTALS</b>		<b>1/0</b>	<b>2</b>	<b>9</b>	<b>4.5</b>	<b>5</b>	<b>0</b>	<b>1</b>	<b>29</b>	<b>29.0</b>	<b>29</b>	<b>0</b>		

### SINGLE-GAME HIGHS

CAREER HIGHS		
Rushes:	11	vs. San Diego (11/2/14)
Rushing Yards:	34	at Detroit (11/9/14)
Longest Run:	19	twice, last: vs. Houston (10/25/15)
TD Runs:	–	
Receptions:	6	vs. Minnesota (12/21/14)
Receiving Yards:	50	vs. Minnesota (12/21/14)
Longest Reception:	32	vs. Buffalo (11/13/14)
TD Receptions:	1	twice, last: at Jacksonville (9/20/15)

SEASON HIGHS		
Rushes:	2	at Seattle (9/11/16)
Rushing Yards:	9	at Seattle (9/11/16)
Longest Run:	5	at Seattle (9/11/16)
TD Runs:	–	
Receptions:	1	at Seattle (9/11/16)
Receiving Yards:	29	at Seattle (9/11/16)
Longest Reception:	29	at Seattle (9/11/16)
TD Receptions:	–	





94 // DE

MARIO WILLIAMS

HT: 6-6 // WT: 300 // BORN: 1/31/85  
 COLLEGE: NORTH CAROLINA STATE '06 // ACQUIRED: FA, 2016  
 NFL: 11TH SEASON // DOLPHINS: FIRST SEASON

#### KEY TRANSACTIONS

- Signed as a free agent by the Dolphins on 3/9/16
- Originally a first-round draft selection (1st overall) of Houston in the 2006 NFL Draft

**2016** - Made Dolphins debut and started at **Seattle (9/11)** ... Recorded two tackles (one solo), one sack, one tackle for loss and one QBH ... Sacked QB Russell Wilson for a 5-yard loss in the first quarter.

### MARIO WILLIAMS' NFL REGULAR SEASON STATISTICS

YEAR	TEAM	GP	GS	TACKLES					INTERCEPTIONS					FUMBLES		
				TOT	SOLO	ASST	SK	YDS	NO	YDS	LG	TD	PD	FF	FR	YDS
2006	Houston	16	16	47	35	12	4.5	20.5	0	0	0	0	4	1	1	0
2007	Houston	16	16	59	43	16	14.0	82.5	0	0	0	0	1	2	1	38
2008	Houston	16	16	53	44	9	12.0	82.0	0	0	0	0	0	4	0	0
2009	Houston	16	16	43	38	5	9.0	52.0	0	0	0	0	3	2	1	0
2010	Houston	13	13	28	22	6	8.5	54.5	0	0	0	0	2	1	0	0
2011	Houston	5	5	11	10	1	5.0	29.0	0	0	0	0	1	1	0	0
2012	Buffalo	16	16	46	37	9	10.5	51.0	0	0	0	0	4	2	2	0
2013	Buffalo	16	16	38	28	10	13.0	77.5	0	0	0	0	3	1	0	0
2014	Buffalo	16	16	42	36	6	14.5	74.5	0	0	0	0	2	2	0	0
2015	Buffalo	15	15	19	15	4	5.0	28.0	0	0	0	0	0	0	0	0
2016	Miami	1	1	2	1	1	1.0	5.0	0	0	0	0	0	0	0	0
NFL TOTALS		146	146	388	309	79	97.0	556.5	0	0	0	0	20	16	5	38

### 2016 GAME-BY-GAME STATISTICS

DATE	OPPONENT	P/S	TCK	SOLO	AST	SK	YDS	INT	YDS	PD	FF	FR
9/11	at Seattle	1/1	2	1	1	1.0	5	0	0	0	0	0
2016 TOTALS		1/1	2	1	1	1.0	5	0	0	0	0	0

### SINGLE-GAME HIGHS

#### CAREER HIGHS

**Tackles:** 7 four times, last: at Houston (11/4/12)  
**Sacks:** 4.5 vs. Carolina (9/15/13)  
**Interceptions:** –  
**Passes Defensed:** 2 at Washington (9/19/10)  
**Forced Fumbles:** 1 16 times, last: vs. GB (12/14/14)  
**Fumble Recoveries:** 1 five times, last: vs. Jax. (12/2/12)

#### SEASON HIGHS

**Tackles:** 2 at Seattle (9/11/16)  
**Sacks:** 1 at Seattle (9/11/16)  
**Interceptions:** –  
**Passes Defensed:** –  
**Forced Fumbles:** –  
**Fumble Recoveries:** –





## SUPPLEMENTAL STATS





## 2016 MIAMI DOLPHINS REGULAR SEASON STATISTICS

MIAMI DOLPHINS / WEEK 1 / THROUGH SUNDAY, SEPTEMBER 11, 2016

WON 0, LOST 1

09/11 L 10-12	at Seattle
09/18	at New England
09/25	Cleveland
09/29	at Cincinnati
10/09	Tennessee
10/16	Pittsburgh
10/23	Buffalo
11/06	New York Jets
11/13	at San Diego
11/20	at Los Angeles
11/27	San Francisco
12/04	at Baltimore
12/11	Arizona
12/17	at New York Jets
12/24	at Buffalo
01/01	New England

69,012	<b>RUSHING</b>
	Foster
	Tannehill
	D. Williams
	TEAM
	OPPONENTS
	<b>RECEIVING</b>
	Landry
	Foster
	Carroo
	Cameron
	D. Williams
	Stills
	TEAM
	OPPONENTS
	<b>INTERCEPTIONS</b>
	Abdul-Quddus
	TEAM

No.	Yds	Avg	Long	TD
13	38	2.9	9	0
5	17	3.4	11	1
2	9	4.5	5	0
20	64	3.2	11	1
32	112	3.5	12	0
No.	Yds	Avg	Long	TD
7	59	8.4	28	0
3	62	20.7	50	0
2	14	7.0	12	0
2	6	3.0	5	0
1	29	29.0	29	0
1	16	16.0	16	0
16	186	11.6	50	0
27	258	9.6	24	1
No.	Yds	Avg	Long	TD
1	9	9.0	9	0
1	9	9.0	9	0
0	0	---	---	0

**TOTAL FIRST DOWNS**

**Miami** **Opp.**

	<b>11</b>	<b>21</b>
Rushing	3	4
Passing	7	16
Penalty	1	1
3rd Down: Made/Att	3/14	5/16
3rd Down Pct.	21.4	31.3
4th Down: Made/Att	0/1	2/3
4th Down Pct.	0.0	66.7

**POSSESSION AVG.**

**25:28** **34:32**

**TOTAL NET YARDS**

**214** **352**

Avg. Per Game	214.0	352.0
Total Plays	54	78
Avg. Per Play	4.0	4.5

**NET YARDS RUSHING**

**64** **112**

Avg. Per Game	64.0	112.0
Total Rushes	20	32

**NET YARDS PASSING**

**150** **240**

Avg. Per Game	150.0	240.0
Sacked/Yards Lost	5/36	3/18
Gross Yards	186	258
Att./Completions	29/16	43/27
Completion Pct.	55.2	62.8
Had Intercepted	0	1

**PUNTS/AVERAGE**

**7/46.7** **6/42.2**

**NET PUNTING AVG.**

**7/38.1** **6/36.8**

**PENALTIES/YARDS**

**4/40** **8/69**

**FUMBLES/BALL LOST**

**2/0** **1/1**

**TOUCHDOWNS**

**1** **1**

Rushing	1	0
Passing	0	1
Returns	0	0

**SCORE BY PERIODS**

**Q1 Q2 Q3 Q4 OT PTS**

TEAM 0 3 0 7 0 10

OPPONENTS 3 3 0 6 0 12

**SCORING**

**TD-Ru-Pa-Rt K-PAT FG S PTS**

Tannehill 1 1 0 0 0 0 6

Franks 0 0 0 0 1/ 1 1/ 2 0 4

TEAM 1 1 0 0 1/ 1 1/ 2 0 10

OPPONENTS 1 0 1 0 0/ 1 2/ 2 0 12

**2-Pt Conv:** TM 0-0, OPP 0-0

**SACKS:** Suh 1, M. Williams 1, J. Jones 0.5,

Phillips 0.5, TM 3, OPP 5

**FUM/LOST:** Foster 1/0, Tannehill 1/0

**PASSING**

**Att Cmp Yds Cmp% Yds/Att TD TD% Int Int% Long Sack/Lost Rating**

Tannehill 29 16 186 55.2 6.41 0 0.0 0 0.0 50 5/ 36 74.8

TEAM 29 16 186 55.2 6.41 0 0.0 0 0.0 50 5/ 36 74.8

OPPONENTS 43 27 258 62.8 6.00 1 2.3 1 2.3 24 3/ 18 77.5



**2016 MIAMI DOLPHINS INDIVIDUAL DEFENSIVE STATISTICS**

PLAYER	GP	SOLO	ASST	TOT	SACKS	YDS	TFL	QBH	INT	PD	FF	FR
R. Jones	1	6	6	12	0.0	0.0	1	0	0	1	0	0
K. Alonso	1	3	8	11	0.0	0.0	0	1	0	0	0	1
X. Howard	1	6	5	11	0.0	0.0	0	0	0	0	0	0
K. Misi	1	5	5	10	0.0	0.0	0	0	0	0	0	0
I. Abdul-Quddus	1	3	5	8	0.0	0.0	0	0	1	2	0	0
J. Jenkins	1	1	6	7	0.0	0.0	0	0	0	0	0	0
N. Suh	1	2	2	4	1.0	13.0	1	3	0	1	0	0
J. Phillips	1	0	4	4	0.5	0.0	0	1	0	0	0	0
A. Branch	1	0	4	4	0.0	0.0	0	0	0	0	0	0
B. Maxwell	1	4	0	4	0.0	0.0	0	0	0	1	0	0
M. Williams	1	1	1	2	1.0	5.0	1	1	0	0	0	0
J. Jones	1	0	2	2	0.5	0.0	0	2	0	0	0	0
B. McCain	1	1	1	2	0.0	0.0	0	0	0	0	0	0
J. Warmesley	1	1	1	2	0.0	0.0	0	0	0	0	0	0
E. Mitchell	1	0	1	1	0.0	0.0	0	0	0	0	0	0
M. Thomas	1	0	1	1	0.0	0.0	0	0	0	0	0	0
C. Wake	1	0	0	0	0.0	0.0	0	1	0	0	0	0
<b>TOTALS</b>		<b>33</b>	<b>52</b>	<b>85</b>	<b>3.0</b>	<b>18.0</b>	<b>3</b>	<b>9</b>	<b>1</b>	<b>5</b>	<b>0</b>	<b>1</b>

**NOTE:** Special teams and miscellaneous tackles/fumbles not included above

**DEFENSIVE TOUCHDOWNS:** None.

**MISCELLANEOUS TACKLES:** None.

**MISCELLANEOUS FORCED FUMBLES:** None.

**MISCELLANEOUS FUMBLE RECOVERIES:** J. James - 1.





## GAME-BY-GAME TEAM STATS

2016 MIAMI DOLPHINS GAME-BY-GAME STATISTICS																			
	SCORE				FIRST DOWNS				3RD DOWN		4TH DOWN		NET YARDS						
GAME	PTS	OPP	DIFF	OT	TOT	RUSH	PASS	PEN	CON	ATT	CON	ATT	TOT	RUSH	PASS	TO	PEN	YDS	TOP
at Seattle	10	12	-2	0	11	3	7	1	3	14	0	1	214	64	150	0	4	40	25:28
at New England																			
CLEVELAND																			
at Cincinnati																			
TENNESSEE																			
PITTSBURGH																			
BUFFALO																			
N.Y. JETS																			
at San Diego																			
at Los Angeles																			
SAN FRANCISCO																			
at Baltimore																			
ARIZONA																			
at N.Y. Jets																			
at Buffalo																			
NEW ENGLAND																			
TOTALS	10	12	-2	0	11	3	7	1	3	14	0	1	214	64	150	0	4	40	25:28

2016 OPPONENTS GAME-BY-GAME STATISTICS																			
	SCORE				FIRST DOWNS				3RD DOWN		4TH DOWN		NET YARDS						
GAME	PTS	OPP	DIFF	OT	TOT	RUSH	PASS	PEN	CON	ATT	CON	ATT	TOT	RUSH	PASS	TO	PEN	YDS	TOP
at Seattle	12	10	2	0	21	4	16	1	5	16	2	3	352	112	240	2	8	69	34:32
at New England																			
CLEVELAND																			
at Cincinnati																			
TENNESSEE																			
PITTSBURGH																			
BUFFALO																			
N.Y. JETS																			
at San Diego																			
at Los Angeles																			
SAN FRANCISCO																			
at Baltimore																			
ARIZONA																			
at N.Y. Jets																			
at Buffalo																			
NEW ENGLAND																			
TOTALS	12	10	2	0	21	4	16	1	5	16	2	3	352	112	240	2	8	69	34:32



## GAME-BY-GAME TEAM DEFENSIVE STATS

2016 MIAMI DOLPHINS GAME-BY-GAME TEAM DEFENSIVE STATISTICS											
GAME	SOLO	ASST	TOT	SACKS	YDS	TFL	QBH	INT	PD	FF	FR
at Seattle	33	52	85	3	18	3	9	1	5	0	1
at New England											
CLEVELAND											
at Cincinnati											
TENNESSEE											
PITTSBURGH											
BUFFALO											
N.Y. JETS											
at San Diego											
at Los Angeles											
SAN FRANCISCO											
at Baltimore											
ARIZONA											
at N.Y. Jets											
at Buffalo											
NEW ENGLAND											
<b>TOTALS</b>	<b>33</b>	<b>52</b>	<b>85</b>	<b>3</b>	<b>18</b>	<b>3</b>	<b>9</b>	<b>1</b>	<b>5</b>	<b>0</b>	<b>1</b>

2016 MIAMI DOLPHINS TURNOVERS							
GAME	TAKEAWAYS			GIVEAWAYS			DIFF
	INT	FUM	TOTAL	INT	FUM	TOTAL	
at Seattle	1	1	2	0	0	0	+2
at New England							
CLEVELAND							
at Cincinnati							
TENNESSEE							
PITTSBURGH							
BUFFALO							
N.Y. JETS							
at San Diego							
at Los Angeles							
SAN FRANCISCO							
at Baltimore							
ARIZONA							
at N.Y. Jets							
at Buffalo							
NEW ENGLAND							
<b>TOTALS</b>	<b>1</b>	<b>1</b>	<b>2</b>	<b>0</b>	<b>0</b>	<b>0</b>	<b>+2</b>



## SPECIAL TEAMS STATS

2016 MIAMI DOLPHINS TEAM SPECIAL TEAMS STATISTICS								
GAME	SOLO	ASST	TOT	FF	FR	BFG	BPAT	BPNT
at Seattle	2	2	4	0	0	0	1	0
at New England								
CLEVELAND								
at Cincinnati								
TENNESSEE								
PITTSBURGH								
BUFFALO								
N.Y. JETS								
at San Diego								
at Los Angeles								
SAN FRANCISCO								
at Baltimore								
ARIZONA								
at N.Y. Jets								
at Buffalo								
NEW ENGLAND								
<b>TOTALS</b>	<b>2</b>	<b>2</b>	<b>4</b>	<b>0</b>	<b>0</b>	<b>0</b>	<b>1</b>	<b>0</b>

2016 MIAMI DOLPHINS INDIVIDUAL SPECIAL TEAMS STATISTICS								
PLAYER	SOLO	ASST	TOT	FF	FR	BFG	BPAT	BPNT
M. Thomas	1	0	1	0	0	0	0	0
S. Paysinger	1	0	1	0	0	0	0	0
M. Gray	0	1	1	0	0	0	0	0
M. Hull	0	1	1	0	0	0	0	0
J. Jones	0	0	0	0	0	0	1	0
<b>TOTALS</b>	<b>2</b>	<b>2</b>	<b>4</b>	<b>0</b>	<b>0</b>	<b>0</b>	<b>1</b>	<b>0</b>

2016 MIAMI DOLPHINS KICKOFF STATISTICS									
PLAYER	GP	KO	TB	PCT	YDS	AVG	RET	RET YDS	AVG START
A. Franks	1	3	3	100.0	195	65	0	0	25.0
<b>TOTALS</b>	<b>1</b>	<b>3</b>	<b>3</b>	<b>100.0</b>	<b>195</b>	<b>65</b>	<b>0</b>	<b>0</b>	<b>25.0</b>



## DRIVE PRODUCTION

2016 MIAMI DOLPHINS GAME-BY-GAME DRIVE PRODUCTION										
GAME	POSS	TD	FGM	FGA	PUNT	INT	FUM	DWNS	TIME	SAF
at Seattle	12	1	1	2	7	0	0	1	1	0
at New England										
CLEVELAND										
at Cincinnati										
TENNESSEE										
PITTSBURGH										
BUFFALO										
N.Y. JETS										
at San Diego										
at Los Angeles										
SAN FRANCISCO										
at Baltimore										
ARIZONA										
at N.Y. Jets										
at Buffalo										
NEW ENGLAND										
<b>TOTALS</b>	<b>12</b>	<b>1</b>	<b>1</b>	<b>2</b>	<b>7</b>	<b>0</b>	<b>0</b>	<b>1</b>	<b>1</b>	<b>0</b>

2016 OPPONENTS GAME-BY-GAME DRIVE PRODUCTION										
GAME	POSS	TD	FGM	FGA	PUNT	INT	FUM	DWNS	TIME	SAF
at Seattle	12	1	2	2	6	1	1	1	0	0
at New England										
CLEVELAND										
at Cincinnati										
TENNESSEE										
PITTSBURGH										
BUFFALO										
N.Y. JETS										
at San Diego										
at Los Angeles										
SAN FRANCISCO										
at Baltimore										
ARIZONA										
at N.Y. Jets										
at Buffalo										
NEW ENGLAND										
<b>TOTALS</b>	<b>12</b>	<b>1</b>	<b>2</b>	<b>2</b>	<b>6</b>	<b>1</b>	<b>1</b>	<b>1</b>	<b>0</b>	<b>0</b>



## RED ZONE PRODUCTION

2016 MIAMI DOLPHINS GAME-BY-GAME RED ZONE PRODUCTION											
GAME	POSS	TD	FGM	FGA	INT	FUM	DWNS	TIME	RZ PLAYS	RZ RUSH	RZ PASS
at Seattle	3	1	0	1	0	0	1	0	8	3	5
at New England											
CLEVELAND											
at Cincinnati											
TENNESSEE											
PITTSBURGH											
BUFFALO											
N.Y. JETS											
at San Diego											
at Los Angeles											
SAN FRANCISCO											
at Baltimore											
ARIZONA											
at N.Y. Jets											
at Buffalo											
NEW ENGLAND											
<b>TOTALS</b>	<b>3</b>	<b>1</b>	<b>0</b>	<b>1</b>	<b>0</b>	<b>0</b>	<b>1</b>	<b>0</b>	<b>8</b>	<b>3</b>	<b>5</b>

2016 OPPONENT GAME-BY-GAME RED ZONE PRODUCTION											
GAME	POSS	TD	FGM	FGA	INT	FUM	DWNS	TIME	RZ PLAYS	RZ RUSH	RZ PASS
at Seattle	2	1	1	1	0	0	0	0	7	2	5
at New England											
CLEVELAND											
at Cincinnati											
TENNESSEE											
PITTSBURGH											
BUFFALO											
N.Y. JETS											
at San Diego											
at Los Angeles											
SAN FRANCISCO											
at Baltimore											
ARIZONA											
at N.Y. Jets											
at Buffalo											
NEW ENGLAND											
<b>TOTALS</b>	<b>2</b>	<b>1</b>	<b>1</b>	<b>1</b>	<b>0</b>	<b>0</b>	<b>0</b>	<b>0</b>	<b>7</b>	<b>2</b>	<b>5</b>





## PENALTIES

2016 GAME-BY-GAME PENALTIES						
	MIAMI			OPPONENTS		
GAME	PEN	YDS	1DWS	PEN	YDS	1DWS
at Seattle	4	40	1	8	69	1
at New England						
CLEVELAND						
at Cincinnati						
TENNESSEE						
PITTSBURGH						
BUFFALO						
N.Y. JETS						
at San Diego						
at Los Angeles						
SAN FRANCISCO						
at Baltimore						
ARIZONA						
at N.Y. Jets						
at Buffalo						
NEW ENGLAND						
<b>TOTALS</b>	<b>4</b>	<b>40</b>	<b>1</b>	<b>8</b>	<b>69</b>	<b>1</b>



## THIRD AND FOURTH DOWNS

2016 GAME-BY-GAME THIRD DOWNS						
	MIAMI			OPPONENTS		
GAME	MADE	ATT	PCT	MADE	ATT	PCT
at Seattle	3	14	21.4	5	16	31.3
at New England						
CLEVELAND						
at Cincinnati						
TENNESSEE						
PITTSBURGH						
BUFFALO						
N.Y. JETS						
at San Diego						
at Los Angeles						
SAN FRANCISCO						
at Baltimore						
ARIZONA						
at N.Y. Jets						
at Buffalo						
NEW ENGLAND						
<b>TOTALS</b>	<b>3</b>	<b>14</b>	<b>21.4</b>	<b>5</b>	<b>16</b>	<b>31.3</b>

2016 GAME-BY-GAME FOURTH DOWNS						
	MIAMI			OPPONENTS		
GAME	MADE	ATT	PCT	MADE	ATT	PCT
at Seattle	0	1	0.0	2	3	66.7
at New England						
CLEVELAND						
at Cincinnati						
TENNESSEE						
PITTSBURGH						
BUFFALO						
N.Y. JETS						
at San Diego						
at Los Angeles						
SAN FRANCISCO						
at Baltimore						
ARIZONA						
at N.Y. Jets						
at Buffalo						
NEW ENGLAND						
<b>TOTALS</b>	<b>0</b>	<b>1</b>	<b>0.0</b>	<b>2</b>	<b>3</b>	<b>66.7</b>



## QUARTER-BY-QUARTER SCORING

2016 QUARTER-BY-QUARTER SCORING													
GAME	W/L	MIAMI						OPPONENTS					
		1Q	2Q	3Q	4Q	OT	TOT	1Q	2Q	3Q	4Q	OT	TOT
at Seattle	L	0	3	0	7	-	10	3	3	0	6	-	12
at New England													
CLEVELAND													
at Cincinnati													
TENNESSEE													
PITTSBURGH													
BUFFALO													
N.Y. JETS													
at San Diego													
at Los Angeles													
SAN FRANCISCO													
at Baltimore													
ARIZONA													
at N.Y. Jets													
at Buffalo													
NEW ENGLAND													
<b>TOTALS</b>	<b>0-1</b>	<b>0</b>	<b>3</b>	<b>0</b>	<b>7</b>	<b>-</b>	<b>10</b>	<b>3</b>	<b>3</b>	<b>0</b>	<b>6</b>	<b>-</b>	<b>12</b>

## LONGEST DRIVES

2016 MIAMI DOLPHINS LONGEST DRIVES		
PLAYS	NET YARDS	TIME
10 (at Seattle, 9/11)	86 (at Seattle, 9/11)	4:12 (at Seattle, 9/11)

2016 OPPONENTS LONGEST DRIVES		
PLAYS	NET YARDS	TIME
14 (at Seattle, 9/11)	78 (at Seattle, 9/11)	6:08 (at Seattle, 9/11)

## GAME-BY-GAME INACTIVES

2016 MIAMI DOLPHINS GAME-BY-GAME INACTIVES							
	Doughty	Parker	Pead	Ajayi	Pouncey	Dal. Thomas	Fede
at Seattle							
at New England							
CLEVELAND							
at Cincinnati							
TENNESSEE							
PITTSBURGH							
BUFFALO							
N.Y. JETS							
at San Diego							
at Los Angeles							
SAN FRANCISCO							
at Baltimore							
ARIZONA							
at N.Y. Jets							
at Buffalo							
NEW ENGLAND							



## GAME-BY-GAME STARTERS

2016 MIAMI DOLPHINS GAME-BY-GAME OFFENSE STARTERS											
GAME	WR	LT	LG	C	RG	RT	TE	WR	QB	RB	WR
at Seattle	Stills	Albert	Tunsil	Steen	Bushrod	James	Cameron	Landry	Tannehill	Foster	Carroo
at New England											
CLEVELAND											
at Cincinnati											
TENNESSEE											
PITTSBURGH											
BUFFALO											
N.Y. JETS											
at San Diego											
at Los Angeles											
SAN FRANCISCO											
at Baltimore											
ARIZONA											
at N.Y. Jets											
at Buffalo											
NEW ENGLAND											

2016 MIAMI DOLPHINS GAME-BY-GAME DEFENSE STARTERS											
GAME	DE	DT	DT	DE	LB	LB	LB	CB	CB	S	S
at Seattle	J. Jones	Suh	Phillips	Williams	Alonso	Misi	M. Thomas (CB)	Maxwell	Howard	Jones	Abdul-Quddus
at New England											
CLEVELAND											
at Cincinnati											
TENNESSEE											
PITTSBURGH											
BUFFALO											
N.Y. JETS											
at San Diego											
at Los Angeles											
SAN FRANCISCO											
at Baltimore											
ARIZONA											
at N.Y. Jets											
at Buffalo											
NEW ENGLAND											



## PARTICIPATION

2016 MIAMI DOLPHINS PARTICIPATION CHART																				
PLAYER	at SEA	at NE	CLE	at CIN	TEN	PIT	BUF	NYJ	at SD	at LA	SF	at BAL	ARZ	at NYJ	at BUF	NE	GP	GS	DNP	INA
Abdul-Quddus, Isa	S																1	1	0	0
Aikens, Walt	X																1	0	0	0
Ajayi, Jay	INA																0	0	0	1
Albert, Branden	LT																1	1	0	0
Alonso, Kiko	LB																1	1	0	0
Branch, Andre	X																1	0	0	0
Burgess, James	PS																0	0	0	0
Bushrod, Jermon	RG																1	1	0	0
Cameron, Jordan	TE																1	1	0	0
Carroo, Leonte	WR																1	1	0	0
Culliver, Chris	PUP																0	0	0	0
Darr, Matt	X																1	0	0	0
Denney, John	X																1	0	0	0
Doughty, Brandon	INA																0	0	0	1
Douglas, Jamil	PS																0	0	0	0
Drake, Kenyan	X																1	0	0	0
Duarte, Thomas	PS																0	0	0	0
Ekpre-Olomu, Ifo	IR																0	0	0	0
Fede, Terrence	INA																0	0	0	1
Foster, Arian	RB																1	1	0	0
Franks, Andrew	X																1	0	0	0
Grant, Jakeem	X																1	0	0	0
Gray, MarQueis	X																1	0	0	0
Hendy, A.J.	PS																0	0	0	0
Hewitt, Neville	X																1	0	0	0
Howard, Xavien	CB																1	1	0	0
Hull, Mike	X																1	0	0	0
Hunter, Justin	X																1	0	0	0
James, Ja'Wuan	RT																1	1	0	0
Jenkins, Jelani	X																1	0	0	0
John, Ulrick	PS																0	0	0	0
Jones, Jason	DE																1	1	0	0
Jones, Reshad	S																1	1	0	0
Jordan, Dion	NFI																0	0	0	0
Laing, Cleyon	PS																0	0	0	0
Landry, Jarvis	WR																1	1	0	0
Lippett, Tony	X																1	0	0	0
Lucas, Jordan	X																1	0	0	0
Maxwell, Byron	CB																1	1	0	0
McCain, Bobby	X																1	0	0	0
Misi, Koa	LB																1	1	0	0
Mitchell, Earl	X																1	0	0	0
Moore, Matt	DNP																0	0	1	0
Parker, DeVante	INA																0	0	0	1
Paysinger, Spencer	X																1	0	0	0
Pead, Isaiah	INA																0	0	0	1
Phillips, Jordan	DT																1	1	0	0
Pitts, Lafayette	PS																0	0	0	0
Pouncey, Mike	INA																0	0	0	1
Scott, Rashawn	PS																0	0	0	0
Sims, Dion	X																1	0	0	0
Steen, Anthony	C																1	1	0	0
Stills, Kenny	WR																1	1	0	0
Suh, Ndamukong	DT																1	1	0	0
Tannehill, Ryan	QB																1	1	0	0
Thomas, Dallas	INA																0	0	0	1
Thomas, Michael	CB																1	1	0	0
Tunsil, Laremy	LG																1	1	0	0
Turner, Billy	X																1	0	0	0
Urbik, Kraig	X																1	0	0	0
Vigil, Zach	NFI																0	0	0	0
Wake, Cameron	X																1	0	0	0
Warmesley, Julius	X																1	0	0	0
Watts, Brandon	PS																0	0	0	0
Williams, Damien	X																1	0	0	0
Williams, Jordan	PS																0	0	0	0
Williams, Mario	DE																1	1	0	0
LEGEND																				
POSITION IN CAPS = STARTER					INA = INACTIVE					SUSP = SUSPENDED					PUP = PHYSICALLY UNABLE TO PERFORM					
X = PLAYED/SUBSTITUTED					IR = INJURED RESERVE					PS = PRACTICE SQUAD					NFI = NON-FOOTBALL INJURY					
DNP = DID NOT PLAY					IRDR = INJURED RESERVE/DESIGNATED FOR RETURN					NOR = NOT ON ROSTER										

### LEGEND

POSITION IN CAPS = STARTER  
X = PLAYED/SUBSTITUTED  
DNP = DID NOT PLAY

INA = INACTIVE  
IR = INJURED RESERVE  
IRDR = INJURED RESERVE/DESIGNATED FOR RETURN

SUSP = SUSPENDED  
PS = PRACTICE SQUAD  
NOR = NOT ON ROSTER

PUP = PHYSICALLY UNABLE TO PERFORM  
NFI - NON-FOOTBALL INJURY



# National Football League Game Summary

NFL Copyright © 2016 by The National Football League. All rights reserved. This summary and play-by-play is for the express purpose of assisting media in their coverage of the game; any other use of this material is prohibited without the written permission of the National Football League. Updated: 9/12/2016

Date: Sunday, 9/11/2016 **Miami Dolphins at Seattle Seahawks** Start Time: 1:08 PM PDT  
at CenturyLink Field, Seattle, WA

## Game Day Weather

Game Weather: Sunny Temp: 61° F (16.1° C) Humidity: 68%, Wind: ESE 2 mph  
Played outdoor on Turf: FieldTurf Outdoor Weather: Sunny,

## Officials

Referee: Hussey, John (35) Umpire: Michalek, Tony (115) Head Linesman: Mackie, Wayne (106)  
Line Judge: Marinucci, Ron (107) Side Judge: Baynes, Allen (56) Field Judge: Buchanan, Jimmy (86)  
Back Judge: Ferguson, Keith (61) Replay Official: Wimmer, Mike ( )

## Lineups

Miami Dolphins				Seattle Seahawks			
Offense		Defense		Offense		Defense	
WR	10 K.Stills	CB	31 M.Thomas	WR	89 D.Baldwin	LDE	72 M.Bennett
LT	76 B.Albert	DE	97 J.Phillips	LT	78 B.Sowell	LDT	77 A.Rubin
LG	67 L.Tunsil	DE	98 J.Jones	LG	63 M.Glowinski	DT	93 T.McDaniel
C	65 A.Steen	DE	94 M.Williams	C	68 J.Britt	RDE	56 C.Avril
RG	74 J.Bushrod	LB	55 K.Misi	RG	73 J.Webb	OLB	35 D.Shead
RT	70 J.James	LB	47 K.Alonso	RT	79 G.Gilliam	MLB	54 B.Wagner
TE	84 J.Cameron	DT	93 N.Suh	TE	82 L.Willson	OLB	50 K.Wright
QB	17 R.Tannehill	CB	41 B.Maxwell	WR	15 J.Kearse	LCB	25 R.Sherman
RB	29 A.Foster	CB	25 X.Howard	QB	3 R.Wilson	RCB	20 J.Lane
WR	14 J.Landry	S	24 I.Abdul-Quddus	WR	16 T.Lockett	SS	31 K.Chancellor
WR	88 L.Carroo	S	20 R.Jones	RB	32 C.Michael	FS	29 E.Thomas

## Substitutions

K 3 A.Franks, P 4 M.Darr, WR 15 J.Hunter, WR 19 J.Grant, CB 21 J.Lucas, RB 26 D.Williams, CB 28 B.McCain, RB 32 K.Drake, S 35 W.Aikens, CB 36 T.Lippett, LB 42 S.Paysinger, LB 45 M.Hull, LB 46 N.Hewitt, TE 48 M.Gray, DE 50 A.Branch, LB 53 J.Jenkins, C/G 60 K.Urbik, DE 73 J.Warmsley, G 77 B.Turner, TE 80 D.Sims, DT 90 E.Mitchell, DE 91 C.Wake, LS 92 J.Denney

## Substitutions

K 4 S.Hauschka, P 9 J.Ryan, WR 10 P.Richardson, WR 19 T.McEvoy, CB 21 D.Elliott, RB 22 C.Prosise, FS 23 S.Terrell, SS 33 K.McCray, RB 34 T.Rawls, SS 40 T.Powell, FB 44 T.Tupou, LS 48 N.Frese, LB 52 B.Coyle, C 53 J.Hunt, DE 55 F.Clark, LB 57 M.Morgan, LB 58 K.Pierre-Louis, T 74 G.Fant, TE 86 B.Williams, TE 88 J.Graham, DT 90 J.Reed, DE 91 C.Marsh, DT 99 Q.Jefferson

## Did Not Play

QB 8 M.Moore

QB 2 T.Boykin

## Not Active

QB 6 B.Doughty, WR 11 D.Parker, RB 22 I.Pead, RB 23 J.Ajayi, C 51 M.Pouncey, G 63 Dal.Thomas, DE 78 T.Fede

CB 27 T.Simon, RB 36 A.Collins, LB 41 D.McDonald, G 70 R.Odhiambo, G/T 76 G.Ifedi, TE 81 N.Vannett, DT 98 G.Smith

## Field Goals (made ( ) & missed)

A.Franks		(41) 27B	S.Hauschka		(39) (38)		
			1	2	3	4	OT
VISITOR:	Miami Dolphins		0	3	0	7	0
HOME:	Seattle Seahawks		3	3	0	6	0
							Total
							10
							12

## Scoring Plays

Team	Qtr	Time	Play Description (Extra Point) (Drive Info)	Visitor	Home
Seahawks	1	5:11	S.Hauschka 39 yd. Field Goal (12-46, 6:08)	0	3
Dolphins	2	8:45	A.Franks 41 yd. Field Goal (6-19, 2:06)	3	3
Seahawks	2	0:00	S.Hauschka 38 yd. Field Goal (10-72, 1:52)	3	6
Dolphins	4	4:08	R.Tannehill 2 yd. run (A.Franks kick) (7-86, 3:01)	10	6
Seahawks	4	0:31	D.Baldwin 2 yd. pass from R.Wilson (kick blocked) (14-75, 3:37)	10	12

Paid Attendance: 69,012 Time: 3:05

# Final Individual Statistics

## Miami Dolphins

RUSHING	ATT	YDS	AVG	LG	TD
A.Foster	13	38	2.9	9	0
R.Tannehill	5	17	3.4	11	1
D.Williams	2	9	4.5	5	0
Total	20	64	3.2	11	1

PASSING	ATT	CMP	YDS	SK/YD	TD	LG	IN	RT
R.Tannehill	29	16	186	5/36	0	50	0	74.8
Total	29	16	186	5/36	0	50	0	74.8

PASS RECEIVING	TAR	REC	YDS	AVG	LG	TD
J.Landry	10	7	59	8.4	28	0
A.Foster	5	3	62	20.7	50	0
L.Carroo	2	2	14	7.0	12	0
J.Cameron	3	2	6	3.0	5	0
D.Williams	2	1	29	29.0	29	0
K.Stills	5	1	16	16.0	16	0
Total	27	16	186	11.6	50	0

INTERCEPTIONS	NO	YDS	AVG	LG	TD
I.Abdul-Quddus	1	9	9.0	9	0
Total	1	9	9.0	9	0

PUNTING	NO	YDS	AVG	NET	TB	IN20	LG
M.Darr	7	327	46.7	38.1	1	3	57
Total	7	327	46.7	38.1	1	3	57

PUNT RETURNS	NO	YDS	AVG	FC	LG	TD
J.Grant	3	16	5.3	0	7	0
J.Landry	1	16	16.0	2	16	0
Total	4	32	8.0	2	16	0

KICKOFF RETURNS	NO	YDS	AVG	FC	LG	TD
J.Grant	2	67	33.5	0	45	0
D.Williams	1	17	17.0	0	17	0
Total	3	84	28.0	0	45	0

## Miami Dolphins

FUMBLES	FUM	LOST	OWN-REC	YDS	TD	FORCED	OPP-REC	YDS	TD	OUT-BDS
A.Foster	1	0	0	0	0	0	0	0	0	0
R.Tannehill	1	0	0	0	0	0	0	0	0	1
J.James	0	0	1	0	0	0	0	0	0	0
K.Alonso	0	0	0	0	0	0	1	2	0	0
Total	2	0	1	0	0	0	1	2	0	1

## Seattle Seahawks

FUMBLES	FUM	LOST	OWN-REC	YDS	TD	FORCED	OPP-REC	YDS	TD	OUT-BDS
R.Wilson	1	1	0	-6	0	0	0	0	0	0
C.Marsh	0	0	0	0	0	1	0	0	0	0
Total	1	1	0	-6	0	1	0	0	0	0

## Seattle Seahawks

RUSHING	ATT	YDS	AVG	LG	TD
C.Michael	15	66	4.4	12	0
T.Rawls	12	32	2.7	8	0
R.Wilson	4	16	4.0	9	0
C.Prorise	1	-2	-2.0	-2	0
Total	32	112	3.5	12	0

PASSING	ATT	CMP	YDS	SK/YD	TD	LG	IN	RT
R.Wilson	43	27	258	3/18	1	24	1	77.5
Total	43	27	258	3/18	1	24	1	77.5

PASS RECEIVING	TAR	REC	YDS	AVG	LG	TD
D.Baldwin	11	9	92	10.2	22	1
J.Kearse	7	5	57	11.4	24	0
T.Rawls	3	3	26	8.7	11	0
T.Lockett	8	3	17	5.7	6	0
L.Wilson	4	2	26	13.0	19	0
C.Michael	4	2	5	2.5	5	0
C.Prorise	1	1	13	13.0	13	0
P.Richardson	2	1	11	11.0	11	0
J.Graham	1	1	11	11.0	11	0
Total	41	27	258	9.6	24	1

INTERCEPTIONS	NO	YDS	AVG	LG	TD
Total	0	0	0	0	0

PUNTING	NO	YDS	AVG	NET	TB	IN20	LG
J.Ryan	6	253	42.2	36.8	0	2	50
Total	6	253	42.2	36.8	0	2	50

PUNT RETURNS	NO	YDS	AVG	FC	LG	TD
T.Lockett	3	40	13.3	3	22	0
[TOUCHBACK]	1	0	0.0	0	0	0
Total	3	40	13.3	3	22	0

KICKOFF RETURNS	NO	YDS	AVG	FC	LG	TD
[TOUCHBACK]	3	0	0.0	0	0	0
Total	0	0	0.0	0	0	0

# Final Team Statistics

	Visitor Dolphins	Home Seahawks
<b>TOTAL FIRST DOWNS</b>	11	21
By Rushing	3	4
By Passing	7	16
By Penalty	1	1
<b>THIRD DOWN EFFICIENCY</b>	3-14-21%	5-16-31%
<b>FOURTH DOWN EFFICIENCY</b>	0-1-0%	2-3-67%
<b>TOTAL NET YARDS</b>	214	352
Total Offensive Plays (inc. times thrown passing)	54	78
Average gain per offensive play	4.0	4.5
<b>NET YARDS RUSHING</b>	64	112
Total Rushing Plays	20	32
Average gain per rushing play	3.2	3.5
Tackles for a loss-number and yards	1-2	3-7
<b>NET YARDS PASSING</b>	150	240
Times thrown - yards lost attempting to pass	5-36	3-18
Gross yards passing	186	258
<b>PASS ATTEMPTS-COMPLETIONS-HAD INTERCEPTED</b>	29-16-0	43-27-1
Avg gain per pass play (inc.# thrown passing)	4.4	5.2
<b>KICKOFFS Number-In End Zone-Touchbacks</b>	3-3-3	3-2-0
<b>PUNTS Number and Average</b>	7-46.7	6-42.2
Had Blocked	0	0
<b>FGs - PATs Had Blocked</b>	1-0	0-1
<b>Net Punting Average</b>	38.1	36.8
<b>TOTAL RETURN YARDAGE (Not Including Kickoffs)</b>	41	40
No. and Yards Punt Returns	4-32	3-40
No. and Yards Kickoff Returns	3-84	0-0
No. and Yards Interception Returns	1-9	0-0
<b>PENALTIES Number and Yards</b>	4-40	8-69
<b>FUMBLES Number and Lost</b>	2-0	1-1
<b>TOUCHDOWNS</b>	1	1
Rushing	1	0
Passing	0	1
<b>EXTRA POINTS Made-Attempts</b>	1-1	0-1
Kicking Made-Attempts	1-1	0-1
<b>FIELD GOALS Made-Attempts</b>	1-2	2-2
<b>RED ZONE EFFICIENCY</b>	1-3-33%	1-2-50%
<b>GOAL TO GO EFFICIENCY</b>	1-2-50%	1-1-100%
<b>SAFETIES</b>	0	0
<b>FINAL SCORE</b>	10	12
<b>TIME OF POSSESSION</b>	25:28	34:32

## Ball Possession And Drive Chart

### Miami Dolphins

#	Time Recd	Time Lost	Time Poss	How Ball Obtained	Drive Began	# Play	Yds Gain	Yds Pen	Net Yds	1st Down	Last Scrm	How Given Up
1	13:03	11:19	1:44	Punt	MIA 19	3	5	0	5	0	MIA 24	Punt
2	5:11	1:09	4:02	Kickoff	MIA 20	7	63	0	63	1	* SEA 17	Downs
3	14:09	12:26	1:43	Punt	MIA 29	3	2	0	2	0	MIA 31	Punt
4	10:51	8:45	2:06	Interception	SEA 42	6	19	0	19	1	SEA 23	Field Goal
5	5:40	4:21	1:19	Punt	MIA 27	4	16	0	16	1	MIA 43	Punt
6	3:28	1:52	1:36	Punt	MIA 38	3	6	-5	1	0	MIA 39	Punt
7	15:00	12:43	2:17	Kickoff	MIA 41	3	0	0	0	0	MIA 41	Punt
8	9:22	7:58	1:24	Punt	MIA 26	3	2	0	2	0	MIA 28	Punt
9	4:58	3:25	1:33	Downs	MIA 31	4	5	15	20	1	SEA 49	Punt
10	14:53	10:41	4:12	Fumble	SEA 36	10	27	0	27	2	* SEA 9	Missed FG
11	7:09	4:08	3:01	Punt	MIA 14	7	86	0	86	5	* SEA 2	Touchdown
12	0:31	0:00	0:31	Kickoff	MIA 18	3	-17	0	-17	0	MIA 9	End of Game

(385) Average MIA 32

### Seattle Seahawks

#	Time Recd	Time Lost	Time Poss	How Ball Obtained	Drive Began	# Play	Yds Gain	Yds Pen	Net Yds	1st Down	Last Scrm	How Given Up
1	15:00	13:03	1:57	Kickoff	SEA 25	5	19	0	19	1	SEA 44	Punt
2	11:19	5:11	6:08	Punt	SEA 33	12	51	-5	46	4	* MIA 21	Field Goal
3	1:09	14:09	2:00	Downs	SEA 17	3	9	0	9	0	SEA 26	Punt
4	12:26	10:51	1:35	Punt	SEA 18	3	5	0	5	0	SEA 23	Interception
5	8:45	5:40	3:05	Kickoff	SEA 25	6	26	-10	16	1	SEA 41	Punt
6	4:21	3:28	0:53	Punt	SEA 20	4	8	-10	-2	0	SEA 18	Punt
7	1:52	0:00	1:52	Punt	SEA 8	10	78	-6	72	4	MIA 20	Field Goal
8	12:43	9:22	3:21	Punt	SEA 19	6	-1	0	-1	1	SEA 18	Punt
9	7:58	4:58	3:00	Punt	SEA 49	5	20	0	20	1	MIA 31	Downs
10	3:25	14:53	3:32	Punt	SEA 11	6	17	10	27	2	SEA 44	Fumble
11	10:41	7:09	3:32	Missed FG	SEA 20	6	39	0	39	2	MIA 41	Punt
12	4:08	0:31	3:37	Kickoff	SEA 25	14	75	0	75	5	* MIA 2	Touchdown

(270) Average SEA 22

### \* inside opponent's 20

#### Time of Possession by Quarter

	1st	2nd	3rd	4th	OT	Total
Visitor Miami Dolphins	5:46	6:44	5:14	7:44		25:28
Home Seattle Seahawks	9:14	8:16	9:46	7:16		34:32

#### Kickoff Drive No.-Start Average

Dolphins: 3 - MIA 26      Seahawks: 3 - SEA 25

# Final Defensive Statistics

Miami Dolphins				Regular Defensive Plays									Special Teams						Misc			
	TKL	AST	COMB	SK	/ YDS	TFL	Q	IN	PD	FF	FR		TKL	AST	FF	FR	BL	TKL	AST	FF	FR	
R.Jones	6	6	12	0	0	1	0	0	1	0	0		0	0	0	0	0	0	0	0	0	
X.Howard	6	5	11	0	0	0	0	0	0	0	0		0	0	0	0	0	0	0	0	0	
K.Alonso	3	8	11	0	0	0	1	0	0	0	1		0	0	0	0	0	0	0	0	0	
K.Misi	5	5	10	0	0	0	0	0	0	0	0		0	0	0	0	0	0	0	0	0	
I.Abdul-Quddus	3	5	8	0	0	0	0	1	2	0	0		0	0	0	0	0	0	0	0	0	
J.Jenkins	1	6	7	0	0	0	0	0	0	0	0		0	0	0	0	0	0	0	0	0	
B.Maxwell	4	0	4	0	0	0	0	0	1	0	0		0	0	0	0	0	0	0	0	0	
N.Suh	2	2	4	1	13	1	3	0	1	0	0		0	0	0	0	0	0	0	0	0	
J.Phillips	0	4	4	0.5	0	0	1	0	0	0	0		0	0	0	0	0	0	0	0	0	
A.Branch	0	4	4	0	0	0	0	0	0	0	0		0	0	0	0	0	0	0	0	0	
M.Williams	1	1	2	1	5	1	1	0	0	0	0		0	0	0	0	0	0	0	0	0	
J.Warmsley	1	1	2	0	0	0	0	0	0	0	0		0	0	0	0	0	0	0	0	0	
B.McCain	1	1	2	0	0	0	0	0	0	0	0		0	0	0	0	0	0	0	0	0	
J.Jones	0	2	2	0.5	0	0	2	0	0	0	0		0	0	0	0	1	0	0	0	0	
M.Thomas	0	1	1	0	0	0	0	0	0	0	0		1	0	0	0	0	0	0	0	0	
E.Mitchell	0	1	1	0	0	0	0	0	0	0	0		0	0	0	0	0	0	0	0	0	
C.Wake	0	0	0	0	0	0	1	0	0	0	0		0	0	0	0	0	0	0	0	0	
S.Paysinger	0	0	0	0	0	0	0	0	0	0	0		1	0	0	0	0	0	0	0	0	
M.Gray	0	0	0	0	0	0	0	0	0	0	0		0	1	0	0	0	0	0	0	0	
M.Hull	0	0	0	0	0	0	0	0	0	0	0		0	1	0	0	0	0	0	0	0	
J.James	0	0	0	0	0	0	0	0	0	0	0		0	0	0	0	0	0	0	0	1	
Total	33	52	85	3	18	3	9	1	5	0	1		2	2	0	0	1	0	0	0	1	

TKL = Tackle AST = Assist COMB = Combined QH=QB Hit IN = Interception PD = Pass Defense FF = Forced Fumble FR = Fumble Recovery

Seattle Seahawks	Regular Defensive Plays												Special Teams					Misc			
	TKL	AST	COMB	SK	/ YDS	TFL	QH	IN	PD	FF	FR	TKL	AST	FF	FR	BL	TKL	AST	FF	FR	
K.Wright	3	8	11	1	2	1	1	0	0	0	0	0	0	0	0	0	0	0	0	0	0
K.Chancellor	3	4	7	0	0	1	0	0	0	0	0	0	0	0	0	0	0	0	0	0	0
B.Wagner	6	0	6	0	0	0	2	0	0	0	0	0	0	0	0	0	0	0	0	0	0
M.Bennett	2	4	6	1	9	1	3	0	0	0	0	0	0	0	0	0	0	0	0	0	0
E.Thomas	2	2	4	0	0	0	0	0	0	0	0	0	0	0	0	0	0	0	0	0	0
D.Shead	1	3	4	0	0	0	0	0	2	0	0	0	0	0	0	0	0	0	0	0	0
J.Lane	2	1	3	0	0	0	0	0	1	0	0	0	0	0	0	0	0	0	0	0	0
R.Sherman	2	1	3	0	0	0	0	0	0	0	0	0	0	0	0	0	0	0	0	0	0
F.Clark	1	2	3	1	8	1	1	0	0	0	0	0	0	0	0	0	0	0	0	0	0
C.Avril	2	0	2	1	8	1	2	0	0	0	0	0	0	0	0	0	0	0	0	0	0
J.Reed	0	2	2	0	0	0	0	0	2	0	0	0	0	0	0	0	0	0	0	0	0
T.McDaniel	0	2	2	0	0	0	0	0	0	0	0	0	0	0	0	0	0	0	0	0	0
C.Marsh	1	0	1	1	9	0	0	0	0	1	0	2	1	0	0	1	0	0	0	0	0
Q.Jefferson	0	1	1	0	0	0	0	0	0	0	0	0	0	0	0	0	0	0	0	0	0
M.Morgan	0	0	0	0	0	0	0	0	0	0	0	1	1	0	0	0	0	0	0	0	0
S.Hauschka	0	0	0	0	0	0	0	0	0	0	0	1	0	0	0	0	0	0	0	0	0
K.Pierre-Louis	0	0	0	0	0	0	0	0	0	0	0	1	0	0	0	0	0	0	0	0	0
T.Powell	0	0	0	0	0	0	0	0	0	0	0	0	1	0	0	0	0	0	0	0	0
B.Williams	0	0	0	0	0	0	0	0	0	0	0	0	1	0	0	0	0	0	0	0	0
L.Wilson	0	0	0	0	0	0	0	0	0	0	0	0	0	0	0	0	1	0	0	0	0
G.Gilliam	0	0	0	0	0	0	0	0	0	0	0	0	0	0	0	0	1	0	0	0	0
Total	25	30	55	5	36	5	9	0	5	1	0	5	4	0	0	1	2	0	0	0	0

Miami Dolphins vs Seattle Seahawks  
9/11/2016 at CenturyLink Field

# First Half Summary

PERIOD SCORES

Dolphins 0 3 = 3  
Seahawks 3 3 = 6

TIME OF POSSESSION

Dolphins 12:30  
Seahawks 17:30

Scoring Plays

Team	Qtr	Time	Play Description (Extra Point) (Drive Info)	Visitor	Home
Seahawks	1	5:11	S.Hauschka 39 yd. Field Goal (12-46, 6:08)	0	3
Dolphins	2	8:45	A.Franks 41 yd. Field Goal (6-19, 2:06)	3	3
Seahawks	2	0:00	S.Hauschka 38 yd. Field Goal (10-72, 1:52)	3	6

	Miami Dolphins	Seattle Seahawks
<b>TOTAL FIRST DOWNS</b>	3	10
First Downs Rushing-Passing-by Penalty	2 - 1 - 0	1 - 9 - 0
<b>THIRD DOWN EFFICIENCY</b>	1-7-14%	4-10-40%
<b>TOTAL NET YARDS</b>	111	196
Total Offensive Plays	25	41
<b>NET YARDS RUSHING</b>	48	57
<b>NET YARDS PASSING</b>	63	139
Gross Yards Passing	71	144
Times thrown-yards lost attempting to pass	1-8	2-5
<b>Pass Attempts-Completions-Had Intercepted</b>	14 - 8 - 0	26 - 16 - 1
<b>Punts-Number and Average</b>	4 - 47.8	4 - 44
<b>Penalties-Number and Yards</b>	2 - 15	6 - 49
<b>Fumbles-Number and Lost</b>	0 - 0	0 - 0
<b>Red Zone Efficiency</b>	0-1-0%	0-1-0%
<b>Average Drive Start</b>	MIA 32	SEA 21

Miami Dolphins										Seattle Seahawks									
RUSHING										RUSHING									
	ATT	YDS	AVG	LG	TD						ATT	YDS	AVG	LG	TD				
A.Foster	7	28	4.0	9	0					C.Michael	6	33	5.5	12	0				
R.Tannehill	1	11	11.0	11	0					T.Rawls	4	14	3.5	8	0				
D.Williams	2	9	4.5	5	0					R.Wilson	2	12	6.0	9	0				
										C.Prosise	1	-2	-2.0	-2	0				
Total	10	48	4.8	11	0					Total	13	57	4.4	12	0				
PASSING										PASSING									
	ATT	CMP	YDS	SK/YD	TD	LG	IN	RT			ATT	CMP	YDS	SK/YD	TD	LG	IN	RT	
R.Tannehill	14	8	71	1/8	0	50	0	70.8		R.Wilson	26	16	144	2/5	0	19	1	60.4	
Total	14	8	71	1/8	0	50	0	70.8		Total	26	16	144	2/5	0	19	1	60.4	
PASS RECEIVING										PASS RECEIVING									
	TAR	REC	YDS	AVG	LG	TD					TAR	REC	YDS	AVG	LG	TD			
J.Landry	4	4	8	2.0	10	0				D.Baldwin	7	6	59	9.8	18	0			
A.Foster	3	2	56	28.0	50	0				L.Willson	3	2	26	13.0	19	0			
J.Cameron	2	1	5	5.0	5	0				J.Kearse	3	2	20	10.0	15	0			
L.Carroo	1	1	2	2.0	2	0				T.Lockett	6	2	12	6.0	6	0			
K.Stills	3	0	0	0.0	0	0				C.Michael	2	2	5	2.5	5	0			
D.Williams	1	0	0	0.0	0	0				C.Prosise	1	1	13	13.0	13	0			
										T.Rawls	1	1	9	9.0	9	0			
										P.Richardson	1	0	0	0.0	0	0			
Total	14	8	71	8.9	50	0				Total	24	16	144	9.0	19	0			

Miami Dolphins														Seattle Seahawks									
Regular Defensive Plays														Special Teams									
	TKL	AST	COMB	SK	/ YDS	TFL	Q	IN	PD	FF	FR			TKL	AST	FF	FR	BL	TKL	AST	FF	FR	
X.Howard	5	3	8	0	0	0	0	0	0	0	0			0	0	0	0	0	0	0	0	0	
R.Jones	4	2	6	0	0	0	0	0	0	1	0			0	0	0	0	0	0	0	0	0	
K.Misi	2	3	5	0	0	0	0	0	0	0	0			0	0	0	0	0	0	0	0	0	
I.Abdul-Quddus	1	2	3	0	0	0	0	1	1	0	0			0	0	0	0	0	0	0	0	0	
<b>Total</b>	<b>12</b>	<b>10</b>	<b>22</b>	<b>0</b>	<b>0</b>	<b>0</b>	<b>0</b>	<b>1</b>	<b>2</b>	<b>0</b>	<b>0</b>			<b>0</b>	<b>0</b>	<b>0</b>	<b>0</b>	<b>0</b>	<b>0</b>	<b>0</b>	<b>0</b>	<b>0</b>	



# First Half Summary

Seattle Seahawks		Regular Defensive Plays											Special Teams					Misc			
	TKL	AST	COMB	SK	/ YDS	TFL	QH	IN	PD	FF	FR		TKL	AST	FF	FR	BL	TKL	AST	FF	FR
K.Wright	2	4	6	0	0	0	0	0	0	0	0		0	0	0	0	0	0	0	0	0
B.Wagner	4	0	4	0	0	0	1	0	0	0	0		0	0	0	0	0	0	0	0	0
K.Chancellor	3	0	3	0	0	1	0	0	0	0	0		0	0	0	0	0	0	0	0	0
R.Sherman	2	1	3	0	0	0	0	0	0	0	0		0	0	0	0	0	0	0	0	0
<b>Total</b>	<b>11</b>	<b>5</b>	<b>16</b>	<b>0</b>	<b>0</b>	<b>1</b>	<b>1</b>	<b>0</b>	<b>0</b>	<b>0</b>	<b>0</b>		<b>0</b>	<b>0</b>	<b>0</b>	<b>0</b>	<b>0</b>	<b>0</b>	<b>0</b>	<b>0</b>	<b>0</b>

## Play By Play

## First Quarter

9/11/2016

MIA wins the coin toss and elects to defer. SEA elects to Receive, and MIA elects to defend the north goal.

A.Franks kicks 65 yards from MIA 35 to end zone, Touchback.

## Seattle Seahawks at 15:00

1-10-SEA 25 (15:00) (Shotgun) R.Wilson pass short right to D.Baldwin pushed ob at SEA 32 for 7 yards (X.Howard).  
 2-3-SEA 32 (14:29) (Shotgun) R.Wilson pass short left to T.Lockett pushed ob at SEA 38 for 6 yards (B.Maxwell).  
1-10-SEA 38 (13:54) (Shotgun) R.Wilson pass short right to T.Lockett pushed ob at SEA 44 for 6 yards (X.Howard).  
 2-4-SEA 44 (13:23) (Shotgun) R.Wilson pass incomplete short right to T.Lockett.  
 3-4-SEA 44 (13:19) (Shotgun) R.Wilson pass incomplete short middle to T.Lockett (B.Maxwell).  
 4-4-SEA 44 (13:11) J.Ryan punts 37 yards to MIA 19, Center-N.Frese, fair catch by J.Landry.

P1

## Miami Dolphins at 13:03

1-10-MIA 19 (13:03) (Shotgun) R.Tannehill pass short left to J.Landry pushed ob at MIA 16 for -3 yards (K.Chancellor).  
*Penalty on MIA-K.Stills, Offensive Holding, declined.*  
 2-13-MIA 16 (12:45) A.Foster right end pushed ob at MIA 24 for 8 yards (K.Chancellor).  
 3-5-MIA 24 (12:08) (Shotgun) R.Tannehill pass short left to J.Landry to MIA 24 for no gain (K.Wright; D.Shead).  
 4-5-MIA 24 (11:27) M.Darr punts 43 yards to SEA 33, Center-J.Denney, fair catch by T.Lockett.

## Seattle Seahawks at 11:19

1-10-SEA 33 (11:19) (Shotgun) *PENALTY on SEA-G.Gilliam, False Start, 5 yards, enforced at SEA 33 - No Play.*  
 1-15-SEA 28 (11:19) (Shotgun) R.Wilson right end to SEA 31 for 3 yards (R.Jones).  
 2-12-SEA 31 (10:45) (Shotgun) R.Wilson pass short right to C.Michael to SEA 31 for no gain (K.Misi).  
 3-12-SEA 31 (10:04) (Shotgun) R.Wilson pass short right to C.Prosise to SEA 44 for 13 yards (K.Alonso; I.Abdul-Quddus).  
1-10-SEA 44 (9:23) C.Michael right tackle to SEA 45 for 1 yard (A.Branch; E.Mitchell). MIA-J.Phillips was injured during the play.  
 2-9-SEA 45 (9:02) (Shotgun) R.Wilson pass short left to J.Kearse to 50 for 5 yards (M.Thomas; K.Alonso).  
 3-4-50 (8:23) (Shotgun) R.Wilson pass short right to L.Willson to MIA 43 for 7 yards (J.Jenkins; X.Howard).  
1-10-MIA 43 (7:49) (Shotgun) R.Wilson pass short right to D.Baldwin pushed ob at MIA 29 for 14 yards (X.Howard).  
1-10-MIA 29 (7:19) C.Michael right tackle to MIA 17 for 12 yards (X.Howard; R.Jones).  
1-10-MIA 17 (6:42) T.Rawls up the middle to MIA 16 for 1 yard (J.Warmsley).  
 2-9-MIA 16 (6:05) (Shotgun) R.Wilson pass incomplete short middle to J.Kearse (R.Jones).  
 3-9-MIA 16 (5:56) (Shotgun) R.Wilson sacked at MIA 21 for -5 yards (M.Williams).  
 4-14-MIA 21 (5:15) **S.Hauschka 39 yard field goal is GOOD, Center-N.Frese, Holder-J.Ryan.**

P2

P3

P4

R5

<b>MIA 0 SEA 3, 12 plays, 46 yards, 6:08 drive, 9:49 elapsed</b>
--

S.Hauschka kicks 62 yards from SEA 35 to MIA 3. D.Williams to MIA 20 for 17 yards (M.Morgan).

## Miami Dolphins at 5:11, (1st play from scrimmage 5:05)

1-10-MIA 20 (5:05) (Shotgun) R.Tannehill pass short right to L.Carroo to MIA 22 for 2 yards (R.Sherman).  
 2-8-MIA 22 (4:31) A.Foster left guard to MIA 24 for 2 yards (M.Bennett; K.Wright).  
 3-6-MIA 24 (3:48) (Shotgun) R.Tannehill pass short left to A.Foster pushed ob at SEA 26 for 50 yards (K.Wright).  
1-10-SEA 26 (3:15) (Shotgun) A.Foster left guard to SEA 23 for 3 yards (M.Bennett).  
 2-7-SEA 23 (2:42) (Shotgun) R.Tannehill pass short right to J.Landry pushed ob at SEA 22 for 1 yard (B.Wagner).  
 3-6-SEA 22 (2:06) (Shotgun) R.Tannehill pass short middle to J.Cameron to SEA 17 for 5 yards (B.Wagner) [C.Avril]. Official measurement.  
 4-1-SEA 17 (1:21) A.Foster up the middle to SEA 17 for no gain (K.Chancellor).

P1

## Seattle Seahawks at 1:09

1-10-SEA 17 (1:09) (Shotgun) C.Prosise up the middle to SEA 15 for -2 yards (J.Phillips; A.Branch).  
 2-12-SEA 15 (:33) (Shotgun) R.Wilson scrambles left end to SEA 24 for 9 yards (B.Maxwell).

## END OF QUARTER

	Score	Time Poss	First Downs				Efficiencies	
			R	P	X	T	3 Down	4 Down
Miami Dolphins	0	5:46	0	1	0	1	1/3	0/1
Seattle Seahawks	3	9:14	1	4	0	5	2/4	0/0

## Second Quarter

9/11/2016

## Play By Play

Seattle Seahawks continued.

- 3-3-SEA 24 (15:00) (Shotgun) C.Michael up the middle to SEA 26 for 2 yards (K.Misi; N.Suh).
- 4-1-SEA 26 (14:20) J.Ryan punts 42 yards to MIA 32, Center-N.Frese. J.Grant to MIA 39 for 7 yards (C.Marsh).
- PENALTY on MIA, Illegal Block Above the Waist, 10 yards, enforced at MIA 39.*
- Timeout #1 by MIA at 14:09.

## Miami Dolphins at 14:09

- 1-10-MIA 29 (14:09) (Shotgun) R.Tannehill pass incomplete deep middle to K.Stills.
- 2-10-MIA 29 (14:01) (Shotgun) R.Tannehill sacked at MIA 21 for -8 yards (F.Clark).
- 3-18-MIA 21 (13:22) (Shotgun) R.Tannehill pass short middle to J.Landry to MIA 31 for 10 yards (E.Thomas; Q.Jefferson).
- 4-8-MIA 31 (12:40) M.Darr punts 46 yards to SEA 23, Center-J.Denney. T.Lockett to SEA 43 for 20 yards (M.Thomas).
- PENALTY on SEA-B.Coyle, Illegal Block Above the Waist, 10 yards, enforced at SEA 28.*

## Seattle Seahawks at 12:26

- 1-10-SEA 18 (12:26) T.Rawls up the middle to SEA 24 for 6 yards (X.Howard; M.Williams).
- 2-4-SEA 24 (11:40) T.Rawls right guard to SEA 23 for -1 yards (R.Jones; J.Jenkins).
- 3-5-SEA 23 (11:01) (Shotgun) R.Wilson pass deep right intended for L.Willson INTERCEPTED by I.Abdul-Quddus [J.Jones] at MIA 49. I.Abdul-Quddus to SEA 42 for 9 yards (L.Willson).

## Miami Dolphins at 10:51

- 1-10-SEA 42 (10:51) A.Foster right tackle to SEA 36 for 6 yards (K.Wright).
- 2-4-SEA 36 (10:16) A.Foster left tackle pushed ob at SEA 27 for 9 yards (B.Wagner).
- 1-10-SEA 27 (9:43) (Shotgun) R.Tannehill pass incomplete deep left to K.Stills.
- 2-10-SEA 27 (9:37) D.Williams right tackle to SEA 23 for 4 yards (R.Sherman).
- 3-6-SEA 23 (8:55) (Shotgun) R.Tannehill pass incomplete short left to K.Stills (D.Shead).
- 4-6-SEA 23 **(8:49) A.Franks 41 yard field goal is GOOD, Center-J.Denney, Holder-M.Darr.**

R2

MIA 3 SEA 3, 6 plays, 19 yards, 2:06 drive, 6:15 elapsed

A.Franks kicks 65 yards from MIA 35 to end zone, Touchback.

## Seattle Seahawks at 8:45

- 1-10-SEA 25 (8:45) R.Wilson pass incomplete short right to T.Lockett.
- 2-10-SEA 25 (8:39) (Shotgun) R.Wilson pass short left to D.Baldwin to SEA 29 for 4 yards (R.Jones) [N.Suh].
- 3-6-SEA 29 (7:55) (Shotgun) R.Wilson pass short middle to D.Baldwin to SEA 39 for 10 yards (K.Misi; K.Alonso).
- 1-10-SEA 39 (7:19) C.Michael up the middle to SEA 42 for 3 yards (K.Misi).
- 2-7-SEA 42 (6:43) R.Wilson pass incomplete deep left to P.Richardson.
- PENALTY on SEA-B.Sowell, Offensive Holding, 10 yards, enforced at SEA 42 - No Play.*
- 2-17-SEA 32 (6:36) (Shotgun) R.Wilson pass short left to T.Rawls to SEA 41 for 9 yards (I.Abdul-Quddus).
- 3-8-SEA 41 (5:56) (Shotgun) R.Wilson pass incomplete short middle to T.Lockett.
- 4-8-SEA 41 (5:52) J.Ryan punts 48 yards to MIA 11, Center-N.Frese. J.Landry to MIA 27 for 16 yards (T.Powell; B.Williams).

P6

## Miami Dolphins at 5:40

- 1-10-MIA 27 (5:40) (Shotgun) R.Tannehill right end to MIA 38 for 11 yards (B.Wagner).
- 1-10-MIA 38 (5:13) (Shotgun) D.Williams up the middle to MIA 43 for 5 yards (F.Clark; T.McDaniel).
- 2-5-MIA 43 (4:38) (Shotgun) R.Tannehill pass incomplete short middle to D.Williams (J.Reed).
- 3-5-MIA 43 (4:34) (Shotgun) R.Tannehill pass incomplete short right to A.Foster [B.Wagner].
- 4-5-MIA 43 (4:30) M.Darr punts 57 yards to end zone, Center-J.Denney, Touchback.

R3

## Seattle Seahawks at 4:21

- 1-10-SEA 20 (4:21) T.Rawls right tackle to SEA 28 for 8 yards (J.Jenkins; K.Misi).
- PENALTY on SEA-B.Williams, Offensive Holding, 10 yards, enforced at SEA 28.*
- 1-12-SEA 18 (3:57) (Shotgun) R.Wilson pass incomplete short right [C.Wake].
- 2-12-SEA 18 (3:51) (Shotgun) R.Wilson pass incomplete short left to P.Richardson.
- 3-12-SEA 18 (3:47) (Shotgun) R.Wilson pass incomplete deep right.
- 4-12-SEA 18 (3:38) J.Ryan punts 49 yards to MIA 33, Center-N.Frese. J.Grant to MIA 38 for 5 yards (C.Marsh; M.Morgan).

## Miami Dolphins at 3:28

- 1-10-MIA 38 (3:28) (Shotgun) R.Tannehill pass incomplete deep right to J.Cameron.
- 2-10-MIA 38 (3:23) A.Foster right end to MIA 38 for no gain (K.Wright; R.Sherman).

**Miami Dolphins vs Seattle Seahawks at CenturyLink Field**

3-10-MIA 38 (2:42) (Shotgun) *PENALTY on MIA-J.James, False Start, 5 yards, enforced at MIA 38 - No Play.*  
 3-15-MIA 33 (2:25) (Shotgun) R.Tannehill pass short right to A.Foster pushed ob at MIA 39 for 6 yards (K.Wright; E.Thomas).

Two-Minute Warning

4-9-MIA 39 (2:00) M.Darr punts 45 yards to SEA 16, Center-J.Denney, fair catch by T.Lockett.  
*PENALTY on SEA-K.McCray, Offensive Holding, 8 yards, enforced at SEA 16.*

**Seattle Seahawks at 1:52**

1-10-SEA 8 (1:52) (Shotgun) C.Michael left guard to SEA 12 for 4 yards (N.Suh; J.Phillips).  
 2-6-SEA 12 (1:30) (Shotgun) R.Wilson pass short middle to T.Lockett to SEA 21 for 9 yards (N.Suh).  
*PENALTY on SEA-B.Sowell, Offensive Holding, 6 yards, enforced at SEA 12 - No Play.*  
 2-12-SEA 6 (1:23) (Shotgun) C.Michael up the middle to SEA 17 for 11 yards (I.Abdul-Quddus; B.McCain).  
 3-1-SEA 17 (:57) (Shotgun) R.Wilson pass short left to D.Baldwin pushed ob at SEA 23 for 6 yards (B.McCain). P7  
1-10-SEA 23 (:52) (Shotgun) R.Wilson sacked at SEA 23 for 0 yards (sack split by J.Phillips and J.Jones).  
 Timeout #1 by SEA at 00:44.  
 2-10-SEA 23 (:44) (Shotgun) R.Wilson pass short middle to J.Kearse to SEA 38 for 15 yards (X.Howard). P8  
 Timeout #2 by SEA at 00:37.  
1-10-SEA 38 (:37) (Shotgun) R.Wilson pass short left to D.Baldwin to MIA 44 for 18 yards (R.Jones) [N.Suh]. P9  
 Timeout #3 by SEA at 00:30.  
1-10-MIA 44 (:30) (Shotgun) R.Wilson pass short right to C.Michael to MIA 39 for 5 yards (X.Howard).  
 2-5-MIA 39 (:15) (No Huddle, Shotgun) R.Wilson pass short right to L.Willson pushed ob at MIA 20 for 19 yards (R.Jones). P10  
1-10-MIA 20 (:09) (Shotgun) R.Wilson pass incomplete short left to D.Baldwin.  
 Timeout #2 by MIA at 00:04.  
 2-10-MIA 20 (:04) **S.Hauschka 38 yard field goal is GOOD, Center-N.Frese, Holder-J.Ryan.**

<b>MIA 3 SEA 6, 10 plays, 72 yards, 1:52 drive, 15:00 elapsed</b>
---

**END OF QUARTER**

	Score	Time Poss	First Downs				Efficiencies	
			R	P	X	T	3 Down	4 Down
<b>Miami Dolphins</b>	<b>3</b>	<b>6:44</b>	<b>2</b>	<b>0</b>	<b>0</b>	<b>2</b>	<b>0/4</b>	<b>0/0</b>
<b>Seattle Seahawks</b>	<b>6</b>	<b>8:16</b>	<b>0</b>	<b>5</b>	<b>0</b>	<b>5</b>	<b>2/6</b>	<b>0/0</b>

Third Quarter

9/11/2016

Play By Play

MIA elects to Receive, and SEA elects to defend the North goal.

S.Hauschka kicks 69 yards from SEA 35 to MIA -4. J.Grant pushed ob at MIA 41 for 45 yards (S.Hauschka).

Miami Dolphins at 15:00, (1st play from scrimmage 14:51)

1-10-MIA 41	(14:51) (Shotgun) A.Foster up the middle to MIA 44 for 3 yards. FUMBLES, recovered by MIA-J.James at MIA 44. J.James to MIA 44 for no gain (D.Shead).	
2-7-MIA 44	(14:08) (Shotgun) R.Tannehill sacked at MIA 35 for -9 yards (M.Bennett).	
3-16-MIA 35	(13:35) (Shotgun) R.Tannehill pass short middle to A.Foster to MIA 41 for 6 yards (K.Wright; F.Clark).	
4-10-MIA 41	(12:56) M.Darr punts 53 yards to SEA 6, Center-J.Denney. T.Lockett to SEA 19 for 13 yards (M.Gray; M.Hull).	

Seattle Seahawks at 12:43

1-10-SEA 19	(12:43) R.Wilson pass short left to J.Kearse to SEA 26 for 7 yards (B.Maxwell).	
2-3-SEA 26	(12:15) T.Rawls left tackle to SEA 28 for 2 yards (I.Abdul-Quddus).	
3-1-SEA 28	(11:39) T.Rawls up the middle to SEA 30 for 2 yards (J.Jenkins; I.Abdul-Quddus).	R11
<u>1-10-SEA 30</u>	(11:02) R.Wilson sacked at SEA 17 for -13 yards (N.Suh).	
2-23-SEA 17	(10:18) (Shotgun) T.Rawls left tackle to SEA 18 for 1 yard (J.Warmsley; K.Alonso).	
3-22-SEA 18	(9:37) (Shotgun) R.Wilson pass incomplete short left to T.Lockett.	
4-22-SEA 18	(9:33) J.Ryan punts 50 yards to MIA 32, Center-N.Frese. J.Grant pushed ob at MIA 48 for 16 yards (C.Marsh).	
	<i>PENALTY on MIA-D.Williams, Illegal Block Above the Waist, 10 yards, enforced at MIA 36.</i>	

Miami Dolphins at 9:22

1-10-MIA 26	(9:22) R.Tannehill pass short right to J.Cameron to MIA 27 for 1 yard (J.Lane).	
2-9-MIA 27	(8:55) (Shotgun) R.Tannehill right tackle to MIA 28 for 1 yard (K.Chancellor; J.Reed).	
3-8-MIA 28	(8:13) (Shotgun) R.Tannehill pass incomplete short right to J.Landry [B.Wagner].	
4-8-MIA 28	(8:10) M.Darr punts 45 yards to SEA 27, Center-J.Denney. T.Lockett to SEA 49 for 22 yards (S.Paysinger).	

Seattle Seahawks at 7:58

1-10-SEA 49	(7:58) (Shotgun) R.Wilson pass short right to T.Rawls to MIA 40 for 11 yards (K.Misi; I.Abdul-Quddus).	P12
<u>1-10-MIA 40</u>	(7:11) (Shotgun) T.Rawls right end pushed ob at MIA 35 for 5 yards (K.Misi).	
2-5-MIA 35	(6:39) (Shotgun) C.Michael right tackle to MIA 31 for 4 yards (R.Jones).	
3-1-MIA 31	(6:00) T.Rawls up the middle to MIA 31 for no gain (A.Branch; J.Phillips).	
4-1-MIA 31	(5:02) (Shotgun) R.Wilson pass incomplete short right to D.Baldwin (I.Abdul-Quddus).	

Miami Dolphins at 4:58

1-10-MIA 31	(4:58) A.Foster right end pushed ob at MIA 33 for 2 yards (T.McDaniel; K.Chancellor).	
	<i>PENALTY on SEA-K.Chancellor, Unnecessary Roughness, 15 yards, enforced at MIA 33.</i>	X4
<u>1-10-MIA 48</u>	(4:39) A.Foster right guard to MIA 48 for no gain (M.Bennett; K.Chancellor).	
2-10-MIA 48	(4:10) (Shotgun) A.Foster left guard to SEA 49 for 3 yards (M.Bennett; K.Chancellor).	
3-7-SEA 49	(3:36) (Shotgun) R.Tannehill pass incomplete short right to J.Landry (J.Lane) [M.Bennett].	
4-7-SEA 49	(3:32) M.Darr punts 38 yards to SEA 11, Center-J.Denney, fair catch by T.Lockett.	

Seattle Seahawks at 3:25

1-10-SEA 11	(3:25) T.Rawls up the middle to SEA 13 for 2 yards (A.Branch; I.Abdul-Quddus).	
2-8-SEA 13	(2:47) R.Wilson pass short right to P.Richardson to SEA 24 for 11 yards (J.Jenkins; X.Howard).	P13
<u>1-10-SEA 24</u>	(2:15) T.Rawls up the middle to SEA 25 for 1 yard (K.Misi).	
2-9-SEA 25	(1:42) (Shotgun) C.Michael left end to SEA 28 for 3 yards (K.Alonso).	
3-6-SEA 28	(1:03) (Shotgun) R.Wilson pass incomplete deep left to D.Baldwin [C.Wake].	
	<i>PENALTY on MIA-C.Wake, Roughing the Passer, 15 yards, enforced at SEA 28 - No Play.</i>	X14
<u>1-10-SEA 43</u>	(:56) C.Michael left tackle to SEA 49 for 6 yards (J.Jenkins; J.Jones).	
2-4-SEA 49	(:11) C.Michael right end ran ob at MIA 34 for 17 yards (K.Alonso).	
	<i>PENALTY on SEA, Illegal Shift, 5 yards, enforced at SEA 49 - No Play.</i>	

END OF QUARTER

	Score	Time Poss	First Downs				Efficiencies	
			R	P	X	T	3 Down	4 Down
Miami Dolphins	3	5:14	0	0	1	1	0/3	0/0
Seattle Seahawks	6	9:46	1	2	1	4	1/3	0/1

## Fourth Quarter

9/11/2016

## Play By Play

Seattle Seahawks continued.

2-9-SEA 44 (15:00) R.Wilson FUMBLES (Aborted) at SEA 37, RECOVERED by MIA-K.Alonso at SEA 38. K.Alonso to SEA 36 for 2 yards (G.Gilliam).

## Miami Dolphins at 14:53

1-10-SEA 36 (14:53) R.Tannehill pass incomplete short right.

2-10-SEA 36 (14:46) (Shotgun) A.Foster up the middle to SEA 36 for no gain (D.Shead; J.Reed).

3-10-SEA 36 (14:07) (Shotgun) R.Tannehill pass short middle to J.Landry to SEA 22 for 14 yards (J.Lane). P5

1-10-SEA 22 (13:23) R.Tannehill right end ran ob at SEA 17 for 5 yards (B.Wagner).

2-5-SEA 17 (12:52) (Shotgun) R.Tannehill pass incomplete short middle to J.Landry (J.Reed).

3-5-SEA 17 (12:48) (Shotgun) R.Tannehill pass short right to L.Carroo to SEA 5 for 12 yards (J.Lane; K.Wright). P6

1-5-SEA 5 (12:05) (Shotgun) R.Tannehill pass incomplete short left to A.Foster (D.Shead).

2-5-SEA 5 (12:02) (Shotgun) R.Tannehill left tackle to SEA 7 for -2 yards (K.Wright; M.Bennett).

3-7-SEA 7 (11:21) (Shotgun) R.Tannehill sacked at SEA 9 for -2 yards (K.Wright).

4-9-SEA 9 (10:45) A.Franks 27 yard field goal is BLOCKED (C.Marsh), Center-J.Denney, Holder-M.Darr.

## Seattle Seahawks at 10:41

1-10-SEA 20 (10:41) (Shotgun) R.Wilson pass short right to T.Rawls to SEA 26 for 6 yards (K.Misi).

2-4-SEA 26 (10:08) (Shotgun) T.Rawls up the middle to SEA 31 for 5 yards (K.Misi; K.Alonso). R15

1-10-SEA 31 (9:24) (Shotgun) R.Wilson pass deep left to J.Kearse ran ob at MIA 45 for 24 yards. P161-10-MIA 45 (8:50) (Shotgun) C.Michael right tackle to MIA 37 for 8 yards (R.Jones; K.Alonso).

2-2-MIA 37 (8:05) (Shotgun) C.Michael up the middle to MIA 41 for -4 yards (R.Jones).

Timeout #1 by SEA at 07:20.

3-6-MIA 41 (7:20) (Shotgun) R.Wilson pass incomplete short right to C.Michael.

4-6-MIA 41 (7:17) J.Ryan punts 27 yards to MIA 14, Center-N.Frese, fair catch by J.Landry.

## Miami Dolphins at 7:09

1-10-MIA 14 (7:09) R.Tannehill pass deep left to K.Stills to MIA 30 for 16 yards (E.Thomas). P7

1-10-MIA 30 (6:33) (No Huddle) A.Foster right guard to MIA 32 for 2 yards (C.Avril).

2-8-MIA 32 (5:57) (No Huddle) R.Tannehill pass short left to J.Landry to MIA 41 for 9 yards (E.Thomas). P8

1-10-MIA 41 (5:16) (Shotgun) R.Tannehill pass short left to J.Landry to SEA 31 for 28 yards (K.Wright; D.Shead). P91-10-SEA 31 (4:28) (Shotgun) R.Tannehill pass short left to D.Williams pushed ob at SEA 2 for 29 yards (B.Wagner). P101-2-SEA 2 (4:19) (Shotgun) R.Tannehill pass incomplete short left [M.Bennett].2-2-SEA 2 **(4:12) (Shotgun) R.Tannehill up the middle for 2 yards, TOUCHDOWN.** R11

A.Franks extra point is GOOD, Center-J.Denney, Holder-M.Darr.

MIA 10 SEA 6, 7 plays, 86 yards, 3:01 drive, 10:52 elapsed

A.Franks kicks 65 yards from MIA 35 to end zone, Touchback.

## Seattle Seahawks at 4:08

1-10-SEA 25 (4:08) (Shotgun) R.Wilson pass incomplete short right to L.Willson.

2-10-SEA 25 (4:01) (Shotgun) C.Michael up the middle to SEA 33 for 8 yards (K.Alonso; R.Jones).

3-2-SEA 33 (3:36) (Shotgun) C.Michael left end to SEA 34 for 1 yard (K.Alonso).

4-1-SEA 34 (3:05) (Shotgun) C.Michael up the middle to SEA 41 for 7 yards (K.Alonso). R17

1-10-SEA 41 (2:39) (No Huddle, Shotgun) R.Wilson pass short middle to J.Kearse to SEA 47 for 6 yards (K.Alonso; R.Jones).

2-4-SEA 47 (2:14) (No Huddle, Shotgun) R.Wilson pass incomplete short right to C.Michael [K.Alonso].

Timeout #1 by MIA at 02:11.

3-4-SEA 47 (2:11) (Shotgun) R.Wilson pass incomplete short middle to J.Kearse (N.Suh).

Timeout #2 by SEA at 02:08.

4-4-SEA 47 (2:08) (Shotgun) R.Wilson pass short left to D.Baldwin ran ob at MIA 31 for 22 yards (I.Abdul-Quddus). P18

1-10-MIA 31 (2:02) (No Huddle, Shotgun) R.Wilson scrambles left tackle to MIA 27 for 4 yards (J.Jenkins).

## Two-Minute Warning

2-6-MIA 27 (1:57) (Shotgun) R.Wilson pass short middle to J.Graham to MIA 16 for 11 yards (B.Maxwell). P19

1-10-MIA 16 (1:28) (Shotgun) R.Wilson pass short right to T.Lockett to MIA 11 for 5 yards (X.Howard).

Timeout #2 by MIA at 01:09.

2-5-MIA 11 (1:09) (Shotgun) R.Wilson pass short right to D.Baldwin to MIA 2 for 9 yards (R.Jones; X.Howard). P20



**Miami Dolphins vs Seattle Seahawks at CenturyLink Field**

Timeout #3 by MIA at 00:57.

1-2-MIA 2 (:57) (Shotgun) C.Michael left guard to MIA 2 for no gain (N.Suh).

2-2-MIA 2 **(:35) (No Huddle, Shotgun) R.Wilson pass short left to D.Baldwin for 2 yards, TOUCHDOWN.**

P21

S.Hauschka extra point is Blocked (J.Jones), Center-N.Frese, Holder-J.Ryan.

**MIA 10 SEA 12, 14 plays, 75 yards, 3:37 drive, 14:29 elapsed**

S.Hauschka kicks 69 yards from SEA 35 to MIA -4. J.Grant to MIA 18 for 22 yards (K.Pierre-Louis).

**Miami Dolphins at 0:31, (1st play from scrimmage 0:26)**

1-10-MIA 18 (:26) (Shotgun) R.Tannehill pass incomplete deep left to K.Stills.

2-10-MIA 18 (:20) (Shotgun) R.Tannehill sacked at MIA 9 for -9 yards (C.Marsh). FUMBLES (C.Marsh), ball out of bounds at MIA 11. Ball marked on the 9 because fumble forward not allowed.

3-19-MIA 9 (:00) (Shotgun) R.Tannehill sacked at MIA 1 for -8 yards (C.Avril).

**END OF QUARTER**

		Time	First Downs				Efficiencies	
	Score	Poss	R	P	X	T	3 Down	4 Down
<b>Miami Dolphins</b>	<b>10</b>	<b>7:44</b>	<b>1</b>	<b>6</b>	<b>0</b>	<b>7</b>	<b>2/4</b>	<b>0/0</b>
<b>Seattle Seahawks</b>	<b>12</b>	<b>7:16</b>	<b>2</b>	<b>5</b>	<b>0</b>	<b>7</b>	<b>0/3</b>	<b>2/2</b>

# Miscellaneous Statistics Report

Miami Dolphins vs Seattle Seahawks  
9/11/2016 at CenturyLink Field

## Ten Longest Plays for Miami Dolphins

Yards	Qtr	Play Start	Play Description
50	1	3-6-MIA 24	(3:48) (Shotgun) R.Tannehill pass short left to A.Foster pushed ob at SEA 26 for 50 yards (K.Wright).
29	4	1-10-SEA 31	(4:28) (Shotgun) R.Tannehill pass short left to D.Williams pushed ob at SEA 2 for 29 yards (B.Wagner).
28	4	1-10-MIA 41	(5:16) (Shotgun) R.Tannehill pass short left to J.Landry to SEA 31 for 28 yards (K.Wright; D.Shead).
17	3	1-10-MIA 31	(4:58) A.Foster right end pushed ob at MIA 33 for 2 yards (T.McDaniel; K.Chancellor). PENALTY on SEA-K.Chancellor, Unnecessary Roughness, 15 yards, enforced at MIA 33.
16	4	1-10-MIA 14	(7:09) R.Tannehill pass deep left to K.Stills to MIA 30 for 16 yards (E.Thomas).
14	4	3-10-SEA 36	(14:07) (Shotgun) R.Tannehill pass short middle to J.Landry to SEA 22 for 14 yards (J.Lane).
12	4	3-5-SEA 17	(12:48) (Shotgun) R.Tannehill pass short right to L.Carroo to SEA 5 for 12 yards (J.Lane; K.Wright).
11	2	1-10-MIA 27	(5:40) (Shotgun) R.Tannehill right end to MIA 38 for 11 yards (B.Wagner).
10	2	3-18-MIA 21	(13:22) (Shotgun) R.Tannehill pass short middle to J.Landry to MIA 31 for 10 yards (E.Thomas; Q.Jefferson).
9	2	2-4-SEA 36	(10:16) A.Foster left tackle pushed ob at SEA 27 for 9 yards (B.Wagner).

## Ten Longest Plays for Seattle Seahawks

Yards	Qtr	Play Start	Play Description
24	4	1-10-SEA 31	(9:24) (Shotgun) R.Wilson pass deep left to J.Kearse ran ob at MIA 45 for 24 yards.
22	4	4-4-SEA 47	(2:08) (Shotgun) R.Wilson pass short left to D.Baldwin ran ob at MIA 31 for 22 yards (I.Abdul-Quddus).
19	2	2-5-MIA 39	(:15) (No Huddle, Shotgun) R.Wilson pass short right to L.Willson pushed ob at MIA 20 for 19 yards (R.Jones).
18	2	1-10-SEA 38	(:37) (Shotgun) R.Wilson pass short left to D.Baldwin to MIA 44 for 18 yards (R.Jones) [N.Suh].
15	2	2-10-SEA 23	(:44) (Shotgun) R.Wilson pass short middle to J.Kearse to SEA 38 for 15 yards (X.Howard).
14	1	1-10-MIA 43	(7:49) (Shotgun) R.Wilson pass short right to D.Baldwin pushed ob at MIA 29 for 14 yards (X.Howard).
13	1	3-12-SEA 31	(10:04) (Shotgun) R.Wilson pass short right to C.Prosise to SEA 44 for 13 yards (K.Alonso; I.Abdul-Quddus).
12	1	1-10-MIA 29	(7:19) C.Michael right tackle to MIA 17 for 12 yards (X.Howard; R.Jones).
11	2	2-12-SEA 6	(1:23) (Shotgun) C.Michael up the middle to SEA 17 for 11 yards (I.Abdul-Quddus; B.McCain).
11	3	1-10-SEA 49	(7:58) (Shotgun) R.Wilson pass short right to T.Rawls to MIA 40 for 11 yards (K.Misi; I.Abdul-Quddus).

## Touchdown Scoring Information

		Offense	Defense	Special Teams
VISITOR	Miami Dolphins	1	0	0
HOME	Seattle Seahawks	1	0	0

## Player Scoring Information

Club	Player	TD	Rush TD	Rec TD	KO TD	Punt TD	Int TD	Fum TD	Misc TD	FG	XP	2Pt Rush	2Pt Rec	Sfty	Points
MIA	R.Tannehill	0	1	0	0	0	0	0	0	0	0	0	0	0	6
MIA	A.Franks	0	0	0	0	0	0	0	0	1	1	0	0	0	4
SEA	D.Baldwin	0	0	1	0	0	0	0	0	0	0	0	0	0	6
SEA	S.Hauschka	0	0	0	0	0	0	0	0	2	0	0	0	0	6

## Possession Detail

	First Half		Second Half		Game	
	Visitor	Home	Visitor	Home	Visitor	Home
Largest Lead	0	3	4	2	4	3
Drives Leading	0	2	0	4	0	6
Time of Possession Leading	0:00	3:35	0:00	13:25	0:00	17:00
Largest Deficit	-3	0	-2	-4	-3	-4
Drives Trailing	3	0	6	1	9	1
Time of Possession Trailing	7:51	0:00	12:58	3:37	20:49	3:37
Times Score Tied Up		1		0		1
Lead Changes		2		2		4



## 2015 MIAMI DOLPHINS FINAL REGULAR SEASON STATISTICS

WON 6, LOST 10				RUSHING				No.	Yds	Avg	Long	TD			
09/13 W 17-10	at Washington	76,512	Miller	194	872	4.5	85t	8							
09/20 L 20-23	at Jacksonville	65,443	Ajayi	49	187	3.8	24	1							
09/27 L 14-41	Buffalo	64,869	Tannehill	32	141	4.4	28	1							
10/04 L 14-27	New York Jets	83,986	Gray TM	31	122	3.9	16	0							
10/18 W 38-10	at Tennessee	62,342	Landry	18	113	6.3	22t	1							
10/25 W 44-26	Houston	65,251	D. Williams	16	59	3.7	19	0							
10/29 L 7-36	at New England	66,829	Matthews	1	4	4.0	4	0							
11/08 L 17-33	at Buffalo	70,214	M. Moore	3	-2	-7	0	0							
11/15 W 20-19	at Philadelphia	69,596	TEAM	344	1496	4.3	85t	11							
11/22 L 14-24	Dallas	65,115	OPPONENTS	502	2019	4.0	53	13							
11/29 L 20-38	at New York Jets	78,160	RECEIVING	No.	Yds	Avg	Long	TD							
12/06 W 15-13	Baltimore	64,519	Landry	110	1157	10.5	50t	4							
12/14 L 24-31	New York Giants	65,408	Miller	47	397	8.4	54t	2							
12/20 L 14-30	at San Diego	66,676	Matthews	43	662	15.4	53t	4							
12/27 L 12-18	Indianapolis	65,482	Cameron	35	386	11.0	29	3							
01/03 W 20-10	New England	62,918	Stills	27	440	16.3	47t	3							
	Miami	Opp.	Parker	26	494	19.0	49	3							
TOTAL FIRST DOWNS		291	351	D. Williams	21	142	6.8	23	1						
	Rushing	72	112	Jennings	19	208	10.9	31	1						
	Passing	194	203	Sims	18	127	7.1	22	1						
	Penalty	25	36	Ajayi	7	90	12.9	20	0						
	3rd Down: Made/Att	63/205	96/221	Gray TM	6	72	12.0	25	0						
	3rd Down Pct.	30.7	43.4	Stoneburner	5	47	9.4	13	2						
	4th Down: Made/Att	8/22	4/12	Tannehill	1	9	9.0	9	0						
	4th Down Pct.	36.4	33.3	TEAM	365	4231	11.6	54t	24						
POSSESSION AVG.		27:22	32:38	OPPONENTS	350	4225	12.1	84t	31						
TOTAL NET YARDS		5307	6019	INTERCEPTIONS	No.	Yds	Avg	Long	TD						
	Avg. Per Game	331.7	376.2	Jones	5	104	20.8	42	2						
	Total Plays	977	1075	Grimes	4	20	5.0	17	0						
	Avg. Per Play	5.4	5.6	Bowman	1	38	38.0	38	0						
NET YARDS RUSHING		1496	2019	Shelby	1	22	22.0	22t	1						
	Avg. Per Game	93.5	126.2	Hewitt	1	0	0.0	0	0						
	Total Rushes	344	502	Br. McCain	1	0	0.0	0	0						
NET YARDS PASSING		3811	4000	TEAM	13	184	14.2	42	3						
	Avg. Per Game	238.2	250.0	OPPONENTS	12	176	14.7	43t	2						
	Sacked/Yards Lost	45/420	31/225	PUNTING	No.	Yds	Avg	Net TB	In Lg B						
	Gross Yards	4231	4225	Darr	92	4380	47.6	39.7	10 30 70 0						
	Att./Completions	588/365	542/350	TEAM	92	4380	47.6	39.7	10 30 70 0						
	Completion Pct.	62.1	64.6	OPPONENTS	77	3520	45.7	38.6	6 22 67 1						
	Had Intercepted	12	13	PUNT RETURNS	Ret	FC	Yds	Avg	Long	TD					
PUNTS/AVERAGE		92/47.6	77/45.7	Landry	36	16	356	9.9	69t	1					
NET PUNTING AVG.		92/39.7	77/38.6	Grimes	4	0	59	14.8	28	0					
PENALTIES/YARDS		134/1090	121/1005	Matthews	1	0	9	9.0	9	0					
FUMBLES/BALL LOST		23/7	12/3	TEAM	41	16	424	10.3	69t	1					
TOUCHDOWNS		39	46	OPPONENTS	50	15	526	10.5	58	0					
	Rushing	11	13	KICKOFF RETURNS	No.	Yds	Avg	Long	TD						
	Passing	24	31	D. Williams	21	457	21.8	37	0						
	Returns	4	2	Landry	13	321	24.7	50	0						
SCORE BY PERIODS		Q1	Q2	Q3	Q4	OT	PTS	L. James	2	54	27.0	29	0		
TEAM		47	113	67	83	0	310	Jones	2	43	21.5	25	0		
OPPONENTS		96	127	65	101	0	389	Mostert TM	2	57	28.5	32	0		
SCORING		TD-Ru-Pa-Rt	K-PAT	FG	S	PTS	Patmon LG	2	26	13.0	20	0			
Franks		0	0	0	0	33/36	13/16	0	72	Ajayi	1	20	20.0	20	0
Miller		10	8	2	0			0	60	Sheppard	1	0	0.0	0	0
Landry		6	1	4	1			0	38	Vigil	1	6	6.0	6	0
Matthews		4	0	4	0			0	24	TEAM	43	958	22.3	50	0
Cameron		3	0	3	0			0	18	OPPONENTS	23	508	22.1	41	0
Parker		3	0	3	0			0	18	FIELD GOALS	1-19	20-29	30-39	40-49	50+
Stills		3	0	3	0			0	18	Franks	1/ 1	3/ 3	4/ 4	4/ 6	1/2
Jones		2	0	0	2			0	12	TEAM	1/ 1	3/ 3	4/ 4	4/ 6	1/2
Stoneburner		2	0	2	0			0	12	OPPONENTS	0/ 0	5/ 5	9/10	4/ 9	3/5
Ajayi		1	1	0	0			0	8	Franks: (22G) (48G, 41G, 42N) ( ) ( ) (30G) (53G) (63N)					
Jennings		1	0	1	0			0	6	(48G) (42G, 22G) ( ) ( ) ( ) (36G) ( ) (33G, 20G) (38G, 46N, 19G)					
Shelby		1	0	0	1			0	6	19G)					
Sims		1	0	1	0			0	6	OPP: (45G, 46N) (27G, 58G, 28G) (26G, 51G, 54N) (22G, 48G, 40N) (37G) ( ) (52G, 36G) (43G) (32N, 37G) (30G) (41G)					
Tannehill		1	1	0	0			0	6	(38G, 31G, 55N) (35G, 48N) (28G, 48N) (38G) (34G, 46N)					
D. Williams		1	0	1	0			0	6	(38G, 31G, 55N) (35G, 48N) (28G, 48N) (38G) (34G, 46N)					
TEAM		39	11	24	4	33/36	13/16	0	310	2-Pt Conv: Ajayi, Landry, TM 2-3, OPP 0-1					
OPPONENTS		46	13	31	2	42/45	21/29	4	389						
SACKS: Vernon 7.5, Wake 7, Suh 6, D. Moore LG 4, D. Moore TM 1, Shelby 3.5, Jones 2, Phillips 2, Ko-															
vacs 1, C. McCain 1, TM 31, OPP 45 FUM/LOST: Tannehill 10/3, Douglas 4/0, D. Williams 2/1, Cameron															
1/0, L. James 1/0, Jones 1/1, Landry 1/0, Miller 1/1, Pouncey 1/0, Sims 1/1															
PASSING		Att	Cmp	Yds	Cmp%	Yds/Att	TD	TD%	Int	Int%	Long	Sack/Lost	Rating		
Tannehill		586	363	4208	61.9	7.18	24	4.1	12	2.0	54t	45/ 420	88.7		
Landry		1	1	9	100.0	9.00	0	0.0	0	0.0	9	0/ 0	104.2		
M. Moore		1	1	14	100.0	14.00	0	0.0	0	0.0	14	0/ 0	118.8		
TEAM		588	365	4231	62.1	7.20	24	4.1	12	2.0	54t	45/ 420	88.9		
OPPONENTS		542	350	4225	64.6	7.80	31	5.7	13	2.4	84t	31/ 225	97.4		



### 2015 REGULAR SEASON DEFENSIVE STATISTICS

PLAYER	SOLO	ASST	TOT	SACKS	YDS	TFL	QBH	INT	PD	FF	FR
Reshad Jones	106	29	135	2	13	9	2	5	10	0	1
Kelvin Sheppard	72	30	102	0	0	13	0	0	2	0	0
Koa Misi	59	19	78	0	0	8	1	0	1	0	0
Michael Thomas	56	15	71	0	0	2	0	0	2	0	0
Jelani Jenkins	50	21	71	0	0	6	0	0	3	1	1
Olivier Vernon	41	20	61	7.5	56.5	18	36	0	0	0	0
Ndamukong Suh	39	22	61	6	41	17	20	0	5	0	0
Brent Grimes	42	7	49	0	0	1	0	4	14	0	0
Jamar Taylor	35	13	48	0	0	0	0	0	4	0	1
Brice McCain	31	8	39	0	0	0	0	1	10	0	0
Derrick Shelby	25	12	37	3.5	37.5	4	8	1	4	2	0
Neville Hewitt	22	10	32	0	0	3	1	1	3	0	0
Bobby McCain	19	3	22	0	0	0	0	0	4	0	0
Earl Mitchell	14	8	22	0	0	3	2	0	0	0	0
Walt Aikens	15	5	20	0	0	0	0	0	0	0	0
Jordan Phillips	14	5	19	2	14	2	5	0	4	0	0
Terrence Fede	9	7	16	0	0	0	1	0	0	0	0
Zach Vigil	8	3	11	0	0	1	0	0	0	0	0
Tony Lippett	9	1	10	0	0	0	0	0	1	0	0
Spencer Paysinger	8	2	10	0	0	0	0	0	0	0	0
Shamuel Gary	7	3	10	0	0	0	0	0	0	0	0
Cameron Wake	7	2	9	7	39	3	7	0	1	4	0
C.J. Mosley	4	3	7	0	0	1	2	0	0	0	0
Deandre Coleman	4	0	4	0	0	0	0	0	0	0	0
Damontre Moore	3	1	4	1	8	1	1	0	1	0	0
Chris McCain	2	0	2	1	7	0	1	0	0	1	0
Jordan Kovacs	2	0	2	1	9	1	1	0	0	0	0
Zackary Bowman	2	0	2	0	0	0	0	1	2	0	0
Mike Hull	1	0	1	0	0	0	0	0	0	0	0
A.J. Francis	1	0	1	0	0	0	0	0	0	0	0
Robert Thomas	0	1	1	0	0	0	0	0	0	0	0
Quinton Coples	0	0	0	0	0	0	1	0	0	0	0
<b>TOTALS</b>	<b>707</b>	<b>250</b>	<b>957</b>	<b>31</b>	<b>225</b>	<b>93</b>	<b>89</b>	<b>13</b>	<b>71</b>	<b>8</b>	<b>3</b>

**DEFENSIVE TOUCHDOWNS:** Reshad Jones - 2, Derek Shelby - 1.

**MISCELLANEOUS TACKLES:** Ryan Tannehill - 4, Mike Pouncey - 2, Jonas Gray - 1, Branden Albert - 1, Rishard Matthews - 1, Dion Sims - 1, Dallas Thomas - 1, DeVante Parker - 1, Billy Turner - 1.

**MISCELLANEOUS FORCED FUMBLES:** None.

**MISCELLANEOUS FUMBLE RECOVERIES:** Ryan Tannehill - 5, Mike Pouncey - 1, Jordan Cameron - 1, Jason Fox - 1, Ja'Wuan James - 1, Lamar Miller - 1.

### 2015 REGULAR SEASON SPECIAL TEAMS STATISTICS

PLAYER	SOLO	ASST	TOT	FF	FR	BLK
Spencer Paysinger	7	8	15	0	0	0
Michael Thomas	10	4	14	0	0	0
Walt Aikens	9	1	10	0	0	0
Neville Hewitt	5	2	7	0	0	0
Zach Vigil	7	0	7	0	0	1
Bobby McCain	4	2	6	0	0	0
Zackary Bowman	4	1	5	0	0	0
John Denney	3	1	4	0	0	0
Damien Williams	2	2	4	0	1	0
Kelvin Sheppard	3	0	3	0	0	0
Tony Lippett	3	0	3	0	0	0
James-Michael Johnson	2	1	3	0	0	0
Shamuel Gary	1	0	1	0	0	0
Jordan Kovacs	0	1	1	0	0	0
Brandon Williams	1	0	1	0	0	0
Matt Darr	1	0	1	0	0	0
<b>TOTALS</b>	<b>62</b>	<b>23</b>	<b>0</b>	<b>2</b>	<b>1</b>	<b>0</b>



## 2016 MIAMI DOLPHINS PRESEASON STATISTICS

WON 2, LOST 2				RUSHING				No.	Yds	Avg	Long	TD								
08/12 W 27-10	at New York Giants	73,575	Dan. Thomas	32	104	3.3	10	1												
08/19 L 14-41	at Dallas	82,862	Pead	15	99	6.6	45	0												
08/25 W 17- 6	Atlanta	45,974	Ajayi	18	49	2.7	16	0												
09/01 L 10-21	Tennessee	48,192	Tannehill	4	38	9.5	22	0												
	Miami	Opp.	D. Williams	20	35	1.8	13	2												
TOTAL FIRST DOWNS				68	71	Dysert	7	19	2.7	9	0									
Rushing				21	24	Drake	4	6	1.5	3	0									
Passing				40	38	Foster	7	5	0.7	6	1									
Penalty				7	9	Moore	2	5	2.5	9	0									
3rd Down: Made/Att				24/57	10/44	Douglas	1	0	0.0	0	0									
3rd Down Pct.				42.1	22.7	Doughty	4	-5	-1.3	0	0									
4th Down: Made/Att				2/5	2/5	TEAM	114	355	3.1	45	4									
4th Down Pct.				40.0	40.0	OPPONENTS	112	487	4.3	26	7									
POSSESSION AVG.				30:53	29:07	RECEIVING	No.	Yds	Avg	Long	TD									
TOTAL NET YARDS				1134	1230	Landry	9	74	8.2	16	0									
Avg. Per Game				283.5	307.5	Stills	8	124	15.5	55	2									
Total Plays				250	227	Whalen	7	75	10.7	20	0									
Avg. Per Play				4.5	5.4	D. Jones	6	72	12.0	21	0									
NET YARDS RUSHING				355	487	Carroo	6	40	6.7	9	0									
Avg. Per Game				88.8	121.8	Grant	5	73	14.6	24	0									
Total Rushes				114	112	Pead	5	41	8.2	30	0									
NET YARDS PASSING				779	743	D. Williams	5	18	3.6	10	0									
Avg. Per Game				194.8	185.8	Scott	4	37	9.3	13	0									
Sacked/Yards Lost				9/59	9/54	Parker	4	24	6.0	11	0									
Gross Yards				838	797	Sims	4	23	5.8	9	0									
Att./Completions				127/85	106/73	Dan. Thomas	4	11	2.8	4	0									
Completion Pct.				66.9	68.9	Hazel	3	65	21.7	51t	1									
Had Intercepted				3	5	Cruz	3	28	9.3	19	0									
PUNTS/AVERAGE				24/42.5	19/45.7	Duarte	3	27	9.0	16t	1									
NET PUNTING AVG.				24/36.3	19/37.8	M. Gray	2	30	15.0	21	0									
PENALTIES/YARDS				31/255	29/253	Foster	2	20	10.0	16	0									
FUMBLES/BALL LOST				6/2	12/4	Ajayi	2	12	6.0	6	0									
TOUCHDOWNS				8	9	Cameron	2	11	5.5	6	0									
Rushing				4	7	Drake	1	33	33.0	33	0									
Passing				4	2	TEAM	85	838	9.9	55	4									
Returns				0	0	OPPONENTS	73	797	10.9	58	2									
SCORE BY PERIODS				Q1	Q2	Q3	Q4	OT	PTS	INTERCEPTIONS				No.	Yds	Avg	Long	TD		
TEAM				0	45	16	7	0	68	B. McCain	2	35	17.5	27	0					
OPPONENTS				31	30	17	0	0	78	Lippett	1	22	22.0	22	0					
SCORING				TD-Ru-Pa-Rt	K-PAT	FG	S	PTS	R. Jones	1	17	17.0	17	0						
Franks				0	0	0	0	7/ 7	2/ 3	0	13	Hendy	1	4	4.0	4	0			
Stills				2	0	2	0			0	12	TEAM	5	78	15.6	27	0			
D. Williams				2	2	0	0			0	12	OPPONENTS	3	19	6.3	19	0			
Koehn				0	0	0	0	1/ 1	2/ 2	0	7	PUNTING	No.	Yds	Avg	Net	TB	In	Lg	B
Duarte				1	0	1	0			0	6	Darr	24	1019	42.5	36.3	1	8	58	0
Foster				1	1	0	0			0	6	TEAM	24	1019	42.5	36.3	1	8	58	0
Hazel				1	0	1	0			0	6	OPPONENTS	19	869	45.7	37.8	2	6	68	0
Dan. Thomas				1	1	0	0			0	6	PUNT RETURNS	Ret	FC	Yds	Avg	Long	TD		
TEAM				8	4	4	0	8/ 8	4/ 5	0	68	Grant	7	1	86	12.3	28	0		
OPPONENTS				9	7	2	0	9/ 9	5/ 5	0	78	Cruz	2	2	16	8.0	10	0		
2-Pt Conv: TM 0-0, OPP 0-0												Whalen	1	1	9	9.0	9	0		
SACKS: Warmesley 3, Aikens 1, C. Jones 1, Laing 1, C. McCain TM 1, Reed 1, (group) 1, TM 9, OPP 9												TEAM	10	4	111	11.1	28	0		
FUM/LOST: Doughty 2/1, Ajayi 1/1, Douglas 1/0, Paysinger 1/0, Steen 1/0												OPPONENTS	15	4	128	8.5	27	0		
												KICKOFF RETURNS	No.	Yds	Avg	Long	TD			
												Grant	4	102	25.5	30	0			
												Drake	2	45	22.5	23	0			
												Whalen	1	8	8.0	8	0			
												D. Williams	1	15	15.0	15	0			
												TEAM	8	170	21.3	30	0			
												OPPONENTS	6	148	24.7	49	0			
												FIELD GOALS	1-19	20-29	30-39	40-49	50+			
												Franks	0/ 0	0/ 0	1/ 2	1/ 1	0/ 0			
												Koehn	0/ 0	1/ 1	0/ 0	1/ 1	0/ 0			
												TEAM	0/ 0	1/ 1	1/ 2	2/ 2	0/ 0			
												OPPONENTS	0/ 0	2/ 2	1/ 1	0/ 0	2/ 2			
												Franks: (49G) () (37N) (39G)								
												Koehn: (28G) () (45G) ()								
												TM: (49G,28G) () (37N,45G) (39G)								
												OPP: (20G) (51G,24G) (39G,53G) ()								
PASSING				Att	Cmp	Yds	Cmp%	Yds/Att	TD	TD%	Int	Int%	Long	Sack/Lost	Rating					
Tannehill				53	34	325	64.2	6.13	2	3.8	1	1.9	55	1/ 4	85.8					
Dysert				31	20	202	64.5	6.52	1	3.2	1	3.2	21	0/ 0	80.3					
Doughty				28	20	185	71.4	6.61	0	0.0	0	0.0	33	5/ 38	89.1					
Moore				15	11	126	73.3	8.40	1	6.7	1	6.7	51t	3/ 17	92.6					
TEAM				127	85	838	66.9	6.60	4	3.1	3	2.4	55	9/ 59	86.0					
OPPONENTS				106	73	797	68.9	7.52	2	1.9	5	4.7	58	9/ 54	77.4					



2016 PRESEASON DEFENSIVE STATISTICS											
PLAYER	SOLO	ASST	TOT	SACKS	YDS	TFL	QBH	INT	PD	FF	FR
Mike Hull	11	10	21	0	0	0	0	0	0	0	0
Shamuel Gary	11	4	15	0	0	1	0	0	0	1	0
Neville Hewitt	9	5	14	0	0	0	0	0	0	0	0
Spencer Paysinger	7	5	12	0	0	1	0	0	0	0	1
Cleyon Laing	7	2	9	1	8	4	2	0	0	0	0
Walt Aikens	6	2	8	1	5	0	0	0	0	1	0
Michael Thomas	6	2	8	0	0	0	0	0	0	1	1
James Burgess	6	2	8	0	0	1	0	0	0	0	0
Isa Abdul-Quddus	6	2	8	0	0	0	0	0	0	0	0
Kiko Alonso	6	2	8	0	0	0	1	0	0	0	0
Tony Lippett	6	1	7	0	0	0	0	1	1	0	0
Chris Jones	5	2	7	1	7	2	2	0	0	0	0
Julius Warmesley	6	0	6	3	19	2	3	0	0	1	0
Jordan Lucas	5	1	6	0	0	0	1	0	0	0	0
Terrence Fede	4	2	6	0	0	1	1	0	0	0	0
James-Michael Johnson	5	0	5	0	0	0	0	0	1	0	0
Rashaan Melvin	5	0	5	0	0	0	0	0	0	0	0
Bobby McCain	3	2	5	0	0	0	0	2	4	0	0
A.J. Hendy	3	2	5	0	0	0	0	1	2	0	0
Andre Branch	3	2	5	0	0	1	1	0	1	0	0
Ndamukong Suh	3	2	5	0	0	1	0	0	0	0	0
Byron Maxwell	4	0	4	0	0	0	0	0	1	0	0
Tyler Gray	4	0	4	0	0	1	0	0	0	0	0
Brandon Harris	3	1	4	0	0	0	0	0	1	0	0
Jelani Jenkins	3	1	4	0	0	0	0	0	0	0	0
Koa Misi	3	1	4	0	0	0	0	0	0	0	0
Reshad Jones	2	2	4	0	0	0	0	1	1	0	0
Chris McCain	3	0	3	1	1	2	1	0	0	0	0
Xavien Howard	3	0	3	0	0	0	0	0	0	0	0
Al Louis-Jean	2	1	3	0	0	0	0	0	0	0	0
Deandre Coleman	1	2	3	0	0	0	0	0	0	0	1
Mario Williams	1	1	2	0	0	0	0	0	0	0	0
Jordan Williams	1	1	2	0	0	1	1	0	0	0	0
Cedric Reed	1	0	1	1	5	1	1	0	0	0	0
Lafayette Pitts	1	0	1	0	0	0	0	0	1	0	0
Akil Blount	0	1	1	0	0	0	0	0	0	0	0
Jordan Phillips	0	0	0	0	0	0	1	0	0	0	0
Cameron Wake	0	0	0	0	0	0	1	0	0	0	0
<b>TOTALS</b>	<b>155</b>	<b>61</b>	<b>216</b>	<b>8</b>	<b>45</b>	<b>19</b>	<b>17</b>	<b>5</b>	<b>13</b>	<b>4</b>	<b>3</b>
<b>DEFENSIVE TOUCHDOWNS:</b> None. <b>MISCELLANEOUS TACKLES:</b> Jermon Bushrod - 1, Jordan Cameron - 1, Matt Moore - 1, Rashawn Scott - 1, Dallas Thomas - 1. <b>MISCELLANEOUS FORCED FUMBLES:</b> None. <b>MISCELLANEOUS FUMBLE RECOVERIES:</b> Brandon Doughty - 2, Ryan Tannehill - 1.											





2016 PRESEASON SPECIAL TEAMS STATISTICS						
PLAYER	SOLO	ASST	TOT	FF	FR	BLK
Mike Hull	4	2	6	1	0	0
A.J. Hendy	3	0	3	0	0	0
James Burgess	0	2	2	0	0	0
MarQueis Gray	2	0	2	0	0	0
Ryan DiSalvo	2	0	2	0	0	0
Shamiel Gary	1	0	1	0	0	0
Jordan Lucas	0	1	1	0	0	0
Terrence Fede	0	1	1	0	0	0
James-Michael Johnson	1	0	1	0	0	0
Rashaan Melvin	0	1	1	0	0	0
Bobby McCain	0	1	1	0	0	0
Tyler Gray	1	0	1	0	0	0
Brandon Harris	0	1	1	0	0	0
Akil Blount	0	1	1	0	0	0
Daniel Thomas	1	0	1	1	0	0
Rashawn Scott	1	0	1	0	0	0
Thomas Duarte	1	0	1	0	0	0
Leonte Carroo	1	0	1	0	0	0
Dominique Jones	0	1	1	0	0	0
Marshall Koehn	0	1	1	0	0	0
TOTALS	14	12	26	1	0	0