

TENNESSEE
TITANS



GAME RELEASE

WILD CARD WEEKEND



TITANS at PATRIOTS

JANUARY 4, 2020





SAINT THOMAS SPORTS PARK | 460 Great Circle Road | Nashville, TN 37228 | 615-565-4100 | TitansOnline.com | @Titans

ROBBIE BOHREN Senior Director of Communications | DWIGHT SPRADLIN Assistant Director of Media Relations
JARED PUFFER Media Relations Manager | KIM SMITH Media Relations Coordinator

FOR IMMEDIATE RELEASE

DECEMBER 30, 2019



TITANS TRAVEL TO NEW ENGLAND FOR SATURDAY NIGHT WILD CARD GAME



Tennessee Titans (9-7) at New England Patriots (12-4)

Saturday Jan. 4, 2020 • 8:15 p.m. EST/7:15 p.m. CST • Gillette Stadium • Foxborough, Mass. • TV: CBS

NASHVILLE — The Tennessee Titans (9-7) travel to New England this week to face the AFC East champion Patriots (12-4) in an AFC wild card playoff game. Kickoff at Gillette Stadium (capacity 65,878) is scheduled for 8:15 p.m. EST/7:15 p.m. CST on Saturday, Jan. 4.

This will mark the second playoff game between the two clubs in a three-year span. The Titans traveled to New England for a divisional game following the 2017 campaign and were defeated by the eventual AFC champions. In three all-time playoff meetings between the two charter American Football League teams, the Patriots own a 2-1 advantage.

THE BROADCAST

This week's game will be nationally televised on CBS, including Nashville affiliate WTVF NewsChannel 5. The broadcast team includes play-by-play announcer **Jim Nantz**, analyst **Tony Romo** and sideline reporter **Tracy Wolfson**.

Fans can livestream the game on their mobile devices from the Titans app (iOS only), the NFL app and the Yahoo! Sports app. Restrictions apply. For more information visit TitansOnline.com.

The Titans Radio Network, including Nashville flagship 104.5 The Zone, will carry the game across the Mid-South with the "Voice of the Titans" **Mike Keith**, analyst **Dave McGinnis**, sideline reporter **Amie Wells** and gameday hosts **Rhett Bryan** and **Jonathan Hutton**.

Additionally, Westwood One Sports will broadcast the game to a national radio audience. Play-by-play announcer **Mike Tirico**, analyst **Tony Boselli** and field reporter **Laura Okmin** will have the call.

TITANS ENTER POSTSEASON ON HIGH NOTE

After beginning the season 2-4, the Titans won seven of their final 10 regular season games to clinch their second playoff berth in three years. It is their first playoff appearance under head coach **Mike Vrabel**, who was hired to his current post in 2018.

The Titans earned the sixth and final spot in the AFC playoffs by defeating the Houston Texans on the road in Week 17. **Derrick Henry** rushed for 211 yards and three touchdowns, while **Ryan Tannehill** passed for a pair of touchdowns in a 35-14 victory.

In his first season in Tennessee, **Tannehill** finished the regular season atop the NFL's passing charts. He was 201-of-286 for 2,742 yards with 22 touchdowns, six interceptions and a league-best 117.5 passer rating, which also qualified as the fourth-highest single-season passer rating in NFL history. **Tannehill**, who was acquired in an offseason trade, additionally led the NFL with a 9.6-yard passing average.

Running back **Derrick Henry** started at Houston after missing Week 16 due to a hamstring injury, and his performance against the Texans catapulted him to the NFL's season rushing title. He finished 2019 with 1,540 rushing yards to lead the NFL and accumulate the fourth-most rushing yards in a season in franchise history. His 16 rushing touchdowns during the regular season ranked second in team annals.

Titans head coach **Mike Vrabel** played in New England for head coach **Bill Belichick** from 2001 through 2008. While Vrabel was with the team, the Patriots earned six playoff berths and won three Super Bowls (2001, 2003 and 2004). Vrabel played in a total of 17 playoff contests with New England, totaling eight sacks and a pair of touchdown receptions.

General manager **Jon Robinson** also spent a large portion of his professional career with the Patriots. His 12 seasons there included his last five years as director of college scouting (2009-13).

THE PATRIOTS

The Patriots won the AFC East for the 11th straight season and for the 17th total time since Belichick was hired in 2000. Their 12-4 record gave them their 19th consecutive winning season. Belichick, who was born in Nashville, has delivered six Super Bowl championships to New England, including last year's victory over the Los Angeles Rams.

Quarterback **Tom Brady** is in his 20th NFL season. He ranks second in NFL history in passing yards (74,571) and second in passing touchdowns (541). The three-time NFL MVP and six-time Super Bowl champion totaled 4,057 passing yards and 24 touchdowns during the 2019 regular season.

Last week, the Patriots closed out the regular season with a 27-24 loss at home against the Miami Dolphins.

2019 TITANS SCHEDULE

REGULAR SEASON

Day	Date	Opponent	Result/ Kickoff	Score/ TV
Sun.	Sept. 8	at Cleveland	W	43-13
Sun.	Sept. 15	INDIANAPOLIS	L	17-19
Thur.	Sept. 19	at Jacksonville	L	7-20
Sun.	Sept. 29	at Atlanta	W	24-10
Sun.	Oct. 6	BUFFALO	L	7-14
Sun.	Oct. 13	at Denver	L	0-16
Sun.	Oct. 20	L.A. CHARGERS	W	23-20
Sun.	Oct. 27	TAMPA BAY	W	27-23
Sun.	Nov. 3	at Carolina	L	20-30
Sun.	Nov. 10	KANSAS CITY	W	35-32
Sun.	Nov. 17	Bye		
Sun.	Nov. 24	JACKSONVILLE	W	42-20
Sun.	Dec. 1	at Indianapolis	W	31-17
Sun.	Dec. 8	at Oakland	W	42-21
Sun.	Dec. 15	HOUSTON	L	21-24
Sun.	Dec. 22	NEW ORLEANS	L	28-38
Sun.	Dec. 29	at Houston	W	35-14

POSTSEASON

Sat.	Jan. 4	at New England	7:15 p.m.	CBS
------	--------	----------------	-----------	-----

All kickoff times Central

FINAL AFC SOUTH STANDINGS

TEAM	W	L	T	PCT	DIV	CONF
yx-Houston Texans	10	6	0	.625	4-2	8-4
x-Tennessee Titans	9	7	0	.563	3-3	7-5
Indianapolis Colts	7	9	0	.438	3-3	5-7
Jacksonville Jaguars	6	10	0	.375	2-4	6-6

x - Clinched playoff berth y - clinched division title

LAST WEEK: Ten 35 at Hou 14, Ind 20 at Jax 38

THIS WEEK'S WILD CARD GAMES (central time): Buf at Hou (Sat 3:35), Ten at NE (Sat 7:15), Min at NO (Sun 12:05), Sea at Phi (Sun 3:40)



FINGERTIP INFORMATION

Date of Game	Saturday, Jan. 4 2020
Kickoff Time	8:15 p.m. EST/7:15 p.m. CST
Venue	Gillette Stadium
Location	Foxborough, Mass.
Opened in	2002
Capacity	65,878
Surface	FieldTurf

Visiting Team	Tennessee Titans (9-7)
Website	www.TitansOnline.com
Media Guide	www.TitansOnline.com/mediaguide
Franchise since	1960 (1960-96 Houston Oilers; 1997-98 Tennessee Oilers)
Ownership	Amy Adams Strunk (Controlling Owner and Co-Chairman, Board of Directors); Susie Adams Smith (Co-Chairman, Board of Directors); Kenneth S. Adams, IV (Board of Directors); Barclay Adams; Susan Lewis
President/CEO	Steve Underwood
EVP/General Manager	Jon Robinson
Head Coach	Mike Vrabel (2018-present)
Defensive Coordinator	Dean Pees
Offensive Coordinator	Arthur Smith
2019 NFL Offensive Rank	12 (Total), 3 (Rush), 21 (Pass)
2019 NFL Defensive Rank	21 (Total), 12 (Rush), 24 (Pass)

Home Team	New England Patriots (12-4)
Website	www.patriots.com
Franchise since	1960
Charman & CEO	Robert K. Kraft
President	Jonathan A. Kraft
Director of Player Personnel	Nick Caserio
Head Coach	Bill Belichick
Offensive Coordinator	Josh McDaniels
2019 NFL Offensive Rank	15 (Total), 18 (Rush), 8 (Pass)
2019 NFL Defensive Rank	1 (Total), 6 (Rush), 2 (Pass)

Referee.....John Hussey

Television.....CBS

Nashville Affiliate.....WTVF NewsChannel 5

Mobile.....Titans App, NFL App and Yahoo! Sports App

Play-by-Play.....Jim Nantz

Analyst.....Tony Romo

Sideline Reporter.....Tracy Wolfson

Radio.....Titans Radio Network

Flagship.....WGFX 104.5 FM-The Zone

Satellite Radio.....TBA

Play-by-Play.....Mike Keith

Analyst.....Dave McGinnis

Gameday Hosts.....Rhett Bryan, Jonathan Hutton

Sideline Reporter.....Amie Wells

National Radio.....Westwood One Sports

Play-by-Play.....Mike Tirico

Analyst.....Tony Boselli

Sideline Reporter.....Laura Okmin



TITANS-PATRIOTS SERIES AT A GLANCE

- **Overall series (regular & postseason):** Patriots lead 25-17-1
- **Regular season series:** Patriots lead 23-16-1
- **Postseason series:** Patriots lead 2-1
- **Total points:** Titans 871, Patriots 1,069
- **Current streak:** One win by the Titans
- **Titans at home vs. Patriots:** 11-7
- **Titans on road vs. Patriots:** 6-18-1 (including 1-2 in playoffs)
- **Longest winning streak by Titans:** 4 (1975-1980)
- **Longest losing streak by Titans:** 7 (2003-2017)
- **Titans vs. Patriots at Nissan Stadium:** 2-2
- **Last time at Nissan Stadium:** Patriots 10 at TITANS 34 (11-11-18)
- **Titans vs. Patriots at Gillette Stadium:** 0-5 (including 0-2 in playoffs)
- **Last time at Gillette Stadium:** Titans 14 at PATRIOTS 35 (Divisional playoff on 1-13-18)
- **First time:** OILERS 24 at Boston Patriots 10 (11-25-60)
- **Mike Vrabel's record vs. Patriots:** 1-0
- **Bill Belichick's record vs. Titans:** 11-8 (4-6 with Cleveland; 7-2 with New England)
- **Mike Vrabel's record vs. Bill Belichick:** 1-0

A TITANS VICTORY WOULD ...

- Improve the all-time franchise postseason record to 16-20, including a 7-7 record as the Tennessee Titans (1999-present).
- Give the Titans at least one playoff victory in two of the last three seasons (2017 wild card win).
- Improve the franchise's record to 9-5 all-time in Wild Card games and a 5-4 record on the road in Wild Card games.
- Give the Titans their first playoff victory under second-year head coach **Mike Vrabel**.
- Improve the Titans' all-time record against the Patriots to 18-25-1, including a 2-2 postseason record.
- Improve **Mike Vrabel's** career record to 19-14 as a head coach, including playoffs.
- Improve QB **Ryan Tannehill's** combined starting record in the regular season and playoffs to 50-49, including an 8-3 record with the Titans.



WHAT TO LOOK FOR THIS WEEK

- The Titans have 23 players on the 53-man roster who have played in the playoffs and 30 players who have never appeared in a postseason contest (roster as of Dec. 29).
- The Titans are making their second postseason appearance in four seasons under general manager **Jon Robinson**. They finished their 2017 campaign with a win in the wild card round and a loss in the divisional round.
- WR **A.J. Brown** can become the franchise's first rookie to record a 100-yard receiving game in the postseason.
- RB **Derrick Henry** can notch his seventh 100-yard rushing game of 2019 and his 12th career 100-yard rushing game, including playoffs. He has one previous 100-yard playoff game (156 at Kansas City on Jan. 6, 2018). Henry would become the second player in franchise history (**Eddie George**) with multiple career 100-yard rushing games in the postseason.
- QB **Ryan Tannehill** is scheduled to appear in his first career playoff game.
- QB **Ryan Tannehill** can record his 20th career 300-yard game and his fourth 300-yard game of 2019, including postseason.

SERIES HISTORY

The Houston Oilers and Boston Patriots were charter members of the American Football League in 1960. In the league's inaugural season, the Oilers swept both games, winning 24-10 in New England and 37-21 in Houston. The teams met 20 times as part of the AFL (1960-69), with the Patriots earning a 10-9-1 advantage.

Upon the AFL-NFL merger in 1970, the Oilers moved to the AFC Central Division, and the Patriots began play in the AFC East. They officially became the New England Patriots in 1971.

Since 1989, the Patriots and Titans have met 13 times, and all but four of those games were played in New England.

Most recently, the eventual Super Bowl Champion Patriots visited Tennessee in Week 10 of the 2018 season. **Marcus Mariota's** two touchdown passes and **Derrick Henry's** two rushing touchdowns helped the Titans to a 34-10 victory. The Titans never trailed in the game.

The last time the Titans traveled to New England in the regular season was Dec. 20, 2015. Mariota's rookie season came to an end with an injury during the game, and the Patriots used three turnovers and five sacks to prevail 33-16. Brady passed for 267 yards and two touchdowns in the New England victory.

There have been three all-time postseason meetings between the organizations, most recently in the 2017 Divisional round. Following a victory in the first round at Kansas City, the Titans traveled to face the top-seeded Patriots and fell by a final score of 35-14. Patriots quarterback **Tom Brady** passed for 337 yards and three touchdowns, out-dueling Titans quarterback **Marcus Mariota** (254 yards, two touchdowns).

In a 2003 AFC Divisional playoff at Gillette Stadium, which was then the coldest game in Oilers/Titans history (4 degrees at kickoff), the Titans fell to the Patriots by a final score of 17-14. The game was tied at 14 going into the fourth quarter, but **Adam Vinatieri** booted a 46-yard field goal with four minutes to play that would prove to be the game-winner. Tennessee had a shot at the end as **Drew Bennett** caught two passes from **Steve McNair** in the final two minutes, but a third pass to Bennett fell incomplete on fourth-and-12, ending the drive. New England advanced to the AFC Championship and ultimately won Super Bowl XXVIII.

In a 1978 Divisional playoff contest, the Oilers traveled to Schaefer Stadium and advanced to the AFC Championship with a 31-14 win, courtesy of three touchdown passes by **Dan Pastorini** and 118 rushing yards by **Earl Campbell**.

In August 2019, the Patriots visited Nashville for two days of training camp practices. The visit concluded with a win by the Patriots in a preseason contest.

MOST RECENT MATCHUPS

2012 Week 1 • Sept. 9, 2012 • PATRIOTS 34 at Titans 13

Jake Locker records his first NFL start and completes 23 of 32 passes for 229 yards, one touchdown and one interception ... Patriots get 236 passing yards and two touchdown passes from Tom Brady and add 125 rushing yards from Stevan Ridley ... Patriots tight ends Rob Gronkowski and Aaron Hernandez combine for 12 receptions for 119 yards and two touchdowns ... Locker leaves the game in the fourth quarter with a left shoulder injury ... Chris Johnson limited to four yards on 11 carries.

2015 Week 15 • Dec. 20, 2015 • Titans 16 at PATRIOTS 33

Marcus Mariota is knocked out of the game in the second quarter with a knee injury, and Zach Mettenberger comes on to complete 20 of 28 passes for 242 yards and two touchdowns ... Tight end Delanie Walker scores two touchdowns ... Tom Brady leads the Patriots with 267 yards and a pair of touchdown passes ... The Patriots produce five sacks and force three turnovers, including a fumble recovery for a touchdown, helping them build a 24-3 lead in the first half.

2017 Divisional Round • Jan. 13, 2018 • Titans 14 at PATRIOTS 35

The Titans' season comes to an end in New England courtesy of a 337-yard, three-touchdown passing performance by Tom Brady ... Marcus Mariota passes for 254 yards with a pair of touchdown passes to rookie receiver Corey Davis (five catches for 63 yards) ... The Titans take a 7-0 lead into the second quarter before the Patriots score 35 consecutive points ... Five different Patriots score touchdowns ... Danny Amendola catches 11 passes for 112 yards for New England ... Mariota is sacked eight times.

2018 Week 10 • Nov. 11, 2018 • Patriots 10 at TITANS 34

The Titans score 17 points in the first quarter and never trail in the contest ... Marcus Mariota passes for 228 yards with touchdown passes to tight end Jonnu Smith and receiver Corey Davis ... Davis totals 125 yards on seven catches ... Derrick Henry rushes for two touchdowns ... The Titans defense shuts out the Patriots in the second half and for the game limits the Patriots to 40 rushing yards on 19 attempts ... The Titans sack Tom Brady three times and hold him to a 70.6 passer rating.

ALL-TIME SERIES RESULTS

TITANS vs. PATRIOTS Patriots lead 25-17-1

Date	Site	W/L	Score	Date	Site	W/L	Score
11-25-60	NE	W	24-10	9-21-75	NE	W	7-0
12-18-60	Hou	W	37-21	11-12-78	NE	W	26-23
10-13-61	NE	T	31-31	12-31-78	NE	W	31-14 (Div)
11-12-61	Hou	W	27-15	11-10-80	Hou	W	38-34
9-16-62	NE	L	21-34	10-18-81	NE	L	10-38
11-18-62	Hou	W	21-17	11-28-82	NE	L	21-29
11-1-63	NE	L	3-45	10-18-87	Hou	L	7-21
12-8-63	Hou	L	28-46	9-25-88	Hou	W	31-6
11-6-64	NE	L	24-25	10-8-89	NE	L	13-23
11-29-64	Hou	L	17-34	9-22-91	NE	L	20-24
9-19-65	Hou	W	10-31	10-17-93	NE	W	28-14
12-18-65	NE	L	14-42	9-20-98	NE	L	16-27
9-25-66	NE	L	21-27	12-16-02	Tenn	W	24-7
11-13-66	Hou	L	14-38	10-5-03	NE	L	30-38
11-5-67	NE	L	7-18	1-10-04	NE	L	14-17 (Div)
11-26-67	Hou	W	27-6	12-31-06	Tenn	L	23-40
10-13-68	NE	W	16-0	10-18-09	NE	L	0-59
12-15-68	Hou	W	45-17	9-9-12	Tenn	L	13-34
11-2-69	NE	L	0-24	12-20-15	NE	L	16-33
12-14-69	Hou	W	23-27	1-13-18	NE	L	14-35 (Div)
11-7-71	NE	L	20-28	11-11-18	Tenn	W	34-10
11-25-73	Hou	L	0-32				

TITANS-PATRIOTS: THE LAST MEETING

Titans 34, Patriots 10

Week 10 • Sunday, Nov. 11, 2018 • 12:00 p.m. CT • Nissan Stadium

GAME RECAP

In Week 10 of the 2018 season, the Titans hosted the New England Patriots and won by a score of 34-10.

On the opening kickoff, WR Darius Jennings returned the ball 58 yards and helped set the tone for Tennessee. As the Titans offense took the field, QB Marcus Mariota constructed a seven-play, 40-yard scoring drive that resulted in a four-yard touchdown pass to TE Jonnu Smith, as Tennessee put up points early, 7-0. New England's offense took the field and responded with their own scoring drive. Patriots QB Tom Brady connected with Patriots WR Josh Gordon for a 44-yard reception that flipped field position, but the Titans defense held up as New England was forced to settle for a 52-yard field goal. The Patriots got on the board, 7-3.

On the ensuing Tennessee possession, the Titans engineered another touchdown drive. With first down rushes by RB Dion Lewis (two), and RB Derrick Henry, and a first down reception by WR Corey Davis, the drive culminated in a 23-yard receiving score from Mariota to Davis. Tennessee doubled its lead, 14-3. Also in the first quarter, K Ryan Succop tacked on a 33-yard field goal as the Titans scored 17 points in the first quarter and posted a 17-3 lead.

In the second quarter, Brady tossed first down passes to Patriots WR Julian Edelman, Gordon, and Patriots RB James White, and Patriots RB Sony Michel added one rushing first down, but it was Patriots FB James Develin who ran in a one-yard score as New England cut the Titans' lead, 17-10. On the following drive, Davis, who ultimately finished the day with 125 receiving yards, helped the Titans battle back from a second-and-17 as he grabbed a 20-yard pass to move the chains. Smith and TE Anthony Firkser also converted first downs, to set up a one-yard rushing score by Henry. The Titans tacked on their third touchdown of the first half and went ahead, 24-10. The Patriots began driving on the following possession, but CB Logan Ryan halted New England's momentum and closed out the first half with a seven-yard sack of Brady.

In the third quarter, Tennessee put together a 10-play, 78-yard scoring drive with help by a 26-yard reception by WR Cameron Batson, a 27-yard reception by Davis, and a 20-yard scamper by Mariota, all of which went for first downs. Succop converted a 31-yard kick, as the Titans increased their lead, 27-10. New England punted on all of its third-quarter possessions.

In the fourth quarter, Tennessee secured the victory with another score. The Titans moved down the field with help from a trick play, as Jennings passed the ball 21 yards to Mariota. At the New England 10-yard line, Henry took the direct snap and ran into the end zone untouched for his second touchdown of the day, 34-10 Tennessee.

On the day, Tennessee's defense allowed just three third-down conversions on 15 attempts and sacked Brady a total of three times. With a 34-10 victory over the Patriots, the Titans improved to 5-4 on the season, and earned the team's second victory in six days.

SCORING

	1	2	3	4	Final
New England	3	7	0	0	10
Tennessee	17	7	3	7	34

TEAM	SCORING PLAY	TIME
Titans	J.Smith 4 yd. pass from M.Mariota (R.Succop kick)	1-11:29
Patriots	S.Gostkowski 52 yd. Field Goal	1-9:19
Titans	C.Davis 23 yd. pass from M.Mariota (R.Succop kick)	1-5:58
Titans	R.Succop 33 yd. Field Goal	1-2:35
Patriots	J.Develin 1 yd. run (S.Gostkowski kick)	2-12:49
Titans	D.Henry 1 yd. run (R.Succop kick)	2-1:09
Titans	R.Succop 31 yd. Field Goal	3-4:15
Titans	D.Henry 10 yd. run (R.Succop kick)	4-7:13

Missed FGs: S. Gostkowski 52WL.

Attendance: 69,363.

Time of Game: 2:59.

Weather: 46° F, wind SSW 4 mph.

Referee: Bill Vinovich.

CLICK TO WATCH HIGHLIGHTS



TEAM STATISTICS

	Patriots	Titans
TOTAL FIRST DOWNS	16	23
THIRD DOWN EFFICIENCY	3-15-20%	5-12-42%
FOURTH DOWN EFFICIENCY	2-3-67%	0-0-0%
TOTAL NET YARDS	284	385
Plays - Avg	65-4.4	63-6.1
NET YARDS RUSHING	40	150
Rushes - Avg.	19-2.1	36-4.2
NET YARDS PASSING	244	235
Sacks - Yards Lost	3-23	2-14
PASS ATT-COMP-INT	43-23-0	25-17-0
PUNTS - Avg.	6-49.7	5-48.2
PUNT RETURNS - Yards	2-30	3-42
KICKOFF RETURNS - Yards	3-74	2-78
Interceptions - Yards	0-0	0-0
PENALTIES Number and Yards	4-31	4-35
FUMBLES - Lost	0-0	3-0
TOUCHDOWNS	1	4
EXTRA POINTS Made-Attempts	1-1	4-4
FIELD GOALS Made-Attempts	1-2	2-2
RED ZONE EFFICIENCY	1-1-100%	4-6-67%
GOAL TO GO EFFICIENCY	1-1-100%	3-3-100%
SAFETIES	0	0
GIVEAWAYS	0	0
TAKEAWAYS	0	0
TIME OF POSSESSION	27:03	32:57

PATRIOTS STARTERS

OFFENSE				DEFENSE			
WR 10	J.Gordon	LDE 98	T.Flowers	LT 77	T.Brown	LDT 93	L.Guy
LG 62	J.Thuney	RDT 91	D.Wise	C 60	D.Andrews	RDE 58	K.Davis
RG 75	T.Karras	LB 54	D.Hightower	RT 61	M.Cannon	LB 21	D.Harmon
TE 83	D.Allen	LB 53	K.Van Noy	WR 11	J.Edelman	RCB 24	S.Gilmore
QB 12	T.Brady	LCB 30	J.McCourt	RB 84	C.Patterson	S 23	P.Chung
RB 28	J.White	S 32	D.McCourt				

TITANS STARTERS

OFFENSE				DEFENSE			
WR 19	T.Sharpe	DE 90	D.Jones	TE 81	J.Smith	DT 99	J.Casey
LT 77	T.Lewan	OLB 44	K.Correa	LG 67	Q.Spain	ILB 59	W.Woodyard
C 60	B.Jones	ILB 55	J.Brown	RG 64	J.Kline	OLB 98	B.Orakpo
RT 71	D.Kelly	CB 26	L.Ryan	RB 33	D.Lewis	CB 25	A.Jackson
WR 84	C.Davis	SS 24	K.Vaccaro	QB 8	M.Mariota	FS 31	K.Byard
RB 22	D.Henry	CB 21	M.Butler				

PATRIOTS INDIVIDUAL STATISTICS

Rushing	Att	Yds	Avg	Lg	TD
S.Michel	11	31	2.8	7	0
C.Patterson	4	11	2.8	9	0
B.Hoyer	1	2	2.0	2	0
J.Develin	1	1	1.0	1	1
T.Brady	1	0	0.0	0	0
J.White	1	-5	-5.0	-5	0
Total	19	40	2.1	9	1

Passing	Att	Cmp	Yds	TD	Lg	IN	Rt
T.Brady	41	21	254	0	44	0	70.6
B.Hoyer	1	1	7	0	7	0	95.8
J.Edelman	1	1	6	0	6	0	91.7
Total	43	23	267	0	44	0	72.5

Receiving	No	Yds	Avg	Lg	TD
J.Edelman	9	104	11.6	30	0
J.White	5	31	6.2	11	0
J.Gordon	4	81	20.3	44	0
P.Dorsett	2	18	9.0	11	0
J.Hollister	1	17	17.0	17	0
D.Allen	1	10	10.0	10	0
T.Brady	1	6	6.0	6	0
Total	23	267	11.6	44	0

Interceptions	No	Yds	Avg	Lg	TD
None					
Total	0	0	-	-	0

Leading Tacklers (Press Box Totals)

K. Van Noy 12-5-7; E. Roberts 6-4-2, M. Brown 6-3-3.

Sacks: E. Roberts 1; S. Gilmore 1.

FF: S. Gilmore 1.

FR: None.

TITANS INDIVIDUAL STATISTICS

Rushing	Att	Yds	Avg	Lg	TD
D.Henry	11	58	5.3	14	2
D.Lewis	20	57	2.9	12	0
M.Mariota	2	21	10.5	20	0
D.Fluellen	3	14	4.7	13	0
Total	36	150	4.2	20	2

Passing	Att	Cmp	Yds	TD	Lg	IN	Rt
M.Mariota	24	16	228	2	29	0	125.0
D.Jennings	1	1	21	0	21	0	118.8
Total	25	17	249	2	29	0	126.9

Receiving	No	Yds	Avg	Lg	TD
C.Davis	7	125	17.9	27	1
J.Smith	3	45	15.0	29	1
C.Batson	2	36	18.0	26	0
D.Lewis	2	11	5.5	8	0
M.Mariota	1	21	21.0	21	0
A.Firkser	1	11	11.0	11	0
D.Jennings	1	0	0.0	0	0
Total	17	249	14.6	29	2

Interceptions	No	Yds	Avg	Lg	TD
None					
Total	0	0	-	-	0

Leading Tacklers (Coaching Totals)

W. Woodyard 12-11-1; L. Ryan 7-5-2; K. Vaccaro 6-3-3.

Sacks: W. Woodyard 1.5; L. Ryan 1; J. Brown 0.5.

FF: None.

FR: None.

2019 TALE OF THE TAPE

OFFENSE	Tenn.	N.E.	NFL/Avg
GAMES (Won-Lost)	9-7	12-4	---
FIRST DOWNS	317	338	324.0
Rushing	104	110	97.3
Passing	177	197	193.8
Penalty	36	31	32.9
YDS GAINED (tot)	5805	5664	5565.8
Avg per Game	362.8	354.0	347.9
RUSHING (net)	2223	1703	1806.4
Avg per Game	138.9	106.4	112.9
Rushes	445	447	418.3
Yards per Rush	5.0	3.8	4.3
PASSING (net)	3582	3961	3759.4
Avg per Game	223.9	247.6	235.0
Passes Att.	448	620	557.9
Completed	297	378	354.1
Pct Completed	66.3	61.0	63.5
Yards Gained	3956	4153	4028.5
Sacked	56	28	39.9
Yards Lost	374	192	269.1
Had Intercepted	8	9	12.8
Yards Opp Ret	204	211	162.8
Opp TDs on Int	0	2	1.1
PUNTS	78	81	67.5
Avg Yards	47.1	44.9	45.2
PUNT RETURNS	22	29	27.4
Avg Return	7.7	8.0	7.6
Returned for TD	0	0	0.2
KICKOFF RETURNS	30	26	29.3
Avg Return	21.3	22.1	22.5
Returned for TD	0	0	0.2
PENALTIES	99	94	107.8
Yards Penalized	932	828	915.8
FUMBLES BY	21	13	20.3
Fumbles Lost	9	6	9.4
Opp Fumbles	16	26	20.3
Opp Fum Lost	9	11	9.4
POSS. TIME (avg)	28:31	31:42	30:00
TOUCHDOWNS	54	49	41.6
Rushing	21	17	14.0
Passing	29	25	24.9
Returns	4	7	2.8
EXTRA-PT KICKS	50/52	39/45	94%
2-PT CONVERSIONS	1/2	2/4	48%
FIELD GOALS/FGA	8/18	27/34	25/31
POINTS SCORED	402	420	365.0
DEFENSE	Tenn.	N.E.	NFL/Avg
POINTS ALLOWED	331	225	365.0
OPP FIRST DOWNS	335	261	324.0
Rushing	95	72	97.3
Passing	213	150	193.8
Penalty	27	39	32.9
OPP YARDS GAINED	5752	4414	5565.8
Avg per Game	359.5	275.9	347.9
OPP RUSHING(net)	1672	1528	1806.4
Avg per Game	104.5	95.5	112.9
Rushes	415	365	418.3
Yards per Rush	4.0	4.2	4.3
OPP PASSING(net)	4080	2886	3759.4
Avg per Game	255.0	180.4	235.0
Passes Att.	598	536	557.9
Completed	386	303	354.1
Pct Completed	64.5	56.5	63.5
Sacked	43	47	39.9
Yards Lost	276	328	269.1
INTERCEPTED BY	14	25	12.8
Yards Returned	158	353	162.8
Returned for TD	1	3	1.1
OPP PUNT RETURNS	30	28	27.4
Avg return	9.0	6.3	7.6
OPP KICKOFF RET	37	29	29.3
Avg return	23.7	20.9	22.5
OPP TOUCHDOWNS	39	25	41.6
Rushing	14	7	14.0
Passing	25	13	24.9
Returns	0	5	2.8



2019 SCHEDULES & RESULTS

TENNESSEE TITANS

PATRIOTS

REGULAR SEASON			
Date	Opponent	W/L	Score
09/08	at Cleveland	W	43-13
09/15	Indianapolis	L	17-19
09/19	at Jacksonville	L	7-20
09/29	at Atlanta	W	24-10
10/06	Buffalo	L	7-14
10/13	at Denver	L	0-16
10/20	LA Chargers	W	23-20
10/27	Tampa Bay	W	27-23
11/03	at Carolina	L	20-30
11/10	Kansas City	W	35-32
11/24	Jacksonville	W	42-20
12/01	at Indianapolis	W	31-17
12/08	at Oakland	W	42-21
12/15	Houston	L	21-24
12/22	New Orleans	L	28-38
12/29	at Houston	W	35-14

REGULAR SEASON			
Date	Opponent	W/L	Score
09/08	Pittsburgh	W	33-3
09/15	at Miami	W	43-0
09/22	N.Y. Jets	W	30-14
09/29	at Buffalo	W	16-10
10/06	at Washington	W	33-7
10/10	N.Y. Giants	W	35-14
10/21	at N.Y. Jets	W	33-0
10/27	Cleveland	W	27-13
11/03	at Baltimore	L	20-37
11/17	at Philadelphia	W	17-10
11/24	Dallas	W	13-9
12/01	at Houston	L	22-28
12/08	Kansas City	L	16-23
12/15	at Cincinnati	W	34-13
12/21	Buffalo	W	24-17
12/29	Miami	L	24-27

2019 REGULAR SEASON INDIVIDUAL LEADERS

Passing	Att	Cmp	Yds	Pct	Y/Att	TD	Int	Lg	Sack/Lost	Rtg
Titans										
R. Tannehill	286	201	2,742	70.3	9.6	22	6	91t	31/212	117.5
M. Mariota	160	95	1,203	59.4	7.5	7	2	75t	25/162	92.3
Patriots										
T. Brady	613	373	4,057	60.8	6.6	24	8	59	27/185	88.0

Rushing	No.	Yds	Avg	Long	TD
Titans					
D. Henry	303	1,540	5.1	74t	16
D. Lewis	54	209	3.9	17	0
R. Tannehill	43	185	4.3	25	4
Patriots					
S. Michel	247	912	3.7	26	7
R. Burkhead	65	302	4.6	33t	3

Receiving	No.	Yds	Avg	Long	TD
Titans					
A. Brown	52	1,051	20.2	91t	8
C. Davis	43	601	14.0	38	2
A. Humphries	37	374	10.1	30	2
J. Smith	35	439	12.5	57	3
Patriots					
J. Edelman	100	1,117	11.2	44	6
J. White	72	645	9.0	59	5
P. Dorsett	29	397	13.7	58t	5

Interceptions	No.	Yds	Avg	Long	TD
Titans					
K. Byard	5	79	15.8	28	0
L. Ryan	4	16	4.0	16	0
Patriots					
S. Gilmore	6	126	21.0	64t	2

Punting	No.	Yds	Avg	Net	TB	In	Lg	B
Titans								
B. Kern	78	3,672	47.1	43.1	2	37	70	0
Patriots								
J. Bailey	81	3,638	44.9	41.3	6	36	65	0

Punt Returns	No.	FC	Yds	Avg	Lg	TD
Titans						
A. Humphries	12	19	78	6.5	21	0
Patriots						
G. Olszewski	20	16	179	9.0	22	0

Kickoff Returns	No.	Yds	Avg	Lg	TD
Titans					
K. Raymond	18	403	22.4	45	0
Patriots					
B. Bolden	23	515	22.4	38	0

Scoring/Kickers	PAT	FG	Pts
Titans			
R. Succop	24/25	1/6	27
Patriots			
N. Folk	12/12	14/17	54

Sacks	Tot
Titans	
H. Landry III	9.0
Patriots	
J. Collins	7.0

Tackles *	Tot	Solo	Asst
Titans			
R. Evans	139	84	55
Patriots			
J. Collins	81	57	24

* Titans tackle statistics from coaches' tally; opponents' tackles from press box tally

2019 INDIVIDUAL NFL RANKINGS

(qualifiers only, where applicable)

Category	Team	Player	Stat	NFL Rank
Passer Rating	Titans	Ryan Tannehill	117.5	1
	Patriots	Tom Brady	88.0	19
Passing Yards	Titans	Ryan Tannehill	2,742	28
	Patriots	Tom Brady	4,057	7
Passing TDs	Titans	Ryan Tannehill	22	16t
	Patriots	Tom Brady	24	13t
Rushing Yards	Titans	Derrick Henry	1,540	1
	Patriots	Sony Michel	912	17
Rushing Average	Titans	Derrick Henry	5.08	6
	Patriots	Sony Michel	3.69	41
Rushing TDs	Titans	Derrick Henry	16	1t
	Patriots	Sony Michel	7	14t
Receptions	Titans	A.J. Brown	52	61t
	Patriots	Julian Edelman	100	5
Receiving Yards	Titans	A.J. Brown	1,051	24
	Patriots	Julian Edelman	1,117	18
Receiving TDs	Titans	A.J. Brown	8	9t
	Patriots	Julian Edelman	6	24t
Sacks	Titans	Harold Landry III	9.0	22t
	Patriots	Jamie Collins	7.0	44t
Interceptions	Titans	Kevin Byard	5	4t
	Patriots	Stephon Gilmore	6	1t

INDIVIDUAL HIGHLIGHTS VS. THE PATRIOTS

WR Corey Davis

- On 11/11/18 against New England, Davis caught seven passes for 125 yards and one touchdown. His receptions and yards rank as the second-most in a single game in his career.
- On 1/13/18 at New England in the divisional round, Davis made five receptions for 63 yards and two scores, including his first two career touchdowns.

WR/KR Darius Jennings

- On 11/11/18 against New England, Jennings returned two kicks for 78 yards, including a long of 58.

RB Dion Lewis

- On 11/11/18 against New England, Lewis carried the ball 20 times for 57 yards and added two catches for 11 yards against his former team. His 20 rushes were the second-most in a single game in his career.

QB Marcus Mariota

- On 11/11/18 against New England, Mariota completed 16 of 24 passes for 228 yards with two touchdowns and a 125.0 passer rating. Carried the ball twice for 21 yards and added one 21-yard reception.
- On 1/13/18 at New England in the divisional round, Mariota completed 22 of 37 passes for 254 yards and two scores. Added four rushes for 37 yards.

CB Logan Ryan

- On 11/11/18 against New England, Ryan totaled seven tackles and one sack against his former team.
- On 1/13/18 in the divisional round at New England, Ryan posted a playoff single-game high 11 tackles against his former team.

TE Jonnu Smith

- On 11/11/18 against New England, Smith caught three passes for a then-career-high 45 yards and one touchdown.

QB Ryan Tannehill

- In 11 career games against his former division opponent Patriots, Tannehill has completed 237 of 388 passes for 2,851 yards and 15 touchdowns. He has passed for 300+ yards in five contests against New England.
- On 12/15/13 against New England, Tannehill completed 25 of 37 passes for 312 yards and three touchdowns for a passer rating of 120.6 as a member of the Miami Dolphins.

- On 1/3/16 against New England, Tannehill was 25-for-38 for 350 yards with two touchdowns and no interceptions and a 112.8 passer rating during his tenure with the Dolphins.
- On 9/18/16 at New England, Tannehill completed 32 of 45 passes for 387 yards and two touchdowns as a Dolphin. He also rushed six times for 35 yards.

ILB Wesley Woodyard

- On 11/24/13 at New England, Woodyard posted 15 tackles as a member of the Denver Broncos, which is tied for his second-highest single-game tackle total.
- On 11/11/18 against New England, Woodyard tallied 12 tackles and 1.5 sacks.

LAST WEEK'S STARTERS

Titans vs. Texans | Patriots vs. Dolphins

TITANS OFFENSE

WR	84	Corey Davis
TE	81	Jonnu Smith
LT	77	Taylor Lewan
LG	76	Rodger Saffold III
C	60	Ben Jones
RG	64	Nate Davis
RT	78	Jack Conklin
WR	11	A.J. Brown
QB	17	Ryan Tannehill
FB	41	Khari Blasingame
RB	22	Derrick Henry

TITANS DEFENSE

DE	90	DaQuan Jones
DT	99	Jurrell Casey
OLB	44	Kamalei Correa
ILB	55	Jayon Brown
ILB	54	Rashaan Evans
OLB	58	Harold Landry III
CB	35	Tramaine Brock Sr.
CB	26	Logan Ryan
SS	24	Kenny Vaccaro
FS	31	Kevin Byard
CB	23	Tye Smith

PATRIOTS DEFENSE

DT	93	Lawrence Guy
DT	71	Danny Shelton
RE	55	John Simon
LB	58	Jamie Collins Sr.
LB	54	Dont'a Hightower
LB	53	Kyle Van Noy
S	21	Duron Harmon
RCB	24	Stephon Gilmore
LCB	27	J.C. Jackson
S	23	Patrick Chung
S	32	Devin McCourty

PATRIOTS OFFENSE

WR	14	Mohamed Sanu Sr.
LT	76	Isaiah Wynn
LG	62	Joe Thuney
C	75	Ted Karras
RG	69	Shaquille Mason
RT	61	Marcus Cannon
TE	84	Benjamin Watson
WR	15	N'Keal Harry
QB	12	Tom Brady
RB	26	Sony Michel
TE	83	Matt LaCosce



WHERE THE TEAMS RANK

2019 OFFENSIVE STATISTICS AND NFL RANKING

OFFENSIVE CATEGORY	TITANS STAT (RANK)	PATRIOTS STAT (RANK)
Yards / Game	362.8 (12)	354.0 (15)
Yards / Play	6.12 (4)	5.17 (23)
Rushing Yards / Game	138.9 (3)	106.4 (18)
Rushing Yards / Play	5.00 (3)	3.81 (25)
Passing Yards / Game	223.9 (21)	247.6 (8)
Passing Yards / Play	8.00 (1)	6.39 (18)
Interception Rate	1.79% (10)	1.45% (7)
Sacks / Pass Attempt	12.50% (32)	4.52% (5)
First Downs / Game	19.8 (17)	21.1 (13)
Punt Return Avg	7.7 (13)	8.0 (9)
Kickoff Return Avg	21.3 (23)	22.1 (17)
Field Goals Made	44.44% (32)	79.41% (19)
3rd Down Pct	37.84% (18)	38.33% (17)
4th Down Pct	28.57% (30)	40.00% (24)
Red Zone Pct	75.56% (1)	50.00% (26)
Goal to Go%	88.00% (1)	60.61% (27)
Avg Time of Possession	28:31 (29)	31:42 (4)
Points / Game	25.1 (10)	26.3 (7)
Turnover Ratio	+6 (9)	+21 (1)

2019 DEFENSIVE STATISTICS AND NFL RANKING

DEFENSIVE CATEGORY	TITANS STAT (RANK)	PATRIOTS STAT (RANK)
Yards / Game	359.5 (21)	275.9 (1)
Yards / Play	5.45 (16)	4.66 (1)
Rushing Yards / Game	104.5 (12)	95.5 (6)
Rushing Yards / Play	4.03 (7)	4.19 (14)
Passing Yards / Game	255.0 (24)	180.4 (2)
Passing Yards / Play	6.82 (19)	5.38 (2)
Interception Rate	2.34% (15)	4.66% (1)
Sacks / Pass Attempt	7.19% (17)	8.77% (6)
First Downs / Game	20.9 (20)	16.3 (1)
Punt Return Avg	9.0 (26)	6.3 (9)
Kickoff Return Avg	23.7 (20)	20.9 (9)
3rd Down Pct	36.27% (8)	24.10% (1)
4th Down Pct	40.00% (8)	36.36% (6)
Red Zone Pct	68.09% (31)	48.28% (4)
Goal to Go%	70.97% (16)	71.43% (17)
Points / Game	20.7 (12)	14.1 (1)
Point Differential / Game	4.4 (8)	12.2 (2)
Yard Differential / Game	3.3 (15)	78.1 (4)

PATRIOTS HEAD COACH BILL BELICHICK

BILL BELICHICK AT A GLANCE

- **Regular season record:** 273-127
- **Postseason record:** 31-11
- **Overall record:** 304-138
- **vs. Titans:** 11-8 (4-6 with Cle.; 7-2 with N.E.)
- **on the road vs. Titans:** 5-4
- **at home vs. Titans:** 6-4
- **vs. Mike Vrabel:** 0-1
- **Year as Patriots head coach:** 20
- **Year as NFL head coach:** 25



Bill Belichick's Assistant Coaching Staff:

Josh McDaniels	Offensive Coordinator / Quarterbacks
Cameron Achard	Assistant Special Teams
Steve Belichick	Safeties
Moses Cabrera	Head Strength and Conditioning
Nick Caley	Tight Ends
Ivan Fears	Running Backs
James Hardy	Assistant Strength & Conditioning
Joe Judge	Special Teams Coordinator / Wide Receivers
Deron Mayo	Assistant Strength & Conditioning
Dante Scarnecchia	Offensive Line
Cole Popovich	Assistant Running Backs
Mick Lombardi	Assistant Quarterbacks
Bret Blima	Defensive Line
Jerod Mayo	Inside Linebackers
Demarcus Covington	Outside Linebackers
Mike Pellegrino	Cornerbacks

Bill Belichick is in his 45th season as an NFL coach, his 25th season as an NFL head coach and his 20th season as the head coach of the Patriots.

In 20 seasons with New England, Belichick has delivered six Super Bowl championships, nine conference titles and 17 division crowns.

He has led the Patriots to 19 consecutive winning seasons (2001-2019). The only other NFL coach to have at least 10 consecutive winning seasons with one team since the 1970 merger was Landry, who led the Dallas Cowboys to 16 consecutive winning seasons (1970-1985).

Belichick led the Patriots to a 13-3 victory against the Los Angeles Rams in Super Bowl LIII, his sixth Super Bowl win as a head coach and the most of all time. In the process, he was able to secure his fourth AFC title in five years while winning his 10th straight AFC East division title.

During the 2017 season, Belichick became the third winningest coach in NFL history, surpassing **Tom Landry's** (270) career win total.

In 2016, Belichick led the Patriots to a 14-2 regular-season record to become the first head coach to win at least 14 regular season games in five separate seasons. He also captured his 14th AFC East title, passing Landry and Shula with 13. It was the eighth consecutive division crown for New England, which is also an NFL record. Belichick guided New England to a 34-28 overtime win against Atlanta in Super Bowl LI, his fifth Super Bowl win as a head coach, passing **Chuck Noll** for the most in league history.

In 2014, Belichick led the Patriots to a win in Super Bowl XLIX, his fourth Super Bowl win as a head coach, matching Noll for most Super Bowl victories. In the process, he won three postseason games to set an NFL record for career playoff victories by a head coach.

In 2013, Belichick guided New England to a 12-4 record, a fifth consecutive AFC East crown and third straight appearance in the AFC Championship Game. With his fifth victory of the season in 2013, Belichick passed Noll for fifth place on the NFL wins list with his 210th win as a head coach. With the victory over Indianapolis in the Divisional Playoff, Belichick collected his 19th playoff win to tie Shula (19) for the second most postseason wins among head coaches.

In 2007, Belichick earned Associated Press NFL Coach of the Year honors as the Patriots became the fourth team in the league's 90-year history to complete an undefeated regular season.

In 2005, New England won 11 games despite being forced to use 45 different starters, an NFL record for a division champion. New England capped off the 2004 season with another memorable playoff run, culminating in a 24-21 victory over the Philadelphia Eagles in Super Bowl XXXIX.

In 2001, his second season with the Patriots, the team rebounded from a 5-11 record in 2000 to improve to 11-5, tying what was then the franchise regular-season record for wins. With a 20-17 victory over the Rams in Super Bowl XXXVI, the Patriots tied the franchise's then-record of 14 overall wins. In 2003 and 2004, the Patriots eclipsed those marks in each season, posting identical 14-2 records in the regular season and notching 17 total wins and a Super Bowl title in each year.

Born in Nashville, Belichick grew up in Annapolis, Md., and later was a center and tight end at Wesleyan University in Middletown, Conn. He launched his coaching career in 1975 with the Baltimore Colts and continued as an assistant coach with Detroit (1976-77), Denver (1978) and the New York Giants (1979-1990).

TITANS-PATRIOTS CONNECTIONS

FORMER TITANS

- Patriots cornerback **Jason McCourty** was originally drafted by the Tennessee Titans in the sixth round (203rd overall) of the 2009 NFL Draft. McCourty appeared in 108 games with 90 starts for the club. He was voted a team captain three times during his eight-year stint with the organization. His career statistics with the Titans included 13 interceptions and five fumble recoveries.

FORMER PATRIOTS

- Titans executive vice president/general manager **Jon Robinson** spent 12 years with the Patriots, including his last five years there (2009-13) as the director of college scouting. He joined the Patriots as an area scout in 2002, a role he served for four seasons. Robinson then spent two years (2006-07) as a regional scout, before being promoted to assistant director of college scouting in 2008 and then director in 2009. In his time scouting for the Patriots, the team won 10 division titles, four conference titles, and two Super Bowls (2003, 2004). A number of Patriots players he scouted also contributed to the Super Bowl win following the 2014 campaign, when Robinson had already left the club for Tampa Bay.
- Titans head coach **Mike Vrabel** played under Patriots head coach **Bill Belichick** from 2001-08. Vrabel, who played 125 games with the Patriots, earned three Super Bowl victories (2001, 2003 and 2004), one Pro Bowl selection (2007) and an All-Pro honor (2007) with the club. His career statistics in New England included 48 sacks and 11 interceptions in the regular season, and he added eight touchdown receptions.
- Titans defensive coordinator **Dean Pees** joined the Patriots staff as the linebackers coach (2004) before being elevated to the defensive coordinator and serving in that role from 2006-09. Under his tenure, New England was the only NFL team to finish in the top 10 in scoring defense for four consecutive seasons.
- Titans cornerback **Malcolm Butler** (IR) signed with the Patriots as an undrafted free agent following the 2014 NFL Draft. He spent four seasons with the organization, finishing his stint with 56 passes defended and nine interceptions, including one of his most famous in Super Bowl XLIX at the goal line to seal a championship for the Patriots against the Seattle Seahawks.
- Titans running back **Dion Lewis** was signed as a free agent by the Patriots in 2015 and spent two seasons with the club. Lewis finished the 2017 season as the Patriots' leading rusher with 896 yards on 180 carries, including six touchdowns. Lewis was a part of New England's Super Bowl Championship following the 2016 campaign.
- Titans cornerback **Logan Ryan** was drafted by the Patriots in the third round (83rd overall) of the 2013 NFL Draft. Ryan played in all 64 regular season games in his four seasons (2013-2016) with the club. He totaled 251 tackles and 13 interceptions, one of which he ran back for a touchdown. Ryan is a two-time Super Bowl Champion, winning the title with the Patriots following the 2014 and 2016 campaigns.
- Titans wide receiver **Cody Hollister** originally signed with the Patriots as a rookie free agent in 2017. He spent the entire 2017 season on the Patriots' practice squad and spent the entire 2018 season on the Patriots' injured reserve list.
- Titans guard **Jamil Douglas** spent much of the 2016 season on the Patriots practice squad and remained with the team through the 2017 preseason.

PATRIOTS WITH TENNESSEE CONNECTIONS

- Patriots head coach **Bill Belichick** was born in Nashville.
- Patriots defensive lineman **Adam Butler** played college football at Vanderbilt. In four seasons with the Commodores (2012-2015), he played in 49 games with 36 starts, recording 109 tackles, 9.5 sacks, one forced fumble and two blocked extra points.
- Patriots kicker **Stephen Gostkowski** (IR) went to the University of Memphis. He finished his collegiate career as the Memphis and C-USA all-time leading scorer with 369 points.
- Patriots linebacker **Dont'a Hightower** grew up in Lewisburg, Tenn. He attended Marshall County High School where he was named 3A Mr. Football, and was ranked the No. 15 inside linebacker in the nation in 2008.
- Patriots offensive lineman **Shaq Mason** is a native of Columbia, Tenn., and attended Columbia Central High School. He was named All-State and All-District in 2009 and 2010 and was selected to play in the Tennessee East-West All-Star game.

- Patriots cornerback **Joejuan Williams** is a native of Nashville, Tenn., and attended Father Ryan High School. Williams also attended Vanderbilt University, where he played in 36 games and tallied 119 tackles, four interceptions and 30 passes defended.

TITANS WITH NEW ENGLAND CONNECTIONS

- Titans tight end **Anthony Firkser** appeared in 29 games with 24 starts over four seasons at Harvard (2013-16) and caught 99 passes for 1,559 yards and 14 touchdowns. He finished his career ranked 12th all-time in school history in receptions, ninth all-time in receiving yards and sixth all-time in touchdown receptions. He was named to the All-Ivy League second team as both a junior and sophomore.
- Titans outside linebacker **Harold Landry III** played 46 career games as a defensive end at Boston College, where he racked up 26 career sacks to rank second in school history behind Mathias Kiwanuka (37.5). His 47.5 tackles for loss also ranked second in Eagles history. In 2016, he set a Boston College record and led the nation with 16.5 sacks.
- Titans wide receiver **Tajae Sharpe** played college football at Massachusetts. In four seasons with the Minutemen (2012-2015), Sharpe appeared in 47 games with 43 starts, and finished his career as the school's all-time receiving leader with 277 receptions and 3,486 receiving yards. He was named first-team All-MAC in both 2014 and 2015, and finished his collegiate career ranked third in school history with 16 touchdowns and sixth with 3,497 all-purpose yards.
- Titans offensive assistant **Luke Steckel** was born in Boston, Mass.

COACHING CONNECTIONS

- Titans special teams coach **Craig Aukerman** with Patriots offensive coordinator/quarterbacks coach **Josh McDaniels** at Denver.
- Titans wide receiver coach **Rob Moore** played wide receiver at Syracuse University under Patriots running backs coach **Ivan Fears**, who coached receivers at the school for 10 years.

COACH-PLAYER CONNECTIONS

- Titans defensive assistant **Scott Booker** and assistant special teams coach **Matt Edwards** were coaching at Kent State at the same time Patriots wide receiver **Julian Edelman** was playing there.
- Patriots defensive end **John Simon** played at Ohio State when Titans head coach **Mike Vrabel** coached the team's linebackers and defensive linemen.
- Titans punter **Brett Kern** and linebacker **Wesley Woodyard** played for the Denver Broncos under Patriots offensive coordinator/quarterbacks coach **Josh McDaniels**, who was the head coach of the football club.
- Titans special teams coach **Craig Aukerman** was on the Chargers' coaching staff when Patriots defensive lineman **Lawrence Guy** played in San Diego.
- Titans defensive coordinator **Dean Pees** was the Ravens' defensive coordinator while Patriots defensive end **John Simon**, defensive back **Terrence Brooks** and defensive lineman **Lawrence Guy** played in Baltimore.

NOTABLE PRO TEAMMATES

- Titans outside linebacker **Kamalei Correa** with Patriots defensive lineman **Lawrence Guy** at Baltimore ... Titans guard/tackle **Dennis Kelly** with Patriots safety **Patrick Chung** at Philadelphia ... Titans center **Ben Jones** with Patriots defensive end **John Simon** at Houston ... Titans wide receiver **Darius Jennings** with Patriots defensive lineman **Danny Shelton** at Cleveland ... Titans quarterback **Ryan Tannehill** and outside linebacker **Cameron Wake** (IR) with Patriots running back **Brandon Bolden** at Miami.

NOTABLE COLLEGE TEAMMATES

- Titans linebacker **Daren Bates** with Patriots defensive back **Jonathan Jones** at Auburn ... Titans center **Ben Jones** with Patriots center **David Andrews** (IR) at Georgia ... Titans linebacker **Rashaan Evans** and running back **Derrick Henry** with Patriots running back **Damien Harris** at Alabama ... Titans cornerback **Logan Ryan** with Patriots defensive back **Duron Harmon** at Rutgers.

CAREER GAME-BY-GAME STATS VS. THE PATRIOTS: TITANS OFFENSE

QUARTERBACKS

Marcus Mariota (Passing)

Date	Opp	W-L	G/S	Att	Cmp	Pct	Yds	Yd/A	TD	TD%	Int	Int%	Lg	Sk	Lst	Rate
12/20/15	@ NE	L	QB	6	3	50.0	32	5.3	0	0.0	0	0.0	19	3	32	66.0
11/11/18	NE	W	QB	24	16	66.7	228	9.5	2	8.3	0	0.0	29	2	14	125.0
Totals		1-1	2/2	30	19	63.3	260	8.7	2	6.7	0	0.0	29	5	46	113.2
Playoffs																
1/13/18	@ NE	L	QB	37	22	59.5	254	6.9	2	5.4	0	0.0	36	8	52	98.3
Playoff Totals		0-1	1/1	37	22	59.5	254	6.9	2	5.4	0	0.0	36	8	52	98.3

Marcus Mariota

Date			Rushing						
Date	Opp	W-L	G/S	Att	Yds	Avg	Lg	TD	
12/20/15	@ NE	L	QB	0	0	-	-	0	
11/11/18	NE	W	QB	2	21	10.5	20	0	
Totals		1-1	2/2	2	21	10.5	20	0	
Playoffs									
1/13/18	@ NE	L	QB	4	37	9.3	11	0	
Playoff Totals		0-1	1/1	4	37	9.3	11	0	

Ryan Tannehill (Passing)

Date	Opp	W-L	G/S	Att	Cmp	Pct	Yds	Yd/A	TD	TD%	Int	Int%	Lg	Sk	Lst	Rate
12/2/12	NE	L	QB	29	13	44.8	186	6.4	0	0.0	0	0.0	28	3	10	66.2
12/30/12	@ NE	L	QB	35	20	57.1	235	6.7	0	0.0	1	2.9	22	7	26	65.8
10/27/13	@ NE	L	QB	42	22	52.4	192	4.6	2	4.8	2	4.8	25	6	47	60.8
12/15/13	NE	W	QB	37	25	67.6	312	8.4	3	8.1	0	0.0	39	4	23	120.6
9/7/14	NE	W	QB	32	18	56.3	178	5.6	2	6.3	1	3.1	24	1	9	79.9
12/14/14	@ NE	L	QB	47	29	61.7	346	7.4	1	2.1	2	4.3	50	4	38	73.5
10/29/15	@ NE	L	QB	44	28	63.6	300	6.8	0	0.0	2	4.5	29	5	45	64.6
1/3/16	NE	W	QB	38	25	65.8	350	9.2	2	5.3	0	0.0	46	1	8	112.8
9/18/16	@ NE	L	QB	45	32	71.1	387	8.6	2	4.4	2	4.4	33	0	0	93.5
9/30/11	@ NE	L	QB	20	11	55.0	100	5.0	0	0.0	1	5.0	22	2	19	47.9
12/9/18	NE	W	QB	19	14	73.7	265	13.9	3	15.8	0	0.0	69	4	36	155.2
Totals		4-7	11/11	388	237	61.1	2851	7.3	15	3.9	11	2.8	69	37	261	84.7

RUNNING BACKS

Khari Blasingame (FB)

			Rushing						Receiving							
Date	Opp	W-L	G/S	Att	Yds	Avg	Lg	TD	Rec	Yds	Avg	Lg	TD			
None																
Totals		0-0	0/0	0	0	-	-	0	0	0	-	-	0			

Derrick Henry

Common Horry		Rushing								Receiving					
Date	Opp	W-L	G/S	Att	Yds	Avg	Lg	TD	Rec	Yds	Avg	Lg	TD		
11/11/18	NE	W	RB	11	58	5.3	14	2	0	0	-	-	0		
Totals		1-0	1/1	11	58	5.3	14	2	0	0	-	-	0		
Playoffs															
1/13/18	@ NE	L	RB	12	28	2.3	4	0	3	21	7.0	14	0		
Playoff Totals		0-1	1/1	12	28	2.3	4	0	3	21	7.0	14	0		

Dion Lewis

			Rushing						Receiving							
Date	Opp	W-L	G/S	Att	Yds	Avg	Lg	TD	Rec	Yds	Avg	Lg	TD			
11/27/11	NE	L		0	0	-	-	0	0	0	-	-	0			
11/11/18	NE	W	RB	20	57	2.9	12	0	2	11	5.5	8	0			
Totals		1-1	2/1	20	57	2.9	12	0	2	11	5.5	8	0			

WIDE RECEIVERS

A.J. Brown

Date	Opp	W-L	G/S	Rec	Yds	Avg	Lg	TD
None								
Totals		0-0	0/0	0	0	-	-	0

Corey Davis

Date	Opp	W-L	G/S	Rec	Yds	Avg	Lg	TD
11/11/18	NE	W	WR	7	125	17.9	27	1
Totals		1-0	1/1	7	125	17.9	27	1
Playoffs								
1/13/18	@ NE	L	WR	5	63	12.6	17	2
Playoff Totals		0-1	1/1	5	63	12.6	17	2

Rashard Davis

Date	Opp	W-L	G/S	Rec	Yds	Avg	Lg	TD
None								
Totals		0-0	0/0	0	0	-	-	0

Cody Hollister

Date	Opp	W-L	G/S	Rec	Yds	Avg	Lg	TD
None								
Totals		0-0	0/0	0	0	-	-	0

Adam Humphries

Date	Opp	W-L	G/S	Rec	Yds	Avg	Lg	TD
10/5/17	NE	L		3	51	17.0	20	0
Totals		0-1	1/0	3	51	17.0	20	0

Darius Jennings

Date	Opp	W-L	G/S	Rec	Yds	Avg	Lg	TD
11/11/18	NE	W		1	0	0.0	0	0
Totals		1-0	1/0	1	0	0.0	0	0

CAREER GAME-BY-GAME STATS VS. THE PATRIOTS: TITANS OFFENSE

Kalif Raymond

Date	Opp	W-L	G/S	Rec	Yds	Avg	Lg	TD
None								
Totals		0-0	0/0	0	0	-	-	0

Tajae Sharpe

Date	Opp	W-L	G/S	Rec	Yds	Avg	Lg	TD
11/11/18	NE	W	WR	0	0	-	-	0
Totals		1/0	1/1	0	0	-	-	0

TIGHT ENDS

Anthony Firkser

Date	Opp	W-L	G/S	Rec	Yds	Avg	Lg	TD
11/11/18	NE	W		1	11	11.0	11	0
Totals		1-0	1/0	1	11	11.0	11	0

Jonnu Smith

Date	Opp	W-L	G/S	Rec	Yds	Avg	Lg	TD
11/11/18	NE	W	TE	3	45	15.0	29	1
Totals		1-0	1/1	3	45	15.0	29	1

MyCole Pruitt

Date	Opp	W-L	G/S	Rec	Yds	Avg	Lg	TD
11/11/18	NE	W		0	0	-	-	0
Totals		1-0	1/0	0	0	-	-	0

Playoffs

1/13/18	@ NE	L		1	4	4.0	4	0
Playoff Totals		0-1	1/0	1	4	4.0	4	0

CAREER GAME-BY-GAME STATS VS. THE PATRIOTS: TITANS SPECIALISTS

KICKERS

Greg Joseph

Date	Opp	W-L	FGM	FGA	Pct	XPM	XPA	1-19	20-29	30-39	40-49	50+	Lg	KO	TB
None															
Totals		0-0	0	0	-	0	0	0-0	0-0	0-0	0-0	0-0	-	0	0

PUNTERS

Brett Kern

Date	Opp	W-L	Num	Blk	Yds	Avg	Lg	TB	In20	NetAvg
10/20/08	@ NE	L	5	0	243	48.6	62	1	1	32.0
10/11/09	NE	W	5	0	231	46.2	64	1	2	37.8
9/9/12	NE	L	4	0	209	52.3	56	0	2	45.5
12/20/15	@ NE	L	5	0	272	54.4	61	0	1	47.2
11/11/18	NE	W	5	0	241	48.2	55	0	2	42.2
Totals		2-3	24	0	1196	49.8	64	2	8	40.8
Playoffs										
1/13/18	@ NE	L	7	0	316	45.1	62	0	2	41.3
Playoff Totals		0-1	7	0	316	45.1	62	0	2	41.3

RETURNERS

Adam Humphries

Date	Opp	W-L	PR	FC	Yds	Avg	Lg	TD	KR	Yds	Avg	Lg	TD
10/5/17	NE	L	0	0	0	-	-	0	0	0	-	-	0
Totals		0-1	0	0	0	-	-	0	0	0	-	-	0

Adoree' Jackson

Date	Opp	W-L	PR	FC	Yds	Avg	Lg	TD	KR	Yds	Avg	Lg	TD
11/11/18	NE	W	3	1	42	14.0	15	0	0	0	-	-	0
Totals		1-0	3	1	42	14.0	15	0	0	0	-	-	0
Playoffs													
1/13/18	@ NE	L	1	1	0	0	0	0	4	83	20.8	25	0
Playoff Totals		0-1	1	1	0	0	0	0	4	83	20.8	25	0

Darius Jennings

Date	Opp	W-L	PR	FC	Yds	Avg	Lg	TD	KR	Yds	Avg	Lg	TD
11/11/18	NE	W	0	0	0	-	-	0	2	78	39.0	58	0
Totals		1-0	0	0	0	-	-	0	2	78	39.0	58	0

Dion Lewis

Date	Opp	W-L	PR	FC	Yds	Avg	Lg	TD	KR	Yds	Avg	Lg	TD
11/27/11	NE	L	0	0	0	-	-	0	2	39	19.5	20	0
11/11/18	NE	W	0	0	0	-	-	0	0	0	-	-	0
Totals		1-1	0	0	0	-	-	0	2	39	19.5	20	0

Kalif Raymond

Date	Opp	W-L	PR	FC	Yds	Avg	Lg	TD	KR	Yds	Avg	Lg	TD
None													
Totals		0-0	0	0	0	-	-	0	0	0	-	-	0

CAREER GAME-BY-GAME STATS VS. THE PATRIOTS: TITANS DEFENSE

Daren Bates (LB)

Date	Opp	W-L	G/S	Tackle	Sack	Int	FF	FR
11/11/18	NE	W		3	0.0	0	0	0
Totals		1-0	1/0	3	0.0	0	0	0
Playoffs								
1/13/18	@ NE	L		0	0.0	0	0	0
Playoff Totals		0-1	2/0	0	0.0	0	0	0

Tramaine Brock Sr. (CB)

Date	Opp	W-L	G/S	Tackle	Sack	Int	FF	FR
12/16/12	@ NE	W		0	0.0	0	0	0
11/20/16	NE	L	CB	2	0.0	0	0	0
Totals		1-1	2/1	2	0.0	0	0	0

Jayon Brown (ILB)

Date	Opp	W-L	G/S	Tackle	Sack	Int	FF	FR
11/11/18	NE	W	ILB	4	0.5	0	0	0
Totals		1-0	1/1	4	0.5	0	0	0
Playoffs								
1/13/18	@ NE	L		2	0.0	0	0	0
Playoff Totals		0-1	1/0	2	0.0	0	0	0

Kevin Byard (S)

Date	Opp	W-L	G/S	Tackle	Sack	Int	FF	FR
11/11/18	NE	W	FS	5	0.0	0	0	0
Totals		1-0	1/1	5	0.0	0	0	0
Playoffs								
1/13/18	@ NE	L	FS	10	0.0	0	0	0
Playoff Totals		0-1	1/1	10	0.0	0	0	0

Jurrell Casey (DT)

Date	Opp	W-L	G/S	Tackle	Sack	Int	FF	FR
9/9/12	NE	L	DT	2	0.0	0	0	0
12/20/15	@ NE	L	DT	4	1.0	0	0	0
11/11/18	NE	W	DT	4	0.0	0	0	0
Totals		1-2	3/3	10	1.0	0	0	0
Playoffs								
1/13/18	@ NE	L	DT	6	0.0	0	0	0
Playoff Totals		0-1	1/1	6	0.0	0	0	0

Kamalei Correa (OLB)

Date	Opp	W-L	G/S	Tackle	Sack	Int	FF	FR
12/12/16	@ NE	L		0	0.0	0	0	0
11/11/18	NE	W	OLB	1	0.0	0	0	0
Playoff Totals		1-1	2/1	1	0.0	0	0	0

Dane Cruikshank (DB)

Date	Opp	W-L	G/S	Tackle	Sack	Int	FF	FR
None								
Totals		0-0	0/0	0	0.0	0	0	0

Matt Dickerson (DE)

Date	Opp	W-L	G/S	Tackle	Sack	Int	FF	FR
None								
Totals		0-0	0/0	0	0.0	0	0	0

Rashaan Evans (ILB)

Date	Opp	W-L	G/S	Tackle	Sack	Int	FF	FR
11/11/18	NE	W		2	0.0	0	0	0
Totals		1-0	1/0	2	0.0	0	0	0

Reggie Gilbert (OLB)

Date	Opp	W-L	G/S	Tackle	Sack	Int	FF	FR
11/4/18	@ NE	L		1	0.0	0	0	0
Totals		0-1	1/0	1	0.0	0	0	0

Amani Hooker (DB)

Date	Opp	W-L	G/S	Tackle	Sack	Int	FF	FR
None								
Totals		0-0	0/0	0	0.0	0	0	0

Joey Ivie (DT)

Date	Opp	W-L	G/S	Tackle	Sack	Int	FF	FR
None								
Totals		0-0	0/0	0	0.0	0	0	0

Adoree' Jackson (CB)

Date	Opp	W-L	G/S	Tackle	Sack	Int	FF	FR
11/11/18	NE	W	CB	5	0.0	0	0	0
Totals		1-0	1/1	5	0.0	0	0	0
Playoffs								
1/13/18	@ NE	L	CB	3	0.0	0	0	0
Playoff Totals		0-1	1/1	3	0.0	0	0	0

Austin Johnson (DL)

Date	Opp	W-L	G/S	Tackle	Sack	Int	FF	FR
11/11/18	NE	W		3	0.0	0	0	0
Totals		1-0	1/0	3	0.0	0	0	0
Playoffs								
1/13/18	@ NE	L		3	0.0	0	0	0
Playoff Totals		0-1	1/0	3	0.0	0	0	0

DaQuan Jones (DL)

Date	Opp	W-L	G/S	Tackle	Sack	Int	FF	FR
12/20/15	@ NE	L	DE	5	0.0	0	0	0
11/11/18	NE	W	DE	2	0.0	0	0	0
Totals		1-1	2/2	7	0.0	0	0	0

Joshua Kalu (S)

Date	Opp	W-L	G/S	Tackle	Sack	Int	FF	FR
None								
Totals		0-0	0/0	0	0.0	0	0	0

Harold Landry III (OLB)

Date	Opp	W-L	G/S	Tackle	Sack	Int	FF	FR
11/11/18	NE	W		2	0.0	0	0	0
Totals		1-0	1/0	2	0.0	0	0	0

David Long Jr. (LB)

Date	Opp	W-L	G/S	Tackle	Sack	Int	FF	FR
None								
Totals		0-0	0/0	0	0.0	0	0	0

Isaiah Mack (DT)

Date	Opp	W-L	G/S	Tackle	Sack	Int	FF	FR
None								
Totals		0-0	0/0	0	0.0	0	0	0

Derick Roberson (OLB)

Date	Opp	W-L	G/S	Tackle	Sack	Int	FF	FR
None								
Totals		0-0	0/0	0	0.0	0	0	0

Logan Ryan (CB)

Date	Opp	W-L	G/S	Tackle	Sack	Int	FF	FR
11/11/18	NE	W	CB	7	1.0	0	0	0
Totals		1-0	1/1	7	1.0	0	0	0
Playoffs								
1/13/18	@ NE	L	CB	11	0.0	0	0	0
Playoff Totals		0-1	1/1	11	0.0	0	0	0

Jeffery Simmons (DL)

Date	Opp	W-L	G/S	Tackle	Sack	Int	FF	FR
None								
Totals		0-0	0/0	0	0.0	0	0	0

LeShaun Sims (CB)

Date	Opp	W-L	G/S	Tackle	Sack	Int	FF	FR
11/11/18	NE	W		0	0.0	0	0	0
Totals		1-0	1/0	0	0.0	0	0	0

Tye Smith (CB)

Date	Opp	W-L	G/S	Tackle	Sack	Int	FF	FR
None								
Totals		0-0	0/0	0	0.0	0	0	0
Playoffs								
1/13/18	@ NE	L	CB	3	0.0	0	0	0
Playoff Totals		0-1	1/1	3	0.0	0	0	0

Kenny Vaccaro (S)

Date	Opp	W-L	G/S	Tackle	Sack	Int	FF	FR
10/13/13	@ NE	L	S	8	0.0	0	0	0
9/17/17	NE	L	SS	5	0.0	0	0	0
11/11/18	NE	W	SS	6	0.0	0	0	0
Totals		1-2	3/3	19	0.0	0	0	0

Wesley Woodyard (LB)

Date	Opp	W-L	G/S	Tackle	Sack	Int	FF	FR
10/20/08	@ NE	L		0	0.0	0	0	0
10/11/09	NE	W		5	0.0	0	1	0
12/18/11	NE	L	LB	8	0.0	0	0	0
10/7/12	@ NE	L	LB	11	0.5	0	0	0
11/24/13	@ NE	L	ILB	15	0.0	0	0	0
12/20/15	@ NE	L	ILB	12	0.0	0	0	0
11/11/18	NE	W	ILB	12	1.5	0	0	0
Totals		2-5	7/5	63	2.0	0	1	0
Playoffs								
1/14/12	@ NE	L		0	0.0	0	0	0
1/19/14	NE	W		2	0.0	0	0	0
1/13/18	@ NE	L	ILB	2	0.0	0	0	0
Totals		1-2	3/1	4	0.0	0	0	0

REGULAR TITANS LINEUP

OFFENSIVE STARTERS

WR 84-Corey Davis (6-3, 209, 3rd Year, Western Michigan) - The fifth-overall draft pick in 2017 caught 34 balls for 375 yards in 11 games as a rookie. In 2018, he started all 16 games and led the team in catches (65), receiving yards (891) and receiving touchdowns (four).

	G	GS	Rec	Yds	Avg	Lg	TD
2019	15	11	43	601	14.0	38	2
Career	42	36	142	1,867	13.1	51	6

TE 81-Jonnu Smith (6-3, 248, 3rd Year, Florida International) - The 2017 third-round draft pick was the team's leading receiver among tight ends in 2018 before spending the final three games on injured reserve.

	G	GS	Rec	Yds	Avg	Lg	TD
2019	16	14	35	439	12.5	57	3
Career	45	39	73	854	11.7	61	8

LT 77-Taylor Lewan (6-7, 309, 6th Year, Michigan) - The team's first-round pick in 2014 (11th overall) started 68 total games at left tackle in his first five seasons. From 2016-18, he started all but one game and was voted to the Pro Bowl in all three seasons.

2019 G/GS: 12/12, Career G/GS: 85/80

LG 76-Rodger Saffold (6-5, 325, 10th Year, Indiana) - The former second-round pick was signed in 2019 as an unrestricted free agent from the Rams. In his first nine seasons, he appeared in 114 games, including time at both guard and both tackle positions. He started every game at left guard in 2018.

2019 G/GS: 16/16, Career G/GS: 130/127

C 60-Ben Jones (6-3, 308, 8th Year, Georgia) - Added as an unrestricted free agent in 2016, the former fourth-round pick played in 64 games in four previous seasons with the Houston Texans. He started all 48 games during his first three seasons in Tennessee.

2019 G/GS: 15/15, Career G/GS: 127/106

RG 64-Nate Davis (6-3, 316, Rookie, Charlotte) - The 2019 third-round pick appeared in 41 games with 37 starts at Charlotte, including seven starts at tackle in 2018.

2019/Career G/GS: 13/12

RT 78-Jack Conklin (6-6, 308, 4th Year, Michigan State) - The eighth-overall draft pick in 2016 was named first-team All-Pro as a rookie and started all 32 games during his first two seasons. He was limited to nine games in 2018 due to injuries.

2019 G/GS: 16/16, Career G/GS: 57/57

WR 10-Adam Humphries (5-11, 195, 5th Year, Clemson) - After entering the NFL as a rookie free agent, Humphries played four seasons in Tampa Bay, collecting 219 receptions for 2,329 yards and nine touchdowns before signing with the Titans in 2019.

Receiving	G	GS	Rec	Yds	Avg	Lg	TD
2019	12	3	37	374	10.1	30	2
Career	72	20	256	2,703	10.6	51	11

Returns	PR	FC	Yds	Avg	Lg	TD	KR	Yds	Avg	Lg	TD
2019	12	19	78	6.5	21	0	0	0	0.0	0	0
Career	63	63	503	8.0	25	0	6	64	10.7	17	0

WR 19-Tajae Sharpe (6-2, 194, 4th year, Massachusetts) - The fifth-round pick had 41 catches as a rookie in 2016 but spent all of 2017 on injured reserve. He returned to play in all 16 games with 26 receptions in 2018.

	G	GS	Rec	Yds	Avg	Lg	TD
2019	15	6	25	329	13.2	47	4
Career	47	29	92	1,167	12.7	47	8

QB 17-Ryan Tannehill (6-4, 217, 8th Year, Texas A&M) - Acquired via trade in 2019, Tannehill spent his first seven seasons in Miami, where he accumulated 20,434 passing yards, 123 touchdown passes and 1,210 rushing yards. He was a 10-game starter in 2018.

	G	GS	Att	Cmp	Pct	Yds	TD	Int	Lg	Sk	Rate
2019	12	10	286	201	70.3	2,742	22	6	91	31	117.5
Career	100	98	3,197	2,030	63.5	23,176	145	81	91	279	89.8

RB 22-Derrick Henry (6-3, 247, 4th Year, Alabama) - The 2016 second-round pick and former Heisman winner led the Titans in rushing in both 2017 (744 yards) and 2018 (1,059). Also in 2018, he ranked second in the AFC in rushing yardage and tied for first in the AFC with 12 rushing touchdowns.

	G	GS	Att	Yds	Avg	Lg	TD	Rec	Yds	Avg	Lg	TD
2019	15	15	303	1,540	5.1	74	16	18	206	11.4	75	2
Career	62	31	804	3,833	4.8	99	38	57	578	10.1	75	3

OFFENSIVE RESERVES

WR 11-A.J. Brown (6-1, 226, Rookie, Mississippi) - The 2019 second-round pick set an Ole Miss record with 2,984 receiving yards on 189 catches (third all-time) and tallied 19 touchdown receptions (fifth). In 2018, he set school records in catches (85) and receiving yards (1,320).

	G	GS	Rec	Yds	Avg	Lg	TD
2019/Career	16	11	52	1,051	20.2	91	8

G/C 75-Jamil Douglas (6-4, 309, 2nd Year, Arizona State) - Douglas arrived on the Titans practice squad in 2018 after previous experience with the Dolphins, Patriots, Falcons and Colts. He was a fourth-round pick with Miami in 2015.

2019 G/GS: 15/5, Career G/GS: 32/11

TE 86-Anthony Firkser (6-2, 246, 2nd year, Harvard) - The former undrafted free agent joined the Titans during the 2018 offseason after spending part of 2017 on the Chiefs practice squad. He ranked second among Titans tight ends with 19 receptions in 2018.

	G	GS	Rec	Yds	Avg	Lg	TD
2019	15	1	14	204	14.6	39	1
Career	27	1	33	429	13.0	39	2

T/G 71-Dennis Kelly (6-8, 321, 8th Year, Purdue) - The former fifth-round pick was acquired in a 2016 trade with the Eagles. In his first three seasons in Tennessee, he played in 43 games, seeing time at both tackle spots and as an extra tight end. He started five games at right tackle in 2018.

2019 G/GS: 15/4, Career G/GS: 88/31

RB 33-Dion Lewis (5-8, 195, 8th Year, Pittsburgh) - The former fifth-round pick of the Eagles was signed as a free agent in 2018 after spending three seasons in New England. He rushed for 517 yards in 2018 and set career highs with 59 receptions and 400 receiving yards.

	G	GS	Att	Yds	Avg	Lg	TD	Rec	Yds	Avg	Lg	TD
2019	16	1	54	209	3.87	17	0	25	164	6.6	24	1
Career	86	27	538	2,310	4.29	44	11	172	1,281	7.4	40	7

QB 8-Marcus Mariota (6-4, 222, 5th Year, Oregon) - The 2015 second-overall draft pick became the fifth quarterback in NFL history with at least 12,000 passing yards (12,004) and 1,200 rushing yards (1,270) in his first four seasons. He is the all-time franchise career leader in passer rating and completion percentage, and his 68.9 percent completion rate in 2018 set the team's single-season mark.

Passing	G	GS	Att	Cmp	Pct	Yds	TD	Int	Lg	Sk	Rate
2019	7	6	160	95	59.4	1,203	7	2	75	25	92.3
Career	63	61	1,765	1,110	62.9	13,207	76	44	75	155	89.6

Rushing	Att	Yds	Avg	Lg	TD
2019	24	129	5.4	15	0
Career	242	1,399	5.8	87	11

TE 85-MyCole Pruitt (6-2, 245, 4th year, Southern Illinois) - Pruitt was signed off Houston's practice squad in September 2018 and played in 15 games in 2018. The Vikings' 2015 fifth-round pick also spent time with the Bears and Texans.

	G	GS	Rec	Yds	Avg	Lg	TD
2019	16	10	6	90	15.0	42	1
Career	52	14	27	294	10.9	42	2

WR 14-Kalif Raymond (5-8, 182, 2nd Year, Holy Cross) - Originally a rookie free agent with Denver in 2016, he also spent time with the Jets and Giants prior to finishing 2018 on the Titans practice squad.

Receiving	G	GS	Rec	Yds	Avg	Lg	TD
2019	8	1	9	170	18.9	52	1
Career	20	1	10	182	18.2	52	1

Returns	PR	FC	Yds	Avg	Lg	TD	KR	Yds	Avg	Lg	TD
2019	4	7	45	11.3	14	0	18	403	22.4	45	0
Career	33	25	255	7.7	25	0	38	811	21.3	45	0

SPECIALISTS

P 6-Brett Kern (6-2, 214, 12th Year, Toledo) - Claimed off waivers from the Broncos during the 2009 season, he was named to the Pro Bowl in 2017 and 2018. He is the franchise's career and single-season leader (2017) in both gross and net punting average.

	G	Punt	Blk	Yds	Avg	Lg	TB	I20	NetAvg
2019	16	78	0	3,672	47.1	70	2	37	43.1
Career	192	912	5	41,928	46.0	79	54	355	40.4

REGULAR TITANS LINEUP

K 7-Greg Joseph (6-0, 210, 2nd Year, Florida Atlantic) - The former undrafted free agent was signed in Week 16 after spending time on Carolina's practice squad. He played 14 games with the Browns in 2018.

	G	FGM	FGA	Pct	Lg	XPM	XPA	Pts
2019	2	0	0	0.0	0	9	9	9
Career	16	17	20	85.0	51	34	38	85

DEFENSIVE STARTERS

DE 98-Jeffery Simmons (6-4, 305, Rookie, Mississippi State) - The 19th overall draft pick began the season on reserve/non-football injury. In three collegiate seasons, his totals included 32.5 tackles for loss and seven sacks. He was a two-time All-SEC pick and a second-team All-American as a junior.

	GP	GS	Tackle	Sack	TFL	QBP	Int	PD	FF	FR
2019/Career	9	7	40	2.0	2	14	0	1	0	0

NT 90-DaQuan Jones (6-4, 322, 6th Year, Penn State) - The 2014 fourth-round pick started every contest in 2015, 2016 and 2018. He set a career high in 2017 with 3.5 sacks and followed with a career-high four tackles for loss in 2018.

	GP	GS	Tackle	Sack	TFL	QBP	Int	PD	FF	FR
2019	16	16	50	1.0	1	21	0	3	0	0
Career	83	77	234	7.0	11	70	0	4	1	2

DT 99-Jurrell Casey (6-1, 305, 9th Year, USC) - The third-round draft pick only missed three games in his first eight seasons. He earned second-team AP All-Pro honors in 2013 and was named to the Pro Bowl every year from 2015-18. He had at least five sacks every year from 2013-2018.

	GP	GS	Tackle	Sack	TFL	QBP	Int	PD	FF	FR
2019	14	14	61	5.0	3	30	0	0	1	2
Career	139	137	672	51.0	58	221	0	16	8	5

OLB 44-Kamalei Correa (6-3, 241, 4th Year, Boise State) - The second-round pick was acquired in August 2018 in a trade with Baltimore, where he played in 25 games in two seasons. In his first year in Tennessee, he tallied a career-high 3.5 sacks in 13 games (four starts).

	GP	GS	Tackle	Sack	TFL	QBP	Int	PD	FF	FR
2019	16	5	37	5.0	2	7	0	2	0	1
Career	54	13	75	8.5	NA	NA	0	4	2	1

ILB 54-Rashaan Evans (6-2, 232, 2nd Year, Alabama) - Drafted 22nd overall in 2018, he played in 15 games with seven starts and registered 63 tackles as a rookie.

	GP	GS	Tackle	Sack	TFL	QBP	Int	PD	FF	FR
2019	16	16	139	2.5	11	11	0	1	0	1
Career	31	23	202	2.5	13	17	0	4	0	1

ILB 55-Jayon Brown (6-0, 226, 3rd Year, UCLA) - The 2017 fifth-round pick appeared in all 32 games in his first two seasons. In 2018, he ranked second on the defense in tackles (107), sacks (6.0) and quarterback pressures (18, tied).

	GP	GS	Tackle	Sack	TFL	QBP	Int	PD	FF	FR
2019	14	14	117	1.0	4	7	1	9	0	1
Career	46	23	291	8.5	12	31	2	20	2	3

OLB 98-Harold Landry III (6-2, 252, 2nd Year, Boston College) - The 41st overall draft pick appeared in 15 games with three starts as a rookie, and his 4.5 sacks tied for third place on the Titans.

	GP	GS	Tackle	Sack	TFL	QBP	Int	PD	FF	FR
2019	16	16	81	9.0	4	28	1	1	1	2
Career	31	19	127	13.5	6	46	1	3	2	2

CB 26-Logan Ryan (5-11, 195, 7th Year, Rutgers) - The former third-round draft choice with the Patriots arrived in Tennessee in 2017. He played and started 29 games in his first two seasons and set a career high with 4.0 sacks in 2018 before finishing the campaign on injured reserve.

	GP	GS	Tackle	Sack	TFL	QBP	Int	PD	FF	FR
2019	16	16	120	4.5	4	2	4	19	4	0
Career	109	85	529	11.0	NA	NA	17	82	8	0

SS 24-Kenny Vaccaro (6-0, 214, 7th Year, Texas) - The Saints' former first-round pick was signed by the Titans as a free agent in August 2018. In his first season in Tennessee, his totals included 13 starts, 70 tackles and one interception.

	GP	GS	Tackle	Sack	TFL	QBP	Int	PD	FF	FR
2019	16	16	104	1.0	1	1	1	5	0	0
Career	97	96	656	10.5	NA	NA	10	39	5	3

FS 31-Kevin Byard (5-11, 212, 4th Year, Middle Tennessee State) - The 2016 third-round pick appeared in all 48 games with 39 starts during his first three seasons. His 12 total interceptions from 2017-18 were the most in the NFL.

	GP	GS	Tackle	Sack	TFL	QBP	Int	PD	FF	FR
2019	16	16	91	0.0	2	1	5	10	0	0
Career	64	55	337	3.0	11	11	17	42	0	2

CB 25-Adoree' Jackson (5-11, 185, 3rd Year, USC) - The 18th-overall draft pick in 2017 played in all 32 games in his first two seasons, totaling a team-high 34 passes defended. He also led the team in punt returns in each of his first two campaigns.

At the campaigns.											
Defense	GP	GS	Tackle	Sack	TFL	QBP	Int	PD	FF	FR	
2019	11	10	40	0.0	2	0	0	7	0	0	
Career	43	39	176	0.0	9	2	2	41	3	0	
Returns	PR	FC	Yds	Avg	Lg	TD	KR	Yds	Avg	Lg	TD
2019	3	1	26	8.7	17	0	2	23	23.0	23	0
Career	53	19	464	8.8	46	0	27	601	22.3	57	0

DEFENSIVE RESERVES

CB 35-Tramaine Brock Sr. (6-0, 188, 10th Year, Belhaven) - Acquired off waivers from the Arizona Cardinals on Dec. 3, 2019, he played in 113 total games and totaled 11 interceptions with the 49ers, Vikings, Broncos and Cardinals prior to his arrival.

	GP	GS	Tackle	Sack	TFL	QBP	Int	PD	FF	FR
2019	14	11	52	0.0	1	0	0	5	0	0
Career	117	56	243	0.0	11	2	11	55	1	0

OLB 93-Reggie Gilbert (6-4, 260, 2nd, Arizona) - Gilbert was acquired in a trade with Green Bay prior to the 2019 season. He appeared in 18 total games and totaled 3.5 sacks with the Packers from 2016-18.

	GP	GS	Tackle	Sack	TFL	QBP	Int	PD	FF	FR
2019	11	5	24	1.0	1	7	0	1	0	0
Career	29	5	71	4.5	NA	NA	0	3	0	1

DB 37-Amani Hooker (5-11, 210, Rookie, Iowa) - The fourth-round pick appeared in 36 games with 19 starts in college. He tallied six career interceptions, including four interceptions as a junior in 2018.

	GP	GS	Tackle	Sack	TFL	QBP	Int	PD	FF	FR
2019/Career	16	0	13	0.0	0	0	0	0	0	0

DE 94-Austin Johnson (6-4, 314, 4th Year, Penn State) - The 2016 second-round pick appeared in all 32 games from 2017-18. He set career highs in 2018 with nine starts and five quarterback pressures.

	GP	GS	Tackle	Sack	TFL	QBP	Int	PD	FF	FR
2019	16	1	29	0.0	1	3	0	1	0	0
Career	58	13	101	2.5	5	9	0	6	0	0

OLB 50-Derick Roberson (6-3, 250, Rookie, Sam Houston State) - The undrafted free agent spent most of his rookie season on the practice squad before playing for the first time in Week 15. He totaled 23 sacks in his final three collegiate seasons at Sam Houston State.

	GP	GS	Tackle	Sack	TFL	QBP	Int	PD	FF	FR
2019/Career	3	0	4	3.0	0	0	0	0	0	0

CB 36-LeShaun Sims (6-0, 203, 4th Year, Southern Utah) - The fifth-round pick appeared in 42 games with nine starts through his first three seasons, including appearances in all 16 games (two starts) in 2018.

	GP	GS	Tackle	Sack	TFL	QBP	Int	PD	FF	FR
2019	14	2	31	0.0	0	0	0	2	0	0
Career	56	11	103	0.0	3	1	2	13	1	0

CB 23-Tye Smith (6-0, 195, 4th Year, Towson) - The former fifth-round draft choice with the Seahawks arrived in Tennessee in 2017. After playing in 15 games in 2017, he spent all of 2018 on injured reserve.

	GP	GS	Tackle	Sack	TFL	QBP	Int	PD	FF	FR
2019	9	3	24	0.0	0	0	0	0	2	0
Career	28	4	35	0.0	0	0	1	1	2	0

ILB 59-Wesley Woodyard (6-0, 233, 12th Year, Kentucky) - The 2014 unrestricted free agent signee from the Broncos missed only two games during his first five seasons in Tennessee. He led the team in tackles in 2014, 2017 and 2018. He has been named a team captain every season during his career.

	GP	GS	Tackle	Sack	TFL	QBP	Int	PD	FF	FR
2019	15	2	46	1.0	3	1	0	1	1	0
Career	180	110	1,070	28.0	NA	NA	8	36	8	5

FRANCHISE PLAYOFF GAME HISTORY

SEASON/DATE	DAY	ROUND	OPPONENT	SITE	RESULT	TITANS	SCORE OPP.
1960 (10-4 regular season, 6-1 home, 4-3 road, First Place AFL East, Head Coach -- Lou Rymkus)							
01/01/61	Sunday	AFL Championship	LA CHARGERS	Houston (Jeppesen Stadium)	W	24	16
1961 (10-3-1 regular season, 6-1 home, 4-2-1 road, First Place AFL East, Head Coaches -- 5 games Lou Rymkus, 9 games Wally Lemm)							
12/24/61	Sunday	AFL Championship	at San Diego	San Diego (Balboa Stadium)	W	10	3
1962 (11-3 regular season, 6-1 home, 4-2 road, First Place AFL East, Head Coach -- Frank "Pop" Ivy)							
12/23/62	Sunday	AFL Championship	DALLAS TEXANS	Houston (Jeppesen Stadium)	L (2 OT)	17	20
1967 (9-4-1 regular season, 5-2 home, 4-2-1 road, First Place AFL East, Head Coach -- Wally Lemm)							
12/31/67	Sunday	AFL Championship	at Oakland	Oakland (Alameda County Coliseum)	L	7	40
1969 (6-6-2 regular season, 4-2-1 home, 2-4-1 road, Second Place AFL East, Head Coach -- Wally Lemm)							
12/21/69	Sunday	AFL Divisional	at Oakland	Oakland (Alameda County Coliseum)	L	7	56
1978 (10-6 regular season, 5-3 home, 5-3 road, Second Place AFC Central, Head Coach -- O.A. "Bum" Phillips)							
12/24/78	Sunday	Wild Card	at Miami	Miami (Orange Bowl)	W	17	9
12/31/78	Sunday	Divisional	at New England	New England (Schaefer Stadium)	W	31	14
01/07/79	Sunday	Conference	at Pittsburgh	Pittsburgh (Three Rivers Stadium)	L	5	34
1979 (11-5 regular season, 6-2 home, 5-3 road, Second Place AFC Central, Head Coach -- O.A. "Bum" Phillips)							
12/23/79	Sunday	Wild Card	DENVER	Houston (Astrodome)	W	13	7
12/29/79	Saturday	Divisional	at San Diego	San Diego (San Diego Stadium)	W	17	14
01/06/80	Sunday	Conference	at Pittsburgh	Pittsburgh (Three Rivers Stadium)	L	13	27
1980 (11-5 regular season, 6-2 home, 5-3 road, Tied First Place AFC Central, Head Coach -- O.A. "Bum" Phillips)							
12/28/80	Sunday	Wild Card	at Oakland	Oakland (Alameda County Coliseum)	L	7	27
1987 (9-6 regular season, 5-2 home, 4-4 road, Second Place AFC Central, Head Coach -- Jerry Glanville)							
01/03/88	Sunday	Wild Card	SEATTLE	Houston (Astrodome)	W (OT)	23	20
01/10/88	Sunday	Divisional	at Denver	Denver (Mile High Stadium)	L	10	34
1988 (10-6 regular season, 7-1 home, 3-5 road, Tied Second Place AFC Central, Head Coach -- Jerry Glanville)							
12/24/88	Saturday	Wild Card	at Cleveland	Cleveland (Cleveland Stadium)	W	24	23
01/01/89	Sunday	Divisional	at Buffalo	Buffalo (Rich Stadium)	L	10	17
1989 (9-7 regular season, 6-2 home, 3-5 road, Tied Second Place AFC Central, Head Coach -- Jerry Glanville)							
12/31/89	Sunday	Wild Card	PITTSBURGH	Houston (Astrodome)	L (OT)	23	26
1990 (9-7 regular season, 6-2 home, 3-5 road, Tied First Place AFC Central, Head Coach -- Jack Pardee)							
01/06/91	Sunday	Wild Card	at Cincinnati	Cincinnati (Riverfront Stadium)	L	14	41
1991 (11-5 regular season, 7-1 home, 4-4 road, First Place AFC Central, Head Coach -- Jack Pardee)							
12/29/91	Sunday	Wild Card	NY JETS	Houston (Astrodome)	W	17	10
01/04/92	Saturday	Divisional	at Denver	Denver (Mile High Stadium)	L	24	26
1992 (10-6 regular season, 5-3 home, 5-3 road, Second Place AFC Central, Head Coach -- Jack Pardee)							
01/03/93	Sunday	Wild Card	at Buffalo	Buffalo (Rich Stadium)	L (OT)	38	41
1993 (12-4 regular season, 7-1 home, 5-3 road, First Place AFC Central, Head Coach -- Jack Pardee)							
01/16/94	Sunday	Divisional	KANSAS CITY	Houston (Astrodome)	L	20	28
1999 (13-3 regular season, 8-0 home, 5-3 road, Second Place AFC Central, Head Coach -- Jeff Fisher)							
01/08/00	Saturday	Wild Card	BUFFALO	Tennessee (LP Field)	W	22	16
01/16/00	Sunday	Divisional	at Indianapolis	Indianapolis (RCA Dome)	W	19	16
01/23/00	Sunday	Conference	at Jacksonville	Jacksonville (Alltel Stadium)	W	33	14
01/30/00	Sunday	Super Bowl XXXIV	ST. LOUIS	Atlanta (Georgia Dome)	L	16	23
2000 (13-3 regular season, 7-1 home, 6-2 road, First Place AFC Central, Head Coach -- Jeff Fisher)							
01/07/01	Sunday	Divisional	BALTIMORE	Tennessee (LP Field)	L	10	24
2002 (11-5 regular season, 6-2 home, 5-3 road, First Place AFC South, Head Coach -- Jeff Fisher)							
01/11/03	Saturday	Divisional	PITTSBURGH	Tennessee (LP Field)	W (OT)	34	31
01/19/03	Sunday	Conference	at Oakland	Oakland (Network Associates Coliseum)	L	24	41
2003 (12-4 regular season, 7-1 home, 5-3 road, Second Place AFC South, Head Coach -- Jeff Fisher)							
01/03/04	Saturday	Wild Card	at Baltimore	Baltimore (M&T Bank Stadium)	W	20	17
01/10/04	Saturday	Divisional	at New England	New England (Gillette Stadium)	L	14	17
2007 (10-6 regular season, 5-3 home, 5-3 road, Third Place AFC South, Head Coach -- Jeff Fisher)							
01/06/08	Sunday	Wild Card	at San Diego	San Diego (Qualcomm Stadium)	L	6	17
2008 (13-3 regular season, 7-1 home, 6-2 road, First Place AFC South, Head Coach -- Jeff Fisher)							
01/10/09	Saturday	Divisional	BALTIMORE	Tennessee (LP Field)	L	10	13
2017 (9-7 regular season, 6-2 home, 3-5 road, Second Place AFC South, Head Coach -- Mike Mularkey)							
01/06/18	Saturday	Wild Card	at Kansas City	Kansas City (Arrowhead Stadium)	W	22	21
01/13/18	Saturday	Divisional	at New England	New England (Gillette Stadium)	L	14	35

All-Time Playoff Record: 15-20 (6-5 home, 9-14 road, 0-1 neutral site)

FRANCHISE PLAYOFF SEASONS

With a 9-7 record in the 2019 regular season, the Titans clinched a wild card playoff berth. Their postseason appearance marks the 23rd time in the team's history it made the playoffs. In nine of those seasons the club has made it as a division winner, and in the remaining 14 occasions it has gone to the postseason as a wild card. The franchise's all-time playoff appearances are listed below.



22 Playoff Appearances: 1960, 1961, 1962, 1967, 1969, 1978, 1979, 1980, 1987, 1988, 1989, 1990, 1991, 1992, 1993, 1999, 2000, 2002, 2003, 2007, 2008, 2017, 2019

Four AFL Eastern Division Championships: 1960, 1961, 1962, 1967

Three AFC Central Division Championships: 1991, 1993, 2000

Two AFC South Division Championships: 2002, 2008

Four AFL Championship Game Appearances: 1960, 1961, 1962, 1967

Two AFL Championships: 1960, 1961

Four AFC Championship Game Appearances: 1978, 1979, 1999, 2002

One AFC Championship: 1999

One Super Bowl Appearance: 1999 (Super Bowl XXXIV)

ROUND-BY-ROUND PLAYOFF HISTORY

The Titans enter this week's playoff game with a 15-20 (.429) all-time record in postseason play. They are 6-5 (.545) in home playoff games, 9-14 (.391) on the road and 0-1 on a neutral field (Super Bowl XXXIV).

Tennessee's Playoff Record by Round, Location and Day:

Round	Overall	Home	Away	Neutral	Saturday	Sunday
Wild Card	8-5	4-1	4-4	0-0	4-0	4-5
Divisional	4-9	1-3	3-6	0-0	2-4	2-5
Conference (AFC)	1-3	0-0	1-3	0-0	0-0	1-3
AFL Champ.	2-2	1-1	1-1	0-0	0-0	2-2
Super Bowl	0-1	0-0	0-0	0-1	0-0	0-1
Totals	15-20	6-5	9-14	0-1	6-4	9-16

WILD CARD ROUND BREAKDOWN

In Wild Card games, Tennessee is 8-5 (.615) all-time, including a 4-1 record at home and a 4-4 record on the road.

The Titans last played a Wild Card game on Jan. 6, 2018, when they traveled to Kansas City and beat the Chiefs by a final score of 22-21.

All-Time Wild Card Results:

Date	Day	Opponent	Result	Score	
				Titans	Opp.
12/24/78	Sunday	at Miami	W	17	9
12/23/79	Sunday	DENVER	W	13	7
12/28/80	Sunday	at Oakland	L	7	27
01/03/88	Sunday	SEATTLE	W (OT)	23	20
12/24/88	Saturday	at Cleveland	W	24	23
12/31/89	Sunday	PITTSBURGH	L (OT)	23	26
01/06/91	Sunday	at Cincinnati	L	14	41
12/29/91	Sunday	NY JETS	W	17	10
01/03/93	Sunday	at Buffalo	L (OT)	38	41
01/08/00	Saturday	BUFFALO	W	22	16
01/03/04	Saturday	at Baltimore	W	20	17
01/06/08	Sunday	at San Diego	L	6	17
01/06/18	Saturday	at Kansas City	W	22	21

Wild Card Win-Loss Records:

Overall: 8-5 Saturday: 4-0
 Home: 4-1 Sunday: 4-5
 Road: 4-4 In Overtime: 1-2



Wild Card Team Highs and Lows:

Category	Titans	Opponents
Most Points Scored	38 (at Buf., 1/3/93)	41 (at Cin., 1/6/91; at Buf., 1/3/93)
Fewest Points Scored	6 (at SD., 1/6/08)	7 (vs. Den., 12/23/79)
Most Yards Gained	455 (at Mia., 12/24/78)	366 (at Buf., 1/3/93)
Fewest Yards Gained	194 (vs. Buf., 1/8/00)	209 (at Mia., 12/24/78)
Most Rushing Yards	202 (at KC, 1/6/18)	187 (at Cin., 1/6/91)
Fewest Rushing Yards	65 (vs. Pit., 12/31/89)	29 (vs. Sea., 1/3/88)
Most Passing Yards	347 (at Buf., 1/3/93)	282 (at SD, 1/6/08)
Fewest Passing Yards	55 (vs. Buf., 1/8/00)	95 (vs. Buf., 1/8/00)

2019 NFL PLAYOFF SCHEDULE

American Football Conference

Seed/Team	Division	W-L
1. Baltimore Ravens	North	14-2
2. Kansas City Chiefs	West	12-4
3. New England Patriots	East	12-4
4. Houston Texans	South	10-6
5. Buffalo Bills	East	10-6
6. Tennessee Titans	South	9-7

National Football Conference

Seed/Team	Division	W-L
1. San Francisco 49ers	West	13-3
2. Green Bay Packers	North	13-3
3. New Orleans Saints	South	13-3
4. Philadelphia Eagles	East	9-7
5. Seattle Seahawks	West	11-5
6. Minnesota Vikings	North	10-6

NFL Wild Card Weekend

Saturday, January 4
 3:35 p.m. AFC - Buffalo at Houston (ESPN/ABC)
 7:15 p.m. AFC - Tennessee at New England (CBS)
 Sunday, January 5
 12:05 p.m. NFC - Minnesota at New Orleans (FOX)
 3:40 p.m. NFC - Seattle at Philadelphia (NBC)

NFL Divisional Weekend

Saturday, January 11
 3:35 p.m. NFC - Phi/Sea/Min at San Francisco (NBC)
 7:15 p.m. AFC - Hou/Buf/Ten at Baltimore (CBS)
 Sunday, January 12
 2:05 p.m. AFC - NE/Hou/Buf at Kansas City (CBS)
 5:40 p.m. NFC - NO/Phi/Sea at Green Bay (FOX)

Conference Championships

Sunday, January 19
 2:05 PM AFC Championship (CBS)
 5:40 PM NFC Championship (FOX)

Super Bowl LIV - Miami Gardens, Fla.

Sunday, February 2
 5:30 PM AFC Champion vs. NFC Champion (FOX)

All times Central Standard Time

TITANS ERA PLAYOFF GAMES

Wild Card • Jan. 8, 2000 • Bills 16 at TITANS 22

The "Music City Miracle," a 75-yard kickoff return for a touchdown by Kevin Dyson with three seconds remaining in the game, provided a 22-16 Wild Card victory ... Eddie George rushed for 106 yards on 29 carries ... Jevon Kearse recorded two sacks, a forced fumble and a safety.

Jan. 16, 2000 • Divisional • TITANS 19 at Colts 16

Eddie George set a franchise playoff record with 162 rushing yards on 26 carries, including a 68-yard touchdown run ... Al Del Greco added four field goals in the win ... An 87-yard punt return by the Colts was reversed after a replay review.

Jan. 23, 2000 • Conference • TITANS 33 at Jaguars 14

Steve McNair rushed for 91 yards and two second-half touchdowns ... The Titans defense forced six Jaguars turnovers ... After a safety, Derrick Mason returned the kick 80 yards for a touchdown.

Jan. 30, 2000 • SB XXXIV • RAMS 23, Titans 16

Steve McNair led a two-minute drive that ended with a Kevin Dyson reception on the one-yard line as time expired ... Isaac Bruce's 73-yard reception from Kurt Warner was the game-winning score with 1:54 remaining ... Eddie George rushed for 95 yards and two second-half touchdowns, igniting a 16-point comeback.

Jan. 7, 2001 • Divisional • RAVENS 24 at Titans 10

The Ravens returned a blocked field goal 90 yards for a touchdown, and Ray Lewis intercepted a pass and raced 50 yards to seal a Ravens victory ... The Titans scored their only touchdown on a two-yard run by Eddie George to cap the first series of the game.

Jan. 11, 2003 • Divisional • Steelers 31 at TITANS 34 (OT)

Joe Nedney's 26-yard field goal, following a 31-yard miss and Pittsburgh running-into-the-kicker penalty on the play, provided the winning margin in overtime ... Steve McNair passed for 338 yards, including 123 yards to Frank Wycheck.

Jan. 19, 2003 • Conference • Titans 24 at RAIDERS 41

Before halftime, the Raiders turned back-to-back Titans fumbles into 10 total points ... After Steve McNair's second rushing touchdown pulled the Titans within three points (27-24) in the third quarter, the Raiders scored 14 unanswered points to advance to the Super Bowl.

Jan. 3, 2004 • Wild Card • TITANS 20 at Ravens 17

Gary Anderson's 46-yard field goal with 29 seconds remaining provided a 20-17 win ... The Titans rushed for 165 total yards and limited the Ravens to 54 rushing yards, including only 35 yards by Jamal Lewis ... Steve McNair completed a 49-yard touchdown pass to Justin McCareins.

Jan. 10, 2004 • Divisional • Titans 14 at PATRIOTS 17

Adam Vinatieri's 46-yard field goal with 4:06 on the clock was the difference in the coldest game in Titans history (four degrees at kickoff) ... A final drive by the Titans ended with an incomplete pass in Patriots territory from Steve McNair to Drew Bennett on fourth down.

**Jan. 6, 2008 • Wild Card • Titans 6 at CHARGERS 17**

After the Titans took a 6-0 lead into halftime, the Chargers scored 17 unanswered points in the second half ... The Titans limited LaDainian Tomlinson to 42 rushing yards, but Philip Rivers passed for 292 yards and one score ... Tomlinson's one-yard touchdown on fourth down sealed the victory.

Jan. 10, 2009 • Divisional • RAVENS 13 at Titans 10

Matt Stover kicked a game-winning 43-yard field goal with 53 seconds remaining ... The Titans committed three turnovers inside Baltimore's 30-yard line ... Chris Johnson had 100 yards of offense in the first quarter before leaving the game with an ankle injury ... The Titans outgained the Ravens 391 yards to 211, including 281 passing yards by Kerry Collins.

Jan. 6, 2018 • Wild Card • TITANS 22 at Chiefs 21

Titans score 19 unanswered points to erase an 18-point deficit in the second half ... Derrick Henry rushes for 156 of the team's 202 rushing yards ... Marcus Mariota completes a six-yard touchdown to himself on a batted pass and adds a game-winning touchdown pass to Eric Decker in the fourth quarter ... The Titans defense shuts out the Chiefs in the second half, allowing three first downs and 61 yards in the final two quarters.

Jan. 13, 2018 • Divisional Round • Titans 14 at PATRIOTS 35

New England's Tom Brady turns in a 337-yard, three-touchdown passing performance ... Marcus Mariota passes for 254 yards with a pair of touchdown passes to rookie receiver Corey Davis (five catches for 63 yards) ... The Titans take a 7-0 lead into the second quarter before the Patriots score 35 consecutive points ... Five different Patriots score touchdowns ... Danny Amendola catches 11 passes for 112 yards for New England ... Mariota is sacked eight times.

CAREER GAME-BY-GAME STATS IN THE PLAYOFFS: TITANS OFFENSE

QUARTERBACKS

Marcus Mariota (Passing)

Date	Team	Opp	W-L	G/S	Att	Cmp	Pct	Yds	Yd/A	TD	TD%	Int	Int%	Lg	Sk	Lst	Rate
1/6/18 (WC)	Ten	@ KC	W	QB	31	19	61.3	205	6.6	2	6.5	1	3.2	29	2	10	88.8
1/13/18 (DIV)	Ten	@ NE	L	QB	37	22	59.5	254	6.86	2	5.4	0	0	36	8	52	98.3
Totals			1-1	2/2	68	41	60.3	459	6.75	4	5.9	1	1.5	36	10	62	93.9

Marcus Mariota (Rushing)

Date	Team	Opp	W-L	G/S	Att	Yds	Avg	Lg	TD
1/6/18 (WC)	Ten	@ KC	W	QB	8	46	5.8	17	0
1/13/18 (DIV)	Ten	@ NE	L	QB	4	37	9.3	11	0
Totals			1-1	2/2	12	83	6i.9	17	0

Ryan Tannehill (Passing)

Date	Team	Opp	W-L	G/S	Att	Cmp	Pct	Yds	Yd/A	TD	TD%	Int	Int%	Lg	Sk	Lst	Rate
None																	
Totals			0-0	0/0	0	0	-	0	-	0	-	0	-	-	0	0	-

CAREER GAME-BY-GAME STATS IN THE PLAYOFFS: TITANS OFFENSE

RUNNING BACKS/FULLBACKS

Khari Blasingame (FB)

Date	Team	Opp	W-L	G/S	Rushing					Receiving				
					Att	Yds	Avg	Lg	TD	Rec	Yds	Avg	Lg	TD
None														
Totals			0-0	0/0	0	0	-	-	0	0	0	-	-	0

Derrick Henry (RB)

Date	Team	Opp	W-L	G/S	Rushing					Receiving				
					Att	Yds	Avg	Lg	TD	Rec	Yds	Avg	Lg	TD
1/6/18 (WC)	Ten	@ KC	W	RB	23	156	6.8	35t	1	2	35	17.5	29	0
1/13/18 (DIV)	Ten	@ NE	L	RB	12	28	2.3	4	0	3	21	7.0	14	0
Totals			1-1	2/2	35	184	5.3	35t	1	5	56	11.2	29	0

Dion Lewis (RB)

Date	Team	Opp	W-L	G/S	Rushing					Receiving				
					Att	Yds	Avg	Lg	TD	Rec	Yds	Avg	Lg	TD
1/14/17 (DIV)	NE	Hou	W	RB	13	41	3.2	9	1	2	23	11.5	13t	1
1/22/17 (CON)	NE	Pit	W		6	11	1.8	8	0	2	8	4.0	5	0
2/5/17 (SB)	NE	Atl	W	RB	6	27	4.5	13	0	1	2	2.0	2	0
1/13/18 (DIV)	NE	Ten	W	RB	15	62	4.1	10	0	9	79	8.8	31	0
1/21/18 (CON)	NE	Jax	W	RB	9	34	3.8	18	0	7	32	4.6	20	0
2/4/18 (SB)	NE	Phi	L	RB	9	39	4.3	8	0	0	0	-	0	0
Totals			5-1	6/5	58	214	3.7	18	1	21	144	6.9	31	1

WIDE RECEIVERS

A.J. Brown

Date	Team	Opp	W-L	G/S	Rec	Yds	Avg	Lg	TD
None									
Totals			0-0	0/0	0	0	-	-	0

Corey Davis

Date	Team	Opp	W-L	G/S	Rec	Yds	Avg	Lg	TD
1/6/18 (WC)	Ten	@ KC	W	WR	4	35	8.8	13	0
1/13/18 (DIV)	Ten	@ NE	L	WR	5	63	12.6	17	2
Totals			1-1	2/2	9	98	10.9	17	2

Rashard Davis

Date	Team	Opp	W-L	G/S	Rec	Yds	Avg	Lg	TD
None									
Totals			0-0	0/0	0	0	-	-	0

Cody Hollister

Date	Team	Opp	W-L	G/S	Rec	Yds	Avg	Lg	TD
None									
Totals			0-0	0/0	0	0	-	-	0

Adam Humphries

Date	Team	Opp	W-L	G/S	Rec	Yds	Avg	Lg	TD
None									
Totals			0-0	0/0	0	0	-	-	0

Darius Jennings

Date	Team	Opp	W-L	G/S	Rec	Yds	Avg	Lg	TD
None									
Totals			0-0	0/0	0	0	-	-	0

Kalif Raymond

Date	Team	Opp	W-L	G/S	Rec	Yds	Avg	Lg	TD
None									
Totals			0-0	0/0	0	0	-	-	0

Tajaé Sharpe

Date	Team	Opp	W-L	G/S	Rec	Yds	Avg	Lg	TD
None									
Totals			0-0	0/0	0	0	-	-	0

TIGHT ENDS

Anthony Firkser

Date	Team	Opp	W-L	G/S	Rec	Yds	Avg	Lg	TD
None									
Totals			0-0	0/0	0	0	-	-	0

MyCole Pruitt

Date	Team	Opp	W-L	G/S	Rec	Yds	Avg	Lg	TD
1/10/16 (WC)	Min	Sea	L	TE	2	22	11.0	18	0
Totals			0-1	1/1	2	22	11.0	18	0

Jonnu Smith

Date	Team	Opp	W-L	G/S	Rec	Yds	Avg	Lg	TD
1/6/18 (WC)	Ten	@ KC	W	TE	2	15	7.5	10	0
1/13/18 (DIV)	Ten	@ NE	L		1	4	4.0	4	0
Totals			1-1	2/1	3	19	6.3	10	0

CAREER GAME-BY-GAME STATS IN THE PLAYOFFS: TITANS SPECIALISTS

RETURNERS

Adam Humphries

Date	Team	Opp	W-L	PR	FC	Yds	Avg	Lg	TD	KR	Yds	Avg	Lg	TD
None														
Totals			0-0	0	0	0	-	-	0	0	0	-	-	0

Adoree' Jackson

Date	Team	Opp	W-L	PR	FC	Yds	Avg	Lg	TD	KR	Yds	Avg	Lg	TD
1/6/18 (WC)	Ten	@ KC	W	3	1	18	6.0	13	0	2	43	21.5	24	0
1/13/18 (DIV)	Ten	@ NE	L	1	1	0	0.0	0	0	4	83	20.8	25	0
Totals			1-1	4	2	18	4.5	13	0	6	126	21.0	25	0

CAREER GAME-BY-GAME STATS IN THE PLAYOFFS: TITANS SPECIALISTS

Darius Jennings

Date	Team	Opp	W-L	PR	FC	Yds	Avg	Lg	TD	KR	Yds	Avg	Lg	TD
None														
Totals			0-0	0	0	0	-	-	0	0	0	-	-	0

Dion Lewis

Date	Team	Opp	W-L	PR	FC	Yds	Avg	Lg	TD	KR	Yds	Avg	Lg	TD
1/14/17 (DIV)	NE	Hou	W	0	0	0	-	-	0	3	124	41.3	98	1
1/22/17 (CONF)	NE	Pit	W	0	0	0	-	-	0	1	18	18.0	18	0
2/5/17 (SB)	NE	@ Atl	W	0	0	0	-	-	0	1	20	20.0	20	0
1/13/18 (DIV)	NE	Ten	W	0	0	0	-	-	0	1	27	27.0	27	0
1/21/18 (CONF)	NE	Jax	W	0	0	0	-	-	0	2	34	17.0	23	0
2/4/18 (SB)	NE	Phi	L	0	0	0	-	-	0	3	45	15.0	25	0
Totals			5-1	0	0	0	-	-	0	11	268	24.4	98	1

Kalif Raymond

Date	Team	Opp	W-L	PR	FC	Yds	Avg	Lg	TD	KR	Yds	Avg	Lg	TD
None														
Totals			0-0	0	0	0	-	-	0	0	0	-	-	0

PUNTERS

Brett Kern

Date	Team	Opp	W-L	Num	Blk	Yds	Avg	Lg	TB	In20	NetAvg
1/6/18 (WC)	Ten	@ KC	W	3	0	131	43.7	57	0	2	41.0
1/13/18 (DIV)	Ten	@ NE	L	7	0	316	45.1	62	0	2	41.3
Totals			1-1	10	0	447	44.7	62	0	4	41.2

KICKERS

Greg Joseph

Date	Team	Opp	W-L	FGM	FGA	Pct	XPM	XPA	1-19	20-29	30-39	40-49	50+	Lg	KO	TB
None																
Totals			0-0	0	0	-	0	0	0-0	0-0	0-0	0-0	0-0	-	0	0

CAREER GAME-BY-GAME STATS IN THE PLAYOFFS: TITANS DEFENSE

Daren Bates (LB)

Date	Team	Opp	W-L	G/S	Tackle	Sack	Int	FF	FR
1/7/17 (WC)	Oak	@ Hou	L		0	0.0	0	0	0
1/6/18 (WC)	Ten	@ KC	W		0	0.0	0	0	0
1/13/18 (DIV)	Ten	@ NE	L		0	0.0	0	0	0
Totals			1-2	3/0	0	0.0	0	0	0

Tramaine Brock Sr. (CB)

Date	Team	Opp	W-L	G/S	Tackle	Sack	Int	FF	FR
1/14/12 (WC)	SF	NO	W		0	0.0	0	0	0
1/22/12 (DIV)	SF	NYG	L		2	0.0	0	0	0
1/12/13 (DIV)	SF	GB	W		2	0.0	0	0	0
1/20/13 (CONF)	SF	@ Atl	W		0	0.0	0	0	0
2/3/13 (SB)	SF	Bal	L		0	0.0	0	0	0
1/5/14 (WC)	SF	@ GB	W	CB	3	0.0	0	0	0
1/12/14 (DIV)	SF	@ Car	W	CB	2	0.0	0	0	0
1/19/14 (CONF)	SF	@ Sea	L	CB	6	0.0	0	0	0
1/14/18 (DIV)	Min	NO	W		0	0.0	0	0	0
1/21/18 (CONF)	Min	@ Phi	L		0	0.0	0	0	0
Totals			6-4	10/3	15	0.0	0	0	0

Jayon Brown (LB)

Date	Team	Opp	W-L	G/S	Tackle	Sack	Int	FF	FR
1/6/18 (WC)	Ten	@ KC	W		3	0.0	0	0	0
1/13/18 (DIV)	Ten	@ NE	L		2	0.0	0	0	0
Totals			1-1	2/0	5	0.0	0	0	0

Kevin Byard (S)

Date	Team	Opp	W-L	G/S	Tackle	Sack	Int	FF	FR
1/6/18 (WC)	Ten	@ KC	W	FS	6	0.0	0	0	0
1/13/18 (DIV)	Ten	@ NE	L	FS	10	0.0	0	0	0
Totals			1-1	2/2	16	0.0	0	0	0

Jurrell Casey (DT)

Date	Team	Opp	W-L	G/S	Tackle	Sack	Int	FF	FR
1/6/18 (WC)	Ten	@ KC	W	DT	8	0.0	0	0	0
1/13/18 (DIV)	Ten	@ NE	L	DT	6	0.0	0	0	0
Totals			1-1	2/2	14	0.0	0	0	0

Kamalei Correa (OLB)

Date	Team	Opp	W-L	G/S	Tackle	Sack	Int	FF	FR
None									
Totals			0-0	0/0	0	0.0	0	0	0

Dane Cruikshank (DB)

Date	Team	Opp	W-L	G/S	Tackle	Sack	Int	FF	FR
None									
Totals			0-0	0/0	0	0.0	0	0	0

Matt Dickerson (DE)

Date	Team	Opp	W-L	G/S	Tackle	Sack	Int	FF	FR
None									
Totals			0-0	0/0	0	0.0	0	0	0

Rashaan Evans (ILB)

Date	Team	Opp	W-L	G/S	Tackle	Sack	Int	FF	FR
None									
Totals			0-0	0/0	0	0.0	0	0	0

Reggie Gilbert (OLB)

Date	Team	Opp	W-L	G/S	Tackle	Sack	Int	FF	FR
None									
Totals			0-0	0/0	0	0.0	0	0	0

Amani Hooker (S)

Date	Team	Opp	W-L	G/S	Tackle	Sack	Int	FF	FR
None									
Totals			0-0	0/0	0	0.0	0	0	0

CAREER GAME-BY-GAME STATS IN THE PLAYOFFS: TITANS DEFENSE

Joey Ivie (DT)

Date	Team	Opp	W-L	G/S	Tackle	Sack	Int	FF	FR
None									
Totals			0-0	0/0	0	0.0	0	0	0

Adoree' Jackson (CB)

Date	Team	Opp	W-L	G/S	Tackle	Sack	Int	FF	FR
1/6/18 (WC)	Ten	@ KC	W	CB	4	0.0	0	0	0
1/13/18 (DIV)	Ten	@ NE	L	CB	3	0.0	0	0	0
Totals			1-1	2/2	7	0.0	0	0	0

Austin Johnson (DL)

Date	Team	Opp	W-L	G/S	Tackle	Sack	Int	FF	FR
1/6/18 (WC)	Ten	@ KC	W	DE	3	0.0	0	0	0
1/13/18 (DIV)	Ten	@ NE	L		3	0.0	0	0	0
Totals			1-1	2/1	6	0.0	0	0	0

DaQuan Jones (DL)

Date	Team	Opp	W-L	G/S	Tackle	Sack	Int	FF	FR
None									
Totals			0-0	0/0	0	0.0	0	0	0

Joshua Kalu (DB)

Date	Team	Opp	W-L	G/S	Tackle	Sack	Int	FF	FR
None									
Totals			0-0	0/0	0	0.0	0	0	0

Harold Landry III (OLB)

Date	Team	Opp	W-L	G/S	Tackle	Sack	Int	FF	FR
None									
Totals			0-0	0/0	0	0.0	0	0	0

David Long Jr. (ILB)

Date	Team	Opp	W-L	G/S	Tackle	Sack	Int	FF	FR
None									
Totals			0-0	0/0	0	0.0	0	0	0

Isaiah Mack (DT)

Date	Team	Opp	W-L	G/S	Tackle	Sack	Int	FF	FR
None									
Totals			0-0	0/0	0	0.0	0	0	0

Derick Roberson (OLB)

Date	Team	Opp	W-L	G/S	Tackle	Sack	Int	FF	FR
None									
Totals			0-0	0/0	0	0.0	0	0	0

Logan Ryan (CB)

Date	Team	Opp	W-L	G/S	Tackle	Sack	Int	FF	FR
1/11/14 (DIV)	NE	Ind	W		4	0.0	0	0	0
1/19/14 (CONF)	NE	@ Den	L		8	0.0	0	0	0
1/10/15 (DIV)	NE	Bal	W		1	0.0	0	1	0
1/18/15 (CONF)	NE	Ind	W		2	0.0	0	0	0
2/1/15 (SB)	NE	@ Sea	W		1	0.0	0	0	0
1/16/16 (DIV)	NE	KC	W	CB	9	0.0	0	0	0
1/24/16 (CONF)	NE	@ Den	L	CB	5	0.0	0	0	0
1/14/17 (DIV)	NE	Hou	W	CB	7	1.0	1	0	0
1/22/17 (CONF)	NE	Pit	W	CB	9	0.0	0	0	0
2/5/17 (SB)	NE	@ Atl	W	CB	6	0.0	0	0	0
1/6/18 (WC)	Ten	@ KC	W	CB	1	0.0	0	0	0
1/13/18 (DIV)	Ten	@ NE	L	CB	11	0.0	0	0	0
Totals			9-3	12/7	64	1.0	1	1	0

Jeffery Simmons (DL)

Date	Team	Opp	W-L	G/S	Tackle	Sack	Int	FF	FR
None									
Totals			0-0	0/0	0	0.0	0	0	0

LeShaun Sims (CB)

Date	Team	Opp	W-L	G/S	Tackle	Sack	Int	FF	FR
None									
Totals			0-0	0/0	0	0.0	0	0	0

Tye Smith (CB)

Date	Team	Opp	W-L	G/S	Tackle	Sack	Int	FF	FR
1/6/18 (WC)	Ten	@ KC	W	CB	5	0	0	0	0
1/13/18 (DIV)	Ten	@ NE	L	SS	3	0	0	0	0
Totals			1-1	2/2	8	0	0	0	0

Kenny Vaccaro (S)

Date	Team	Opp	W-L	G/S	Tackle	Sack	Int	FF	FR
None									
Totals			0-0	0/0	0	0.0	0	0	0

Wesley Woodyard (ILB)

Date	Team	Opp	W-L	G/S	Tackle	Sack	Int	FF	FR
1/8/12 (WC)	Den	Pit	W		0	0.0	0	0	0
1/14/12 (DIV)	Den	@ NE	L		0	0.0	0	0	0
1/12/13 (DIV)	Den	Bal	L	WLB	7	0.0	0	0	0
1/12/14 (DIV)	Den	SD	W		2	0.0	0	0	0
1/19/14 (CONF)	Den	NE	W		2	0.0	0	0	0
2/2/14 (SB)	Den	Sea	L		3	0.0	0	0	0
1/6/18 (WC)	Ten	@ KC	W	ILB	8	0.5	0	0	0
1/13/18 (DIV)	Ten	@ NE	L	ILB	2	0.0	0	0	0
Totals			4-4	8/3	24	0.5	0	0	0



LAST WEEK VS. THE TEXANS

Week 17: Titans 35, Texans 14
Sunday, Dec. 29, 2019 • 3:25 p.m. CT • NRG Stadium

GAME RECAP

In Week 17 of the 2019 season, the Titans traveled to Houston and secured a playoff berth with a 35-14 victory over the Texans.

On Houston's opening possession, Texans QB **AJ McCarron** led his team on a 15-play, 75-yard scoring drive that included first down receptions by TE **Jordan Akins**, WR **Steven Mitchell Jr.**, and RB **Duke Johnson**. Ultimately, Johnson ran into the end zone on a one-yard score for an early 7-0 lead. As the Tennessee offense took the field, Titans QB **Ryan Tannehill** and the offense responded and engineered a quick four-play scoring drive. Tannehill opened the drive with a 19-yard rush before connecting with WR **A.J. Brown** for a 51-yard touchdown down the right sideline to tie the game, 7-7.

Later in the first quarter, Tennessee began a 16-play scoring drive to take the lead. WRs **Corey Davis** and **Tajae Sharpe** contributed first down receptions, and RB **Derrick Henry** added two first downs on the ground. QB **Marcus Mariota** entered the game to throw a 24-yard pass to Brown, which not only moved the chains, but also put Brown over 1,000 receiving yards on the season. Ultimately, Tannehill found TE **MyCole Pruitt** in the end zone for a one-yard touchdown and a 14-7 lead.

Tennessee began the second half in possession of the ball and orchestrated a 78-yard scoring drive that featured 10 straight run plays. Henry accounted for 46 yards on the drive, including a three-yard touchdown plunge to make it a 21-7 game. On the following Houston possession, the Texans responded with a scoring drive to pull within one possession. The 16-play scoring drive culminated in a one-yard rushing score by McCarron, 21-14. Then on the ensuing Titans possession, Brown made another big play as he caught a 47-yard reception that gave Tennessee the ball at the Houston one-yard line. Henry swiftly ran in a one-yard touchdown to make it a 28-14 game.

In the fourth quarter with 3:30 remaining to play, McCarron attempted a pass but it was intercepted by S **Kevin Byard** at the Tennessee 15-yard line. The offense took the field and Henry recorded three consecutive carries of five, 23, and four yards, before breaking free for a 53-yard rushing score that secured the victory as well as the NFL's rushing title. Tennessee secured a playoff berth after winning a 35-14 division game on the road.

SCORING

	1	2	3	4	Final
Tennessee	7	7	7	14	35
Houston	7	0	7	0	14

TEAM	SCORING PLAY	TIME
Texans	D.Johnson 1 yd. run (K.Fairbairn kick)	1-7:25
Titans	A.Brown 51 yd. pass from R.Tannehill (G.Joseph kick)	1-5:33
Titans	M.Pruitt 1 yd. pass from R.Tannehill (G.Joseph kick)	2-9:42
Titans	D.Henry 3 yd. run (G.Joseph kick)	3-10:06
Texans	A.McCarron 1 yd. run (K.Fairbairn kick)	3-1:09
Titans	D.Henry 1 yd. run (G.Joseph kick)	4-14:02
Titans	D.Henry 53 yd. run (G.Joseph kick)	4-2:54

Missed FGs: None
Attendance: 71,794
Time of Game: 2:53
Weather: Indoors
Referee: Clete Blakeman

CLICK TO WATCH HIGHLIGHTS



TEAM STATISTICS

	Titans	Texans
TOTAL FIRST DOWNS	25	20
THIRD DOWN EFFICIENCY	5-10-50%	3-12-25%
FOURTH DOWN EFFICIENCY	0-0-0%	2-4-50%
TOTAL NET YARDS	467	301
Plays - Avg.	60-7.8	65-4.6
NET YARDS RUSHING	245	109
Rushes - Avg.	39-6.3	25-4.4
NET YARDS PASSING	222	192
Sacks - Yards Lost	0-0	4-33
PASS ATT-COMP-INT	21-14-0	36-21-1
PUNTS - Avg.	4-47.3	5-49.6
Net Punting Average	41.0	47.8
PUNT RETURNS - Yards	2-9	2-25
KICKOFF RETURNS - Yards	2-49	0-0
INTERCEPTIONS - Yards	1-0	0-0
PENALTIES Number and Yards	5-37	5-35
FUMBLES - Lost	0-0	0-0
TOUCHDOWNS	5	2
EXTRA POINTS Made-Attempts	5-5	2-2
RED ZONE EFFICIENCY	3-3-100%	2-2-100%
GOAL TO GO EFFICIENCY	3-3-100%	2-2-100%
SAFETIES	0	0
GIVEAWAYS	0	1
TAKEAWAYS	1	0
TIME OF POSSESSION	28:21	31:39

TITANS STARTERS

OFFENSE			DEFENSE		
WR 84	C.Davis	CB 26	L.Ryan		
TE 81	J.Smith	NT 90	D.Jones		
LT 77	T.Lewan	DT 99	J.Casey		
LG 76	R.Saffold	OLB 44	K.Correa		
C 60	B.Jones	ILB 54	R.Evans		
RG 64	N.Davis	ILB 55	J.Brown		
RT 78	J.Conklin	OLB 58	H.Landry		
FB 41	K.Blasingame	CB 23	T.Smith		
WR 11	A.Brown	SS 24	K.Vaccaro		
QB 17	R.Tannehill	FS 31	K.Byard		
RB 22	D.Henry	CB 35	T.Brock		

TEXANS STARTERS

OFFENSE			DEFENSE		
WR 11	S.Mitchell	NT 92	B.Dunn		
LT 77	C.Clark	DE 91	C.Watkins		
LG 74	M.Scharping	OLB 59	W.Mercilus		
C 66	N.Martin	DE 97	A.Blackson		
RG 73	Z.Fulton	ILB 50	T.Adams		
RT 63	R.Johnson	ILB 41	Z.Cunningham		
TE 88	J.Akins	OLB 57	B.Scarlett		
WR 14	D.Carter	CB 24	J.Joseph		
TE 83	J.Thomas	CB 22	G.Conley		
QB 2	A.McCarron	S 39	T.Gipson		
RB 23	C.Hyde	S 20	J.Reid		

TITANS INDIVIDUAL STATISTICS

Rushing	Att	Yds	Avg	Lg	TD
D.Henry	32	211	6.6	53	3
R.Tannehill	5	20	4.0	19	0
J.Smith	1	7	7.0	7	0
D.Lewis	1	7	7.0	7	0
Total	39	245	6.3	53	3

Passing	Att	Cmp	Yds	TD	Lg	IN	Rt
R.Tannehill	20	13	198	2	51	0	130.8
M.Mariota	1	1	24	0	24	0	0118.8
Total	21	14	222	2	51	0	0133.4

Receiving	No	Yds	Avg	Lg	TD
A.Brown	4	124	31.0	51	1
C.Davis	4	44	11.0	16	0
M.Pruitt	2	13	6.5	12	1
R.Davis	1	16	16.0	16	0
T.Sharpe	1	13	13.0	13	0
K.Blasingame	1	7	7.0	7	0
A.Firkser	1	5	5.0	5	0
Total	14	222	15.9	51	2

Interceptions	No	Yds	Avg	Lg	TD
K. Byard	1	0	0.0	0	0
Total	1	0	0.0	0	0

Leading Tacklers (Coaching Totals)

K. Vaccaro 9-7-2; R. Evans 7-4-3; T. Brock 6-5-1; K. Byard 6-4-2

Sacks: L. Ryan 1; J. Casey 1; D. Roberson 1; K. Correa 1
FF: None FR: None

TEXANS INDIVIDUAL STATISTICS

Rushing	Att	Yds	Avg	Lg	TD
T.Jones	9	40	4.4	11	0
A.McCarron	5	39	7.8	18	1
C.Hyde	4	13	3.3	7	0
D.Johnson	4	12	3.0	8	1
G.Howell	3	5	1.7	3	0
Total	25	109	4.4	18	2

Passing	Att	Cmp	Yds	TD	Lg	IN	Rt
A.McCarron	36	21	225	0	21	1	65.2
Total	36	21	225	0	21	1	65.2

Receiving	No	Yds	Avg	Lg	TD
D.Carter	6	65	10.8	21	0
J.Akins	5	54	10.8	20	0
D.Johnson	5	45	9.0	14	0
S.Mitchell	2	37	18.5	21	0
T.Jones	1	9	9.0	9	0
J.Thomas	1	8	8.0	8	0
K.Coutee	1	7	7.0	7	0
Total	21	225	10.7	21	0

Interceptions	No	Yds	Avg	Lg	TD
None					

Leading Tacklers (Press Box Totals)

T. Adams 8-3-5; J. Addae 7-3-4; C. Watkins 6-3-3; G. Conley 5-4-1

Sacks: None
FF: None FR: None

GAME PREVIEW

TEAM NOTES

PLAYER NOTES

MEDIA

STATISTICS

ROSTERS

NOTES FROM LAST WEEK'S GAME

TEAM NOTES

- The Titans finished the regular season with a record of 9-7 and secured the sixth seed in the AFC playoffs. They will visit the third-seed and AFC East champion New England Patriots in the wild card round. Kickoff is scheduled for 8:15 p.m. EST/7:15 p.m. CST on Saturday, Jan. 4. The matchup will be televised on CBS.
- The Titans earned their second playoff berth under fourth-year general manager Jon Robinson and their first playoff appearance under second-year head coach Mike Vrabel.
- The Titans secured their fourth consecutive winning season, marking their first time to do so since winning at least nine games every year from 1987–1993.
- The Titans finished the regular season with a 5-3 road record and the team's first road winning percentage above .500 since it went 6-2 (.750) in 2008.
- The Titans earned their first win at Houston since Dec. 1, 2012.
- The Titans now know all 16 opponents for the 2020 season. They will host the Houston Texans, Indianapolis Colts, Jacksonville Jaguars, Cleveland Browns, Pittsburgh Steelers, Chicago Bears, Detroit Lions and Buffalo Bills. They will travel to play the Texans, Colts, Jaguars, Baltimore Ravens, Cincinnati Bengals, Green Bay Packers, Minnesota Vikings and Denver Broncos.
- The Titans scored 35 points against the Texans, giving the team its fifth game of 2019 with at least 35 points. In franchise history, only the 1960 (five games) and 1961 (seven) teams scored 35 points five or more times prior to 2019.
- The Titans had eight players who recorded starts in all 16 games during the regular season: safety Kevin Byard, tackle Jack Conklin, linebacker Rashaan Evans, defensive lineman DaQuan Jones, outside linebacker Harold Landry III, cornerback Logan Ryan, guard Rodger Saffold and safety Kenny Vaccaro.

TEAM NOTES – OFFENSE

- The Titans converted 50.0 percent on third down (five of 10), tying for their third-highest percentage of the season.
- The Titans offense totaled 467 net yards at Houston, their third-highest number of the season. Their six games in 2019 with at least 400 yards tied for the third-best total in franchise history and the most since 1991 (six).
- The Titans rushed for a season-high 245 yards at Houston, the most by the team since a 264-yard rushing game against the Jacksonville Jaguars on Dec. 6, 2018.
- The Titans offense did not allow a sack for the third time in 2019.
- The Titans' 245 rushing yards were the fourth-most by the team in franchise history in a game in which they also did not allow a sack. It was the most rushing yards by the club in a sackless game since Nov. 1, 2009 against Jacksonville (305).
- The Titans scored touchdowns on all three of their drives in the red zone. They improved their season totals to 34 touchdowns on 45 red zone trips for an NFL-leading rate of 75.6 percent.
- The Titans' 75.6 percentage scoring touchdowns in the red zone was the NFL's third-best percentage since 1991 and the best percentage since the 2013 Denver Broncos (76.1).
- The Titans scored touchdowns on all three goal-to-go possessions, bringing their season totals to 22 touchdowns on 25 goal-to-go drives in 2019. Their rate of 88.0 percent in 2019 ranked first in the NFL through the afternoon games of Dec. 29.
- The Titans offense scored a touchdown on its opening possession of the game, marching 75 yards in four plays. It was the Titans' first opening drive for a touchdown in 2019.
- From the first quarter to the second quarter, the Titans went on a 16-play, 90-yard touchdown drive that took 8 minutes and 4 seconds. The last scoring drive the Titans had that went 16 or more plays was a 16-play touchdown drive against the Philadelphia Eagles on Sept. 30,

2018.

- On a 10-play, 78-yard drive for a touchdown to begin the third quarter, all 10 plays by the Titans were rushing attempts.
- The Titans offense's 5,805 total net yards in 2019 ranked fourth in franchise history and amounted to the team's highest total since 1991 (5,987).
- The Titans' 2,223 rushing yards in 2019 were the most by the team since 2009 (2,592) and ranked seventh in franchise history.

TEAM NOTES – DEFENSE

- The Titans defense combined for four sacks against the Texans. It was the unit's 10th game in 2019 with at least three sacks, giving the team its highest number of three-sack performances since 2000, when the defense posted three or more sacks on 12 different occasions.
- The Titans defense recorded its fourth-best percentage of the season on third down, limiting the Texans to 25 percent (3-of-12).

WR A.J. BROWN

- Tallied 124 yards on four receptions (31.0 avg.), including a 51-yard touchdown reception in the first quarter. His 124 yards gave him his third-best total of his rookie season.
- Improved his 2019 season totals to 52 receptions for 1,051 yards and eight touchdowns. He led all NFL rookies in receiving yards.
- His 20.2-yard receiving average in 2019 ranked second among all qualifying NFL players, finishing behind only the Los Angeles Chargers' Mike Williams at 20.4 yards per reception. Brown's receiving average also tied (Drew Hill, 1987) for the sixth-best figure in franchise history among qualifiers.
- Ranked third in team history for receiving yards by a rookie. Only Bill Groman (1,473 yards in 1960) and Ernest Givins (1,062 in 1986) had more.
- Ranked fifth in franchise history for receptions by a rookie. Only Bill Groman (72 in 1960), Kendall Wright (64 in 2012), Ernest Givins (61 in 1986) and Sid Blanks (56 in 1964) had more.
- Tied for third in franchise history for touchdown receptions by a rookie. In addition to Brown, only Bill Groman (12 in 1960), Chris Sanders (nine



NOTES FROM LAST WEEK'S GAME

in 1995) and Mac Haik (eight in 1968) had at least eight touchdown catches as rookies.

- Posted his fourth touchdown reception of the season of at least 50 yards. Since 1970, he is the fourth rookie with at least four touchdown receptions of 50 yards or more and the first since Randy Moss (five in 1998). The others on the list are Isaac Curtis (1973) and Willie Gault (1983).
- Caught a 47-yard pass in the fourth quarter to set up a touchdown. It was his NFL-leading ninth scrimmage play of the season to go at least 45 yards.
- Registered his fourth consecutive game (rushing or receiving) with at least one touchdown. He is the franchise's first rookie to do so since Chris Sanders (five games) in 1995.
- On a 24-yard reception in the second quarter, he went over 1,000 receiving yards on the season. He became the team's first 1,000-yard receiver since tight end Delanie Walker in 2015 (1,088) and the franchise's third rookie 1,000-yard receiver, joining Bill Groman (1,473 yards in 1960) and Ernest Givins (1,062 yards in 1986).
- Joined John Jefferson (1978), Bill Brooks (1986) and Randy Moss (1998) as the NFL's only rookies since 1970 to have a minimum of 50 receptions, 1,000 receiving yards and five receiving touchdowns while averaging at least 17.0 yards per catch.
- Led all NFL rookies with five 100-yard receiving games in 2019. He became the franchise's first rookie to have five 100-yard receiving games since Bill Groman (nine 100-yard games) in 1960.

S KEVIN BYARD

- Intercepted a pass from AJ McCarron in the fourth quarter. It gave Byard a team-high five interceptions in 2019.
- Leads the NFL with 17 interceptions since the beginning of the 2017 season.

DT JURRELL CASEY

- Sacked AJ McCarron for a nine-yard loss to end the second quarter. It was his fifth sack of 2019 and the 51st sack of his career.
- Registered his seventh consecutive season with at least five sacks. Since individual sacks became an official NFL statistic in 1982, Casey is the second franchise player to have five sacks in seven consecutive seasons—and the first in the "Titans era" (1999–present). Former Oilers defensive lineman Ray Childress tallied at least five sacks for nine straight seasons from 1986–1994.

OLB KAMALEI CORREA

- Recorded an eight-yard sack in the second quarter. It gave him a career-high five sacks in 2019 and 8.5 sacks in his career. He had a sack in four of the final five contests to end the regular season.

WR COREY DAVIS

- Tied for the team lead with four receptions for 44 yards.
- Finished the season with 601 yards and two touchdowns on 43 receptions.

WR RASHARD DAVIS

- Registered his first NFL reception in the second quarter, snaring a 16-yard pass from Ryan Tannehill to convert a third down.
- Also returned two punts for nine yards in his first action as an NFL returner.

RB DERRICK HENRY

- Rushed for 211 yards and three touchdowns on 32 carries. His 211 rushing yards made up the second-best total of his career and the fifth-best single-game total in franchise history.



- Owns two of the team's top-five rushing games in franchise annals, including his performance at Houston and his franchise-record 238 rushing yards against Jacksonville on Dec. 6, 2018.
- Claimed the NFL's 2019 rushing title with 1,540 yards on 303 carries (5.1 avg.). The next-closest finisher was Cleveland's Nick Chubb, who had 1,494 rushing yards. Henry joined Billy Cannon (AFL, 1961), Earl Campbell (1978-80) and Chris Johnson (2009) as the only running backs in franchise history to lead their respective leagues in rushing.
- Rushed for a three-yard touchdown in the third quarter and added fourth-quarter touchdown runs of one yard and 53 yards. It marked his second career game with three or more touchdowns.
- Tied for the NFL lead with 16 rushing touchdowns in 2019 (Aaron Jones) and ranked third in the NFL with 18 total touchdowns.
- Finished with the fourth-best rushing yardage total in franchise history. His campaign was topped only by Chris Johnson in 2009 (2,006 rushing yards), Earl Campbell in 1980 (1,934) and Campbell in 1979 (1,697).
- Hit the 100-yard mark on an eight-yard carry in the third quarter. He notched his career-high sixth 100-yard rushing game of 2019 and his 11th career 100-yard rushing game, including playoffs.
- Finished second in franchise history with 16 rushing touchdowns during the season. Earl Campbell holds the record with 19.
- With 16 rushing touchdowns and two receiving touchdowns in 2019, Henry tied Bill Groman (18 touchdowns in 1961) for the second-highest number of total touchdowns in a season in franchise history. Earl Campbell's 19 total touchdowns (all rushing) in 1979 are the most for the franchise.
- With 38 career rushing touchdowns, he passed Steve McNair (36) for fourth place on the franchise's all-time rushing touchdowns list.
- His 108 points in 2019 tied for the second-most by a non-kicker in franchise history (114 by Earl Campbell in 1979; 108 by Bill Groman in 1961).
- Registered his seventh career rushing touchdown of 50-plus yards, which leads the NFL since he entered the NFL in 2016.

P BRETT KERN

- Averaged 47.3 gross yards and 41.0 net yards on four punts with two punts placed inside the 20. His 37 punts inside the 20 during the season ranked second in his career (39 in 2018) and led the NFL in 2019 through the afternoon games of Dec. 29.

TE MYCOLE PRUITT

- Recorded a one-yard touchdown reception in the second quarter.

NOTES FROM LAST WEEK'S GAME

It was his first touchdown reception of 2019 and his second career touchdown reception. He totaled two catches for 13 yards.

OLB DERICK ROBERSON

- Dropped AJ McCarron for an eight-yard sack in the first quarter. The sack, which came on third down, gave the undrafted rookie three sacks in a two-game span.

CB LOGAN RYAN

- Sacked AJ McCarron for an eight-yard loss in the fourth quarter. The play gave Ryan a career-high 4.5 sacks in 2019, surpassing his previous high of four sacks in 2018. He has 11 career sacks, including 8.5 since 2018, which ranks second among NFL defensive backs (Jamal Adams).

QB RYAN TANNEHILL

- Completed 13 of 20 passes for 198 yards and two touchdowns for a passer rating of 130.8. It was his sixth performance in the last seven games with a passer rating of 130 or better.
- Led the NFL in passer rating in 2019. His totals in the regular season included 201-of-286 passing for 2,742 yards, 22 touchdowns, six interceptions and a passer rating of 117.5. His 117.5 passer rating was the best in franchise history, surpassing Steve McNair's 100.4 passer rating in 2003.
- Established the fourth-highest single-season passer rating in NFL history. His 117.5 passer rating is surpassed in league annals by only Aaron Rodgers' 122.5 passer rating in 2011, Peyton Manning's 121.1 in 2004 and Nick Foles' 119.2 in 2013.
- Joined Steve McNair as the only franchise quarterbacks to lead the NFL in passing since the current passer rating system was implemented in 1973.
- Completed a 51-yard touchdown pass to wide receiver A.J. Brown in the first quarter and added a one-yard touchdown pass to tight end MyCole Pruitt in the second quarter. He registered his seventh consecutive game with at least two touchdown passes, which extended the best streak of his career (five in 2015). Tannehill joined Marcus Mariota (eight consecutive games in 2016) as the only quarterbacks



in franchise history with at least seven consecutive games with two or more touchdown passes.

- Registered his 10th consecutive game with at least one touchdown pass, the longest streak by a Titans quarterback since Steve McNair (10) from 2003 to 2004.
- Became the third qualifying passer in NFL history to have a season with at least a 70.0 completion percentage and an average of at least 9.0 yards per attempt, joining Sammy Baugh and Joe Montana. In 1989, Montana was named the NFL MVP after completing 70.2 percent of his passes (271 of 386) and averaging 9.1 yards per attempt (3,521 yards). In 1945, Baugh completed 70.3 percent of his passes (128 of 182) and averaged 9.2 yards per attempt (1,669 yards).
- Established new franchise single-season records for completion percentage (70.7) and yards per attempt (9.6). He ranked third in the NFL in 2019 in completion percentage, while his 9.6-yard passing average not only led the league but ranked fourth in the NFL since 1960.
- Rushed for a 19-yard gain on the offense's first snap.
- Appeared in his 100th career NFL game.

SELECT TITANS POSTGAME QUOTES

SUNDAY, DEC. 29, 2019

HEAD COACH MIKE VRABEL

(on what it's like to secure a playoff berth)

Well, I think it's great that you can determine whether you're going to continue to play football, which is what we had the opportunity to do today. I thought there was some great efforts, I thought there was some things, obviously, that we're going to have to coach and improve and play better. Everything gets harder from here on out. But, there will be a lot of good things to take from this, and we talked about what you have to do in the playoffs, and essentially we were in the playoffs. You have to run the football, stop the run, and you have to be able to take care of the football and get some turnovers. I think that's a good start in understanding that message and what we're going to need to do next week.

(on if running back Derrick Henry winning the rushing title is symbolic of where the team is and wants to be)

Yeah, I think so. I think the O-line, they take a lot of pride. I spend a lot of time with their group, and it's been great to see them, one, improve, but also, understand that running the football in this league is a grind. It doesn't happen, but hopefully you wear them down, you hit some 15-yarders, you hit a couple five-yarders, you push the pile, and then ultimately what happens is you break one there like we did at the end. I'm proud of those guys. I'm happy for Derrick (Henry). I understand what he goes through and the pounding and what he's been able to do for us. So, I'm happy for that. We won the football game, got a spot in the playoffs. We're in the tournament, so a lot of things kind of came together.

(on if he was conscious during the game of how many yards Derrick Henry needed to secure the rushing title)

You know, I think there is some understanding of that as the game kind of unfolds, and I said, 'You've got two carries,' and he ended up just needing the one.

(on giving up a touchdown on Houston's opening possession but bouncing back)

I thought the defense, we had some opportunities to tackle and maybe create some third-and-longer situations, get off the field. Give them a lot of credit. They came out and executed well on that first drive and we didn't. I thought we settled down. I thought we were able to do what we talked about as far as setting the edge, building a wall, swarming, using a third-down package to our advantage, and we were able to settle down, and our offense was able to get us a little lead there.

(on if he anticipated not playing against Texans quarterback Deshaun Watson or Texans wide receiver DeAndre Hopkins)

Whether I expect things or not, we prepare for what the football team is and who they are. Texans are a great team. They've got a great head coach. Again, my relationship with those guys or Bill O'Brien is no secret. I learned a lot of things during my time here, and whoever ended up playing played for them.

(on the importance of wide receiver A.J. Brown)

Well, he continues to improve. I think each and every week what we're asking him to do continues to go up, the volume continues to go up, and with that becomes – there's a certain responsibility that you have to be able to handle that volume, and be where you need to be and execute. I think everybody would imagine Ryan (Tannehill) has a lot of confidence in A.J. I thought he was going

SELECT TITANS POSTGAME QUOTES

to come back for the football and maybe try to create some contact with the guy face guarding. I didn't necessarily think he was going to be able to catch it and stay inbounds, but he's a fun player to coach. He's a huge part of our organization, and excited to be able to work with him every day.

(on if he contemplated having A.J. Brown return punts)

You know, I think so. That's something that we looked at, strongly considered, but in the end we decided to go with Rashard (Davis) today. But, the more chances that you can get playmakers the football, if we can make teams punt, that's something that could happen.

(on if the celebration has already ended with the Titans knowing they will face the Patriots at New England next)

Well, it doesn't get any easier. You're going to have to go on the road in a tough environment, and again, great defense. They're no strangers to winning playoff football games at home. So, we'll have to go up there and we'll have to prepare, find out when we play, get a schedule, get guys healthy, and start the preparation.

(on if he's anticipating injured players returning to play)

Maybe. We'll see when we get back. Some of those guys that were out didn't travel, so we need everybody. We're going to need the entire roster to help us, one, prepare, and then secondly, go up there and find 46 guys that can help us win.

(on the thought process behind getting quarterback Marcus Mariota involved in the game)

Again, just trying to do some things that can help us and show different looks. That's all the thinking ever is, is how do we stop them, what might we be able to run to stop them, what might we be able to do on offense to gain some yards and ultimately score touchdowns.

(on seeming to appear emotional)

No, I'm not emotional. I just know what's ahead, and we've got to put this one – you don't see me enough to know – these people here, you've got to ask some of these guys about emotional. No, it's about focused on the Patriots and how I get this football team prepared to go on the road. You're basically walking into the viper's den. We're going to have to go on the road and beat a team that's won a lot of playoff games up there.

(on if he takes satisfaction in finishing the season 7-3)

I mean, again, the satisfaction will be at the season, after the season is over. I'm proud of the players. Like it is every week when we win, it's credit to them, and I appreciate them putting up with me every day and trying to allow me to coach them, coach them hard, try to do – put the team first in everything that we do. So, I'm glad that we were able to win the football game, get Ryan (Tannehill) – I think Ryan ended up as the No. 1 rated passer in the league, which is a testament to him, the receivers, and the offensive line. But, I think we're proving that we can score some points. We found ways to put the ball in the end zone.

(on if it means something to see a veteran quarterback who has faced adversity like Ryan Tannehill has secure his first playoff berth)

Absolutely. I think it's exciting for everybody. We have coaches and – I'm never going to take for granted winning in this league, ever, or making the playoffs, giving yourself a shot, because that's what happens in this league. You put yourself in a position to try to play meaningful games in January. Ryan (Tannehill) is a huge part of that, and part of that that allowed us to be here and try to take advantage of this opportunity.

(on the poise Ryan Tannehill displayed today after falling behind early but engineering responses)

Yeah, they came back and answered when we needed to. But again, we were able to mix in the run game. I think that for the most part, we were pretty good in penalties, didn't do many things that cost us. Maybe there were a few false starts, one here or there, but I'm excited for these guys. These guys are ready to continue to play football. We've got to get healthy and figure out a way to try to prepare to win.

(on if he takes any extra steps to mentally make facing the Patriots at New England just another game considering the history he has there)

I mean, I left there, and I haven't had a paycheck with a Patriots logo on it since 2008. Again, it was no different than going and coaching against them with the Texans or coaching against them last year. It's a huge challenge to go up there and try to win.

(on the performance of Marcus Mariota)

Marcus (Mariota) has continued to improve, and we're going to need him through this run somehow, someday. He's continuing to improve and work, and again, was able to get him in the game today, and hopefully that package can continue to grow as we move forward. I appreciate it, guys. Thank you.

QUARTERBACK RYAN TANNEHILL

(on the 2019 season and securing his first playoff berth)

Yeah, that's exciting. We finished the season the way we wanted to, getting ourselves in position to be in the playoffs. Now starts the postseason for us. Excited about the way we finished the season, obviously knew what it was coming into today. Needed to come out with a W. We were able to do that and enjoy it, enjoy it for tonight, and tomorrow we'll turn it around and get ready for the next one.

(on if he takes satisfaction as a veteran player knowing that he gets to compete in the postseason)

Yeah, it's exciting. I mean, that's why we play, compete, love to win, and you play to win a championship. Obviously, haven't been able to do that yet, but that's the goal each and every year. You set out and try to do everything you can to put yourself and your team in a position to go compete for a championship. Through the ups and the downs this year, we were able to fight through and put ourselves in the dance. Like I said, we'll enjoy this one tonight and get ready for the next one tomorrow.

(on the deep pass to wide receiver A.J. Brown that appeared to be a challenging play to make)

Yeah, he did a really good job. The guy that was covering (Anthony) Firkser actually started running back and running underneath A.J. (Brown), and from where I was standing, I couldn't quite see if he was cutting him off and I was going to be able to get it over the top or not. Great protection, gave me time to kind of just hang back there and look at it, and I saw them both kind of slow down a little bit, and right at that point, I knew that A.J. had the advantage, and trusted him down the field to try to put it in him or nobody's spot right there on the sideline where either he's going to make a great play or be incomplete, and obviously he made a big play for us.

(on running back Derrick Henry earning the rushing title today and what knowing that inside the huddle was like)

It was awesome, it was awesome. Honestly, I didn't know it was the title. They kept saying yardage, and I thought it was just to get him to 1,500. Didn't know it was for the title which is really cool, just that the guys wanted that so badly for him. Obviously, I know he wanted it, but speaks to the O-line and what it means to them running the football, just how badly they wanted to get that title for Derrick. It was huge and a lot of fun.

(on the team's feeling advancing to the postseason and knowing the challenges that lie ahead)

Well, it's the next step. Like I said, we'll enjoy this one tonight and get ready for New England. Obviously they have a lot of experience in the postseason and we're going to have to go in and play well, but I like what we did today. We ran the ball really well. We took care of the football, and you look at postseason, and that's what teams that win, they do. They run the football and they take care of it. We want to continue that heading into next week.

(on his first opportunity to play in the postseason)

It's exciting. Like you said, my first time playing in a playoff game. It's something I've looked forward to for a long time, and to finally have the opportunity, I'm excited for it.

(on how his trust in A.J. Brown has grown throughout the season)

Yeah, no doubt. I think over the course of the offseason and then heading into the season, the trust builds with not only A.J. (Brown), but all of our guys, and then the more plays you see guys make, the more that trust grows, and you just believe in them that, 'Hey, I've seen them make tough catches in tight windows before and believe that if I put it in a good spot then they'll come down with it.'

(on what about this team he thinks allows it to overcome adversity)

I think we've got a bunch of fighters, a bunch of guys that believe in each other. We stayed the course. I think we had a growth mindset. That's something that Art (Arthur Smith) has preached since day one offensively, is have a growth mindset, and find a way to improve each and every day, each and every week, and we just stayed the course. Through the ups and the downs we just kept trying to get better each and every week, sticking to what we believed in, and kept us on the right path and obviously put us in a position to go compete in the playoffs.

(on the offense's potential and what it's been able to accomplish this season)

We have weapons. We have weapons. Obviously Derrick (Henry) is huge, and it kind of all starts up front with the O-line and with Derrick, and then on the outside we have guys that are dangerous with the ball in their hands. A.J. (Brown) once again proves that once he gets the ball in his hand that he's dangerous, he can go the distance. Corey (Davis) made some big plays for us today, Tajaé (Sharpe) last week made some big plays. So, we have a bunch of guys that are talented

SELECT TITANS POSTGAME QUOTES

and can make big plays for us, so it's tough to really kind of key in on one person or one group. We have talent across the board that we feel good about.

(on the poise the team played with after falling behind 7-0 and if he felt a 'killer instinct down the stretch')

Yeah, I think this team has responded to adversity throughout the whole season, and that's one thing that has kept us growing and put us in this position, is we have that belief in each other that we're just going to keep playing and keep plugging away and find a way. Defense will find a way to shore it up and get stops, offense will find a way to move the ball and get touchdowns. That's what we did. They moved the ball early and we were able to come back and respond, and then kind of happened a couple times after the first half. Started the second half with a long drive, score, they go down and score, then we were able to get a score a few more after that. Just the way we've responded to adversity and believe in each other that we're going to find a way.

(on having potential incentives kick in and if he's aware of that during the game)

Honestly, didn't even know. Didn't even know. I just kind of kept my head down, plugging away. Just try to play my best football and lead this team to wins.

(on if he feels that he is playing his best football right now)

I feel that I can still get better. I think I'm headed in the right direction. I'm playing good football, but as a competitor, it's just always something more you see you want to get better at. Definitely there's plays I'd like to have back today, I'd like to put the ball in a little bit different spot. But yeah, I think we're all on the right track, just got to keep pressing forward.

(on if he relishes the opportunity to go to New England in the postseason)

It'll be fun. It's a place I know well and a team I know well, so looking forward to the opportunity.

(on the importance of not only the offensive production but the lack of turnovers)

Well, it's huge. You look at teams with the best records in the NFL and generally, they take care of the football. Their turnover margin is on the plus side, and usually the higher it is, the more wins the team has. It's something that we talk about and want to do, run the football and take care of it. If we do that, we'll be in good shape.

RUNNING BACK DERRICK HENRY

(opening statement)

Happy holidays, merry new year. It feels great to be back on the field. Have a good day.

(on what it was like toward the end of the game as he was closing in on the rushing title and if he had a feeling he would earn it)

Yeah, I guess they were just trying to keep track of it. I didn't really know. I was just trying to make something happen when I got the ball just so I could shut them up. But yeah, credit to those guys. I thank each and every one of my teammates, my coaches, trainers, everybody part of the Titans organization. I'm just happy that we were able to get into the postseason. That was the goal, we get in and see what happens. I think that was the main goal, to get into the postseason. I think any time you put the team first and do everything right for the team, then all the individual stuff evolves.

(on Head Coach Mike Vrabel telling him he had two more carries to gain enough yardage to earn the rushing title)

Yeah, he told me, 'You've got two more and that's it,' and when he said that, had to make something happen. Or, we did.

(on if he felt better after resting during Week 16)

Yeah, definitely at first. I'm a competitor. I love the game of football, so I was kind of down that I couldn't play. I kind of felt soft that this damned hamstring just keep giving me problems. But, the training staff and everybody I worked with was doing a good job to get me back on the field, and I just thank Coach (Mike) Vrabel, everybody in the Titans organization for giving me the opportunity to rest so I could have the opportunity today to help us get in the playoffs, and happy that it resulted that we got the win in the end.

(on the challenge of going to New England to play the Patriots)

Like I said when I talked to you all on Thursday, I think we've got to be locked in, you know, compete against each other, make each other better, hold each other accountable throughout the week. We know how tough it is to win in that stadium, in that environment. They're a real disciplined team, and they play different in the playoffs, so we've got to be extra locked in in all three phases.

(on what about this team he thinks allows it to overcome adversity)

I think it's just relentless attitude, believing in one another. Coach (Vrabel) talked about that, just believing in what we're doing as a team in all three phases, and I think that's what we did, just kept fighting. In this league it's hard to win, and at the end of the day, if you play a great game in all three phases and focus on finishing each and every drive, offense, defense and special teams, then I think everything will take care of itself.

(on what the offense has been able to accomplish this season)

I probably speak for Ryan (Tannehill) as well, that's a credit to all our teammates. Line blocking, tight ends blocking and catching, receivers catching, running great routes. Ryan did a great job getting the ball, being efficient in the passing game, and you know, I think it just speaks volumes for us as an offense what we were able to accomplish as a whole. I never want to single out individual goals, but I credit to everybody in the offense, our coaches involved for those accomplishments.

(on what was going through his mind as his carries increased opening up the second half)

If they're going to feed me, I've got to get it in. Obviously that was the mentality, running the football and driving the ball down to get in the end zone. If they were going to feed it to me, get the ball in the end zone.

(on Coach Vrabel and Ryan Tannehill echoing that the recipe for success to win down the stretch is a good run game and how much he likes that challenge)

Yeah, Coach (Vrabel) gave us a great statistic before we played this game about the playoffs last year, and just showing the teams that won in the playoffs ran the ball effectively and the teams that didn't got eliminated. You know, it's just us focusing on running the ball, being physical, and hopefully we can keep it going.

(on if he is aware how pumped up the team gets when he runs the ball and if the defense lets him know)

I think we all just feed off each other, all of us playing good football, everybody doing their job, and I think that just speaks for us as a team. We just feed off one another. If the defense is doing good I'm going to feed off them, and vice versa. Me standing on the sideline actually not playing, I was hyped up. I was ready to put my pads on last week just watching those guys play. But, I think we just feed off each other.

(on if it was good to see quarterback Marcus Mariota get involved in the game today)

Yeah, great to get Ocho (Marcus Mariota) in there and get some plays. He's a hell of a teammate, a hell of a person, and somebody that I will be friends with and is a great man, and we'll be friends forever.

(on if he is planning on buying the offensive line a gift)

They've got something coming. They've got something coming.

WIDE RECEIVER A.J. BROWN

(on the big 49-yard reception play and how he managed to catch that pass)

My initial thought was, 'Why is (Ryan) Tannehill waiting so long to throw this ball?' But, he saw the backside safety drop back, and to be honest, I don't know how I made that catch. I don't know how I got my feet down, so I don't know.

(on having the most 50-yard touchdowns by a rookie since Randy Moss and what allows him to be such an explosive player)

I would just say like, you can't measure my heart. So when I get the ball, I'm really trying to score. I'm not trying to be a receiver who catches the ball and goes down, I'm trying to score. I'm trying to score a touchdown, there's nothing else.



TITANS 2019 GAME-BY-GAME RECAP

Week 1 • Sept. 8, 2019 • TITANS 43 at Browns 13 • 1-0

Marcus Mariota opens the season with three touchdown passes, while the Titans defense contributes three interceptions, five sacks and a safety—a first in franchise history for the defense with that combination ... All three interceptions come in the fourth quarter and lead to Titans touchdowns ... Delanie Walker accounts for two touchdowns, and Derrick Henry adds a 75-yard touchdown reception on a screen play ... Cameron Wake records 2.5 sacks and a safety, while Logan Ryan posts an interception and 1.5 sacks.

Week 2 • Sept. 15, 2019 • COLTS 19 at Titans 17 • 1-1

Jacoby Brissett completes the game-winning four-yard touchdown pass to T.Y. Hilton with 4:38 on the clock in the fourth quarter ... The Colts convert 50 percent on third down (7-14) and limit the Titans to 10 percent (1-10) ... Brissett totals three touchdown passes, while Marcus Mariota completes one touchdown pass to offensive lineman David Quessenberry ... Derrick Henry (81 rushing yards) adds the other touchdown on a one-yard run.

Week 3 • Sept. 19, 2019 • Titans 7 at JAGUARS 20 • 1-2

The Jaguars score 14 points in the first quarter, including a touchdown on a possession resulting from a muffed Titans punt return ... Jaguars rookie Gardner Minshew II tosses two touchdown passes ... Titans quarterback Marcus Mariota is sacked nine times, with Calais Campbell accounting for three sacks and Josh Allen and Dawuane Smoot accounting for two sacks each ... Derrick Henry rushes for the Titans' lone touchdown in the fourth quarter ... Leonard Fournette is held to negative rushing yards before a 69-yard run late in the fourth quarter.

Week 4 • Sept. 29, 2019 • TITANS 24 at Falcons 10 • 2-2

The Titans end a two game losing streak as Marcus Mariota passes for 227 yards and three touchdowns, including a pair of scoring tosses to rookie wide receiver A.J. Brown (94 total yards) ... Corey Davis adds five catches for 91 yards and a score ... Derrick Henry has 18 rushing attempts for 71 yards in the second half alone, ending with 27 carries for 100 yards ... The Titans defense records five sacks against Matt Ryan, including a pair by outside linebacker Harold Landry.

Week 5 • Oct. 6, 2019 • BILLS 14 at Titans 7 • 2-3

Bills quarterback Josh Allen throws two touchdown passes, including a seven-yarder to Duke Williams in the fourth quarter that proves to be the game-winning score ... Derrick Henry scores the Titans' lone touchdown on a one-yard run ... Cairo Santos misses all four field goal attempts for the Titans ... Marcus Mariota is sacked five times by Bills defenders, including three sacks by defensive tackle Jordan Phillips, while the Titans record four sacks of Allen.

Week 6 • Oct. 13, 2019 • Titans 0 at BRONCOS 16 • 2-4

The Titans suffer their first shutout loss since Oct. 14, 2018 vs. Baltimore ... The Broncos intercept Titans quarterbacks three times—the first two on passes by Marcus Mariota and the final time on a pass by Ryan Tannehill ... Tannehill relieves Mariota during the third quarter ... The Broncos limit Derrick Henry to 28 yards on 15 rushing attempts ... Brandon McManus boots three field goals for the Broncos, and Phillip Lindsay adds a touchdown.

Week 7 • Oct. 20, 2019 • Chargers 20 at TITANS 23 • 3-4

The Titans defense produces a goal-line stand in the final minute to preserve a victory ... Jurrell Casey's recovery of a Melvin Gordon III fumble in the end zone for a touchback (fumble forced by Wesley Woodyard) clinches the victory after a replay review changes the play from down-by-contact to a fumble recovery ... Ryan Tannehill records his first start for the Titans and goes 23-of-29 passing for 312 yards and two touchdowns ... Philip Rivers passes for 329 yards and two scores for the Chargers.

Week 8 • Oct. 27, 2019 • Buccaneers 23 at TITANS 27 • 4-4

The Titans defense totals three sacks and four takeaways ... Ryan Tannehill's third touchdown pass is a go-ahead eight-yard touchdown strike to rookie A.J. Brown in the fourth quarter, capping a 90-yard drive ... Mike Evans (11 receptions, two touchdowns) records 198 of Jameis Winston's 301 passing yards for the Buccaneers ... Winston is intercepted by cornerbacks Malcolm Butler and Logan Ryan, the latter of which seals the outcome in the final 30 seconds.

Week 9 • Nov. 3, 2019 • Titans 20 at PANTHERS 30 • 4-5

Panthers running back Christian McCaffrey rushes for 146 yards and two touchdowns and adds 20 yards and a touchdown receiving ... First-year quarterback Kyle Allen (232 yards, two touchdowns) earns a win for the Panthers ... The Titans fall behind 17-0 in the first half ... Ryan Tannehill passes for 331 yards and one touchdown and adds a rushing touchdown ... The Titans are victimized for three turnovers and called for 11 penalties ... Derrick Henry rushes for one score and scores once more on a reception.

Week 10 • Nov. 10, 2019 • Chiefs 32 at TITANS 35 • 5-5

Ryan Tannehill completes a game-winning 23-yard touchdown pass to Adam Humphries with 23 seconds remaining in the fourth quarter ... The Chiefs fail on two potential late field goals, including an aborted play and Joshua Kalu's block of Harrison Butker's 52-yard attempt ... Derrick Henry rushes for 188 yards and two touchdowns, including a 68-yard score ... Linebacker Rashaan Evans scores on a 53-yard fumble return ... Patrick Mahomes returns from injury to lead the Chiefs with 446 passing yards, the most allowed by the Titans in franchise history.

Week 12 • Nov. 24, 2019 • Jaguars 20 at TITANS 42 • 6-5

After leading 7-3 at halftime, the Titans score 28 points in the third quarter to tie a franchise record for third-quarter scoring ... Derrick Henry rushes for 159 and two touchdowns, including a 74-yard touchdown and then a seven-yard touchdown on the offense's next play ... The Titans offense scores on three consecutive scrimmage plays ... Ryan Tannehill passes for two touchdowns and rushes for two touchdowns for the first time in his career ... A.J. Brown leads team with 135 receiving yards on four catches, including a 65-yard score.

Week 13 • Dec. 1, 2019 • TITANS 31 at Colts 17 • 7-5

The Titans erase a 10-point deficit in the second half, taking the lead with 5:02 remaining in the fourth quarter on Tye Smith's 63-yard touchdown return after Dane Cruikshank blocks a 46-yard field goal attempt by Adam Vinatieri ... The Titans block two total field goals (Austin Johnson) ... Derrick Henry rushes for 149 yards and a score ... Ryan Tannehill passes for two touchdowns, including a 40-yarder to Kalif Raymond in the fourth quarter ... The Titans defense intercepts Jacoby Brissett twice (Kevin Byard, Logan Ryan) and notches three sacks ... Tannehill is sacked six times by the Colts.

Week 14 • Dec. 8, 2019 • TITANS 42 at Raiders 21 • 8-5

The Titans make their final scheduled appearance in Oakland before the Raiders relocate to Las Vegas ... Ryan Tannehill (391 passing yards), A.J. Brown (153 receiving) and Derrick Henry (103 rushing) give the Titans their first 300-100-100 trio since 2009 ... Tannehill throws three touchdown passes, including a 91-yarder to Brown ... The Titans outscore the Raiders 21-0 in the second half ... The Titans total 552 yards ... Henry rushes for two scores, and Brown has two touchdown catches ... Linebacker Jayon Brown helps seal the outcome with a 47-yard fumble return touchdown.

Week 15 • Dec. 15, 2019 • TEXANS 24 at Titans 21 • 8-6

The Titans erase a 14-0 deficit in the second half before the Texans retake the lead with 10 points in the fourth quarter ... Deshaun Watson completes two touchdown passes to Kenny Stills in the second quarter ... Whitney Mercilus intercepts a Ryan Tannehill pass to Anthony Firkser at Houston's two-yard line and returns the ball 86 yards to help set up Houston's first touchdown ... A.J. Brown leads the Titans with eight receptions for 114 yards, including a touchdown ... The Titans intercept two passes deep in their own territory, including an interception by Jayon Brown in the end zone.

Week 16 • Dec. 22, 2019 • SAINTS 38 at Titans 28 • 8-7

The Saints score 24 consecutive points after the Titans take a 14-0 lead in the first half ... Ryan Tannehill and Drew Brees each complete three touchdown passes without throwing an interception ... Tannehill is sacked five times ... Saints wideout Michael Thomas catches 12 passes for 136 yards and a score late in the fourth quarter to help put the game out of reach ... Thomas' touchdown is preceded by a fumble recovery by the Saints defense in its own territory on a pass from Tannehill to receiver Kalif Raymond.

Week 17 • Dec. 29, 2019 • TITANS 35 at Texans 14 • 9-7

The Titans earn a playoff berth with their first win at Houston since the 2011 finale ... Derrick Henry rushes for 211 yards and three scores, securing the NFL's season rushing title on a 53-yard touchdown run late in the fourth quarter ... Ryan Tannehill passes for 198 and two scores, while A.J. Brown hauls in four passes for 124 yards and a touchdown ... AJ McCarron starts at quarterback for the Texans, as Deshaun Watson and several other starters rest with a playoff spot secured.

EXECUTIVE VICE PRESIDENT/GENERAL MANAGER JON ROBINSON

- [Video: Jon Robinson Recaps 2019 Draft Class](#)
[Video: Jon Robinson Reviews 2018. Looks to 2019](#)
[Video: Jaimie Robinson's Work with Diabetes Nonprofit JDRE](#)
[JDRE Event a Success, with Help of Titans GM Jon Robinson](#)



Jon Robinson was hired as Titans general manager on Jan. 14, 2016 after spending two years as director of player personnel for the Tampa Bay Buccaneers. Nearly one year later, on Jan. 5, 2017, he was promoted to executive vice president/general manager.

In his first three years on the job, the Titans finished with three consecutive 9-7 seasons. It marked the first time the organization produced at least three consecutive winning seasons since a seven-year run of winning records from 1987–1993. The Titans were one of six NFL teams to accomplish the feat from 2016–2018, joining New England, Seattle, Kansas City, Pittsburgh and Dallas. Robinson became only the second general manager in franchise history whose first three teams finished above the .500 mark, joining **Mike Holovak** (1989-91).

Robinson's work helped the team go from three wins in the season prior to his arrival (2015) to a Divisional Round playoff finish following the 2017 campaign. He became the fifth general manager in franchise history to have the team in the playoffs within his first two full seasons.

Robinson turned over more than 80 percent of the Titans roster in his first three years on the job. At the end of the 2018 campaign, 43 players on the club's 53-man roster (81.1 percent) were added after Robinson arrived in Tennessee—27 free agents, two players acquired via trade, one waiver pickup and 13 draft picks. An additional nine players he acquired (six free agents, two draft picks and one waiver claim) ended 2018 on injured reserve.

Near the beginning of the 2019 free agent signing period, Robinson worked quickly to add several veterans from other teams who figure to have key roles in 2019: Buccaneers wide receiver **Adam Humphries**, Rams guard **Rodger Saffold**, Dolphins defensive end/outside linebacker **Cameron Wake** and Dolphins quarterback **Ryan Tannehill** via trade. Robinson also worked to re-sign starting safety **Kenny Vaccaro** and punter **Brett Kern**.

Then, in the 2019 NFL Draft, Robinson directed the selection of six total players, including Mississippi State defensive lineman **Jeffery Simmons** in the first round (19th overall) and Ole Miss wide receiver **A.J. Brown** in the second round (51st overall).

2018: The Titans' 2018 free agent class included a pair of former New England Patriots: Pro Bowl cornerback **Malcolm Butler** and running back **Dion Lewis**. In his first season in Tennessee, Butler played in all 16 games (11 starts) and finished second on the squad with three interceptions. Lewis rushed for 517 yards and added career highs with 59 receptions and 400 receiving yards. In early August, the Titans signed Vaccaro, who went on to start 13 games.

Robinson's 2018 draft class was comprised of four players after he used multiple trades to go up and get his targets. It included first-round linebacker **Rashaan Evans** from Alabama (22nd overall pick) and second-round outside linebacker **Harold Landry III** from Boston College (41st overall). Evans was slowed initially by an injury that caused him to miss the entire preseason, but he returned to play in 15 games with seven starts. Landry also appeared in 15 games (three starts), and his 4.5 sacks tied for third place on the Titans.

Robinson selected 23 total players in his first three drafts as general manager, and 15 of those picks remained with the club at the end of the 2018 season. During the same three years, he engineered 14 trades and made eight waiver claims (through December 2018).

2017: During the 2017 offseason, Robinson used free agency to address needs on defense and special teams. Most notably, he spearheaded deals for cornerback **Logan Ryan** (New England), safety **Johnathan Cyprien** (Jacksonville) and special teams contributor and 2017 Pro Bowler **Brynden Trawick** (Oakland).

In the 2017 NFL Draft, Robinson spent first-round picks on wide receiver **Corey Davis** (fifth overall) and cornerback **Adoree' Jackson** (18th overall). It marked the first time the franchise had a pair of first-round draft selections since 1987. Davis led the Titans in receiving in 2018 (65

TITANS FOOTBALL ADMINISTRATION/ PLAYER PERSONNEL STAFF

Jon Robinson Executive Vice President/General Manager
Vin Marino Vice President of Football Administration
Ryan Cowden Vice President of Player Personnel
Brian Gardner Director of Pro Scouting
Jon Salge Director of College Scouting
Kevin Turks Assistant Director of Pro Scouting
Mike Boni National Scout
Dale Thompson National Scout
Brandon Taylor Pro Scout
Casey Callahan College Scout
Patrick Callaway College Scout
T.J. Earley College Scout
Tom Roth College Scout
Wes Slay College Scout
Rob Riederer Scouting Coordinator
Patrick Woo Scouting Coordinator
Matt Miller Scouting Assistant
Blaise Taylor Scouting Assistant
Carly Mygrants Exec. Asst. to EVP & General Manager/Football Administration Coordinator



receptions for 891 yards). Jackson played in all 32 games in his first two seasons, totaling a team-high 34 passes defended. He also led the team in punt returns in each of his first two campaigns. The Titans' 2017 draft haul also featured tight end **Jonnu Smith** in the third round and linebacker **Jayon Brown** in the fifth round.

2016: In his first year as an NFL general manager, Robinson's leadership and decision-making helped the Titans triple their win total from the previous season, finishing 9-7 in 2016 after a 3-13 finish in 2015. The six-win improvement tied for the most in franchise history (1967 and 1974) and doubled the previous club benchmark for the most wins in the first year under a new general manager (three by **Bum Phillips** in 1975).

Within the first four months at his post, Robinson pulled the trigger on several key personnel decisions. On March 9, 2016, he made his first major acquisition, swapping fourth-round draft picks with the Philadelphia Eagles in exchange for running back **DeMarco Murray**. The trade provided major dividends in 2016, as Murray led the AFC and ranked third in the NFL with 1,287 rushing yards.

Around the same time, Robinson began to work the free agent market. Center **Ben Jones** and wide receiver **Richard Matthews** highlighted the haul, and both were instrumental in helping to transform the Titans offense into the 11th-ranked unit in the NFL. Jones started all 16 games and keyed a rushing attack that ranked third in the league, while Matthews set career highs with 65 receptions (tied for the team lead), a team-high 945 receiving yards and a team-high nine touchdown receptions.

On April 14, 2016, two weeks before the NFL Draft, Robinson and the Titans dealt the first overall pick to the Los Angeles Rams in one of the biggest trades in recent NFL history. The Titans gave up the No. 1 pick and a fourth-rounder in order to receive the 15th overall pick, two second-rounders and a third-rounder in 2016, plus the Rams' first- and third-round picks in 2017. From 1990–2015, there were seven trades involving the No. 1 overall pick, but this was the first since 2004, when the San Diego Chargers selected **Eli Manning** with the first pick and dealt his rights to the New York Giants.

The Titans had their hands at one point or another on 17 selections in the 2016 draft due to five different trades (including one trade in 2015), and in the end, they ended up with a class of 10 players, including four of the top 45 picks. Robinson swung a draft-day trade with the Cleveland Browns to move back up to the eighth slot to choose Michigan State tackle **Jack Conklin**.

All 10 members of Robinson's first draft class played in at least one game in 2016. They accumulated a total of 110 games played and 38 starts, including 16 starts at right tackle by Conklin. The eighth-overall pick capped

his successful rookie campaign by being named first-team All-Pro by Associated Press. Other rookies in 2016 who made significant contributions included second-round running back **Derrick Henry**, third-round safety **Kevin Byard** and fifth-round wide receiver **Tajae Sharpe**. Henry led the team in rushing in both 2017 and 2018, while Byard earned first-team All-Pro honors and a Pro Bowl berth in his second season. From 2017 through 2018, Byard's 12 interceptions led the NFL.

PRIOR HISTORY: Robinson arrived in Tennessee with a wide range of experience from working his way up on the personnel side of the NFL. From 2014–2015, he served as director of player personnel for the Buccaneers and oversaw both college and pro departments as the team rebuilt its roster. The 2015 Buccaneers draft class made a significant impact, including four rookie starters: quarterback **Jameis Winston**, tackle **Donovan Smith**, guard **Ali Marpet** and linebacker **Kwon Alexander**.

Prior to joining Tampa Bay, Robinson spent 12 years with the New England Patriots, including his last five years (2009-13) as the director of college scouting. In the five years heading up their college scouting, the Patriots added a number of key components to their roster that won the Super Bowl in 2014, including wide receiver **Julian Edelman**, defensive back **Devin McCourty**, tight end **Rob Gronkowski**, tackle **Nate Solder** and defensive end **Chandler Jones**. He joined the Patriots as an area scout in 2002, a role he served for four seasons. Robinson then spent two years (2006-07) as a regional scout, before being promoted to assistant director of college scouting in 2008 and then director of college scouting in 2009. In his time scouting for the Patriots the team won 10 division titles, four conference titles and two Super Bowls (2003, 2004).

Robinson played three years at Southeast Missouri State as a defensive lineman after starting his college career at the Air Force Academy. Following his college career as a player, he spent one season (1998) coaching at his alma mater and three years (1999-2001) coaching at Nicholls State.

A native of Union City, Tenn., Robinson and his wife, Jaimie, have two daughters, Taylor and Bailey.

JON ROBINSON'S BACKGROUND:

2017-19: Tennessee Titans - Executive Vice President/General Manager

2016: Tennessee Titans - General Manager

2014-15: Tampa Bay Buccaneers - Director of Player Personnel

2009-13: New England Patriots - Director of College Scouting

2008: New England Patriots - Assistant Director of College Scouting

2006-07: New England Patriots - Regional Scout

2002-05: New England Patriots - Area Scout

1999-01: Nicholls State - Assistant Coach

1998: Southeast Missouri State - Assistant Coach

FOUR WINNING SEASONS

Jon Robinson constructed a roster that produced four consecutive winning seasons in Robinson's first four years on the job. The club went 9-7 in 2016, 2017, 2018 and 2019 with postseason berths following the 2017 and 2019 campaigns.

Robinson became only the second general manager in franchise history whose first four teams finished above the .500 mark, joining **Mike Holovak** (1989-92).

Most winning seasons in a general manager's first four seasons, franchise history:

New GM	1st 4 Seasons (or fewer)	Seasons Over .500	4-Year Total			
			W	L	T	Pct
Mike Holovak	1989-92	4	39	25	0	.609
Jon Robinson	2016-19	4	36	28	0	.563
Bum Phillips	1975-78	3	33	25	0	.569
Don Suman	1961-62 (2)	2	21	6	1	.768
Mike Reinfeldt	2007-10	2	37	27	0	.578
Don Klosterman	1966-69	1	25	28	3	.473
Frank "Pop" Ivy	1963 (1)	0	6	8	0	.429
Floyd Reese	1994-97	0	25	39	0	.390
Sid Gillman	1973-74 (2)	0	8	20	0	.286
Carroll Martin	1964-65 (2)	0	8	20	0	.286
Ruston Webster	2012-15	0	18	46	0	.281
Ladd Herzeg	1981-84	0	13	44	0	.228
John Breen	1971-72 (2)	0	5	22	1	.196

ROBINSON TO THE PLAYOFFS IN YEAR 2

In January 2016, Titans controlling owner **Amy Adams Strunk** hired general manager **Jon Robinson**, who helped turn the Titans into a playoff team by his second season.

Robinson became the fifth general manager in franchise history to have the team in the playoffs within his first two full seasons.

Titans/Oilers general managers in the playoffs within their first two full seasons:

Head Coach	First Full Season as General Manager	Postseason Berths in First Two Seasons
Jon Robinson	2016	2017 (Year 2)
Mike Reinfeldt	2007	2007, 2008 (Years 1 & 2)
Mike Holovak	1989	1989, 1990 (Years 1 & 2)
Don Klosterman	1966	1967 (Year 2)
Don Suman	1961	1961, 1962 (Years 1 & 2)

FIRST-YEAR GENERAL MANAGERS

Jon Robinson was the 13th general manager hired in franchise history. In his first season, he helped lead the Titans to a 9-7 record after inheriting a 3-13 squad from 2015. No new general manager for the club had ever before seen a win increase of more than three games in his first season.

Robinson's nine wins were one shy of the previous record for a first-year general manager, a mark shared by **Mike Reinfeldt** (10-6 in 2007) and **Don Suman** (10-3-1 in 1961).

History of Titans/Oilers new general managers and improvement in first season:

New GM	1st Season	W-L in 1st Season	Team W-L Prev. Season	Win Improvement
Jon Robinson	2016	9-7	3-13	6
Ruston Webster	2012	6-10	9-7	-3
Mike Reinfeldt	2007	10-6	8-8	2
Floyd Reese	1994	2-14	12-4	-10
Mike Holovak	1989	9-7	10-6	-1
Ladd Herzeg	1981	7-9	11-5	-4
Bum Phillips	1975	10-4	7-7	3
Sid Gillman	1973	1-13	1-13	0
John Breen	1971	4-9-1	3-10-1	1
Don Klosterman	1966	3-11	4-10	-1
Carroll Martin	1964	4-10	6-8	-2
Frank "Pop" Ivy	1963	6-8	11-3	-5
Don Suman	1961	10-3-1	10-4	0

Among the four new NFL general managers hired in 2016, Robinson led the group by leading the Titans to six more wins than the previous season.

New NFL general managers in 2016:

New GM	Team	2016 W-L	Team's 2015 W-L	Win Improvement
Jon Robinson	Tennessee Titans	9-7	3-13	6
Chris Grier	Miami Dolphins	10-6	6-10	4
Bob Quinn	Detroit Lions	9-7	7-9	2
Paul DePodesta*	Cleveland Browns	1-15	3-13	-2

* Chief Strategy Officer



FREE AGENCY UNDER ROBINSON

2019

Free Agents Signed	Former Team
WR Adam Humphries	Tampa Bay
G Rodger Saffold	L.A. Rams
DL Brent Urban	Baltimore
OLB Cameron Wake	Miami

Free Agents Lost	New Team
TE Luke Stocker	Atlanta
G Quinton Spain	Buffalo

2018

Free Agents Signed	Former Team
CB Malcolm Butler	New England
WR Michael Campanaro	Baltimore
LB Will Compton	Washington
QB Blaine Gabbert	Arizona
RB Dion Lewis	New England
S Kendrick Lewis	Baltimore
DL Bennie Logan	Kansas City
G Kevin Pamphile	Tampa Bay
OL Xavier Su'a-Filo	Houston
S Kenny Vaccaro	New Orleans
WR Nick Williams	Atlanta

Free Agents Lost	New Team
DB Curtis Riley	N.Y. Giants
QB Brandon Weeden	Houston
LB Avery Williamson	N.Y. Jets
G/C Brian Schwenke	New England
WR Eric Decker	New England

2017

Free Agents Signed	Former Team
LB Daren Bates	Oakland
S Johnathan Cyprien	Jacksonville
WR Eric Decker	N.Y. Jets
CB Demontre Hurst	Chicago
OL Tim Lelito	New Orleans
CB Logan Ryan	New England
S Brynden Trawick	Oakland
OLB Erik Walden	Indianapolis
KR/WR Eric Weems	Atlanta
NT Sylvester Williams	Denver

Free Agents Lost	New Team
T/G Byron Bell	Dallas
CB Valentino Blake	N.Y. Giants
TE Anthony Fasano	Miami
C/G Brian Schwenke	Indianapolis (later re-signed in Tennessee)
LB Sean Spence	Indianapolis
G Chance Warmack	Philadelphia
WR Kendall Wright	Chicago

2016

Free Agents Signed	Former Team
CB Brice McCain	Miami
C Ben Jones	Houston
QB Matt Cassel	Dallas
WR Rishard Matthews	Miami
LB Sean Spence	Pittsburgh
CB Valentino Blake	Pittsburgh
S Rashad Johnson	Arizona

Free Agents Lost	New Team
LB Zach Brown	Buffalo
LB Steven Johnson	Pittsburgh
OL Joe Looney	Dallas
CB Coty Sensabaugh	Los Angeles

JON ROBINSON'S DRAFT CLASSES

Bold = currently on the Titans roster, practice squad or reserve lists

2019

Rd.	Pick	Player	Pos.	College
1	19	Jeffery Simmons	DL	Mississippi State
2	51	A.J. Brown	WR	Mississippi
3	82	Nate Davis	OL	Charlotte
4a	116	Amani Hooker	DB	Iowa
5b	168	D'Andre Walker	OLB	Georgia
6a	188	David Long	LB	West Virginia

2018

Rd.	Pick	Player	Pos.	College
1	22	Rashaan Evans	LB	Alabama
2	41	Harold Landry III	OLB	Boston College
5	152	Dane Cruikshank	DB	Arizona
6	199	Luke Falk	QB	Washington State

2017

Rd.	Pick	Player	Pos.	College
1	5	Corey Davis	WR	Western Michigan
1	18	Adoree' Jackson	CB	Southern California
3	72	Taywan Taylor	WR	Western Kentucky
3	100	Jonnu Smith	TE	Florida International
5	155	Jayon Brown	LB	UCLA
6	217	Corey Levin	OL	Chattanooga
7	227	Josh Carraway	OLB	Texas Christian
7	236	Brad Seaton	T	Villanova
7	241	Khalfani Muhammad	RB	California

2016

Rd.	Pick	Player	Pos.	College
1	8	Jack Conklin	T	Michigan State
2	33	Kevin Dodd	OLB	Clemson
2	43	Austin Johnson	DL	Penn State
2	45	Derrick Henry	RB	Alabama
3	64	Kevin Byard	S	Middle Tennessee St.
5	140	Tajae Sharpe	WR	Massachusetts
5	157	LeShaun Sims	CB	Southern Utah
6	193	Sebastian Tretola	G	Arkansas
7	222	Aaron Wallace	OLB	UCLA
7	253	Kalan Reed	CB	Southern Mississippi



The 2019 Titans draft class (L to R): (front row) A.J. Brown, David Long Jr., Amani Hooker; (back row) D'Andre Walker, Nate Davis, Jeffery Simmons

2019 TITANS DRAFT REVIEW

DL JEFFERY SIMMONS | 6-4, 305, Mississippi State
1st round, 19th overall



College: During a three-year career as a defensive tackle at Mississippi State (2016-18), Simmons appeared in 38 contests with 28 starts. He finished his career ranked sixth in school history with 32.5 tackles for loss. He also tied for sixth in MSU annals with five forced fumbles and tied for fourth with three blocked kicks. His totals also included 163 tackles, seven sacks, seven passes defended and two defensive touchdowns. He was one of two players in the nation to be named a Bednarik Award Semifinalist in both 2017 and 2018.

WR A.J. BROWN | 6-1, 226, Mississippi
2nd round, 51st overall

College: In three seasons at Ole Miss (2016-18), Brown appeared in 36 games and made 25 starts. Brown set the standard in the Ole Miss record book, becoming the program's all-time leading receiver with 2,984 yards. He ranked third in school history with 189 receptions and fifth all-time with 19 touchdowns. Brown averaged 15.8 yards per catch, and he tallied the most 100-yard receiving games in Ole Miss history with 12. He became the third player in school history to top 1,000 yards in a single season, and the only receiver in Ole Miss history to tally 60 or more receptions in back-to-back seasons.

OL NATE DAVIS | 6-3, 316, Charlotte
3rd round, 82nd overall

College: In four seasons at Charlotte (2015-18), Davis appeared in 41 career games with 37 starts. A four-year starter on the offensive line, Davis started at guard from 2015-17 before switching to right tackle for his senior season in 2018. As a senior, Davis earned First Team All-Conference USA recognition by Phil Steele and Second Team All-Conference USA recognition by the league's coaches.

DB AMANI HOOKER | 5-11, 210, Iowa
4th round, 116th overall

College: During a three-year career at Iowa (2016-18), Hooker played in 36 games with 19 starts and totaled 125 tackles, six interceptions, a sack, 3.5 tackles for loss and nine passes defended. As a junior, he was named the Big Ten's Tatum-Woodson Defensive Back of the Year, selected second-team All-America by The Associated Press and USA Today and earned All-Big Ten recognition by league coaches and media. In 2018, he started all 13 games and shared the team lead with four interceptions and seven pass break-ups.

OLB D'ANDRE WALKER | 6-2, 251, Georgia
5th round, 168th overall

College: During a four-year career at Georgia (2015-18), Walker appeared in 54 games (13 starts) and totaled 113 tackles, 13.5 sacks, 27.5 tackles for loss, four passes defended, five forced fumbles, one fumble recoveries and two blocked punts. As a senior, he started all 13 games in which he played and established career highs with 45 tackles, a team-best 7.5 sacks, a team-high 14 quarterback pressures, three passes defended, four forced fumbles and one fumble recovery. He also led the Bulldogs with 11 tackles for loss.

LB DAVID LONG JR. | 5-11, 227, West Virginia
6th round, 188th overall

College: During a three-year career at West Virginia (2016-18), Long played in 34 games with 31 starts and totaled 252 tackles, 14 sacks and 40 career tackles for loss, which tied for third place on West Virginia's all-time list. In 2018, he started all 12 games at Will linebacker and was named Big 12 Defensive Player of the Year by the coaches and Associated Press. He garnered second-team All-America honors and first-team All-Big 12 accolades from the Associated Press. He led the team with 111 tackles, eight sacks and 19 tackles for loss, the latter of which tied for the single-season program record.

TRADES BY JON ROBINSON

2019 TRADES

Trade Date/Teams	Compensation	Overall	Player Selected	Note
1. March 15, 2019				
Tennessee Receives:	Player: QB Ryan Tannehill			
	Draft Choice: Round 6, 2019	#188	LB David Long	
Miami Receives:	Draft Choice: Round 7, 2019	#233	RB Chandler Cox	
	Draft Choice: Round 4, 2020			
2. April 27, 2019 (Draft Day Trade)				
Tennessee Receives:	Draft Choice: Round 4, 2019	#116	DB Amani Hooker	Pick originally from Miami through New Orleans
	Draft Choice: Round 5, 2019	#168	OLB D'Andre Walker	Pick originally from New Orleans
N.Y. Jets Receive:	Draft Choice: Round 4, 2019	#121	TE Trevon Wesco	
	Draft Choice: Round 5, 2019	#157	LB Blake Cashman	
3. August 29, 2019				
Tennessee Receives:	Player: OLB Reggie Gilbert			
Green Bay Receives:	Draft Choice: Round 7, 2020			Conditional draft choice
4. August 31, 2019				
Tennessee Receives:	Draft Choice: Round 7, 2020			
Cleveland Receives:	Player: WR Taywan Taylor			

2018 TRADES

Trade Date/Teams	Compensation	Overall	Player Selected	Note
1. April 26, 2018 (Draft Day Trade)				
Tennessee Receives:	Draft Choice: Round 1, 2018	#22	LB Rashaan Evans	Pick originally from Kansas City through Buffalo
	Draft Choice: Round 6, 2018	#215	C Bradley Bozeman	Pick traded back to Baltimore
Baltimore Receives:	Draft Choice: Round 1, 2018	#25	TE Hayden Hurst	
	Draft Choice: Round 4, 2018	#125	DB Avonte Maddox	Pick traded to Philadelphia
2. April 27, 2018 (Draft Day Trade)				
Tennessee Receives:	Draft Choice: Round 2, 2018	#41	OLB Harold Landry III	
Oakland Receives:	Draft Choice: Round 2, 2018	#57	DT P.J. Hall	
	Draft Choice: Round 3, 2018	#89	T Joseph Noteboom	Pick traded to L.A. Rams

TRADES BY JON ROBINSON

3. April 28, 2018 (Draft Day Trade)

Tennessee Receives:	Draft Choice:	Round 5, 2018	#152	DB Dane Cruikshank	
Baltimore Receives:	Draft Choice:	Round 5, 2018	#162	WR Jordan Lasley	
	Draft Choice:	Round 6, 2018	#215	C Bradley Bozeman	Pick originally from Baltimore

4. August 28, 2018

Tennessee Receives:	Player:			LB Kamalei Correa	
Baltimore Receives:	Draft Choice:	Round 6, 2019		DB Marcus Epps	Pick traded to Minnesota

2017 TRADES

Trade Date/Teams	Compensation		Overall	Player Selected	Note
1. April 28, 2017 (Draft Day Trade)					
Tennessee Receives:	Draft Choice:	Round 3, 2017	#72	WR Taywan Taylor	Pick originally from Carolina
	Draft Choice:	Round 6, 2017	#200	T Adam Bisnowaty	Pick traded to N.Y. Giants; originally from Indianapolis
New England Receives:	Draft Choice:	Round 3, 2017	#83	DE Derek Rivers	
	Draft Choice:	Round 4, 2017	#124	LB Jalen Reeves-Maybin	Pick traded to Detroit
2. April 29, 2017 (Draft Day Trade)					
Tennessee Receives:	Draft Choice:	Round 5, 2017	#155	LB Jayon Brown	
Philadelphia Receives:	Draft Choice:	Round 5, 2017	#164	G Isaac Asiata	Pick traded to Miami
	Draft Choice:	Round 6, 2017	#214	DT Elijah Qualls	Pick originally from Atlanta
3. April 29, 2017 (Draft Day Trade)					
Tennessee Receives:	Draft Choice:	Round 6, 2017	#207	DB Brandon Wilson	Pick traded to Cincinnati
	Draft Choice:	Round 7, 2017	#241	RB Khalfani Muhammad	
N.Y. Giants Receive:	Draft Choice:	Round 6, 2017	#200	T Adam Bisnowaty	Pick originally from Indianapolis through New England
4. April 29, 2017 (Draft Day Trade)					
Tennessee Receives:	Draft Choice:	Round 6, 2017	#217	OL Corey Levin	Compensatory pick
	Draft Choice:	Round 7, 2017	#227	OLB Josh Carraway	
Cincinnati Receives:	Draft Choice:	Round 6, 2017	#207	DB Brandon Wilson	Pick originally from N.Y. Giants
5. Sept. 1, 2017					
Tennessee Receives:	Player:	DE David King			
Kansas City Receives:	Draft Choice:	Round 7, 2018	#243	DB Keion Crossen	Conditional draft choice; traded to New England

2016 TRADES

Trade Date/Teams	Compensation		Overall	Player Selected	Note
1. March 9, 2016					
Tennessee Receives:	Player:	RB DeMarco Murray			
	Draft Choice:	Round 4, 2016	#113	LB Nick Kwiatkoski	Pick traded from Tennessee to Los Angeles to Chicago
Philadelphia Receives:	Draft Choice:	Round 4, 2016	#100	QB Connor Cook	Pick traded from Philadelphia to Cleveland to Oakland
2. April 14, 2016					
Tennessee Receives:	Draft Choice:	Round 1, 2016	#15	WR Corey Coleman	Pick traded from Tennessee to Cleveland
	Draft Choice:	Round 2, 2016	#43	DL Austin Johnson	Pick originally from Philadelphia
	Draft Choice:	Round 2, 2016	#45	RB Derrick Henry	
	Draft Choice:	Round 3, 2016	#76	T Shon Coleman	Pick traded from Tennessee to Cleveland
	Draft Choice:	Round 1, 2017	#5	WR Corey Davis	
	Draft Choice:	Round 3, 2017	#100	TE Jonnu Smith	Compensatory pick
Los Angeles Receives:	Draft Choice:	Round 1, 2016	#1	QB Jared Goff	
	Draft Choice:	Round 4, 2016	#113	LB Nick Kwiatkoski	Pick originally from Philadelphia; traded from Los Angeles to Chicago
	Draft Choice:	Round 6, 2016	#177	TE Temarrick Hemingway	
3. April 28, 2016 (Draft Day Trade)					
Tennessee Receives:	Draft Choice:	Round 1, 2016	#8	T Jack Conklin	Pick originally from Miami through Philadelphia
	Draft Choice:	Round 6, 2016	#176	RB Andy Janovich	Pick traded from Tennessee to Denver
Cleveland Receives:	Draft Choice:	Round 1, 2016	#15	WR Corey Coleman	Pick originally from Los Angeles
	Draft Choice:	Round 3, 2016	#76	T Shon Coleman	Pick originally from Los Angeles
	Draft Choice:	Round 2, 2017	#52	QB DeShone Kizer	
4. April 30, 2016 (Draft Day Trade)					
Tennessee Receives:	Draft Choice:	Round 5, 2016	#157	CB LeShaun Sims	Pick originally from N.Y. Jets
	Draft Choice:	Round 7, 2016	#253	CB Kalan Reed	
Denver Receives:	Draft Choice:	Round 6, 2016	#176	RB Andy Janovich	Pick originally from Cleveland
	Draft Choice:	Round 6, 2017	#203	RB De'Angelo Henderson	
5. Aug. 16, 2016					
Tennessee Receives:	Player:	G/T Dennis Kelly			
Philadelphia Receives:	Player:	WR Dorial Green-Beckham			

TITANS ROSTER BREAKDOWN

On the Titans' 53-man roster (as of Dec. 29), there are 24 offensive players, 26 defensive players and three specialists. Seventeen of the 53 players were added to the roster since the end of the 2018 campaign.

The following is a closer breakdown of the 53-man roster (as of Dec. 29, 2019):

By Draft Round:

First Round	9
Second Round	6
Third Round	6
Fourth Round	4
Fifth Round	9
Sixth Round	2
Seventh Round	1
Undrafted	16

Years in NFL (including 2019):

12th	2
11th	0
10th	2
9th	1
8th	5
7th	3
6th	3
5th	2
4th	9
3rd	5
2nd	10
1st	3
Rookie	8

By Age (as of the first regular season game, Sept. 8, 2019):

20-24	16
25-28	25
29-32	8
33+	4

By Position:

LB	9
OL	8
CB	5
DL	7
WR	8
S	5
TE	3
RB/FB	3
Specialists	3
QB	2

Drafted by the Titans: 22

New players in 2019: 17

Oldest player: P Brett Kern (2/17/86)

Youngest player: DB Amani Hooker (6/14/98)

Tallest player: OL Dennis Kelly (6-8)

Shortest player: WR Kalif Raymond and RB Dion Lewis (5-8)

Most seasons with the Titans (including 2019): P Brett Kern (11)

Most NFL seasons (including 2019): Wesley Woodyard, Brett Kern (12)

States that produced the most current Titans (high school location):

Florida - 5 (Derrick Henry, Joey Ivie, Greg Joseph, Jonnu Smith, Kevin Pamphile)

California - 5 (Jayon Brown, Jurrell Casey, Dane Cruikshank, Matt Dickerson, Jamil Douglas)

Georgia, Mississippi, New Jersey, Texas (tie) - 4

Universities that produced the most current Titans:

Alabama, Arizona, Penn State, Purdue, Southern California, UCLA (tie) - 2

KEY NUMBERS

2

Playoff appearances by the Titans in the last three seasons.

4

Consecutive winning seasons by the Titans, including their 9-7 record in 2019.

6.94

Yards per offensive play by the Titans from Week 7 through Week 17. They led the NFL in that time period.

7

Victories by the Titans in their last 10 games after beginning the season 2-4.

7

Games by the Titans in 2019 with at least four touchdowns. That is the franchise's highest total of four-touchdown games since it had seven such performances in 1988.

9.0

Sacks in 2019 by **Harold Landry III**, who led the team and tied for 10th place in the AFC.

17

Interceptions since the beginning of the 2017 season by fourth-year safety **Kevin Byard**, who owns the highest total in the NFL in that time period.

20

Victories by the Titans in their last 28 home games. Their .714 home winning percentage in that time period ranks fifth in the NFL.

20.2

Receiving average in 2019 by wide receiver **A.J. Brown**, who ranked second in the NFL (**Mike Williams**, L.A. Chargers) and tied for the sixth-best figure in franchise history.

51.0

Career sacks by defensive tackle **Jurrell Casey**, who became the seventh player in franchise history to reach 50.0 career sacks in Week 16.

75.6

Percent of drives in the red zone that have ended in touchdowns for the Titans in 2019 (34 of 45). They led the NFL in red zone touchdown efficiency.

117.5

Passer rating by **Ryan Tannehill** in 2019. He led the NFL, joining Steve McNair (100.4 in 2003) as the only franchise quarterbacks to lead the NFL in passing since the current passer rating system was implemented in 1973.

406.2

Total net yards per game by the Titans from Week 7-17. They ranked third in the NFL in that time period behind only the Dallas Cowboys (424.1) and Tampa Bay Buccaneers (416.0).

1,051

Receiving yards in 2019 by **A.J. Brown**, who led all NFL rookies and ranked 10th overall in the AFC.

1,540

Rushing yards by **Derrick Henry** in 2019. He led the NFL and produced the fourth-best rushing yardage total in franchise history.

HEAD COACH MIKE VRABEL

[Click For Complete Online Bio](#)

[Watch "The Mike Vrabel Show"](#)

[Watch Mike Vrabel's latest press conference](#)

[Podcast: The OTP visits with Mike Vrabel](#)

[Video: Introducing Mike Vrabel's Second and Seven Foundation](#)

[Video: Igniting the Fire - Who is Mike Vrabel?](#)



Mike Vrabel was named head coach of the Titans on Jan. 20, 2018. He became the 19th head coach in franchise history.

In his first season as head coach, Vrabel directed the Titans to a 9-7 record. His nine wins tied for the fourth-highest total in franchise history by a first-year head coach.

With only 82 penalties enforced against the Titans in 2018, Vrabel's team led the NFL and set a franchise record (16-game season) for fewest penalties in a season. The 2018 Titans also placed third in points allowed (18.9 per game), eighth in total defense (333.4 yards per game), sixth in passing defense (216.9), second in red zone defense (44.7 percent touch-down rate) and seventh in rushing offense (126.4) in the league rankings.

Vrabel arrived in Tennessee with 18 years of NFL experience, including four seasons as a coach and 14 seasons as a player. His distinguished playing career included three Super Bowl wins (2001, 2003 and 2004), one Pro Bowl selection (2007) and an All-Pro honor (2007). Vrabel played in 206 NFL games and totaled 57 sacks, 496 tackles, 11 interceptions, 20 forced fumbles, nine fumble recoveries and 10 touchdown receptions. Additionally, his teams advanced to the playoffs eight times (20 postseason games), with Vrabel recording eight postseason sacks and two postseason touchdown receptions.

Vrabel joined the Titans after four seasons with the Houston Texans, spending the first three seasons (2014-16) coaching linebackers and one year (2017) as the team's defensive coordinator. During his time in Houston, the Texans built one of the best defenses in the NFL and experienced tremendous success as a team – earning two division titles (2015, 2016).

Between 2014-16, the Texans defense ranked third in the NFL in yards

allowed per game (319.9) and net passing yards (218.4). Houston also ranked first in third-down defense (33.6), fourth in opponent completion percentage (59.5) and sixth in points allowed per game (19.8). The 2016 defense ranked number one in the NFL, for the first time in franchise history, in yards allowed (301.3).

In 2017, his first year as a defensive coordinator, the Texans finished the campaign with 19 players on injured reserve. Despite the injuries, Vrabel led the defense to the fifth-best third-down percentage in the NFL and a franchise-record 3.97 yards per carry by opponents. Houston also had 18 different players record at least half a sack last year and 26 players tally at least one tackle for loss.

Vrabel spent his career playing and coaching with accomplished leaders, including **Bill Belichick**, **Bill Cowher**, **Romeo Crennel**, **Urban Meyer**, **Bill O'Brien** and **Todd Haley**.

As the Texans linebackers coach from 2014-16, Vrabel developed several players into top-notch performers, including **Jadaveon Clowney** (Pro Bowl, 2016), **Whitney Mercilus**, **Benardrick McKinney** (second-team All-Pro, 2016) and **Brian Cushing**. The 2015 Texans defense had the top third-down defense in the NFL (28.5 percent), which was the lowest percentage in franchise history and the lowest by any NFL team since the 2003 Titans (27.7 percent). The 2015 defense also set a franchise mark for sacks in a season with 45 – 22.5 coming from Vrabel's linebacking corps.

Prior to joining the NFL coaching ranks, Vrabel transitioned immediately from an NFL player to college coach. He started as the linebacker coach at Ohio State in 2011 and coached the defensive line from 2012–2013. The 2012 Buckeyes finished the season undefeated at 12-0. He also was named Big Ten Recruiter of the Year by ESPN.com in 2012.

Vrabel was selected by the Pittsburgh Steelers in the third round (91st overall) of the 1997 NFL Draft, after his playing career at Ohio State, where he earned All-America honors and Big Ten Conference Defensive Lineman of the Year in both 1995 and 1996.

A native of Akron, Ohio, Vrabel attended Walsh Jesuit High School. He and his wife, Jennifer, have two sons: Tyler and Carter.

TITANS 2019 COACHING STAFF

Mike Vrabel	Head Coach
Dean Pees	Defensive Coordinator
Arthur Smith	Offensive Coordinator
Craig Aukerman	Special Teams
Brian Bell	Strength & Conditioning Asst.
Scott Booker	Defensive Assistant
Shane Bowen	Outside Linebackers
Keith Carter	Offensive Line
Kerry Coombs	Secondary
Ryan Crow	Defensive Assistant
Tony Dews	Running Backs
Todd Downing	Tight Ends
Matt Edwards	Assistant Special Teams
Mondray Gee	Strength & Conditioning Asst.
Chandler Henley	Quality Control
Tyrone McKenzie	Inside Linebackers
Rob Moore	Wide Receivers
Pat O'Hara	Quarterbacks
Matt Pees	Quality Control
Frank Piraino	Strength & Conditioning
Luke Steckel	Offensive Assistant
John Streicher	Assistant to Head Coach
Mike Sullivan	Assistant Offensive Line
Terrell Williams	Defensive Line



MIKE VRABEL AT A GLANCE

- **Regular season record:** 18-14
- **Postseason record:** 0-0
- **Overall record:** 18-14
- **Regular season home record:** 10-6
- **Regular season road record:** 8-8
- **vs. Patriots:** 1-0
- **At home vs. Patriots:** 1-0
- **On the road vs. Patriots:** 0-0
- **vs. Bill Belichick:** 1-0
- **Year as Titans head coach:** 2
- **Year as NFL head coach:** 2

Mike Vrabel's Career Coaching Ledger:

Years	Team	Position
2018-19	Tennessee Titans	Head Coach
2017	Houston Texans	Defensive Coordinator
2014-16	Houston Texans	Linebackers Coach
2012-13	Ohio State University	Defensive Line Coach
2011	Ohio State University	Linebackers Coach

Mike Vrabel's Career Playing Ledger:

Years	Team	Position
2009-10	Kansas City Chiefs	Linebacker
2001-08	New England Patriots	Linebacker
1997-00	Pittsburgh Steelers	Linebacker



NINE WINS IN FIRST YEAR

The nine wins by the Titans in 2018 put **Mike Vrabel** in a select group of coaches in franchise history who have won that many games in their first full season at the helm.

Of the 19 head coaches in the organization's history, beginning in 1960, Vrabel became the eighth to reach nine wins in his first full season as head coach.

Most regular season wins by Titans/Oilers head coaches in their first full season:

Coach	Season	Wins	Losses	Ties
1. Frank "Pop" Ivy	1962	11	3	0
2. O.A. "Bum" Phillips	1975	10	4	0
Lou Rymkus	1960	10	4	0
4. Mike Vrabel	2018	9	7	0
Mike Mularkey	2016 - a	9	7	0
Mike Munchak	2011	9	7	0
Jack Pardee	1990	9	7	0
Wally Lemm	1961 - b	9	0	0
9. Jeff Fisher	1995 - c	7	9	0
Ed Biles	1981	7	9	0
Sid Gillman	1974 - d	7	7	0

Notes: Excludes the following interim seasons: a - Mularkey was named head coach for the final nine games of 2015; b - Lemm coached only the final nine games of 1961; c - Fisher was named head coach for the final six games of 1994; d - Gillman was named head coach for the final nine games of 1973.

TITANS/OILERS HEAD COACH HISTORY

COACH	YEARS	WON	LOST	TIED	PCT.
Lou Rymkus	1960-61	12	7	1	.625
Wally Lemm	1961, 1966-70	38	40	4	.487
Frank "Pop" Ivy	1962-63	17	12	0	.586
Sammy Baugh	1964	4	10	0	.285
Hugh "Bones" Taylor	1965	4	10	0	.285
Ed Hughes	1971	4	9	1	.321
Bill Peterson	1972-73	1	18	0	.052
Sid Gillman	1973-74	8	15	0	.347
O.A. "Bum" Phillips	1975-80	59	38	0	.608
Ed Biles	1981-83	8	23	0	.258
Chuck Studley	1983	2	8	0	.200
Hugh Campbell	1984-85	8	22	0	.266
Jerry Glanville	1985-89	35	35	0	.500
Jack Pardee	1990-94	44	35	0	.556
Jeff Fisher	1994-2010	147	126	0	.538
Mike Munchak	2011-13	22	26	0	.458
Ken Whisenhunt	2014-15	3	20	0	.130
Mike Mularkey	2015-17	21	22	0	.488
Mike Vrabel	2018-19	18	14	0	.563

Records include postseason



TITANS ASSISTANT COACHES

DEAN PEES DEFENSIVE COORDINATOR

[Click For Complete Online Bio](#)

- Pees joined the Titans in 2018 with 45 previous years of coaching experience, including 14 seasons in the NFL.
- In seven of his 11 seasons as a defensive coordinator in the NFL, Pees' defenses have finished in the NFL's top 10, including the 2018 Titans defense (eighth in the NFL).
- Prior to his arrival in Tennessee, Pees was with the Baltimore Ravens for eight seasons, first as linebackers coach (2010-12) and then as defensive coordinator (2012-17).
- In 2012, he helped the Ravens to a Super Bowl XLVII victory and became the eighth defensive coordinator in NFL history to reach the Super Bowl with two different teams.
- From 2004-09, Pees was with the New England Patriots as linebackers coach (2004-05) and defensive coordinator (2006-09).
- Over his four-year tenure as New England's defensive coordinator, the Patriots ranked second in the NFL in points allowed (17.3 per game).
- Pees also has 25 years of college coaching experience, including time as the head coach of Kent State (1998-2003) and as the defensive coordinator at Michigan State under head coach Nick Saban (1995-97).
- He also had stops at Notre Dame (1994), Toledo (1990-93), Navy (1987-89), Miami (Ohio) (1983-86) and Findlay (Ohio) (1979-82). He started his coaching career as a high school coach from 1973-78.
- A native of Dunkirk, Ohio, Pees graduated from Bowling Green State University.



ARTHUR SMITH OFFENSIVE COORDINATOR

[Click For Complete Online Bio](#)

- Smith was promoted to offensive coordinator on Jan. 21, 2018 after working his way up the coaching ladder under four different head coaches during his time at the Titans.
- Seven games into the 2015 campaign, Smith was promoted from offensive assistant/tight ends to tight ends coach. From that point through 2018, the Titans ranked fifth in receiving yards by tight ends (3,779), sixth in receptions by tight ends (326), and tied for fifth in receiving touchdowns by tight ends (30).
- He was hired in 2011 as a defensive assistant/quality control coach, and from 2012-2013 he served as the offensive assistant/quality control coach.
- In 2010, he worked at Ole Miss as an administrative assistant/defensive intern and worked primarily with the linebackers.
- He spent two years (2007-2008) working for the Washington Redskins. He worked two years as defensive quality control coach after joining the organization as a college scouting assistant.
- The Memphis, Tenn., native graduated from North Carolina and played offensive line before joining the coaching staff for one season (2006) as a graduate assistant.



CRAIG AUKERMAN SPECIAL TEAMS

[Click For Complete Online Bio](#)

- Aukerman was promoted to special teams coach in 2018. He joined the Titans in January 2017 as the assistant special teams coach.
- The 2018 Titans set the NFL kickoff return average record (32.0) and ranked second in fewest special teams penalties (nine). Brett Kern was named to his second consecutive Pro Bowl.
- Prior to his arrival in Tennessee, he gained 17 years of coaching experience, including 10 seasons on the college level and seven years in the NFL.
- He spent four seasons (2013-16) with the San Diego Chargers working with their special teams, first as an assistant special teams coach (2013-15) and then as the special teams coordinator (2016).
- He also spent time in the NFL on the coaching staffs with the Jacksonville Jaguars (2011-12) and Denver Broncos (2010).
- In the college ranks, he coached at Findlay (2000), Miami (Ohio) (2001-02, 2005-08), Western Kentucky (2003-04), and Kent State (2009).
- Aukerman was a two-time NAIA All-American at the University of Findlay (Ohio), where he played defensive back and wide receiver from 1995-98.



BRIAN BELL STRENGTH & CONDITIONING ASSISTANT

[Click For Complete Online Bio](#)

- Bell joined the Titans in 2018 after spending three seasons with the Houston Texans as assistant strength and conditioning coach. He was a member of back-to-back AFC South Division Championships in his first two campaigns in Houston.
- Bell was an assistant strength and conditioning coach at Penn State from 2012-13 and the head football strength and conditioning coach at his high school alma mater, DeMatha Catholic, in Hyattsville, Md., from 2011-12.
- Bell was a tight end and fullback at Kent State from 2002-06. In 2007, Bell signed with the Washington Redskins as an undrafted free agent and served on the team's practice squad.



SCOTT BOOKER DEFENSIVE ASSISTANT

[Click For Complete Online Bio](#)

- Booker joined the Titans in 2018 after spending 15 seasons in the college coaching ranks.
- He spent the 2017 season coaching safeties/special teams at Nebraska.
- Previously, Booker spent seven years (2010-16) at Notre Dame, as a tight ends/special teams coordinator (2012-16) and offensive intern (2010-11).
- He coached the secondary at Western Kentucky for one season (2009).
- Booker began his coaching career at his alma mater Kent State as a graduate assistant (2003-04) and secondary coach (2005-08).
- The Pittsburgh, Pa., native played collegiately under Defensive Coordinator Dean Pees at Kent State.



SHANE BOWEN OUTSIDE LINEBACKERS

[Click For Complete Online Bio](#)

- Bowen joined the Titans in 2018 after spending two seasons (2016-17) as a defensive assistant for the Houston Texans. He arrived with nine years of coaching experience.
- In 2018, the Titans defense ranked eighth overall (333.4 yards per game), and Bowen helped two rookies—second-round draft pick Harold Landry III and undrafted free agent Sharif Finch—combine for six sacks.
- In 2016, Bowen was part of a Texans staff that produced the NFL's number one defense (yards allowed) for the first time in franchise history. In 2017, the defense ranked fifth in third-down defense and set a franchise record for yards per carry by opponents (3.97).
- He also served at Kennesaw State as linebackers coach (2013-15), at Ohio State as a defensive graduate assistant (2012). He began his coaching career as an assistant at Georgia Tech (2009-11).
- A native of Pickerington, Ohio, Bowen was a three-year letter winner at Georgia Tech as an outside linebacker.



KEITH CARTER OFFENSIVE LINE

[Click For Complete Online Bio](#)

- Carter joined the Titans in 2018 with 13 years of prior coaching experience, including five seasons in the NFL.
- In 2018, the Titans ranked seventh in the NFL in rushing, and left tackle Taylor Lewan was named to the Pro Bowl.
- Prior to arriving in Tennessee, he spent three seasons with the Atlanta Falcons as running backs coach (2017) and assistant offensive line coach (2015-16). The 2016 Falcons offensive line protected NFL MVP Matt Ryan and paved the way for the NFL's fifth-best rushing attack while also winning the NFC Championship.
- He tallied two seasons as the offensive quality control coach for the Seattle Seahawks (2012-13).
- In the college ranks, Carter has experience as the offensive line/run game coach at San Jose State (2014), tight ends (2009) and offensive line coach (2010-11) at the University of San Diego, offensive line coach at University of the Redlands (2007-08), tight ends coach at Wagner College (2006) and as an undergraduate assistant at UCLA (2005).
- The Downingtown, Pa., native was a tight end, H-back and fullback at UCLA.



TITANS ASSISTANT COACHES

KERRY COOMBS SECONDARY

[Click For Complete Online Bio](#)

- Coombs was hired by the Titans in 2018 to coach the defensive backs. He arrived with 35 years of prior coaching experience.
- In 2018, the Titans ranked sixth in the NFL in passing defense (216.9 yards per game) and eighth in the league in opponent passer rating (88.4).
- He spent six seasons (2012-17) at Ohio State, concluding his time there with the title of assistant coordinator, defense/cornerbacks/special teams coordinator for the Buckeyes.
- In 2017, the Ohio State defense ranked ninth in the NCAA in yards allowed and in 2016, the Buckeyes ranked fourth nationally with 21 interceptions, including seven returned for touchdowns.
- He spent five seasons (2007-11) coaching the defensive backs at the University of Cincinnati.
- Additionally, Coombs has 24 years of experience in the high school ranks, including 16 seasons as the head coach at Colerain High School, where he compiled a 161-34 record.
- A native of Colerain, Ohio, Coombs played on the 1980 University of Dayton Division III National Championship team.



RYAN CROW DEFENSIVE ASSISTANT

[Click For Complete Online Bio](#)

- Crow joined the Titans in 2018 with seven previous seasons of coaching experience in the college ranks.
- Crow served as a graduate assistant at Ohio State (2017) and worked primarily with linebackers.
- Crow spent three seasons at Baldwin Wallace University as offensive coordinator/offensive line coach (2015-16) and offensive line coach (2014). He also spent three seasons at Purdue as a graduate assistant working with the offensive line (2012-13) and one season as assistant strength coach (2011).
- A native of Findlay, Ohio, Crow played linebacker at Bowling Green and earned a scholarship after initially walking on.



TONY DEWS RUNNING BACKS

[Click For Complete Online Bio](#)

- Dewes joined the Titans in 2018 with 20 previous years of coaching in the college ranks.
- In 2018, the Titans finished with the NFL's seventh-ranked rushing offense (126.4 yards per game), and Derrick Henry ranked second in the AFC with 1,059 rushing yards.
- Prior to his arrival in Tennessee, Dewes coached running backs at West Virginia in 2017.
- Dewes had stints coaching wide receivers at Arizona (2012-16), tight ends at Pittsburgh (2011), wide receivers at Michigan (2008-10), wide receivers at West Virginia (2007), linebackers at UNLV (2006), special teams (2005) and tackles/tight ends (2004) at Central Michigan, defensive line at Holy Cross (2002), offensive line at California (Pa.) and defensive line at Millersville (1998). He was a graduate assistant at West Virginia from 1999-2001.
- A native of Clifton, Va., Dewes played tight end at Liberty University, where he was the team's leading receiver in both of his final two seasons.



TODD DOWNING TIGHT ENDS

[Click For Complete Online Bio](#)

- Downing joined the Titans in 2019 with 18 years of previous NFL coaching experience.
- He spent 2018 as the tight ends coach for the Minnesota Vikings, helping Pro Bowl tight end Kyle Rudolph post the second-highest reception (64) and yardage totals (634) of his career.
- Downing spent three seasons (2015-17) with the Oakland Raiders, first as quarterbacks coach and then one season as offensive coordinator. In all three seasons with the Raiders, quarterback Derek Carr earned Pro Bowl invites.
- Downing coached the quarterbacks for one season (2014) in Buffalo and



- spent five seasons (2009-13) with the Detroit Lions. He originally joined the Lions as an offensive quality control coach and worked his way up to quarterbacks coach for the final three seasons.
- Downing began his NFL coaching career with the Minnesota Vikings (2001-05) and then the St. Louis Rams (2006-08).
- The Minneapolis, Minn., native attended the University of Minnesota.

MATT EDWARDS ASSISTANT SPECIAL TEAMS

[Click For Complete Online Bio](#)

- Edwards joined the Titans in 2018 with 15 previous years of collegiate coaching experience.
- He spent the previous four seasons (2014-17) as the defensive coordinator at Tiffin University.
- Edwards served as the defensive line/special teams coordinator at Florida Atlantic (2013), the linebackers/special teams coordinator (2012) and defensive ends coach (2011) at Miami (Ohio), and seven seasons (2004-10) at Kent State primarily coaching the defensive line. Edwards began his coaching career as linebackers coach at the College of Wooster.
- A native of Cincinnati, Ohio, Edwards played linebacker and defensive end at Miami (Ohio).



MONDRAY GEE STRENGTH & CONDITIONING ASSISTANT

[Click For Complete Online Bio](#)

- Gee (pronounced "jee") joined the Titans in 2019 after spending nine seasons with the Seattle Seahawks (2010-18), where he served as an assistant strength and conditioning coach.
- Prior to joining the Titans, Gee accrued 19 seasons in coaching, including 18 seasons in the NFL.
- The Seahawks earned playoff berths in seven of his nine seasons there, including a Super Bowl XLVII victory following the 2013 season and an NFC title the following year.
- From 2008-09, Gee was a strength and conditioning assistant with the Green Bay Packers. His stint in Green Bay followed seven seasons (2001-07) with the Detroit Lions as a strength and conditioning assistant.
- Gee also worked at Michigan State (1996-2001), first as an intern as an undergrad and then as a graduate assistant.
- He is a native of Detroit, Mich.



CHANDLER HENLEY QUALITY CONTROL

[Click For Complete Online Bio](#)

- Chandler Henley joined the Titans in 2018 after spending the previous three years coaching tight ends at Yale, his alma mater.
- The 2017 Yale squad earned its first outright Ivy League title since 1980, and Henley helped starting tight end Jaeden Graham win first-team All-Ivy League honors.
- Henley spent three total seasons at Vanderbilt University, starting as an offensive/recruiting graduate assistant (2012-13) and adding assistant quarterback coach to his responsibilities in 2014.
- A native of Littleton, Colo., Henley played wide receiver for Yale (2002-06), recording 110 receptions for 1,609 yards and 11 touchdowns during his career.



TYRONE MCKENZIE INSIDE LINEBACKERS

[Click For Complete Online Bio](#)

- McKenzie joined the Titans in 2018 after spending the 2017 season as the assistant special teams coach/defensive consultant for the Los Angeles Rams. He has five seasons of previous coaching experience.
- In 2018, inside linebacker Wesley Woodyard led the defense with 124 stops, while Jayon Brown was one of only six NFL linebackers with at least six sacks, one interception, one forced fumble and one fumble recovery during the season.
- Prior to joining the NFL coaching ranks, McKenzie spent two seasons coaching collegiately, first as an assistant defensive line/quality control coach at Stanford (2016) and as an outside linebackers/graduate assistant at Colorado (2015).



TITANS ASSISTANT COACHES

- He also has two years of high school coaching experience at Berkeley Preparatory School in Tampa, Fla.
- After being drafted by the New England Patriots in the third round (97th overall) of the 2009 NFL Draft, McKenzie spent five years as a linebacker with the Patriots (2009-10), Tampa Bay Buccaneers (2010) and Minnesota Vikings (2011-13). He was a team captain in three of his five seasons.
- A native of Tampa, Fla., McKenzie played linebacker at the University of South Florida.

ROB MOORE WIDE RECEIVERS

[Click For Complete Online Bio](#)

- Moore joined the Titans in 2018 with 16 years of NFL experience as a player and coach.
- In 2018, Moore oversaw the development of a youthful group that included Corey Davis, who led the offense in his second season with 65 receptions, 891 receiving yards and four touchdowns, seeing dramatic increases from his rookie campaign. Davis' yardage total ranked ninth among all AFC receivers.
- Moore spent three seasons (2015-17) as the wide receivers coach for the Oakland Raiders and one year (2014) with the Buffalo Bills.
- During his three years in Oakland, he worked with Amari Cooper and Michael Crabtree, who totaled 435 receptions, 5,556 receiving yards and 43 touchdowns in that time.
- During his one year in Buffalo, he worked with Sammy Watkins, who set franchise records for a rookie with 65 receptions for 982 yards.
- Moore also spent time coaching at Syracuse (2010-13), Phoenix (Ariz.) Junior College (2009) and Montclair (N.J.) High School (2002-03).
- A native of Hempstead, N.Y., Moore had a 12-year NFL career playing for the New York Jets (1990-94) and Arizona Cardinals (1995-2001).



PAT O'HARA QUARTERBACKS

[Click For Complete Online Bio](#)

- O'Hara joined the Titans in 2018 after spending three seasons (2015-17) with the Houston Texans as an offensive assistant who helped coach quarterbacks. He arrived in Tennessee with 19 previous seasons of coaching experience.
- In 2018, quarterback Marcus Mariota set a franchise record with a 68.9 completion percentage (228 of 331). He also finished with a career-best average of 7.64 yards per attempt and a career-low eight interceptions.
- O'Hara spent 10 years coaching in the Arena Football League, including stints as a head coach for the Los Angeles Avengers (2009), Tri-Cities Fever (AF2, 2009), Orlando Predators (2010-11) and New Orleans VooDoo (2012-14).
- O'Hara was an offensive coordinator for the AFL's Tampa Bay Storm for three seasons (2005, 2007-08).
- A native of Santa Monica, Calif., O'Hara was a 10th round selection for the Tampa Bay Buccaneers in the 1991 NFL Draft.



MATT PEES QUALITY CONTROL

[Click For Complete Online Bio](#)

- Pees joined the Titans in 2018 as a defensive assistant and quality control coach. He will work with the defensive line in 2019 under defensive line coach Terrell Williams.
- He joined the Titans in 2018 after serving two seasons as the head coach at Green Mountain (Colorado) High School. Pees has six total years of high school coaching experience.
- After playing at Bowling Green (Ohio) High School, Pees initially walked on at Kent State before becoming the team's video coordinator.
- He graduated from Metro State University of Denver with a degree in history and political science, and he then earned a master's degree in education from Regis University in Denver. He initially pursued a career outside of football, but Pees got back into coaching after spending 10 years in various business roles.



TITANS ASSISTANT COACHES

FRANK PIRAINO

STRENGTH & CONDITIONING

[Click For Complete Online Bio](#)

- Piraino joined the Titans in 2019 after serving as head strength and conditioning coach for football at Boston College, where he spent six total seasons (2013-18).
- Piraino joined head coach Steve Addazio at Boston College after spending two seasons (2011-12) as his head strength and conditioning coach at Temple and one year as the head strength and conditioning coach for football at Marshall (2010).
- He served on the strength and conditioning staff at the University of Florida for five years (2005-09), during a stretch when Florida won a pair of national championships (2006 and 2008) under head coach Urban Meyer.
- He also spent time at Notre Dame (2004), Michigan State (2003-04) and Walsh Jesuit (Cuyahoga Falls, Ohio) High School (2000-03), as well as an internship with the Cleveland Indians (2000-01).
- Piraino graduated from the University of Akron and later earned a master's degree from Michigan State.



LUKE STECKEL

OFFENSIVE ASSISTANT

[Click For Complete Online Bio](#)

- Steckel joined the Titans in 2013 as an assistant to the head coach and was promoted to offensive assistant the following season. He also served as assistant wide receivers coach in 2017.
- He joined the Titans after spending four seasons (2009-2012) with the Cleveland Browns as the assistant to the head coach.
- He spent three seasons as a linebacker at Princeton (2004-06), where he helped lead the Tigers to an Ivy League Championship.
- He is the son of former Titans offensive coordinator Les Steckel and attended Brentwood (Tenn.) High School.



JOHN STREICHER

ASSISTANT TO HEAD COACH

[Click For Complete Online Bio](#)

- Streicher joined the Titans in 2018 after spending the previous two years (2016-17) as Texas State's director of football operations. There he managed the day-to-day operations of the program and oversaw recruiting under Bobcats head coach Everett Withers.
- From 2014-15, Streicher served on James Madison's football staff. He was promoted to the director of football operations and player personnel in 2015 after originally joining JMU as special assistant to the head coach.
- A native of Cincinnati, Ohio, Streicher went to James Madison after spending six seasons on the football staff at Ohio State.



MIKE SULLIVAN

ASSISTANT OFFENSIVE LINE

[Click For Complete Online Bio](#)

- Sullivan is in his 17th season coaching in the NFL in 2019. His resume includes eight years as an NFL offensive line coach and five campaigns with the Titans.
- He joined the Titans in 2014 after one season as offensive line coach for the Cleveland Browns (2013).
- Sullivan spent four seasons (2009-12) as offensive line coach for the San Diego Chargers. He had two other stints with the Browns as offensive line coach (2007-08) and assistant offensive line coach (2001-04).
- He has three seasons of college experience, as offensive line coach for Western Michigan (2005-06) and as a graduate assistant for the University of Miami (Fla.) (2000).
- Sullivan began his coaching career in 1997, spending five seasons coaching in Europe.
- A native of Chicago, Ill., Sullivan played in 48 games for the Tampa Bay Buccaneers from 1992-95.



TERRELL WILLIAMS DEFENSIVE LINE

[Click For Complete Online Bio](#)

- Williams joined the Titans in 2018 with 20 previous years of coaching experience, including six seasons in the NFL.
- In 2018, defensive tackle Jurrell Casey was named to the Pro Bowl after leading the defense with seven sacks. The Titans defense ranked eighth overall (333.4 yards per game) and third in points allowed (18.9 per game).
- He spent three seasons coaching the defensive line with the Miami Dolphins (2015-17).
- During Williams' tenure with the Dolphins, Cameron Wake tallied 29 sacks, the eighth-highest total by a player, and Ndamukong Suh posted 15.5 sacks, the eighth-highest number of sacks among defensive tackles.
- Williams also spent three seasons coaching the defensive line with the Oakland Raiders (2012-14).
- Prior to joining the NFL coaching ranks, Williams spent time at Texas A&M (2010-11), Purdue (2006-09), Akron (2004-05), Youngstown State (2002-03), North Carolina A&T (1999-2001) and Fort Scott Community College (1998).
- A native of Los Angeles, Calif., Williams played collegiately at East Carolina as a nose tackle.



2020 OPPONENTS DETERMINED

The Titans know the 16 opponents they will face during the 2020 regular season.

As always, the Titans have home and road games against each of the AFC South rival Houston Texans, Indianapolis Colts and Jacksonville Jaguars.

Based upon the NFL's schedule rotation, the Titans also will face every team from the AFC North. They will host the Cleveland Browns and Pittsburgh Steelers and travel to meet the Baltimore Ravens and Cincinnati Bengals.

Additionally, the Titans will square off against the NFC North. They will have dates at Nissan Stadium against the Chicago Bears and Detroit Lions and road games versus the Green Bay Packers and Minnesota Vikings. It will be their first appearance at Minnesota's U.S. Bank Stadium.

Every team plays two intraconference games that are determined by order of finish within its division, and those matchups are set as well. The Titans finished second in the AFC South, resulting in a 2020 home matchup with the AFC East's equivalent finisher, the second-place Buffalo Bills. The Titans will go on the road to meet the AFC West's equivalent finisher from 2019, the Denver Broncos.

Preseason opponents as well as dates and times of regular season games are typically announced by the NFL in April.

For ticket inquiries, fans can visit TitansOnline.com/tickets, email ticketsales@titans.nfl.com or call (615) 565-4200.

The Titans' home and away opponents for the 2020 regular season:

2020 HOME OPPONENTS

Houston Texans
Indianapolis Colts
Jacksonville Jaguars
Cleveland Browns
Pittsburgh Steelers
Chicago Bears
Detroit Lions
Buffalo Bills*

2020 ROAD OPPONENTS

Houston Texans
Indianapolis Colts
Jacksonville Jaguars
Baltimore Ravens
Cincinnati Bengals
Green Bay Packers
Minnesota Vikings
Denver Broncos*

* Opponent based on final division standings in 2019.

NISSAN STADIUM

In 2015, the Titans and Nissan North America announced the formation of a 20-year, exclusive naming-rights partnership that rebranded Nashville's downtown stadium as Nissan Stadium.

Nissan Stadium hosts all Titans home football games, Tennessee State University football games, the Music City Bowl, the CMA Music Festival and numerous other events.

The procurement of naming rights to Nissan Stadium fit the automotive company's 'Fewer, Bigger, Better' marketing strategy, which has included ongoing sponsorships of NBC's 'The Voice,' the Heisman House college football program and a major advertising presence in this year's Super Bowl. Nissan is also now the official automotive partner of the Tennessee Titans.

Nissan's ever-growing footprint in Tennessee includes vehicle and powertrain manufacturing facilities in Smyrna and Decherd respectively, along with its North American headquarters in Franklin.

The Nissan Smyrna Plant began operations in 1983 and employs more than 8,400 people. In 2014, the Smyrna plant assembled more than 648,000 vehicles, making it the highest volume automotive assembly plant in North America. Nissan also has a major manufacturing presence in Canton, Miss., along with research and development groups in California, Arizona and Michigan. In total, the company employs more than 22,000 employees in the U.S.

One component of the Titans-Nissan partnership is assisting charitable organizations throughout Middle Tennessee in an array of community outreach programs. A centerpiece of this is the annual "Taste of Titans" charitable event, for which Nissan serves as presenting sponsor. During the course of a 20-year relationship, a total of more than \$1 million resulting from these annual events is anticipated to be distributed to local non-profit organizations.

Nissan Stadium is a city-owned venue that has housed the Titans since 1999. The naming rights agreement includes the opportunity for Nissan branding on the exterior of the stadium, as well as stadium signage and other unique displays inside the stadium. LP Building Products has held the naming rights to the stadium since 2006 and that exclusivity now shifts to Nissan.

Titans/Oilers all-time regular-season record by home venue:

Stadium	Seasons	W-L-T	Pct.
Jeppesen Stadium	1960-1964	25-11-0	.694
Rice Stadium	1965-1967	11-10-0	.524
Astrodome	1968-1996	113-103-2	.523
Liberty Bowl	1997	6-2-0	.750
Dudley Field (Vanderbilt Stadium)	1998	3-5-0	.375
Nissan Stadium	1999-2019	95-73-0	.565

NISSAN STADIUM CLEAR BAG POLICY

The Titans strongly encourage fans not to bring any type of bag to Nissan Stadium to expedite entry at the gates, but if you need to bring personal items to the game, please familiarize yourself with the NFL's clear bag policy.

To provide a safer environment for the public and speed fan entry, the Tennessee Titans enforce a league-wide NFL policy that limits the size and type of bags that may be brought in to the stadium.

Clear bags must be 12" x 12" x 6" or smaller.

Non-transparent bags can be no larger than 4.5" x 6.5," even if you are placing it inside your larger clear bag. Please Note: Non-transparent bags are still subject to inspection by security personnel at the gates.

Clear bags are available at the Titans Locker Room next to Gate 1 and online at TitansLockerRoom.com.

All styles of clear bags are acceptable as long as they are 12" x 12" x 6" or smaller. This includes clear cinch sacks, clear diaper bags, gallon ziploc bags, etc.

The clear bag policy is in effect for all Titans games, college football games, concerts and any other sporting event at Nissan Stadium.

PROHIBITED ITEMS INCLUDE, BUT ARE NOT LIMITED TO: any non-transparent bag larger than 4.5" x 6.5"; coolers or containers, including glass bottles, cans (aerosol and non-aerosol), thermos, hard plastic tumbler; metal flasks and metal cigar/cigarette cases; seat cushions, folding and/or



standalone chairs; umbrellas; strollers or baby seats; camera lenses over 6", video cameras/recording devices, tripods; poles, selfie sticks, sticks of any kind; drones, unmanned aircraft; horns, whistles or other noisemakers; weapons of any kind (including pocket knives); outside food/beverages; illegal drugs or substances, any alcoholic beverage; animals, except service animals assisting guests with disabilities; footballs, inflatable balls, balloons; battery-operated warmers are not permitted in any clothing or blankets; any headwear or apparel with hazardous attachments including, but not limited to, spikes and blades; lights (flashlights, LED lights, any battery-operated lights); anything that creates a nuisance or disruption

For the protection of our fans, prohibited items cannot be stored by Nissan Stadium personnel. All unattended items including, but not limited to, backpacks, bicycles, strollers and umbrellas will be disposed.

During concerts and other non-sporting events, additions may be made to the prohibited items list, at the discretion of the artist and/or management. All updates will be communicated via the Nissan Stadium social media channels.

For more guidelines concerning the following categories, please go to www.titansonline.com/stadium/bag-policy:

- Child care products
- Medical equipment and supplies/medical entrances
- Water and sunscreen
- Blankets and coats
- Tablets
- Banners and signs
- Storage lockers

NISSAN STADIUM RECORD WHEN ...

The Titans at Nissan Stadium (1999-present):

	Games	Record	Pct.
Regular Season	168	95-73	.565
Postseason	4	2-2	.500
Combined	172	97-75	.564

Record When ...	Reg. Season	Playoffs
September	19-15	
October	21-20	
November	22-16	
December	31-21	
January	2-1	2-2
Thursday	4-2	
Friday	0-1	
Saturday	2-1	2-1
Sunday	83-66	0-1
Monday	6-3	
Against own division	39-30	0-1
Against AFC	69-57	2-2
Against NFC	26-16	
Overtime games	6-6	1-0
In primetime	11-10	
Temperature 80+	7-6	
Temperature <40	8-10	1-0
Titans score 20 points	78-30	2-0
Titans score 30 points	33-5	1-0
Titans allow <20 points	62-13	1-1
Titans allow <10 points	13-0	
Titans net 300 yards	71-44	1-2
Opponents net <300 yards	48-10	1-2
Titans commit 0 turnovers	29-9	
Titans force 2 turnovers	62-22	

TITANS/OILERS ALL-TIME RECORD

	W	L	T
Regular Season:	440	470	6
Home	253	203	2
Road	187	267	4
As Titans (1999-present)	173	163	0
As Oilers (1960-1998)	267	307	6
Postseason:	15	20	0
Home	6	5	0
Road	9	14	0
Super Bowl (XXXIV)	0	1	0
As Titans (1999-present)	6	7	0
As Oilers (1960-1998)	9	13	0

All-time playoff appearances by the Oilers/Titans: 1960, 1961, 1962, 1967, 1969, 1978, 1979, 1980, 1987, 1988, 1989, 1990, 1991, 1992, 1993, 1999, 2000, 2002, 2003, 2007, 2008, 2017, 2019

All-time division titles by the Oilers/Titans: 1960, 1961, 1962, 1967, 1991, 1993, 2000, 2002, 2008

WINNING AT HOME

Since the midway point of the 2016 season, the Titans have been one of the NFL's most successful teams at home. In that time, the Titans have won 20 of their 28 games at Nissan Stadium.

In 2018, the Titans won six games and lost twice at Nissan Stadium. They followed that with a 4-4 home record in 2019.

Since the weekend of their 2016 home victory over the Jaguars (Oct. 27, 2016), the Titans' winning percentage in home games is one of the highest in the NFL.

Highest winning percentage in home games since Week 8 of 2016 (Oct. 27, 2016–present):

Team	Wins	Losses	Ties	Win Pct
1. New England Patriots	23	5	0	.821
2. Baltimore Ravens	23	6	0	.793
3. New Orleans Saints	22	7	0	.759
4. Kansas City Chiefs	21	8	0	.724
5. Tennessee Titans	20	8	0	.714
6. Green Bay Packers	19	8	1	.696
7. Philadelphia Eagles	20	9	0	.690
Minnesota Vikings	20	9	0	.690
Dallas Cowboys	20	9	0	.690
10. Pittsburgh Steelers	19	9	0	.679

FOUR CONSECUTIVE WINNING SEASONS

In 2019, the Titans recorded their fourth season with a winning record in four seasons since **Jon Robinson** was hired as general manager.

In the "Titans era" (1999–present), it marks the first time the team has had as many as three consecutive winning campaigns.

With 9-7 records every season from 2016 through 2019, the Titans own the fourth-longest active streak of winning seasons in the NFL through 2019. Only the New England Patriots (19), Seattle Seahawks (eight) and Kansas City Chiefs (seven) have longer streaks.

Most current consecutive winning seasons (through 2019):

Team	Total	Seasons
1. New England Patriots	19	2001–2019
2. Seattle Seahawks	8	2012–2019
3. Kansas City Chiefs	7	2013–2019
4. Tennessee Titans	4	2016–2019
5. New Orleans Saints	3	2017–2019
Baltimore Ravens	3	2017–2019
Philadelphia Eagles	3	2017–2019
Los Angeles Rams	3	2017–2019

WINNING CLOSE GAMES

The Titans have been one of the NFL's most successful teams in games decided by three points or less in the recent seasons. They were 2-2 in such games in 2019, 3-2 in 2018, 2-1 in 2017 and 4-0 in 2016.

Best NFL winning percentages from 2016-19 in games decided by three points or less (regular season):

Team	Wins	Losses	Ties	Pct
1. Oakland Raiders	12	5	0	.706
2. Tennessee Titans	11	5	0	.688
3. Houston Texans	13	6	0	.684
4. Washington Redskins	7	3	1	.682
5. Miami Dolphins	10	5	0	.667
6. Seattle Seahawks	13	7	1	.643
7. Buffalo Bills	5	3	0	.625
8. Pittsburgh Steelers	9	6	1	.594
9. New Orleans Saints	10	7	0	.588
10. Los Angeles Rams	7	5	0	.583

Titans' win-loss record in games decided by three points or less in the "Titans era" (regular season, 1999–present):

Season	Record	Season	Record	Season	Record
2019	2-2	2012	3-0	2005	1-1
2018	3-2	2011	2-1	2004	1-2
2017	2-1	2010	0-3	2003	2-1
2016	4-0	2009	3-2	2002	2-2
2015	1-4	2008	2-1	2001	3-2
2014	1-3	2007	2-2	2000	4-3
2013	1-3	2006	4-3	1999	5-1



WINNING IN THE AFC SOUTH

From 2017 through 2019, the Titans were 11-7 in games versus AFC South opponents. Their .611 winning percentage was the best in the division during that time period.

The Titans finished the 2017 regular season with a 5-1 record in the AFC South, giving them their second-best divisional record since the formation of the AFC South in 2002. In 2018 and 2019, the Titans went 3-3 within the division.

Best division winning percentage in the AFC South from 2017-2019:

Team	Wins	Losses	Ties	Win %
1. Tennessee Titans	11	7	0	.611
2. Indianapolis Colts	9	9	0	.500
Houston Texans	9	9	0	.500
4. Jacksonville Jaguars	7	11	0	.389

Best final division records for the Titans since the AFC South was formed in 2002:

Season	Wins	Losses	Win %
1. 2002	6	0	1.000
2. 2017	5	1	.833
3. 2008	4	2	.667
2003	4	2	.667
2006	4	2	.667
2007	4	2	.667
7. 2019	3	3	.500
2018	3	3	.500
2011	3	3	.500

ALLOWING 20 OR FEWER POINTS

The Titans began the 2019 season by limiting their first seven opponents to 20 or fewer points.

Since 1999, there have been only two other Titans squads that did not allow more than 20 points in any of their first four games: the 2000 team (seven games) and the 2008 team (six).

Most consecutive games at the beginning of a Titans season allowing 20 or fewer points, 1999-2019:

Season	Games
1. 2019	7
2000	7
3. 2008	6
4. 2011	4
5. 2010	3

LIMITING TURNOVERS

Through their first five games in 2019, the Titans had an NFL-best one turnover, a lost fumble at Jacksonville on Sept. 19.

The Titans became only the sixth team since the 1970 NFL-AFL merger to have only one turnover through the first five games of a season. The last team to accomplish the feat was the 2017 Kansas City Chiefs.

Teams with one turnover through the first five games of a season, 1970-present:

Team	Season	INTs	Fum Lost	Total Turnovers
Tennessee Titans	2019	0	1	1
Kansas City Chiefs	2017	0	1	1
Minnesota Vikings	2016	0	1	1
New York Jets	2010	0	1	1
Washington Redskins	2008	0	1	1
Cincinnati Bengals	1998	1	0	1

TITANS SCORING IN 2019

On Dec. 8 at Oakland, the Titans scored 42 points to mark their fourth consecutive game in which they tallied at least 30 points.

The Titans began the run on Nov. 10, hitting 35 points against the Kansas City Chiefs. They continued with 42 points against the Jacksonville Jaguars on Nov. 24, followed by a 31-point outing at Indianapolis on Dec. 1.

The Titans tied for the third-longest streak in franchise history in consecutive 30-point games. It was their longest such streak since 2003.

Most consecutive games in a season scoring 30 or more points, franchise history:

Season	Dates	Consec. Games
1. 2003	Sept. 28-Nov. 9, 2003	6
2. 1961	Nov. 19-Dec. 17, 1961	5
3. 2019	Nov. 10-Dec. 8, 2019	4
1962	Nov. 25-Dec. 15, 1962	4

The Titans have scored at least 42 points on three separate occasions this season. In addition to the Jacksonville and Oakland games, their season high remains the 43 points they scored at Cleveland in the opener on Sept. 8.

It marks the third season in franchise history and the first time since 1962 (three games) that the team scored at least 42 points three times in a season. Besides 2019 and 1962, the only other time it happened was 1961, when the Oilers had six such games.

Most total games in a season scoring 42 or more points, franchise history:

Season	Total Games
2. 1961	6
3. 2019	3
1962	3

TURNOVER MARGIN IN 2019

With 23 takeaways and 17 giveaways in 2019, the Titans were ninth in the NFL with a turnover margin of plus-six.

Best turnover margin in 2019:

Team	Takeaways	Giveaways	Margin
1. New England Patriots	36	15	21
2. New Orleans Saints	23	8	15
3. Green Bay Packers	25	13	12
Seattle Seahawks	32	20	12
5. Minnesota Vikings	31	20	11
6. Baltimore Ravens	25	15	10
7. Pittsburgh Steelers	38	30	8
Kansas City Chiefs	23	15	8
9. Tennessee Titans	23	17	6
10. Buffalo Bills	23	19	4
San Francisco 49ers	27	23	4

YARDS PER PLAY IN 2019

The 2019 Titans finished the season with 5,805 total yards on 949 total plays. Their average of 6.12 yards per play was the fourth-best in the NFL.

The Titans' 6.12 yards per play was the franchise's best finish since 1990 (6.18).

Highest average yards per play in 2019:

Team	Yards Per Play
1. Dallas Cowboys	6.46
2. Kansas City Chiefs	6.22
3. Baltimore Ravens	6.13
4. Tennessee Titans	6.12
5. San Francisco 49ers	6.02
6. New Orleans Saints	5.92
7. Los Angeles Chargers	5.90
8. Oakland Raiders	5.88
9. Tampa Bay Buccaneers	5.86
10. Minnesota Vikings	5.83

TOP RUSHING OFFENSES, 2016-2019

Since the beginning of the 2016 season, the Titans rank fourth in the NFL in rushing offense.

In 2019, the Titans finished third in the NFL and second in the AFC with 138.9 rushing yards per game.

Top rushing offenses (yards per game) from 2016–2019:

Team	Rushing Yards	Per Game
1. Baltimore Ravens	9,056	141.5
2. Buffalo Bills	8,685	135.7
3. Dallas Cowboys	8,682	135.7
4. Tennessee Titans	8,266	129.2
5. Seattle Seahawks	7,980	124.7
6. San Francisco 49ers	7,888	123.3
7. Carolina Panthers	7,871	123.0
8. Houston Texans	7,731	120.8
9. New Orleans Saints	7,575	118.4
10. New England Patriots	7,501	117.2
11. Philadelphia Eagles	7,437	116.2

2019 RUSHING OFFENSE

During the 2019 season, the Titans ranked third in the NFL in rushing offense. They totaled 2,223 rushing yards for an average of 138.9 yards per game.

The 2019 campaign marked the third time in four seasons the Titans had a top 10 rushing offense. They finished third in the league in 2016 and seventh in 2018.

Top rushing offenses (yards per game) in 2019:

Team	Rushing Yards	Per Game
1. Baltimore Ravens	3,296	206.0
2. San Francisco 49ers	2,305	144.1
3. Tennessee Titans	2,223	138.9
4. Seattle Seahawks	2,200	137.5
5. Dallas Cowboys	2,153	134.6
6. Minnesota Vikings	2,133	133.3
7. Indianapolis Colts	2,130	133.1
8. Buffalo Bills	2,054	128.4
9. Houston Texans	2,009	125.6
10. Arizona Cardinals	1,990	124.4

RED ZONE OFFENSE

The Titans emerged in 2019 as one of the NFL's most efficient teams in the red zone. They scored touchdowns on 75.6 percent of their drives inside the opponent's 20-yard line to lead the league.

Since 1991, the Titans' percentage in the red zone in 2019 was the third-best figure in the NFL and the highest since the 2013 Denver Broncos (76.1).

Top red zone offenses (touchdown percentage) in 2019:

Team	Drives	Touchdowns	TD Pct.
1. Tennessee Titans	45	34	75.6
2. Baltimore Ravens	64	43	67.2
3. Philadelphia Eagles	54	34	66.7
4. Tampa Bay Buccaneers	54	34	64.8
5. Los Angeles Rams	59	38	64.4
6. Indianapolis Colts	56	35	64.3
7. Houston Texans	53	34	64.2
8. Green Bay Packers	50	32	64.0
9. Seattle Seahawks	60	38	63.3
10. Minnesota Vikings	56	34	60.7

TITANS OFFENSE SINCE WEEK 7

From Week 7 of 2019, when the Titans defeated the Los Angeles Chargers on Oct. 20, through the end of the regular season, the Titans fielded one of the NFL's most prolific offenses. In that time period, the Titans ranked among the league's top teams in overall offense (total net yards per game), scoring offense, rushing offense and yards per play.

Total offense (net yards per game) in 2019 since Week 7:

Team	Net Yards/Game
1. Dallas Cowboys	424.1
2. Tampa Bay Buccaneers	416.0
3. Tennessee Titans	406.2
4. New Orleans Saints	391.4
5. Baltimore Ravens	381.7
6. Los Angeles Rams	377.3
7. Atlanta Falcons	372.7
8. Oakland Raiders	370.7
9. San Francisco 49ers	368.8
10. Philadelphia Eagles	367.6

Scoring offense (points per game) in 2019 since Week 7:

Team	Points/Game
1. Baltimore Ravens	34.7
2. New Orleans Saints	33.0
3. Tennessee Titans	30.4
4. San Francisco 49ers	30.2
5. Tampa Bay Buccaneers	28.5
6. Dallas Cowboys	28.1
7. Kansas City Chiefs	27.9
8. Minnesota Vikings	25.7
9. Atlanta Falcons	24.6
10. Los Angeles Rams	24.1

Yards per play in 2019 since Week 7:

Team	Yards/Play
1. Tennessee Titans	6.94
2. Dallas Cowboys	6.26
3. Baltimore Ravens	6.12
4. San Francisco 49ers	6.11
5. New Orleans Saints	6.07
6. Tampa Bay Buccaneers	6.06
7. Oakland Raiders	5.98
8. Los Angeles Chargers	5.93
9. Kansas City Chiefs	5.76
10. Los Angeles Rams	5.72

Rushing offense (yards per game) in 2019 since Week 7:

Team	Rushing Yards/Game
1. Baltimore Ravens	206.6
2. Tennessee Titans	160.6
3. Seattle Seahawks	141.7
4. Dallas Cowboys	132.0
5. Indianapolis Colts	129.1
6. San Francisco 49ers	127.8
7. Philadelphia Eagles	127.2
8. Arizona Cardinals	125.4
9. Buffalo Bills	123.3
10. Cleveland Browns	118.2

Passing offense (yards per game) in 2019 since Week 7:

Team	Rushing Yards/Game
1. Tampa Bay Buccaneers	322.8
2. Dallas Cowboys	292.1
3. Los Angeles Rams	286.4
4. Atlanta Falcons	280.7
5. New Orleans Saints	280.2
6. Los Angeles Chargers	269.8
7. Miami Dolphins	265.8
8. Oakland Raiders	259.7
9. Kansas City Chiefs	246.2
10. Tennessee Titans	245.6

TOUCHDOWNS IN 2019

The Titans placed fourth in the NFL in 2019 with 49 total touchdowns. The Titans' 2019 touchdown total ranked second all-time for the franchise behind only the 1961 club, which had 66 touchdowns.

Most touchdowns in 2019:

Team	Total Touchdowns
1. Baltimore Ravens	64
2. San Francisco 49ers	56
3. Tennessee Titans	54
Tampa Bay Buccaneers	54
5. New Orleans Saints	52
6. Kansas City Chiefs	50
7. Dallas Cowboys	49
Seattle Seahawks	49
New England Patriots	49
10. Minnesota Vikings	47

TIGHT END PRODUCTION UNDER SMITH

Former Titans tight ends coach **Arthur Smith** was promoted to offensive coordinator in January 2019.

During his final season coaching the tight ends, Smith and the team were dealt a significant challenge when starter **Delanie Walker** suffered an injury in the season opener and was placed on injured reserve for the remainder of the season.

However, during the second half of 2018 the remaining Titans tight ends—including **Jonnu Smith**, **Luke Stocker**, **Anthony Firkser** and **MyCole Pruitt**—were establishing the group as one of the league's most productive units.

From Week 9-17 in 2018, the Titans tight ends' 49 total receptions tied for the fourth-highest total in the league among tight ends. Additionally, their 607 receiving yards ranked fifth, and their six touchdown receptions tied for fourth place.

Most receptions by team tight end units in 2018 from Week 9-17:

Team	Rec	Rec Yds	Rec TD
1. Philadelphia Eagles	71	672	6
2. Kansas City Chiefs	66	764	7
3. San Francisco 49ers	55	868	4
4. Tennessee Titans	49	607	6
Oakland Raiders	49	589	7
6. Atlanta Falcons	47	424	2
New York Giants	47	642	2
8. Indianapolis Colts	46	505	9
Washington Redskins	46	504	3
Green Bay Packers	46	485	2

SCORING DEFENSE, 2018-19

The Titans defense allowed 18.9 points per game in 2018, which was the third-best average in the NFL. It was the Titans' lowest average points allowed since 2008 (14.6). The Titans surrendered 21 or fewer points in 10 of their 16 games in 2018.

Since the beginning of the 2018 campaign, the Titans have allowed the fifth-fewest points in the NFL.

Fewest points allowed per game from 2018-2019:

Team	Points Allowed/Game
1. New England Patriots	17.2
2. Baltimore Ravens	17.8
3. Chicago Bears	18.2
4. Buffalo Bills	19.8
5. Tennessee Titans	19.8
6. Minnesota Vikings	20.1
7. Dallas Cowboys	20.2
8. Pittsburgh Steelers	20.7
9. Denver Broncos	20.8
10. Los Angeles Chargers	21.1

THIRD-DOWN DEFENSE IN 2019

In 2019, the Titans defense limited opponents to 74 conversions on 204 attempts on third down. The Titans defense ranked eighth in the NFL with a 36.3 percentage on third down.

In the combined first two seasons with **Dean Pees** as defensive coordinator and **Mike Vrabel** as head coach from 2018-2019, the Titans defense ranked seventh in the NFL with a third-down percentage of 36.4 (149 of 409).

Top third-down defenses in 2019:

Opponent	Conversions	Attempts	Opp. 3rd Down Pct.
1. New England Patriots	47	195	24.1
2. San Francisco 49ers	64	192	33.3
Dallas Cowboys	67	201	33.3
4. Philadelphia Eagles	70	205	34.1
5. Tampa Bay Buccaneers	75	218	34.4
6. New Orleans Saints	73	210	34.8
7. Buffalo Bills	76	212	35.8
8. Tennessee Titans	74	204	36.3
9. Pittsburgh Steelers	76	209	36.4
Chicago Bears	76	209	36.4

TITANS DBs A THREAT ON THE BLITZ

The Titans have had the NFL's most successful defensive back group in getting to the quarterback since the beginning of 2018, when head coach **Mike Vrabel** and defensive coordinator **Dean Pees** began their tenures with the club.

The Titans defensive backs contributed nine total sacks in 2018, which was the highest total in the NFL, and followed with 5.5 sacks as a group in 2019.

The nine sacks in 2018 were the most by the team's defensive back group in the "Titans era" (1999-present), surpassing the eight sacks by the safeties and cornerbacks in 2014.

Most sacks by a defensive back group from 2018-2019:

Team	Sacks
1. Tennessee Titans	14.5
2. New York Jets	11.0
Baltimore Ravens	11.0
4. Carolina Panthers	10.5
5. Buffalo Bills	9.5
Cleveland Browns	9.5
7. Minnesota Vikings	9.0
Philadelphia Eagles	9.0
9. Dallas Cowboys	8.5
Los Angeles Chargers	8.5





TITANS QUARTERBACKS

No.	Name	Ht	Wt	Exp	College
8	Mariota, Marcus	6-4	222	5	Oregon
17	Tannehill, Ryan	6-4	217	8	Texas A&M

#8 • QB MARCUS MARIOTA

[CLICK FOR COMPLETE BIO](#)

Marcus Mariota (6-4, 222) is in his fifth NFL season in 2019. The Titans selected him with the No. 2 overall selection in the 2015 NFL Draft, and since that time, he arguably has had the best beginning to a career of any quarterback in team annals.

Mariota won 27 games as a starter from 2015 through 2018. It was the most by any quarterback in his first four seasons with the franchise since **George Blanda** joined the Oilers as a 10-year veteran in 1960 and earned 34 wins through 1963.

Mariota became the fifth quarterback in NFL history with at least 12,000 passing yards (12,004) and 1,200 rushing yards (1,270) in his first four seasons, joining **Russell Wilson**, **Cam Newton**, **Jeff Garcia** and **Blake Bortles**.

In 2018, Mariota completed 228 of 331 passes for 2,528 yards with 11 touchdowns, eight interceptions and a passer rating of 92.3. He is the only quarterback in franchise history to produce a passer rating of 90.0 or greater in three separate seasons.

Mariota's 68.9 completion percentage in 2018 shattered the previous franchise record. It was previously owned by **Cody Carlson**, who completed 65.6 percent of his passes (149 of 227) in 1992.

In 2017, Mariota led the team to the postseason and became the youngest quarterback in franchise history to win a playoff game. His statistics in the regular season included 281 completions, 3,232 yards and 13 touchdowns on 453 attempts (79.3 passer rating).

From 2015–2016, Mariota passed for 6,244 yards and 45 touchdowns, while throwing only 19 interceptions. His 93.8 passer rating during that time ranked sixth in NFL history for a player's first two NFL campaigns, trailing only **Kurt Warner** (107.9), **Dan Marino** (104.5), **Nick Foles** (101.0), **Russell Wilson** (100.6) and **Ben Roethlisberger** (98.3).

In 2016, Mariota started 15 games. He was 276-of-451 passing for 3,426 yards, 26 touchdowns and nine interceptions. His 95.6 passer rating ranks third in franchise history for a single season, behind only **Warren Moon's** 96.8 in 1990, when he was the Associated Press Offensive Player of the Year, and **Steve McNair's** 100.4 in 2003, when he was the NFL's Co-MVP. Only two quarterbacks with the franchise have had more touchdown passes in a season than Mariota in 2016: **George Blanda** (36 in 1961 and 27 in 1962) and **Moon** (33 in 1990).

During his rookie season, Mariota started 12 games, missing four total contests due to injuries. He completed 230 of his 370 passes for 2,818 yards, 19 touchdowns—all franchise rookie records—while throwing only 10 interceptions. At the time, his 91.5 passer rating ranked third in franchise history.

Mariota also set a franchise rookie record by completing 62.2 percent of his passes. That was the fifth-highest percentage by a rookie quarterback in NFL history and the eighth-highest completion percentage in a season by any quarterback in Titans/Oilers history.

On the ground in 2015, Mariota accounted for 252 yards and a pair of touchdowns on 34 carries. He finished second in franchise history in rushing yards by a rookie quarterback, trailing only Young's 2006 total of 552 rushing yards. Mariota's total included an 87-yard touchdown run against Jacksonville (Dec. 6), which was the fifth-longest rushing play in franchise history.

Mariota joined Manning (1998) as the only rookie quarterbacks in NFL history to complete three touchdown passes in four different games, and he became the lone NFL rookie to ever record two games with four touchdown passes and no interceptions (Sept. 13 at Tampa Bay and Nov. 8 at New



Orleans).

He entered the NFL following a historic career at the University of Oregon. He concluded his three seasons as the school's starting quarterback by winning the Heisman Trophy and leading his team to the College Football Playoff Championship Game.

Mariota broke nearly every major passing record at Oregon, totaling 10,796 career passing yards and 105 touchdown passes. The three-time All-Pac-12 selection started every game over his three seasons, earning a 36-5 record, and he completed at least one touchdown pass in every contest. He became one of four players in FBS history to pass for 10,000 yards and rush for 2,000 yards (2,237) in a career, joining **Dan LeFevour**, **Griffin** and **Colin Kaepernick**.

During his Heisman season in 2014, Mariota directed the Ducks to a Rose Bowl victory over Florida State. His totals for the year included 4,454 passing yards, 42 touchdown passes and only four interceptions. He also rushed for 770 yards and 15 touchdowns and even caught a touchdown pass. His 58 total touchdowns in a season (passing, rushing and receiving) shattered **Matt Barkley's** (2011) previous Pac-12 record of 41 touchdowns.

The 6-foot-4-inch, 222-pound signal caller became the fifth Heisman Trophy winner to be drafted by the Oilers/Titans, joining **Billy Cannon**, **Earl Campbell**, **Mike Rozier** and **Eddie George**. **Derrick Henry** became the sixth Heisman winner drafted by the club when he was selected in 2016.

At the 2015 NFL Scouting Combine, he finished among the top three quarterbacks in the 40-yard dash, vertical jump, broad jump, three-cone drill and 20-yard shuttle. His 4.52-second 40-yard dash gave him the fastest quarterback time at the Combine since Griffin's 4.41 in 2012.

Mariota is a native of Honolulu, Hawaii.

2019 Notes:

➤ **At Cleveland (9/8)**, completed 14 of 24 passes for 248 yards, three touchdowns and a passer rating of 133.3. It was the fifth-highest passer rating of his career (minimum 20 attempts) and the 16th best passer rating in franchise history. He recorded his ninth career game with at least three touchdown passes and his fifth career game with at least three touchdown passes and no interceptions. He tossed a 47-yard pass to wide receiver A.J. Brown in the first quarter and tied his career long with a 75-yard touchdown pass to running back Derrick Henry in the third quarter. In the fourth quarter, Mariota found tight end Delanie Walker for touchdown passes of 11 yards and seven yards.

➤ **Against Indianapolis (9/15)**, completed 19 of 28 passes for 154 yards and one touchdown without throwing an interception (93.5 passer rating). He added 32 rushing yards on five attempts. He opened the season with consecutive passer ratings of 90-plus for the first time since his rookie campaign of 2015. He threw a one-yard touchdown pass in the second quarter to offensive lineman David Quessenberry, who lined up as eligible on the play.

➤ **At Jacksonville (9/19)**, completed 23 of 40 passes for 304 yards with no interceptions and a passer rating of 81.7. It was his eighth career 300-yard passing game and his first since Nov. 26, 2018 at Houston. In the second half, he was 17-of-24 for 242 yards passing. He threw a 47-yard pass to wide receiver Tajaé Sharpe in the third quarter.

➤ **At Atlanta (9/29)**, completed 18 of 27 passes for 227 yards with three touchdowns and no interceptions, and he added three rushing attempts for 22 yards. His passer rating of 129.7 was the seventh-highest mark of his career in a game with at least 20 attempts to qualify. He notched his sixth career game with at least three touchdown passes and no interceptions. In the first quarter, he found wide receiver A.J. Brown for a 55-yard touchdown pass to give Mariota his seventh career touchdown pass of 55 yards or longer. He connected with Brown again for an 11-yard touchdown pass later in the first quarter. In the second quarter, he completed a 23-yard touchdown pass to wide receiver Corey Davis. It gave him three touchdown passes in the first half, marking the third time in his career he accomplished the feat and the first time since Nov. 13, 2016 against the Green Bay Packers.

➤ **Against Buffalo (10/6)**, completed 13 of 22 passes for 183 yards and added 13 rushing yards on five attempts. He became the NFL's only quarterback to start every game through five weeks without throwing an interception or losing a fumble. His totals included a 57-yard pass on a screen play to tight end Jonnu Smith in the third quarter, giving Mariota the seventh-longest pass of his career. He increased his franchise record to 191 consecutive passes attempted without throwing an interception.

➤ **At Denver (10/13)**, completed seven of 18 passes for 63 yards with two interceptions. His franchise-record streak of 205 consecutive passes without an interception comes to an end.

➤ **At Houston (12/29)**, completed one pass for 24 yards to A.J. Brown.



CONSECUTIVE PASSES WITHOUT AN INT

At Atlanta on Sept. 29, **Marcus Mariota** set a new franchise record for consecutive passes attempted without an interception. He eclipsed the record set by **Kerry Collins** of 161 passes without an interception in 2008.

After Mariota threw an interception against Jacksonville on Dec. 6, 2018, the next time he was intercepted was on Oct. 13, 2019. In total, he went 205 passes between interceptions.

Most consecutive passes without an interception, franchise history:

Player	Season(s)	Attempts
1. Marcus Mariota	2018–2019	205
2. Kerry Collins	2008	161
3. Jake Locker	2012–2013	159
4. Billy Joe Tolliver	1994	154

Mariota's 2019 Game-by-Game Statistics:

Passing																	Rushing				
Date/Opp	W-L	G/S	Att	Cmp	Pct	Yds	Yd/Att	TD	TD%	Int	Int%	Lg	Sack	Lost	Rate		Att	Yds	Avg	Lg	TD
9/8 at Cle	W	QB	24	14	58.3	248	10.3	3	12.5	0	0.0	75	4	32	133.3		3	24	8.0	13	0
9/15 vs. Ind	L	QB	28	19	67.9	154	5.5	1	3.6	0	0.0	25	4	35	93.5		5	32	6.4	15	0
9/19 at Jax	L	QB	40	23	57.5	304	7.6	0	0.0	0	0.0	47	9	55	81.7		6	34	5.7	12	0
9/29 at Atl	W	QB	27	18	66.7	227	8.4	3	11.1	0	0.0	55	0	0	129.7		3	22	7.3	11	0
10/6 vs. Buf	L	QB	22	13	59.1	183	8.3	0	0.0	0	0.0	57	5	33	86.0		5	13	2.6	4	0
10/13 at Den	L	QB	18	7	38.9	63	3.5	0	0.0	2	11.1	17	3	7	9.5		2	4	2.0	5	0
10/20 vs. LAC	W																				
10/27 vs. TB	W																				
11/3 at Car	L																				
11/10 vs. KC	W																				
11/24 vs. Jax	W																				
12/1 at Ind	W																				
12/8 at Oak	W																				
12/15 vs. Hou	L																				
12/22 vs. NO	L																				
12/29 at Hou	W		1	1	100.0	24	24.0	0	0.0	0	0.0	24	0	0	118.8		0	0	0.0	0	0

Mariota's Career Regular Season Statistics:

Passing																	Rushing				
Year	G	S	Att	Cmp	Pct	Yds	Yd/Att	TD	TD%	Int	Int%	Lg	Sack	Lost	Rate		Att	Yds	Avg	Lg	TD
2015	12	12	370	230	62.2	2,818	7.6	19	5.1	10	2.7	61t	38	258	91.5		34	252	7.4	87t	2
2016	15	15	451	276	61.2	3,426	7.6	26	5.8	9	2.0	60	23	156	95.6		60	349	5.8	41	2
2017	15	15	453	281	62.0	3,232	7.1	13	2.9	15	3.3	75t	27	173	79.3		60	312	5.2	34t	5
2018	14	13	331	228	68.9	2,528	7.6	11	3.3	8	2.4	61	42	243	92.3		64	357	5.6	27	2
2019	7	6	160	95	59.4	1,203	7.5	7	4.4	2	1.3	75	25	162	92.3		24	129	5.4	15	0
Totals	63	61	1,765	1,110	62.9	13,207	7.5	76	4.3	44	2.5	75	155	992	89.6		242	1,399	5.8	87	11

Mariota's Career Postseason Statistics:

Passing																	Rushing				
Year	G	S	Att	Cmp	Pct	Yds	Yd/Att	TD	TD%	Int	Int%	Lg	Sack	Lost	Rate		Att	Yds	Avg	Lg	TD
2017	2	2	68	41	60.3	459	6.8	4	5.9	1	1.5	36	10	62	93.9		12	83	6.9	17	0

Mariota's Regular Season Single-Game Highs:

Attempts - 44 (twice, last vs. Cincinnati, 11/12/17)
Completions - 30 vs. Philadelphia (9/30/18)
Passing Yards - 371 at New Orleans (11/8/15)
Touchdown Passes - 4 (Three times, last vs. Green Bay, 11/13/16)
Long Completion - 75t (Twice, last at Cleveland, 9/8/19)
Rushing Attempts - 10 (Three times, last at Dallas, 11/5/18)
Rushing Yards - 112 vs. Jacksonville (12/6/15)
Long Rush - 87t vs. Jacksonville (12/6/15)
Rushing Touchdowns - 2 at Houston (10/1/17)

Mariota's Playoff Single-Game Highs:

Attempts - 37 at New England (1/13/18)
Completions - 22 at New England (1/13/18)
Passing Yards - 254 at New England (1/13/18)
Touchdown Passes - 2 (twice, last at New England, 1/13/18)
Long Completion - 36 at New England (1/13/18)
Rushing Attempts - 8 at Kansas City (1/6/18)
Rushing Yards - 46 at Kansas City (1/6/18)
Long Rush - 17 at Kansas City (1/6/18)
Rushing Touchdowns - (none)

MARCUS MARIOTA'S STARTING RECORD WHEN ...

Record When Mariota	2015	2016	Regular Season		2019	Career	Career Playoffs
	2017	2018					
Starts at quarterback	3-9	8-7	9-6	7-6	2-4	29-32	1-1
Starts vs. division opponents	1-2	1-4	5-1	1-2	0-2	8-11	0-0
Passes for 300 or more yards	1-1	0-1	1-1	1-1	0-1	3-5	0-0
Completes 1 or more TD passes	3-4	6-5	8-2	4-2	2-1	23-14	1-1
Completes 2 or more TD passes	3-3	6-4	2-1	4-1	2-0	17-9	1-1
Completes 3 or more TD passes	3-1	3-1	0-0	0-0	2-0	8-2	0-0
Starts and passes for no INTs	2-3	5-3	4-2	4-2	2-3	17-13	0-1
Completes 70.0% of his passes	2-0	4-0	1-0	3-3	0-0	10-3	0-0
Has a passer rating of 80.0+	3-3	6-4	5-1	5-3	2-3	21-14	1-1
Has a passer rating of 90.0+	3-1	6-2	5-1	5-3	2-1	21-8	0-1
Has a passer rating of 100.0+	3-0	6-1	2-1	3-1	2-0	16-3	0-0
Sacked 0 times	1-0	3-1	2-0	0-1	1-0	7-2	0-0
Rushes for 1 or more TDs	1-1	1-1	1-3	2-0	0-0	5-5	0-0
Rushes for 2 or more TDs	0-0	0-0	0-1	0-0	0-0	0-1	0-0
Rushes and Passes for 1 TD	1-0	1-1	1-1	2-0	0-0	5-2	0-0



MARCUS MARIOTA'S GAME-WINNING DRIVES

In his NFL career, quarterback **Marcus Mariota** has led 12 game-winning drives in the fourth quarter of overtime, including the regular season and postseason. That includes five games in 2017: a 36-22 win against Indianapolis (10/16), a 12-9 victory at Cleveland (10/22), a 24-20 win against Cincinnati (11/12), a 20-16 win at Indianapolis (11/26) and a 22-21 win at Kansas City (1/6) in the playoffs. In 2018, he led a game-winning drive in a 9-6 win at Jacksonville (9/23), in a 26-23 overtime win against Philadelphia (9/30) and in a 26-22 victory against the New York Jets (12/2).

Per the Elias Sports Bureau, a game-winning drive is defined as when a quarterback's team scores on an offensive possession to put the team ahead (whether tied or from behind) for good in the fourth quarter or overtime.

Marcus Mariota's game-winning drives:

Date/Opp.	4th Qtr Deficit/Tie	Score, Start of Drive	Drive Start	Mariota's Drive Stats (Att-Cmp-Yds, TD, Rushing)	Drive Totals	Drive End	Scoring Play	Final Score
11/8/15 at NO	28-28	28-28	15:00 (OT)	6-6-62, 1 TD, 3 rushes for 18 yds	9-80-5:10	9:50	Mariota 5-yard pass to Anthony Fasano	34-28
12/6/15 vs. Jax	28-32	28-32	10:09	1-1-5, 1 TD, 2 rushes for 89 yds	3-90-1:39	8:30	Marcus Mariota 87-yard run	42-39
9/18/16 at Det	3-15	10-15	7:04	10-10-82, 1 TD, 4 rushes for 19 yds	13-83-5:51	1:13	Mariota 9-yard pass to Andre Johnson	16-15
12/18/16 at KC	7-17	16-17	1:07	4-3-40, 0 TD, 0 rushes	6-40-1:07	0:00	Ryan Succop 53-yd FG	19-17
10/16/17 vs. Ind	15-19	22-22	7:27	3-3-74, 1 TD, 0 rushes	4-75-1:58	5:29	Mariota 53-yard pass to Taywan Taylor	36-22
10/22/17 at Cle	9-9	9-9	5:57 (OT)	1-1-8, 0 TD, 5 rushes for 12 yds	7-20-4:02	2:00	Ryan Succop 47-yd FG	12-9
11/12/17 vs. Cin	17-20	17-20	5:03	10-5-53, 1 TD, 3 rushes for 15 yds	12-73-4:27	0:36	Mariota 7-yd pass to DeMarco Murray	24-20
11/26/17 at Ind	13-16	13-16	11:24	3-2-29, 1 TD, 7 rushes for 42 yds	9-77-5:25	5:59	DeMarco Murray 1-yd run	20-16
1/6/18 at KC*	10-21	16-21	11:15	7-4-40, 1 TD, 2 rushes for 19 yds	11-80-5:09	6:06	Mariota 22-yd pass to Eric Decker	22-21
9/23/18 at Jax	6-6	6-6	10:48	4-3-32, 0 TD, 0 rushes	12-65-6:42	4:06	Ryan Succop 28-yd FG	9-6
9/30/18 vs. Phi	10-17	20-23	6:19 (OT)	11-5-48, 1 TD, 2 rushes for 24 yds	16-75-6:14	0:05	Mariota 10-yd pass to Corey Davis	26-23
12/2/18 vs. NYJ	13-22	19-22	1:46	5-3-39, 1 TD, 1 rush for 27 yds	6-86-1:10	0:36	Mariota 11-yd pass to Corey Davis	26-22

* Playoff game



GAME-WINNING DRIVES FROM 2017-18

From 2017 through 2018, only two NFL quarterbacks recorded more game-winning drives than **Marcus Mariota**. Including the regular season and playoffs, he had eight such drives, tied with **Case Keenum** behind only **Dak Prescott** and **Drew Brees**.

Mariota's game-winning drives in that time period included games against Indianapolis (Oct. 16, 2017), at Cleveland (Oct. 22, 2017), against Cincinnati (Nov. 12, 2017), at Indianapolis (Nov. 26, 2017), at Kansas City (playoff game on Jan. 6, 2018), at Jacksonville (Sept. 23, 2018), against Philadelphia (Sept. 30, 2018) and against the New York Jets (Dec. 2, 2018).

Most game-winning drives by quarterbacks from 2017–2018, including playoffs:

Player	Team(s)	Game-Winning Drives
1. Dak Prescott	Dallas Cowboys	10
2. Drew Brees	New Orleans	9
3. Marcus Mariota	Tennessee Titans	8
Case Keenum	Denver/Minnesota	8
5. Andy Dalton	Cincinnati Bengals	7
Ben Roethlisberger	Pittsburgh Steelers	7
7. Tom Brady	New England Patriots	6
Nick Foles	Philadelphia Eagles	6
Jared Goff	Los Angeles Rams	6
Russell Wilson	Seattle Seahawks	6

FRANCHISE LEADING PASSERS

On Nov. 26, 2018 at Houston, **Marcus Mariota** qualified for several of the franchise's all-time passing records. During the game, Mariota reached 1,500 career passing attempts, the benchmark to qualify for NFL and team passing records in career completion percentage and career passer rating, among other categories.

When Mariota hit 1,500 attempts, he became the franchise's all-time leader in completion percentage and passer rating, moving in front of former record holder **Steve McNair** (59.5 completion percentage and 83.3 passer rating) at the top of the leaderboard.

Highest career passer rating in franchise history (minimum 1,500 attempts):

Player	Seasons	Passer Rating
1. Marcus Mariota	2015–present	89.6
2. Steve McNair	1995–2005	83.3
3. Warren Moon	1984–1993	80.4
4. George Blanda	1960–1966	62.5
5. Dan Pastorini	1971–1979	61.0

Highest career completion percentage in franchise history (minimum 1,500 attempts):

Player	Seasons	Completion Pct.
1. Marcus Mariota	2015–present	62.9
2. Steve McNair	1995–present	59.5
3. Warren Moon	1984–1993	57.9
4. Dan Pastorini	1971–1979	51.5
5. George Blanda	1960–1966	48.4

Most passing yards, franchise history:

Player	Seasons	Passing Yards
1. Warren Moon	1984–1993	33,685
2. Steve McNair	1995–2005	27,141
3. George Blanda	1960–1966	19,149
4. Dan Pastorini	1971–1979	16,864
5. Marcus Mariota	2015–present	13,207
6. Vince Young	2006–2010	8,098
7. Kerry Collins	2006–2010	6,804
8. Ken Stabler	1980–1981	5,190
9. Pete Beathard	1967–1969	5,128
10. Jake Locker	2011–2014	4,967

12,000/1,200 CLUB

In his first four NFL seasons, **Marcus Mariota** passed for 12,004 yards and rushed for an additional 1,270 yards. He became the fifth player in NFL history with at least 12,000 passing yards and 1,200 rushing yards in his first four seasons.

Jeff Garcia became the first quarterback to accomplish the feat in 2002. Since then, four more signal callers matched the feat: **Cam Newton**, **Russell Wilson**, **Blake Bortles** and Mariota.

Players in NFL history with 12,000 passing yards and 1,200 rushing yards in their first four NFL seasons (through 2018):

Player	Seasons	Team	Passing Yards	Rushing Yards
Marcus Mariota	2015–2018	Tennessee	12,004	1,200
Blake Bortles	2014–2017	Jacksonville	14,928	1,410
Russell Wilson	2012–2015	Seattle	13,974	2,430
Cam Newton	2011–2014	Carolina	14,426	2,571
Jeff Garcia	1999–2002	San Francisco	13,704	1,252

MARIOTA'S FOUR-YEAR WIN TOTAL

Marcus Mariota won 27 games as a starter from 2015 through 2018. It was the most by any quarterback in his first four seasons with the franchise since **George Blanda** joined the Oilers as a 10-year veteran in 1960 and earned 34 wins through 1963.

Mariota won three games as a rookie in 2015. He won eight games in his second season and led the team to the playoffs with nine wins in his third year. In 2018, he registered seven wins as a starter.

Most wins by a starting quarterback in his first four seasons with the Titans/Oilers, franchise history:

Quarterback	Seasons	Wins in ...				
		Year 1	Year 2	Year 3	Year 4	Total
1. George Blanda	1960-1963	8	9	11	6	34
2. Marcus Mariota	2015-2018	3	8	9	7	27
3. Vince Young	2006-2009	8	9	1	8	26
4. Steve McNair	1995-1998	2	2	8	8	20
5. Warren Moon	1984-1987	3	4	5	7	19
6. Kenny Stabler	1980-1981	11	5	-	-	16
Pete Beathard	1967-1969	7	3	6	-	16

RED ZONE PASSING

Since the time he entered the NFL in 2015, Titans quarterback **Marcus Mariota** has been one of the NFL's most efficient quarterbacks in the red zone. During that time, Mariota has completed 51 touchdown passes with only one interception inside the opponents' 20-yard line.

Highest red zone passer rating from 2015–2019 (from the opponents' 1-19 yard lines; minimum 100 attempts):

Player	Att	Cmp	Pct	Yds	TD	Int	Rate
1. Andrew Luck	191	127	66.5	813	63	2	110.4
2. Drew Brees	393	272	69.2	1,576	103	7	108.6
3. Patrick Mahomes	157	95	60.5	689	46	2	105.1
4. Marcus Mariota	201	114	56.7	800	51	1	103.4
5. Tom Brady	408	247	60.5	1,673	104	7	102.1
6. Carson Wentz	267	153	57.3	999	72	2	101.9
Jared Goff	256	151	59.0	979	68	3	101.9
8. Josh McCown	106	57	53.8	347	21	0	100.1
9. Jimmy Garoppolo	137	82	59.9	529	28	3	98.5
10. Kirk Cousins	340	196	57.6	1,305	88	6	98.3

SINGLE-SEASON COMPLETION % RECORD

In 2018, **Marcus Mariota** set a then-single-season franchise record by a large margin. He had a completion rate of 68.9 percent, completing 228 of his 331 passes on the year.

Through the franchise's first 58 seasons (1960–2017), no quarterback recorded a completion percentage above 66.0 percent. **Cody Carlson** established the previous benchmark in 1992 by completing 65.6 percent of his passes (149 of 227).

Mariota tied **Derek Carr** for fifth place in the NFL in completion percentage. Only New Orleans quarterback **Drew Brees** (74.4), Minnesota's **Kirk Cousins** (70.1), Philadelphia's **Carson Wentz** (69.6) and Atlanta's **Matt Ryan** (69.4) fared better.

Franchise's highest single-season completion percentage, 1960–2018:

Player	Season	Pass Attempts	Completions	Completion Percent
1. Marcus Mariota	2018	331	228	68.9
2. Cody Carlson	1992	227	149	65.6
3. Warren Moon	1992	346	224	64.7
4. Ken Stabler	1980	457	293	64.1
5. Chris Chandler	1995	356	225	63.2
6. Steve McNair	2000	396	248	62.6
7. Steve McNair	2003	400	250	62.5
8. Vince Young	2007	382	238	62.3
9. Marcus Mariota	2015	370	230	62.2
10. Marcus Mariota	2017	453	281	62.0

MARIOTA AT AGE 25

Marcus Mariota celebrated his 25th birthday on Oct. 30, 2018. He became only the ninth quarterback since the NFL-AFL merger in 1970 to pass for at least 10,000 yards before his 25th birthday.

The list also includes **Drew Bledsoe** (14,642 passing yards before his 25th birthday), **Jameis Winston** (14,628), **Josh Freeman** (12,963), **Peyton Manning** (12,287), **Matthew Stafford** (12,272), **Dan Marino** (11,975), **Cam Newton** (11,299) and **Blake Bortles** (11,241).

Among the nine players to accomplish the feat, Mariota led the group in completion percentage (62.2) and ranked third in passer rating (87.5) behind only Marino (96.6) and Winston (87.8).

Mariota (1,098), Newton (2,032 rushing yards) and Bortles (1,088) were the only three players with 10,000 passing yards and 1,000 rushing yards before age 25.

Players since the 1970 NFL-AFL merger with 10,000 passing yards before age 25 (through 2018):

Player	Completion Pct.	Passing Yards	Passer Rating
Drew Bledsoe	55.1	14,642	72.0
Jameis Winston	61.6	14,628	87.8
Josh Freeman	58.8	12,963	79.8
Peyton Manning	60.4	12,287	85.4
Matthew Stafford	59.8	12,272	82.3
Dan Marino	61.1	11,975	96.6
Cam Newton	59.8	11,299	86.4
Blake Bortles	58.8	11,241	79.6
Marcus Mariota	62.2	10,506	87.5

MARIOTA'S FIRST POSTSEASON

In his first career postseason, **Marcus Mariota** completed 41 of 68 passes for 459 yards with four touchdowns and one interception in two games—both on the road. He led the team to a Wild Card victory at Kansas City on Jan. 6, 2018.

His 93.9 passer rating was the franchise's fourth-best in a single postseason (minimum 20 attempts), ranking behind only **George Blanda's** 117.8 in 1960, **Warren Moon's** 106.0 in 1991 and Moon's 103.0 in 1992.

In a single postseason with the franchise, Mariota also finished sixth in completions, sixth in yards and tied for second in touchdown passes.

Highest passer rating in a postseason, franchise history (minimum 20 attempts):

Player	Postseason	Att	Cmp	Yds	TD	Int	Rating
1. George Blanda	1960	31	16	301	3	0	117.8
2. Warren Moon	1991	76	55	596	5	2	106.0
3. Warren Moon	1992	50	36	371	4	2	103.0
4. Marcus Mariota	2017	68	41	459	4	1	93.9
5. Warren Moon	1989	48	29	315	2	0	93.7
6. Warren Moon	1993	43	32	306	1	1	91.8
7. Steve McNair	2002	80	48	532	3	2	81.9
8. Warren Moon	1987	75	45	537	2	3	74.1
9. Dan Pastorini	1978	70	44	602	4	6	73.6
10. Kerry Collins	2008	42	26	281	0	1	71.6

TITANS TIDBITS: MARCUS MARIOTA

➤ In 2016, Mariota launched his Motiv8 Foundation, which serves the communities of Middle Tennessee, Eugene and Honolulu. The Motiv8 Foundation aims to create and support economic and educational programs and athletic activities to provide an alternative outlet for youth of troubled neighborhoods and backgrounds.

➤ The Motiv8 Foundation puts on two full-scale golf tournaments in Honolulu and Portland. It also has fed 5,000 homeless and workers in the homeless field on Oahu and Maui and additionally donated 1,000 pounds of dog food to two dog shelters on Oahu. The foundation will be hosting a job fair for homeless families and will be also donating a year supply of toiletries to more than 30 shelters across the state of Hawaii.

➤ Annually, Motiv8 sponsors the attendance of 1,200+ kids to a University of Hawaii game, 300+ kids to a Oregon Ducks game and more than a 100 kids to a Tennessee Titans game.

➤ Motiv8 also continues to be a major player in high school football in the state of Hawaii with is presenting sponsorship of the nationally-televised Polynesian Bowl.

➤ In 2018, the Motiv8 Foundation launched the Ardel Deppe Community Football Coach Award to recognize three Hawaii football coaches from any level of play who best exemplify Marcus' grandfather's spirit of going the extra mile and giving back to the community.

➤ He is the oldest son of Toa and Alana Mariota. His younger brother, Matthew, is a tight end at Oregon.

➤ Mariota credits much of his athletic success to playing soccer in his youth. By the time he was eight years old, he was wearing a soccer jersey with the number 8, and he has kept the jersey number ever since then.



SINGLE-GAME COMPLETION %, NFL HISTORY

On Nov. 26, 2018, **Marcus Mariota** completed 22 of 23 passes for 303 yards. His completion rate of 95.65 percent set a franchise record and was the second-highest single-game completion percentage in NFL history (minimum 20 attempts). Los Angeles Chargers quarterback **Philip Rivers** set the all-time NFL record the day before Mariota's performance at Houston, completing 96.55 percent of his passes (28 of 29) against the Arizona Cardinals on Nov. 25.

Prior to Week 12 of the 2018 campaign, the previous NFL record holder was **Kurt Warner**, who completed 92.31 percent of his passes for Arizona against Jacksonville on Sept. 20, 2009 (24 of 26).

Highest completion percentage in a game in NFL history (minimum 20 attempts to qualify; through 2018):

Player	Team	Opp	Date	Att	Cmp	Pct
1. Philip Rivers	LAC	Ari	11/25/18	29	28	96.55
2. Marcus Mariota	Ten	at Hou	11/26/18	23	22	95.65
3. Kurt Warner	Ari	Jax	9/20/09	26	24	92.31
4. Vinny Testaverde	Cle	LAR	12/26/93	23	21	91.30
5. Ken Anderson	Cin	Pit	11/10/74	22	20	90.91

Mariota broke the franchise's single-game completion-percentage record held by former Oilers signal caller **Chris Chandler**, who completed 88.5 percent of his passes (23 of 26) at Cincinnati on Sept. 24, 1995.

Highest completion percentage in a game in franchise history (minimum 20 attempts to qualify):

Player	Opp	Date	Att	Cmp	Pct
1. Marcus Mariota	at Hou	11/26/18	23	22	95.65
2. Chris Chandler	at Cin	9/24/95	26	23	88.46
3. Ken Stabler	Bal	9/21/80	21	18	85.71
4. Steve McNair	Ind	12/8/02	23	19	82.61
5. Warren Moon	Mia	10/1/89	23	19	82.61
6. Ken Stabler	at Cle	9/15/80	28	23	82.14
7. Marcus Mariota	Jax	10/27/16	22	18	81.82
8. Chris Chandler	at Cle	11/5/95	20	16	80.00

ROOKIE ACCURACY

In 2015, Titans quarterback **Marcus Mariota** posted one of the highest completion percentages in NFL history among rookie quarterbacks. His completion percentage of 62.2 was the fifth best all-time among rookies.

Mariota's completion percentage would shattered the franchise's rookie record. Until Mariota, **Vince Young's** completion percentage of 51.5 in 2006 was the best among rookie qualifiers in team annals.

Highest completion percentage among rookie quarterbacks in NFL history (through 2015; minimum 14 passes per team game, or 224 attempts per 16 games):

Quarterback	Year	Team	Comp	Att	Pct
1. Ben Roethlisberger	2004	Pittsburgh	196	295	66.4
2. Robert Griffin III	2012	Washington	258	393	65.7
3. Teddy Bridgewater	2014	Minnesota	259	402	64.4
4. Russell Wilson	2012	Seattle	252	393	64.1
5. Marcus Mariota	2015	Tennessee	227	364	62.2
6. Matt Ryan	2008	Atlanta	265	434	61.1
7. Carson Palmer	2004	Cincinnati	263	432	60.9
8. Nick Foles	2012	Philadelphia	161	265	60.8
9. Joe Flacco	2008	Baltimore	257	428	60.1
10. Sam Bradford	2010	St. Louis	354	590	60.0

FRANCHISE SINGLE-GAME PASSER RATINGS

Against the Packers on Nov. 13, 2016, **Marcus Mariota** completed 19 of 26 passes for 295 yards with four touchdowns and no interceptions. His passer rating for the game was 149.8.

Among all games in franchise history, Mariota's passer rating against the Packers ranks second (minimum 20 attempts). The only one that tops it is a perfect 158.3 by **Chris Chandler** against the Cincinnati Bengals on Sept. 24, 1995.

Mariota owns three of the franchise's four best single-game passer ratings and six of the team's 20 best performances. His 148.1 passer rating against the Jacksonville Jaguars on Oct. 27, 2016 is third on the list, while his 147.7 passer rating at the Houston Texans on Nov. 26, 2018 is fourth.

In his NFL debut at Tampa Bay on Sept. 13, 2015, Mariota had a perfect 158.3 passer rating. However, his 15 attempts fell short of the 20 attempts required to qualify in the NFL's official record books.

Top single-game passer ratings in franchise history (minimum 20 attempts):

Player	Date	Opp	Att	Cmp	Yds	TD	Int	Rate
1. Chris Chandler	09/24/95	Cin	26	23	352	4	0	158.3
2. Marcus Mariota	11/13/16	GB	26	19	295	4	0	149.8
3. Marcus Mariota	10/27/16	Jax	22	18	270	2	0	148.1
4. Marcus Mariota	11/26/18	Hou	23	22	303	2	0	147.7
5. Steve McNair	10/12/03	Hou	27	18	421	3	0	146.8
6. Warren Moon	11/18/90	Cle	32	24	322	5	0	146.1
7. Warren Moon	11/26/90	Buf	22	16	300	2	0	145.1
8. Chris Chandler	11/26/95	Den	26	18	280	3	0	143.1
9. Warren Moon	10/01/89	Mia	23	19	254	2	0	141.7
10. Ryan Tannehill	12/08/19	Oak	27	21	391	3	1	140.4
11. Warren Moon	11/15/87	Pit	22	16	239	2	0	138.3
12. Chris Chandler	09/08/96	Jac	22	14	226	3	0	137.5
13. Steve McNair	12/26/99	Jac	33	23	291	5	0	136.5
14. Marcus Mariota	11/08/15	NO	39	28	371	4	0	135.7
15. Warren Moon	11/14/93	Cin	31	23	225	4	0	133.7
16. Steve McNair	10/18/98	Cin	21	16	277	1	0	133.5
17. Ryan Tannehill	12/22/19	NO	27	17	272	3	0	133.6
18. Marcus Mariota	09/08/19	Cle	24	14	248	3	0	133.3
19. George Blanda	11/19/61	NYT	32	20	418	7	1	132.8
20. Marcus Mariota	10/16/16	Cle	24	17	284	3	1	132.6



RUSH TO THE RECORD BOOKS

On Dec. 6, 2015 against Jacksonville, **Marcus Mariota** rushed for an 87-yard touchdown against Jacksonville and finished the game with 112 rushing yards on nine attempts.

The 87-yard run was the longest run in franchise history by a quarterback and at the time was the fifth-longest run overall for the team, behind three rushes by running back **Chris Johnson** (94, 91 and 89 yards) and one rush by running back **Sid Blanks** (91).

Steve McNair previously recorded the longest run in franchise history by a quarterback with a 71-yard attempt in 1998 (Nov. 8 at Tampa Bay).

Longest rushing attempts in franchise history:

Player	Date	Opp	Rush
1. Derrick Henry	12/6/18	Jacksonville	99t
2. Chris Johnson	12/17/12	New York Jets	94t
3. Chris Johnson	9/20/09	Houston	91t
Sid Blanks	12/13/64	New York Jets	91t
5. Chris Johnson	11/1/09	Jacksonville	89t
6. Marcus Mariota (QB)	12/6/15	Jacksonville	87t
7. Chris Johnson	11/29/09	Arizona	85t
8. Chris Johnson	10/21/12	at Buffalo	83t
9. Earl Campbell	11/20/78	Miami	81t
10. Chris Johnson	11/4/12	Chicago	80t
LenDale White	10/19/08	at Kansas City	80t
Larry Moriarty	9/11/83	at L.A. Raiders	80

From 1960–2016, only two quarterbacks recorded a run longer than Mariota's 87-yarder. Oakland's **Terrelle Pryor** set the NFL quarterback record with 93-yard touchdown run for the Oakland Raiders in 2013 (Oct. 27 against Pittsburgh), and most recently San Francisco's **Colin Kaepernick** had a 90-yard touchdown run in 2014 at the San Diego Chargers (Dec. 20).

Longest rushing attempts since 1960 history among NFL quarterbacks (through 2017):

Player	Date	Date/Opp	Rush
1. Terrelle Pryor	Oak	10/27/13 vs. Pit	93
2. Colin Kaepernick	SF	12/20/14 at SD	90
3. Marcus Mariota	Ten	11/6/15 vs. Jax	87

Mariota's 112 rushing yards against the Jaguars set a new single-game record among Titans/Oilers quarterbacks, topping the record of 95 yards held by **Steve McNair** (Nov. 8, 1998 at Tampa Bay).

Most single-game rushing yards by a quarterback in franchise history:

Player	Date	Opp	Rush Yds
1. Marcus Mariota	12/6/15	Jacksonville	112
2. Steve McNair	11/8/98	at Tampa Bay	95
3. Steve McNair	12/21/97	Pittsburgh	90
4. Vince Young	12/10/06	at Houston	86
5. Steve McNair	12/13/98	at Jacksonville	81



#17 • QB RYAN TANNEHILL

CLICK FOR COMPLETE BIO



Quarterback **Ryan Tannehill** (6-4, 207) is in his eighth NFL season and his first campaign with the Titans. He was originally a first-round selection (eighth overall) by the Miami Dolphins in the 2012 NFL Draft.

Tannehill was acquired by the Titans in a trade with the Dolphins on March 15, 2019. The Titans sent a seventh-round pick in 2019 and a fourth-round selection in 2020 to Miami in exchange for Tannehill and a 2019 sixth-rounder.

Over his first seven NFL seasons, he started 88 games, threw for 20,434 yards and 123 touchdowns, and rushed for 1,210 yards and six scores. When he left Miami, he ranked second in franchise history behind **Chad Pennington** in both career completion percentage (62.8) and career passer rating (87.0). He authored 13 game-winning drives.

In 2018, while being limited by injury to 11 starts, Tannehill threw for 1,979 yards and 17 touchdowns.

During the first four seasons of his career (2012-15), Tannehill's passing yardage total—15,460 yards—was the third highest mark in NFL history, behind only **Peyton Manning** and **Dan Marino**. Tannehill's two 4,000-yard passing seasons (2015 and 2014) were the only ones recorded by a Dolphins quarterback other than Marino (six times). The Dolphins reached the playoffs in 2016, breaking an eight-year postseason drought.

A native of Big Spring, Texas, Tannehill attended Texas A&M, where he earned honorable mention All-America honors as a senior. He played both quarterback and wide receiver, passing for 5,450 yards and 42 touchdowns and adding 112 receptions for 1,596 yards and 10 scores.

2019 Notes:

➤ **At Cleveland (9/8)**, made his Titans regular season debut in the fourth quarter but did not attempt a pass.

➤ **At Denver (10/13)**, entered the contest in the second half and completed 13 of 16 passes for 144 yards with one interception (78.1 passer rating). His first pass as a member of the Titans went to wide receiver Corey Davis for five yards in the third quarter. He completed a 25-yard pass to tight end Anthony Firkser in the fourth quarter.

➤ **Against the Los Angeles Chargers (10/20)**, earned a victory in his first start as a member of the Titans and was credited with his 14th career game-winning drive. He completed 23 of 29 passes for 312 yards, two touchdowns and one interception. His 79.3 completion percentage set a career high for games with a minimum of 20 attempts, and it also qualified (minimum 20 attempts) as the 10th-best in franchise history. His 120.1 passer rating ranked 10th in his eight-year career (minimum 20 attempts). He completed an eight-yard touchdown pass to wide receiver Corey Davis in the final minute of the first half. In the fourth quarter, he completed a go-ahead touchdown pass on third-and-goal with a five-yard scoring strike to wide receiver Tajaé Sharpe. He recorded his 17th career 300-yard passing game and his first since passing for 319 yards against the Cleveland Browns as a member of the Miami Dolphins on Sept. 25, 2016.

➤ **Against Tampa Bay (10/27)**, completed 21 of 33 passes for 193 yards and three touchdowns with no interceptions. His 109.8 passer rating gave him consecutive passer ratings above 100.0 in his first two starts of the season. He authored his 24th career game with a passer rating of at least 100.0 with a record of 20-4 in such outings. He completed touchdown passes in the first quarter of five yards to tight end Jonnu Smith and six yards to wide receiver Tajaé Sharpe. In the fourth quarter, he engineered a 90-yard drive and connected with wide receiver A.J. Brown for the game-winning, eight-yard touchdown pass. Tannehill notched a game-winning drive for the second consecutive week (15th career). He also recorded his seventh career game (7-0) with at least three touchdowns and no interceptions.

➤ **At Carolina (11/3)**, completed 27 of 39 passes for 331 yards and a touchdown (82.3 passer rating) and added four rushing attempts for 38 yards, including a 10-yard touchdown. He completed a 23-yard touchdown pass on a screen play to running back Derrick Henry in the fourth quarter. He notched his 18th career 300-yard passing game and his second 300-yard game in a three-week span. His 331 passing yards were his most in a game since Sept. 11, 2016 (387 vs. Seattle) as a member of the Miami Dolphins. He picked up 25 yards on a run in the third quarter, leading to a Titans touchdown. It was his longest rushing attempt since Dec. 27, 2015 (28 vs. Indianapolis). He recorded his third career game with at least one rushing touchdown and at least one passing touchdown, as well as his first career game with at least 300 passing yards and a rushing touchdown.

Tannehill's 2019 Game-by-Game Statistics:

Date/Opp	W-L	G/S	Passing													Rushing				
			Att	Cmp	Pct	Yds	Yd/Att	TD	TD%	Int	Int%	Lg	Sack	Lost	Rate	Att	Yds	Avg	Lg	TD
9/8 at Cle	W		0	0	-	0	-	0	-	0	-	-	0	0	-	2	-2	-1.0	-1	0
9/15 vs. Ind	L																			
9/19 at Jax	L																			
9/29 at Atl	W																			
10/6 vs. Buf	L																			
10/13 at Den	L		16	13	81.3	144	9.0	0	0.0	1	6.3	25	4	35	78.1	1	6	6.0	6	0
10/20 vs. LAC	W	QB	29	23	79.3	312	10.8	2	6.9	1	3.4	38	2	17	120.1	5	7	1.4	6	0
10/27 vs. TB	W	QB	33	21	63.6	193	5.8	3	9.1	0	0.0	26	3	19	109.8	4	-3	-0.8	1	0
11/3 at Car	L	QB	39	27	69.2	331	8.5	1	2.6	2	5.1	35	4	21	82.3	4	38	9.5	25	1
11/10 vs. KC	W	QB	19	13	68.4	181	9.5	2	10.5	0	0.0	52	4	35	133.9	3	37	12.3	18	0
11/24 vs. Jax	W	QB	18	14	77.8	259	14.4	2	11.1	0	0.0	65	1	7	155.8	7	40	5.7	21	2
12/1 at Ind	W	QB	22	17	77.3	182	8.3	2	9.1	0	0.0	40	6	44	131.2	4	5	1.3	8	0
12/8 at Oak	W	QB	27	21	77.8	391	14.5	3	11.1	1	3.7	91	0	0	140.4	4	19	4.8	10	0
12/15 vs. Hou	L	QB	36	22	61.1	279	7.8	2	5.6	1	2.8	60	2	10	92.2	3	10	3.3	10	1
12/22 vs. NO	L	QB	27	17	63.0	272	10.1	3	11.1	0	0.0	41	5	24	133.6	1	8	8.0	8	0
12/29 at Hou	W	QB	20	13	65.0	198	9.9	2	10.0	0	0.0	51	0	0	130.8	5	20	4.0	19	0

Tannehill's Career Regular Season Statistics (2012-18 with Miami):

Year	G	S	Passing													Rushing				
			Att	Cmp	Pct	Yds	Yd/Att	TD	TD%	Int	Int%	Lg	Sack	Lost	Rate	Att	Yds	Avg	Lg	TD
2012	16	16	484	282	58.3	3,294	6.8	12	2.5	13	2.7	80	35	234	76.1	49	211	4.3	31	2
2013	16	16	588	355	60.4	3,913	6.7	24	4.1	17	2.9	67	58	399	81.7	40	238	6.0	48	1
2014	16	16	590	392	66.4	4,045	6.9	27	4.6	12	2.0	50	46	337	92.8	56	311	5.6	40	1
2015	16	16	586	363	61.9	4,208	7.2	24	4.1	12	2.0	54	45	420	88.7	32	141	4.4	28	1
2016	13	13	389	261	67.1	2,995	7.7	19	4.9	12	3.1	74	29	216	93.5	39	164	4.2	18	1
2017	0	0																		
2018	11	11	274	176	64.2	1,979	7.2	17	6.2	9	3.3	75	35	279	92.7	32	145	4.5	20	0
2019	12	10	286	201	70.3	2,742	9.6	22	7.7	6	2.1	91	31	212	117.5	43	185	4.3	25	4
Totals	100	98	3,197	2,030	63.5	23,176	7.2	145	4.5	81	2.5	91	279	2,097	89.8	291	1,395	4.8	48	10

Tannehill's Career Postseason Statistics:

Year	G	S	Passing													Rushing				
			Att	Cmp	Pct	Yds	Yd/Att	TD	TD%	Int	Int%	Lg	Sack	Lost	Rate	Att	Yds	Avg	Lg	TD
2019	0	0	0	0	-	0	-	0	-	0	-	-	0	0	-	0	0	-	-	0

Tannehill's Regular Season Single-Game Highs:

Attempts - 58 at N.Y. Jets (11/29/15)
Completions - 35 vs. Minnesota (12/21/14)
Passing Yards - 431 at Arizona (9/30/12)
Touchdown Passes - 4 (Twice, last vs. Houston, 10/25/15)
Long Completion - 91t at Oakland (12/8/19)
Completion Percentage - 79.3 vs. L.A. Chargers (10/20/19)
Passer Rating - 155.3 vs. Oakland (9/23/18)

Rushing Attempts - 8 (Twice, last at N.Y. Jets 9/16/18)
Rushing Yards - 56 at Pittsburgh (12/8/13)
Long Rush - 48 at Pittsburgh (12/8/13)
Rushing Touchdowns - 2 vs. Jacksonville (11/24/19)

➤ **Against Kansas City (11/10)**, completed 13 of 19 passes for 181 yards and two touchdowns with no interceptions. His 133.9 passer rating gave him his third passer rating over 100 in four games since taking over the starting quarterback role. He added three rushing attempts for 37 yards, including an 18-yard scramble during the game-winning touchdown drive late in the fourth quarter. He found tight end Anthony Firkser for a nine-yard touchdown in the second quarter, and with 23 seconds remaining in the fourth quarter, he completed a game-winning, 23-yard touchdown pass to wide receiver Adam Humphries. His third game-winning drive in four starts with the Titans gave him 16 career game-winning drive. It was his second career game in which he completed a game-winning touchdown pass when his team trailed by more than three points in the final minute of the fourth quarter (Dec. 9, 2018 vs. New England). He added a run for a two-point conversion following his game-winning touchdown pass. It was the first run for a two-point conversion in his career. In the second quarter, he connected with wide receiver Kalif Raymond for a season-long 52-yard pass.

➤ **Against Jacksonville (11/24)**, recorded his fourth win in five games as a starter for the Titans, completing 14 of 18 passes for 259 yards and two touchdowns with a passer rating of 155.8. He completed a one-yard touchdown pass to offensive lineman Dennis Kelly in the third quarter and a 65-yard touchdown to wide receiver A.J. Brown in the third quarter. He completed five total passes of 20-plus yards. In addition to his 65-yard touchdown pass, he converted a third down with a 24-yard pass on a screen play to Dion Lewis in the first quarter, found tight end MyCole Pruitt for a 20-yard pass in the first quarter, added a 24-yard pass to wide receiver Corey Davis in the second quarter, and connected again with Brown for a

36-yard play in the third quarter. He registered his second game of 2019 and his fourth career game with at least one touchdown pass and at least one touchdown run. It was his first career game with multiple touchdown passes and multiple touchdown runs. Tannehill rushed for 40 yards on seven attempts and set a career high with two rushing touchdowns. He notched his third consecutive game with a rushing attempt of at least 18 yards. He rushed for 20 yards on the Titans' first offensive play of the game, rushed for a 21-yard touchdown in the second quarter, and added a three-yard touchdown run in the fourth quarter. He set a career season high with three rushing touchdowns in 2019, surpassing his previous high of two touchdown runs in 2012.

➤ **At Indianapolis (12/1)**, notched his fifth win in six games as a starter for the Titans, completing 17 of 22 passes for 182 yards and two touchdowns for a passer rating of 131.2. His passer rating was the second-highest single-game rating of his career with a minimum of 20 attempts. His two touchdown passes included a 13-yard pass to wide receiver Adam Humphries in the first quarter and a 40-yarder to wide receiver Kalif Raymond in the fourth quarter. He logged his 21st career game in which he completed at least two touchdown passes without throwing an interception. His completion rate of 77.3 percent was the fourth-best mark of his career (minimum 20 attempts).

➤ **At Oakland (12/8)**, completed 21 of 27 passes for 391 yards and three touchdowns with one interception. His passer rating of 140.4 was the second-best single-game mark of his career (minimum 20 attempts). He added 19 yards on four rushing attempts. With a 77.8 percent completion percentage and a 140.4 passer rating, he joined Aaron Rodgers (three games in 2011) as the only players in NFL history to complete at least

75 percent of their passes with a passer rating of 130 or higher (min. 10 attempts) in three consecutive games in a single season. He joined Russell Wilson (five games in 2015) as the only players with four consecutive games with at least two passing touchdowns and a passer rating of 125 or higher in NFL history. His three touchdown passes included strikes to wide receiver A.J. Brown of 91 yards and 16 yards in the second quarter and a 17-yarder to tight end Jonnu Smith in the fourth quarter. His 91-yard touchdown pass was the longest pass of his career. The longest previous pass of his career was an 80-yard touchdown at Arizona on Sept. 30, 2012 as a member of the Miami Dolphins. His 91-yard touchdown pass was the fourth-longest touchdown pass in franchise history and the longest since 1965. The only longer touchdown passes in team annals were a 98-yard strike from Jack Lee to Willard Dewveall against the San Diego Chargers on Nov. 25, 1962; a 95-yard touchdown pass from George Blanda to Dick Compton against the Buffalo Bills on Dec. 5, 1965; and a 92-yarder from Lee to Bill Groman on Nov. 20, 1960. His 391 passing yards amounted to the third-highest total of his career, ranked sixth for the team in the "Titans era" (since 1999) and were the most by a Titans player since Ryan Fitzpatrick's 402-yard passing day against the Arizona Cardinals on Dec. 15, 2013. He recorded his 19th career 300-yard passing game and his third 300-yard game of 2019. It was his fourth consecutive game with at least two touchdown passes. With 263 passing yards in the first half, he recorded the highest total by a Titans passer in the first half since Billy Volek's 282 yards at Oakland on Dec. 19, 2004. He was named AFC Offensive Player of the Week and the FedEx Air NFL Player of the Week for his performance.

➤ **Against Houston (12/15)**, completed 22 of 36 passes for 279 yards with two touchdowns and one interception. His 92.2 passer rating was his seventh passer rating above 90.0 in eight starts in 2019. His two touchdown passes were both in the fourth quarter and included a five-yard pass to A.J. Brown and an 11-yard pass to running back Dion Lewis. He scored on a one-yard rushing attempt in the third quarter on a fourth-and-goal play. It marked his career-high fourth rushing touchdown of 2019. He completed a 60-yard pass to wide receiver A.J. Brown in the first quarter for his third completion of at least 60 yards in 2019. It was Tannehill's fifth career game and his third game of 2019 in which he completed at least one touchdown pass and rushed for at least one touchdown. His streak of five consecutive games with at least two touchdown passes tied a career high (five in 2015).

➤ **Against New Orleans (12/22)**, completed 17 of 27 passes for 272 yards with three touchdowns and no interceptions. His 133.6 passer rating ranked third in his career in a contest in which he qualified with a minimum of 20 attempts. He produced his 17th career game with three or more touchdown passes, completing a 41-yard touchdown pass to Jonnu Smith in the first quarter and adding a pair of touchdown passes to Tajaé Sharpe, first on a 36-yard play in the third quarter and then a seven-yard play in the fourth stanza. He registered his eighth career game (second of 2019) throwing at least three touchdown passes without being intercepted. It was his sixth consecutive game with at least two touchdown passes, the best streak of his career. He reached 20 touchdown passes on the season for the fourth time in his career and his first time since 2015.

➤ **At Houston (12/29)**, completed 13 of 20 passes for 198 yards and two touchdowns for a passer rating of 130.8. It was his sixth performance in a seven-game span with a passer rating of 130 or better. He completed a 51-yard touchdown pass to wide receiver A.J. Brown in the first quarter and added a one-yard touchdown pass to tight end MyCole Pruitt in the second quarter. He registered his seventh consecutive game with at least two touchdown passes, which extended the best streak of his career (five in 2015) and paired him with Marcus Mariota (eight consecutive games in 2016) as the only quarterbacks in franchise history with at least seven consecutive games with two or more touchdown passes. Tannehill registered his 10th consecutive game with at least one touchdown pass, the longest streak by a Titans quarterback since Steve McNair (10) from 2003 to 2004. On the offense's first snap against the Texans, he rushed for a 19-yard gain. It was his 100th career NFL game.

2019 NFL PASSING LEADERS

Ryan Tannehill led the NFL in 2019 with a 117.5 passer rating and a 9.6-yard passing average. He also placed third in completion percentage (70.3) and second in touchdown percentage (7.7).

Tannehill became the organization's only quarterback other than **Steve McNair** in 2003 to lead the NFL in passer rating. New Orleans' **Drew Brees** finished in second place behind Tannehill with a 116.3 passer rating.

Highest passer rating in 2019 (qualifiers only):

Player	Team	Passer Rating
1. Ryan Tannehill	Tennessee Titans	117.5
2. Drew Brees	New Orleans Saints	116.3
3. Lamar Jackson	Baltimore Ravens	113.3
4. Kirk Cousins	Minnesota Vikings	107.4
5. Russell Wilson	Seattle Seahawks	106.3
6. Matthew Stafford	Detroit Lions	106.0
7. Patrick Mahomes	Kansas City Chiefs	105.3
8. Jimmy Garoppolo	San Francisco 49ers	102.0
9. Derek Carr	Oakland Raiders	100.8
10. Dak Prescott	Dallas Cowboys	99.7

Highest completion percentage in 2019 (qualifiers only):

Player	Team	Comp. Pct.
1. Drew Brees	New Orleans Saints	74.3
2. Derek Carr	Oakland Raiders	70.4
3. Ryan Tannehill	Tennessee Titans	70.3
4. Kirk Cousins	Minnesota Vikings	69.1
Jimmy Garoppolo	San Francisco 49ers	69.1
6. Deshaun Watson	Houston Texans	67.3
7. Matt Ryan	Atlanta Falcons	66.2
8. Russell Wilson	Seattle Seahawks	66.1
Lamar Jackson	Baltimore Ravens	66.1
10. Philip Rivers	Los Angeles Chargers	66.0

Highest passing average in 2019 (yards per attempt; qualifiers only):

Player	Team	Yards/Att.
1. Ryan Tannehill	Tennessee Titans	9.6
2. Matthew Stafford	Detroit Lions	8.6
3. Jimmy Garoppolo	San Francisco 49ers	8.4
4. Patrick Mahomes	Kansas City Chiefs	8.3
5. Dak Prescott	Dallas Cowboys	8.2
Jameis Winston	Tampa Bay Buccaneers	8.2
7. Kirk Cousins	Minnesota Vikings	8.1
8. Russell Wilson	Seattle Seahawks	8.0
9. Derek Carr	Oakland Raiders	7.9
Drew Brees	New Orleans Saints	7.9

Highest touchdown percentage in 2019 (qualifiers only):

Player	Team	TD Pct.
1. Lamar Jackson	Baltimore Ravens	9.0
2. Ryan Tannehill	Tennessee Titans	7.7
3. Drew Brees	New Orleans Saints	7.1
4. Matthew Stafford	Detroit Lions	6.5
5. Russell Wilson	Seattle Seahawks	6.0
6. Kirk Cousins	Minnesota Vikings	5.9
7. Jimmy Garoppolo	San Francisco 49ers	5.7
8. Patrick Mahomes	Kansas City Chiefs	5.4
9. Jameis Winston	Tampa Bay Buccaneers	5.3
Deshaun Watson	Houston Texans	5.3

BAUGH, MONTANA & TANNEHILL

During the 2019 season, Titans quarterback **Ryan Tannehill** accomplished a statistical feat only reached previously by a pair of Pro Football Hall of Fame quarterbacks.

Tannehill's season statistics included a 70.3 completion percentage and an average of 9.6 yards per passing attempt.

In the history of the NFL, only two previous qualifying passers have enjoyed a season in which they completed at least 70.0 percent of their passes and averaged at least 9.0 yards per attempt: **Sammy Baugh** and **Joe Montana**.

Montana led the San Francisco 49ers to a Super Bowl XXIV title and won the NFL MVP award following a 1989 season in which he completed 70.2 percent of his passes (271 of 386) and averaged 9.1 yards per attempt (3,521 yards).

Baugh directed the Washington Redskins to the NFL Championship game in 1945, while completing 70.3 percent of his passes (128 of 182) and averaging 9.2 yards per attempt (1,669 yards).

Players in NFL history with a completion rate of at least 70.0 percent and a passing average of at least 9.0 yards per attempt (qualifiers only):

Player	Team	Year	Comp %	Yards/Att
Ryan Tannehill	Tennessee	2019	70.3	9.6
Joe Montana	San Francisco	1989	70.2	9.1
Sammy Baugh	Washington	1945	70.3	9.2

SINGLE-SEASON FRANCHISE RECORDS

Ryan Tannehill's 2019 regular season totals included 2,742 yards, 22 touchdowns and six interceptions on 201-of-286 passing. His passer rating of 117.5 ranked first in the NFL.

Tannehill set three of the franchise's major single-season passing records. He established new benchmarks for passer rating, completion percentage (70.3) and passing average (9.6).

Steve McNair established the franchise's single-season record with a passer rating of 100.4 in 2003, his MVP season. **Marcus Mariota** set the completion percentage mark for the club in 2018, completing 68.9 percent of his passes. For passing average (yards per attempt), **George Blanda** held the team record since 1961, the franchise's second season, when he averaged 9.2 yards per pass.

Single-season passer rating leaders, franchise history:

Player	Season	Rating
1. Ryan Tannehill	2019	117.5
2. Steve McNair	2003	100.4
3. Warren Moon	1990	96.8
4. Marcus Mariota	2016	95.6
5. Marcus Mariota	2018	92.3

Single-season completion percentage leaders, franchise history:

Player	Season	Comp Pct
1. Ryan Tannehill	2019	70.3
2. Marcus Mariota	2018	68.9
3. Cody Carlson	1992	65.6
4. Warren Moon	1992	64.7
5. Ken Stabler	1980	64.1

Single-season passing average leaders (yards per attempt), franchise history:

Player	Season	Yards/Att
1. Ryan Tannehill	2019	9.6
2. George Blanda	1961	9.2
3. Steve McNair	2003	8.0
Warren Moon	1990	8.0
5. Warren Moon	1988	7.9

SINGLE-SEASON NFL LEADERS

Ryan Tannehill established the fourth-highest single-season passer rating in NFL history in 2019. His 117.5 passer rating is surpassed in league annals by only **Aaron Rodgers'** 122.5 passer rating in 2011, **Peyton Manning's** 121.1 in 2004 and **Nick Foles'** 119.2 in 2013.

Meanwhile, his 9.6-yard passing average tied for eighth in NFL annals.

NFL all-time single-season passer rating leaders:

Player	Team	Season	Rating
1. Aaron Rodgers	Green Bay Packers	2011	122.5
2. Peyton Manning	Indianapolis Colts	2004	121.1
3. Nick Foles	Philadelphia Eagles	2013	119.2
4. Ryan Tannehill	Tennessee Titans	2019	117.5
5. Tom Brady	New England Patriots	2007	117.2
6. Matt Ryan	Atlanta Falcons	2016	117.1
7. Drew Brees	New Orleans Saints	2019	116.3
8. Drew Brees	New Orleans Saints	2018	115.7
9. Peyton Manning	Denver Broncos	2013	115.1
10. Patrick Mahomes	Kansas City Chiefs	2018	113.8

NFL all-time single-season passing average leaders:

Player	Team	Season	Yds/Att
1. Sid Luckman	Chicago Bears	1943	10.9
2. Otto Graham	Cleveland Browns	1953	10.6
3. Otto Graham	Cleveland Browns	1947	10.2
4. Norm Van Brocklin	Los Angeles Rams	1954	10.1
5. Ed Brown	Chicago Bears	1956	9.9
Kurt Warner	St. Louis Rams	2000	9.9
7. Otto Graham	Cleveland Browns	1949	9.8
8. Chris Chandler	Atlanta Falcons	1998	9.6
Ryan Fitzpatrick	Tampa Bay Buccaneers	2018	9.6
Ryan Tannehill	Tennessee Titans	2019	9.6

CONSECUTIVE GAMES WITH A 130 RATING

During the 2019 campaign, **Ryan Tannehill** produced a streak of four consecutive games with a passer rating greater than 130. The run included a 133.9 passer rating against the Kansas City Chiefs (Nov. 10), a 155.8 against the Jacksonville Jaguars (Nov. 24), a 131.2 at the Indianapolis Colts (Dec. 1) and a 140.4 at the Oakland Raiders (Dec. 8).

In franchise history, no quarterback prior to Tannehill had ever produced four consecutive starts with a passer rating of 100 or better (minimum 10 attempts per game). **Marcus Mariota** (2016) was the most recent of six Titans/Oilers signal callers to do so for three games before Tannehill.

Most consecutive games in a single season with a 100 passer rating, franchise history (minimum 10 attempts each game):

Player	Dates	Games
1. Ryan Tannehill	Nov. 10–Dec. 8, 2019	4
2. Marcus Mariota	Nov. 13–Nov. 27, 2016	3
Ryan Fitzpatrick	Nov. 10–Nov. 24, 2013	3
Steve McNair	Dec. 2–Dec. 16, 2001	3
Warren Moon	Oct. 22–Nov. 5, 1989	3
Dan Pastorini	Nov. 11–Nov. 22, 1979	3
George Blanda	Dec. 3–Dec. 17, 1961	3

Tannehill joined **Russell Wilson** (2015) and **John Hadl** (1973) as the only players in NFL history to register four consecutive games with a minimum of 10 pass attempts and a passer rating of at least 130.

Most consecutive games in a single season with a 130 passer rating, NFL history (minimum 10 attempts each game):

Player	Team	Dates	Games
1. Ryan Tannehill	Tennessee	Nov. 10–Dec. 8, 2019	4
Russell Wilson	Seattle	Nov. 22–Dec. 13, 2015	4
John Hadl	L.A. Rams	Sept. 16–Oct. 7, 1973	4
4. (several tied)			3

RYAN TANNEHILL'S STARTING RECORD WHEN ...

	Regular Season	
Record When Tannehill	2019	Career
Starts at quarterback	7-3	49-49
Starts vs. division opponents	3-1	16-20
Passes for 300 or more yards	2-1	8-11
Completes 1 or more TD passes	7-3	44-34
Completes 2 or more TD passes	7-2	34-14
Completes 3 or more TD passes	2-1	13-4
Starts and passes for no INTs	5-1	30-16
Completes 70.0% of his passes	4-0	23-5
Has a passer rating of 80.0+	7-3	44-23
Has a passer rating of 90.0+	7-2	39-10
Has a passer rating of 100.0+	7-1	25-5
Sacked 0 times	2-0	5-3
Rushes for 1 or more TDs	1-2	3-6
Rushes for 2 or more TDs	1-0	1-0
Rushes and Passes for 1 TD	1-2	2-3



LEADING VETERAN QBS ON NEW TEAMS

In 2019, **Ryan Tannehill** set a new standard for veteran quarterbacks in their first year with a new team. Tannehill, who was acquired in a trade after seven years with the Miami Dolphins, had a passer rating of 117.5. No quarterback has ever finished with a passer rating that high in his first season with a new team after playing at least one year with another team.

Brett Favre held the distinction until 2019. In 2009, Favre's 107.2 passer rating with the Minnesota Vikings became the best figure in league annals by a veteran in his first campaign with a new club.

Highest passer rating in a veteran's first season with a new team:

Player	Season	New Team	Former Team	Rating
1. Ryan Tannehill	2019	Tennessee	Miami	117.5
2. Brett Favre	2009	Minnesota	N.Y. Jets	107.2
3. Peyton Manning	2012	Denver	Indianapolis	105.8
4. Vinny Testaverde	1998	N.Y. Jets	Baltimore	101.6
5. Kirk Cousins	2018	Minnesota	Washington	99.7
6. Tyrod Taylor	2015	Buffalo	Baltimore	99.4
7. Sam Bradford	2016	Minnesota	Philadelphia	99.3
8. Len Dawson	1962	Dallas Texans	Cleveland	98.3
Case Keenum	2017	Minnesota	L.A. Rams	98.3
10. Brian Griese	2004	Tampa Bay	Miami	97.5

PASSING YARDS, FIRST FIVE NFL SEASONS

Ryan Tannehill did not miss a single start in his career until the 14th game of his fifth season. During his first five campaigns, he passed for 18,455 yards to rank sixth (fifth at the time) in NFL history in passing yards in the first five seasons of a career. The only players with more were **Peyton Manning** (20,618), **Dan Marino** (19,422), **Andrew Luck** (19,078), **Matt Ryan** (18,957) and later **Derek Carr** (18,957).

Most passing yards in the first five seasons of an NFL career (through 2018):

Player	Passing Yards
1. Peyton Manning	20,618
2. Dan Marino	19,422
3. Andrew Luck	19,078
4. Matt Ryan	18,957
5. Derek Carr	18,739
6. Ryan Tannehill	18,455
7. Drew Bledsoe	18,348
8. Cam Newton	18,263
9. Russell Wilson	18,193
10. Andy Dalton	18,008

DOLPHINS FRANCHISE PASSING LEADERS

During his seven seasons with the Miami Dolphins (2012–2018), **Ryan Tannehill** completed 1,829 of his 2,911 passes for 20,434 yards and 123 touchdowns.

Tannehill's 87.0 career passer rating with the Dolphins ranked second in franchise history. Only **Chad Pennington's** 94.5 passer rating from 2008–2010 ranked higher.

Miami Dolphins career passer rating leaders (minimum 250 attempts):

Player	Seasons	Att	Cmp	Yards	TD	Int	Rate
1. Chad Pennington	2008-10	552	373	4,085	20	9	94.5
2. Ryan Tannehill	2012-18	2,911	1,829	20,434	123	75	87.0
3. Dan Marino	1983-99	8,358	4,967	61,361	420	252	86.4
4. Matt Moore	2011-17	591	359	4,298	29	19	86.0
5. Jay Cutler	2017	429	266	2,666	19	14	80.8

Tannehill's 62.8 career completion percentage ranked second in Dolphins history, trailing Pennington's 67.6 percent (minimum 250 attempts).

Miami Dolphins career completion percentage leaders (minimum 250 attempts):

Player	Seasons	Att	Cmp	Pct
1. Chad Pennington	2008-10	552	373	67.6
2. Ryan Tannehill	2012-18	2,911	1,829	62.8
3. Jay Cutler	2017	429	266	62.0
4. Matt Moore	2011-17	591	359	60.7
5. Chad Henne	2009-11	1,065	646	60.7





TITANS RUNNING BACKS

No.	Name	Ht	Wt	Exp	College
41	Blasingame, Khari (FB/RB)	6-0	233	R	Vanderbilt
32	Fluellen, David (IR)	5-11	224	3	Toledo
22	Henry, Derrick	6-3	247	4	Alabama
33	Lewis, Dion	5-8	195	8	Pittsburgh

#22 • RB DERRICK HENRY

[CLICK FOR COMPLETE BIO](#)

Running back **Derrick Henry** (6-3, 247) is in his fourth NFL season in 2019. He was selected by the Titans with the 45th overall pick in the second round of the 2016 NFL Draft.

Henry authored his first career 1,000-yard season in 2018 and the 28th 1,000-yard rushing season in franchise history, totaling 1,059 yards and 12 touchdowns on 215 carries—all career highs.

His 2018 rushing yardage ranked second in the AFC to **Joe Mixon's** 1,168 yards, and he finished seventh in the NFL. Henry's 12 rushing touchdowns tied **James Connor** for third place in the NFL behind **Todd Gurley** (17) and **Alvin Kamara** (14).

Henry was named AFC Offensive Player of the Month for December 2018. His 625 rushing yards in the month were the most by any NFL player in any month during the season.

Against the Jacksonville Jaguars on Dec. 6, Henry recorded one of the greatest single games in franchise history in front of a national television audience. He broke **Chris Johnson's** single-game franchise record (228) with 238 rushing yards, including a 99-yard touchdown run. He joined **Tony Dorsett** as the only two players in NFL history to rush for a 99-yard score.

In 2017, Henry shared time in the Titans backfield with **DeMarco Murray**. Henry led the team with 744 rushing yards on 176 carries, and he added 11 receptions for 136 yards and a touchdown. His five rushing touchdowns tied for second on the club.

As a rookie, Henry played in 15 games with one start, sharing time in the backfield with **DeMarco Murray**. He carried the ball 110 times for 490 yards and five touchdowns and added 137 yards on 13 receptions. Henry became the third rookie for the franchise in the "Titans era" to score at least five touchdowns in a season, joining **Vince Young** (seven rushing touchdowns in 2006) and **Chris Johnson** (nine rushing and one receiving in 2008).

The Heisman Trophy winner played three seasons (2013–2015) at the University of Alabama, where he set numerous school and SEC records while leading his team to a National Championship in 2015.

Henry played in 39 games and totaled 602 carries for 3,591 yards and 42 rushing touchdowns and added 285 yards on 17 career receptions with three receiving scores. During Alabama's victory over Clemson in the 2016 College Football Playoff National Championship, he broke **Shaun Alexander's** record for most career rushing yards in Alabama history.

In his final collegiate season, Henry rushed for an Alabama and Southeastern Conference record 2,219 yards, which led the nation and ranked fifth in FBS history. He recorded 100-yard rushing games 10 times and had four 200-yard games during the season. His 28 rushing touchdowns were a national best and an SEC record, snapping **Tim Tebow** and **Tre Mason's** old mark of 23. In addition to the Heisman, he also won the Doak Walker Award, Walter Camp Award and Maxwell Award, among a multitude of other honors.

Henry is a native of Yulee, Fla.

2019 Notes:

➤ **At Cleveland (9/8)**, totaled 19 rushing attempts for 84 yards and one touchdown and added one reception for a 75-yard touchdown. His 159 scrimmage yards made up the third-best total of his career. It was his first career performance with a rushing touchdown and receiving touchdown in

a game. He recorded a one-yard touchdown run in the second quarter for his ninth touchdown run (10th overall touchdown) over a six-game span dating back to the end of the 2018 campaign. In the third quarter, he scored on a career-long 75-yard touchdown reception, topping his previous long reception of 66 yards on Dec. 31, 2017. His 75-yard reception gave him a new career high for receiving yards in a game (66 vs. Jacksonville on Dec. 31, 2017).

➤ **Against Indianapolis (9/15)**, led the team with 82 rushing yards on 15 carries (5.5 avg.) and added 12 yards on a pair of receptions. He posted a one-yard touchdown run in the second quarter.

➤ **At Jacksonville (9/19)**, led the team with 44 rushing yards on 17 carries in his 50th career game. He rushed for a one-yard touchdown in the fourth quarter. It gave him a rushing touchdown in all three games to start the 2019 season. It was his 25th career rushing touchdown and his NFL-leading 12th total touchdown (11 rushing) in an eight-game span, dating back to the final five games of 2018.

➤ **At Atlanta (9/29)**, registered his fifth career 100-yard rushing game, leading the team with 100 yards on 27 carries. He added an eight-yard reception. His 27 carries made up the third-highest total of his career. He had 18 rushing attempts for 71 yards in the second half alone.

➤ **Against Buffalo (10/6)**, led the team in rushing with 78 yards on 20 attempts with one touchdown. He recorded a 24-yard run in the first quarter. In the third quarter, he rushed for a 17-yard gain to the Buffalo eight-yard line, and three plays later, he rushed for a one-yard touchdown. It was his fourth rushing touchdown of 2019 and the 26th of his career.


➤ **At Denver (10/13)**, rushed for 28 yards on 15 attempts and added a five-yard reception.

➤ **Against the Los Angeles Chargers (10/20)**, led the team with 90 rushing yards and one touchdown on 22 carries (4.1 avg.). It was his eighth performance in an 11-game stretch with at least 80 rushing yards. He added an 18-yard reception to give him 108 scrimmage yards, tying for the seventh-highest scrimmage yardage total of his career. He scored his fifth rushing touchdown of the season on an 11-yard run in the fourth quarter. On a six-yard run in the third quarter, he passed Chris Brown (2,757 career rushing yards) for 10th place on the franchise's all-time rushing list, and on an eight-yard run in the fourth quarter, he passed Ronnie Coleman (2,769 career rushing yards) for ninth place on the list.

➤ **Against Tampa Bay (10/27)**, led the team with 75 rushing yards on 16 attempts to give him at least 75 rushing yards in six of the team's first eight games of the season. With the offense backed up at its own one-yard line in the first quarter, he posted a 34-yard rushing attempt, giving him his longest carry of the season through eight games. His 75 rushing yards were the most by an individual in the first eight weeks of 2019 against the Buccaneers, who went into the contest with the NFL's top-rated rushing defense. He added an eight-yard reception.

➤ **At Carolina (11/3)**, led the team with 63 rushing yards on 13 attempts with one touchdown, and he added three receptions for 36 yards and one touchdown. He logged his second career game (second of 2019) with at least one rushing touchdown and at least one receiving touchdown. During a third-quarter drive, which was eight total plays, he accounted for 47 rushing yards on seven carries, including an eight-yard touchdown run. He registered a 23-yard touchdown reception on a screen play in the fourth quarter.

➤ **Against Kansas City (11/10)**, totaled 188 yards and two touchdowns on 23 rushing attempts (8.2 avg.). His 188 yards made up the second-highest



single-game total of his four-year career. It was his fifth career game with at least two rushing touchdowns and his first such performance of 2019. He scored on a 68-yard run in the third quarter and a one-yard run in the fourth quarter. With his 30th career rushing touchdowns, he passed Lorenzo White (29) for fifth place on the franchise's all-time rushing touchdowns list. With his 10th total touchdown in 2019, he became the sixth player in franchise history with at least 10 touchdowns in two or more consecutive seasons, joining Bill Groman (1960-61), Billy Cannon (1961-62), Earl Campbell (1978-81), Eddie George (1999-2000) and Chris Johnson (2008-10). His 68-yard touchdown run was the fourth-longest rushing attempt of his career and his seventh career scrimmage play of 50 yards or more (five rushing, two receiving). On his 68-yard touchdown, he became the ninth player in franchise history to reach 3,000 career rushing yards. His 188 rushing yards gave him the NFL's second-largest single-game total to date in 2019 (225 by Leonard Fournette). With his third career game with at least 170 rushing yards and two rushing touchdowns, he tied for the fifth-most such games in a player's first four seasons in league annals, joining Jim Brown (six), Eric Dickerson (six), Earl Campbell (five) and Jamal Lewis (four). He was named FedEx Ground NFL Player of the Week for his performance against the Chiefs.

➤ **Against Jacksonville (11/24)**, totaled 19 rushing attempts for 159 yards and two touchdowns and added one catch for 16 yards. His 159 rushing yards gave him the fourth-highest total of his career, and his 175 scrimmage yards gave him the third-highest total of his career. He notched his second consecutive 100-yard rushing game. In the third quarter, he scored on a 74-yard rushing attempt to record his longest rushing attempt of the season and the third-longest rushing attempt of his career. On the offense's next scrimmage play, he scored again on a seven-yard carry. With 16 seconds on the game clock between his two touchdown runs, he became the first player to score two touchdowns in a 20-second span in a single game since the San Diego Chargers' LaDainian Tomlinson (two in 15 seconds) at the Cincinnati Bengals on Nov. 12, 2006. With his 74-yard touchdown run, he joined Napoleon Kaufman (1997-1999) and Robert Smith (1997-2000) as the only players in NFL history to record a rushing touchdown of at least 70 yards in three consecutive seasons. Henry became the sixth player in franchise history with at least 12 touchdowns in two or more consecutive seasons, joining Bill Groman (1960-1961), Billy Cannon (1961-1962), Earl Campbell (1978-1980), Eddie George (1999-2000) and Chris Johnson (2009-2010). He passed Charles Tolar (3,277) for eighth place on the franchise's all-time rushing list. Against the Jaguars, Henry rushed for 126 yards in the third quarter alone, the second-highest figure by any NFL player in any quarter in 2019 through Week 12 (143 by Leonard Fournette, Sept. 29). Henry's 126 yards in the third quarter were the most by a Titans/Oilers player in any quarter in the last 29 seasons (1991-2019). He was named FedEx Ground NFL Player of the Week for his performance against the Jaguars.

➤ **At Indianapolis (12/1)**, totaled 149 yards and one touchdown on 26 rushing attempts (5.7 avg.) and added three receptions for 17 yards. He joined Jim Brown, Eric Dickerson, O.J. Simpson and Adrian Peterson as the only players in NFL history with at least 145 rushing yards and a touchdown in three consecutive games. Henry reached the 1,000-yard season rushing mark on his first carry of the game to become the franchise's first player

since Chris Johnson (2008-2013) with consecutive 1,000-yard rushing seasons, and he joined Eddie George (seven), Johnson (six) and Earl Campbell (five) as the only players in franchise history with multiple 1,000-yard rushing seasons. Henry rushed for a 13-yard touchdown on a fourth-and-one play in the third quarter to notch his fourth consecutive game with at least one rushing touchdown and tie his career-best streak (2018). He registered a 34-yard run in the third quarter. With his third consecutive 100-yard rushing game, he became the first Titans player with three consecutive 100-yard rushing games since Chris Johnson (12) from 2009-10. His 100-yard rushing performance was the first such individual effort against the Colts since Denver's C.J. Anderson (158) on Dec. 14, 2017. The Colts defense went 29 consecutive games without allowing an individual 100-yard rusher until Henry did so. He was named FedEx Ground NFL Player of the Week for the third consecutive game.

➤ **At Oakland (12/8)**, totaled 103 yards and two touchdowns on 18 rushing attempts. He scored first on a 12-yard run in the first quarter and then on a 10-yard run in the third quarter. It marked his seventh career game with at least two rushing touchdowns and his third game of the season with two rushing touchdowns—all three coming within the last four contests. He passed Steve McNair (3,439 career rushing yards) for sixth place on the team's all-time rushing list and later passed Hoyle Granger (3,514) for fifth place on the team's all-time rushing list. He joined Earl Campbell (1978-1980) as the only players in franchise history to record consecutive seasons with 12 or more rushing touchdowns. On a four-yard run in the third quarter, he moved past 1,200 yards on the season to join Chris Johnson (2009), Earl Campbell (1978-1980, 1983) and Eddie George (2000) as the only players in franchise history with 1,200 rushing yards and 12 rushing touchdowns in a season. He went over 100 rushing yards for the game on a 24-yard carry in the third quarter, notching his fourth consecutive 100-yard rushing game, his fifth 100-yard rushing game of 2019 and his 10th career 100-yard rushing game, including playoffs. He became the first Titans player with four consecutive 100-yard rushing games since Chris Johnson (12) from 2009-10. He was named FedEx Ground NFL Player of the Week for the fourth consecutive game.

➤ **Against Houston (12/15)**, totaled 86 yards on 21 rushing attempts (4.1 avg.). He continued a streak with five consecutive games with at least 85 rushing yards to match the fourth-longest streak of its kind in franchise history. He produced a 23-yard run in the second quarter to give him five consecutive games with a rushing attempt of at least 20 yards. He became the team's first player to reach 1,300 rushing yards in a season since Chris Johnson had 1,364 rushing yards in 2010.

➤ **Named to his first career Pro Bowl on Dec. 17.**

➤ **Against New Orleans (12/22)**, he was inactive with a hamstring injury. It marked the second game in his four-year career he missed and his first missed game since Nov. 6, 2016 as a rookie.

➤ **At Houston (12/29)**, rushed for 211 yards and three touchdowns on 32 carries, recording the second-highest totals of his career in each category. His 211 rushing yards made up the second-best total of his career and the fifth-best single-game total in franchise history. Claimed the NFL's 2019 rushing title with 1,540 yards (fourth in franchise history), joining Billy Cannon (AFL, 1961), Earl Campbell (1978-80) and Chris Johnson (2009) as the only running backs in franchise history to lead their respective leagues in rushing. Henry rushed for a three-yard touchdown in the third quarter and added fourth-quarter touchdown runs of one yard and 53 yards. It marked his second career game with three or more touchdowns. He reached the 100-yard mark on an eight-yard carry in the third quarter to notch his career-high sixth 100-yard rushing game of 2019 and his 11th career 100-yard rushing game, including playoffs. With 38 career rushing touchdowns, he passed Steve McNair (36) for fourth place on the franchise's all-time rushing touchdowns list. On his 53-yard touchdown, Henry registered his seventh career rushing touchdown of 50-plus yards, which was high in the NFL from the time he entered the NFL in 2016 through the 2019 regular season.

Henry's Career Regular Season Statistics:

Year	GP	GS	Att	Yds	Avg	Lg	TD	Rec	Yds	Avg	Lg	TD
2016	15	2	110	490	4.5	22	5	13	137	10.5	29	0
2017	16	2	176	744	4.2	75t	5	11	136	12.4	66t	1
2018	16	12	215	1,059	4.9	99t	12	15	99	6.6	21	0
2019	15	15	303	1,540	5.1	74t	16	18	206	11.4	75t	2
Totals	62	31	804	3,833	4.8	99t	38	57	578	10.1	75t	3

Henry's Career Postseason Statistics:

Year	GP	GS	Att	Yds	Avg	Lg	TD	Rec	Yds	Avg	Lg	TD
2017	2	2	35	184	5.3	35t	1	5	56	11.2	29	0



Henry's Regular Season Single-Game Highs:**Rushing Attempts** - 33 at N.Y. Giants (12/16/18)**Rushing Yards** - 238 vs. Jacksonville (12/6/18)**Long Rush** - 99t vs. Jacksonville (12/6/18)**Rushing Touchdowns** - 4 vs. Jacksonville (12/6/18)**Receptions** - 4 vs. Jacksonville (10/27/16)**Receiving Yards** - 75 at Cleveland (9/8/19)**Long Reception** - 75t at Cleveland (9/8/19)**Receiving Touchdowns** - 1 (Three times, last at Carolina, 11/3/19)**Henry's Playoff Single-Game Highs:****Rushing Attempts** - 23 at Kansas City (1/6/18)**Rushing Yards** - 156 at Kansas City (1/6/18)**Long Rush** - 35t at Kansas City (1/6/18)**Rushing Touchdowns** - 1 at Kansas City (1/6/18)**Receptions** - 3 at New England (1/13/18)**Receiving Yards** - 35 at Kansas City (1/6/18)**Long Reception** - 29 at Kansas City (1/6/18)**Receiving Touchdowns** - (none)**2019 NFL RUSHING LEADERS**

Titans running back **Derrick Henry** claimed the NFL's 2019 rushing title with 1,540 yards on 303 carries (5.1 avg.). The next-closest finisher was Cleveland's **Nick Chubb**, who had 1,494 rushing yards.

Henry joined **Billy Cannon** (AFL, 1961), **Earl Campbell** (1978-80) and **Chris Johnson** (2009) as the only running backs in franchise history to lead their respective leagues in rushing.

NFL rushing leaders in 2019:

Player	Team	Rushing Yards
1. Derrick Henry	Tennessee Titans	1,540
2. Nick Chubb	Cleveland Browns	1,494
3. Christian McCaffrey	Carolina Panthers	1,387
4. Ezekiel Elliott	Dallas Cowboys	1,357
5. Chris Carson	Seattle Seahawks	1,230
6. Lamar Jackson	Baltimore Ravens	1,206
7. Leonard Fournette	Jacksonville Jaguars	1,152
8. Josh Jacobs	Oakland Raiders	1,150
9. Joe Mixon	Cincinnati Bengals	1,137
10. Dalvin Cook	Minnesota Vikings	1,135

ACTIVE RUSHING AVERAGE LEADERS BY RBS

In passing 750 career rushing attempts on Dec. 8, 2019, **Derrick Henry** reached the minimum number of carries to qualify for franchise and NFL career rushing average records.

Henry moved into first place among all active NFL running backs in career rushing average.

Best career rushing average (yards per carry) among all active NFL running backs (minimum 750 career attempts):

Player	Rushing Average
1. Derrick Henry	4.77
2. Adrian Peterson	4.68
3. Ezekiel Elliott	4.62
4. Mark Ingram	4.61
5. LeSean McCoy	4.52
6. Jordan Howard	4.34
7. Lamar Miller	4.33
8. Frank Gore	4.33
9. Bilal Powell	4.32
10. Isaiah Crowell	4.32

2019 TOUCHDOWN LEADERS

Titans running back **Derrick Henry** tied Green Bay's **Aaron Jones** for the NFL lead with 16 rushing touchdowns in 2019.

Additionally, Henry ranked third in the NFL with 18 total touchdowns behind Carolina's Christian McCaffrey and Jones, who each scored 19 total touchdowns.

NFL leaders in rushing touchdowns in 2019:

Player	Team	Rushing TDs
1. Derrick Henry	Tennessee Titans	16
Aaron Jones	Green Bay Packers	16
3. Christian McCaffrey	Carolina Panthers	15
4. Dalvin Cook	Minnesota Vikings	13
5. Todd Gurley	Los Angeles Rams	12
Ezekiel Elliott	Dallas Cowboys	12
7. Mark Ingram	Baltimore Ravens	10
8. Josh Allen	Buffalo Bills	9
9. (five tied)		8

NFL leaders in total touchdowns in 2019:

Player	Team	Total TDs
1. Christian McCaffrey	Carolina Panthers	19
Aaron Jones	Green Bay Packers	19
3. Derrick Henry	Tennessee Titans	18
4. Mark Ingram	Baltimore Ravens	15
5. Ezekiel Elliott	Dallas Cowboys	14
Todd Gurley	Los Angeles Rams	14
7. Dalvin Cook	Minnesota Vikings	13
8. Kenny Golladay	Detroit Lions	11
Austin Ekeler	Los Angeles Chargers	11
10. (three tied)		10

65+ YARD SCRIMMAGE TOUCHDOWNS

In the Titans' Week 10 victory over the Kansas City Chiefs, running back **Derrick Henry** took a handoff and raced 68 yards for a touchdown. He followed that with a 74-yard touchdown run in the following game against the Jacksonville Jaguars in Week 12.

Since the beginning of the 2017 campaign, Henry has scored seven total touchdowns—five rushing and two receiving—that have gone for 65 yards or more. He leads the NFL in that time period.

Most scrimmage touchdowns of 65-plus yards, 2017-19:

Player	65+ Yard Scrimmage Touchdowns
1. Derrick Henry	7
2. Tyreek Hill	5
3. JuJu Smith-Schuster	4
Saquon Barkley	4
5. Amari Cooper	3
Robby Anderson	3
Kenyan Drake	3
Kareem Hunt	3
Tyrell Williams	3
10. (several tied)	2

Derrick Henry's career scrimmage touchdowns of 65-plus yards:

Date	Opponent	Rush/Rec	Yards
Dec. 6, 2018	Jacksonville	Rushing	99
Sept. 9, 2019	at Cleveland	Receiving	75
Nov. 24, 2019	Jacksonville	Rushing	74
Dec. 3, 2017	Houston	Rushing	75
Oct. 16, 2017	Indianapolis	Rushing	72
Nov. 10, 2019	Kansas City	Rushing	68
Dec. 31, 2017	Jacksonville	Receiving	66

2018-19 RUSHING TOUCHDOWN LEADERS

Since **Derrick Henry** became the team's primary ball carrier in 2018, his 28 rushing touchdowns rank second behind only **Todd Gurley's** 29 rushing touchdowns.

NFL leaders in rushing touchdowns from 2018–present:

Player Rushing Touchdowns

1.	Todd Gurley	29
2.	Derrick Henry	28
3.	Aaron Jones	24
4.	Christian McCaffrey	22
5.	Alvin Kamara	19
6.	Ezekiel Elliott	18
	Melvin Gordon	18
8.	Saquon Barkley	17
	Marlon Mack	17
	Josh Allen	17

RUSHING YARDS SINCE WEEK 14 OF 2018

Since Dec. 6, 2018, when **Derrick Henry** set the franchise record with 238 rushing yards in a game, he has been the NFL's rushing leader. He has more rushing yards than any other player since that time.

NFL rushing yards leaders since Week 14 of 2018:

Player Rushing Yards

1.	Derrick Henry	2,125
2.	Nick Chubb	1,796
3.	Chris Carson	1,677
4.	Ezekiel Elliott	1,642
5.	Christian McCaffrey	1,622
6.	Joe Mixon	1,550
7.	Lamar Jackson	1,497
8.	Dalvin Cook	1,438
9.	Marlon Mack	1,416
10.	Saquon Barkley	1,356

FRANCHISE RUSHING LEADERS

In 2019, Titans running back **Derrick Henry** has secured a place in the franchise's all-time top 10 leading rushers. He began the season outside of the top 10 but ascended all the way to fifth place on the team's rushing charts. On Dec. 8 at Oakland, he moved past **Steve McNair** (3,439) and **Hoyle Granger** (3,514) and now sits in fifth place all-time.

Franchise all-time rushing leaders:

Player	Seasons	Rushing Yards
1. Eddie George	1996–2003	10,009
2. Earl Campbell	1978–1984	8,574
3. Chris Johnson	2008–2013	7,965
4. Lorenzo White	1988–1994	4,079
5. Derrick Henry	2016–2019	3,833
6. Hoyle Granger	1966–1970, 1972	3,514
7. Steve McNair (QB)	1995–2005	3,439
8. Mike Rozier	1985–1990	3,426
9. Charles Tolar	1960–1966	3,277
10. Ronnie Coleman	1974–1981	2,769

HENRY'S CAREER 100-YARD RUSHING GAMES

Date	Opp	No.	Yds.	Avg.	Lg	TD
12/6/18	Jacksonville	17	238	14.0	99t	4
12/29/19	at Houston	32	211	6.6	53t	3
11/10/19	Kansas City	23	188	8.2	68t	2
12/16/18	at N.Y. Giants	33	170	5.2	22	2
11/24/19	Jacksonville	19	159	8.4	74t	2
1/6/18	at Kansas City*	23	156	6.8	35t	1
12/1/19	at Indianapolis	26	149	5.7	34	1
10/16/17	Indianapolis	19	131	6.9	72t	1
12/3/17	Houston	11	109	9.9	75t	1
12/8/19	at Oakland	18	103	5.7	24	2
9/29/19	at Atlanta	27	100	3.7	16	0

* Playoffs

★ ★ ★

2018 NFL RUSHING LEADERS

Derrick Henry recorded 215 carries in 2018 for 1,059 yards. He ranked second in the AFC in rushing yardage behind Cincinnati's **Joe Mixon** (1,168) and ranked seventh overall in the NFL.

NFL rushing leaders in 2018 (rushing yards):

Player	Team	Rushing Yards
1. Ezekiel Elliott	Dallas Cowboys	1,434
2. Saquon Barkley	New York Giants	1,307
3. Todd Gurley	Los Angeles Rams	1,251
4. Joe Mixon	Cincinnati Bengals	1,168
5. Chris Carson	Seattle Seahawks	1,151
6. Christian McCaffrey	Carolina Panthers	1,098
7. Derrick Henry	Tennessee Titans	1,059
8. Adrian Peterson	Washington Redskins	1,042
9. Phillip Lindsay	Denver Broncos	1,037
10. Nick Chubb	Cleveland Browns	996

2018 RUSHING TOUCHDOWN LEADERS

Derrick Henry's scored a career-high 12 rushing touchdowns in 2018. He tied for the third-highest rushing touchdown total in the NFL.

Henry became the first Titans player with 12 rushing touchdowns in a season since **Chris Johnson** had 14 rushing touchdowns in 2009.

Most rushing touchdowns in 2018:

Player	Team	Rushing TDs
1. Todd Gurley	Los Angeles Rams	17
2. Alvin Kamara	New Orleans Saints	14
3. Derrick Henry	Tennessee Titans	12
4. James Conner	Pittsburgh Steelers	12
5. Saquon Barkley	New York Giants	11
6. Melvin Gordon	Los Angeles Chargers	10
7. Phillip Lindsay	Denver Broncos	9
8. Chris Carson	Seattle Seahawks	9
9. Marlon Mack	Indianapolis Colts	9
10. Jordan Howard	Chicago Bears	9

RUSHING IN THE FOURTH QUARTER

Since 2017, running back **Derrick Henry** has accumulated more rushing yards in the fourth quarter than any other NFL running back.

In 2019, 328 of Henry's 1,540 rushing yards came in the fourth quarter, which ranked third in the NFL.

In 2017, Henry accumulated 390 of his 744 rushing yards in the fourth quarter. The only player with more rushing yards in the fourth quarter that season was Kansas City's league-leading rusher, **Kareem Hunt**.

Most fourth-quarter rushing yards from 2017–2019:

Player	Att	Yds	Avg	Lg	TD
1. Derrick Henry	204	1,003	4.92	75	8
2. Todd Gurley	187	879	4.70	36	8
3. Ezekiel Elliott	197	836	4.24	27	10
4. Kareem Hunt	147	683	4.65	69	6
5. Alvin Kamara	138	678	4.91	49	7
6. Joe Mixon	157	657	4.18	51	7
7. Nick Chubb	112	644	5.75	88	6
8. Leonard Fournette	130	621	4.78	90	4
9. Jordan Howard	169	601	3.56	24	5
10. Melvin Gordon	134	570	4.25	34	1

SINGLE-SEASON RUSHING TDs, TEAM HISTORY

Derrick Henry's 16 rushing touchdowns in 2019 gave him the second-highest single-season total in team history. Only **Earl Campbell**—with 19 rushing touchdowns in 1979—had more.

Most rushing touchdowns in a season, franchise history:

Player	Season	Rushing TDs
1. Earl Campbell	1979	19
2. Derrick Henry	2019	16
3. LenDale White	2008	15
4. Eddie George	2000	14
Chris Johnson	2009	14
6. Earl Campbell	1978	13
Earl Campbell	1980	13
8. Derrick Henry	2018	12
Earl Campbell	1983	12
Eddie George	2002	12

DECEMBER TO REMEMBER

In five games in the month of December 2018, **Derrick Henry's** rushing totals included 97 carries for 625 yards and eight touchdowns. His 625 yards were the most by any NFL player in any calendar month in 2018.

Additionally, Henry authored one of only four calendar months for the franchise since 1970 in which a player rushed for at least 600 yards. **Chris Johnson** (800 rushing yards in November 2009) and **Earl Campbell** (633 in October 1980; 662 in November 1980) were the organization's only other players to accomplish the feat in that timespan.

Henry's December rushing totals included 40 yards against the New York Jets (Dec. 2), a franchise-record 238 yards against the Jacksonville Jaguars (Dec. 6), 170 yards at the New York Giants (Dec. 16), 84 yards against the Washington Redskins (Dec. 22) and 93 yards against the Indianapolis Colts (Dec. 30).

For his efforts, Henry was named AFC Offensive Player of the Month.

Titans/Oilers with 500 rushing yards in any calendar month from 1970-2018 (includes playoffs):

Player	Season	Month	Rushing Yards
1. Chris Johnson	2009	November	800
2. Earl Campbell	1980	November	662
3. Earl Campbell	1980	October	633
4. Derrick Henry	2018	December	625
5. Earl Campbell	1979	September	569
6. Eddie George	2000	October	548
7. Earl Campbell	1979	November	534
8. DeMarco Murray	2016	October	511
9. Earl Campbell	1981	October	510

FIVE CONSECUTIVE GAMES WITH RUSHING TD

Derrick Henry scored at least one rushing touchdown in five consecutive team games from Nov. 3-Dec. 8, 2019. His feat is tied for the longest such streak in franchise history. **DeMarco Murray** (2016) and **Earl Campbell** (twice—1979 and 1983) are the only other franchise players with five consecutive team games with a rushing touchdown.

Henry recorded four consecutive games with a rushing touchdown in 2018.

Most consecutive team games with a rushing touchdown, franchise history:

Player	Season	Consec. Games with a Rushing TD
1. Derrick Henry	2019	5
DeMarco Murray	2016	5
Earl Campbell	1983	5
Earl Campbell	1979	5
5. Derrick Henry	2018	4
LenDale White	2008	4
Eddie George	2000	4
Gary Brown	1993	4
Alonzo Highsmith	1989	4
Earl Campbell	1981	4
Earl Campbell	1979	4

RUSHING YARDS IN A TWO-GAME SPAN

Following a franchise-record 238 rushing yards against the Jacksonville Jaguars on Dec. 6, 2018, **Derrick Henry** then totaled 170 rushing yards at the New York Giants on Dec. 16 to give him a franchise record of 408 rushing yards in a two-game span.

The previous record of 405 rushing yards in two games was set by **Earl Campbell** in 1980, when Campbell posted 203 yards against Tampa Bay (Oct. 19) and 202 yards against Cincinnati (Oct. 26).

Most total rushing yards in two consecutive games, franchise history:

Player	Game 1	Yds	Game 2	Yds	Total
Derrick Henry	12/6/18 vs. Jax	238	12/16/18 at NYG	170	408
Earl Campbell	10/19/80 vs. TB	203	10/26/80 vs. Cin	202	405

RECORD-SETTING NIGHT

On Dec. 6, 2018, **Derrick Henry** had one of the most memorable rushing performances in NFL history on Thursday Night Football. He rushed for a team-record 238 yards and four touchdowns (tied), including a 99-yard touchdown run.

[WATCH: Highlights from Derrick Henry's performance on 12/6/18](#)

Henry's 238 rushing yards set a new franchise record, breaking **Chris Johnson's** mark of 228 yards against the Jaguars on Nov. 1, 2009. It was the highest single-game rushing total in the NFL in 2018 and the league's highest total since **Doug Martin's** 251 rushing yards for the Tampa Bay Buccaneers against the Oakland Raiders on Nov. 4, 2012.

Most rushing yards in a game, franchise history:

Player	Date	Opponent	Rushing Yards
1. Derrick Henry	12/6/18	Jacksonville	238
2. Chris Johnson	11/1/09	Jacksonville	228
3. Eddie George	8/31/97	Oakland	216
Billy Cannon	12/10/61	at New York	216
5. Earl Campbell	11/16/80	at Chicago	203
Earl Campbell	10/19/80	Tampa Bay	203
7. Earl Campbell	10/26/80	Cincinnati	202
8. Eddie George	12/9/99	Oakland	199
Earl Campbell	11/20/78	Miami	199
10. Chris Johnson	9/20/09	Houston	197

In the second quarter, Henry took a handoff from **Marcus Mariota** inside his own one-yard line and raced 99 yards for a touchdown. It was the second 99-yard run in NFL history, tying **Tony Dorsett's** record-set-

ting touchdown run for the Dallas Cowboys against the Minnesota Vikings on Jan. 3, 1983. It was also the team record, topping Johnson's 94-yard touchdown run against the New York Jets on Dec. 17, 2012. The only other runs in franchise history of at least 90 yards were Johnson's 91-yard rush against the Houston Texans on Sept. 20, 2009 and a 91-yarder by Sid Blanks against the Jets on Dec. 13, 1964.

Henry's 99-yard touchdown run tied for the longest scrimmage play in NFL history. It was the 15th such play, including his and Dorsett's runs and 13 passing plays. The last 99-yard scrimmage play before Henry's was New York Giants wide receiver **Victor Cruz's** 99-yard reception from **Eli Manning** against the New York Jets on Dec. 24, 2011.

Longest runs from scrimmage in NFL history:

Player	Team	Date	Opponent	Rushing Yards
1. Derrick Henry	Tennessee	12/6/18	Jacksonville	99t
Tony Dorsett	Dallas	1/3/83	Minnesota	99t
3. Ahman Green	Green Bay	12/28/03	Denver	98t
4. Lamar Miller	Houston	11/26/18	Tennessee	97t
Lamar Miller	Miami	12/28/14	N.Y. Jets	97t
Andy Uram	Green Bay	10/8/39	Chi. Cardinals	97t
Bob Gage	Pittsburgh	12/4/49	Chi. Bears	97t

Henry scored on a three-yard run in the first quarter, a 99-yard run in the second quarter, a 16-yard run in the third quarter, and finally a 54-yard run in the third quarter. He tied the franchise record and became the third player in franchise history to rush for four touchdowns in a game, joining Earl Campbell (against Miami on Nov. 20, 1978) and Lorenzo White (against Cleveland on Dec. 9, 1990).

The only franchise player with more overall touchdowns in a game than Henry was Oilers running back **Billy Cannon**, who had five total touchdowns (three rushing, two receiving) at the New York Titans on Dec. 10, 1961. Henry became the first NFL player with four rushing touchdowns in a game since New England Patriots running back **Jonas Gray** at Indianapolis on Nov. 16, 2014.

Most rushing touchdowns in a game, franchise history:

Player	Date	Opponent	Rushing Touchdowns
1. Derrick Henry	12/6/18	Jacksonville	4
Lorenzo White	12/9/90	Cleveland	4
Earl Campbell	11/20/78	Miami	4
4. (several tied)			3

Additionally, Henry's rushing performance against the Jaguars accomplished the following:

- He became the ninth NFL player since 1975 with at least one 90-yard run and at least one 60-yard reception in his career. The others were **Tony Dorsett**, **Garrison Hearst**, **Tiki Barber**, **Chris Johnson**, **Jamaal**

Charles, **Herschel Walker**, **Warrick Dunn** and **Adrian Peterson**.

- Henry became the seventh NFL player since the 1970 AFL-NFL merger with at least four rushing touchdowns and at least 200 rushing yards in a game, joining **Clinton Portis**, **Barry Sanders**, **Doug Martin**, **Jonas Gray**, **Mike Anderson** and **Corey Dillon**. Henry became the first to accomplish the feat in fewer than 20 carries (17).
- Henry recorded his NFL-high three rushing attempts of at least 70 yards since the beginning of the 2017. **Leonard Fournette** (two) was the only other player with more than one through 14 weeks of the 2018 campaign.
- He matched former Titans running back **Chris Johnson** as the only players in NFL history with a rushing touchdown of at least 90 yards and a rushing touchdown of at least 50 yards in the same game. Johnson accomplished the feat against the Houston Texans on Sept. 20, 2009.
- His 24 points tied for the fourth-highest single-game total in franchise history, trailing only **Billy Cannon** (30 on Dec. 10, 1961), **Rob Bironas** (26 on Oct. 21, 2007) and **George Blanda** (26 on Sept. 18, 1960). **Earl Campbell** (Nov. 20, 1978) and **Lorenzo White** (Dec. 9, 1990) also had 24 points on four touchdowns in a single game.
- His 238 rushing yards and four rushing touchdowns were each the most in any Thursday Night Football game in history.

RUSHING YARDS IN A TITANS PLAYOFF GAME

On Jan. 6, 2018, **Derrick Henry** rushed for 156 yards and one touchdown on 23 carries. His yardage total ranked second in franchise postseason history.

Most single-game rushing yards in franchise postseason history:

Player	Date	Opp	Att	Yds	Avg	TD
1. Eddie George	1/16/00	at Ind	26	162	6.2	1
2. Derrick Henry	1/6/18	at KC	23	156	6.8	1
3. Earl Campbell	12/31/78	at NE	27	118	4.4	1
4. Eddie George	1/8/00	Buf	29	106	3.7	0
5. Eddie George	1/30/00	StL (SB)	28	95	3.4	2

SCRIMMAGE YARDS IN A TITANS PLAYOFF GAME

Derrick Henry's 156 rushing yards and 35 receiving yards in the team's Wild Card playoff victory at Kansas City on Jan. 6, 2018 gave him a franchise-record 191 scrimmage yards. Henry broke a 57-year-old post-season record set on Jan. 1, 1961, when **Billy Cannon** had 178 scrimmage yards against the Los Angeles Chargers.

Most single-game scrimmage yards in franchise postseason history:

Player	Date	Opp	Rush Yards	Rec Yards	Total Yards
1. Derrick Henry	1/6/18	at KC	156	35	191
2. Billy Cannon	1/1/61	LAC	50	128	178
3. Eddie George	1/16/00	at Ind	162	14	176
4. Eddie George	1/7/01	Bal	91	52	143
5. Ernest Givins	12/31/89	at Pit	0	136	136



#33 • RB DION LEWIS

[CLICK FOR COMPLETE BIO](#)



Running back **Dion Lewis** (5-8, 195) is in his eighth NFL season and his second campaign with the Titans in 2019. He was signed as an unrestricted free agent from the New England Patriots on March 16, 2018.

Lewis' 2018 totals included 155 carries for 517 yards and one touchdown. Additionally, he ranked second on the squad with a career-high 59 receptions, and his 400 receiving yards also set a career benchmark and ranked third on the team. His reception total was the third-highest in franchise history by a running back and the most since **Todd McNair's** 60 receptions in 1995.

Lewis spent his first two seasons with the Philadelphia Eagles (2011-12) before stops with the Cleveland Browns (2013), Indianapolis Colts (2014) and Patriots (2015-17). He arrived in Tennessee with 329 career carries for 1,584 yards and 10 touchdowns in 54 games (19 starts), plus 88 receptions for 717 yards and five scores. He also averaged 22.9 yards on 57 career kickoff returns with one touchdown prior to signing with the Titans.

In 2017, Lewis led the Patriots with 896 rushing yards on 180 carries with six touchdowns. In the last eight games of the campaign, he led the NFL with 625 rushing yards. Compared to all running backs with 150 or more rushing attempts, his per-carry average of 4.98 yards led the NFL.

In 2016, Lewis returned from injury to play in seven regular season games with five starts and total 64 rushing attempts for 283 yards and 17 receptions for 94 yards. He helped the Patriots capture the Super Bowl title by playing in all three playoff games with two starts. He contributed in all three phases - rushing 25 times for 79 yards and a touchdown, catching five passes for 33 yards and a touchdown and returning five kickoffs for 162 yards and a touchdown.

Lewis played two seasons at the University of Pittsburgh (2009-10), where he finished fourth on the school's all-time rushing list with 2,860 yards.

The Albany, N.Y., native was originally selected by the Philadelphia Eagles in the fifth round (149th overall) of the 2011 NFL Draft.

2019 Notes:

- **At Cleveland (9/8)**, totaled three carries for seven yards and three receptions for six yards.
- **Against Indianapolis (9/15)**, rushed for nine yards on three attempts and added one reception for five yards.
- **At Jacksonville (9/19)**, totaled three rushing attempts for 13 yards and added one reception for seven yards.
- **At Atlanta (9/29)**, rushed for 16 yards on four attempts and added four yards on four receptions.
- **Against Buffalo (10/6)**, produced 11 yards on two rushing attempts and 19 yards on two receptions.
- **At Denver (10/13)**, caught three passes for 20 yards and lost one yard on one rushing attempt.
- **Against the Los Angeles Chargers (10/20)**, posted two yards on one rushing attempt.
- **Against Tampa Bay (10/27)**, registered a two-yard reception.
- **At Carolina (11/3)**, totaled four rushing attempts for 20 yards and a team-high five receptions for 33 yards. He registered a season-long 15-yard run in the first quarter and a season-long 24-yard reception late in the second quarter.
- **Against Jacksonville (11/24)**, recorded five rushing attempts for 21 yards and added a 24-yard reception. He gained 24 yards on a screen pass to convert a third down in the first quarter.
- **At Indianapolis (12/1)**, caught one pass for nine yards.
- **At Oakland (12/8)**, totaled 26 yards on nine rushing attempts and added a five-yard reception.
- **Against Houston (12/15)**, recorded an 11-yard touchdown reception in the fourth quarter and added three rushing attempts for 10 yards. His touchdown reception was his first of 2019 and gave him seven career touchdown catches.
- **Against New Orleans (12/22)**, recorded his first start of the season and led the team with a season-high 68 rushing yards on 15 attempts, the latter of which also set a season high. His day included a 17-yard rushing attempt in the third quarter. He added a 19-yard reception to finish the contest with 87 scrimmage yards, his highest total since Nov. 5, 2018 at Dallas (122).
- **At Houston (12/29)**, recorded one rushing attempt for seven yards.

Lewis' Career Regular Season Rushing and Receiving Statistics (2011-12 with Philadelphia; 2013 with Cleveland; 2014 with Indianapolis; 2015-17 with New England):

Year	GP	GS	Att	Yds	Avg	Lg	TD	Rec	Yds	Avg	Lg	TD
2011	15	0	23	102	4.4	20	1	1	-3	-3.0	-3	0
2012	9	0	13	69	5.3	17t	1	2	24	12.0	28	0
2013	0	0						Injured Reserve				
2014	0	0	0	0	0	0	0	0	0	0	0	0
2015	7	6	49	234	4.8	13	2	36	388	10.8	40	2
2016	7	5	64	283	4.4	15	0	17	94	5.5	16	0
2017	16	8	180	896	5.0	44	6	32	214	6.7	20	3
2018	16	7	155	517	3.3	36	1	59	400	6.8	37	1
2019	16	1	54	209	3.9	17	0	25	164	6.6	24	1
Totals	86	27	538	2,310	4.29	44	11	172	1,281	7.4	40	7

Lewis' Career Postseason Rushing and Receiving Statistics (2015-17 with New England):

Year	GP	GS	Att	Yds	Avg	Lg	TD	Rec	Yds	Avg	Lg	TD
2015	0	0	0	0	0	0	0	0	0	0	0	0
2016	3	2	25	79	3.2	13	1	5	33	6.6	13t	1
2017	3	3	33	135	4.1	18	0	16	111	6.9	31	0
Totals	6	5	58	214	3.7	18	1	21	144	6.9	31	1

Lewis' Regular Season Single-Game Highs:

Rushing Attempts - 26 vs. N.Y. Jets (12/31/17)
Rushing Yards - 129 vs. Buffalo (12/24/17)
Long Rush - 44 at Buffalo (12/5/17)
Rushing Touchdowns - 1 (11 times, last at Miami 9/9/18)
Receptions - 9 vs. Philadelphia (9/30/18)
Receiving Yards - 98 at Buffalo (9/20/15)
Long Reception - 40 at Buffalo (9/20/15)
Receiving Touchdowns - 1 (Seven times, last vs. Houston, 12/15/19)
Kickoff Returns - 5 at Atlanta (9/18/11)
Kickoff Return Yards - 113 at Atlanta (9/18/11)
Kickoff Return Long - 103t at Denver (11/12/17)
Kickoff Return Touchdowns - 1 at Denver (11/12/17)

Lewis' Playoff Single-Game Highs:

Rushing Attempts - 15 vs. Tennessee (1/13/18)
Rushing Yards - 62 vs. Tennessee (1/13/18)
Long Rush - 18 vs. Jacksonville (1/21/18)
Rushing Touchdowns - 1 vs. Houston (1/14/17)
Receptions - 9 vs. Tennessee (1/13/18)
Receiving Yards - 79 vs. Tennessee (1/13/18)
Long Reception - 31 vs. Tennessee (1/13/18)
Receiving Touchdowns - 1 vs. Houston (1/14/17)
Kickoff Returns - 3 (Twice, last vs. Philadelphia 2/4/18)
Kickoff Return Yards - 124 vs. Houston (1/14/17)
Kickoff Return Long - 98t vs. Houston (1/14/17)
Kickoff Return Touchdowns - 1 vs. Houston (1/14/17)

RECEPTIONS IN A SEASON BY FRANCHISE RBs

Dion Lewis set a career high with 59 receptions in 2018, his first season with the Titans since joining the club as an unrestricted free agent from the New England Patriots. He ranked second on the team in receptions and third in receiving yards (400).

Lewis' 59 catches made up the third-highest total in franchise history by a running back and were the most since **Todd McNair's** 60 receptions in 1995.

Most receptions in a season by a running back, franchise history:

Player	Season	Receptions
1. Butch Woolfolk	1985	80
2. Todd McNair	1995	60
3. Dion Lewis	2018	59
4. Chris Johnson	2011	57
Lorenzo White	1992	57
Fred Willis	1973	57
7. Sid Blanks	1964	56
8. Ode Burrell	1965	55
9. DeMarco Murray	2016	53
10. Eddie George	2000	50
Chris Johnson	2009	50

MORE TITANS RUNNING BACKS

41 - RB/FB KHARI BLASINGAME (6-0, 233, Rookie, Vanderbilt)

- **Khari Blasingame** was signed as a free agent off the Minnesota Vikings' practice squad on Nov. 13, 2019. He originally entered the NFL as a rookie free agent with the Vikings in 2019 and spent the first 10 weeks of his rookie season on the practice squad.
- In a four-year career at Vanderbilt, Blasingame played in 43 games and totaled 997 rushing yards (238 attempts) with 15 touchdowns on the ground. He added 35 receptions for 380 yards and two touchdown grabs.
- During his final season with the Commodores (2018), he played in all 13 games with two starts, rushing for 401 yards and five touchdowns on 96 attempts, while adding 25 receptions for 320 yards and a score.
- He is a native of New Market, Ala., a short distance from the Tennessee-Alabama border and a 2 1/2 hour drive from Nashville.

2019 Notes:

- **Against Jacksonville (11/24)**, recorded his first career game and his first career start after being signed off the practice squad of the Minnesota Vikings on Nov. 13. He contributed one special teams tackle against the Jaguars.
- **At Oakland (12/8)**, totaled 47 receiving yards on a pair of receptions. He notched his first NFL reception in the first quarter, catching a 24-yard pass from Ryan Tannehill. He added a 23-yard reception in the third quarter.
- **At Houston (12/29)**, caught one pass for seven yards and contributed to Derrick Henry's 211 rushing yards.

32 - RB DAVID FLUELLEN (5-11, 224, 3rd Year, Toledo)

- **David Fluellen** has been with the Titans since 2016.
- His 2019 season came to an end after four games, when he was placed on injured reserve on Oct. 4. He appeared in two games but did not record a statistic.
- In 2018, he played in seven games before landing on injured reserve for the remainder of the campaign. His totals included four carries for 16 yards and two special teams tackles.
- In 2017, Fluellen appeared in all 16 games during the regular season. Appearing primarily on special teams, he registered nine special teams tackles and added four carries for 21 yards. He played in both postseason games, contributing one special teams tackle.
- He spent Weeks 10-14 of the 2016 season on the 53-man roster and the rest of the campaign on the practice squad. He was inactive for the three games he spent on the active roster (11/20, 11/27 and 12/1).
- The 5-foot-11 inch, 224-pounder was originally signed by the Philadelphia Eagles as a rookie free agent in 2014. Before spending the 2015 season on the Titans' practice squad, Fluellen also spent time with the Indianapolis Colts.
- A native of Lockport, N.Y., Fluellen finished his collegiate career fourth on Toledo's all-time rushing list with 3,336 yards.



TITANS TIGHT ENDS

No.	Name	Ht	Wt	Exp	College
86	Firkser, Anthony	6-2	246	2	Harvard
85	Pruitt, MyCole	6-2	245	4	Southern Illinois
81	Smith, Jonnu	6-3	248	3	Florida International
82	Walker, Delanie (IR)	6-2	248	14	Central Missouri

#81 • TE JONNU SMITH

[CLICK FOR COMPLETE BIO](#)



Tight end **Jonnu Smith** (6-3, 248) is in his third NFL season in 2019. He was selected by the Titans in the third round (100th overall) of the 2017 NFL Draft.

Smith's 2018 campaign came to a premature end. He suffered a knee injury against the Jacksonville Jaguars on Dec. 6 and was subsequently placed on injured reserve on Dec. 11. Prior to the injury, he played in 13 games with 12 starts and achieved career highs with 20 receptions, 258 receiving yards and three touchdowns. He led the club's tight ends in all three categories at the time of his injury.

During the 2017 regular season, Smith was one of three rookie tight ends to appear in all 16 games (**Gerald Everett** and **David Njoku**) and one of two rookie tight ends with at least 13 starts (**O.J. Howard**). He caught 18 passes for 157 yards and two touchdowns, ranking fifth among all rookie tight end in receptions. He also caught three passes for 19 yards in two postseason games.

Smith concluded his four-year career at Florida International University's all-time leader among tight ends in receptions and receiving yards, totaling 178 receptions for 2,001 yards and 18 touchdowns. On the school's all-time receiving list, regardless of position, Smith finished fourth in receptions, fifth in receiving yards and third in receiving touchdowns.

Smith finished his career registering at least one reception in every game he played. The 43-game streak was the second-longest streak of its kind in school annals.

During his senior campaign, he started 11 games and earned second-team All-Conference USA honors. He registered 42 receptions for 506 yards and four touchdowns.

As a sophomore (2014), led all college tight ends with 61 receptions, 710 receiving yards and eight touchdown catches.

Smith is a native of Philadelphia, Pa.

2019 Notes:

- **At Cleveland (9/8)**, returned to the lineup for the first time since suffering a season-ending injury on Dec. 6, 2018 and had one reception for seven yards. He also recorded his first career rushing attempt, gaining 10 yards for a first down in the second quarter.
- **At Jacksonville (9/19)**, caught two passes for 20 yards, including a 20-yard reception in the third quarter.
- **At Atlanta (9/29)**, registered one catch for five yards.
- **Against Buffalo (10/6)**, caught a screen pass and turned it into a 57-yard reception in the third quarter. The reception was the second-longest catch of his career (61-yard touchdown at Houston, Nov. 26, 2018).
- **At Denver (10/13)**, recorded an eight-yard reception.
- **Against the Los Angeles Chargers (10/20)**, set a new career high with 64 receiving yards on three receptions, topping his previous high of 63 yards at Houston on Nov. 26, 2018. He caught a 24-yard pass from Ryan Tannehill on the offense's first snap of the game, and on a third-and-14 in the third quarter, he took a short pass and went 35 yards for a first down.
- **Against Tampa Bay (10/27)**, totaled 78 yards and a touchdown on six receptions, setting a career high in receiving yards for the second consecutive week. His six receptions matched his career high. In the first quarter, he caught a five-yard touchdown pass from Ryan Tannehill to notch his sixth career touchdown catch. He also registered a 26-yard reception in

the second quarter and a 20-yard catch in the fourth quarter.

- **At Carolina (11/3)**, caught three passes for 18 yards.
- **Against Kansas City (11/10)**, led the team with four receptions and totaled 30 receiving yards. He surpassed his career season highs in both receptions (20 in 2018) and receiving yards (258 in 2018).
- **Against Jacksonville (11/24)**, recorded four yards on a rushing attempt.
- **At Indianapolis (12/1)**, posted two receptions (no yards).
- **At Oakland (12/8)**, totaled three receptions for 29 yards and one touchdown. He recorded a 17-yard touchdown reception on a pass from Ryan Tannehill in the fourth quarter to give him two touchdowns in 2019.
- **Against Houston (12/15)**, caught five passes for 60 yards and added a 57-yard rushing attempt. His 117 scrimmage yards were the most of his career, topping his previous career high of 78 scrimmage yards against the Tampa Bay Buccaneers on Oct. 27, 2019. His 57-yard rushing attempt came on the first play of the fourth quarter and helped lead to a touchdown. It was the longest rushing attempt by an NFL tight end since New York Jets tight end Rich Caster was credited with a 60-yarder against the Washington Redskins on Dec. 5, 1976. Smith caught passes on three consecutive plays in the fourth quarter, including a 23-yard reception. He had a 17-yarder earlier in the fourth quarter.
- **Against New Orleans (12/22)**, totaled 63 yards and one touchdown on three catches. His yardage total tied for the third-highest number of his career. In the first quarter, he took a pass from Ryan Tannehill 41 yards for his third-longest career reception and his second-longest career touchdown catch. He tied his career high with his third touchdown reception of the season.
- **At Houston (12/29)**, recorded a seven-yard rushing attempt.

Smith's Career Regular Season Statistics:

Year	GP	GS	Rec	Yds	Avg	Lg	TD
2017	16	13	18	157	8.7	32t	2
2018	13	12	20	258	12.9	61t	3
2019	16	14	35	439	12.5	57	3
Totals	45	39	73	854	11.7	61	8

Smith's Career Postseason Statistics:

Year	GP	GS	Rec	Yds	Avg	Lg	TD
2017	2	1	3	19	6.3	10	0

Smith's NFL Regular Season Single-Game Highs:

- Receptions** - 6 (Twice, last vs. Tampa Bay, 10/27/19)
- Receiving Yards** - 78 vs. Tampa Bay (10/27/19)
- Long Reception** - 61t at Houston (11/26/18)
- Touchdowns** - 1 (eight times, last vs. New Orleans, 12/22/19)

Smith's NFL Playoff Single-Game Highs:

- Receptions** - 2 at Kansas City (1/6/18)
- Receiving Yards** - 15 at Kansas City (1/6/18)
- Long Reception** - 10 at Kansas City (1/6/18)



YARDS AFTER CATCH

Tight end **Jonnu Smith** emerged in 2019 as one of the team's top playmakers and one of the NFL's most capable tight ends in production after the catch. He had 35 receptions for 439 yards during the season, and according to Sportradar, 273 of his receiving yards came after the catch—an average of 7.8 yards after each reception.

Among all qualifying NFL tight ends in 2019 (minimum 32 receptions), Smith's 7.8 average yards after catch ranked second. Only Denver Broncos first-round pick **Noah Fant** (8.3) averaged more YAC than Smith.

Per Sportradar, tight ends with the highest average yards after catch per reception in 2019 (minimum 32 receptions):

Player	Team	Rec	Rec Yds	YAC	Avg YAC
1. Noah Fant	Denver Broncos	40	562	330	8.3
2. Jonnu Smith	Tennessee Titans	35	439	273	7.8
3. George Kittle	San Francisco 49ers	85	1,053	599	7.0
4. Jordan Akins	Houston Texans	36	418	246	6.8
5. Darren Waller	Oakland Raiders	90	1,145	570	6.3
T.J. Hockenson	Detroit Lions	32	367	200	6.3
7. Jimmy Graham	Green Bay Packers	38	447	226	5.9
Jared Cook	New Orleans Saints	43	705	254	5.9
9. Tyler Higbee	Los Angeles Rams	69	734	396	5.7
Evan Engram	New York Giants	44	467	252	5.7

SMITH EXCEEDS 600 SNAPS

A year after leading all rookie tight ends with 13 starts in 2017, **Jonnu Smith** continued to see a high rate of offensive snaps in 2018, his second NFL season.

Despite spending the final three contests on injured reserve, he participated in 609 total offensive snaps in 2018 (including penalized plays), a total that ranked fourth among all tight ends in their rookie, first-year or second-year seasons. The only three such tight ends with more offensive snaps than Smith were San Francisco's **George Kittle** (925), Cleveland's **David Njoku** (863) and the New York Jets' **Christopher Herndon** (624).

Smith's offensive play total ranked third among all non-linemen on the Titans. Only wide receiver **Corey Davis** (870) and quarterback **Marcus Mariota** (773) had more.

Most offensive snaps in 2018 among rookie, first-year and second-year tight ends (includes offensive plays called back due to penalty):

Player	Team	Offensive Snaps
1. George Kittle	San Francisco 49ers	925
2. David Njoku	Cleveland Browns	863
3. Christopher Herndon	New York Jets	624
4. Jonnu Smith	Tennessee Titans	609
5. Ricky Seals-Jones	Arizona Cardinals	535
6. Ian Thomas	Carolina Panthers	526
7. Dallas Goedert	Philadelphia Eagles	520
8. Evan Engram	New York Giants	471
9. Jordan Thomas	Houston Texans	470
10. O.J. Howard	Tampa Bay Buccaneers	433

STARTS BY ROOKIE TIGHT ENDS

In 2017, **Jonnu Smith** started 13 games as a rookie. Since 2000, he became only the fifth NFL rookie tight end drafted in the third round or later to record at least 13 starts, joining **Randy McMichael** (16 starts in 2002), **Dwayne Allen** (16 in 2012), **Tony Moeaki** (15 in 2010) and **Eric Johnson** (14 in 2001).

Most starts by a rookie tight end drafted in the third round or later, 2000–2017:

Rookie TE	Team	Season	Draft Round	Starts
1. Randy McMichael	Miami	2002	4th Round	16
Dwayne Allen	Indianapolis	2012	3rd Round	16
3. Tony Moeaki	Kansas City	2010	3rd Round	15
4. Eric Johnson	San Francisco	2001	7th Round	14
5. Jonnu Smith	Tennessee	2017	3rd Round	13
6. Shawn Nelson	Buffalo	2009	4th Round	12
Owen Daniels	Houston	2006	4th Round	12
8. Casey Fitzsimmons	Detroit	2003	Undrafted	11
Antonio Gates	San Diego	2003	Undrafted	11
10. Alex Smith	Tampa Bay	2005	3rd Round	10
Matt Schobel	Cincinnati	2002	3rd Round	10

#82 • TE DELANIE WALKER

[CLICK FOR COMPLETE BIO](#)



Tight end **Delanie Walker** (6-0, 248) is in his 14th NFL season and his seventh campaign with the Titans in 2018. He was signed as an unrestricted free agent on March 14, 2013 after spending the first seven years of his career with the San Francisco 49ers.

Walker finished each of the 2018 and 2019 seasons on injured reserve. In 2019, he was placed on injured reserve with an ankle injury on Nov. 27 after appearing in seven games (four starts). He caught 21 passes for 215 yards and two touchdowns.

His 2018 season came to an end on Sept. 10 after he was placed on injured reserve due to a leg injury he suffered in the season opener at Miami the previous day.

In Walker's time with the Titans, he has put his name among the top players in franchise history at his position. Through 2019, his 381 receptions and 4,423 receiving yards ranked second in franchise history among tight ends behind only **Frank Wycheck** (482 for 4,958). Walker's 28 touchdown receptions set the organization's benchmark for tight ends, surpassing Wycheck (27).

From 2013–2017, Walker totaled 356 receptions for 4,156 yards and 26 touchdowns. In those five seasons, no NFL tight end totaled more receptions than Walker.

Walker posted at least 60 receptions in each of his first five seasons in Tennessee. Prior to his arrival, Wycheck was the only Titans/Oilers tight end to reach the plateau in a single campaign. Walker also recorded the top four single-season receiving yardage totals in franchise history among tight ends from 2014–2017.

Walker and Kansas City's Travis Kelce were the NFL's only tight ends to post at least 800 receiving yards every season from 2014–2017.

In 2017, Walker was named to his third consecutive Pro Bowl after leading the club with 74 receptions and 807 receiving yards. His three touchdown catches ranked second on the squad. Among all NFL tight ends, his reception total tied for third place, and his yardage total ranked fourth.

In 2016, Walker tied for the team lead with 65 catches for 800 yards and a career-high seven touchdowns, and he was named to his second consecutive Pro Bowl. He ranked sixth in receiving yards among NFL tight ends, and he was second in the AFC behind only Kansas City's **Travis Kelce**. Also among tight ends, his reception total tied for eighth in the NFL, and his touchdown total tied for third.

In 2015, Walker set new team records among tight ends with 94 receptions and 1,088 receiving yards. He broke his own receiving yardage record (890 in 2014) and Wycheck's reception record (70 in 1998 and 2000) for franchise tight ends. On the team's all-time single-season receptions list, regardless of position, Walker tied wide receiver **Kendall Wright** (94 receptions in 2013) for the fifth-highest total. Walker's 94 receptions tied **Jason Witten** (94 catches in 2009 and 2010) for the 10th–highest total in

NFL history by a tight end.

In 2014, Walker's team-leading 890 receiving yards set a then-career high and set a new standard among Titans/Oilers tight ends, eclipsing Wycheck's 768 receiving yards in 1998. Walker's 63 receptions in 2014 at the time also led the team, set a career high, and tied for fourth in team annals.

Appearing in 15 games with 11 starts in 2013, he totaled 60 receptions for 571 yards and six touchdowns. He set then-career highs in all three categories. Also, he became the only tight end in franchise history other than Wycheck to reach 60 receptions in a single season. Wycheck accomplished the feat five times from 1997 through 2001, including 70 receptions in both 1998 and 2000 to establish the record for Titans/Oilers tight ends. Walker's six touchdown receptions tied for fourth place in franchise history among tight ends and were the most since Wycheck's six in 1996.

Prior to his arrival in Tennessee, the former sixth-round pick appeared in 99 career regular-season games with the 49ers (40 starts) and totaled 123 receptions for 1,465 yards (11.9 avg.) and eight touchdowns. A regular contributor on special teams, Walker posted 61 special teams tackles as well as 31 kickoff returns for 528 yards during his time in San Francisco.

In 2012, Walker played an integral role in the 49ers' second consecutive playoff season, as he teamed with Vernon Davis to form one of the NFL's top tight-end duos. He saw action in all 16 regular-season games (four starts) and set a career high with 344 yards and three touchdowns (matched career high) on 21 receptions. His average of 16.4 yards per catch was the highest among all NFL tight ends with 20 or more catches.

During the 2012 playoffs, he appeared in all three games and started in Super Bowl XLVII. In the Super Bowl, he recorded three receptions for 48 yards.

Walker was a sixth-round pick in the 2006 NFL Draft. As a rookie, he appeared in only seven games with one start. Then, in 2007, he played in all 16 contests and set a career high with 10 starts. It began a string of six seasons (2007–12) during which he missed a total of four games. In 2010, he set his career high with 29 receptions.

A native of Pomona, Calif., Walker spent two seasons (2002–03) at Mt. San Antonio (Calif.) Community College before joining the University of Central Missouri Mules for his final two collegiate campaigns (2004–05). As a wide receiver at Central Missouri, he caught 113 passes for 1,347 yards in 20 games. The 49ers selected him with the 175th overall pick in the 2006 NFL Draft.

2019 Notes:

- **At Cleveland (9/8)**, returned to the field for a regular season game 364 days after suffering a season-ending injury in the 2018 season opener at Miami (Sept. 9, 2018). He totaled a team-high five receptions for 55 yards and two touchdowns. He scored on an 11-yard touchdown pass from Marcus Mariota in the fourth quarter, and on the next drive, he scored on a seven-yard pass from Mariota. His two touchdown passes tied his career high, marking the third time in his career he accomplished the feat. With two touchdown receptions—his 27th and 28th with the franchise—Walker surpassed Frank Wycheck (27 touchdown receptions) for the most in franchise history among tight ends. He also tied former wide receiver Nate Washington (28) for eighth place on the franchise's all-time touchdown receptions list.
- **Against Indianapolis (9/15)**, led the team with four receptions and 39 receiving yards.
- **At Jacksonville (9/19)**, accumulated 64 yards on a team-high seven receptions. It was his third consecutive game to lead the team in receptions to begin the 2019 campaign. His totals included a 29-yard catch in the fourth quarter.
- **At Atlanta (9/29)**, on a three-yard reception in the first quarter, recorded the 500th reception of his career. He became the 16th tight end in NFL history to reach 500. He also joined Jason Witten, Greg Olsen, Jimmy Graham, Vernon Davis and Ben Watson as the only active NFL tight ends to reach 500 career receptions.
- **Against Buffalo (10/6)**, recorded a 10-yard reception.
- **At Denver (10/13)**, recorded his 100th career start and caught three passes for 43 yards. He extended his streak to 83 consecutive games played in a Titans uniform with a reception to pass Ernest Givins (82) and Charlie Hennigan (82) for second place in franchise history behind only Frank Wycheck (99).
- **Against the Los Angeles Chargers (10/20)**, played but did not tally a reception, ending the franchise's second-longest all-time streak of consecutive games played with a reception. Walker's streak spanned 83 games, second only to Frank Wycheck (99).
- **Against Tampa Bay (10/27)**, at Carolina (11/3), against Kansas City (11/10) and against Jacksonville (11/24), he was inactive with an ankle

injury.

➤ Placed on injured reserve on Nov. 27.

Walker's Career Regular Season Statistics:

Year	Team	GP	GS	Rec	Yds	Avg	Lg	TD
2006	SF	7	1	2	30	15.0	29	0
2007	SF	16	10	21	174	8.3	26	1
2008	SF	15	2	10	155	15.5	53	1
2009	SF	16	8	21	233	11.1	39	0
2010	SF	14	8	29	331	11.4	38	0
2011	SF	15	7	19	198	10.4	29t	3
2012	SF	16	4	21	344	16.4	45	3
2013	Ten	15	11	60	571	9.5	33	6
2014	Ten	15	14	63	890	14.1	68	4
2015	Ten	15	10	94	1,088	11.6	61t	6
2016	Ten	15	10	65	800	12.3	47	7
2017	Ten	16	11	74	807	10.9	42	3
2018	Ten	1	1	4	52	13.0	16	0
2019	Ten	7	4	21	215	10.2	29	2
Totals		183	100	504	5,888	11.7	68	36

Walker's Career Postseason Statistics:

Year	Team	GP	GS	Rec	Yds	Avg	Lg	TD
2011	SF	1	1	2	36	18.0	29	0
2012	SF	3	1	5	85	17.0	28	0
2017	Ten	2	2	9	123	13.7	36	0
Totals		6	4	16	244	15.3	36	0

Walker's Regular Season Single-Game Highs:**Receptions** - 10 (Twice, last vs. Dallas 9/14/14)**Receiving Yards** - 155 at Philadelphia (11/23/14)**Long Reception** - 68 at Philadelphia (11/23/14)**Touchdowns** - 2 (Three times, last at Cleveland, 9/8/19)**Walker's Playoff Single-Game Highs:****Receptions** - 6 at Kansas City (1/6/18)**Receiving Yards** - 74 at Kansas City (1/6/18)**Long Reception** - 36 at New England (1/13/18)**CONSECUTIVE GAMES WITH A RECEPTION**

Delanie Walker caught at least one pass in every game for a streak of 83 consecutive games—every contest in which he participated from the time he joined the Titans in 2013 through Oct. 13, 2019.

He moved past **Ernest Givins** (82 games from 1988–1993) and **Charlie Hennigan** (82 games from 1960–1966) for second place in franchise history.

Walker's streak was longer than all others in team annals besides tight end **Frank Wycheck's** 99 consecutive games with a reception from 1996–2002.

Most consecutive individual games played with a pass reception, franchise history:

Player	Seasons	Games
1. Frank Wycheck	1996–2002	99
2. Delanie Walker	2013–2019	83
3. Ernest Givins	1988–1993	82
Charlie Hennigan	1960–1966	82
5. Ken Burrough	1971–1978	80
6. Drew Hill	1986–1991	76
7. Nate Washington	2009–2013	71
8. Kendall Wright	2012–2016	63
9. Bob McLeod	1961–1966	58
10. Charley Frazier	1962–1968	55

Walker's streak of consecutive NFL games with a reception was even longer than his Titans streak. He began his career with the San Francisco 49ers (2006–2012), and he finished his time in San Francisco with at least one reception in his final seven games.

His streak of 90 consecutive NFL games with a reception led all NFL tight ends and ranked sixth overall in the NFL at the time it came to an end.

FRANCHISE RECEIVING LIST

Among all players in franchise history, tight end **Delanie Walker** ranks eighth in career receptions, ninth in receiving yards and eighth in touchdown receptions.

Most career receptions in franchise history:

Player (Position)	Seasons	Receptions
1. Ernest Givins (WR)	1986-1994	542
2. Haywood Jeffires (WR)	1987-1995	515
3. Frank Wycheck (TE)	1995-2003	482
4. Drew Hill (WR)	1985-1991	480
5. Derrick Mason (WR)	1997-2004	453
6. Charlie Hennigan (WR)	1960-1966	410
7. Ken Burrough (WR)	1971-1981	408
8. Delanie Walker (TE)	2013-2019	381
9. Curtis Duncan (WR)	1987-1993	322
10. Nate Washington (WR)	2009-2014	307

Most career receiving yards in franchise history:

Player (Position)	Seasons	Rec Yards
1. Ernest Givins (WR)	1986-1994	7,935
2. Drew Hill (WR)	1985-1991	7,477
3. Ken Burrough (WR)	1971-1981	6,906
4. Charlie Hennigan (WR)	1960-1966	6,823
5. Haywood Jeffires (WR)	1987-1995	6,119
6. Derrick Mason (WR)	1997-2004	6,114
7. Frank Wycheck (TE)	1995-2003	4,958
8. Nate Washington (WR)	2009-2014	4,591
9. Delanie Walker (TE)	2013-2019	4,423
10. Drew Bennett (WR)	2001-2006	4,033

Most career receiving touchdowns in franchise history:

Player (Position)	Seasons	Rec TDs
1. Charlie Hennigan (WR)	1960-1966	51
2. Ken Burrough (WR)	1971-1981	47
Haywood Jeffires (WR)	1987-1995	47
Drew Hill (WR)	1985-1991	47
5. Ernest Givins (WR)	1986-1994	46
6. Derrick Mason (WR)	1997-2004	37
7. Bill Groman (WR)	1960-1962	32
8. Delanie Walker (TE)	2013-2019	28
Nate Washington (WR)	2009-2014	28
10. Frank Wycheck (TE)	1995-2003	27



CAREER CATCHES BY FRANCHISE TIGHT ENDS

On Nov. 13, 2016, **Delanie Walker** moved into second place on the team's all-time receptions list among tight ends.

Walker, who was signed as an unrestricted free agent in 2013, trails only former tight end **Frank Wycheck** (482) on the club's tight ends list.

Most career receptions by a tight end in franchise history:

Player	Seasons	Rec	Yds	Avg	Lg	TD
1. Frank Wycheck	1995-2003	482	4,958	10.3	42	27
2. Delanie Walker	2013-2019	381	4,423	11.6	68	28
3. Bo Scaife	2005-2010	251	2,383	9.5	44	12
4. Alvin Reed	1967-1972	199	2,818	14.2	60	11
5. Erron Kinney	2000-2005	178	1,750	9.8	31	10
6. Willard Dewveall	1961-1964	141	2,080	14.8	98t	19
7. Mike Barber	1976-1981	140	1,886	13.5	79t	13
8. Jared Cook	2009-2012	131	1,717	13.1	80t	8
9. Bob McLeod	1961-1966	126	1,926	15.3	55	19
10. Jamie Williams	1984-1988	121	1,420	11.7	33	8

TIGHT ENDS IN 2017

In 2017, **Delanie Walker** led the Titans with 74 receptions and 807 receiving yards. Among all tight ends, his reception total was eclipsed by only that of **Travis Kelce** (83) and **Jack Doyle** (80), and his yardage total ranked fourth behind **Rob Gronkowski** (1,084), Kelce (1,038) and **Zach Ertz** (824).

Most receptions by tight ends in 2017:

Tight End	Team	Receptions
1. Travis Kelce	Kansas City	83
2. Jack Doyle	Indianapolis	80
3. Delanie Walker	Tennessee	74
Zach Ertz	Philadelphia	74
5. Rob Gronkowski	New England	69
6. Evan Engram	NY Giants	64
7. Jason Witten	Dallas	63
8. Benjamin Watson	Baltimore	61
9. Jimmy Graham	Seattle	57
Kyle Rudolph	Minnesota	57

Most receiving yards by tight ends in 2017:

Tight End	Team	Receiving Yards
1. Rob Gronkowski	New England	1,084
2. Travis Kelce	Kansas City	1,038
3. Zach Ertz	Philadelphia	824
4. Delanie Walker	Tennessee	807
5. Evan Engram	NY Giants	722
6. Jack Doyle	Indianapolis	690
7. Jared Cook	Oakland	688
8. Vernon Davis	Washington	648
9. Cameron Brate	Tampa Bay	591
10. Hunter Henry	LA Chargers	579

CAREER RECEIVING BY ACTIVE TIGHT ENDS

Delanie Walker entered the 2019 campaign with 5,673 receiving yards. Among all active NFL tight ends entering the season, only **Jason Witten**, **Greg Olsen**, **Vernon Davis** and **Jimmy Graham** had more career receiving yards than Walker.

Walker also ranked fifth among active tight ends in career receptions entering the 2019 season.

Walker missed all but one game of the 2018 season due to an injury and was limited to seven games in 2019 before landing on injured reserve.

Most career receiving yards among active NFL tight ends:

Tight End	Receiving Yards
1. Jason Witten	12,977
2. Greg Olsen	8,444
3. Jimmy Graham	7,883
4. Vernon Davis	7,562
5. Travis Kelce	6,465
6. Jared Cook	6,169
7. Benjamin Watson	6,058
8. Delanie Walker	5,888
9. Zach Ertz	5,743
10. Marcedes Lewis	4,697

Most career receptions among active NFL tight ends:

Tight End	Receptions
1. Jason Witten	1,215
2. Greg Olsen	718
3. Jimmy Graham	649
4. Vernon Davis	583
5. Benjamin Watson	547
6. Zach Ertz	525
7. Travis Kelce	507
8. Delanie Walker	504
9. Jared Cook	468
10. Kyle Rudolph	425

50-CATCH SEASONS, FRANCHISE HISTORY

Delanie Walker recorded his fifth consecutive campaign with at least 50 catches in 2017. He became the sixth player in franchise history to record 50 receptions in at least five different seasons. Only four previous Oilers/Titans did so in five consecutive seasons.

Walker joined the Titans as a free agent in 2013. Since then, he has posted season totals of 60 (2013), 63 (2014), 94 (2015) and 65 (2016) receptions.

Most consecutive seasons with 50 or more receptions, franchise history:

Player (Pos)	Years	Consecutive Seasons
1. Ernest Givins (WR)	1986-1993	8
2. Frank Wycheck (TE)	1996-2001	6
Haywood Jeffires (WR)	1990-1995	6
4. Delanie Walker (TE)	2013-2017	5
Derrick Mason (WR)	2000-2004	5
6. Charlie Hennigan (WR)	1961-1964	4

Most total seasons with 50 or more receptions, franchise history:

Player (Pos)	Years	Total Seasons
1. Ernest Givins (WR)	1986-1993	8
2. Frank Wycheck (TE)	1996-2001	6
Haywood Jeffires (WR)	1990-1995	6
Drew Hill (WR)	1985-1986; 1988-1991	6
5. Delanie Walker (TE)	2013-2017	5
Derrick Mason (WR)	2000-2004	5
7. Charlie Hennigan (WR)	1961-1964	4

TIGHT END RECEPTIONS, 2013-17

Delanie Walker joined the Titans in 2013 as an unrestricted free agent from the San Francisco 49ers. For his first five seasons with the team (2013-17), no NFL tight end had more receptions than Walker.

Most receptions among tight ends, 2013–2017:

Tight End	Receptions	Rec Yards
1. Delanie Walker	356	4,156
2. Jason Witten	346	3,500
3. Jimmy Graham	341	4,152
4. Greg Olsen	331	4,192
5. Zach Ertz	321	3,664
6. Travis Kelce	307	3,900
7. Martellus Bennett	293	3,101
8. Rob Gronkowski	287	4,516
9. Antonio Gates	285	3,187
10. Charles Clay	284	3,002

RECEPTIONS OF 25+ YARDS, 2014-17

From the start of the 2014 campaign through 2017, **Delanie Walker** ranked third in the NFL among tight ends with 27 receptions of 25 yards or longer. Only New England's **Rob Gronkowski** and Kansas City's **Travis Kelce** had more.

Tight ends with the most receptions of 25 yards or longer, 2014–2017:

Tight End	Total Receptions	Receptions of 25+ Yards
1. Rob Gronkowski	248	48
2. Travis Kelce	307	30
3. Delanie Walker	296	27
4. Greg Olsen	258	22
5. Coby Fleener	177	21
6. Jared Cook	175	20
Jimmy Graham	255	20
8. Vernon Davis	151	19
9. Martellus Bennett	228	17
Charles Clay	215	17

SECOND FASTEST TO 300 RECEPTIONS

On Oct. 1, 2017 at Houston, **Delanie Walker** became the 10th player in franchise history to record at least 300 receptions with the club. Walker reached the milestone in his 64th game with the team. Of the 10 members of the franchise's 300-catch club, he was the second-fastest to the mark and the fastest in half a century. Former Oilers receiver **Charlie Hennigan**, who played from 1960–1966, needed only 56 games to get to 300 receptions.

Games needed to reach 300 receptions with the Titans/Oilers:

Player	Seasons with Club	Games to Reach 300 Receptions
1. Charlie Hennigan	1960–1966	56
2. Delanie Walker	2013–2017	64
3. Haywood Jeffires	1987–1995	70
4. Drew Hill	1985–1991	72
5. Ernest Givins	1986–1994	74
6. Frank Wycheck	1995–2003	82
7. Nate Washington	2009–2014	92
8. Curtis Duncan	1987–1993	96
Derrick Mason	1997–2004	96
10. Ken Burrough	1971–1981	104

SEASON REC YARDS BY FRANCHISE TIGHT ENDS

With 1,088 receiving yards in 2015, **Delanie Walker** broke his own single-season franchise record for receiving yards by a tight end, topping his 2014 total of 890 yards.

Prior to 2014, **Frank Wycheck** held the mark with 768 receiving yards in 1998.

Including 2017, Walker now owns the top four single-season receiving yardage totals in franchise history among tight ends.

Most single-season receiving yards by Titans/Oilers tight ends:

Player	Season	Rec	Yards	Avg	Lg	TD
1. Delanie Walker	2015	94	1,088	11.6	61t	6
2. Delanie Walker	2014	63	890	14.1	68	4
3. Delanie Walker	2017	74	807	10.9	42	3
4. Delanie Walker	2016	65	800	12.3	47	7
5. Frank Wycheck	1998	70	768	11.0	38	2
6. Jared Cook	2011	49	759	15.5	80t	3
7. Willard Dewveall	1963	58	752	13.0	35	7
8. Frank Wycheck	1997	63	748	11.9	42	4
9. Alvin Reed	1968	46	747	16.2	60	5
10. Mike Barber	1980	59	712	12.1	79t	5

RECEPTIONS IN A SEASON, TEAM HISTORY

Delanie Walker's 94 receptions in 2015 tied wide receiver **Kendall Wright** (94 receptions in 2013) for the fifth-highest total in franchise history. The only players with more were **Charlie Hennigan** (101 in 1964), **Haywood Jeffires** (100 in 1991) and **Derrick Mason** (96 in 2004 and 95 in 2003).

Most single-season receptions by a Titans/Oilers player:

Player	Season	Rec	Yards	Avg	Lg	TD
1. Charlie Hennigan	1964	101	1,546	15.3	53	8
2. Haywood Jeffires	1991	100	1,181	11.8	44	7
3. Derrick Mason	2004	96	1,168	12.2	37t	7
4. Derrick Mason	2003	95	1,303	13.7	50t	8
5. Delanie Walker	2015	94	1,088	11.6	61t	6
Kendall Wright	2013	94	1,079	11.5	45	2
7. Drew Hill	1991	90	1,109	12.3	61t	4
Haywood Jeffires	1992	90	913	10.1	47	9
9. Tim Smith	1983	83	1,176	14.2	47t	6
10. Curtis Duncan	1992	82	954	11.6	72	1
Charley Hennigan	1961	82	1,746	21.3	80	12



SEASON RECEPTIONS, FRANCHISE TIGHT ENDS

At the New York Jets on Dec. 13, 2015, **Delanie Walker** set a new standard for franchise tight ends. On his 71st reception of the season, he broke **Frank Wycheck's** franchise record for the most receptions in a season by a tight end. Walker eventually finished the season with 94 receptions.

Walker owns five of the top 10 single-season reception totals among franchise tight ends.

Most single-season receptions by Titans/Oilers tight ends:

Player	Season	Rec	Yards	Avg	Lg	TD
1. Delanie Walker	2015	94	1,088	11.6	61t	6
2. Delanie Walker	2017	74	807	10.9	42	3
3. Frank Wycheck	1998	70	768	11.0	38	2
Frank Wycheck	2000	70	636	9.1	26	4
5. Frank Wycheck	1999	69	641	9.3	35	2
6. Delanie Walker	2016	65	800	12.3	47	7
7. Delanie Walker	2014	63	890	14.1	68	4
Frank Wycheck	1997	63	748	11.9	42	4
9. Frank Wycheck	2001	60	672	11.2	30	4
Delanie Walker	2013	60	571	9.5	33	6

SEASON RECEPTIONS BY NFL TIGHT ENDS

In 2015, Titans tight end **Delanie Walker** set a new standard for franchise tight ends, accumulating 94 receptions.

Additionally, Walker became the ninth tight end in NFL history to reach 90 catches in a season. Previously, eight tight ends in history produced 16 total 90-catch seasons. **Tony Gonzalez** (five), **Jason Witten** (four) and **Todd Christensen** (two) all have multiple 90-reception campaigns. **Dallas Clark**, **Jimmy Graham**, **Ben Coates**, **Martellus Bennett** and **Rob Gronkowski** are the others to reach the mark.

At the time, Walker's 94 catches in a season put him in a tie for the 10th-most in NFL history, equaling Witten's 2009 and 2010 numbers.

Most single-season receptions by a tight end in NFL history through 2015:

Player	Year/Team	Rec	Yds	Avg	Lg	TD
1. Jason Witten	2012 Dal	110	1,039	9.4	36	3
2. Tony Gonzalez	2004 KC	102	1,258	12.3	32	7
3. Dallas Clark	2009 Ind	100	1,106	11.1	80t	10
4. Tony Gonzalez	2007 KC	99	1,172	11.8	31	5
Jimmy Graham	2011 NO	99	1,310	13.2	59	11
6. Ben Coates	1994 NE	96	1,174	12.2	62t	7
Tony Gonzalez	2008 KC	96	1,058	11.0	35	10
Jason Witten	2007 Dal	96	1,145	11.9	53	7
9. Todd Christensen	1986 LA Raiders	95	1,153	12.1	35	8
10. Delanie Walker	2015 Ten	94	1,088	11.6	61t	6
Jason Witten	2009 Dal	94	1,030	11.0	69	2
Jason Witten	2010 Dal	94	1,002	10.7	33	9
13. Tony Gonzalez	2000 KC	93	1,203	12.9	39	9
Tony Gonzalez	2012 Atl	93	930	10.0	25	8
15. Todd Christensen	1983 LA Raiders	92	1,247	13.6	45	12
16. Martellus Bennett	2014 Chi	90	916	10.2	37	6
Rob Gronkowski	2011 NE	90	1,327	14.7	52t	17

RECEPTIONS BY NFL TIGHT ENDS IN 2015

In 2015, **Delanie Walker** ranked first in receptions among all NFL tight ends.

Most receptions among NFL tight ends in 2015:

Tight End	Team	Receptions
1. Delanie Walker	Ten	94
2. Jordan Reed	Was	87
3. Gary Barnidge	Cle	79
4. Greg Olsen	Car	77
Jason Witten	Dal	77
6. Zach Ertz	Phi	75
7. Benjamin Watson	NO	74
8. Rob Gronkowski	NE	72
Travis Kelce	KC	72
10. Heath Miller	Pit	60

WALKER'S CAREER 100-YARD RECEIVING GAMES

Date	Opp	No.	Yds.	Avg.	Lg	TD
11/23/14	at Philadelphia	5	155	31.0	68	0
9/14/14	Dallas	10	142	14.2	61t	1
11/13/16	Green Bay	9	124	13.8	41	1
11/19/15	at Jacksonville	8	109	13.6	29	0

★ ★ ★

TWO-YEAR YARDAGE TOTALS

Delanie Walker's receiving yardage total from 2014–2015 was the highest two-year total in franchise history by a tight end. Walker topped **Frank Wycheck's** stretch from 1997–1998, when he accumulated 1,516 receiving yards.

Most receiving yards in a two-year span by Titans/Oilers tight ends:

Tight End	Seasons	Two-Year Rec Yards Total
1. Delanie Walker	2014-15	1,978
2. Delanie Walker	2015-16	1,888
3. Delanie Walker	2016-17	1,607
4. Delanie Walker	2013-14	1,461
5. Frank Wycheck	1997-98	1,516
6. Alvin Reed	1968-69	1,411
7. Frank Wycheck	1998-99	1,409
8. Willard Dewveall	1962-63	1,328
9. Frank Wycheck	2000-01	1,308
10. Willard Dewveall	1963-64	1,304

TD RECEPTIONS BY FRANCHISE TIGHT ENDS

In 2016, **Delanie Walker** set his career high with seven touchdown receptions in a season, topping his previous high total of six touchdowns in 2013, which he later matched in 2015.

Walker's seven touchdown receptions in 2016 are the most by a Titans/Oilers tight end since Pro Football Hall of Famer **Dave Casper's** eight touchdown catches in 1981. Walker tied **Willard Dewveall** (seven in 1963) for the third-highest total in franchise history among tight ends.

Most single-season touchdown receptions by a tight end in franchise history (1960–present):

Tight End	Year	Touchdown Receptions
1. Dave Casper	1981	8
Willie Frazier	1965	8
3. Delanie Walker	2016	7
Willard Dewveall	1963	7
5. Delanie Walker	2015	6
Delanie Walker	2013	6
Frank Wycheck	1996	6
Dave Casper	1982	6
Bob McLeod	1962	6
10. Mike Barber	1980	5
Rich Caster	1978	5
Alvin Reed	1968	5
Bob McLeod	1963	5
Willard Dewveall	1962	5

RECEIVING YARDS BY TIGHT ENDS IN 2014

Titans tight end **Delanie Walker** ranked fourth among all NFL tight ends in 2014 in receiving yards. His receiving average (14.1) was the second-highest among all qualifying tight ends, trailing only **Coby Fleener** (15.2).

Most receiving yards among NFL tight ends in 2014:

Player	Team	Rec	Yards	Avg	Lg	TD
1. Rob Gronkowski	NE	82	1,124	13.7	46t	12
2. Greg Olsen	Car	84	1,008	12.0	38	6
3. Martellus Bennett	Chi	90	916	10.2	37	6
4. Delanie Walker	Ten	63	890	14.1	68	4
5. Jimmy Graham	NO	85	889	10.5	29	10
6. Travis Kelce	KC	67	862	12.9	34	5
7. Antonio Gates	SD	69	821	11.9	34	12
8. Coby Fleener	Ind	51	774	15.2	73t	8
9. Heath Miller	Pit	66	761	11.5	49	3
10. Jason Witten	Dal	64	703	11.0	34	5

REC YARDS IN A GAME, TITANS TIGHT ENDS

At Philadelphia on Nov. 23, 2014, **Delanie Walker** caught five passes for 155 yards. His yardage total set a new single-game career high, and the total also qualified as the second-highest in franchise history by a tight end. The only tight end with more receiving yards in a game for the franchise was **Jared Cook**, who had 169 yards against Jacksonville on Dec. 24, 2011.

Earlier in the 2014 season, Walker posted 142 receiving yards against the Dallas Cowboys (Sept. 14), a total that ranks fourth in team annals.

Most receiving yards in a game by a tight end, franchise history:

Player	Date	Opp	Rec	Yds	Avg	TD
1. Jared Cook	12/24/11	Jax	8	169	21.1	1
2. Delanie Walker	11/23/14	Phi	5	155	31.0	0
3. Dave Casper	11/30/80	Cle	7	150	21.4	1
4. Delanie Walker	09/14/14	Dal	10	142	14.2	1
5. Dave Casper	12/20/81	Pit	6	139	23.2	3
6. Willard Dewveall	11/25/62	SD	3	139	46.3	2
7. Willard Dewveall	12/22/63	Oak	7	137	19.6	2
8. Alvin Reed	10/27/68	Buf	4	132	33.0	2
9. Delanie Walker	11/13/16	GB	9	124	13.8	1
10. Alvin Reed	09/29/68	Oak	8	122	15.3	0



MORE TITANS TIGHT ENDS

86 - TE ANTHONY FIRKSER (6-2, 246, 1st Year, Harvard)

- **Anthony Firkser** was signed by the Titans during the 2018 offseason.
- He spent the first two weeks of 2018 on the 53-man roster and played one game before spending the next three weeks on the practice squad. He was added back to the 53-man roster on Oct. 9 and went on to produce 19 receptions for 225 yards and one touchdown in 12 games.
- He was originally signed by the New York Jets as an undrafted free agent on May 5, 2017.
- After his release from the Jets, he spent time as a rookie on the practice squad of the Kansas City Chiefs and stayed with the Chiefs for part of the 2018 offseason.
- Firkser appeared in 29 games with 24 starts over four seasons at Harvard (2013-16) and caught 99 passes for 1,559 yards and 14 touchdowns. He finished his career ranked 12th all-time in school history in receptions, ninth all-time in receiving yards and sixth all-time in touchdown receptions.
- He was named to the All-Ivy League second team as both a junior and sophomore.
- He is a native of Manalapan, N.J.

2019 Notes:

- **At Denver (10/13)**, registered a 25-yard reception on a pass from Ryan Tannehill in the fourth quarter.
- **Against the Los Angeles Chargers (10/20)**, recorded a 27-yard reception in the third quarter that helped lead to a touchdown.
- **Against Tampa Bay (10/27)**, finished second on the squad with 43 receiving yards on three receptions (tied for second). He recorded a 23-yard reception to convert a third-and-11 in the third quarter.
- **Against Kansas City (11/10)**, totaled 36 yards on three receptions, including a nine-yard touchdown catch on a pass from Ryan Tannehill in the second quarter. It was his second career touchdown. He also had a 20-yard grab during the team's game-winning touchdown drive in the fourth quarter. The Titans scored on the following play.
- **At Indianapolis (12/1)**, tied for the team lead with three receptions for 22 yards.
- **At Oakland (12/8)**, posted a 39-yard reception in the second quarter to record the longest catch of his career.

85 - TE MyCOLE PRUITT (6-2, 245, 4th Year, Southern Illinois)

- **MyCole Pruitt** was signed by the Titans off the Houston Texans practice squad on Sept. 10, 2018, one day after the season opener.
- His 2018 totals included nine receptions for 102 yards and one touchdown in 15 games (one start).
- He arrived in Tennessee with 21 games of NFL experience with the Texans, Chicago Bears and Minnesota Vikings. His statistics prior to joining the Titans included 12 receptions for 102 yards.
- Pruitt was a fifth-round selection by the Vikings in the 2015 NFL Draft.
- A native of South Bend, Ind., he amassed multiple school records for tight ends during a four-year career at Southern Illinois, where he tallied 211 career receptions for 2,601 yards and 25 touchdowns. He earned All-America honors for both his junior and senior seasons. Pruitt also was named the best tight end in the 30-year history of Missouri Valley Conference.

2019 Notes:

- **Against Jacksonville (11/24)**, caught a 20-yard pass in the first quarter, registering his first reception of 2019 and the third-longest catch of his career.
- **At Oakland (12/8)**, recorded a career-long 42-yard reception in the third quarter, leading to a Titans touchdown.
- **Against New Orleans (12/22)**, totaled 15 yards on a pair of receptions.
- **At Houston (12/29)**, recorded a one-yard touchdown reception in the second quarter. It was his first touchdown reception of 2019 and his second career touchdown reception. He totaled two catches for 13 yards.



TITANS WIDE RECEIVERS

No.	Name	Ht	Wt	Exp	College
12	Batson, Cameron (IR)	5-8	175	2	Texas Tech
11	Brown, A.J.	6-1	226	R	Mississippi
84	Davis, Corey	6-3	209	3	Western Michigan
12	Davis, Rashard	5-9	175	1	James Madison
16	Hollister, Cody	6-4	216	2	Arkansas
10	Humphries, Adam	5-11	195	5	Clemson
15	Jennings, Darius	5-10	180	3	Virginia
14	Raymond, Kalif	5-8	182	2	Holy Cross
19	Sharpe, Tajaé	6-2	194	4	Massachusetts

#11 • WR A.J. BROWN

[CLICK FOR COMPLETE BIO](#)

Wide receiver **A.J. Brown** (6-1, 226) was selected by the Titans in the second round (51st overall) of the 2019 NFL Draft.

During a three-year career at Mississippi (2016-18), Brown became the program's all-time leading receiver with 2,984 yards. He ranked third in school history with 189 receptions and fifth all-time with 19 touchdowns. Brown averaged 15.8 yards per catch and 82.9 yards per game, and he tallied the most 100-yard receiving games in Ole Miss history with 12. He became the only receiver in Ole Miss history to tally 60 or more receptions in back-to-back seasons.

In 2018, Brown started all 12 games and set Ole Miss' single-season receiving records in yards (1,320) and catches (85), leading the SEC in both categories. His 1,320 receiving yards ranked seventh in the nation. Brown caught six touchdowns, averaging 110.0 yards per game, and he topped the 100-yard receiving mark in six contests. He earned AP first-team All-SEC and third-team All-American honors for the second consecutive season.

Brown was selected in the 19th round of the 2016 Major League Baseball Draft by the San Diego Padres as a centerfielder and he participated in the team's extended spring training program each summer from 2016-18.

He is a native of Starkville, Miss.



2019 Notes:

➤ **At Cleveland (9/8)**, recorded a start at wide receiver in his NFL debut. With 100 yards on three receptions, he became the franchise's first player with 100 receiving yards in his first career game since Sid Blanks (131) against the San Diego Chargers on Sept. 12, 1964. Brown notched the 19th 100-yard receiving game in Week 1 in franchise history. In the first quarter, he recorded his first NFL reception on a 47-yard pass from Marcus Mariota. On the first play of the third quarter, he turned a pass from Mariota into a 51-yard reception.

➤ **Against Indianapolis (9/15)**, caught three passes for 25 yards.

➤ **At Jacksonville (9/19)**, registered a four-yard catch.

➤ **At Atlanta (9/29)**, led the team with 94 yards and two touchdowns on three receptions. He turned a pass from Marcus Mariota into a 55-yard touchdown reception in the first quarter, marking his first career touchdown reception and his longest reception through four NFL games. Later in the first quarter, he scored his second touchdown on an 11-yard pass from Mariota. He became the first Titans rookie with two or more touchdown receptions in a game since Chris Sanders against the Denver Broncos on Nov. 26, 1995. Aside from Dane Cruikshank's 66-yard touchdown reception on a fake punt in 2018, Brown's 55-yard touchdown catch was the longest touchdown reception by a Titans rookie since Chris Sanders' 76-yard score at Pittsburgh on Dec. 3, 1995. Brown also notched a 28-yard reception in the second quarter at Atlanta.

➤ **Against Buffalo (10/6)**, registered 27 yards on two receptions.

➤ **At Denver (10/13)**, totaled 23 yards on two receptions.

➤ **Against the Los Angeles Chargers (10/20)**, tied for the team lead with six receptions for 64 yards. His six receptions were the most of his rookie season through seven weeks.

➤ **Against Tampa Bay (10/27)**, totaled two receptions for 11 yards, including the go-ahead touchdown on an eight-yard pass from Ryan Tannehill in the fourth quarter. His three touchdown receptions in 2019 gave him the most by a Titans rookie since 2013, when Justin Hunter totaled four touchdown catches.

➤ **At Carolina (11/3)**, led the team with 81 receiving yards on four receptions. He caught a short pass and went 23 yards in the second quarter and posted a 35-yard reception in the fourth quarter.

➤ **Against Kansas City (11/10)**, posted one reception for 17 yards.

➤ **Against Jacksonville (11/24)**, led the team with 135 yards on four receptions, including a touchdown. He had receptions of 19, 36, 65 (touchdown) and 15 yards. He recorded a career-long 65-yard touchdown reception in the third quarter to notch the fourth touchdown of his rookie season. His 33.8-yard single-game receiving average ranked second in franchise history among players with four or more receptions in a game. Justin Gage's 36.8-yard average at Jacksonville on Nov. 16, 2008 was the only better average with a four-catch minimum. His 135 receiving yards were the most in a game by a franchise rookie since Nov. 26, 1995, when Chris Sanders had 147 receiving yards against the Denver Broncos. His 135 receiving yards were also the second-most by an NFL rookie in 2019 through Nov. 24, behind only Baltimore Ravens rookie Marquise Brown's 147 yards at the Miami Dolphins on Sept. 8. He became the fourth rookie in the "Titans era" (1999-present) to have a pair of 100-yard receiving games, joining Kenny Britt (2009), Justin Hunter (2013) and Dorial Green-Beckham (2015). Brown also became the fifth Titans rookie since 1999 with four touchdown receptions, joining Tyrone Calico (2003), Kendall Wright (2012), Justin Hunter (2013) and Dorial Green-Beckham (2015). Brown was named NFL Rookie of the Week for his performance against the Jaguars.

➤ **At Indianapolis (12/1)**, led the team with 45 receiving yards on three receptions (tied for team lead).

➤ **At Oakland (12/8)**, totaled five receptions for a career-high 153 yards and a pair of touchdowns (tied career high). His 153 receiving yards were the most by a Titans player since Corey Davis' 161 yards against the Philadelphia Eagles on Sept. 30, 2018. Since 1970, Brown's 153 receiving yards were the third-most in a game by a franchise rookie. The only Titans/Oilers rookie with more since 1970 was Ernest Givins, who had a 156-yard receiving game (Nov. 16, 1986 at Pittsburgh) and a 155-yard receiving game (Oct. 5, 1986 at Detroit) as a rookie in 1986. Brown recorded touchdown receptions of 91 yards and 16 yards in the second quarter. His 91-yard touchdown reception was the fourth-longest touchdown catch in franchise history and the longest since 1965. The only longer touchdown passes in team annals were a 98-yard strike from Jacky Lee to Willard Dewveall against the San Diego Chargers on Nov. 25, 1962; a 95-yard touchdown pass from George Blanda to Dick Compton against the Buffalo Bills on Dec. 5, 1965; and a 92-yarder from Lee to Bill Groman on Nov. 20, 1960. Brown became the first rookie in the "Titans era" (1999-present) to have three 100-yard receiving games. The franchise's last rookie to accomplish the feat prior to Brown was Ernest Givins (four 100-yard games) in 1986. Brown also became the first rookie in the "Titans era" (1999-present) with at least five touchdown receptions. The franchise's last rookie to accomplish the



feat was Chris Sanders (nine) in 1995. In the first half at Oakland, Brown registered four receptions for 141 yards and two touchdowns in the first half. It was the highest receiving yardage total for the Titans in the first half of a game since Drew Bennett's 192 yards against the Kansas City Chiefs on Dec. 13, 2004.

➤ **Against Houston (12/15)**, totaled a career-high eight receptions for 114 yards and one touchdown. He posted a five-yard touchdown reception in the fourth quarter to notch the seventh touchdown catch of his rookie season, ranking fourth in franchise history for a rookie behind only Bill Groman's 12 touchdowns in 1960, Chris Sanders' nine touchdowns in 1995 and Mac Haik's eight touchdowns in 1968. Brown became the first Titans player with consecutive 100-yard receiving games since wide receiver Nate Washington accomplished the feat in 2013 against the San Diego Chargers (Sept. 22) and New York Jets (Sept. 29). His 60-yard reception in the first quarter against the Texans was the third-longest catch of his rookie season. He moved past Chris Sanders (823 receiving yards in 1995) for the third-highest receiving yardage total by a rookie in franchise history behind only Groman (1,473 yards in 1960) and Ernest Givins (1,062 in 1986). Brown reached the 100-yard mark on an 11-yard catch in the third quarter, and in doing so, he became the franchise's first rookie to have four 100-yard receiving games since Ernest Givins (four 100-yard games) in 1986. Brown also became the first Titans player (rookie or veteran) with four 100-yard receiving games in a single season since Drew Bennett had five such performances in 2004. His eight receptions against Houston were the most by a Titans rookie since Oct. 7, 2012, when Kendall Wright had nine receptions at the Minnesota Vikings. Since 1970, only three other franchise rookies besides Brown and Wright recorded eight (or more) receptions in a game: wide receiver Mike Holston (eight vs. Atlanta on Nov. 29, 1981), Givins (eight at Pittsburgh on Nov. 16, 1986) and running back Rodney Thomas (eight vs. Jacksonville on Oct. 1, 1995).

➤ **Against New Orleans (12/22)**, scored on a 49-yard rushing attempt in the first quarter. It was the longest of his three career rushing attempts and his first career rushing touchdown. He also posted a 34-yard reception in the fourth quarter to bring his total to 83 scrimmage yards for the game. He tied Eddie George (eight touchdowns in 1996) for the fourth-highest touchdown total by a rookie in franchise history with his eighth touchdown of the season. The only rookies in team annals with more total touchdowns were Earl Campbell (13 in 1978), Chris Johnson (10 in 2008) and Chris Sanders (nine in 1995).

➤ **At Houston (12/29)**, tallied 124 yards on four receptions (31.0 avg.), including a 51-yard touchdown reception in the first quarter. His 124 yards gave him the third-best total of his rookie season. His total of 1,051 receiving yards in 2019 led all NFL rookies. He posted his fourth touchdown reception of the season of at least 50 yards, becoming the fourth rookie since 1970 with at least four touchdown receptions of 50 yards or more and the first since Randy Moss (five in 1998). The others on the list are Isaac Curtis (1973) and Willie Gault (1983). Brown also caught a 47-yard pass in the fourth quarter to set up a touchdown. It was his NFL-leading ninth scrimmage play of the season to go at least 45 yards. He registered his fourth consecutive game (rushing or receiving) with at least one touchdown, making him the franchise's first rookie to do so since Chris Sanders (five games) in 1995. On a 24-yard pass from Marcus Mariota in the second quarter, he went over 1,000 receiving yards on the season to join Bill Groman (1,473 yards in 1960) and Ernest Givins (1,062 yards in 1986) as the franchise's only rookie 1,000-yard receivers. He also joined John Jefferson (1978), Bill Brooks (1986) and Moss (1998) as the NFL's only rookies since 1970 to have a minimum of 50 receptions, 1,000 receiving yards and five receiving touchdowns while averaging at least 17.0 yards

per catch. With his fifth 100-yard receiving game, he led all NFL rookies in 2019 and became the franchise's first rookie to have five 100-yard receiving games since Groman (nine 100-yard games) in 1960.

Brown's 2019/Career Regular Season Statistics:

Year	Team	GP	GS	Rec	Yds	Avg	Lg	TD
2019	Ten	16	11	52	1,051	20.2	91	8

Brown's Regular Season Single-Game Highs:

Receptions - 8 vs. Houston (12/15/19)

Receiving Yards - 153 at Oakland (12/8/19)

Long Reception - 91t at Oakland (12/8/19)

Touchdown Receptions - 2 (twice, last at Oakland, 12/8/19)

Brown's Career College Statistics:

Year	Team	GP	GS	Rec	Yds	Avg	Lg	TD
2016	Miss	12	1	29	412	14.2	37	2
2017	Miss	12	12	75	1,252	16.7	77	11
2018	Miss	12	12	85	1,320	15.5	84t	6
Totals		36	25	189	2,984	15.8	84t	19

FRANCHISE ROOKIE RECEIVING

Wide receiver **A.J. Brown** was the team's leading receiver in every major category during the 2019 regular season, and he vaulted high up the franchise's all-time rookie receiving charts.

Brown had 52 receptions for 1,051 yards for an average of 20.2 yards per catch, and he scored on eight touchdown receptions. He added a 49-yard rushing touchdown.

Among rookies in the history of the organization, Brown ranked third in receiving yards and fifth in receptions, and he tied for the third-highest receiving touchdown total.

Most receiving yards by a rookie in franchise history:

Player	Season	Rec Yds
1. Bill Groman	1960	1,473
2. Ernest Givins	1986	1,062
3. A.J. Brown	2019	1,051
3. Chris Sanders	1995	823
5. Charlie Hennigan	1960	722
6. Kenny Britt	2009	701
7. Jerry LeVias	1969	696
8. Kendall Wright	2012	626
9. Mac Haik	1968	584
10. Dorial Green-Beckham	2015	549

Most receptions by a rookie in franchise history:

Player	Season	Rec Yds
1. Bill Groman	1960	72
2. Kendall Wright	2012	64
3. Ernest Givins	1986	61
4. Sid Blanks	1964	56
5. A.J. Brown	2019	52
6. Charlie Hennigan	1960	44
7. Chris Johnson	2008	43
8. Kenny Britt	2009	42
Jerry LeVias	1969	42
10. Tajae Sharpe	2016	41

Most touchdown receptions by a rookie in franchise history:

Player	Season	Rec TD
1. Bill Groman	1960	12
2. Chris Sanders	1995	9
3. A.J. Brown	2019	8
Mac Haik	1968	8
5. Charlie Hennigan	1960	6
Tony Jones	1990	6
7. Billy Cannon	1960	5
Curtis Duncan	1987	5
Jerry LeVias	1969	5
10. (several tied)		4



50 RECEPTIONS, 1,000 YARDS

A.J. Brown enjoyed one of the finest seasons in franchise history by a rookie wide receiver. His regular season totals included 52 receptions, 1,051 receiving yards and eight touchdown catches, and his 20.2-yard receiving average ranked second in the NFL.

Brown achieved a rare statistical combination matched by only three other NFL rookies since 1970. Since then, **John Jefferson** (1978), **Bill Brooks** (1986), **Randy Moss** (1998) and Brown are the league's only rookies to have a minimum of 50 receptions, 1,000 receiving yards and five receiving touchdowns while averaging at least 17.0 yards per catch.

NFL rookies since 1970 with 50 receptions, 1,000 receiving yards, five touchdown receptions and a 17.0-yard receiving average:

Player	Year	Team	Rec	Yards	TD	Avg
A.J. Brown	2019	Tennessee	52	1,051	8	20.2
Randy Moss	1998	Minnesota	69	1,313	17	19.0
Bill Brooks	1986	Indianapolis	65	1,131	8	17.4
John Jefferson	1978	San Diego	56	1,001	13	17.9

ROOKIE & 1ST-YEAR RECEIVING LEADERS

Titans wide receiver **A.J. Brown**, a second-round pick in the 2019 NFL Draft (51st overall), led the 2019 rookie class in receiving yards (1,051), and he tied for the rookie lead in touchdown receptions (eight). He also placed fifth in receptions.

Most receiving yardage in 2019 by NFL rookies and first-year players:

Player	Team	Position	Rec Yds
1. A.J. Brown	Tennessee Titans	WR	1,051
2. Terry McLaurin	Washington Redskins	WR	919
3. DK Metcalf	Seattle Seahawks	WR	900
4. Deebo Samuel	San Francisco 49ers	WR	802
5. Darius Slayton	New York Giants	WR	740
6. Diontae Johnson	Pittsburgh Steelers	WR	680
7. Hunter Renfrow	Oakland Raiders	WR	605
8. Marquise Brown	Baltimore Ravens	WR	584
9. Noah Fant	Denver Broncos	TE	562
10. Mecole Hardman	Kansas City Chiefs	WR	538

Most receptions in 2019 by NFL rookies and first-year players:

Player	Team	Position	Rec
1. Diontae Johnson	Pittsburgh Steelers	WR	59
2. Terry McLaurin	Washington Redskins	WR	58
DK Metcalf	Seattle Seahawks	WR	58
4. Deebo Samuel	San Francisco 49ers	WR	57
5. A.J. Brown	Tennessee Titans	WR	52
6. Miles Sanders	Philadelphia Eagles	RB	50
7. Hunter Renfrow	Oakland Raiders	WR	49
8. Darius Slayton	New York Giants	WR	48
9. Marquise Brown	Baltimore Ravens	WR	46
10. Noah Fant	Denver Broncos	TE	40

Most touchdown receptions in 2019 by NFL rookies and first-year players:

Player	Team	Position	TD
1. A.J. Brown	Tennessee Titans	WR	8
Darius Slayton	New York Giants	WR	8
3. DK Metcalf	Seattle Seahawks	WR	7
Terry McLaurin	Washington Redskins	WR	7
Marquise Brown	Baltimore Ravens	WR	7
6. Mecole Hardman	Kansas City Chiefs	WR	6
7. Diontae Johnson	Pittsburgh Steelers	WR	5
Foster Moreau	Oakland Raiders	TE	5
9. Hunter Renfrow	Oakland Raiders	WR	4
Steven Sims	Washington Redskins	WR	4

2019 RECEIVING AVERAGE LEADERS

Titans rookie wide receiver **A.J. Brown** finished second among all qualifying NFL players in 2019 in receiving average. Only the Chargers' **Mike Williams** (20.4) averaged more yards per reception than Brown.

Highest receiving average in 2019 (all players; minimum 16 receptions):

Player	Rec	Rec Yds	Rec Avg
1. Mike Williams	49	1,001	20.4
2. A.J. Brown	52	1,051	20.2
3. Kenny Golladay	65	1,190	18.3
4. Stefon Diggs	63	1,130	17.9
Breshad Perriman	36	645	17.9
6. Mike Evans	67	1,157	17.3
7. Michael Gallup	66	1,107	16.8
8. James Washington	44	735	16.7
DeVante Parker	72	1,202	16.7
10. Chris Conley	47	775	16.5

45+ YARD SCRIMMAGE PLAYS

A.J. Brown had a league-leading total among all players of nine scrimmage plays of at least 45 yards during the 2019 regular season. He had eight receptions that went for a minimum of 45 yards and added a 49-yard rushing attempt for a touchdown.

Wide receivers **Mike Williams** of the Los Angeles Chargers and **Stefon Diggs** of the Minnesota Vikings are tied for second in the NFL with six scrimmage plays of at least 45 yards.

Most scrimmage plays of 45 yards or more in 2019:

Player	Team	45+ Yard Scrimmage Plays
1. A.J. Brown	Tennessee Titans	9
2. Mike Williams	Los Angeles Chargers	6
Stefon Diggs	Minnesota Vikings	6
4. Amari Cooper	Dallas Cowboys	5
Saquon Barkley	New York Giants	5
6. Derrick Henry	Tennessee Titans	4
D.J. Moore	Carolina Panthers	4
DeVante Parker	Miami Dolphins	4
Kenny Golladay	Detroit Lions	4
Leonard Fournette	Jacksonville Jaguars	4
Marquez Valdes-Scantling	Green Bay Packers	4
Mike Evans	Tampa Bay Buccaneers	4

45+ YARD RUN & 90+ YARD CATCH

A.J. Brown's longest scrimmage play of his rookie season was a 91-yard touchdown reception at Oakland on Dec. 8. That play in combination with his 49-yard touchdown run on Dec. 22 against New Orleans made him only the fifth NFL player since 1948 with at least one touchdown catch of 90-plus yards and at least one touchdown run of 45-plus yards in the same season.

Prior to Brown, the last time a player did so was 1985, when New England Patriots running back **Craig James** had a 90-yard touchdown reception to go with touchdown runs of 65 and 57 yards.

NFL players since 1948 with a touchdown reception of at least 90 yards and a rushing touchdown of at least 45 yards in the same season:

Player (Pos)	Team	Year	Long TD Rec	Long TD Run
A.J. Brown (WR)	Tennessee	2019	91	49
Craig James (RB)	New England	1985	90	65
Ollie Matson (RB/FL)	L.A. Rams	1961	96	69
John David Crow (RB/TE)	Chicago Cardinals	1958	91	83
Billy Grimes (RB)	Green Bay	1950	96	73

#84 • WR COREY DAVIS

[CLICK FOR COMPLETE BIO](#)

Wide receiver **Corey Davis** (6-3, 209) is in his third NFL season in 2019. He was selected by the Titans with the fifth overall pick in the 2017 NFL Draft.

Davis led the Titans offense in 2018 with 65 receptions, 891 receiving yards and four touchdowns. His yardage total ranked ninth among all AFC wide receivers.

As a rookie, Davis totaled 34 receptions for 375 yards in 11 games (nine starts). He started both postseason contests and contributed nine receptions for 98 yards and a team-high two touchdowns.

In four seasons at Western Michigan (2013–2016), Davis played and started 50 games. He registered 332 career receptions for 5,285 yards and 52 touchdowns, setting the Mid-American Conference record in each category and becoming the only player in FBS history with 300 catches, 5,000 yards and 50 touchdowns. His 5,285 career receiving yards were the most in FBS history, and he ended his career ranked second all-time in FBS history with 52 career receiving touchdowns (60 by Jarett Dillard). Davis' 332 career receptions ranked fourth all-time in FBS annals.

As a senior, he set career highs with 97 receptions, 1,500 receiving yards and 19 touchdowns, ranking eighth, seventh and first (tied) in the FBS, respectively. He helped the Broncos win the MAC and go undefeated until suffering their first loss in the Cotton Bowl. Davis' record-setting, All-American campaign included five games of 100-plus yards and six games of two or more receiving touchdowns.

Davis is a native of Wheaton, Ill.

2019 Notes:

➤ **Against Indianapolis (9/15)**, caught three passes for 38 yards. His 25-yard catch in the third quarter preceded a Titans touchdown on the next play. In the first quarter, he recorded his 100th career reception on a six-yard grab, reaching the 100-catch benchmark in his 29th career game. Since the 1970 AFL-NFL merger, wide receivers Kendall Wright (22 games) and Ernest Givins (24) are the only other players to hit 100 receptions with the Titans/Oilers within their first 29 games.

➤ **At Jacksonville (9/19)**, posted three receptions for 44 yards, including a 19-yard grab.

➤ **At Atlanta (9/29)**, recorded a team-high five receptions for 91 yards and one touchdown. His yardage total tied for the fourth-highest single-game total of his career. In the first quarter, he converted a third-and-15 with a 16-yard reception. Extending the drive allowed the Titans to finish the possession with a touchdown. He made a 22-yard catch in the second quarter, and three plays later, he scored on a 23-yard pass from Marcus Mariota to



give him his first touchdown of 2019 and the fifth touchdown of his career.

➤ **Against Buffalo (10/6)**, registered a pair of receptions for 28 yards, including a 23-yard reception in the second quarter.

➤ **At Denver (10/13)**, totaled 36 yards on three receptions.

➤ **Against the Los Angeles Chargers (10/20)**, tied for the team lead with six receptions for a team-high 80 yards with one touchdown. It was the sixth-highest receiving yardage total of his career. He recorded an eight-yard touchdown reception in the final minute of the first half, and in the fourth quarter, he provided a 38-yard reception to convert a third down.

➤ **Against Tampa Bay (10/27)**, registered two catches for nine yards.

➤ **At Carolina (11/3)**, tied for second on the team with four receptions for 48 total yards.

➤ **Against Kansas City (11/10)**, he was inactive with a hip injury.

➤ **Against Jacksonville (11/24)**, finished with two receptions for 29 yards, including a 24-yard reception in the second quarter.

➤ **At Indianapolis (12/1)**, posted a 23-yard reception to help set up a Titans touchdown in the first quarter.

➤ **At Oakland (12/8)**, totaled 34 yards on two receptions.

➤ **Against Houston (12/15)**, totaled 57 yards on three receptions, including a 22-yard reception in the first quarter, a 16-yard catch on a screen play in the third quarter, and a 19-yard grab in the fourth quarter.

➤ **Against New Orleans (12/22)**, caught three passes for 40 yards, including a 22-yard reception in the third quarter, before exiting the contest in the fourth quarter to be evaluated for a head injury.

➤ **At Houston (12/29)**, tied for the team lead with four receptions for 44 yards. He finished his third NFL season with 601 yards and two touchdowns on 43 catches.

Davis' Career Regular Season Statistics:

Year	Team	GP	GS	Rec	Yds	Avg	Lg	TD
2017	Ten	11	9	34	375	11.0	37	0
2018	Ten	16	16	65	891	13.7	51	4
2019	Ten	15	11	43	601	14.0	38	2
Totals		42	36	142	1,867	13.1	51	6

Davis' Career Postseason Statistics:

Year	Team	GP	GS	Rec	Yds	Avg	Lg	TD
2017	Ten	2	2	9	98	10.9	17	2

Davis' NFL Regular Season Single-Game Highs:

Receptions - 9 vs. Philadelphia (9/30/18)

Receiving Yards - 161 vs. Philadelphia (9/30/18)

Long Reception - 51 vs. Philadelphia (9/30/18)

Receiving Touchdowns - 1 (Six times, last vs. L.A. Chargers, 10/20/19)

Davis' NFL Playoff Single-Game Highs:

Receptions - 5 at New England (1/13/18)

Receiving Yards - 63 at New England (1/13/18)

Long Reception - 17 at New England (1/13/18)

Receiving Touchdowns - 2 at New England (1/13/18)

CONVERTING THIRD DOWNS

Corey Davis led the team in overall receiving in 2018, and he also became a favorite target on third down.

Twenty-three of his 65 catches came on third down, and of those plays, 20 resulted in first downs. His 20 receptions to convert third downs tied for the eighth-highest total in the NFL and were the most by a Titans player since tight end **Delanie Walker's** 21 such catches in 2015.

Most third-down conversions on receptions in 2018:

Player	3rd Down Receptions	Converted for 1st Down
1. Julio Jones	32	24
2. Tyler Boyd	24	22
Michael Thomas	30	22
DeAndre Hopkins	30	22
5. Adam Thielen	29	21
Travis Kelce	24	21
T.Y. Hilton	24	21
8. Corey Davis	23	20
Mike Evans	21	20
10. Davante Adams	27	19
Dede Westbrook	22	19



100 RECEPTIONS IN 29 GAMES

Against Indianapolis on Sept. 15, 2019, **Corey Davis** reached 100 career receptions. In doing so, he became one of the franchise's fastest players to 100 receptions.

Since the 1970 AFL-NFL merger, only wide receivers **Kendall Wright** (22 games) and **Ernest Givins** (24) hit 100 receptions with the Titans/Oilers within their first 30 games prior to Davis.

Fewest career NFL games needed to reach 100 receptions with the franchise, 1970–2019:

Player	Pos	Games to Reach 100 Receptions
1. Kendall Wright	WR	22
2. Ernest Givins	WR	24
3. Corey Davis	WR	29
4. Kenny Britt	WR	31
5. Chris Johnson	RB	33
6. Haywood Jeffires	WR	37
Ben Troupe	TE	37
8. Kevin Dyson	WR	38
9. Billy Johnson	WR	39
10. Chris Sanders	WR	40

AMONG FASTEST TO 1,000 REC YARDS

On Nov. 26, 2018 at Houston, Titans wide receiver **Corey Davis** hit the 1,000-yard career receiving mark in his 22nd NFL game.

Davis reached the 1,000-yard mark in fewer career games than all but two players for the franchise since 1970. In that time period, only **Ernest Givins** and **Chris Sanders** hit the mark in fewer games. Givins reached 1,000 receiving yards in his 14th career game in 1985, and Sanders took 21 games from 1995–1996 to reach the plateau. Davis tied **Kendall Wright**, who also hit 1,000 receiving yards in his 22nd game (2012–2013).

Titans/Oilers to reach 1,000 receiving yards in the fewest games at the beginning of a career, 1970–present:

Player	Season(s)	Games to 1,000 Rec Yards
1. Ernest Givins	1985	14
2. Chris Sanders	1995–1996	21
3. Corey Davis	2017–2018	22
Kendall Wright	2012–2013	22
5. Kenny Britt	2009–2010	23

#10 • WR ADAM HUMPHRIES

[CLICK FOR COMPLETE BIO](#)

Wide receiver **Adam Humphries** (5-11, 195) is in his fifth NFL season and his first campaign with the Titans. He was signed as an unrestricted free agent on March 15, 2019 after spending the first four years of his career (2015-18) with the Tampa Bay Buccaneers.

In 60 career games with the Buccaneers (17 starts), Humphries totaled 219 receptions for 2,329 yards and nine touchdowns, increasing his reception and yardage totals every season. He also returned 51 punts for 425 yards.

In 2018, Humphries set career highs with 76 receptions, 816 receiving yards and five touchdowns. Aligned in the slot (per Sportradar and Next Gen Stats), he ranked first in the NFL in receiving first downs (42), tied for second in receptions (59), and finished second in total yards after catch (319).

A native of Spartanburg, S.C., Humphries played four seasons at Clemson, where he accumulated 127 catches for 1,097 yards and three touchdowns in 53 career games.

He entered the NFL by signing with the Buccaneers as an undrafted free agent on May 11, 2015.



2019 Notes:

- **At Cleveland (9/8)**, made his debut in a Titans uniform, and in the second quarter, he recorded his first reception with the Titans, converting a third-and-three with a five-yard catch.
- **At Jacksonville (9/19)**, led the team with 93 yards on six receptions. He achieved the fourth-highest receiving yardage total of his career and his highest since joining the Titans in 2019. He recorded a 30-yard reception in the first quarter.
- **At Atlanta (9/29)**, caught two passes for 15 yards.
- **Against Buffalo (10/6)**, caught a team-high four passes for 30 yards.
- **At Denver (10/13)**, led the team with six receptions and 47 receiving yards.
- **Against the Los Angeles Chargers (10/20)**, contributed four receptions for 40 yards and returned a punt 14 yards.
- **Against Tampa Bay (10/27)**, registered 24 yards on three receptions against his former team.
- **At Carolina (11/3)**, tied for second on the team with four receptions and finished second on the team with 65 receiving yards. He posted a 25-yard reception to convert a third down in the third quarter.
- **Against Kansas City (11/10)**, provided the game-winning, 23-yard touchdown reception with 23 seconds remaining in the fourth quarter. With the Titans trailing 32-27, he recorded his only catch of the day and raced into the end zone. It was his first touchdown in a Titans uniform and the 10th touchdown reception of his five-year NFL career. His touchdown was the first of his career in which he scored to give his team the lead in the fourth quarter of a win.
- **Against Jacksonville (11/24)**, totaled three receptions for 20 yards, including a key third-down conversion on the team's first touchdown drive (six yards). He posted a season-long 21-yard punt return in the second quarter, registering the third-longest punt return of his career.
- **At Indianapolis (12/1)**, recorded a 13-yard touchdown reception on a third-down play in the first quarter. It was his second touchdown reception of 2019 and his 11th career touchdown catch.
- **At Oakland (12/8)**, against **Houston (12/15)**, against **New Orleans (12/22)**, and at **Houston (12/29)**, he was inactive with an ankle injury.

Humphries' Career Regular Season Receiving Statistics:

Year	Team	GP	GS	Rec	Yds	Avg	Lg	TD
2015	TB	13	0	27	260	9.6	27	1
2016	TB	15	4	55	622	11.3	42t	2
2017	TB	16	3	61	631	10.3	43	1
2018	TB	16	10	76	816	10.7	51	5
2019	Ten	12	3	37	374	10.1	30	2
Totals		72	20	256	2,703	10.6	51	11

Humphries' Career Regular Season Punt/Kickoff Return Statistics:

Year	Team	PR	Yds	Avg	Lg	TD	KR	Yds	Avg	Lg	TD
2015	TB	0	0	-	-	0	0	0	-	-	0
2016	TB	24	237	9.9	25	0	4	47	11.8	17	0
2017	TB	6	49	8.2	19	0	0	0	-	0	0
2018	TB	21	139	6.6	16	0	2	17	8.5	13	0
2019	Ten	12	78	6.5	21	0	0	0	-	-	0
Totals		63	503	8.0	25	0	6	64	10.7	17	0

Humphries' Regular Season Single-Game Highs:

Receptions - 10 vs. Carolina (1/1/17)
Receiving Yards - 102 vs. New Orleans (12/31/17)
Long Reception - 51 at Atlanta (10/14/18)
Receiving Touchdowns - 2 at Carolina (11/4/18)
Punt Returns - 5 at Arizona (9/18/16)
Punt Return Yards - 48 vs. Seattle (11/27/16)
Punt Return Long - 25 at Arizona (9/18/16)
Kickoff Returns - 1 (Six times, last vs. Philadelphia 9/16/18)
Kick Return Yards - 17 at San Francisco (10/23/16)
Kickoff Return Long - 17 at San Francisco (10/23/16)

2018 RECEIVING FROM THE SLOT

While playing for the Tampa Bay Buccaneers in 2018, **Adam Humphries** totaled 76 receptions for 816 yards and five touchdowns.

When he was aligned in the slot, Humphries was among the NFL's most productive players. Per Sportradar and Next Gen Stats, among all NFL wide receivers in the slot, Humphries ranked first in receiving first downs (42), tied for second in receptions (59), and finished second in total yards after catch (319).

Most first-down receptions from the slot among wide receivers in 2018:

Wide Receiver	1st Downs
1. Adam Humphries	42
2. Adam Thielen	38
3. Cole Beasley	36
4. JuJu Smith-Schuster	35
5. Tyler Boyd	33

Most receptions from the slot among wide receivers in 2018:

Wide Receiver	Receptions
1. Adam Thielen	69
2. Adam Humphries	59
JuJu Smith-Schuster	59
4. Dede Westbrook	55
5. Cole Beasley	54

Most receiving yards from the slot among wide receivers in 2018:

Wide Receiver	Rec Yards
1. Tyreek Hill	858
2. JuJu Smith-Schuster	788
3. Tyler Boyd	722
4. Adam Thielen	718
5. Adam Humphries	666

Most yards after catch from the slot among wide receivers in 2018:

Wide Receiver	Yards After Catch
1. JuJu Smith-Schuster	349
2. Adam Humphries	319
3. Dede Westbrook	313
4. Tyreek Hill	301
5. Tyler Boyd	298

#19 • WR TAJAÉ SHARPE[CLICK FOR COMPLETE BIO](#)

Wide receiver **Tajaé Sharpe** (6-2, 194) is in his fourth NFL season in 2019. He was selected by the Titans in the fifth round (140th overall) of the 2016 NFL Draft.

Sharpe's 2018 totals included 26 receptions for 316 yards and two touchdowns. He played in all 16 games for the second time in his career and set a career high with 13 starts.

Sharpe's second NFL campaign came to an end before the regular season began. He was placed on injured reserve on Sept. 2 after suffering a foot injury in the preseason finale.

As a rookie, Sharpe played in all 16 games with 10 starts, the highest number of starts by a Titans rookie wide receiver since **Chris Sanders** started 11 games in 1995.

Sharpe totaled 41 receptions for 522 yards and a pair of touchdowns during his first season. In franchise history, only eight other rookies had more receptions, and Sharpe ranked seventh among the NFL's 2016 rookie class in receptions and receiving yards.

In four seasons at the University of Massachusetts (2012-15), Sharpe appeared in 47 career games with 43 starts and finished as the school's all-time leader with 277 receptions and 3,486 receiving yards. He caught at least one pass in every game he played. The two-time All-MAC first-team performer ended his collegiate career ranked third in Minuteman history with 16 touchdowns and sixth with 3,497 all-purpose yards.

As a senior in 2015, Sharpe's 111 catches led the nation. He recorded 1,319 receiving yards and five touchdown catches and was a Walter Camp All-American.

Sharpe is a native of Piscataway, N.J.

2019 Notes:

- **Against Indianapolis (9/15)**, totaled 24 yards on a pair of receptions, including a 15-yard catch.
- **At Jacksonville (9/19)**, totaled 70 yards on two receptions, posting the third-highest yardage total of his career. He recorded a 23-yard reception in the first quarter and then registered a career-long 47-yard catch in the third quarter. His previous career long was a 34-yard touchdown at Indianapolis on Nov. 20, 2016.
- **Against Buffalo (10/6)**, posted one catch for 12 yards.
- **Against the Los Angeles Chargers (10/20)**, caught two passes for 19 yards, including a go-ahead five-yard touchdown in the fourth quarter on a pass from Ryan Tannehill. The touchdown reception came on third-and-goal. He notched his first touchdown of 2019 and the fifth touchdown of his career.
- **Against Tampa Bay (10/27)**, totaled 18 yards and a touchdown on three catches. In the first quarter, he connected with Ryan Tannehill on a six-yard touchdown pass, which gave Sharpe touchdowns in back-to-back games for the second time in his career.
- **At Carolina (11/3)**, totaled 31 yards on two receptions and forced a 42-yard defensive pass interference penalty in the first quarter. On a 16-yard reception in the fourth quarter, he reached the 1,000-yard career receiving mark.



- **Against Kansas City (11/10)**, registered a 20-yard reception in the first quarter.
- **At Indianapolis (12/1)**, he was inactive with a hamstring injury.
- **At Oakland (12/8)**, he caught four passes for 25 yards.
- **Against Houston (12/15)**, he had a pair of receptions for 28 yards.
- **Against New Orleans (12/22)**, led the team with five receptions for 69 yards and two touchdowns. It was his fourth career game with five or more receptions, and his yardage total ranked fourth in his career. It was his first career two-touchdown performance. He scored on a 36-yard touchdown reception in the third quarter and added a seven-yard touchdown grab in the fourth quarter. His four touchdown receptions in 2019 set a career high.
- **At Houston (12/29)**, recorded a 13-yard reception.

Sharpe's Career Regular Season Statistics:

Year	GP	GS	Rec	Yds	Avg	Lg	TD
2016	16	10	41	522	12.7	34t	2
2017	0	0				Injured Reserve	
2018	16	13	26	316	12.2	28	2
2019	15	6	25	329	13.2	47	4
Totals	47	29	92	1,167	12.7	47	8

Sharpe's Regular Season Single-Game Highs:

Receptions - 7 (Twice, last at L.A. Chargers, 10/21/18)

Receiving Yards - 101 at L.A. Chargers (10/21/18)

Long Reception - 47 at Jacksonville (9/19/19)

Touchdowns - 1 (Six times, last vs. Tampa Bay, 10/27/19)

PCT. RECEPTIONS FOR 1ST DOWNS IN 2018

In 2018, 84.6 percent of **Tajae Sharpe's** receptions earned first downs (22 of 26), which ranked first in the NFL among players with eight or more receptions.

Highest percentage of receptions for first downs in 2018 (minimum eight receptions):

Player	Receptions	Rec. for 1st Downs	Pct.
1. Tajae Sharpe	26	22	84.6
2. Mike Williams	43	36	83.7
3. Marquise Goodwin	23	19	82.6
4. O.J. Howard	34	28	82.4
5. Mark Andrews	34	28	82.4
6. Tre'Quan Smith	28	23	82.1
7. Chris Godwin	59	48	81.4
8. Breshad Perriman	16	13	81.3
9. A.J. Green	46	37	80.4
10. Devin Funchess	44	35	79.5

FRANCHISE ROOKIE RECEIVING LEADERS

Tajae Sharpe finished his rookie season with 41 receptions. In franchise history, only eight other rookies had more receptions at the time (since passed by **A.J. Brown** in 2019).

Most receptions by a rookie in franchise history:

Player (Pos)	Year	Receptions
1. Bill Groman (WR)	1960	72
2. Kendall Wright (WR)	2012	64
3. Ernest Givins (WR)	1986	61
4. Sid Blanks (RB)	1964	56
5. A.J. Brown (WR)	2019	52
6. Charlie Hennigan (WR)	1960	44
7. Chris Johnson (RB)	2008	43
8. Kenny Britt (WR)	2009	42
Jerry LeVias (WR)	1969	42
10. Tajae Sharpe (WR)	2016	41

MORE TITANS WIDE RECEIVERS

12 - WR CAMERON BATSON (5-8, 175, 2nd Year, Texas Tech)

- Wide receiver **Cameron Batson** was signed by the Titans as a rookie free agent on May 11, 2018.
- As a rookie in 2018, he appeared in 11 total games with two starts. His rookie totals included eight receptions for 82 yards, three punt returns for four yards and one carry for one yard.
- Batson appeared in 50 games over four seasons at Texas Tech, totaling 157 receptions for 1,499 yards and 14 touchdowns. He also returned 22 kicks for 417 yards and returned 65 punts for 394 yards.
- As a senior in 2017, he saw action in all 13 games (nine starts) and set a single-season career-high with 924 all-purpose yards. He caught 59 passes for 487 yards and five touchdowns, returned 14 kicks for 308 yards, and returned 17 punts for 91 yards.
- He is a native of Oklahoma City, Okla.

2019 Notes:

- Placed on injured reserve on July 31, 2019 after suffering an injury during training camp.

12 - WR RASHARD DAVIS (5-9, 175, 1st Year, James Madison)

- Wide receiver **Rashard Davis** was signed by the Titans from the practice squad on Dec. 23.
- Davis originally joined the Titans practice squad on November 5.
- He entered the NFL as an undrafted college free agent with the Philadelphia Eagles in 2017.
- Davis spent two years (2017-18) bouncing between the Eagles active roster and practice squad. He also spent time with Oakland and Kansas City over the last two years.
- As a college player at James Madison, he totaled 114 receptions for 1,549 yards and 11 touchdowns in 50 career games. As a senior, he earned CAA Special Teams Player of the Year after posting 426 punt return yards on 15 returns.

2019 Notes:

- **At Houston (12/29)**, registered his first NFL reception in the second quarter, snaring a 16-yard pass from Ryan Tannehill to convert a third down. He also fielded two punts for nine yards in his first action as an NFL returner.

16 - WR CODY HOLLISTER (6-4, 216, 2nd Year, Arkansas)

- Wide receiver **Cody Hollister** was added to the 53-man roster from the practice squad on Nov. 9, 2019. He joined the Titans as a free agent on May 13, 2019 and then spent the first nine games of the 2019 campaign on the practice squad.
- Hollister originally signed with the New England Patriots as a rookie free agent on May 5, 2017. He spent the entire 2017 season on the Patriots' practice squad, and spent the entire 2018 season on the Patriots' injured reserve list with a non-football injury.
- Hollister played in 29 games with 12 starts over three seasons at Arkansas (2014-16), and caught 27 passes for 342 yards and one touchdown.
- His twin brother, Jacob, is a tight end with the Seattle Seahawks.
- He is a native of Bend, Ore.

2019 Notes:

- **Against Kansas City (11/10)**, made his Titans debut on special teams.
- **At Indianapolis (12/1)**, recorded his first career reception on an 11-yard pass from Ryan Tannehill in the second quarter. He totaled two receptions for 13 yards.

15 - WR DARIUS JENNINGS (5-10, 180, 3rd Year, Virginia)

- Wide receiver **Darius Jennings** was re-signed by the Titans in Week 17 of 2019. He previously spent part of the 2017 season with the Titans, all of 2018 with the club, and the beginning of 2019 with the team.
- In 2018, Jennings appeared in all 16 games for the first time in his career. He led the NFL and set a franchise record with a 31.7-yard kickoff return average, totaling 698 yards on 22 attempts with one touchdown. The previous franchise record was set in 1960 by Ken Hall with a 31.3-yard average (19 for 594 yards). Jennings' 31.7-yard average led the NFL in 2018 and tied for the eighth-best average in the NFL among qualifiers (1.25 attempts per team game) since 1960. He also contributed 11 receptions for 101 yards.
- On Sept. 9, 2018 at Miami, he returned a kickoff 94 yards for his first NFL touchdown. It was the first kickoff return touchdown for the Titans since Darius Reynaud scored on a 105-yard return against the Detroit Lions on Sept. 23, 2012.
- He was first signed to the Titans during the 2017 offseason and started the season on the practice squad. On Sept. 23, 2017, he was promoted to the 53-man roster, where he spent eight games. In those eight weeks, he was inactive six times and did not play in two other contests.
- Jennings arrived in Tennessee with four games of NFL experience, including one start. He originally signed as a rookie free agent with the

Cleveland Browns in 2015 and as a rookie totaled 14 receptions for 117 yards and seven kickoff returns for 158 return yards. He also spent time on the practice squad with the Browns, Chicago Bears and New York Jets.

➤ In 2016, he spent time with the Cleveland Browns, Chicago Bears and New York Jets practice squads.

➤ The Baltimore, Md., native appeared in 49 games with 28 starts during his four-year career at the University of Virginia. At the completion of his career, he ranked No. 1 all-time in Virginia history with 1,839 career kick return yards, No. 5 with 133 career receptions, No. 9 in program history with 1,667 career receiving yards and No. 11 with 3,719 career all-purpose yards.

2019 Notes:

➤ **At Houston (12/29)**, returned two kickoffs for 49 total yards.

14 - WR KALIF RAYMOND (5-8, 182, 2nd Year, Holy Cross)

➤ Wide receiver **Kalif Raymond** was promoted from the practice squad to the 53-man roster on Oct. 26, 2019.

➤ He also spent a total of three games in 2018 on the Titans practice squad, as well as one game on the New York Giants practice squad.

➤ Raymond arrived in Tennessee with 12 games of NFL experience with the Denver Broncos, New York Jets and Giants. His statistics prior to joining the Titans included 29 punt returns for 210 yards and 20 kick returns for 408 yards.

➤ Raymond originally signed with the Broncos as a rookie free agent on May 6, 2016. He spent the majority of his rookie season on the Broncos practice squad before being elevated to the active roster and appearing in four contests. He tallied 11 punt returns for 111 yards and six kick returns for 137 yards.

➤ Raymond spent the 2017 season on the practice squads and active rosters of both the New York Jets and New York Giants. He appeared in two games for the Jets (Weeks 1-2) where he returned five punts for 38 yards and three kicks for 85 yards. He was re-signed to the Jets practice squad for Weeks 3-4 before being waived and signed to the Giants' practice squad on Oct. 11, 2017. He was elevated to the active roster and saw action in six total contests for the Giants, returning 13 punts for six yards and 11 kicks for 186 yards.

➤ Raymond played in 40 games with 23 starts over four seasons (2012-15) as a wide receiver and return specialist for Holy Cross. He totaled 155 receptions for 1,683 yards and 14 touchdowns, returned 62 punts for 464 yards and a score, as well as 80 kick returns for 1,809 yards and two touchdowns.

➤ He is a native of Lawrenceville, Ga.

2019 Notes:

➤ **Against Tampa Bay (10/27)**, made his Titans debut and recorded a 45-yard kickoff return to set a new career long (previous long of 40 yards). The return led to a Titans field goal.

➤ **At Carolina (11/3)**, totaled 19 yards on two receptions and returned three kickoffs for 69 total yards (23.0 avg.) with a long return of 32 yards. He registered a 14-yard catch in the fourth quarter, his second career reception and his first since Nov. 19, 2017 as a member of the New York Giants.

➤ **Against Kansas City (11/10)**, recorded a career-long 52-yard reception on a pass from Ryan Tannehill in the second quarter. He added 46 total yards on three kickoff returns.

➤ **Against Jacksonville (11/24)**, registered a 14-yard reception and added a 34-yard kickoff return.

➤ **At Indianapolis (12/1)**, recorded his first career start and scored his first career touchdown. Late in the fourth quarter, he helped seal the victory with a 40-yard touchdown on a pass from Ryan Tannehill. It was his second catch of at least 40 yards in a three-game span.

➤ **At Oakland (12/8)**, totaled one reception for 11 yards and three kickoff returns for 71 yards. He added a tackle on special teams.

➤ **Against Houston (12/15)**, recorded a two-yard catch, three kickoff returns for 55 yards and one punt return for eight yards.

➤ **Against New Orleans (12/22)**, totaled two receptions for 32 yards, three punt returns for 37 yards and four kickoff returns for 83 yards.



OFFENSIVE LINEMEN

TACKLES

No.	Name	Ht	Wt	Exp	College
78	Conklin, Jack	6-6	308	4	Michigan State
71	Kelly, Dennis	6-8	321	8	Purdue
77	Lewan, Taylor	6-7	309	6	Michigan

GUARDS

No.	Name	Ht	Wt	Exp	College
64	Davis, Nate	6-3	316	R	Charlotte
66	Pamphile, Kevin	6-5	315	6	Purdue
76	Saffold III, Rodger	6-5	325	10	Indiana

CENTERS

No.	Name	Ht	Wt	Exp	College
75	Douglas, Jamil	6-4	309	2	Arizona State
60	Jones, Ben	6-3	308	8	Georgia

#78 • T JACK CONKLIN

[CLICK FOR COMPLETE BIO](#)

Jack Conklin is in his fourth NFL season in 2019. The 6-foot-6, 308-pound tackle was selected by the Titans with the eighth pick in the first round of the NFL Draft.

Conklin's 2018 season came to an end with three games remaining due to a knee injury he suffered against the Jacksonville Jaguars on Dec. 6. Prior to going on injured reserve, he played and started in nine games on the season, all at right tackle.

Conklin started every game at right tackle in his first two seasons, including all 16 games in the 2017 regular season and both postseason games. However, he suffered a torn ACL during the second and final playoff contest at New England. The injury led him to spend all of training camp and preseason in 2018 on the physically unable to perform list.


As a rookie, Conklin became the team's first player to start all 16 games at left or right tackle as a rookie since **Michael Roos** in 2005. He was a key cog in a line that helped the Titans finish 11th overall in offense, third in rushing and tied for seventh in fewest sacks allowed.

Conklin was named an alternate for the Pro Bowl and was named first-team Associated Press All-Pro. He became the first Titans player to receive first-team All-Pro honors since running back **Chris Johnson** in 2009 and the first Titans rookie to receive the honor since defensive end **Jevon Kearse** in 1999. Conklin joined Dallas guard **Zack Martin** (2014) as the only rookie offensive linemen since the AFL-NFL merger to be named first-team AP All-Pro.

Conklin became the first draft pick by new general manager **Jon Robinson**. The Titans, who initially had the first pick in the draft but traded with the Los Angeles Rams back to the 15th spot, made a deal with the Cleveland Browns to jump up to the eighth spot to select Conklin. The Titans gave up a third-round pick and a second-rounder in 2017 in the trade and also got back a sixth-rounder.

The Michigan State product was a walk-on for the Spartans but went on to become the first Michigan State offensive lineman to be selected in the first round since 1989 (**Tony Mandarich**) and also the highest drafted Spartan since wide receiver **Charles Rogers** (No. 2) in 2003.

A native of Plainwell, Mich., Conklin was a three-year starter at left tackle for the Spartans. He started 38 of his 39 career games (35 at left tackle, three at right tackle) and recorded more than 235 career knockdowns.



Three of his career starts at left tackle came in bowl games (2014 Rose, 2015 Cotton, 2016 College Football Playoff Semifinal at Cotton Bowl).

In his final season on campus, Conklin was named second-team All-American by The Associated Press and was on numerous All-Big Ten teams.

Conklin's Career Regular Season Games Played/Games Started:

Year	Team	GP	GS	Starts by Position
2016	Ten	16	16	RT-16
2017	Ten	16	16	RT-16
2018	Ten	9	9	RT-9
2019	Ten	16	16	RT-16
NFL Totals		57	57	RT-57

Conklin's Career Postseason Games Played/Games Started:

Year	Team	GP	GS	Starts by Position
2017	Ten	2	2	RT-2

32 STARTS IN TWO SEASONS

Right tackle **Jack Conklin** recorded 16 starts in his second season. In doing so, he joined a total of four other former Titans and two offensive linemen in a rare feat.

Since the team became the Titans in 1999, Conklin is in a group of five players who have started all 32 games from the time they were drafted through the end of their second seasons. He joined defensive end **Jevon Kearse** (1999–2000), safety **Tank Williams** (2002–2003), offensive tackle **Michael Roos** (2005–2006) and guard **Chance Warmack** (2013–2014).

Players who have started all 32 games in their first two NFL seasons during the "Titans era" (1999–present):

Player	Position	Seasons
Jack Conklin	Right Tackle	2016–2017
Chance Warmack	Right Guard	2013–2014
Michael Roos	Right Tackle/Left Tackle	2005–2006
Tank Williams	Safety	2002–2003
Jevon Kearse	Defensive End	1999–2000

#60 • C BEN JONES

[CLICK FOR COMPLETE BIO](#)

Center **Ben Jones** (6-3, 308) is in his eighth NFL season and his fourth campaign with the Titans in 2019. He was signed as an unrestricted free agent on March 10, 2016.

On Dec. 12, 2019, Jones was named the Titans nominee for the Walter Payton NFL Man of the Year Award. Considered one of the league's most prestigious honors, the award recognizes an NFL player for outstanding community service activities off the field, as well as excellence on the field.

On Nov. 3, 2019, Jones' streak of 120 consecutive games played and 88 consecutive starts came to an end when he was deactivated with a concussion. At the time, Jones' consecutive games streak tied Kansas City's **Mitchell Schwartz** for the longest active streak in the NFL among offensive linemen, and his starting streak ranked first in the NFL among all centers.

Jones started all 16 games at center in 2018, registering a start in every contest for the fifth consecutive season, dating back to his third year in Houston (2014).

In his first year in Tennessee, Jones played a key role in an offensive turnaround. The veteran was a key cog in a line that helped the Titans finish 11th overall in offense, third in rushing and tied for seventh in fewest sacks allowed.

Jones was originally selected by the Houston Texans in the fourth round (99th overall) of the 2012 NFL Draft. Over the following four seasons, he started contests at center and both guard spots. He was a starter on two playoff teams in Houston (2012 and 2015).

In 2015, Jones started every game at center, extending his streak of consecutive regular season games played to 64, which was the second-longest active streak among NFL centers at the conclusion of the season.

A native of Centreville, Ala., Jones attended the University of Georgia,



where his 49 total starts ranked third in school annals. He was a two-time All-SEC selection by the league's coaches and was named to Georgia's Team of the Decade. As a senior (2011), the team captain earned All-SEC first-team honors.

Jones' Career Regular Season Games Played/Games Started:

Year	Team	GP	GS	Starts by Position
2012	Hou	16	10	RG-10
2013	Hou	16	1	RG-1
2014	Hou	16	16	LG-16
2015	Hou	16	16	C-16
2016	Ten	16	16	C-16
2017	Ten	16	16	C-16
2018	Ten	16	16	C-16
2019	Ten	15	15	C-15
NFL Totals		127	106	C-79, LG-16, RG-11

Jones' Career Postseason Games Played/Games Started:

Year	Team	GP	GS	Starts by Position
2012	Hou	2	2	RG-2
2015	Hou	1	1	C-1
2017	Ten	2	2	C-2
NFL Totals		5	5	C-3, RG-2

#71 • G/T DENNIS KELLY

[CLICK FOR COMPLETE BIO](#)

Dennis Kelly (6-8, 321) is in his eighth NFL season and his third campaign with the Titans in 2019. He was acquired in a trade with the Philadelphia Eagles on Aug. 16, 2016. In exchange for Kelly, the Titans dealt wide receiver Dorial Green-Beckham to the Eagles.

Kelly played in 11 games in 2018 with five starts at right tackle. It was the third-highest start total of his career.

Kelly played in all 16 games in both 2016 and 2017. During that time he had a regular role in the team's "heavy" personnel package and earned six total starts—six in 2016 and one in 2017. He helped the Titans rush for an average of 136.7 yards per game in 2016, which ranked third in the NFL.

Kelly entered the NFL as a fifth-round selection by the Eagles in the 2012 NFL Draft. In four seasons with the Eagles, he recorded 15 starts and 30 games played. He recorded nine starts with the Eagles at right tackle, four starts at right guard and two starts at left guard.

A native of Chicago Heights, Ill., Kelly was a team captain and a two-time offensive MVP at Purdue. He started his final three seasons at left tackle for the Boilermakers.



Kelly's Career Regular Season Games Played/Games Started:

Year	Team	GP	GS	Starts by Position
2012	Phi	13	10	RG-3, RT-7
2013	Phi	0	0	
2014	Phi	3	3	LG-2, RG-1
2015	Phi	14	2	RT-2
2016	Ten	16	6	TE-6
2017	Ten	16	1	TE-1
2018	Ten	11	5	RT-5
2019	Ten	15	4	LT-4
NFL Totals		88	31	LT-4, LG-2, RG-4, RT-14, TE-7

Kelly's Career Postseason Games Played/Games Started:

Year	Team	GP	GS	Starts by Position
2017	Ten	2	0	
NFL Totals		2	0	

#77 • T TAYLOR LEWAN

[CLICK FOR COMPLETE BIO](#)

Tackle **Taylor Lewan** (6-7, 309) is in his sixth NFL season in 2019. He was selected by the Titans with the 11th overall pick of the 2014 NFL Draft and received a multi-year contract extension in 2018.

Lewan was named to the Pro Bowl for the third consecutive season in 2018. He played and started in 15 of the team's 16 games at left tackle, marking his fourth consecutive season with at least 15 starts.

In 2017, Lewan became the team's first offensive lineman to make multiple Pro Bowls since center **Kevin Mawae** from 2008–2009. Lewan started all 16 games for the second consecutive season in 2017 and added starts in both postseason contests.

In 2016, Lewan started all 16 games for the first time. The left tackle was the anchor a line that helped the Titans finish 11th overall in offense, third in rushing and tied for seventh in fewest sacks allowed.

In 2015, Lewan started the first 15 games of the season at left tackle before missing the finale with a concussion.

As a rookie in 2014, Lewan played in 11 games with six starts before suffering an ankle injury. He played as a reserve for the first five games and then started in six consecutive contests before the injury caused him to be inactive the final five weeks. For his efforts, Lewan was named to the Pro Football Writers of America All-Rookie Team.

In four seasons at Michigan, Lewan appeared in 50 games with 48 starts at left tackle. He started the final 41 games of his career and was named the Big Ten Conference Offensive Lineman of the Year in 2012 and 2013. As a senior in 2013, he started all 13 games at left tackle for the third consecutive season and was named second-team *Associated Press* All-American.

At the 2014 NFL Scouting Combine, he ran the 40-yard dash in 4.87 seconds, beating all other offensive linemen in his class and clocking the fourth-fastest time among offensive linemen in the last five years (2010-14). He also ranked among the top offensive linemen at the 2014 combine in the broad jump (first at nine feet, nine inches), vertical jump (tied for third at 30.5 inches) and three-cone drill (fourth at 7.39 seconds).

A native of Cave Creek, Ariz., Lewan became the first offensive tackle selected by the Titans/Oilers in the first round since tackle Brad Hopkins (13th overall) in 1993.



Lewan's Career Regular Season Games Played/Games Started:

Year	Team	GP	GS	Starts by Position
2014	Ten	11	6	LT-6
2015	Ten	15	15	LT-15
2016	Ten	16	16	LT-16
2017	Ten	16	16	LT-16
2018	Ten	15	15	LT-15
2019	Ten	12	12	LT-12
NFL Totals		85	80	LT-80

Lewan's Career Postseason Games Played/Games Started:

Year	Team	GP	GS	Starts by Position
2017	Ten	2	2	LT-2

#76 • G RODGER SAFFOLD III

[CLICK FOR COMPLETE BIO](#)

Guard **Rodger Saffold III** (6-5, 323) is in his 10th NFL season and his first campaign with the Titans in 2019. He was signed by the Titans as an unrestricted free agent from the Los Angeles Rams on March 15, 2019.

During the first nine seasons of his career (2010-18), Saffold appeared in 114 regular season games with 111 starts. He also gained experience in the postseason, starting four career playoff games, including all three postseason contests on the Rams' run to Super Bowl LIII at the conclusion of 2018.

From 2017-18, Saffold played an integral role in one of the NFL's top-ranked offenses. According to STATS Inc., he allowed only two sacks during that time.

Saffold is extremely versatile, having started with the Rams at right tackle (three games), left tackle (36), right guard (13) and left guard (43).

A native of Bedford, Ohio, he spent four seasons at Indiana University (2006-09), where he started 41 career games and earned All-Big Ten honors as a senior.

Saffold was originally selected by the Rams in the second round (33rd overall) of the 2010 NFL Draft.



Saffold's Career Regular Season Games Played/Games Started:

Year	Team	GP	GS	Starts by Position
2010	StL	16	16	LT-16
2011	StL	9	9	LT-9
2012	StL	10	10	LT-10
2013	StL	12	9	RG-5, RT-3, LT-1
2014	StL	16	16	LG-13, RG-3
2015	StL	5	5	RG-5
2016	LAR	15	15	LG-12, LT-2, RT-1
2017	LAR	15	15	LG-15
2018	LAR	16	16	LG-16
2019	Ten	16	16	LG-16
NFL Totals		130	127	LG-72, LT-38, RG-13, RT-4

Saffold's Career Postseason Games Played/Games Started:

Year	Team	GP	GS	Starts by Position
2017	LAR	1	1	LG-1
2018	LAR	3	3	LG-3
Playoff Totals		4	4	LG-4



MORE TITANS OFFENSIVE LINEMEN

64 - OL NATE DAVIS (6-3, 316, Rookie, Charlotte)

- **Nate Davis** was selected by the Titans in the third round (82nd overall) of the 2019 NFL Draft.
- In four seasons at Charlotte (2015-18), Davis appeared in 41 career games with 37 starts. A four-year starter on the offensive line, Davis started at guard from 2015-17 before switching to right tackle for his senior season in 2018.
- Davis is a native of Ashburn, Va.

75 - G JAMIL DOUGLAS (6-4, 309, 2nd Year, Arizona State)

- Guard **Jamil Douglas** was signed by the Titans to the practice squad on Oct. 3, 2018.
- Douglas arrived in Tennessee with 17 games of NFL experience, including six starts at right guard and center.
- Douglas was originally drafted by the Miami Dolphins in the fourth round (114th overall) of the 2015 NFL Draft. He appeared in all 16 games and made six starts as a rookie.
- In 2016, he spent time on the Dolphins practice squad and active roster (one game) and then spent much of the year on the New England Patriots practice squad.
- In 2017, Douglas spent the preseason with the Patriots before being waived during roster cuts. He was signed by the Atlanta Falcons to the team's practice squad, where he spent majority of the season before being elevated to the 53-man roster in Week 17 (did not play).
- In 2018, he spent the preseason with the Falcons before being waived during roster cuts. Douglas spent the remainder of the season on both the Indianapolis Colts and Titans practice squads.
- The Cypress, Calif., native played college football at Arizona State (2011-14), where he appeared in 53 games and made 40 consecutive starts.

66 - G/T KEVIN PAMPHILE (6-5, 315, 6th Year, Purdue)

- **Kevin Pamphile** (pronounced pom-HEEL) was signed by the Titans as an unrestricted free agent on March 29, 2018.
- Pamphile was placed on injured reserve on Sept. 25, 2018, three games into his first campaign in Tennessee. He appeared in all three games, starting against Houston (Sept. 16) at left tackle and at Jacksonville (Sept. 23) at right tackle.
- Pamphile was originally selected by the Tampa Bay Buccaneers in the fifth round (149th overall) of the 2014 NFL Draft. He spent four seasons with the Buccaneers (2014-17), appearing in 53 games with 33 starts. He started contests at guard, tackle and as an extra tight end.
- In his last two seasons in Tampa Bay (2016-17), Pamphile appeared in 30 games with 29 starts. He started 28 games at left guard and one contest at right tackle.
- In 2017, Pamphile played in all 16 games with a career-high 15 starts at left guard and was a part of a line that helped block for an offensive unit that produced 5,816 total yards, the third-most for a single season in team history.
- Pamphile played in 35 games at Purdue from 2009-2013, with 21 starts on the offensive line. As a senior in 2013, he started all 12 games at left tackle for the Boilermakers.



DEFENSIVE LINEMEN

No.	Name	Ht	Wt	Exp	College
99	Casey, Jurrell	6-1	305	9	Southern California
92	Dickerson, Matt	6-5	292	2	UCLA
96	Ivie, Joey	6-3	301	1	Florida
94	Johnson, Austin	6-4	314	4	Penn State
90	Jones, DaQuan	6-4	322	6	Penn State
97	Mack, Isaiah	6-1	299	R	Chattanooga
98	Simmons, Jeffery	6-4	305	R	Mississippi State

#99 • DT JURRELL CASEY

[CLICK FOR COMPLETE BIO](#)



Defensive lineman **Jurrell Casey** (6-1, 305) is in his ninth NFL season in 2019. He was selected by the Titans in the third round (77th overall) of the 2011 NFL Draft.

A five-time defensive captain and a two-time Titans nominee for the Walter Payton NFL Man of the Year Award, Casey was named to his fourth consecutive Pro Bowl at the conclusion of the 2018 season. However, his season was cut short due to a knee injury he suffered on Dec. 22 against Washington.

Prior to the injury, he started 15 games and totaled 72 tackles, seven sacks, seven tackles for loss, a career-high 50 quarterback pressures, two forced fumbles and one fumble recovery. It marked the third time in his career he totaled at least seven sacks.

Casey finished his 2018 campaign in eighth place in franchise history with 46 career sacks. His total ranked second among all defenders in the "Titans era" behind only **Jevon Kearse's** 52 sacks.

In 2017, Casey started all 16 games and set a career high with 35 quarterback pressures, which ranked second on the team. His six sacks also ranked second on the squad, as he reached the mark for the third time in his career.

With six sacks in 2017, Casey became the first player for the team since **Ray Childress** (1986-1994) to register five or more consecutive seasons with at least five sacks.

In 2016, Casey started 15 games and set a then-career high with 29 quarterback pressures in addition to 51 tackles, five sacks, three tackles for loss and five passes defended. He became the first player for the team in the "Titans era" (1999-present) to register four consecutive seasons with at least five sacks.

In 2015, he started all 16 games for the second consecutive season and for the third time in his career. He led the team's defensive linemen with 86 tackles and tied **Brian Orakpo** for the team lead with seven sacks, the second-best total in Casey's career. Casey also set a then-career high and finished second on the team behind Orakpo with 28 quarterback pressures. He was named to the Pro Bowl for the first time in his career.

Casey was named one of five permanent team captains by his teammates for the first time in 2014. While remaining a key cog in the defense's switch from a 4-3 to a 3-4 scheme, he started all 16 games and led the team's defensive linemen (fourth on the team) with 86 tackles. His 27 quarterback pressures and 13 tackles for loss tied for the team lead and set new career highs. With five sacks, he ranked second on the squad.

In 2013, Casey was named *Associated Press* second-team All-Pro after putting together one of the best seasons by a defensive tackle in franchise history. His 10.5 sacks set a career high and made up the second-highest total by a franchise defensive tackle since sacks became an official statistic in 1982, finishing behind only **Ray Childress'** 13 sacks in 1992. In 2013, only **Jason Hatcher** of the Dallas Cowboys (11) finished with more sacks than Casey among defensive tackles.

Casey started 31 out of 32 games in his first two seasons, and in each campaign he led the team's defensive linemen in tackles. As a rookie, he notched 74 tackles and 2.5 sacks, and he followed with 80 tackles and three sacks in 2012.

A native of Long Beach, Calif., Casey played in 38 games (26 starts) on the defensive line (24 at right defensive tackle and two at nose tackle) at the University of Southern California. He recorded 138 tackles, nine sacks, 22 tackles for loss, three quarterback pressures, four fumble recoveries, three forced fumbles, an interception and three passes defended.

In his final season with the Trojans (2010), he started all 13 games for the second consecutive season and had 67 tackles, a team-best 11 tackles for loss, a team-leading 4.5 sacks, one interception, one fumble recovery and two passes defended. He was named first-team All-Pac 10.

2019 Notes:

- **At Cleveland (9/8)**, posted two tackles and a team-high four quarterback pressures.
- **Against Indianapolis (9/15)**, totaled five tackles.
- **At Jacksonville (9/19)**, registered six tackles and a team-high three quarterback pressures.
- **At Atlanta (9/29)**, tallied six tackles, one sack, four quarterback pressures, one forced fumble and one fumble recovery. Late in the first quarter, he tallied a sack, a forced fumble and a fumble recovery on the same play – marking the first time in his career he accomplished the feat. He knocked the ball out of the hands of Matt Ryan to record his 47th career sack, his eighth career forced fumble and his fourth career fumble recovery. In the second quarter, he helped bring down Falcons running back Devonta Freeman for a one-yard loss on fourth-and-one.
- **Against Buffalo (10/6)**, produced two tackles and a team-high four quarterback pressures.
- **At Denver (10/13)**, totaled six tackles and one quarterback pressure.
- **Against the Los Angeles Chargers (10/20)**, credited with one tackle, two quarterback pressures and one fumble recovery. He made a game-saving play with a fumble recovery in the end zone for a touchback with 15 seconds remaining in the fourth quarter. The fumble was forced by linebacker Wesley Woodyard on a rushing attempt by Melvin Gordon III. The play gave Casey a career-high two fumble recoveries in 2019 and five total career fumble recoveries.
- **Against Tampa Bay (10/27)**, registered seven tackles, one sack, a team-high three quarterback pressures and one tackle for loss. In the second quarter, he dropped Jameis Winston for a five-yard sack on third down. In doing so, he tied Robert Brazile for seventh place on the franchise's all-time sack chart with his 48th career sack. With two minutes remaining in the fourth quarter, he combined with safety Kenny Vaccaro for a key fourth-down stop by stuffing running back Peyton Barber for a one-yard loss in Titans territory.
- **At Carolina (11/3) and against Kansas City (11/10)**, he was inactive with a shoulder injury.
- **Against Jacksonville (11/24)**, totaled three tackles and two quarterback pressures.
- **At Indianapolis (12/1)**, posted six tackles, one sack and one quarterback pressure. He took down Jacoby Brissett for a seven-yard sack in the second quarter. With his 49th career sack, he passed Robert Brazile (48 career sacks) for seventh place on the franchise's all-time sack chart.
- **At Oakland (12/8)**, led the defense with four quarterback pressures and two tackles for loss. He totaled five tackles.
- **Against Houston (12/15)**, notched three tackles and one quarterback pressure.
- **Against New Orleans (12/22)**, registered four tackles, one sack and one quarterback pressure. He recorded a nine-yard sack of Drew Brees in the second quarter, and with the play, he became the seventh player in franchise history to reach 50.0 career sacks. Jevon Kearse is the only other player to do so in the "Titans era" (1999–present).
- **At Houston (12/29)**, registered five tackles and a sack. He sacked AJ McCarron for a nine-yard loss to end the second quarter to notch his fifth sack of 2019. It marked his seventh consecutive season with at least five sacks. Since individual sacks became an official NFL statistic in 1982, Casey became the second franchise player to have five sacks in seven consecutive seasons—and the first in the "Titans era" (1999–present). Former Oilers defensive lineman Ray Childress tallied at least five sacks for nine straight seasons from 1986–1994.

Casey's Career Regular Season Statistics:

Year	GP	GS	Tackle	Sack	TFL	QBP	Int	PD	FF	FR
2011	16	15	74	2.5	5	9	0	1	1	1
2012	16	16	80	3.0	6	3	0	0	2	0
2013	15	14	90	10.5	3	10	0	3	1	1
2014	16	16	86	5.0	13	27	0	1	0	0
2015	16	16	86	7.0	11	28	0	5	0	0
2016	15	15	51	5.0	3	29	0	5	0	0
2017	16	16	72	6.0	7	35	0	1	1	0
2018	15	15	72	7.0	7	50	0	0	2	1
2019	14	14	61	5.0	3	30	0	0	1	2
Totals	139	137	672	51.0	58	221	0	16	8	5

Casey's Career Postseason Statistics:

Year	GP	GS	Tackle	Sack	TFL	QBP	Int	PD	FF	FR
2017	2	2	14	0.0	0	9	0	1	0	0

Casey's Regular Season Single-Game Highs:

Tackles - 10 (Twice, last vs. Arizona, 12/15/13)

Sacks - 2 (Nine times, last vs. Houston, 9/16/18)

Tackles for Loss - 3 (Three times, last at San Francisco, 12/17/17)

Forced Fumble - 1 (Eight times, last at Atlanta, 9/29/19)

Fumble Recovery - 1 (Five times, last vs. L.A. Chargers, 10/20/19)

Quarterback Pressures - 8 at Dallas (11/5/18)

Passes Defended - 3 vs. Atlanta (10/25/15)

Casey's Playoff Single-Game Highs:

Tackles - 8 at Kansas City (1/6/18)

Quarterback Pressures - 5 at New England (1/13/18)

Passes Defended - 1 at Kansas City (1/6/18)

SACKS BY DEFENSIVE TACKLES SINCE 2011

Since Jurrell Casey entered the NFL in 2011, only three players whose primary position is defensive tackle have registered more sacks than him.

Most sacks by NFL defensive tackles (primary position) since 2011:

Defensive Tackle	Sacks
1. Geno Atkins	72.5
2. Aaron Donald	72.0
3. Gerald McCoy	56.5
4. Jurrell Casey	51.0
5. Ndamukong Suh	46.0
6. Kyle Williams	35.0
7. Kawann Short	32.5
8. Marcell Dareus	32.0
9. Fletcher Cox	31.5
10. Mike Daniels	26.0

FRANCHISE SACK LEADERS

Jurrell Casey ranks among the franchise's all-time leaders in career sacks. He passed former linebacker Robert Brazile (48.0) on Dec. 1, 2019 for seventh place in franchise annals.

In the franchise's "Titans era" (1999–present), only former defensive end Jevon Kearse (52.0) has more sacks than Casey.

Most career sacks, franchise history:

Player	Position	Seasons	Sacks*
1. Elvin Bethea	DE	1968–83	105.0
2. Ray Childress	DT	1985–95	75.5
3. Jesse Baker	DE	1979–87	66.0
4. William Fuller	DE	1986–93	59.0
5. Sean Jones	DE	1988–93	57.5
6. Jevon Kearse	DE	1999–03, 2008–09	52.0
7. Jurrell Casey	DT	2011–19	51.0
8. Robert Brazile	LB	1975–84	48.0
9. Ted Washington	LB	1973–82	45.0
10. Derrick Morgan	OLB	2010–19	44.5

* Individual sacks became an official statistic in 1982. Sacks recorded prior to 1982 are unofficial.



FOUR PRO BOWLS

In being named to his fourth Pro Bowl in 2018, **Jurrell Casey** tied for the seventh-most consecutive Pro Bowls in franchise history. Prior to Casey, the franchise's two most recent players to do so were offensive lineman **Bruce Matthews**, who made 14 consecutive Pro Bowls from 1988–2001, and running back **Eddie George**, who earned Pro Bowl berths from 1997–2000.

Casey also achieved a first-time feat for players in the club's "Titans era" (1999–present). Seven other players who have worn the two-tone blue have been named to three Pro Bowls. However, Casey is the first to earn four selections in the Titans era. He did so in four consecutive seasons.

Most consecutive Pro Bowl seasons, franchise history (1960–present)*:

Player	Position	Consecutive Pro Bowls*	Seasons
1. Bruce Matthews	OL	14	1988–2001
2. Mike Munchak	G	7	1987–1993
Robert Brazile	OLB	7	1976–1982
4. Warren Moon	QB	6	1988–1993
Bob Talamini	OL	6	1962–1967
6. Charlie Hennigan	WR	5	1961–1965
7. Jurrell Casey	DT	4	2015–2018
Eddie George	RB	4	1997–2000
Ray Childress	DL	4	1990–1993
Earl Campbell	RB	4	1978–1981
Curley Culp	DT	4	1975–1978

* Includes AFL All-Stars prior to 1970

SACKS BY TITANS/OILERS DTs

Since individual sacks became an official NFL statistic in 1982, **Jurrell Casey** and **Ray Childress** are the only Titans/Oilers defensive tackles to produce double-digit sacks in a single season.

Most sacks in a season by Oilers/Titans defensive tackles, 1982–present:

Defensive Tackle	Season	Sacks
1. Ray Childress	1992	13.0
2. Jurrell Casey	2013	10.5
3. Ray Childress	1993	9.0
4. Albert Haynesworth	2008	8.5
Ray Childress	1989	8.5
Ray Childress	1988	8.5
Ray Childress	1990	8.0
8. Jurrell Casey	2018	7.0
Jurrell Casey	2015	7.0
Karl Klug	2011	7.0
Gary Walker	1997	7.0
Ray Childress	1991	7.0

Note: In 1992, Lee Williams recorded 11 total sacks while playing both defensive end and defensive tackle for the Oilers. He is excluded from this list.

#94 • DL AUSTIN JOHNSON

[CLICK FOR COMPLETE BIO](#)



Defensive lineman **Austin Johnson** (6-4, 314) is in his fourth NFL season in 2019. He was selected by the Titans with the 43rd overall pick in the second round of the 2016 NFL Draft.

Johnson's 2018 totals included a career-high nine starts, 25 tackles, one sack, five quarterback pressures, one tackle for loss and two passes defended in 16 games.

In 2017, Johnson played in all 16 games with three starts and totaled 32 tackles, one sack, two tackles for loss and two passes defended. He also appeared in both playoff games (one start) and contributed six tackles and one quarterback pressure.

In his rookie campaign, Johnson played in 10 games and totaled 15 tackles, 0.5 sacks, one tackle for loss, one quarterback pressure and one pass defended.

In three seasons at Penn State, Johnson appeared in 38 games and recorded 28 starts, including starts in all 26 games as a sophomore and junior. He totaled 154 tackles, 8.5 sacks, 24 tackles for loss, eight passes defended, one forced fumble and four fumble recoveries, including a 71-yard fumble return for a touchdown.

As a junior in 2015, Johnson started all 13 games and was named Associated Press first-team All-Big Ten honors. He ranked second on the team with 15 tackles for loss and 6.5 sacks. His 78 tackles ranked second among FBS defensive linemen and third on the team. It was the highest tackle total by a Penn State defensive lineman since Jimmy Kennedy's 87 in 2002.

Johnson is a native of Galloway, N.J.

2019 Notes:

- **At Cleveland (9/8)**, totaled three tackles.
- **At Jacksonville (9/19)**, recorded one quarterback pressure.
- **Against the Los Angeles Chargers (10/20)**, credited with two tackles.
- **Against Tampa Bay (10/27)**, posted one tackle in his 50th career game.
- **At Carolina (11/3)**, totaled four tackles and one pass defended.
- **Against Kansas City (11/10)**, tallied three tackles and one quarterback pressure.
- **At Indianapolis (12/1)**, registered two tackles, one tackle for loss and one blocked field goal. He blocked Adam Vinatieri's 53-yard field goal attempt in the first quarter. It was his first career blocked kick and one of the team's two blocked field goals in the game.
- **At Oakland (12/8)**, posted two tackles and one quarterback pressure.
- **Against Houston (12/15)**, notched three tackles.
- **Against New Orleans (12/22)**, tallied three tackles.
- **At Houston (12/29)**, posted one tackle.

Johnson's Career Regular Season Statistics:

Year	GP	GS	Tackle	Sack	TFL	QBP	Int	PD	FF	FR
2016	10	0	15	0.5	1	1	0	1	0	0
2017	16	3	32	1.0	2	0	0	2	0	0
2018	16	9	25	1.0	1	5	0	2	0	0
2019	16	1	29	0.0	1	3	0	1	0	0
Totals	58	13	101	2.5	5	9	0	6	0	0

Johnson's Career Postseason Statistics:

Year	GP	GS	Tackle	Sack	TFL	QBP	Int	PD	FF	FR
2017	2	1	6	0.0	0	1	0	0	0	0

Johnson's Regular Season Single-Game Highs:


Tackles - 5 (Twice, last at Buffalo, 10/7/18)

Sacks - 1 (Twice, last at Dallas, 11/5/18)

Johnson's Playoff Single-Game Highs:

Tackles - 3 (Twice, last at New England, 1/13/18)

#90 • DL DAQUAN JONES

[CLICK FOR COMPLETE BIO](#)

Defensive lineman **DaQuan Jones** (6-4, 322) is in his sixth NFL season in 2019. He was selected by the Titans in the fourth round (112th overall) of the 2014 NFL Draft.

In 2018, Jones started all 16 games for the third time in his career. He tallied 39 tackles on the season, which was his second-highest career total, and added 14 quarterback pressures, a career-high four tackles for loss and one pass defended.

Jones was placed on injured reserve on Dec. 4, 2017 due to a bicep injury he suffered the previous day against the Houston Texans. It concluded a season in which he totaled a career-high 3.5 sacks, 36 tackles, one tackle for loss and nine quarterback pressures. The injury put an end to his streak of 45 consecutive starts.

Jones was one of two Titans who started every game from 2015–2016, holding down a spot at defensive end for consecutive seasons. Outside linebacker **Brian Orakpo** was the other member of the team to start every game in that time period.

As a rookie, Jones appeared in seven games with one start. He registered 13 tackles, a sack, three quarterback pressures, two tackles for loss and a forced fumble.

A leader at Penn State during a time of turmoil, Jones started 23 of 46 college games, with all of his starting assignments coming during the last two seasons. Jones finished his career with 92 tackles, adding 4.5 sacks for minus 28 yards, 15.5 stops for losses totaling 55 yards, two fumble recoveries and a pass deflection.

As a senior in 2013, he started all 12 games at defensive tackle, finishing fifth on the team with a career-high 56 tackles (33 solos). His tackle total was the most for any interior defensive lineman in the Big Ten during the 2013 campaign. Jones was named first-team All-Big Ten by the league's coaches and second-team All-Conference by the media. He was named Penn State's Outstanding Senior Player and the recipient of the team's Reid-Robinson Award.

Jones is a native of Johnson City, N.Y.

2019 Notes:

- **At Cleveland (9/8)**, totaled three tackles, one quarterback pressure and one tackle for loss.
- **Against Indianapolis (9/15)**, totaled six tackles.
- **At Jacksonville (9/19)**, contributed two tackles and one quarterback pressure.
- **At Atlanta (9/29)**, set a career high with four quarterback pressures and added a tackle.
- **Against Buffalo (10/6)**, registered three tackles, one sack and two quarterback pressures. He forced quarterback Josh Allen out of bounds for no gain in the first quarter to earn his first sack of the season (seventh career sack).
- **Against the Los Angeles Chargers (10/20)**, registered three tackles and tied his career high with four quarterback pressures.
- **Against Tampa Bay (10/27)**, notched four tackles and one pass defended.
- **At Carolina (11/3)**, totaled six tackles, one quarterback pressure and one pass defended.
- **Against Kansas City (11/10)**, tallied three tackles and one quarterback pressure.
- **Against Jacksonville (11/24)**, totaled two tackles, one quarterback pressure and one pass defended.
- **At Indianapolis (12/1)**, registered three tackles and two quarterback pressures.
- **At Oakland (12/8)**, contributed two tackles and one quarterback pressure.
- **Against Houston (12/15)**, notched five tackles and one quarterback pressure.
- **Against New Orleans (12/22)**, tallied three tackles and one quarterback pressure.
- **At Houston (12/29)**, produced two tackles and one quarterback pressure. He started his 16th game of the season, giving him two consecutive seasons and four total seasons in his career with 16 starts.

Jones' Career Regular Season Statistics:

Year	GP	GS	Tackle	Sack	TFL	QBP	Int	PD	FF	FR
2014	7	1	13	1.0	2	3	0	0	1	0
2015	16	16	67	0.0	2	15	0	0	0	1
2016	16	16	29	1.5	1	8	0	0	0	1
2017	12	12	36	3.5	1	9	0	0	0	0
2018	16	16	39	0.0	4	14	0	1	0	0
2019	16	16	50	1.0	1	21	0	3	0	0
Totals	83	77	234	7.0	11	70	0	4	1	2

Jones' Regular Season Single-Game Highs:

Tackles - 7 (Three times, last at Buffalo, 10/7/18)

Sacks - 2 at Indianapolis (11/26/17)

Quarterback Pressures - 4 (Twice, last vs. L.A. Chargers, 10/20/19)

Forced Fumble - 1 vs. Indianapolis (12/28/14)

Fumble Recovery - 1 (Twice, last vs. Houston, 1/1/17)

#98 • DL JEFFERY SIMMONS

[CLICK FOR COMPLETE BIO](#)

Defensive lineman **Jeffery Simmons** (6-4, 305) was selected by the Titans in the first round (19th overall) of the 2019 NFL Draft.

Simmons begins his rookie season on the non-football injury list due to a knee injury he suffered during training in February 2019.

During a three-year career as a defensive tackle at Mississippi State, Simmons appeared in 38 contests with 28 starts. He finished his career ranked sixth in school history with 32.5 in tackles for loss. He also tied for sixth in MSU annals with five forced fumbles and tied for fourth with three blocked kicks. His totals also included 163 tackles, seven sacks, seven passes defended and two defensive touchdowns.

He was a first-team All-SEC selection as a sophomore and junior and was one of two players in the nation to be named a Bednarik Award Semifinalist in both 2017 and 2018.

As a junior in 2018, Simmons was named second-team All-American after totaling 63 tackles, 17 tackles for loss and two sacks. His 17 tackles for loss led the team, ranked fourth in the SEC and were the third-most in single-season school history.

During his sophomore season (2017), he set a career high with five sacks and added 12 tackles for loss. With three total blocked kicks and punts, he became the first SEC player since 2004 to lead the nation in the category.

Simmons is a native of Macon, Miss.

2019 Notes:

- Placed on the non-football injury list on July 22, 2019.
- Did not play during the preseason.



- Placed on reserve/non-football injury on Aug. 31, 2019.
- Activated from reserve/non-football injury to the 53-man roster on Oct. 19, 2019.
- **Against the Los Angeles Chargers (10/20)**, made his NFL debut and totaled six tackles, one sack, two quarterback pressures and one tackle for loss. He recorded his first career sack in the third quarter when he dropped Philip Rivers for a three-yard loss. He became the first Titans player with a sack in his first NFL game since defensive lineman Angelo Blackson at Tampa Bay on Sept. 13, 2015.
- **Against Tampa Bay (10/27)**, logged his first career start and totaled four tackles and two quarterback pressures.
- **At Carolina (11/3)**, totaled four tackles and one quarterback pressure.
- **Against Kansas City (11/10)**, tallied three tackles and one quarterback pressure.
- **Against Jacksonville (11/24)**, totaled six tackles to tie his career high.
- **At Indianapolis (12/1)**, logged five tackles and three quarterback pressures.
- **At Oakland (12/8)**, registered five tackles, one sack and one tackle for loss. He recorded his second career sack, dropping Derek Carr for a four-yard loss in the third quarter.
- **Against Houston (12/15)**, registered four tackles, two quarterback pressures and one pass defended. In the third quarter, with the Texans on Tennessee's four-yard line, he batted Deshaun Watson's pass in the air, and linebacker Jayon Brown caught the ball in the end zone for an interception.
- **Against New Orleans (12/22)**, he was inactive with a knee injury.
- **At Houston (12/29)**, produced three tackles and tied for the team high with three quarterback pressures.

Simmons' 2019/Career Regular Season Statistics:

Year	GP	GS	Tackle	Sack	TFL	QBP	Int	PD	FF	FR
2019	9	7	40	2.0	2	14	0	1	0	0

Jones' Regular Season Single-Game Highs:**Tackles** - 6 (Twice, last vs. Jacksonville, 11/24/19)**Sacks** - 2 (Twice, last at Oakland, 12/8/19)**Quarterback Pressures** - 3 (Twice, last at Houston, 12/29/19)**Tackles for Loss** - 1 (Twice, last at Oakland, 12/8/19)**Simmons' College Defensive Statistics:**

Year	Team	GP	GS	Tackle	Sack	TFL	Int	PD	FF	FR
2016	Miss. St.	12	3	40	0.0	3.5	0	2	2	0
2017	Miss. St.	13	13	60	5.0	12.0	0	1	2	2
2018	Miss. St.	13	12	63	2.0	17.0	0	4	1	0
Totals		38	28	163	7.0	32.5	0	7	5	2

**MORE TITANS DEFENSIVE LINEMEN****92 - DE MATT DICKERSON (6-5, 292, 2nd Year, UCLA)**

- **Matt Dickerson** was signed by the Titans as an undrafted free agent on May 11, 2018.
- As a rookie, he totaled three tackles in three games.
- Dickerson appeared in 44 games with 16 starts over four seasons at UCLA. He totaled 97 tackles, seven tackles for loss, four passes defended and 1.5 sacks as a Bruin.
- As a senior in 2017, he started seven games before missing the remainder of the season due to injury. Prior to the injury he recorded 21 tackles and a tackle for loss.
- As a junior in 2016, he appeared in 12 contests with eight starts along the defensive line and totaled 37 tackles and 1.5 tackles for loss.
- Dickerson is a native of San Mateo, Calif.

2019 Notes:

- **Against New Orleans (12/22)**, recorded a tackle for loss.

96 - DT JOEY IVIE (6-3, 301, 1st Year, Florida)

- **Joey Ivie** was promoted from the practice squad to the 53-man roster by the Titans on Dec. 14, 2019.
- Ivie originally joined the Titans practice squad on Nov. 26 after playing in five games for the Kansas City Chiefs earlier in 2019. He tallied two tackles in his time with the Chiefs.
- Originally a seventh-round draft pick by the Dallas Cowboys in 2017, Ivie also spent time on the practice squads for Atlanta and Kansas City.
- At the University of Florida, he totaled 69 tackles, 10 sacks and two forced fumbles during his 36 game career.
- Ivie is a native of Dade City, Fla.

2019 Notes:

- **Against Houston (12/15)**, made his Titans debut.
- **Against New Orleans (12/22)**, recorded a team-high two quarterback pressures.

97 - DT ISAIAH MACK (6-1, 299, Rookie, Chattanooga)

- **Isaiah Mack** was signed by the Titans as an undrafted free agent on May 10, 2019.
- Mack appeared in 48 games with 32 starts over four seasons at Chattanooga (2015-18). He totaled 222 tackles, 41 tackles for loss, 21 sacks, two passes defended, three forced fumbles and two fumble recoveries.
- Mack is a native of Tunnel Hill, Ga.

2019 Notes:

- **At Cleveland (9/8)**, played in his first regular season NFL game and registered four tackles and one quarterback pressure.
- **Against Indianapolis (9/15)**, recorded his first career sack in the first quarter, dropping Jacoby Brissett for a seven-yard loss.
- **At Jacksonville (9/19)**, registered his first career start and notched one quarterback pressure.
- **At Atlanta (9/29)**, totaled two tackles, a half sack and two quarterback pressures. He combined to split a five-yard sack with inside linebacker Rashaan Evans in the fourth quarter.
- **Against Tampa Bay (10/27)**, recorded his first career fumble recovery. In the first quarter, he dove on the ball after it was lost by quarterback Jameis Winston. The takeaway led to a Titans touchdown on the ensuing series.



INSIDE LINEBACKERS

No.	Name	Ht	Wt	Exp	College
53	Bates, Daren	5-11	225	7	Auburn
55	Brown, Jayon	6-0	226	3	UCLA
54	Evans, Rashaan	6-2	232	2	Alabama
51	Long Jr., David	5-11	227	R	West Virginia
59	Woodyard, Wesley	6-0	233	12	Kentucky

#55 • ILB JAYON BROWN

[CLICK FOR COMPLETE BIO](#)

Linebacker **Jayon Brown** (6-0, 226) is in his third NFL season in 2019. He was selected by the Titans in the fifth round (155th overall) of the 2017 NFL Draft.

Brown played in all 16 games with nine starts in 2018. He finished second on the defense with 107 tackles and six sacks, and his 18 quarterback pressures tied for the second-highest total on the team. He added six tackles for loss, seven passes defended, two forced fumbles and one fumble recovery. He was one of only six NFL linebackers with at least six sacks, one interception, one forced fumble and one fumble recovery during the season.

As a rookie, Brown appeared in all 16 regular season games and both postseason games as the team's nickel linebacker. He registered 67 tackles, which tied for the 10th-highest total by a "Titans era" rookie (1999–present) and ranked fifth among the team's rookie linebackers in that span. His statistics also included 1.5 sacks, two tackles for loss, six quarterback pressures, four passes defended and one fumble recovery. He added five tackles in the playoffs.

In four seasons at UCLA (2013-16), Brown appeared in 49 games with 21 starts and totaled 220 tackles, three sacks, nine tackles for loss, three interceptions, 15 passes defended, one forced fumble and four fumble recoveries. He started 21 games over his final two seasons and totaled nine games with double-digit tackles.

As a senior in 2016, he earned first-team All-Pac-12 honors after leading the Bruins with 119 tackles, which tied for 16th on the all-time school single-season list. He added 2.5 sacks, seven tackles for loss, three interceptions, 23 passes defended and two fumble recoveries.

Brown is a native of Long Beach, Calif.

2019 Notes:

- **At Cleveland (9/8)**, generated three tackles, one quarterback pressure and two passes defended.
- **Against Indianapolis (9/15)**, credited with a team-high 10 tackles and added a pass defended.
- **At Jacksonville (9/19)**, led the defense with 11 tackles with one quarterback pressure and one tackle for loss.
- **At Atlanta (9/29)**, tallied nine tackles, one sack, three quarterback pressures, one tackle for loss and one pass defended. In the fourth quarter, with the Falcons facing a fourth-and-one at the Tennessee 25-yard line, he was credited with a one-yard sack of quarterback Matt Ryan.
- **Against Buffalo (10/6)**, notched eight tackles.
- **At Denver (10/13)**, posted one tackle before exiting early in the first quarter with an injury.
- **Against the Los Angeles Chargers (10/20)**, he was inactive with a groin injury.
- **Against Tampa Bay (10/27)**, totaled seven tackles and tied for the team lead with a career-high three passes defended.
- **At Carolina (11/3)**, produced nine tackles.
- **Against Kansas City (11/10)**, he was inactive with a groin injury.
- **Against Jacksonville (11/24)**, he led the team and set a new career high with 16 tackles. His 16 tackles tied for the eighth-highest single-game

total for the team since the beginning of the 1999 season. He added one quarterback pressure.

➤ **At Indianapolis (12/1)**, led the defense with 10 tackles and added one pass defended.

➤ **At Oakland (12/8)**, totaled seven tackles, one tackle for loss and one fumble return for a touchdown. In the second quarter, with the Raiders on the one-yard line on first-and-goal, he timed a leap at the snap across the line of scrimmage to drop ball carrier Alec Ingold for a one-yard loss. In the fourth quarter, he recovered a fumble by tight end Darren Waller and returned the ball 47 yards for a touchdown. It was his second career touchdown (interception return vs. Indianapolis, Dec. 30, 2018) and his third career fumble recovery (first of 2019).

➤ **Against Houston (12/15)**, notched 11 tackles and his second career interception. With the Texans on Tennessee's four-yard line, Deshaun Watson's pass was batted by Jeffery Simmons, and Brown then came down with the ball in the end zone for the interception.

➤ **Against New Orleans (12/22)**, led the defense with 11 tackles and also tallied one quarterback pressure and one tackle for loss.

➤ **At Houston (12/29)**, posted four tackles.

Brown's Career Regular Season Statistics:

Year	GP	GS	Tackle	Sack	TFL	QBP	Int	PD	FF	FR
2017	16	0	67	1.5	2	6	0	4	0	1
2018	16	9	107	6.0	6	18	1	7	2	1
2019	14	14	117	1.0	4	7	1	9	0	1
Totals	46	23	291	8.5	12	31	2	20	2	3

Brown's Career Postseason Statistics:

Year	GP	GS	Tackle	Sack	TFL	QBP	Int	PD	FF	FR
2017	2	0	5	0.0	0	0	0	1	0	0

Brown's NFL Regular Season Single-Game Highs:

Tackles - 16 vs. Jacksonville (11/24/19)

Sacks - 1 (Seven times, last at Atlanta, 9/29/19)

Interceptions - 1 (Twice, last vs. Houston, 12/15/19)

Pass Defended - 3 vs. Tampa Bay, 10/27/19

Forced Fumbles - 1 (Twice, last vs. Indianapolis, 12/30/18)

Fumble Recoveries - 1 (Three times, last at Oakland, 12/8/19)

Brown's NFL Playoff Single-Game Highs:

Tackles - 3 at Kansas City (1/6/18)



SACKS AMONG YOUNG NFL LINEBACKERS

Inside linebacker **Jayon Brown** was one of the Titans' top pass rushers in 2018, his second NFL season. He finished second on the team with six sacks and also tied for second place on the defense with 18 quarterback pressures.

Brown was one of the NFL's top pass rushers among young linebackers. Counting both inside and outside linebackers in their rookie, first or second seasons, only three players ranked ahead of Brown in sacks—Pittsburgh Steelers 3-4 outside linebacker **T.J. Watt** (13.0), Denver Broncos 3-4 outside linebacker **Bradley Chubb** (12.0) and Indianapolis Colts 4-3 outside linebacker **Darius Leonard** (7.0). Brown tied with Detroit Lions 4-3 middle linebacker **Jarrad Davis** (6.0).

Most sacks in 2018 among rookie, first- or second-year linebackers:

Player	Team	Position	Year	Sacks
1. T.J. Watt	Pittsburgh Steelers	OLB	2	13.0
2. Bradley Chubb	Denver Broncos	OLB	R	12.0
3. Darius Leonard	Indianapolis Colts	OLB	R	7.0
4. Jayon Brown	Tennessee Titans	ILB	2	6.0
Jarrad Davis	Detroit Lions	MLB	2	6.0
6. Roquan Smith	Chicago Bears	ILB	R	5.0
7. Harold Landry	Tennessee Titans	OLB	R	4.5
Genard Avery	Cleveland Browns	OLB	R	4.5
9. Lorenzo Carter	New York Giants	OLB	R	4.0
Haason Reddick	Arizona Cardinals	OLB	2	4.0

BROWN IN ELITE GROUP IN 2018

Jayon Brown emerged in 2018 as one of the top playmakers on the Titans defense. He was one of only six NFL linebackers during the season to accumulate at least six sacks, one interception, one forced fumble and one opponent fumble recovery, joining Denver's **Von Miller**, Chicago's **Khalil Mack**, Kansas City's **Justin Houston**, Indianapolis' **Darius Leonard** and Buffalo's **Lorenzo Alexander**.

NFL linebackers in 2018 with at least six sacks, one interception, one forced fumble and one opponent fumble recovery:

Player	Team	Sacks	Int	Forced Fum	Opp Fum Rec
Von Miller	Denver Broncos	14.5	1	4	3
Khalil Mack	Chicago Bears	12.5	1	6	2
Justin Houston	Kansas City Chiefs	9.0	1	5	3
Darius Leonard	Indianapolis Colts	7.0	2	4	2
Lorenzo Alexander	Buffalo Bills	6.5	2	2	1
Jayon Brown	Tennessee Titans	6.0	1	2	1

#54 • ILB RASHAAN EVANS

[CLICK FOR COMPLETE BIO](#)

Linebacker **Rashaan Evans** (6-2, 232) is in his second NFL season in 2019. He was selected by the Titans with the 22nd pick in the first round of the 2018 NFL Draft. The Titans traded up from the 25th spot in order to take the former Alabama standout.

In his first NFL season, Evans overcame an injury that kept him out of the preseason. He played in 15 games during the regular season with seven starts at inside linebacker and totaled 63 tackles, six quarterback pressures, two tackles for loss and three passes defended.

In four seasons with the Crimson Tide (2014–2017), Evans appeared in 53 games with 14 starts and totaled 152 tackles, 15.0 sacks, 23.5 tackles for loss, five passes defended, 19 quarterback hurries, two forced fumbles and two fumble recoveries. During his four years there, he appeared in three CFP National Championship contests with two victories.

As a senior in 2017, Evans started 12 games and tied for the team lead with 74 tackles. He led the Crimson Tide with 13 tackles for loss despite missing a pair of games due to injury and also posted seven quarterback hurries, six sacks, three passes defended, one forced fumble and one fumble recovery.

Following his senior campaign, he was named a first-team All-American by the AFCA, earned first-team All-SEC honors from Associated Press and second-team All-SEC honors from the conference coaches. Evans is a native of Auburn, Ala.



2019 Notes:

- **At Cleveland (9/8)**, totaled eight tackles and one pass defended.
- **Against Indianapolis (9/15)**, notched six tackles, including a tackle for loss.
- **At Jacksonville (9/19)**, recorded seven tackles and one quarterback pressure.
- **At Atlanta (9/29)**, led the team and set a career high with 10 tackles. He added a half sack, two quarterback pressures and one tackle for loss. He combined with defensive tackle Isaiah Mack for a five-yard sack in the fourth quarter. It was the first half sack of Evans' two-year career.
- **Against Buffalo (10/6)**, led the team and tied his career high with 10 tackles, including a tackle for loss.
- **At Denver (10/13)**, led the team and set a career high with 11 tackles.
- **Against the Los Angeles Chargers (10/20)**, led the team with 11 tackles and added one quarterback pressure and one tackle for loss.
- **Against Tampa Bay (10/27)**, led the team and set a career high with 14 tackles, including one tackle for loss.
- **At Carolina (11/3)**, led the defense with 12 tackles, giving him six consecutive games with at least 10 tackles. He added one quarterback pressure.
- **Against Kansas City (11/10)**, tallied seven tackles, one sack, two quarterback pressures, two tackles for loss and one fumble recovery for a touchdown. He scored his first career touchdown in the second quarter, when he picked up the football after it was fumbled by running back Damien Williams and raced 53 yards for a score. It was Tennessee's first fumble return for a touchdown since Dec. 24, 2017 (Wesley Woodyard vs. the Los Angeles Rams). Later, he registered the first solo sack of his career, dropping Patrick Mahomes for a five-yard loss on third down in the fourth quarter to help end a Chiefs drive. The Chiefs botched a field goal attempt on the ensuing play.
- **Against Jacksonville (11/24)**, produced three tackles, one tackle for loss, one sack and one quarterback pressure. He registered a six-yard sack of Nick Foles in the fourth quarter to give him 2.5 sacks in 2019. It marked his second consecutive game with a sack.
- **At Indianapolis (12/1)**, registered four tackles and one quarterback pressure.
- **At Oakland (12/8)**, posted seven tackles.
- **Against Houston (12/15)**, notched 12 tackles and two quarterback pressures.
- **Against New Orleans (12/22)**, registered 10 tackles, including a pair of tackles for loss.
- **At Houston (12/29)**, produced seven tackles, including one tackle for loss, in his 16th start of the season.

Evans' Career Regular Season Statistics:

Year	GP	GS	Tackle	Sack	TFL	QBP	Int	PD	FF	FR
2018	15	7	63	0.0	2	6	0	3	0	0
2019	16	16	139	2.5	11	11	0	1	0	1
Totals	31	23	202	2.5	13	17	0	4	0	1

Evans' Regular Season Single-Game Highs:

Tackles - 14 vs. Tampa Bay (10/27/19)

Sacks - 1 (Twice, last vs. Jacksonville, 11/24/19)

Fumble Recoveries - 1 vs. Kansas City (11/10/19)

2019 TITANS TACKLE LEADERS

Linebacker **Rashaan Evans** set a career high and led the Titans defense with 139 tackles during the 2019 regular season, according to the Titans coaches' film review. It was his first season to lead the team in tackles.

Titans tackle leaders in 2019 (by total tackles)*:

Player	Pos	Total	Solo	Assist
1. Rashaan Evans	ILB	139	84	55
2. Logan Ryan	CB	120	76	44
3. Jayon Brown	ILB	117	89	28
4. Kenny Vaccaro	S	104	62	42
5. Kevin Byard	S	91	57	34
6. Harold Landry III	OLB	81	56	25
7. Jurrell Casey	DT	61	41	20
8. DaQuan Jones	DL	50	34	16
9. Wesley Woodyard	ILB	46	32	14
10. Adoree' Jackson	CB	40	36	4

* Titans tackle statistics from coaches' tally

#59 • ILB WESLEY WOODYARD

[CLICK FOR COMPLETE BIO](#)

Linebacker **Wesley Woodyard** (6-0, 233) is in his 12th NFL season and his sixth campaign with the Titans in 2019. He was signed as an unrestricted free agent on March 14, 2014.

Woodyard was named a team captain by his teammates in 2018 for the fifth time as a member of the Titans and for the 11th time in his career. He led the team with 124 tackles in 14 games (14 starts), posting the third-best tackle total of his career, and he tied for third on the squad with 4.5 sacks. He added 12 quarterback pressures, seven tackles for loss, two passes defended and one fumble recovery.

In 2017, he enjoyed one of the best seasons of his career. He set career highs with 172 tackles, 17 tackles for loss, 15 quarterback pressures and two fumble recoveries and also had five sacks, which fell a half-sack short of his career benchmark (5.5 in 2012). In addition to setting a career high, Woodyard's 2017 tackle tally was one of the best marks by a defender in the franchise's "Titans era" (1999–present). In that time, his 172 tackles rank second to linebacker **Keith Bulluck's** 180 tackles in 2002.

In 2015, he recorded 12 starts, finished second on the team with 110 tackles and ranked third on the squad with five sacks. He added nine quarterback pressures, seven tackles for loss, three passes defended, a forced fumble, a fumble recovery and six special teams tackles.

In 2014, Woodyard's totals in his first season with the Titans included 16 starts and a career-high 134 tackles, which led the team.

Woodyard joined the Titans after spending the first six years of his career with the Denver Broncos. He appeared in 87 regular-season games with 40 starts. For his Broncos career, he totaled 396 tackles, eight sacks, five interceptions, six forced fumbles and one fumble recovery.

As the middle linebacker from 2012-13, Woodyard started 24 total games and registered 197 tackles, seven sacks, four interceptions and three forced fumbles.

In 2012, Woodyard led the Broncos with a career-high 114 tackles. He ranked second on the squad in both 2013 (83) and 2011 (87).

Also in 2012, he was the only NFL player to record at least 100 tackles, five sacks and three interceptions. He was only the 12th NFL player to accomplish the feat over a 30-year span.

The LaGrange, Ga., native entered the NFL as an undrafted free agent out of the University of Kentucky. He earned first-team All-SEC honors during each of his final two seasons with the Wildcats.

2019 Notes:

- **At Cleveland (9/8)**, registered three tackles and added a stop on special teams.
- **At Jacksonville (9/19)**, he was inactive due to a quad injury.
- **At Atlanta (9/29)**, posted five tackles, including a tackle for loss.
- **Against Buffalo (10/6)**, tallied three tackles.
- **At Denver (10/13)**, led the team with one sack and two tackles for loss. He recorded his first sack of 2019 (28th career) by dropping quarterback Joe Flacco for a 10-yard loss in the fourth quarter. He totaled eight tackles and added a quarterback pressure.
- **Against the Los Angeles Chargers (10/20)**, started and was credited with seven tackles and one forced fumble. On a play the Chargers ran from

the one-yard line with 19 seconds remaining in the fourth quarter, he made a game-saving play with a forced fumble at the goal line. He knocked the ball free from running back Melvin Gordon III, and defensive tackle Jurrell Casey recovered it in the end zone for a touchback. The forced fumble was Woodyard's first of 2019 and the eighth of his career.

- **At Carolina (11/3)**, totaled seven tackles and one additional special teams tackle.
- **Against Kansas City (11/10)**, started and tallied seven tackles.
- **Against Jacksonville (11/24)**, registered three tackles.
- **At Indianapolis (12/1)**, credited with one tackle.
- **At Houston (12/29)**, registered one tackle and one pass defended.

Woodyard's Career Regular Season Statistics:

Year	Team	GP	GS	Tackle	Sack	TFL	QBP	Int	PD	FF	FR
2008	Den	16	6	54	0.0	NA	NA	0	1	1	0
2009	Den	16	0	35	0.0	NA	NA	1	2	1	0
2010	Den	11	3	23	1.0	NA	NA	0	0	0	0
2011	Den	15	7	87	0.0	NA	NA	0	2	2	0
2012	Den	15	14	114	5.5	NA	NA	3	6	1	1
2013	Den	14	10	83	1.5	NA	NA	1	4	1	0
2014	Ten	16	16	134	2.5	8	9	2	4	0	0
2015	Ten	16	12	110	5.0	7	9	0	3	1	1
2016	Ten	16	10	88	2.0	7	8	1	6	0	0
2017	Ten	16	16	172	5.0	17	15	0	5	0	2
2018	Ten	14	14	124	4.5	7	12	0	2	0	1
2019	Ten	15	2	46	1.0	3	1	0	1	1	0
Totals		180	110	1,070	28.0	NA	NA	8	36	8	5

Woodyard's Career Postseason Statistics:

Year	Team	GP	GS	Tackle	Sack	TFL	QBP	Int	PD	FF	FR
2011	Den	2	0	0	0.0	NA	NA	0	0	0	0
2012	Den	1	1	7	0.0	NA	NA	0	0	0	0
2013	Den	3	0	7	0.0	NA	NA	0	0	0	0
2017	Ten	2	2	10	0.0	1	1	0	0	0	0
Totals		8	3	24	0.0	NA	NA	0	0	0	0

Woodyard's Regular Season Single-Game Highs:

Tackles - 20 vs. Baltimore (11/5/17)

Sacks - 1.5 (Twice, last vs. New England, 11/11/18)

Interceptions - 1 (Eight times, last at Chicago, 11/27/16)

Forced Fumble - 1 (Eight times, last vs. L.A. Chargers, 10/20/19)

Fumble Recovery - 1 (Four times, last vs. L.A. Rams, 12/24/17)

Passes Defensed - 3 at Chicago (11/27/16)

Woodyard's Playoff Single-Game Highs:

Tackles - 8 at Kansas City (1/6/18)

Sacks - 0.5 at Kansas City (1/6/18)

SINGLE-SEASON TACKLE LEADERS SINCE '99

Inside linebacker **Wesley Woodyard's** 2017 campaign was one of the best of his 10-year NFL career and one of the finest by any player in a Tennessee Titans uniform. His regular season totals included 172 tackles (104 solo, 68 assists), five sacks, 17 tackles for loss, 15 quarterback pressures and two fumble recoveries—all career highs except for sacks, which fell a half-sack short of his career benchmark (5.5 in 2012).

In addition to a career high, Woodyard's tackle tally was one of the best marks by a defender in the franchise's "Titans era" (1999–present). In that time, his 172 tackles rank second to linebacker **Keith Bulluck's** 180 tackles in 2002.

The published tackle statistics are taken from the Titans coaches' film review and can differ from "press box statistics."

Most tackles in a season by a Titans player, 1999-2017 (tackle statistics from coaches' film review):

Player	Season	Total Tackles
1. Keith Bulluck	2002	180
2. Wesley Woodyard	2017	172
3. Keith Bulluck	2004	171
Keith Bulluck	2003	171
5. Stephen Tulloch	2010	169
Randall Godfrey	2000	169
7. Keith Bulluck	2006	161
8. Michael Griffin	2010	153
9. Keith Bulluck	2005	150
10. Avery Williamson	2016	149



2017 & 2018 TITANS TACKLE LEADERS

Linebacker **Wesley Woodyard** finished first among Titans defenders with 124 tackles in 2018. It was the fourth time in five seasons in Tennessee he hit the 100-tackle mark.

Titans tackle leaders in 2018 (by total tackles):

Player	Pos	Total	Solo	Assist
1. Wesley Woodyard	ILB	124	85	39
2. Jayon Brown	ILB	107	76	31
3. Kevin Byard	S	96	64	32
4. Logan Ryan	CB	85	54	31
5. Jurrell Casey	DT	72	46	26
6. Kenny Vaccaro	S	70	45	25
7. Adoree' Jackson	CB	69	62	7
8. Rashaan Evans	ILB	63	42	21
9. Malcolm Butler	CB	56	49	7
10. Harold Landry III	OLB	46	26	20

In 2017, Woodyard finished first among Titans defenders with a career-high 172 tackles.

Titans tackle leaders in 2017 (by total tackles):

Player	Pos	Total	Solo	Assist
1. Wesley Woodyard	ILB	172	104	68
2. Avery Williamson	ILB	125	70	55
3. Kevin Byard	S	87	64	23
4. Logan Ryan	CB	73	54	19
5. Jurrell Casey	DT	72	60	12
6. Adoree' Jackson	CB	67	58	9
7. Jayon Brown	ILB	67	42	25
8. Johnathan Cyprien	S	65	46	19
9. Brian Orakpo	OLB	60	39	21
10. Erik Walden	OLB	44	29	15

20 TACKLES IN A GAME

Against the Baltimore Ravens on Nov. 5, 2017, **Wesley Woodyard** was credited with 20 tackles, as determined by the defensive coaching staff's film review*. He had 13 solo stops and seven assists.

In the "Titans era" (since 1999), Woodyard became the team's first player to record 20 tackles in a game. Previously, former linebackers **Brad Kassell** (Jan. 2, 2005 vs. Detroit) and **Keith Bulluck** (Sept. 28, 2003 at Pittsburgh) shared the distinction of having the most tackles in a single game during the Titans era with 19 each.

Most total tackles in a game by a Titans defender, 1999–present (all totals from coaches' film review):

Player	Date	Opponent	Total Tackles*
1. Wesley Woodyard	Nov. 5, 2017	Baltimore	20
2. Brad Kassell	Jan. 2, 2005	Detroit	19
Keith Bulluck	Sept. 28, 2003	at Pittsburgh	19
4. Michael Griffin	Sept. 16, 2012	at San Diego	18
Jordan Babineaux	Oct. 23, 2011	Houston	18
6. Stephen Tulloch	Dec. 5, 2010	Jacksonville	17
Peter Sirmon	Dec. 7, 2003	Indianapolis	17
8. Jayon Brown	Nov. 24, 2019	Jacksonville	16
Kevin Byard	Dec. 22, 2018	Washington	16
Avery Williamson	Nov. 15, 2015	Carolina	16
Keith Bulluck	Oct. 5, 2003	at New England	16
Keith Bulluck	Oct. 27, 2002	at Cincinnati	16

* Tackle statistics compiled by coaches often differ from press box tallies from the same game.

MORE TITANS INSIDE LINEBACKERS

53 - ILB DAREN BATES (5-11, 225, 7th Year, Auburn)

- **Daren Bates** was signed by the Titans as an unrestricted free agent in the 2017 offseason.
- He was named a team captain (special teams) for the first time in his career prior to the 2018 campaign. He played in all 16 games and finished second on the squad with 10 special teams tackles. Additionally, he contributed six tackles as a reserve linebacker.
- In 2017, Bates set a career high and ranked second on the team with 16 special teams tackles. He added two stops on special teams during the postseason.
- The 5-foot-11 inch, 225-pounder appeared in all 16 games with one start for the Oakland Raiders during the 2016 season, playing primarily on special teams.
- Bates was originally signed by the St. Louis Rams as an undrafted free agent following the 2013 NFL Draft.
- The Memphis, Tenn., native appeared in 49 games at linebacker and safety over four seasons at Auburn.

2019 Notes:

- **At Cleveland (9/8)**, registered one tackle at linebacker. He also lined up at fullback on Derrick Henry's one-yard touchdown run in the second quarter.
- **At Carolina (11/3)**, tied for the team lead with two special teams tackles.
- **Against Jacksonville (11/24)**, led the team with three special teams tackles and created a turnover on kickoff coverage. On a Jaguars kickoff return in the third quarter, he tackled returner Michael Walker, forced a fumble and recovered the fumble. After he recovered the fumble, the Titans offense scored on the ensuing play.

51 - ILB DAVID LONG JR. (5-11, 227, Rookie, West Virginia)

- **David Long Jr.** was selected by the Titans in the sixth round (188th overall) of the 2019 NFL Draft.
- In three seasons at West Virginia (2016-18), Long played in 34 games with 31 starts and totaled 252 tackles, 14 sacks, and 40 tackles for loss. His career tackles for loss tied for third place on West Virginia's all-time list.
- In his final campaign at West Virginia in 2018, he tied the single-season program record with 19 tackles for loss.
- Long is a native of Cincinnati, Ohio.

2019 Notes:

- **Against Indianapolis (9/15)**, made his NFL debut on special teams.
- **Against the Los Angeles Chargers (10/20)**, credited with his first career tackle and his first career tackle for loss when he stopped running back Melvin Gordon III for a four-yard loss in the first quarter.
- **Against Kansas City (11/10)**, ranked third on the defense with a career-high 11 tackles. Additionally, he recorded his first career forced fumble, combining with linebacker Rashaan Evans to force a turnover in the second quarter. On a rushing attempt by Damien Williams, Long knocked the football loose, and Evans raced 53 yards with it for a touchdown.
- **Against Oakland (12/8)**, credited with two tackles, including one tackle for loss.



OUTSIDE LINEBACKERS

No.	Name	Ht	Wt	Exp	College
44	Correa, Kamalei	6-3	241	4	Boise State
93	Gilbert, Reggie	6-4	260	2	Arizona
58	Landry III, Harold	6-2	252	2	Boston College
50	Roberson, Derick	6-3	250	R	Sam Houston State
91	Wake, Cameron (IR)	6-3	263	11	Penn State
42	Walker, D'Andre (IR)	6-2	251	R	Georgia
40	Williams, Jordan (IR)	6-4	262	1	Tennessee

#58 • OLB HAROLD LANDRY III

[CLICK FOR COMPLETE BIO](#)



Outside linebacker **Harold Landry III** (6-2, 252) is in his second NFL season. He was selected by the Titans in the second round (41st overall) of the 2018 NFL Draft. The Titans traded up 16 spots in the second round (57 to 41) in order to take the former Boston College standout.

As a rookie in 2018, he played in 15 games with three starts. His 4.5 sacks tied for third place on the team, and he also tied for second on the defense with 18 quarterback pressures. He added 46 tackles, two tackles for loss, two passes defended and one forced fumble.

In 46 career games playing defensive end for Boston College, Landry totaled 160 tackles, 26 sacks, 47.5 tackles for loss, seven passes defended, 10 forced fumbles, one fumble recovery and one interception. His 26 career sacks were exceeded in school history by only Mathias Kiwanuka (37.5 from 2002-05).

As a senior in 2017, Landry played and started eight games before a season-ending ankle injury ended his year. He finished second on the team with five sacks and totaled 38 tackles, 8.5 tackles for loss and two passes defended.

In 2016, Landry set the school's single-season record with 16.5 sacks, which led the nation. He added seven forced fumbles, which also led the country, while his 22 tackles for loss ranked fifth nationally and ranked second all-time for the Eagles. His numerous honors included Walter Camp second-team All-America, AP second-team All-America and second-team All-ACC by the Atlantic Coast Sports Media Association and the league's head coaches.

He is a native of Spring Lake, N.C.



2019 Notes:

- **At Cleveland (9/8)**, posted five tackles and one quarterback pressure.
- **Against Indianapolis (9/15)**, tied his career high with six tackles and added one sack, one quarterback pressure, one tackle for loss and one fumble recovery. In the third quarter, he notched his first career fumble recovery, falling on the ball after it was lost by Colts quarterback Jacoby Brissett. The takeaway led to a Titans field goal on the ensuing possession. In the fourth quarter, he was credited with his first sack of the season (zero yards).
- **At Jacksonville (9/19)**, tallied four tackles, including one tackle for loss.
- **At Atlanta (9/29)**, totaled five tackles, including a career-high two sacks. In the third quarter, he sacked Matt Ryan for a six-yard loss, and three plays later, he recorded his second sack, taking down Matt Ryan on fourth-and-one.
- **Against Buffalo (10/6)**, produced a career-high seven tackles, one sack, one quarterback pressure and one tackle for loss. He dropped Josh Allen for a six-yard loss on third down in the third quarter to record his fourth sack of the season.
- **At Denver (10/13)**, tied his career high with seven tackles and added one quarterback pressure.
- **Against the Los Angeles Chargers (10/20)**, tied for the team lead with four quarterback pressures to go along with three tackles.
- **Against Tampa Bay (10/27)**, recorded a sack, a forced fumble and a fumble recovery on the same play in the fourth quarter. With the Titans trying to preserve a three-point lead in the final seven minutes of the contest, he stripped the ball from Jameis Winston and then recovered the ball. It marked the first time in his career he notched a strip-sack and fumble recovery on the same play. With his fifth sack of 2019, he surpassed the 4.5 sacks he had during his rookie season in 2018. He totaled five tackles in the contest.
- **At Carolina (11/3)**, tied his career high with seven tackles and added one sack, two quarterback pressures, one tackle for loss and one interception. He recorded his first career interception in the first quarter, picking off Kyle Allen's pass that was intended for wide receiver Jarius Wright but tipped by safety Kenny Vaccaro. It marked his second consecutive game with a takeaway. He also helped stall a Panthers drive with an eight-yard sack on third down in the second quarter.
- **Against Kansas City (11/10)**, totaled three tackles, one sack and three quarterback pressures. He registered a sack in his third consecutive game by taking down quarterback Patrick Mahomes for an eight-yard loss in the second quarter.
- **Against Jacksonville (11/24)**, produced a career-high eight tackles, one sack and three quarterback pressures. He knocked Jacksonville out of field goal range in the first quarter with an eight-yard sack of Nick Foles on third down. With his fourth consecutive game with at least one sack, he became the team's first player with a four-game sack streak since 2016, when outside linebackers Brian Orakpo (five games) and Derrick Morgan (four) each accomplished the feat.
- **At Indianapolis (12/1)**, totaled seven tackles, one sack and a team-high four quarterback pressures. He sacked Jacoby Brissett for a two-yard loss in the third quarter to register his fifth consecutive game with at least one sack, tying for the seventh-longest streak of its kind in franchise history. The last Titans player with a five-game sack streak was outside linebacker Brian Orakpo in 2016. In the third quarter, his pressure of Brissett resulted in an interception by safety Kevin Byard.
- **At Oakland (12/8)**, notched five tackles and two quarterback pressures.
- **Against Houston (12/15)**, posted four tackles and three quarterback pressures.
- **Against New Orleans (12/22)**, totaled two tackles and one quarterback pressure.
- **At Houston (12/29)**, produced three tackles and two quarterback pressures in his 16th start of the season.

Landry's Career Regular Season Statistics:

Year	GP	GS	Tackle	Sack	TFL	QB	Int	PD	FF	FR
2018	15	3	46	4.5	2	18	0	2	1	0
2019	16	16	81	9.0	4	28	1	1	1	2
Totals	31	19	127	13.5	6	46	1	3	2	2

Landry's Regular Season Single-Game Highs:

Tackles - 8 vs. Jacksonville (11/24/19)
Sacks - 2 at Atlanta (9/29/19)
Quarterback Pressures - 9 at N.Y. Giants (12/16/18)
Forced Fumbles - 1 (Twice, last vs. Tampa Bay, 10/27/19)
Fumble Recoveries - 1 (Twice, last vs. Tampa Bay, 10/27/19)
Interceptions - 1 at Carolina (11/3/19)

2019 AFC SACK LEADERS

Titans second-year outside linebacker **Harold Landry III** tied for 10th place in the AFC with nine sacks during the 2019 regular season.

Most sacks in 2019 among AFC players:

Player	Team	Pos	Sacks
1. T.J. Watt	Pittsburgh Steelers	LB	14.5
2. Bud Dupree	Pittsburgh Steelers	LB	11.5
Joey Bosa	Los Angeles Chargers	DE	11.5
4. Justin Houston	Indianapolis Colts	DE	11.0
5. Josh Allen	Jacksonville Jaguars	DE	10.5
6. Maxx Crosby	Oakland Raiders	DE	10.0
Myles Garrett	Cleveland Browns	DE	10.0
8. Jordan Phillips	Buffalo Bills	DT	9.5
Matt Judon	Baltimore Ravens	LB	9.5
10. Harold Landry	Tennessee Titans	LB	9.0
Cameron Heyward	Pittsburgh Steelers	DT	9.0
Chris Jones	Kansas City Chiefs	DT	9.0
Carlos Dunlap	Cincinnati Bengals	DE	9.0

SACKS IN FIRST 25 GAMES

Titans outside linebacker **Harold Landry III** produced 11.5 career sacks in his first 25 career games, placing him in select company for defensive performance in the early stages of a career.

Since individual sacks became an official statistic in 1982, his sack total ranks third for the club among players in their first 25 NFL games.

The only previous Titans/Oilers players to record more sacks than Landry in their initial 25 NFL outings were former defensive end **Jevon Kearse** (17.5) and defensive lineman **Anthony Cook** (12.0).

Most sacks for the Titans/Oilers in a player's first 25 NFL games (1982–present):

Player	Seasons	Sacks
1. Jevon Kearse	1999–2000	17.5
2. Anthony Cook	1995–1997	12.0
3. Harold Landry III	2018–2019	11.5
4. Jason Jones	2008–2010	11.0
5. Jacob Ford	2008–2009	10.5
6. Carlos Hall	2002–2003	10.0
7. Zach Brown	2012–2013	8.5
Kenny Holmes	1997–1998	8.5
Travis LaBoy	2004–2005	8.5
10. Gary Walker	1995–1996	8.0



#91 • OLB CAMERON WAKE

[CLICK FOR COMPLETE BIO](#)



Outside linebacker **Cameron Wake** (6-3, 263) is in his 11th NFL season and his first campaign with the Titans in 2019. He was signed as an unrestricted free agent from the Miami Dolphins on March 15, 2019.

Wake's 2019 season came to an end with six games remaining on the schedule. He was placed on injured reserve on Nov. 26, concluding his season with 2.5 sacks, 11 quarterback pressures, one pass defended and nine tackles. At the time he was placed on injured reserve, his 100.5 career sacks ranked third among all active NFL players, trailing only **Terrell Suggs** (138.0) and **Von Miller** (104.0).

In 10 seasons with the Dolphins, Wake totaled 98 sacks to rank second in franchise history. He is a five-time Pro Bowl selection (2010, 2012, 2013, 2014 and 2016) and a four-time Associated Press All-Pro (first team 2010 and 2012; second team 2014 and 2016).

Only Pro Football Hall of Famer Jason Taylor (131) has more sacks in Dolphins history than Wake. From 2009 through 2018, Wake's 98 sacks tied Von Miller for the highest total in the NFL, and entering 2019, only Terrell Suggs (132.5) had more sacks among all active players.

Additionally, Wake ranked second in the NFL with 213 total quarterback hits from 2009–2018, trailing only J.J. Watt (244).

In 146 career games in Miami (126 starts), Wake's totals also included 348 tackles, one interception, 15 passes defended, 22 forced fumbles and two fumble recoveries. The durable veteran experienced only one season (2015) in which he missed more than two games due to injury.

In 2018, Wake played and started in 14 games and contributed six sacks, 36 tackles, one pass defended and one forced fumble.

Originally signed by the New York Giants as an undrafted free agent in 2005, Wake played for the Canadian Football League's B.C. Lions in 2007 and 2008 and was named the CFL Defensive Player of the Year both seasons. He then joined the Dolphins as a free agent in 2009.

A native of Hyattsville, Md., Wake was a four-year letterman at Penn State, where he totaled 191 tackles and 8.5 sacks as a linebacker and defensive end.

2019 Notes:

- **At Cleveland (9/8)**, led the Titans with 2.5 sacks in his debut in a Titans uniform. He totaled three tackles and one quarterback pressure. In the first quarter, he recorded his first sack with the Titans, dropping Baker Mayfield for a 15-yard loss. In the second quarter, he recorded a safety with a sack of Mayfield in the end zone. It was his second career safety and first since 2013 as a member of the Miami Dolphins. On the sack for a safety, he became the second active NFL player to reach 100 career sacks, joining current Arizona Cardinals defender Terrell Suggs. He became the 33rd NFL player to reach the mark since individual sacks became an official statistic in 1982. Wake also shared a seven-yard sack with cornerback Logan Ryan in the fourth quarter. It was his ninth career game with at least 2.5 sacks. He became the second player in franchise history to be credited with a safety and at least 2.5 sacks in the same game, joining Ray Childress (Sept. 16, 1990 at Pittsburgh).
- **Against Indianapolis (9/15)**, generated one tackle and one quarterback pressure.
- **At Atlanta (9/29)**, contributed two quarterback pressures and one pass defended in the 150th game of his NFL career. Since individual sacks became an official NFL statistic in 1982, Wake became one of 14 players to have had 100 or more sacks through their first 150 career games.
- **Against Buffalo (10/6)** and **at Denver (10/13)**, he was inactive with a hamstring injury.
- **Against the Los Angeles Chargers (10/20)**, registered two quarterback pressures.
- **Against Tampa Bay (10/27)**, totaled two quarterback pressures.
- **At Carolina (11/3)**, notched one tackle.
- **Against Kansas City (11/10)**, posted one quarterback pressure.
- **Against Jacksonville (11/24)**, registered two quarterback pressures.
- Placed on injured reserve on Nov. 26.

Wake's Career Regular Season Statistics:

Year	Team	GP	GS	Tackle	Sack	TFL	QBP	Int	PD	FF	FR
2009	Mia	14	1	11	5.5	6	9	0	1	1	0
2010	Mia	16	16	57	14.0	21	26	0	4	3	0
2011	Mia	16	14	42	8.5	15	27	0	2	0	0
2012	Mia	16	16	53	15.0	13	33	0	1	3	0
2013	Mia	15	15	37	8.5	8	21	0	0	2	1
2014	Mia	16	16	38	11.5	8	22	0	3	3	1
2015	Mia	7	7	9	7.0	3	7	0	1	4	0
2016	Mia	16	11	29	11.5	6	24	1	2	5	0
2017	Mia	16	16	36	10.5	12	27	0	0	0	0
2018	Mia	14	14	36	6.0	5	17	0	1	1	0
2019	Ten	9	0	5	2.5	0	11	0	1	0	0
NFL Totals		155	126	353	100.5	97	224	1	16	22	2

Wake's Career Postseason Statistics:

Year	Team	GP	GS	Tackle	Sack	TFL	QBP	Int	PD	FF	FR
2016	Mia	1	1	6	0.0	0	0	0	0	0	0

Wake's Regular Season Single-Game Highs:

Tackles - 8 at Baltimore (11/7/10)

Sacks - 4.5 at Arizona (9/30/12)

Interceptions - 1 at N.Y. Jets (12/17/16)

Forced Fumble - 2 (Four times, last vs. N.Y. Jets, 11/6/16)

Fumble Recovery - 1 (Twice, last at Chicago, 10/19/14)

Passes Defensed - 2 at Buffalo (9/12/10)

Wake's Playoff Single-Game Highs:

Tackles - 6 at Pittsburgh (1/8/17)

ACTIVE NFL SACK LEADERS

Among all active players, Titans outside linebacker **Cameron Wake** is in third place in career sacks. Only **Terrell Suggs** and Denver's **Von Miller** have more sacks than Wake among players currently playing in the NFL.

Most career sacks by active NFL players:

Player	Sacks
1. Terrell Suggs	139.0
2. Von Miller	106.0
3. Cameron Wake	100.5
4. Chandler Jones	96.0
J.J. Watt	96.0
6. Clay Matthews	91.5
7. Ryan Kerrigan	90.0
8. Justin Houston	89.5
9. Calais Campbell	88.0
10. Cameron Jordan	87.0



MORE TITANS OUTSIDE LINEBACKERS

44 - OLB KAMALEI CORREA (6-3, 241, 4th Year, Boise State)

➤ Outside linebacker **Kamalei Correa** (pronounced KAH-mah-lay cor-A-uh; 6-3, 241) was acquired by the Titans in a trade with the Baltimore Ravens on Aug. 28, 2018. The Titans sent a sixth-round pick to the Ravens in the deal.

➤ Correa played in 13 games in 2018 and set career highs with four starts, 27 tackles, 3.5 sacks, five quarterback pressures, four tackles for loss and one forced fumble (tied).

➤ Correa was a second-round selection (42nd overall) by the Ravens in the 2016 NFL Draft. Over his first two years in the NFL, he played in 25 games, including four starts, and totaled 11 tackles, one forced fumble and eight special teams stops.

➤ In 2017, Correa appeared in all 16 games with three starts for the Ravens, recording eight tackles and one pass defensed.

➤ As a rookie in 2016, he played in nine games with one start. He posted three tackles, one pass defensed and one forced fumble for the league's seventh ranked defense before finishing the campaign on injured reserve (ribs).

➤ An all-conference performer at Boise State, he totaled 27 starts and 40 games over his three-year college career. His statistics with the Broncos included 110 career tackles, 20 sacks, 31.5 tackles for loss and five forced fumbles.

➤ A native of Honolulu, Hawaii, he was a high school teammate with Titans quarterback Marcus Mariota at the Saint Louis School.

2019 Notes:

➤ **At Cleveland (9/8)**, notched four tackles and added a stop on special teams.

➤ **At Jacksonville (9/19)**, totaled one tackle, one quarterback pressure and one tackle for loss.

➤ **Against Buffalo (10/6)**, registered a pair of tackles and one quarterback pressure.

➤ **At Denver (10/13)**, produced a pair of tackles.

➤ **Against the Los Angeles Chargers (10/20)**, totaled a pair of tackles and one quarterback pressure.

➤ **Against Tampa Bay (10/27)**, tallied three tackles and added a special teams stop.

➤ **At Carolina (11/3)**, registered his first start of the season at outside linebacker and totaled three tackles, one sack and one quarterback pressure. He recorded his first sack of the season by dropping Kyle Allen for a three-yard loss in the first quarter.

➤ **Against Kansas City (11/10)**, contributed a pair of tackles.

➤ **Against Jacksonville (11/24)**, tied his career high with five tackles.

➤ **At Indianapolis (12/1)**, tied his career high with five tackles and added one sack, one tackle for loss, one fumble recovery and one special teams tackle. He sacked Jacoby Brissett for a one-yard loss in the fourth quarter. The sack came on third down and preceded the team's go-ahead touchdown on a blocked field goal return on the following play. Minutes later, he helped secure the victory by recovering a fumble by tight end Ross Travis at Tennessee's eight-yard line with 1:58 on the clock. It was his first career defensive fumble recovery.

➤ **At Oakland (12/8)**, registered his second consecutive game with a sack, forcing Derek Carr out of bounds for no gain in the second quarter. He totaled two tackles in the contest.

➤ **Against Houston (12/15)**, recorded four tackles, including a sack. He dropped Deshaun Watson for a nine-yard sack in the first quarter to give him a career-high four sacks in 2019 and three consecutive games with a sack.

➤ **At Houston (12/29)**, credited with a sack and tied for the team lead with three quarterback pressures. He recorded an eight-yard sack in the second quarter to give him a career-high five sacks in 2019. He registered a sack in four of the final five contests to end the regular season. He added a stop on special teams at Houston.

93 - OLB REGGIE GILBERT (6-4, 260, 2nd Year, Arizona)

➤ **Reggie Gilbert** was acquired by the Titans in a trade with the Green Bay Packers on Aug. 29, 2019. The Titans traded a conditional 2020 seventh-round draft choice in exchange for Gilbert, who began his NFL career with the Packers as an undrafted free agent in 2016.

➤ During three seasons in Green Bay, Gilbert appeared in 18 total games, totaling 47 tackles, 3.5 sacks, 20 quarterback pressures and two special teams stops.

➤ In 2018, he played in all 16 games for the first time in his career and recorded 44 tackles, six tackles for loss, 2.5 sacks, a fumble recovery, four quarterback hits, 15 quarterback pressures, two passes defensed and two

tackles on special teams. His 15 quarterback pressures ranked second on the squad.

- He spent the majority of his first two seasons Green Bay's practice squad.

- At the University of Arizona, he started 47 of 57 games played and registered 14 sacks. He played in four bowl games and helped lead his program to 33 wins from 2012-15, which served as the winningest four-year stretch in program history.
- He is a native of Laveen, Ariz.

2019 Notes:

- **At Jacksonville (9/19)**, made his debut with the Titans after missing the first two games due to a knee injury. He registered two tackles.
- **At Atlanta (9/29)**, logged his first career start at outside linebacker and totaled three tackles and one quarterback pressure.
- **Against Buffalo (10/6)**, started and produced three tackles, one sack, one quarterback pressure and one tackle for loss. In the fourth quarter, he recorded his first sack as a member of the Titans, dropping Josh Allen for a four-yard loss.
- **At Denver (10/13)**, produced a pair of tackles.
- **Against the Los Angeles Chargers (10/20)**, registered four tackles.
- **Against Tampa Bay (10/27)**, recorded one tackle, one quarterback pressure and one special teams tackle.
- **Against Kansas City (11/10)**, contributed three tackles.
- **At Oakland (12/8)**, tallied three tackles and one quarterback pressure.
- **Against Houston (12/15)**, recorded three tackles and added one special teams stop.

50 - OLB DERICK ROBERSON (6-3, 250, Rookie, Sam Houston State)

- Outside linebacker **Derick Roberson** signed with the Titans as a rookie free agent on May 10, 2019.
- He spent the first six games of his rookie season on the practice squad before being elevated to the 53-man roster on Oct. 19. He then spent the next four weeks on the practice squad before being re-signed to the 53-man roster on Nov. 26.
- Roberson appeared in 32 games with 20 starts over three seasons at Sam Houston State (2016-18) and totaled 123 tackles, 23 sacks, eight passes defended, one interception and seven forced fumbles.
- Transferred to Sam Houston State from Texas where he played one season as a redshirt freshman. He saw action in 10 contests at Texas and registered six tackles, two sacks and one forced fumble.
- He is a native of San Antonio, Texas.

2019 Notes:

- **Against New Orleans (12/22)**, led the team with two sacks, logging the first two sacks of his career. He recorded his first career sack in the first quarter, dropping Drew Brees for a seven-yard loss, and he added an eight-yard sack in the fourth quarter on third down. Roberson became the first Titans rookie with two or more sacks in a game since linebacker Avery Williamson accomplished the feat as a rookie against the Pittsburgh Steelers on Nov. 17, 2014.
- **At Houston (12/29)**, tallied two tackles, including a sack. He dropped AJ McCarron for an eight-yard sack in the first quarter. The sack, which came on third down, gave him three sacks in a two-game span.

42 - OLB D'ANDRE WALKER (6-2, 251, Rookie, Georgia)

- **D'Andre Walker** was selected by the Titans in the fifth round (168th overall) of the 2019 NFL Draft.
 - During a four-year career at Georgia (2015-18), Walker appeared in 54 games with 13 starts and totaled 113 tackles, 13.5 sacks, 27.5 tackles for loss, four passes defended, five forced fumbles, one fumble recovery and two blocked punts.
 - Walker accumulated 7.5 sacks in 13 games as a senior in 2018.
 - He is a native of College Park, Ga.
- #### 2019 Notes:
- Placed on injured reserve on Aug. 10, 2019.



TITANS CORNERBACKS

No.	Name	Ht	Wt	Exp	College
35	Brock Sr., Tramine	6-0	188	10	Belhaven
21	Butler, Malcolm (IR)	5-11	190	6	West Alabama
25	Jackson, Adoree'	5-11	185	3	Southern California
30	Milton, Chris (IR)	5-11	190	4	Georgia Tech
26	Ryan, Logan	5-11	195	7	Rutgers
36	Sims, LeShaun	6-0	203	4	Southern Utah
23	Smith, Tyre	6-0	195	4	Towson

#21 • CB MALCOLM BUTLER

[CLICK FOR COMPLETE BIO](#)


Cornerback **Malcolm Butler** (5-11, 190) is in his sixth NFL season and his second campaign with the Titans in 2019. He was signed by the Titans as an unrestricted free agent on March 16, 2018.

His 2019 season was cut short due to a wrist injury he suffered in the ninth game (Nov. 3 at Carolina). Until that point, he had 30 tackles, two interceptions, including one for a touchdown, and 10 passes defended.

In 2018, Butler led the Titans with 13 passes defended in his first season as a Titan and was second on the team with three interceptions, which included an interception return for a touchdown. He added 56 tackles, one sack, one quarterback pressure, three tackles for loss and one forced fumble in 16 games (11 starts).

Prior to his arrival in Tennessee, Butler spent the first four seasons of his career with the New England Patriots. During his time in New England, he appeared in 59 career regular season games with 48 starts and amassed 204 tackles, eight interceptions, 47 passes defended, four forced fumbles and two fumble recoveries.

Butler appeared in 11 career playoff games with seven starts with the Patriots. He started all three postseason contests on the Patriots' run to the Super Bowl LI title in 2016 and made the crucial, game-winning interception at the goal line in New England's Super Bowl XLIX victory over the Seattle Seahawks to conclude the 2014 campaign.

In 2017, he played in all 16 games during the regular season with 15 starts and amassed 60 tackles, two interceptions, a sack, 12 passes defended and three forced fumbles. He saw action in all three postseason games (two starts) and posted four tackles.

In 2016, Butler earned his second consecutive Pro Bowl invitation and was named Associated Press second-team All-Pro after starting all 16 regular season games and recording 63 tackles, one sack, a career-high four interceptions and 17 passes defended.

As a rookie free agent in 2014, Butler was involved in one of the most memorable plays in Super Bowl history. With 26 seconds remaining against the Seattle Seahawks in Super Bowl XLIX, he intercepted a pass intended for Ricardo Lockette at the goal line, preventing a go-ahead touchdown by the Seahawks and sealing New England's championship victory.

The Vicksburg, Miss., native was originally signed by the New England Patriots on May 19, 2014, following two seasons at the University of West Alabama, where he was a two-time first team All-Gulf South Conference selection at cornerback. He transferred to West Alabama from Hinds (Miss.) Community College.

2019 Notes:

- **At Cleveland (9/8)**, in the fourth quarter, intercepted a pass from Baker Mayfield that was intended for wide receiver Jarvis Landry and raced 38 yards for a touchdown. It was Butler's second career interception return for a touchdown. The interception was the 12th of Butler's career. He added five tackles in the contest.
- **Against Indianapolis (9/15)**, recorded seven tackles and one pass defended.

- **At Jacksonville (9/19)**, registered one pass defended.
- **At Atlanta (9/29)**, contributed six tackles and one pass defended.
- **Against Buffalo (10/6)**, tallied four tackles.
- **At Denver (10/13)**, produced a pair of tackles and a team-high two passes defended.
- **Against the Los Angeles Chargers (10/20)**, posted five tackles and one pass defended.
- **Against Tampa Bay (10/27)**, recorded his second interception of the season and the 13th interception of his career when he picked off a Jameis Winston pass and returned the ball 23 yards to the Tampa Bay six-yard line in the first quarter. The takeaway resulted in a Titans touchdown on the ensuing possession. He added one tackle in the contest.
- **At Carolina (11/3)**, registered two passes defended before leaving the contest in the second quarter with a wrist injury.
- Placed on injured reserve on Nov. 5.

Butler's Career Regular Season Statistics:

Year	Team	GP	GS	Tackle	Sack	TFL	QBP	Int	PD	FF	FR
2014	NE	11	1	14	0.0	NA	NA	0	3	0	0
2015	NE	16	16	67	0.0	NA	NA	2	15	0	0
2016	NE	16	16	63	1.0	NA	NA	4	17	1	2
2017	NE	16	15	60	1.0	NA	NA	2	12	3	0
2018	Ten	16	11	56	1.0	3	1	3	13	1	0
2019	Ten	9	9	30	0.0	0	0	2	10	0	0
Totals		84	68	290	3.0	NA	NA	13	70	5	2

Butler's Career Postseason Statistics:

Year	Team	GP	GS	Tackle	Sack	TFL	QBP	Int	PD	FF	FR
2014	NE	3	0	4	0.0	NA	NA	1	3	0	0
2015	NE	2	2	12	0.0	NA	NA	0	3	0	0
2016	NE	3	3	11	0.0	NA	NA	0	1	0	0
2017	NE	3	2	10	0.0	NA	NA	0	1	0	0
Totals		11	7	37	0.0	NA	NA	1	8	0	0

Butler's Regular Season Single-Game Highs:

Tackles - 9 (Twice, last vs. Seattle 11/13/16)
Interceptions - 2 vs. N.Y. Jets (12/24/16)
Sacks - 1 (Twice, last vs. Buffalo 12/24/17)
Passes Defended - 4 vs. Cincinnati (10/16/16)
Forced Fumble - 1 (Five times, last vs. Philadelphia, 9/30/18)
Fumble Recoveries - 1 (Twice, last vs. N.Y. Jets 12/24/16)

Butler's Playoff Single-Game Highs:

Tackles - 7 at Denver (1/24/15)
Interceptions - 1 vs. Seattle (2/1/15)
Interception Long - 3 vs. Seattle (2/1/15)
Passes Defended - 3 vs. Seattle (2/1/15)

**#25 • CB ADOREE' JACKSON**[CLICK FOR COMPLETE BIO](#)

Cornerback **Adoree' Jackson** (5-11, 185) is in his third NFL season in 2019. He was selected by the Titans with the 18th overall pick in the first round of the 2017 NFL Draft.

In 2018, Jackson appeared in all 16 games for the second consecutive season with 13 starts. He set single-season career highs with 69 tackles and two interceptions. His 11 passes defended ranked second on the squad, and he added one quarterback pressure and three tackles for loss. He also handled the team's punt return duties, averaging 9.3 yards on 16 returns.

In 2017, Jackson was the first rookie cornerback for the team in the "Titans era" (1999–present) to record 16 starts. His 1,260 total plays (1,017 defensive snaps, 231 special teams snaps and 12 offensive snaps) ranked second in the NFL among all players behind only Arizona Cardinals safety **Tyrann Mathieu** (1,261).

Jackson's rookie defensive totals included a team-high 23 passes defended, 67 tackles, four tackles for loss, one quarterback pressures and three forced fumbles (tied for team lead). He ranked fifth in the NFL with 290 punt return yards (34 returns), ranked sixth in the NFL with a 23.1-yard kickoff return average (25 returns), and finished sixth with 868 combined kickoff return and punt return yards. He added 55 yards on five rushing attempts.

In three seasons at Southern California, Jackson appeared in 39 games with 36 starts. Although he was a starter at cornerback, he was a three-way threat, contributing as a returner and on offense. He scored 15 total touchdowns during his career in four different ways: via reception (6), interception (1), punt return (4) and kickoff return (4).

Jackson's career defensive totals with the Trojans included 139 tackles, 29 passes defended, six interceptions, six stops for loss, three fumble recoveries and two forced fumbles.

As a return specialist, Jackson notched 79 kickoff returns for 2,141 yards with four touchdowns and 46 punt returns for 578 yards with four touchdowns. He tied two NCAA records with his eight career touchdowns on kick/punt returns and nine touchdowns on all runbacks. He also set Southern California career records for kickoff returns and kickoff return yards.

As a junior in 2016, Jackson was awarded the Jim Thorpe Award as the nation's top defensive back. Additionally, he was a consensus All-American, the 2016 Pac-12 Defensive Player of the Year, a team captain and the team MVP (the first Trojan to repeat as team MVP since 2004-05), and he earned first-team All-Pac-12 honors at two different positions (defensive back and return specialist). He started all 13 games at cornerback and led the team with five interceptions, 11 passes defended and two fumble recoveries. He scored twice on kickoff returns, twice on punt returns and once on offense.

A native of East St. Louis, Ill., Jackson also made his name as a world-class track athlete. He was a long jumper and sprinter on USC's track team in 2015 and 2016, winning the Pac-12 outdoor long jump title both years (and placing second in the Pac-12 100 meters in 2016) and earning All-American status both years after twice placing fifth in the NCAA long jump. He also placed 10th in the long jump in the U.S. Olympic Trials.

2019 Notes:

- **At Cleveland (9/8)**, totaled five tackles and returned one kickoff 23 yards.
- **Against Indianapolis (9/15)**, posted one tackle and added two punt returns for 26 yards, including a 17-yard return.
- **At Jacksonville (9/19)**, registered two tackles.
- **At Atlanta (9/29)**, tallied four tackles and one pass defended.
- **Against Buffalo (10/6)**, registered two tackles and one pass defended.
- **At Denver (10/13)**, totaled three tackles.
- **Against the Los Angeles Chargers (10/20)**, registered two tackles.
- **Against Tampa Bay (10/27)**, he was inactive with a foot injury.
- **At Carolina (11/3)**, posted three tackles, one tackle for loss and two passes defended.
- **Against Kansas City (11/10)**, tallied seven tackles and two passes defended.
- **Against Jacksonville (11/24)**, recorded a career-high 10 tackles, one tackle for loss and one pass defended.
- **At Indianapolis (12/1)**, recorded one tackle before leaving the game with an injury.

➤ At Oakland (12/8), against Houston (12/15), against New Orleans (12/22) and at Houston (12/29), he was inactive with a foot injury.

Jackson's Career Regular Season Defensive Statistics:

Year	Team	GP	GS	Tackle	Sack	TFL	QBP	Int	PD	FF	FR
2017	Ten	16	16	67	0.0	4	1	0	23	3	0
2018	Ten	16	13	69	0.0	3	1	2	11	0	0
2019	Ten	11	10	40	0.0	2	0	0	7	0	0
Totals		43	39	176	0.0	9	2	2	41	3	0

Jackson's Career Regular Season Punt/Kickoff Return Statistics:

Year	Team	PR	Yds	Avg	Lg	TD	KR	Yds	Avg	Lg	TD
2017	Ten	34	290	8.5	46	0	25	578	23.1	57	0
2018	Ten	16	148	9.3	26	0	0	0	0.0	0	0
2019	Ten	3	26	8.7	17	0	2	23	11.5	23	0
Totals		53	464	8.8	46	0	27	601	22.3	57	0

Jackson's Career Postseason Defensive Statistics:

Year	Team	GP	GS	Tackle	Sack	TFL	QBP	Int	PD	FF	FR
2017	Ten	2	2	7	0.0	0	0	0	3	0	0

Jackson's Career Postseason Punt/Kickoff Return Statistics:

Year	Team	PR	Yds	Avg	Lg	TD	KR	Yds	Avg	Lg	TD
2017	Ten	4	18	4.5	13	0	6	126	21.0	25	0

Jackson's NFL Regular Season Single-Game Highs:

Tackles - 10 vs. Jacksonville (11/24/19)
Interceptions - 1 (Twice, last at Buffalo, 10/7/18)
Pass Defensed - 4 vs. Baltimore (11/5/17)
Punt returns - 5 vs. Seattle (9/24/17)
Punt return yards - 55 at Jacksonville (9/17/17)
Long punt return - 46 at Jacksonville (9/17/17)
Kickoff returns - 5 at Pittsburgh (11/16/17)
Kickoff return yards - 109 vs. L.A. Rams (12/24/17)
Long kickoff return - 57 vs. L.A. Rams (12/24/17)

Jackson's NFL Playoff Single-Game Highs:

Tackles - 4 at Kansas City (1/6/18)
Pass Defensed - 2 at New England (1/13/18)
Punt returns - 3 at Kansas City (1/6/18)
Punt return yards - 18 at Kansas City (1/6/18)
Long punt return - 13 at Kansas City (1/6/18)
Kickoff returns - 4 at New England (1/13/18)
Kickoff return yards - 83 at New England (1/13/18)
Long kickoff return - 25 at New England (1/13/18)



MOST TOTAL SNAPS IN 2017

Cornerback **Adoree' Jackson** was on the field more than any other Titans player and almost more than every other NFL player in 2017. He was the first rookie cornerback for the team in the "Titans era" (1999–present) to start all 16 games in the regular season, and he and Buffalo's **Tre'Davious White** were only NFL rookie cornerbacks to record 16 starts in 2017.

Jackson played 1,017 defensive snaps while also serving as the team's primary returner and even lining up on offense occasionally. His 231 special teams snaps and 12 offensive snaps brought his season total to 1,260 total plays.

The only NFL player in 2017 to participate in more plays than Jackson was Arizona Cardinals safety **Tyrann Mathieu**, who recorded 1,261 snaps—1,046 on defense and 215 on special teams. The next-closest rookie behind Jackson was New York Jets safety **Jamal Adams**, who was on the field for 1,205 total plays.

Second-year safety **Kevin Byard** ranked second on the Titans with 1,153 total snaps in 2017.

NFL players with the most total snaps in 2017*:

Player	Team	Pos	Off Snaps	Def Snaps	SpT Snaps	Total Snaps*
1. Tyrann Mathieu	Ari	S	0	1,046	215	1,261
2. Adoree' Jackson	Ten	CB	12	1,017	231	1,260
3. Demario Davis	NYJ	LB	0	1,110	116	1,226
Shaquille Mason	NE	OL	1,133	0	93	1,226
5. Joe Thuney	NE	OL	1,131	0	91	1,222
6. Joe Schobert	Cle	LB	0	1,065	142	1,207
7. Jamal Adams	NYJ	S	0	1,094	111	1,205
8. Nate Solder	NE	OT	1,112	0	92	1,204
9. Robert Alford	Atl	CB	1	1,038	162	1,201
10. Eddie Jackson	Chi	DB	0	1,054	130	1,184

* Does not include plays nullified by penalties

#26 • CB LOGAN RYAN

CLICK FOR COMPLETE BIO

Cornerback **Logan Ryan** (5-11, 195) is in his seventh NFL season and his third campaign with the Titans in 2019. He was signed by the Titans as an unrestricted free agent on March 11, 2017.

Ryan's 2018 season came to an early conclusion after he suffered a season-ending leg injury on Dec. 16 at the New York Giants. He was placed on injured reserve two days later. Prior to the injury, he played and started in 14 games and collected 85 tackles, a career-high four sacks, one tackle for loss, one quarterback pressure and eight passes defensed. At the time of his injury, his four sacks were tied (Minnesota's **Mackensie Alexander**) for the NFL lead among cornerbacks.

Ryan set a career high in 2017 with 15 starts during the regular season and totaled 73 tackles, 14 passes defensed, two quarterback pressures, two tackles for loss and one forced fumble. He added 12 tackles, one pass defensed and one tackle for loss in two postseason starts.

Ryan spent his first four NFL seasons in New England, where he was a contributor to two Super Bowl titles. He played in 64 games with the Patriots, including 40 starts, and totaled 13 interceptions, 41 passes defensed, 251 tackles, two sacks and three forced fumbles. His 13 interceptions from 2013–2016 ranked seventh among NFL corners.

In 2016, Ryan led the Patriots in tackles (92), also adding two interceptions, 11 passes defensed and one sack as part of a defense that was ranked first in points allowed and eighth in yards allowed.

In 2013, he played all 16 regular season games with seven starts as a rookie. He led all NFL rookies and tied for the AFC lead with a career-high five interceptions.

A native of Voorhees, N.J., Ryan was a third-round pick by the Patriots in the 2013 NFL Draft following a four-year career at Rutgers. As a cornerback for the Scarlet Knights, he started 27 games and earned All-Big East honors as a junior and senior.



2019 Notes:

➤ **At Cleveland (9/8)**, totaled eight tackles, 1.5 sacks (tied career high), one quarterback pressure and one interception. He was credited with an eight-yard sack late in the second quarter and also split a seven-yard sack with outside linebacker Cameron Wake in the fourth quarter. It gave him eight career sacks, including 5.5 sacks since the beginning of the 2018 season. In the fourth quarter, he recorded his 14th career interception and his first in a Titans uniform, picking off Baker Mayfield's pass that was intended for wide receiver Jarvis Landry. Since individual sacks became an official NFL statistic in 1982, it marked only the third time a Titans/Oilers player recorded at least one interception and at least 1.5 sacks in the same game. Ryan joined Oilers linebackers Robert Brazile (Dec. 19, 1982 at Philadelphia) and Johnny Meads (Oct. 21, 1990 against New Orleans) as the franchise's only players to accomplish the feat.

➤ **Against Indianapolis (9/15)**, recorded four tackles, one interception and two passes defended. In the second quarter, he recorded his second interception of the season and the 15th interception of his career, picking off a pass from Jacoby Brissett to T.Y. Hilton. It marked the third time in his seven-year career with interceptions in consecutive games.

➤ **At Jacksonville (9/19)**, registered two passes defended.

➤ **At Atlanta (9/29)**, produced six tackles and added one pass defended.

➤ **Against Buffalo (10/6)**, totaled nine tackles and one sack. In the first quarter, he sacked quarterback Josh Allen for a five-yard loss.

➤ **At Denver (10/13)**, notched six tackles, one quarterback pressure and a forced fumble (recovered by the Broncos).

➤ **Against the Los Angeles Chargers (10/20)**, appeared in his 100th career regular season NFL game and led the team with three passes defended. He added nine tackles, one tackle for loss and one forced fumble (recovered by the Chargers). It was his second consecutive game with a forced fumble.

➤ **Against Tampa Bay (10/27)**, produced seven tackles, one sack, one interception, three passes defended (tied for team lead) and one forced fumble. He cemented the victory with an interception in the final 30 seconds of the fourth quarter, picking off Jameis Winston's pass that was intended for wide receiver Breshad Perriman. He dropped Winston for a sack in the second quarter and forced a fumble on the play (recovered by the Buccaneers). He logged his second career game and his second game of 2019 (Sept. 8 at Cleveland) with at least one sack and at least one interception. He became the first NFL player in 2019 to do so in multiple games.

➤ **At Carolina (11/3)**, set a season high with 11 tackles and added one pass defended.

➤ **Against Kansas City (11/10)**, led the defense with 13 tackles, including one tackle for loss, and added a team-high three passes defended.

➤ **Against Jacksonville (11/24)**, registered seven tackles and one pass defended.

➤ **At Indianapolis (12/1)**, totaled nine tackles, one tackle for loss and one interception. He tallied his fourth interception of the season by snaring Jacoby Brissett's pass that was intended for Zach Pascal in the fourth quarter. He returned the ball 16 yards. With the takeaway, he recorded the third season of his career with four or more interceptions and his first such campaign as a member of the Titans.

➤ **At Oakland (12/8)**, led the defense with 13 tackles, including a tackle for loss.

➤ **Against Houston (12/15)**, registered eight tackles and a forced fumble. He knocked the ball out of the hands of Deshaun Watson in the first quarter for his fourth forced fumble of the season, but the ball went out of bounds.

➤ **Against New Orleans (12/22)**, contributed seven tackles and one pass defended.

➤ **At Houston (12/29)**, totaled three tackles, including a sack. He sacked AJ McCarron for an eight-yard loss in the fourth quarter to give him a career-high 4.5 sacks in 2019, surpassing his previous high of four sacks in 2018.

Ryan's Career Regular Season Statistics:

Year	Team	GP	GS	Tackle	Sack	TFL	QBP	Int	PD	FF	FR
2013	NE	16	7	41	1.5	NA	NA	5	10	1	0
2014	NE	16	6	36	0.0	NA	NA	2	6	1	0
2015	NE	16	14	82	0.0	NA	NA	4	14	0	0
2016	NE	16	13	92	1.0	NA	NA	2	11	1	0
2017	Ten	15	15	73	0.0	2	2	0	14	1	0
2018	Ten	14	14	85	4.0	1	1	0	8	0	0
2019	Ten	16	16	120	4.5	4	2	4	19	4	0
Totals		109	85	529	11.0	NA	NA	17	82	8	0



Ryan's Career Postseason Statistics:

Year	Team	GP	GS	Tackle	Sack	TFL	QBP	Int	PD	FF	FR
2013	NE	2	0	12	0.0	NA	NA	0	0	0	0
2014	NE	3	0	4	0.0	NA	NA	0	1	1	0
2015	NE	2	2	14	0.0	NA	NA	0	1	0	0
2016	NE	3	3	22	1.0	NA	NA	1	4	0	0
2017	Ten	2	2	10	0.0	1	0	0	1	0	0
Totals		12	7	62	1.0	NA	NA	1	7	1	0

Ryan's Regular Season Single-Game Highs:

Tackles - 17 vs. Buffalo (10/2/16)

Interceptions - 2 at Baltimore (12/22/13)

Interception Long - 79t at N.Y. Jets (10/20/13)

Sacks - 1.5 (Twice, last at Cleveland, 9/8/19)

Passes Defended - 4 at Denver (11/29/15)

Forced Fumble - 1 (Eight times, last vs. Houston, 12/15/19)

Ryan's Playoff Single-Game Highs:

Tackles - 9 (Three times, last at New England, 1/13/18)

Interceptions - 1 vs. Houston (1/14/17)

Interception Long - 23 vs. Houston (1/14/17)

Sacks - 1 (Twice, last vs. Houston, 9/16/18)

Passes Defended - 3 vs. Houston (1/14/17)

Forced Fumble - 1 vs. Baltimore (1/10/14)

SACKS BY DEFENSIVE BACKS, 2018-19

Cornerback **Logan Ryan's** sacks 8.5 sacks from 2018–2019 were more than all but one other defensive back in the NFL, New York Jets safety **Jamal Adams**.

In 2019, Ryan posted a career-high 4.5 sacks, finishing second among defensive backs to Adams, who had 6.5 sacks.

Most sacks by NFL defensive backs, 2018–2019:

Defensive Back	Sacks
1. Jamal Adams	10.0
2. Logan Ryan	8.5
3. Tyrann Mathieu	5.0
Eric Reid	5.0
5. Mackensie Alexander	4.5
6. Kenny Moore	4.0
Harrison Smith	4.0
Jourdan Lewis	4.0
9. Derwin James	3.5
Malcolm Jenkins	3.5

3 SACKS, 3 INTS, 3 FORCED FUMBLES

Cornerback **Logan Ryan** became the first NFL player since 2000 with at least three sacks, three interceptions and three forced fumbles in his team's first eight games of a season, accomplishing the feat in the first half of the 2019 campaign.

Ryan is the sixth defensive back since 2000 to reach three sacks, three interceptions and three forced fumbles in an entire season and the first to do so since Oakland Raiders safety **Michael Huff** in 2010. The others include Arizona Cardinals safety **Adrian Wilson** (2006), New York Jets safety **Kerry Rhodes** (2006), Philadelphia Eagles safety **Brian Dawkins** (2005) and Houston Texans cornerback **Dunta Robinson** (2004). Nine additional linebackers have accomplished the feat since 2000, but none in as few games as Ryan has managed the task.

Defensive backs with three sacks, three interceptions and three forced fumbles in a season, 2000–2019:

Player (Position)	Team	Season	Sacks	INTs	FF
Logan Ryan (CB)	Tennessee	2019	4.5	4	4
Michael Huff (S)	Oakland	2010	4.0	3	3
Adrian Wilson (S)	Arizona	2006	5.0	4	4
Kerry Rhodes (S)	N.Y. Jets	2006	5.0	4	3
Brian Dawkins (S)	Philadelphia	2005	3.5	3	4
Dunta Robinson (CB)	Houston	2004	3.0	6	3

MORE TITANS CORNERBACKS

35 - CB TRAMAINE BROCK SR. (6-0, 188, 10th Year, Belhaven)

- **TraMaine Brock Sr.** was acquired off waivers from the Arizona Cardinals on Dec. 3.
- Prior to his arrival in Tennessee, he played in 113 total games over 10 NFL seasons with the San Francisco 49ers (2010-16), Minnesota Vikings (2017), Denver Broncos (2018) and Arizona Cardinals (2019). His combined statistics with those teams included 11 interceptions, 53 passes defended and 246 tackles.
- In 10 games with the Cardinals in 2019, Brock tallied 37 tackles and three passes defended.
- He entered the NFL with the 49ers in 2010 after signing with the team as an undrafted college free agent.
- He finished his college career at Belhaven (Miss.) College after spending time at the University of Minnesota and Mississippi Gulf Coast Community College.
- He is a native of Long Beach, Miss.

2019 Notes:

- **At Oakland (12/8)**, recorded a start and two tackles in his first appearance in a Titans uniform.
- **Against New Orleans (12/22)**, registered four tackles, one tackle for loss and two passes defended.
- **At Houston (12/29)**, started his fourth consecutive game and totaled six tackles.

30 - CB CHRIS MILTON (5-11, 190, 4th Year, Georgia Tech)

- **Chris Milton** was acquired by the Titans off waivers from the Indianapolis Colts on Sept. 2, 2019.
- Milton arrived in Tennessee with three years of NFL experience, all with the Colts. In 35 games with Indianapolis (one start), he totaled 13 tackles, two passes defended and 15 special teams tackles.
- In 2018, Milton appeared in a career-high 15 games, and his seven special teams stops ranked fourth on the Colts. He added a fumble recovery on special teams and three stops on defense.
- Milton originally joined the Colts as an undrafted college free agent in 2016. He participated in six contests (one start) as a rookie and followed with 14 games played in 2017.
- A native of Las Vegas, Nev., Milton was a three-year starter at Georgia Tech, where he totaled 96 tackles, five interceptions, 14 passes defended, one forced fumble, seven blocked kicks on special teams and two interceptions returned for touchdowns.

2019 Notes:

- **At Cleveland (9/8)**, made his first appearance in a Titans uniform.
- **Against Indianapolis (9/15)**, tied for the team lead with two special teams tackles.
- **At Atlanta (9/29)**, collected a team-high two special teams tackles.
- **Against Buffalo (10/6)**, exited the game with a calf injury.

- Placed on injured reserve on Nov. 26.

36 - CB LeSHAUN SIMS (6-0, 203, 4th Year, Southern Utah)

- **LeShaun Sims** was selected by the Titans in the fifth round (157th overall) of the 2016 NFL Draft. The Titans traded up in the fifth round of the draft to secure Sims, dealing sixth-round choices in 2016 and 2017 to the Denver Broncos and getting a fifth-rounder (Reed) and a seventh-round pick in return.
- Sims played in all 16 games in 2018 with a pair of starts. His totals included 21 tackles, one quarterback pressure, one tackle for loss and six stops on special teams.
- Sims' second NFL season came to a premature end. He was placed on injured reserve on Dec. 22, 2017 after suffering a hamstring injury during the practice week. His season totals included 33 tackles, one tackle for loss, one interception, five passes defended, one forced fumble and seven special teams tackles in 13 games (five starts).
- As a rookie, Sims appeared in 13 games, including starts in the final two weeks of the season. He registered 18 tackles, one tackle for loss, one interception and six passes defended. He added six stops and two fumble recoveries on special teams.
- In four seasons at Southern Utah, he appeared in 47 total games with 46 starts, including starts in every game during his final three seasons. His career totals included 220 tackles, eight interceptions, 27 passes defended, one forced fumble, five fumble recoveries and four tackles for loss.
- He is a native of Las Vegas, Nev.

2019 Notes:

- **At Atlanta (9/29)**, registered one special teams stop. In punt coverage late in the fourth quarter, he batted down a punt at the goal line that was then downed at the two-yard line.
- **Against Tampa Bay (10/27)**, was in the lineup in place of an injured Adoree' Jackson and totaled four tackles and one pass defended.
- **Against Kansas City (11/10)**, recorded his first start of 2019 and set a career high with 12 tackles. He added one stop on special teams.
- **Against New Orleans (12/22)**, logged seven tackles and one pass defended.

23 - CB TYE SMITH (6-0, 195, 4th Year, Towson)

- **Tye Smith** was signed by the Titans as a free agent during the 2017 offseason.
- He was placed on injured reserve on July 31, 2018 after suffering an injury during training camp.
- In 2017, he appeared in 15 games with one start during the regular season and registered one interception, 11 tackles on defense and eight stops on special teams. In the playoffs, he started both games and contributed five tackles and one pass defended.
- The 6-foot, 195-pounder spent the 2016 season as a member of the Seattle Seahawks and Washington Redskins practice squads.
- The Raleigh, N.C., native was originally selected by the Seattle Seahawks in the fifth round (170th overall) of the 2015 NFL Draft. He appeared in four games as a rookie for Seattle.
- He played four years at Towson, where he recorded five career interceptions and earned AP FCS All-America honors.

2019 Notes:

- **At Indianapolis (12/1)**, totaled a career-high eight tackles, one forced fumble and a touchdown on a blocked field goal return. In the fourth quarter, after Adam Vinatieri's 46-yard field goal attempt was blocked by Dane Cruikshank, he scored the go-ahead touchdown on a 63-yard return to register his first career touchdown. It was the franchise's fifth all-time touchdown return on a blocked field goal and the first since Donald Mitchell's 69-yard touchdown return at Detroit on Oct. 21, 2001. Then, Smith helped clinch the victory with his first career forced fumble. With the Colts driving late in the game, he knocked the ball out of the hands of tight end Ross Travis, and it was recovered by outside linebacker Kamalei Correa.
- **At Oakland (12/8)**, registered his first start since 2017 and tied his career high with eight tackles. Additionally, he forced a fumble that led directly to a Titans touchdown when he knocked the ball out of the hands of tight end Darren Waller in the fourth quarter. The ball was picked up by linebacker Jayon Brown and returned 46 yards for a touchdown. It was the second consecutive game for Smith with a forced fumble that was recovered by the Titans.
- **Against Houston (12/15)**, started and tallied four tackles.
- **At Houston (12/29)**, started and logged four tackles.



TITANS SAFETIES

No.	Name	Ht	Wt	Exp	College
31	Byard, Kevin	5-11	212	4	Middle Tennessee State
29	Cruikshank, Dane	6-1	209	2	Arizona
37	Hooker, Amani	5-11	210	R	Iowa
46	Kalu, Joshua	6-0	203	1	Nebraska
24	Vaccaro, Kenny	6-0	214	7	Texas

#31 • S KEVIN BYARD

[CLICK FOR COMPLETE BIO](#)

Safety **Kevin Byard** (5-11, 212) is in his fourth NFL season in 2019. He was selected by the Titans in the third round (64th overall) of the 2016 NFL Draft.

From 2017 through 2018, no NFL player had more interceptions than Byard, who had 12. His 2018 totals included a team-leading four interceptions, 10 passes defended, 96 tackles and two sacks in 16 games (all starts). He also completed a touchdown pass on a memorable fake punt to help defeat the Houston Texans (Sept. 16).

Byard experienced a breakthrough second-year season in 2017. He was named to the Pro Bowl and earned first-team Associated Press All-Pro honors after tying Detroit's **Darius Slay** for the NFL lead with eight interceptions. He added a pair of fumble recoveries to pace the league with 10 total takeaways.

Byard's 2017 numbers also included 87 tackles, three quarterback pressures, four tackles for loss and 18 passes defended. In two playoff starts, he led the club with 16 tackles.

As a rookie in 2016, Byard played in every game, starting the final seven contests at free safety. His 63 tackles were the most by a Titans rookie safety since **Tank Williams'** 69 tackles in 2002. Byard added one sack, three quarterback pressures, five tackles for loss (third on the team) and four passes defended. He also ranked second on the squad with 10 special teams tackles.

During a four-year career at Middle Tennessee State University, he appeared in 49 games and notched 46 starts at safety while becoming one of the most prolific defenders in school history. He set school records with 19 career interceptions, 377 interception return yards and four interception returns for touchdowns, and he finished sixth in MTSU history with 312



career tackles. In total, he had a hand in 25 turnovers (19 interceptions, five forced fumbles and one fumble recovery) during his career and added 17 career passes defended and five tackles for loss. He was twice named first-team All-Conference USA.

As a senior in 2015, Byard appeared in 12 games with nine starts as a permanent team captain and was named first-team All-Conference USA for the second consecutive year. He ranked fourth on the team with 66 tackles and led the squad with four interceptions and six additional pass breakups.

The Lithonia, Ga., native set a career high in college with six interceptions as a junior and forced two fumbles the same season.

2019 Notes:

➤ **At Cleveland (9/8)**, registered seven tackles and one interception. In the fourth quarter, he recorded his first interception of the season (13th career) by picking off a Baker Mayfield pass that was intended for Odell Beckham Jr. He returned the ball 28 yards to help set up a touchdown on the Titans' ensuing drive.

➤ **Against Indianapolis (9/15)**, posted four tackles and added a stop on special teams.

➤ **At Jacksonville (9/19)**, tallied five tackles, including one tackle for loss.

➤ **At Atlanta (9/29)**, contributed eight tackles and a team-high two passes defended.

➤ **Against Buffalo (10/6)**, totaled seven tackles, one interception and two passes defended. In the third quarter, he picked off a Josh Allen pass in Bills territory to notch his second interception of the season and the 14th interception of his career.

➤ **At Denver (10/13)**, registered three tackles, one interception and one special teams tackle. In the third quarter, he picked off Joe Flacco's pass that bounced off the back of tight end Noah Fant. It marked Byard's second consecutive game with an interception.

➤ **Against the Los Angeles Chargers (10/20)**, credited with eight tackles and one pass defended. In the first quarter, he broke up a pass on fourth-and-two that was intended for tight end Hunter Henry. He also recorded his first NFL reception in the first quarter. On a fake punt, he took a pass from Brett Kern and went 11 yards to convert a fourth-and-eight.

➤ **Against Tampa Bay (10/27)**, totaled three tackles and one tackle for loss.

➤ **At Carolina (11/3)**, produced six tackles, one pass defended and one stop on special teams.

➤ **Against Kansas City (11/10)**, tallied six tackles.

➤ **Against Jacksonville (11/24)**, produced 11 tackles.

➤ **At Indianapolis (12/1)**, totaled four tackles, one quarterback pressure and one interception. He intercepted a Jacoby Brissett pass in Colts territory and returned the ball 21 yards in the third quarter. The play gave him three consecutive seasons with four or more interceptions. It also put him in a tie for 18th place on the franchise's all-time career interceptions list.

➤ **At Oakland (12/8)**, contributed eight tackles.

➤ **Against Houston (12/15)**, registered a pair of tackles.

➤ **Against New Orleans (12/22)**, recorded three tackles and added a stop on special teams.

➤ **At Houston (12/29)**, credited with six tackles and added an interception in his 16th start of the season. He intercepted a pass from AJ McCarron in the fourth quarter to give him a team-high five interceptions in 2019. It was the 17th interception of his career.

Byard's Career Regular Season Statistics:

Year	GP	GS	Tackle	Sack	TFL	QBP	Int	PD	FF	FR
2016	16	7	63	1.0	5	3	0	4	0	0
2017	16	16	87	0.0	4	3	8	18	0	2
2018	16	16	96	2.0	0	4	4	10	0	0
2019	16	16	91	0.0	2	1	5	10	0	0
Totals	64	55	337	3.0	11	11	17	42	0	2

Byard's Career Postseason Statistics:

Year	GP	GS	Tackle	Sack	TFL	QBP	Int	PD	FF	FR
2017	2	2	16	0.0	0	0	0	0	0	0

Byard's Regular Season Single-Game Highs:

Tackles - 16 vs. Washington (12/22/18)

Sacks - 1 (Three times, last at N.Y. Giants, 12/16/18)

Tackles For Loss - 2 (Twice, last at Miami, 10/8/17)

Interceptions - 3 at Cleveland (10/22/17)

Passes Defended - 3 (Twice, vs. Baltimore, 11/5/17)

Byard's Playoff Single-Game Highs:

Tackles - 10 at New England (1/13/18)



MOST INTERCEPTIONS FROM 2017-2019

Since the beginning of the 2017 campaign, Titans safety **Kevin Byard** leads the NFL lead with 17 interceptions.

Most interceptions from 2017-2019:

Player	Position	Interceptions
1. Kevin Byard	S	17
2. Marcus Peters	CB	13
Darius Slay	CB	13
4. Xavien Howard	CB	12
Kyle Fuller	DB	12
Tre'Davious White	CB	12
7. Tre Boston	S	11
Jordan Poyer	S	11
Harrison Smith	S	11
10. (five tied)		10

2019 NFL INTERCEPTION LEADERS

Titans safety **Kevin Byard** tied for fourth place in the NFL with five interceptions in 2019.

Most interceptions in 2019:

Player	Interceptions
1. Stephon Gilmore	6
Anthony Harris	6
Tre'Davious White	6
4. Kevin Byard	5
J.C. Jackson	5
Devin McCourty	5
Janoris Jenkins	5
Marcus Peters	5
Minkah Fitzpatrick	5
Darius Leonard	5
Kevin King	5
Joe Haden	5

2017 NFL INTERCEPTION LEADERS

Titans safety **Kevin Byard** tied for the NFL lead with eight interceptions in 2017, his second NFL season. He shared the top of the leaderboard with Detroit Lions cornerback **Darius Slay**.

Most interceptions in 2017:

Player	Team	Position	Interceptions
1. Kevin Byard	Tennessee	S	8
Darius Slay	Detroit	CB	8
3. Eric Weddle	Baltimore	S	6
A.J. Bouye	Jacksonville	CB	6
5. Micah Hyde	Buffalo	S	5
Jordan Poyer	Buffalo	S	5
Antoine Bethea	Arizona	S	5
Marcus Peters	Kansas City	CB	5
Marshon Lattimore	New Orleans	CB	5
Tre Boston	LA Chargers	S	5
Harrison Smith	Minnesota	S	5

2017 TAKEAWAY LEADERS

Kevin Byard tied for the NFL interception lead in 2017. His eight interceptions matched Detroit cornerback **Darius Slay's** total for the most in the league.

Additionally, Byard recorded two fumble recoveries on defense. His 10 total defensive takeaways were the most in the NFL.

Slay ranked second with nine takeaways, while Kansas City cornerback **Marcus Peters** tied Baltimore safety **Eric Weddle** for third place with seven takeaways.

Most total defensive takeaways in 2017:

Player	Team	Interceptions	Def. Fumble Recoveries	Total Takeaways
1. Kevin Byard	Ten	8	2	10
2. Darius Slay	DeT	8	1	9
3. Marcus Peters	KC	5	2	7
Eric Weddle	Bal	6	1	7
5. A.J. Bouye	Jax	6	0	6
Jordan Poyer	Buf	5	1	6
Casey Hayward	LAC	4	2	6
Tre'Davious White	Buf	4	2	6
9. (14 tied)				5

INTERCEPTIONS IN A SEASON, TEAM HISTORY

Kevin Byard recorded a team-high eight interceptions in 2017. His total tied for seventh in franchise history and was the highest by any franchise player since Oilers cornerback **Rishard Johnson** picked off eight passes in 1990.

Most interceptions in a season, franchise history:

Player	Season	Position	Interceptions
1. Mike Reinfeldt	1979	S	12
Fred Glick	1963	S	12
3. Miller Farr	1967	CB	10
4. Ken Houston	1971	S	9
W.K. Hicks	1965	CB	9
Jim Norton	1961	S	9
7. Kevin Byard	2017	S	8
Richard Johnson	1990	CB	8
Pete Jaquess	1964	CB	8
Jim Norton	1962	S	8
Tony Banfield	1961	CB	8

INTERCEPTIONS IN A GAME, TEAM HISTORY

With three interceptions at Cleveland on Oct. 22, 2017, safety **Kevin Byard** tied a franchise record and became the ninth player in franchise history to record three interceptions in a regular season game.

Byard became the first NFL player in 2017 to record three interceptions in a game and the first NFL player to do so since Philadelphia Eagles safety **Kurt Coleman** at Washington on Oct. 16, 2011. He was the first Titans player to record three interceptions in a game since linebacker **Keith Bulluck** accomplished the feat at New Orleans on Monday night, Sept. 24, 2007.

Most interceptions in a game, franchise history:

Player (Pos)	Date	Opp	Int	Yds	Avg	TD
1. Kevin Byard (S)	10/22/17	Cle	3	60	20.0	0
Keith Bulluck (LB)	9/24/07	NO	3	51	17.0	0
Samari Rolle (CB)	12/26/99	Jac	3	66	22.0	0
Marcus Robertson (S)	11/21/93	Cle	3	69	23.0	0
Willie Alexander (CB)	11/14/71	Oak	3	40	13.3	0
Ken Houston (S)	10/24/71	Pit	3	28	9.3	0
Miller Farr (CB)	10/15/67	NYJ	3	128	42.7	1
W.K. Hicks (CB)	10/31/65	Buf	3	50	16.7	0
Jim Norton (S)	12/2/62	Den	3	22	7.3	0





PLAYERS WITH INTERCEPTION & TD PASS

In a victory over the Houston Texans on Sept. 16, 2018, **Kevin Byard** completed a 66-yard touchdown pass to defensive back **Dane Cruikshank**.

Byard became the first defensive player in franchise history to record a touchdown pass, while Cruikshank became the first defensive player in team annals to record a touchdown reception. Additionally, Byard's touchdown pass was the longest by a defensive player in the Super Bowl era. The previous long was held by Los Angeles Rams defensive back **Ed Meador**, who had an 18-yard touchdown pass at Atlanta on Nov. 19, 1967.

Byard, who tied for the NFL lead in 2017 with eight interceptions, also became only the fifth player in the Super Bowl era to throw at least one touchdown pass and record at least one career interception.

NFL players in the Super Bowl era with at least one career interception and one career touchdown pass (1966 through 2018):

Player	NFL Seasons	Career Pass TDs	Career Interceptions
Kevin Byard	2016–2018	1	12
Randy Moss	1998–2012	2	1
Tom Myers	1972–1981	1	36
Eddie Meador	1966*–1970	1	26
Paul Krause	1966*–1979	1	63

* Meador played from 1959–1970; Krause played from 1964–1979

FIVE INTERCEPTIONS IN TWO GAMES

On Oct. 22, 2017 at Cleveland, Titans safety **Kevin Byard** registered three interceptions. The following game, on Nov. 5, 2017 against Baltimore, Byard tallied two interceptions to become the first player in franchise history to record five interceptions in a two-game span.

Prior to Byard, the last NFL player to accomplish the feat was Washington Redskins cornerback **DeAngelo Hall** in 2010. On Oct. 24, 2010, Hall intercepted four passes at Chicago, and seven days later at Detroit, Hall picked off another pass.

Byard became only the fifth player since the 1970 AFL-NFL merger with five interceptions over two games. In addition to Byard and Hall, the others were Patriots cornerback **Mike Haynes** in 1976, Packers cornerback **Willie Buchanon** in 1978 and Chiefs cornerback **Albert Lewis** in 1985.

Most interceptions in a two-game span, 1970–2017:

Player	Team	Season	Interceptions in Two Games
1. Kevin Byard	Ten	2017	5
DeAngelo Hall	Was	2010	5
Albert Lewis	KC	1985	5
Willie Buchanon	GB	1978	5
Mike Haynes	NE	1976	5

#24 • S KENNY VACCARO

[CLICK FOR COMPLETE BIO](#)



Safety **Kenny Vaccaro** (6-0, 214) is in his sixth NFL season and his second campaign with the Titans in 2019. He was signed as a free agent on Aug. 4, 2018.

Vaccaro recorded 13 starts in 13 games during his first year in Tennessee. He finished with 70 tackles, two sacks, three quarterback pressures, four tackles for loss, one interception and five passes defended.

Vaccaro (6-0, 214) joined the Titans after five years as a starter with the New Orleans Saints. In 68 career games with 67 starts in New Orleans, he totaled 482 tackles, eight interceptions, 7.5 sacks, five forced fumbles and three fumble recoveries.

In 2017, Vaccaro started 12 games at strong safety and recorded three interceptions, seven passes defended, 60 tackles, 1.5 sacks and one fumble recovery. He tallied three total interceptions in a three-game stretch from Weeks 3-6. He missed four total games due to injury, including spending the final two weeks of the campaign on injured reserve.

In 2016, Vaccaro started 11 games at strong safety and totaled 80 tackles (56 solo), one sack, six passes defended, two forced fumbles, one fumble recovery, two interceptions and a special teams stop.

Vaccaro was named to the PFWA and Bleacher Report All-Rookie teams in 2013, and in 2014 he won the Jim Finks Good Guy Award for cooperation with the New Orleans media.

The Brownwood, Texas, native was selected by the Saints in the first round (15th overall) of the 2013 NFL Draft.

During his time at the University of Texas, Vaccaro appeared in 51 games with 32 starts and totaled 264 tackles and five interceptions. He earned first-team All-American honors as a senior and All-Big 12 first-team recognition from league coaches in each of his final two years. The versatile defender played four different positions including both safety spots for the Longhorns.

2019 Notes:

- **At Cleveland (9/8)**, led the team with 13 tackles and added two stops on special teams.
- **Against Indianapolis (9/15)**, credited with seven tackles.
- **At Jacksonville (9/19)**, totaled five tackles.
- **At Atlanta (9/29)**, registered six tackles, including a tackle for loss. He helped bring down Falcons running back Devonta Freeman for a one-yard loss on fourth-and-one in the second quarter.
- **Against Buffalo (10/6)**, tallied four tackles.
- **At Denver (10/13)**, recorded eight tackles and one quarterback pressure.
- **Against the Los Angeles Chargers (10/20)**, totaled four tackles and added one stop on special teams.
- **Against Tampa Bay (10/27)**, notched seven tackles and one pass defended. With two minutes remaining in the fourth quarter, he combined with defensive tackle Jurrell Casey for a key fourth-down stop by stuffing running back Peyton Barber for a one-yard loss in Titans territory.
- **At Carolina (11/3)**, totaled three tackles and one pass defended. He helped cause an interception in the first quarter by tipping Kyle Allen's pass that was intended for wide receiver Jarius Wright. It was then intercepted by outside linebacker Harold Landry III.
- **Against Kansas City (11/10)**, posted nine tackles and one pass defended and added one special teams tackle.
- **Against Jacksonville (11/24)**, produced six tackles and one sack. In the fourth quarter, he recorded a six-yard sack of Nick Foles to give him his first sack of 2019.
- **At Indianapolis (12/1)**, totaled five tackles.
- **At Oakland (12/8)**, tallied two tackles before exiting the game late in the second quarter with a concussion.
- **Against Houston (12/15)**, led the defense with 13 tackles and added an interception and two passes defended. He recorded his first interception of the season during Houston's first possession, on a play from Tennessee's 20-yard line. He stepped in front of a pass from Deshaun Watson to running back Duke Johnson at the one-yard line to record the 10th interception of his career.
- **Against New Orleans (12/22)**, posted three tackles and added one special teams stop against his former team.
- **At Houston (12/29)**, credited with a team-high nine tackles in his 16th start of the season.



Vaccaro's Career Regular Season Statistics:

Year	Team	GP	GS	Tackle	Sack	TFL	QBP	Int	PD	FF	FR
2013	NO	14	14	93	1.0	NA	NA	1	6	1	0
2014	NO	15	14	113	1.0	NA	NA	2	5	0	0
2015	NO	16	16	136	3.0	NA	NA	0	5	2	1
2016	NO	11	11	80	1.0	NA	NA	2	6	2	1
2017	NO	12	12	60	1.5	NA	NA	3	7	0	1
2018	Ten	13	13	70	2.0	4	3	1	5	0	0
2019	Ten	16	16	104	1.0	1	1	1	5	0	0
Totals		97	96	656	10.5	NA	NA	10	39	5	3

Vaccaro's Career Postseason Statistics:

Year	Team	GP	GS	Tackle	Sack	TFL	QBP	Int	PD	FF	FR
2013	NO	0	0								

Injured Reserve

Vaccaro's Regular Season Single-Game Highs:

Tackles - 16 (Twice, last at Houston, 11/29/15)

Interceptions - 1 (10 times, last vs. Houston, 12/15/19)

Sacks - 2 vs. Jacksonville (12/27/15)

Forced Fumble - 1 (Five times, last at San Francisco, 11/6/16)

Fumble Recovery - 1 (Three times, last vs. Detroit, 10/15/17)

Passes Defensed - 3 vs. Detroit (10/15/17)

MORE TITANS SAFETIES

29 - DB DANE CRUIKSHANK (6-1, 209, 2nd Year, Arizona)

➤ **Dane Cruikshank** was selected by the Titans in the fifth round (152nd overall) of the 2018 NFL Draft. The Titans traded up to select him by giving up a fifth-round pick (162nd overall) and a sixth-round pick (215th overall) to the Baltimore Ravens.

➤ As a rookie, Cruikshank appeared in 12 games and finished fourth on the team with eight special teams tackles. He added two tackles on defense, a 66-yard touchdown reception and a 39-yard kickoff return.

➤ Entering the NFL Draft, Cruikshank was coveted for his versatility, having played safety, and both inside and outside cornerback at the University of Arizona. He started all 25 games during his two seasons as a Wildcat, totaling 135 tackles, 1.5 sacks, seven tackles for loss, 17 passes defensed, one forced fumble and intercepted five passes for 68 yards.

➤ As a senior in 2017, he started all 13 games after switching to spur safety from cornerback. He ranked fifth on the team with 75 tackles and also posted 1.5 sacks, 5.5 tackles for loss, eight passes defensed, one forced fumble and three interceptions for 65 yards as a Wildcat. He was voted a captain by his teammates.

➤ Prior to attending Arizona, he played two seasons at Citrus College.

➤ He is a native of Chino Hills, Calif.

2019 Notes:

➤ **Against Indianapolis (9/15)**, tied for the team lead with two special teams tackles.

➤ **At Carolina (11/3)**, tied for the team lead with two special teams tackles. Additionally, he recorded his first career blocked kick, getting his hand on an extra point attempt by Panthers kicker Joey Slye in the fourth quarter.

➤ **Against Jacksonville (11/24)**, posted a pair of special teams stops.

➤ **At Indianapolis (12/1)**, recorded a game-altering play in the fourth quarter by blocking Adam Vinatieri's 46-yard field goal attempt with less than six minutes remaining in the game and the score tied 17-17. After his block, Tye Smith recovered the ball and raced 63 yards for the go-ahead score. Cruikshank recorded his second blocked kick of 2019 after blocking an extra point at Carolina on Nov. 3.

37 - DB AMANI HOOKER (5-11, 210, Rookie, Iowa)

➤ **Amani Hooker** was selected by the Titans in the fourth round (116th overall) of the 2019 NFL Draft. The Titans traded up to select him by giving up a fourth-round pick (121st overall) and a fifth-round pick (157th overall) to the New York Jets.

➤ During a three-year career at Iowa (2016-18), Hooker played in 36 games with 19 starts and totaled 125 tackles, six interceptions, one sack, 3.5 tackles for loss and nine passes defensed.

➤ As a junior (2018), Hooker received the Tatum-Woodson award, given to the best defensive back in the Big Ten.

➤ He is a native of Minneapolis, Minn.

2019 Notes:

➤ **At Cleveland (9/8)**, recorded one special teams tackle in his first career NFL game.

➤ **At Atlanta (9/29)**, registered the first four tackles on defense of his NFL career.

46 - DB JOSHUA KALU (6-0, 203, 1st Year, Nebraska)

➤ **Joshua Kalu** was originally signed by the Titans as an undrafted free agent on May 11, 2018. He spent the first 11 games of his rookie season on the practice squad before being elevated to the 53-man roster on Dec. 1, 2018.

➤ He totaled four tackles on special teams in five games in 2018.

➤ Kalu played in 48 games with 37 starts at cornerback and safety over four seasons at Nebraska. He totaled 215 tackles, two sacks, 27 passes defensed, seven interceptions for 78 yards and a score, three forced fumbles and one fumble recovery. His 27 passes defensed tied for seventh in Cornhusker history. His 215 career tackles ranked fifth all-time among Nebraska defensive backs and among the top 30 overall tacklers in Cornhusker history.

➤ As a senior in 2017, Kalu started nine games at safety and missed three contests due to injury. He finished with 47 tackles, two interceptions for 32 yards, six passes defensed and one forced fumble. He was named to the Academic All-Big Ten list.

➤ He is a native of Houston, Texas.

2019 Notes:

➤ Placed on injured reserve on Sept. 2.

➤ Activated from injured reserve on Nov. 2.

➤ **At Carolina (11/3)**, tallied one special teams tackle in his season debut.

➤ **Against Kansas City (11/10)**, provided a game-saving blocked field goal as time expired in the fourth quarter. With the Titans protecting their three-point lead, he got a hand on Harrison Butker's 52-yard attempt to preserve the win. It was the Titans' first blocked field goal since Brian Orakpo's block in a win at New Orleans on Nov. 8, 2015.



TITANS SPECIALISTS

KICKERS

No.	Name	Ht	Wt	Exp	College
7	Joseph, Greg	6-0	210	2	Florida Atlantic
4	Succop, Ryan (IR)	6-2	218	11	South Carolina

PUNTERS

No.	Name	Ht	Wt	Exp	College
6	Kern, Brett	6-2	214	12	Toledo

LONG SNAPPERS

No.	Name	Ht	Wt	Exp	College
48	Brinkley, Beau	6-4	260	7	Missouri

#48 • LS BEAU BRINKLEY

[CLICK FOR COMPLETE BIO](#)

Long snapper **Beau Brinkley** (6-4, 260) is in his eighth NFL season in 2019. He was signed by the Titans as an undrafted free agent on May 4, 2012.

In his first seven seasons, Brinkley never missed a game and handled all of the team's long snapping duties in that time period.

In 2018, he posted five special teams tackles and helped punter **Brett Kern** earn his second consecutive Pro Bowl appearance. Kicker **Ryan Succop** convert 26 of his 30 field goal attempts.

In 2017, Brinkley's efforts helped punter **Brett Kern** earn Pro Bowl and second-team Associated Press All-Pro honors while setting new franchise records for gross punting and net punting average.

In 2016, Brinkley helped **Ryan Succop** make 22 of his 24 field goal attempts, with the only misses coming from 51 and 58 yards. Succop's 91.7 percent rate ranked third in the NFL in 2016 behind only **Justin Tucker** (97.4) and **Matt Bryant** (91.9).

In 2014, he Brinkley tied for third on the team with a career-high 10 special teams tackles.

The Kearney, Mo., native spent four seasons as Missouri's long snapper after joining the team as a preferred walk-on. Appeared in 50 career games during his time at Missouri.

Brinkley's Career Regular Season Statistics:

Year	Team	GP	GS	SPT Tackles
2012	Ten	16	0	6
2013	Ten	16	0	6
2014	Ten	16	0	10
2015	Ten	16	0	7
2016	Ten	16	0	6
2017	Ten	16	0	2
2018	Ten	16	0	5
2019	Ten	16	0	3
NFL Totals		128	0	45

Brinkley's Career Postseason Statistics:

Year	Team	GP	GS	SPT Tackles
2017	Ten	2	0	1



#6 • P BRETT KERN

[CLICK FOR COMPLETE BIO](#)



Punter **Brett Kern** (6-2, 214) is in his 12th NFL season and his 10th full campaign with the Titans in 2019. He was claimed off waivers by the Titans during the 2009 season.

During his time in Tennessee, Kern has placed his name at the top of most of the franchise's leaderboards at his position. At the end of the 2018 campaign, he ranked as the team's all-time career leader in gross punting average (45.8 yards), net punting average (40.5) and punts placed inside the 20 (296). He punted 761 times in a Titans uniform from 2009–2018, second all-time for the franchise behind **Craig Hentrich's** 861 punts. Kern owns the top seven net punting seasons in franchise history and eight of the team's top 10 net punting seasons.

In 2018, Kern was named to the Pro Bowl for the second consecutive season. His 47.1-yard gross average ranked fifth in team history, and his 41.7-yard net average ranked second in team annals. He set a franchise record and recorded a career high with 39 of his 74 punts inside the 20-yard line. He finished the season with a career-long streak of 16 consecutive punts placed inside the 20, including every punt in the final three games of the season.

In 2017, Kern had arguably one of the best seasons by a punter in NFL history and was named to his first career Pro Bowl in addition to earning second-team Associated Press All-Pro honors. He punted 75 times for 3,728 yards with 28 punts placed inside the 20-yard line. His 44.6-yard net average broke his own team record and finished second in NFL history behind only Johnny Hekker's 46.0-yard net average in 2016. Kern's 49.7-yard gross average also broke his team mark and finished eighth in NFL history.

In 2016, Kern punted 77 times for a 44.2-yard gross average and a 38.6-yard net average. He placed 41.6 percent of his punts inside the opponent's 20-yard line (32 of 77), which ranked second in his career (42.2 in 2009).

In 2015, Kern continued his annual assault on the team's all-time punting records and accomplished a first-of-its-kind NFL feat, becoming the first punter in league history to record 80 or more punts, a net average of 40 yards, and one or zero touchbacks in a single season. His season totals included 88 punts (tied for fifth place in franchise history), a 47.4-yard gross average (second in franchise history), a 40.3 net average (third in franchise history), a career-high 34 punts inside the 20 (third in franchise history) and only one touchback (career low).

In 2014, Kern launched a career-high 88 total punts for a gross average of 46.8 yards and a net average of 40.8 yards, which broke his own single-season team record (40.4-yard net average in 2012).

Kern produced one of the best punting seasons in team history in 2012. He set franchise records with a gross punting average of 47.6 yards and a net punting average of 40.4 yards (he broke the mark in 2014).

Kern's 2011 statistics included 86 punts for a gross average of 43.6 yards. His net average of 39.4 yards set a then-career high and then-franchise record, narrowly beating out **Craig Hentrich's** previous franchise record of 39.2 net yards per punt in 1998.

Kern was claimed by the Titans off waivers from the Denver Broncos on Oct. 27, 2009. He spent the entire 2008 season and the first six games of 2009 campaign in Denver, totaling 73 punts and a 46.5-yard average in 22 games with the Broncos.

In 2008, Kern ranked fifth in the league with a 46.7-yard punting average that marked the third-best season total by a Bronco in club history. At the time, his punting average was the best in NFL history by a rookie. He was named to the All-Rookie team by Pro Football Weekly/PFWA and The Sporting News.

The Grand Island, N.Y., native was originally signed by the Broncos as a rookie free agent on April 28, 2008, following four seasons at the University of Toledo.

2019 Notes:

➤ **At Cleveland (9/8)**, averaged 46.2 yards (43.2 net) on six punts with three punts placed inside the 20. He boomed a 70-yard punt to Cleveland's three-yard line in the second quarter, recording his eighth career punt of at least 70 yards. It resulted in the Titans scoring a safety on the next play.

➤ **Against Indianapolis (9/15)**, averaged 48.0 yards (41.0 net) on six punts with two inside the 20.



➤ **At Jacksonville (9/19)**, punted eight times for a 46.5-yard average (40.1 net) with four punts placed inside the 20. It was his 12th career game with at least eight punts and his first such outing since Oct. 14, 2018 against Baltimore (nine punts). In the second quarter, he placed a 52-yard punt at Jacksonville's five-yard line.

➤ **At Atlanta (9/29)**, punted five times for a 45-yard average and a 44.6-yard net average with all five of his punts placed inside the 20. It was the seventh time in his career he placed at least five punts inside the 20 in a game. He booted a 50-yard punt to pin Atlanta on the five-yard line in the third quarter, and in the fourth quarter, he placed the ball at their two-yard line with a 33-yard punt. With his 158th game in a Titans uniform, he passed Keith Bulluck (157) for eighth place on the team's all-time career games played list.

➤ **Against Buffalo (10/6)**, recorded the second-highest single-game net punting average of his career (minimum of four punts), punting six times for a 49.3-yard net average (49.7-yard gross average) with one punt placed inside the 20. The only game of his career with a better qualifying net average was a 50.2-yard net average at Miami on Oct. 8, 2017. His net average also qualified as the fourth-highest single-game net average in franchise history.

➤ **At Denver (10/13)**, punted nine times for a 47.1-yard gross average and a 41.8-yard net average with eight of his nine punts placed inside the 20. He tied the NFL record with eight punts placed inside the 20 in a game. The only previous NFL players to accomplish the feat were Pittsburgh's Mark Royals (Nov. 6, 1994) and Jacksonville's Bryan Barker (Nov. 14, 1999). He became the second player in franchise history to reach 800 career punts (801) with the team, joining Craig Hentrich (861).

➤ **Against the Los Angeles Chargers (10/20)**, punted twice for a 42.0-yard average (42.0 net) with both punts placed inside the 20. He pinned the Chargers on their own six-yard line with a 34-yard punt in the second quarter. He also completed his first NFL passing attempt on a fake punt in the first quarter. On a fourth-and-eight, he threw the ball to Kevin Byard for 11 yards and a first down. He played in his 161st career game with the Titans to pass Ray Childress (160) for sixth place on the team's all-time career games played list.

➤ **Against Tampa Bay (10/27)**, averaged 49.6 yards (40.6 net) on five punts with a long of 61 yards and one punt placed inside the 20. He also recorded a rushing attempt on a fake field goal but was unable to convert.

➤ **At Carolina (11/3)**, averaged 46.3 yards (42.7 net) on three punts.

➤ **Against Kansas City (11/10)**, averaged 51.0 gross yards on four punts, including a 65-yard punt in the third quarter, and placed two punts inside the 20. His 49.8-yard net average was the second-highest net average of his career (50.2 vs. Miami on Oct. 8, 2017) and tied for the second-highest net average in franchise history (49.8 by Greg Montgomery vs. San Diego on Sept. 19, 1993; minimum four punts). He pinned the Chiefs on their own eight-yard line with a 41-yard punt in the first quarter and backed up the Chiefs at their own four-yard line with a 56-yard punt late in the second quarter.

➤ **Against Jacksonville (11/24)**, averaged 44.0 gross yards on three punts (45.7 net), including a 35-yard punt to pin the Jaguars on their six-yard line in the first quarter.

➤ **At Indianapolis (12/1)**, averaged 48.8 gross yards and 42.4 net yards on five punts. He placed four of his five punts inside the 20. He boomed a 65-yard punt in the second quarter and delivered a 62-yard punt in the third quarter to help pin the Colts on their own 12-yard line.

➤ **At Oakland (12/8)**, averaged 51.0 gross yards and 45.0 net yards on two punts.

➤ **Against Houston (12/15)**, averaged 48.3 gross yards and 48.3 net yards on three punts with one punt placed inside the 20. He also attempted a pass on a fake punt, but it was incomplete.

➤ **Against New Orleans (12/22)**, averaged 42.7 gross yards and 39.7 net yards on seven punts with one punt placed inside the 20.

Kern's Career Regular Season Statistics:

Year	Team	GP	No	Blk	Yds	Avg	Lg	TB	In20	Net
2008	Den	16	46	0	2,150	46.7	64	4	13	37.8
2009	Den/Ten	16	64	0	2,910	45.5	67	10	27	38.5
2010	Ten	16	77	0	3,302	42.9	68	4	24	39.1
2011	Ten	16	86	0	3,747	43.6	64	7	31	39.4
2012	Ten	16	81	2	3,855	47.6	71	5	30	40.4
2013	Ten	16	78	1	3,386	43.4	63	2	32	39.7
2014	Ten	16	88	1	4,118	46.8	79	7	28	40.8
2015	Ten	16	88	0	4,175	47.4	61	1	34	40.3
2016	Ten	16	77	0	3,402	44.2	71	4	32	38.6
2017	Ten	16	75	0	3,728	49.7	74	5	28	44.6
2018	Ten	16	74	1	3,483	47.1	62	3	39	41.7
2019	Ten	16	78	0	3,672	47.1	70	2	37	43.1

Totals	192	912	5	41,928	46.0	79	54	355	40.4
---------------	------------	------------	----------	---------------	-------------	-----------	-----------	------------	-------------

Kern's Career Postseason Statistics:

Year	Team	GP	No	Blk	Yds	Avg	Lg	TB	In20	Net
2017	Ten	2	10	0	447	44.7	62	0	4	41.2

Kern's Regular Season Single-Game Highs:

Punts - 10 (Twice, last at Miami, 10/8/17)

Gross Avg. - 56.8 vs. Seattle (9/24/17)

Net Avg. - 50.2 at Miami (10/8/17)

Long Punt - 79 vs. Indianapolis (12/28/14)

In20 - 8 at Denver (10/14/19)

Kern's Playoff Single-Game Highs:

Punts - 3 at Kansas City (1/6/18)

Gross Avg. - 43.7 at Kansas City (1/6/18)

Net Avg. - 41.0 at Kansas City (1/6/18)

Long Punt - 57 at Kansas City (1/6/18)

In20 - 2 at Kansas City (1/6/18)

2019 NFL PUNTING LEADERS

Titans punter **Brett Kern** ranks near the top of the NFL in gross punting average and net punting average in 2019.

He also is at the top of the NFL in total punts placed inside the 20.

Highest gross punting average in 2019:

Player	Team	Gross Average
1. Tress Way	Washington Redskins	49.6
2. Andy Lee	Arizona Cardinals	47.8
3. Johnny Hekker	Los Angeles Rams	47.4
4. Brett Kern	Tennessee Titans	47.1
5. Ty Long	Los Angeles Chargers	47.0
6. Logan Cooke	Jacksonville Jaguars	46.8
7. Bryan Anger	Houston Texans	46.5
8. Cameron Johnston	Philadelphia Eagles	46.4
9. Jamie Gillan	Cleveland Browns	46.2
Thomas Morstead	New Orleans Saints	46.2

Highest net punting average in 2019:

Player	Team	Net Average
1. Logan Cooke	Jacksonville Jaguars	44.5
Bryan Anger	Houston Texans	44.5
3. Tress Way	Washington Redskins	44.1
4. Brett Kern	Tennessee Titans	43.1
Thomas Morstead	New Orleans Saints	43.1
6. Britton Colquitt	Minnesota Vikings	42.6
7. Johnny Hekker	Los Angeles Rams	42.4
8. Cameron Johnston	Philadelphia Eagles	42.3
Riley Dixon	New York Giants	42.3
10. Kevin Huber	Cincinnati Bengals	42.1

Most punts placed inside the 20 in 2019:

Player	Team	Inside the 20
1. Brett Kern	Tennessee Titans	37
2. Jake Bailey	New England Patriots	36
3. Michael Dickson	Seattle Seahawks	34
Corey Bojorquez	Buffalo Bills	34
5. A.J. Cole	Oakland Raiders	33
6. Sam Martin	Detroit Lions	31
7. Kevin Huber	Cincinnati Bengals	30
Tress Way	Washington Redskins	30
9. Colby Wadman	Denver Broncos	29
Thomas Morstead	New Orleans Saints	29
J.K. Scott	Green Bay Packers	29
Riley Dixon	New York Giants	29

FRANCHISE CAREER PUNTING LEADERS

Brett Kern is the all-time career leader in Titans/Oilers history in both gross punting average and net punting average. He ranks second in team annals in career punts, behind only **Craig Hentrich** (861).

Highest career gross punting average, franchise history (minimum 250 punts):

Player	Years	Gross Avg.
1. Brett Kern	2009-2019	45.9
2. Greg Montgomery	1988-1993	43.6
3. Craig Hentrich	1998-2009	42.9
4. Jim Norton	1960-1968	42.1
5. Cliff Parsley	1977-1982	39.8
6. Dan Pastorini	1971-1979	39.7

Highest career net punting average, franchise history (since 1976, minimum 250 punts):

Player	Years	Net Avg.
1. Brett Kern	2009-2019	40.8
2. Craig Hentrich	1998-2009	37.2
3. Greg Montgomery	1988-1993	36.6
4. Cliff Parsley	1977-1982	32.3

Most career punts, franchise history:

Player	Years	Punts
1. Craig Hentrich	1998-2009	861
2. Brett Kern	2009-2019	839
3. Jim Norton	1960-1968	522

PERCENT INSIDE THE 20

Titans punter **Brett Kern** set a franchise record with 39 punts placed inside the opponent's 20-yard line in 2018. He ranked second in the NFL in the category, but he led the NFL for the highest percentage of his punts placed inside the 20 at 52.7 percent (39 of 74).

Kern finished the season with a career-long streak of 16 consecutive punts placed inside the 20, including every punt in the final three games of the season.

His 52.7 percent of punts placed inside the 20 was the highest percentage for the franchise from 1991–2018.

Highest percentage of punts placed inside the 20 in 2018:

Player	Team	Punt	In20	Pct In20
1. Brett Kern	Tennessee	74	39	52.7
2. Tress Way	Washington	79	41	51.9
3. Corey Bojorquez	Buffalo	45	22	48.9
4. Johnny Hekker	L.A. Rams	43	21	48.8
5. Trevor Daniel	Houston	74	36	48.6
6. Dustin Colquitt	Kansas City	45	21	46.7
7. Pat O'Donnell	Chicago	62	28	45.2
8. Sam Koch	Baltimore	60	27	45.0
9. Jordan Berry	Pittsburgh	63	28	44.4
10. Sam Martin	Detroit	74	32	43.2



NET AVERAGE IN A SEASON, TEAM HISTORY

Titans punter **Brett Kern** owns the top eight net punting seasons in franchise history and nine of the team's top 11 net punting seasons.

In 2017, he shattered his own franchise record (40.76 net average in 2014) by averaging 44.56 net yards on 75 punts.

He initially set the club mark for the first time in 2011 with a 39.37-yard net average, eclipsing **Craig Hentrich's** 1998 net average of 39.22 yards.

Highest single-season net punting average, franchise history:

Player	Year	Net Average
1. Brett Kern	2017	44.56
2. Brett Kern	2019	43.12
3. Brett Kern	2018	41.69
4. Brett Kern	2014	40.76
5. Brett Kern	2012	40.36
6. Brett Kern	2015	40.34
7. Brett Kern	2013	39.70
8. Brett Kern	2011	39.37
9. Craig Hentrich	1998	39.22
10. Greg Montgomery	1993	39.13
11. Brett Kern	2010	39.06

SINGLE-SEASON GROSS AVG, TEAM HISTORY

Brett Kern's 2017 gross punting average (49.71) broke his own franchise record. He initially set the franchise mark in 2012 by surpassing **Craig Hentrich's** 47.22-yard gross average from 1998.

Highest single-season gross punting average, franchise history:

Player	Year	Gross Average
1. Brett Kern	2017	49.71
2. Brett Kern	2012	47.59
3. Brett Kern	2015	47.44
4. Craig Hentrich	1998	47.22
5. Brett Kern	2019	47.08
6. Brett Kern	2018	47.07
7. Greg Montgomery	1992	46.92
8. Brett Kern	2014	46.80
9. Greg Montgomery	1993	45.59
10. Reggie Roby	1996	44.37

SINGLE-SEASON NET AVG, NFL HISTORY

Brett Kern led the NFL with a 44.6-yard net punting average in 2017. His average ranked second in NFL history. The only better single-season net punting average in NFL history was Rams punter **Johnny Hekker's** 46.0-yard net average in 2016.

Highest single-season net punting average, NFL history (through 2018):

Player	Year	Team	Net Average
1. Johnny Hekker	2016	LAR	46.0
2. Brett Kern	2017	Ten	44.6
3. Johnny Hekker	2017	LAR	44.3
4. Johnny Hekker	2013	StL	44.2
Sam Martin	2016	Det	44.2
6. Andy Lee	2011	SF	44.0
7. Shane Lechler	2009	Oak	43.9
8. Johnny Hekker	2015	StL	43.7
9. Sam Koch	2014	Bal	43.3
10. (two tied)			43.2

SINGLE-SEASON GROSS AVG, NFL HISTORY

Titans punter **Brett Kern** led the NFL with a 49.7-yard gross punting average in 2017. His average ranked eighth in NFL history and was the highest of any player since 2012.

Highest single-season gross punting average, NFL history (through 2018):

Player	Year	Team	Gross Average
1. Sammy Baugh	1940	Was	51.4
2. Shane Lechler	2009	Oak	51.1
3. Andy Lee	2011	SF	50.9
4. Shane Lechler	2011	Oak	50.8
5. Brandon Fields	2012	Mia	50.2
6. Thomas Morstead	2012	NO	50.1
7. Donnie Jones	2008	StL	50.0
8. Brett Kern	2017	Ten	49.7
9. Pat McAfee	2016	Ind	49.3
10. Shane Lechler	2007	Oak	49.1

SINGLE-GAME GROSS AVERAGE, TEAM HISTORY

In 2017, **Brett Kern** has recorded three of the franchise's top seven single-game gross punting averages (minimum four punts). His average against the Seattle Seahawks on Sept. 24 was 56.8 yards, good for the fourth-highest mark in franchise history. Two weeks later visiting the Miami Dolphins, his gross average was 54.9 yards, which ranks seventh (sixth at the time). On Nov. 12 against the Cincinnati Bengals, he posted a 56.5-yard average, ranking fifth in team annals.

Highest single-game gross punting average, since 1976 (min. 4 punts):

Player	Date	Opp	Punts	Gross Avg
1. Greg Montgomery	12/27/92	Buffalo	5	59.2
2. Greg Montgomery	09/19/93	San Diego	5	57.6
3. Craig Hentrich	11/04/01	Jacksonville	4	57.5
4. Brett Kern	09/24/17	Seattle	6	56.8
5. Brett Kern	11/12/17	Cincinnati	6	56.5
6. Craig Hentrich	11/15/98	Pittsburgh	4	55.3
7. Brett Kern	10/08/17	Miami	10	54.9
8. Brett Kern	12/28/14	Indianapolis	7	54.7
9. Brett Kern	12/20/15	New England	5	54.4
10. Brett Kern	01/03/10	Seattle	4	53.5

SINGLE-GAME NET AVERAGE, TEAM HISTORY

On Oct. 8, 2017 at Miami, **Brett Kern** punted 10 times for 549 yards with no blocks and no touchbacks, averaging 54.9 yards per attempt. The Dolphins returned seven of the punts for 47 total yards. Kern's net punting average of 50.2 set a career high and set the franchise's single-game record, topping **Greg Montgomery's** previous mark of a 49.8-yard net average against the San Diego Chargers on Sept. 19, 1993 (statistic tracked since 1976).

In doing so, Kern became the first NFL player to punt at least 10 times and finish a game with a net punting average of at least 50 yards.

Kern has recorded nine of the franchise's top 12 net punting performances.

Highest single-game net punting average, since 1976 (min. 4 punts):

Player	Date	Opp	Punt	Gross Avg	TB	In20	Net Avg
1. Brett Kern	10/8/17	Mia	10	54.9	0	4	50.2
2. Brett Kern	11/10/19	KC	4	51.0	0	2	49.8
3. Greg Montgomery	9/19/93	SD	5	57.6	1	0	49.8
4. Greg Montgomery	12/27/92	Buf	5	59.2	1	2	49.4
5. Brett Kern	10/6/19	Buf	6	49.7	0	1	49.3
6. Brett Kern	11/25/12	Jax	4	50.3	0	1	49.0
7. Brett Kern	11/9/14	Bal	8	51.8	0	0	48.8
8. Brett Kern	10/26/14	Hou	6	51.7	0	2	48.7
9. Brett Kern	9/16/12	SD	7	51.6	1	3	48.6
10. Craig Hentrich	11/4/01	Jac	4	57.5	0	2	48.5
11. Brett Kern	10/1/17	Hou	5	49.2	0	1	48.4
12. Brett Kern	9/24/17	Sea	6	56.8	1	2	48.2

2017 NFL PUNTING LEADERS

Titans punter **Brett Kern** finished in first place on the 2017 NFL leaderboard in gross punting average and net punting average.

Highest gross punting average in 2017:

Player	Team	Gross Average
1. Brett Kern	Tennessee	49.7
2. Shane Lechler	Houston	49.0
3. Drew Kaser	LA Chargers	48.1
4. Johnny Hekker	LA Rams	47.9
5. Britton Colquitt	Cleveland	47.6
6. Marquette King	Oakland	47.4
7. Andy Lee	Arizona	47.3
8. Thomas Morstead	New Orleans	47.0
Pat O'Donnell	Chicago	47.0
10. Kevin Huber	Cincinnati	46.6

Highest net punting average in 2017:

Player	Team	Net Average
1. Brett Kern	Tennessee	44.6
2. Johnny Hekker	LA Rams	44.3
3. Marquette King	Oakland	42.7
4. Rigoberto Sanchez	Indianapolis	42.6
5. Michael Palardy	Carolina	42.4
6. Thomas Morstead	New Orleans	42.2
7. Justin Vogel	Green Bay	41.6
8. Chris Jones	Dallas	41.4
9. Drew Kaser	LA Chargers	41.3
Shane Lechler	Houston	41.3

MOST CONSECUTIVE GAMES, TEAM HISTORY

Titans punter **Brett Kern** concluded the 2019 regular season with 170 consecutive games played in a Titans uniform. His streak currently ranks second in franchise history, behind only Hall of Fame offensive lineman **Bruce Matthews** (232).

Most consecutive games played in franchise history:

Player	Position	Years	Consec. Games
1. Bruce Matthews	OL	1987–2001	232
2. Brett Kern	P	2009–2019	170
3. Robert Brazile	LB	1975–1984	147
4. Craig Hentrich	P	1998–2007	146
5. Rob Bironas	K	2005–2013	144
6. Keith Bulluck	LB	2000–2009	135
7. Elvin Bethea	DE	1968–1977	135
8. Gregg Bingham	LB	1973–1981	134
9. Beau Brinkley	LS	2012–2019	128
Eddie George	RB	1996–2003	128



#4 • K RYAN SUCCOP

[CLICK FOR COMPLETE BIO](#)

Kicker **Ryan Succop** (6-2, 218) is in his 11th NFL season and his sixth campaign with the Titans in 2019. He was signed by the Titans as a free agent on Sept. 1, 2014.

Succop's 2019 season ended when he was placed on injured reserve on Dec. 18. He battled through injuries throughout the 2019 offseason and began the regular season on injured reserve. He was activated to the roster prior to Week 9 and played six games before landing again on injured reserve.

The franchise's fifth all-time leading scorer and the club's second all-time leader in career accuracy made 26 of his 30 field goal attempts in 2018. His 26 field goals and 106 points were the third-highest totals of his career, and his 86.7 percent success rate ranked third in his career for a single season. He also converted 28 of 31 extra points and booted 45 of his 72 kickoffs for touchbacks (62.5 percent).

Succop set career highs in 2017 with 35 field goals and 42 attempts. He added 31 extra points on 33 attempts to set a career high with 136 points—a total that tied **Al Del Greco's** 1998 franchise record. Succop also booted 47 touchbacks on 80 kickoffs (58.8 percent).

During the 2017 campaign, Succop set the NFL record for most consecutive field goals made from inside 50 yards. His streak, which began in 2014, lasted 56 attempts. The previous league benchmark was 46 such kicks by Atlanta's **Matt Bryant** from 2013–2015.

In 2016, Succop made 22 of his 24 field goal attempts, with his only misses coming from 51 and 58 yards. His 91.7 percent rate was the best single-season performance of his career and the third-best percentage in franchise history (92.3 by **Rob Bironas** in 2010 and 92.3 by **Al Del Greco** in 1998). Succop's percentage ranked third in the NFL in 2016 behind only **Justin Tucker** (97.4) and **Matt Bryant** (91.9).

During his second season in Tennessee, Succop connected on 14 of his 16 field goal attempts and 29 of his 31 extra point attempts to total 71 points. His 87.5 percent success rate on field goals set a personal best and ranked as the sixth-highest figure in franchise history.

In 2014, he set a then-career high by making 86.4 percent of his field goal attempts. He was 19-of-22 and also connected on all 27 of his extra point attempts.

Succop's previous five seasons were spent with the Kansas City Chiefs, who chose him with the last pick of the 2009 NFL Draft (256th overall).

In his career with the Chiefs, he posted four 100-point seasons and made 81.0 percent (119-147) of his field goal attempts. Over his final three years there (2011-13), 52 percent of his kickoffs resulted in touchbacks, a number that ranked 11th in the NFL during that span.

In 2013, he tallied career highs for points (118) and touchbacks (47). He also posted the second-best percentage of his career for field goals made inside of 50 yards, connecting on 87.5 percent (21-24) of those attempts. During his Chiefs career, he produced five game-winning kicks.

A native of Hickory, N.C., Succop played in 50 games for the University of South Carolina Gamecocks, hitting 49 of 69 field goals (71.0%) and converting 104 of 106 PATs. His 251 points made up the second-highest total in school history.

2019 Notes:

- Placed on injured reserve on Sept. 4.
- Activated to the 53-man roster from injured reserve on Nov. 2.
- **At Carolina (11/3)**, made his season debut. He made both extra point attempts and missed three field goal attempts.
- **Against Kansas City (11/10)**, made three of four extra point attempts.
- **Against Jacksonville (11/24)**, connected on all six extra point attempts. His six extra points tied for the most by a kicker for the team since 1999 and were the most in a game since Succop had six against the Jaguars on Dec. 6, 2015.
- **At Indianapolis (12/1)**, made his only field goal attempt (31 yards) and all four extra point attempts.
- **At Oakland (12/8)**, made all six extra point attempts. He missed his only field goal attempt.
- **Against Houston (12/15)**, made all three extra point attempts and had his only field goal attempt blocked.
- Placed on injured reserve on Dec. 18.

Succop's Career Regular Season Statistics:

Year	Team	GP	FGM	FGA	Pct	Lg	XPM	XPA	Pts
2009	KC	16	25	29	86.2	53	29	29	104
2010	KC	16	20	26	76.9	53	42	42	102
2011	KC	16	24	30	80.0	54	20	20	92
2012	KC	16	28	34	82.4	52	17	17	101
2013	KC	16	22	28	78.6	51	52	52	118
2014	Ten	16	19	22	86.4	51	27	27	84
2015	Ten	16	14	16	87.5	51	29	31	71
2016	Ten	16	22	24	91.7	53	39	41	105
2017	Ten	16	35	42	83.3	52	31	33	136
2018	Ten	16	26	30	86.7	54	28	31	106
2019	Ten	6	1	6	16.7	31	24	25	27
Totals		166	236	287	82.2	54	338	348	1,046

Succop's Career Postseason Statistics:

Year	Team	GP	FGM	FGA	Pct	Lg	XPM	XPA	Pts
2010	KC	1	0	0	-	-	1	1	1
2013	KC	1	3	3	100.0	43	5	5	14
2017	Ten	2	1	1	100.0	49	3	3	6
Totals		4	4	4	100.0	49	9	9	21

Succop's Regular Season Single-Game Highs:

Field Goals Made - 6 at New Orleans (9/23/12)
Field Goal Attempts - 6 at New Orleans (9/23/12)
Longest Field Goal - 54 (Twice, last at Buffalo, 10/7/18)
PATs Made - 8 at Oakland (12/15/13)
PATs Attempted - 8 at Oakland (12/15/13)
Points - 19 at New Orleans (9/23/12)
Consecutive Field Goals Made - 22 (10/2/11–12/24/11)

Succop's Playoff Single-Game Highs:

Field Goals Made - 3 at Indianapolis (1/4/14)
Field Goals Attempts - 3 at Indianapolis (1/4/14)
Longest Field Goal - 49 at Kansas City (1/6/18)
PATs Made - 5 at Indianapolis (1/4/14)
PATs Attempted - 5 at Indianapolis (1/4/14)
Points - 14 at Indianapolis (1/4/14)

CONSECUTIVE FGs INSIDE 50 YARDS

On Oct. 16, 2017, **Ryan Succop** set the NFL record for most consecutive field goals made from inside 50 yards. With a 48-yarder in the first quarter against the Colts, he made his 47th such kick. He broke the record of Atlanta Falcons kicker **Matt Bryant**, who made 46 consecutive field goals from inside 50 yards from 2013–2015.

Succop's streak ended at 56 with a missed 48-yard attempt against the Cincinnati Bengals on Nov. 12, 2017. The streak, which began on Dec. 14, 2014, spanned 43 games and nearly three calendar years.

In 2016, he broke **Al Del Greco's** franchise record of 24 consecutive made field goals from inside 50 yards, set from 1995–1996.

Most consecutive field goals made from inside 50 yards, NFL history:

Kicker	Team	Seasons	Consec. FGs from Inside 50 Yards
1. Ryan Succop	Tennessee Titans	2014–2017	56
2. Matt Bryant	Atlanta Falcons	2013–2015	46
3. Mike Vanderjagt	Indianapolis Colts	2002–2004	41

Most consecutive field goals made from inside 50 yards, franchise history:

Kicker	Season(s)	Consecutive Field Goals Inside 50 Yards
1. Ryan Succop	2014-17	56
2. Al Del Greco	1995-96	24
3. Al Del Greco	1998-99	20
3. Rob Bironas	2007-08	19
5. Rob Bironas	2010-11	18

MOST ACCURATE IN TEAM HISTORY

On Oct. 7, 2018, **Ryan Succop** reached 100 successful field goals with the Titans. In doing so, he hit the minimum number to qualify in the team record books for career accuracy.

Succop's success rate on field goals ranks second in franchise history, trailing only **Rob Bironas**, who made 85.7 percent (239 of 279) of his attempts with the Titans.

Highest percentage of made field goals, franchise history (minimum 100 field goals made):

Player	FGM	FGA	Pct.
1. Rob Bironas	239	279	85.7
2. Ryan Succop	117	140	83.6
3. Al Del Greco	246	295	83.4

POINTS IN A SEASON, FRANCHISE HISTORY

In 2017, **Ryan Succop** enjoyed one of the best regular seasons in franchise history by a player at his position. He made 35 of his 42 field goal attempts and 31 of his 33 extra point tries.

Succop scored 136 points, tying **Al Del Greco's** franchise record for points in a season. Del Greco scored 136 points (36 field goals, 28 extra points) to establish the team benchmark in 1998.

Succop's 136 points were a personal best as well. His previous high for a season was 118 points in 2013 with the Kansas City Chiefs.

Most points in a season, franchise history:

Player	Season	PAT	FG	Points
1. Ryan Succop	2017	31	35	136
Al Del Greco	1998	28	36	136
3. Rob Bironas	2007	28	35	133
4. Al Del Greco	1996	35	32	131
5. Rob Bironas	2008	40	29	127
6. Al Del Greco	1993	39	29	126
7. Gary Anderson	2003	42	27	123
8. Rob Bironas	2011	34	29	121
9. Rob Bironas	2009	37	27	118
Al Del Greco	2000	37	27	118

2017 SCORING LEADERS

Ryan Succop ranked among the NFL's top scorers in 2017. He finished ninth in the league and fifth in the AFC.

Most points scored in 2017:

Player	Team	XPM	XPA	FGM	FGA	Pts
1. Greg Zuerlein	LA Rams	44	46	38	40	158
2. Stephen Gostkowski	New England	45	47	37	40	156
3. Robbie Gould	San Francisco	28	30	39	41	145
4. Harrison Butker	Kansas City	28	28	38	42	142
Chris Boswell	Pittsburgh	37	39	35	38	142
6. Justin Tucker	Baltimore	39	39	34	37	141
7. Wil Lutz	New Orleans	47	50	31	36	140
8. Matt Bryant	Atlanta	35	35	34	39	137
9. Ryan Succop	Tennessee	31	33	35	42	136
10. Kai Forbath	Minnesota	34	39	32	38	130
Matt Prater	Detroit	40	41	30	35	130

RYAN SUCCOP'S CAREER GAME-WINNING FIELD GOALS

A game-winning field goal is defined as one that was the final score of the game and gave the kicker's team the lead at any time in the fourth quarter or overtime.

Date	Team	Opponent	Distance	Quarter
9/23/18	Tennessee	at Jacksonville	28 yards	4th Quarter
9/16/18	Tennessee	vs. Houston	31 yards	4th Quarter
10/22/17	Tennessee	at Cleveland	47 yards	Overtime
12/18/16	Tennessee	at Kansas City	53 yards	4th Quarter
9/23/12	Kansas City	at New Orleans	31 yards	Overtime
10/31/11	Kansas City	vs. San Diego	30 yards	Overtime
10/31/10	Kansas City	vs. Buffalo	35 yards	Overtime
9/19/10	Kansas City	at Cleveland	23 yards	4th Quarter
11/22/09	Kansas City	vs. Pittsburgh	22 yards	Overtime



FIELD GOALS IN A SEASON, TEAM HISTORY

Ryan Succop's 35 field goals in 2017 ranked among the top totals in Titans/Oilers history. He tied **Rob Bironas'** 2007 total for second all-time, one short of **Al Del Greco's** mark of 36 during the 1998 campaign.

Most field goals in a season, franchise history:

Player	Season	FG Made	FG Att
1. Al Del Greco	1998	36	39
2. Ryan Succop	2017	35	42
Rob Bironas	2007	35	39
4. Al Del Greco	1996	32	38
5. Rob Bironas	2008	29	33
Rob Bironas	2011	29	32
Al Del Greco	1993	29	34
8. (five tied)		27	

CONSECUTIVE FIELD GOALS

Ryan Succop began 2017 by extending his streak to 19 consecutive successful field goals, including every attempt over the final 10 games of 2016. The streak came to an end on Sept. 10.

The streak was the second-longest of his career, behind only a 22-kick streak in 2011 as a member of the Kansas City Chiefs. It also qualifies as tied for the fifth-longest streak of its kind in franchise history.

From the final three games of the 2014 campaign through the first eight games of 2015, **Succop** made 15 consecutive field goals to record what is now the eighth-longest streak in franchise history.

Longest streaks of field goal attempts without a miss, franchise history:

Kicker	Season(s)	Consecutive Field Goals
1. Rob Bironas	2011–2012	20
Rob Bironas	2010	20
Rob Bironas	2007–2008	20
Al Del Greco	1998–1999	20
5. Ryan Succop	2016–2017	19
Rob Bironas	2007	19
7. Al Del Greco	1995–1996	18
8. Ryan Succop	2017	16
9. Ryan Succop	2014–2015	15
Rob Bironas	2011	14
Al Del Greco	1999–2000	14

SINGLE-SEASON FIELD GOAL PERCENT

Ryan Succop owns three of the top 10 single-season field goal percentages in franchise history. He recorded a career-best 91.7 percent rate on field goals in 2016, which finished third in team annals behind only **Rob Bironas'** 92.3 percent in 2010 and **Al Del Greco's** 92.3 percent in 1998.

In 2015, Succop made 87.5 percent of his attempts, which ranks seventh in team annals, and his 86.7 percent success rate in 2018 ranks 10th.

Highest field goal percentage in a season, franchise history:

Player	Season	Made	Att	Pct
1. Rob Bironas	2010	24	26	92.3
Al Del Greco	1998	36	39	92.3
3. Ryan Succop	2016	22	24	91.7
4. Rob Bironas	2011	29	32	90.6
5. Rob Bironas	2007	35	39	89.7
6. Rob Bironas	2008	29	33	87.9
7. Ryan Succop	2015	14	16	87.5
8. Gary Anderson	2003	27	31	87.1
Al Del Greco	1995	27	31	87.1
10. Ryan Succop	2018	26	30	86.7

Succop's percentage ranked third in the NFL in 2016 behind only **Justin Tucker** (97.4) and **Matt Bryant** (91.9).

Highest field goal percentage in 2016:

Player	Team	Made	Att	Pct
1. Justin Tucker	Bal	38	39	97.4
2. Matt Bryant	Atl	34	37	91.9
3. Ryan Succop	Ten	22	24	91.7
4. Steven Hauschka	Sea	33	37	89.2
5. Cairo Santos	KC	31	35	88.6
6. Nick Folk	NYJ	27	31	87.1
Adam Vinatieri	Ind	27	31	87.1
8. Mason Crosby	GB	26	30	86.7
9. Greg Zuerlein	LA	19	22	86.4
10. Matt Prater	Det	31	36	86.1

MORE TITANS SPECIALISTS

7 - K GREG JOSEPH (6-0, 210, 2nd Year, Florida Atlantic)

➤ **Greg Joseph** was signed by the Titans during Week 16 of the 2019 season.

➤ Joseph entered the NFL as an undrafted college free agent in 2018 with the Miami Dolphins.

➤ He was waived by the Dolphins following his rookie training camp and then signed to the Cleveland Browns roster after Week 2. In 14 games with the Browns in 2018, he converted 17 of 20 field goal attempts, including 11 for 11 inside of 40 yards.

➤ Joseph played four seasons at Florida Atlantic, where he connected on 57 of 82 career field goal attempts (69.5 percent).

➤ Born in Johannesburg, South Africa, his family moved to Florida when he was seven years old, and he attended high school in Delray Beach, Fla.

2019 Notes:

➤ **Against New Orleans (12/22)**, made his Titans debut and made all four of his extra point attempts. He added a special teams tackle.

➤ **At Houston (12/29)**, made all five of his extra point attempts and sent all six of his kickoffs into the end zone for touchbacks.

TITANS TIDBITS: OFF-THE-FIELD NOTES

LB DAREN BATES

➤ In 2018, Bates and NFL defensive end Armonty Bryant opened AstroKids Gym in Austin, Texas. The facility offers children's classes and camps based upon proprioceptive learning.

➤ Bates is a Memphis native and a huge Memphis Grizzlies fan.

➤ For the My Cause, My Cleats campaign, Bates has worn specially designed cleats featuring the words "American Heart Association" to raise awareness for the organization's life-saving mission. His mother, Weslynn Bates, was a heart transplant recipient and lived some wonderful years following her surgery. She sadly passed away in 2015 at the age of 56.

➤ Bates is a tattoo enthusiast and has 107 tattoos.

RB/FB KHARI BLASINGAME

➤ Blasingame enjoys playing the saxophone.

➤ He originally started his Vanderbilt career at linebacker before transitioning to running back as a sophomore.

➤ After his football career, his goal is to become the CEO of a hospital or health care system and then focus on improving health care outcomes for disadvantaged populations.

LS BEAU BRINKLEY

➤ Brinkley's father, Mike, was an All-American defensive end and long snapper at Missouri Valley College. He taught Beau the skill of long snapping when he was just seven years old. Beau's football idol growing up was Kansas City Chiefs long snapper Kendall Gammon.

➤ Brinkley raced four-wheelers in the Extreme Dirt Track Racing Series while growing up in Missouri. He traveled the country competing in both motor cross and flat track competitions and won a flat track regional title in 2005.

➤ An avid golfer, Brinkley won the 2018 Pepsi Tournament C Flight Championship in Brookfield, Mo.

➤ In June 2015, Brinkley participated in the Nashville Sports Council Golf Tournament at Gaylord Springs Golf Course. On the par-3 eighth hole, he sunk a hole-in-one to win a barrel of Jack Daniel's Tennessee whiskey.

WR A.J. BROWN

➤ Brown was selected in the 19th round of the 2016 Major League Baseball Draft by the San Diego Padres as a centerfielder and he participated in the team's extended spring training program each summer from 2016-18.

➤ He has a dog, Bentley Juan Brown, and runs an Instagram account for him @bentleyjuan1.

➤ During a pre-draft visit to San Francisco, Brown was able to link up and work out with Hall of Fame NFL receiver and fellow Mississippian Jerry Rice. Rice took Brown on the horse trail at Edgewood Park in Redwood City, known as one of Rice's training sites, where the pair ran hills as part of their work out. Brown's hometown Starkville, Miss., and Rice's hometown Crawford, Miss., are a 30-minute drive apart.

LB JAYON BROWN

➤ Brown went to the same California high school, Long Beach Poly, as Titans teammate Jurrell Casey. Brown's older brother, Juwuan, was Jurrell's teammate there.

➤ Former Long Beach Poly and New England Patriots star Willie McGinest is a close friend of the Brown family.

➤ Brown's younger brother, Joshua, is a defensive end at the University of Arizona, and his two older brothers also played college football. Jason played linebacker at Idaho, while Juwuan was a defensive lineman at Southern Oregon.

CB MALCOLM BUTLER

➤ In February 2017, the production company Narrative Capital acquired the rights to the story of Butler for a film tentatively titled "The Secondary."

➤ Following Butler's crucial goal line interception to seal Super Bowl XLIX, Patriots quarterback Tom Brady, who received a 2015 Chevrolet Colorado as part of his Super Bowl XLIX MVP Award, requested Chevrolet award the truck directly to Butler.

➤ Prior to securing a rookie free agent tryout with the Patriots in 2014, Butler was operating the fryolator at a Popeye's restaurant.

S KEVIN BYARD

➤ Byard credits his mother, Artina Stanley, for much of his success. Following a divorce when Byard was in ninth grade, his mother moved with the children from

TITANS TIDBITS: THE BEST OF TITANS OFF-THE-FIELD NOTES

Philadelphia to Atlanta. Although it was a financial struggle, Stanley worked long hours to make sure her children received what they needed. Byard claims he and his older brother "had to grow up really fast" as they helped their mother with taking care of the younger kids in the family.

- During the 2019 offseason, Byard hosted 200-plus youngsters at the inaugural Kevin Byard Football Camp at Ensworth School. He plans to hold the camp - which was free - every year.

- The Titans had an inside track in their scouting of Byard. Titans general manager Jon Robinson received glowing reports on Byard from his friend and MTSU recruiting coordinator Steve Ellis. When Robinson was a linebackers coach at Nicholls State, Ellis was one of his pupils, and the two remained close through the years. Additionally, Patrick Callaway, college scout for the Titans, was Byard's high school teammate.

- Byard says his football role models are Ed Reed, Brian Dawkins and Troy Polamalu.

DT JURRELL CASEY

- A fixture in the community, Casey was twice voted Tennessee Titans Walter Payton Man of the Year (2016, 2018), which recognizes players for excellence on and off the field. Casey is a regular at Titans community events and also serves as the spokesperson for United Way of Metropolitan Nashville. Casey and his wife, Ryann, established The Casey Fund, a non-profit dedicated to raising money for established re-entry programs, inner-city youth programs, mentoring and halfway houses. Ryann is a lawyer working in the Nashville Public Defender's Office. More information about The Casey Fund is available through their social media accounts: @caseyfund99 on Facebook and @TheCaseyFund on Twitter and Instagram.

- In 2019, Casey was named a finalist for the Mary Catherine Strobel Direct Service Volunteer Award, which recognizes Middle Tennessee volunteers for their efforts in the community.

- Casey has served as a spokesperson for United Way of Metropolitan Nashville since 2017.

- Casey has a strong partnership with Project Return Tennessee, Free Hearts and Purpose Prep Academy. Casey's wife is on Purpose Prep Academy's school board.

- When he was younger, family members, friends and teammates called him "Tut-Tut," a nickname he earned from his aunt as a small child because she said he walked like a turtle.

- When he was in high school, his older brother, Jurray, was convicted of first-degree murder. Despite the turmoil it caused, Jurrell credits his brother for helping him re-focus on becoming a better football player and student.

- Casey calls his mother, Collette Burns, a cafeteria worker in the Long Beach Unified School District, "the inspiration in my life" for how hard she worked to provide for Jurrell and his siblings.

- Casey and teammate Wesley Woodyard coach a women's flag football team that is comprised of wives and significant others of Titans players.

T JACK CONKLIN

- After not receiving a single Division I scholarship offer, Conklin began his time at Michigan State as a preferred walk-on in 2012. He impressed enough in his redshirt season to earn a scholarship in the spring of 2013.

- At Plainwell (Mich.) High School, Conklin's head coach was his father, Darren Conklin, who once was a walk-on at Michigan under Wolverines head coach Bo Schembechler.

- His mother, Jennifer Jackson, was an All-American swimmer at the University of Michigan.

- Conklin's grandfather, Ron Jackson, was a professional baseball player. He played first base for the Chicago White Sox and Boston Red Sox.

- Conklin traveled to Australia in 2015 to participate in Michigan State's study abroad International Summer Sports Program.

OLB KAMALEI CORREA (pronounced KAH-mah-lay kor-AY-uh)

- Correa attended St. Louis School in Honolulu, Hawaii, where he played football for two seasons with current Titans teammate Marcus Mariota.

- Correa grew up a huge fan of the Green Bay Packers all the way from Honolulu, Hawaii.

DB DANE CRUIKSHANK (last name pronounced CROOK-shank)

- Cruikshank credits his grandparents and his mother for his success in life. "My grandparents have provided for their whole family, and they've helped everyone in the family be successful at whatever they choose to do. My mom, (Beverley Jackson, a hair stylist) she's been able to raise her kids by working hard and never taking days off. She loves us and gives us everything we need."

- He lists owning his own business as a goal on his bucket list. He would one day like to open his own training facility.

WR COREY DAVIS

- Davis and his six siblings survived a tough economic upbringing in Wheaton, Ill. While he has always maintained a loving relationship with his parents, Olasheni Timson and Michelle Davis, he made the decision as a high school junior to move into the home of Robin and Dan Graham, who became his legal guardians. Dan, Corey Davis' youth football coach, was an offensive lineman for the Tampa Bay Buccaneers. His son, Ryan Graham, played youth and high school football with Davis and currently plays quarterback at Northern Illinois.

- Davis' brother, Titus, played football at Central Michigan and was signed by the Chargers as a rookie free agent in 2015. Titus also spent time with the Jets, Bills and Bears.

- One of Davis' favorite quotes is "Never die easy" by Walter Payton, who used the saying as the title to his autobiography.

OL NATE DAVIS

- Growing up, Davis was 'always a pretty big kid.' He played on the offensive or defensive line during Pop Warner, and estimates that in the fourth grade he weighed around 200 pounds.

- Davis was invited to the 2019 Senior Bowl, which he credits for helping him during the draft process. He went head-to-head with defensive linemen from larger conferences, and as an athlete from a smaller conference, he credits his performance at the Senior Bowl for helping put his name into the conversation ahead of the draft.

WR RASHARD DAVIS

- Davis was drafted No. 1 overall by the D.C. Defenders in the 2019 XFL Draft.

- He was a member of the Philadelphia Eagles practice squad when the team won Super Bowl LII.

DE MATT DICKERSON

- Dickerson's father, Clarence, played college football at Henderson State (Ark.).

- He has a twin sister named Megan.

G JAMIL DOUGLAS

- First name is pronounced "Juh-MILL."

- Douglas was on the New England Patriots practice squad when the team won Super Bowl LI.

LB RASHAAN EVANS

- Upon being drafted by Tennessee, Evans was reunited with former Crimson Tide teammate Derrick Henry. Henry phoned Evans immediately after he was selected with the 22nd pick to congratulate him.

- At Alabama, Evans shared the field with his brother, Alex, a member of the Crimson Tide spirit squad.

- Growing up in rural Alabama, Evans would chase wild horses to work on improving his speed and athleticism.

- Evans' father, Alan, was a star running back at Auburn. Evans' mother, Chenavis, received four degrees from Auburn, including her doctorate. Evans' older sister was a cheerleader at Auburn, and despite the family ties including his cousins attending Auburn, Evans stuck with his gut and instead chose Alabama.

TE ANTHONY FIRKSER

- Firkser grew up playing basketball and both roller and ice hockey at elite levels and didn't begin playing football until his sophomore year of high school.

- In the offseason, Firkser volunteers with his former high school football coach to help train and give advice to aspiring young football players in his hometown community of Manalapan, N.J.

RB DAVID FLUELLEN

- Fluellen's favorite personal moment in sports growing up was his first touchdown when he was eight years old. He strip-sacked the quarterback, picked up the fumble and ran it in.

- He is married to Nashville TV anchor/reporter Desiree Wiley, who works for NBC affiliate WSMV-4.

- He hosted the first annual David Fluellen Football Camp in June 2018 at his high school alma mater in New York, Lockport High School.

TITANS TIDBITS: THE BEST OF TITANS OFF-THE-FIELD NOTES

OLB REGGIE GILBERT

- His sister, Vicki Baugh, played for the WNBA's Tulsa Shock (2014-15) and San Antonio Stars (2016).
- As part of My Cause My Cleats, he wore cleats to raise awareness for those, including his aunt, who have lupus.
- His four seasons at the University of Arizona (2012-15) were the winningest four seasons in program history, as the Wildcats accumulated 33 wins and went to four bowl games.

RB DERRICK HENRY

- In high school, Henry broke the 51-year-old national high school rushing record with 12,124 yards after compiling 4,261 rushing yards as a senior.
- Henry sealed an Iron Bowl victory with an epic, career-best 271 rushing yards against the Tigers. He put the Crimson Tide on his back by carrying the ball a school-record 46 times. His 271 rushing yards were 11 more yards than Auburn had in total offense (260). He ended the game with 14 consecutive rushes to run out the clock.
- His late grandmother, Gladys Henry, helped raise him and played a key inspirational role in his development. In 2018, he fulfilled a promise to her and graduated from Alabama with his bachelor's degree. He has a portrait tattoo of her on his chest.
- Gladys Henry nicknamed him "Shocka" as a baby because he "shocked the whole family" when he was born.
- Henry has been growing out his hair since he was in elementary school.

WR CODY HOLLISTER

- Hollister's twin brother, Jacob, was a tight end at Wyoming and was also signed by the New England Patriots along with Cody as rookie free agents in 2017. The two brothers were teammates with the Patriots for the 2017 and 2018 campaigns. Jacob was traded to the Seattle Seahawks during the 2019 offseason.

DB AMANI HOOKER

- Hooker was named a finalist for Minnesota's Mr. Football in 2015. Yet he had just two FBS scholarship offers. When the in-state university showed hesitancy after multiple workouts, Hooker knew he belonged at Iowa saying, "love who loves me."
- Amani's brother, Quinton, played basketball for North Dakota and helped take the team to the NCAA tournament his senior year. Quinton was Minnesota's Mr. Basketball in high school and currently plays basketball professionally in France.

WR ADAM HUMPHRIES

- Humphries was originally a rookie tryout invitee with the Tampa Bay Buccaneers following the 2015 NFL Draft. Titans general manager Jon Robinson was a member of the Bucs player personnel department at the time and saw the 5-foot-11-inch wideout grind it out in practice and eventually earn a spot on the team's 53-man roster. "Humph came in as a tryout and won a spot on the 90-man roster," said Robinson. "He was a tough guy to cover all through training camp and he kept working and working and working. I've always had an affinity for him and liked his style. He's earned everything he's got."
- Clemson head football coach Dabo Swinney took a visit to Humphries' high school, Dorman, before the 2011 season to scout eventual signee Charone Peake during a basketball game. But once the game began, Swinney couldn't help but notice Dorman's 5-foot-11 point guard running the show. "I go watch a basketball game at Dorman High School to see Charone Peake, and I'm going, 'Dang, who's this point guard?'" Swinney said. "And I've got Coach (Dave) Gutshall going, 'Well that's the best football player I've got on the team.' And I'm like, 'Really? We need to watch this guy a little bit.' He played corner, he played receiver, he played running back, he played quarterback. He was the best football player on the team. Adam Humphries was his name. I don't think he had any offers. So we offer the guy, 'Well, we're only offering the guy to get Charone Peake. No, no, no. We want Humphries.'"
- Humphries maintains a friendship with former Clemson teammate and current division rival DeAndre Hopkins.

CB ADOREE' JACKSON

- Jackson was a long jumper and sprinter on USC's track team in the springs of 2015 and 2016, winning the Pac-12 outdoor long jump title both years (and placing second in the Pac-12 100 meters in 2016) and earning All-American status both years after twice placing fifth in the NCAA long jump. He also placed 10th in the long jump during the U.S. Olympic Trials.

- Jackson lists his parents, Chris and Vianca Jackson, as the people that inspire him the most. "They've always steered me in the right direction. All of their experiences and guidance helped get me where I'm at."
- Vianca Jackson, a survivor of breast cancer, served as the team's Honorary 12th Titan prior to the team's 2017 Breast Cancer Awareness Game (Oct. 16).
- Jackson's father, Chris Jackson, is the ultimate grill master and can be found at Titans home games smoking turkey legs, Cornish hams, chicken, rabbits, alligator and frog legs for a pre-game tailgate among family and friends, as well as a post-game meal with players and coaches. He makes all of his own rubs and sauces and has been cooking since 1984.
- Jackson, business partner James Moore, and Jay Levine co-founded Kor Media Entertainment (KME), a Los Angeles-based entertainment agency under the Warner Brothers Digital umbrella. Their tagline is "Where Creatives Come to Play" and their goal is to create culture relevance for both creators and brands through interactive and labs which a focus on gaming and esports.
- Jackson is a Reese's Peanut Butter Cups enthusiast. He names creator Harry Burnett Reese as a historical person he would have loved to meet. "He's a genius. That's by far and away my favorite candy. I eat that like it ain't nothing."
- Jackson watched the movie "Space Jam" continuously as a child to the point he memorized most of the movie.
- In May 2018, Jackson and his business partner James Moore paid for the burial costs of Jaylon McKenzie, an eighth-grade football player who was killed by a stray bullet. McKenzie, a St. Louis, Ill., native, grew up idolizing Jackson.

DL AUSTIN JOHNSON

- When Johnson was drafted by the Titans, he became a teammate once again of DaQuan Jones, a former Penn State defensive lineman who was drafted by the Titans in 2014. The two remained close, and Jones was among Johnson's family and friends surrounding him on draft night.
- Johnson's wife, Danika, is a former LFL MVP and is currently the general manager and head coach of the Nashville Knights football team.
- The son of Austin and Tammy Johnson, he has two older sisters, Brandi and Erika, and one younger sister, Kennedy. Kennedy was a forward on the Michigan State women's basketball team.

C BEN JONES

- Jones switched from jersey #61 to #60 prior to his senior season at Georgia, to honor his father, Steve, a former collegiate star, who was killed in a helicopter crash when he was 10 years old.
- Jones' pregame ritual consists of walking barefoot on the field "to get a feel for the turf." The routine began before one game with his brother in high school and after enjoying success that night, it has continued ever since.
- When he was 10 years old, Jones suffered a blow to the head with a baseball bat. The impact caused a blood clot to develop on his brain and fractured his skull. The injury kept him out of all athletic activity for a year.
- In 2017, Jones established The Jones Mission Fund at The Community Foundation to provide at-risk youth with opportunities they might otherwise not have.
- During the past two offseasons, Jones and his wife, Alex, have hosted the Ben Jones Celebrity Clay Shoot. The two events raised more than \$182,000.
- Jones' brother, Clay, played baseball for the University of Alabama and then was drafted by the Detroit Tigers.

DL DaQUAN JONES

- Jones has a reputation as an upbeat, positive influence. "I've always had that positive mindset, even when things weren't as good," he says. "The guys laugh at me sometimes because I'm always smiling ... It's not that I'm happy all the time, but I just feel like in today's world, if you let anything get you down, it will. The smallest thing will turn into the biggest problem if you let it, so I just try my best to keep a positive mindset."
- Jones majored in criminal justice at Penn State and spent a portion of his 2013 summer as an intern observing the Spring Township Police Department near State College.
- Jones entered the Penn State program after being rated the second-best offensive lineman in the nation during his playing days at Johnson City High School. He switched to the other side of the ball and made an immediate impact as a true freshman.
- Jones lists his father, Steve, as the most inspirational person in his life. Steve raised DaQuan as a single father and one of his father's greatest traits is that he works extremely hard in everything he does. Steve works as an executive chef at Cornell University.

TITANS TIDBITS: THE BEST OF TITANS OFF-THE-FIELD NOTES

K GREG JOSEPH

- Joseph was born in Johannesburg, South Africa, where he lived until his family moved to Florida when he was seven years old.
- Joseph played for the same youth soccer club as United States men's national team forward Jozy Altidore. Altidore is four years older than Joseph, and so the two never played on the same team. However, the two players reunited during the 2019 offseason when the U.S. national team visited Cleveland in late June.

T/G DENNIS KELLY

- In May 2019, Kelly received his MBA from the Kelley School of Business at Indiana University.
- Kelly is an avid professional wrestling fan that does not let the opportunity pass him by whenever a live WWE show is in town. He lists the Undertaker as the one person in the world he would like to have dinner with.
- Kelly's brother, Tim, played football at Eastern Illinois and is currently the offensive coordinator for the Houston Texans.

P BRETT KERN

- Kern's father, Cal, is a former professional soccer goalie.
- Kern is an avid golfer that sports a +1 handicap. He picked the game up late in his high school years and caddied for three summers at Inverness Golf Club while in college. The course is located in Toledo, Ohio, and has hosted PGA and NCAA Championships. In 2011, Kern competed in The Vinny, a local golf fundraising tournament hosted by singers Vince Gill and Amy Grant, and finished fourth in the event.

OLB HAROLD LANDRY III

- Landry could have entered the NFL Draft following his 16.5-sack junior season at Boston College. However, he chose to stay in school and received his degree in communications in December 2017.
- He and his son, Greyson, share the same June 5 birthday.

T TAYLOR LEWAN (pronounced leh-WAHN)

- Lewan owns a taxidermied beaver named Steve. The fedora-donning stuffed rodent, who was a gift from Lewan's wife, Taylin, makes appearances around the Titans locker room, often appearing at the locker of an unsuspecting rookie.
- Lewan chose to wear jersey number 77 at Michigan and then at the pro level because of the legacy of Wolverine tackles who have donned the number, including Jake Long and Jon Jansen.
- His father, Dave, was a defensive lineman at the University of Minnesota.
- Lewan has several tattoos, including a mustache tattooed on his right index finger and a stick figure tattooed on the outside edge of his right hand that he calls his "right-hand man."
- At the 2014 NFL Scouting Combine, Lewan ran the 40-yard dash in 4.87 seconds, beating all other offensive linemen in his class and clocking the fourth-fastest time among offensive linemen from 2010-14.

RB DION LEWIS

- Lewis credits his parents, Leroy (former construction worker) and Linda (social worker) as the biggest influences on his career. "Growing up, they were hard on me and they made sure I stayed out of trouble," Lewis said. "That helped me out a lot later on in life."
- Lewis attended the University of Pittsburgh, but he was offered a scholarship from just two other schools, Miami (Ohio) and Tulane.

LB DAVID LONG JR.

- David's father, David Sr., is a former professional boxer who went 12-5-2 as a heavyweight. He once fought future world champ Deontay Wilder.
- During the offseason, Long still uses on-the-bell, three-minute-round boxing training to focus on his mental awareness. In 2018, Long Jr. went into the ring with headgear against his old man for the first time. They went for three 90-second rounds. "He busted up my lip, but it was fun," Long Jr. says. "He was really iffy that I knew how to throw my hands for real. It was just jabs, but it's grown-man strength."

QB MARCUS MARIOTA (pronounced MAHR-ee-OH-tah)

- In 2016, Mariota launched his Motiv8 Foundation, which serves the communities of Middle Tennessee, Eugene and Honolulu. The Motiv8 Foundation aims to create and support economic and educational programs and athletic activities to provide an alternative outlet for youth of troubled neighborhoods and backgrounds. The Foundation's programming centers around the tools for

success that will allow more children to fully matriculate through grade-school and eventually attend college. Since its launch, the Motiv8 Foundation has awarded hundreds of thousands of dollars towards healthy lifestyle programming, and will continue to fulfill its mission through signature programs, strategic partnerships and fundraising initiatives.

- In 2018, the Motiv8 Foundation launched the Ardel Deppe Community Football Coach Award to recognize three Hawaii football coaches (one top winner) from any level of play who best exemplify Marcus' grandfather's spirit of going the extra mile and giving back to the community.
- He is the oldest son of Toa and Alana Mariota. His younger brother, Matthew, is a tight end at Oregon.
- Mariota credits much of his athletic success to playing soccer in his youth. By the time he was eight years old, he was wearing a soccer jersey with the number 8, and he has kept the jersey number ever since then.

CB CHRIS MILTON

- Milton is related to former NFL running back Tashard Choice.
- Milton's family is close with the family of Pro Football Hall of Famer Champ Bailey. When Milton was preparing for the NFL, he reached out to Bailey, and they trained together during the weeks leading up to the draft.
- Milton enjoys fishing in his free time.

G/T KEVIN PAMPHILE (pronounced POM-feel)

- Pamphile has been active in sending school supplies and hygiene kits to students in his parents' homeland of Haiti. In February of 2017, he made his first trip to Haiti to donate goods and spend time with children and families battling challenging circumstances.
- In July 2017, Pamphile returned to Haiti to host a youth football camp for about 250 children.
- For his work in the Tampa area and in Haiti, Pamphile was the Buccaneers' 2016 winner of the Ed Block Courage Award.

TE MyCOLE PRUITT

- The name MyCole has a unique origin. Pruitt's mother's name is Colette. Cole means "people's victory" in Greek baby names. She named him MyCole for My-Victory. MyCole is his mother's victory

WR KALIF RAYMOND

- Raymond was a dual-sport collegiate athlete, competing in football as well as track and field during his senior season at Holy Cross. He placed second in the 100-meter dash at the 2015 New England Outdoor Championship with a time of 10.71 seconds.

CB LOGAN RYAN

- Logan and his wife, Ashley, are the founders of The Ryan Animal Rescue Foundation (ryananimalfoundation.org). RARF works with animal welfare organizations to promote adoption and provide grants and educational opportunities.
- Every month on the 26th—the day corresponding to his jersey number—he posts a photo on social media with a dog that is in need of adoption along with the hashtag #ryansmonthlyrescue.
- In June 2017, Ryan surprised his big brother, Jordan, by paying off his student loans for his 29th birthday. Logan cut a check for \$82,000 to the American Education Services to cover Jordan's loans from earning his engineering degree from Drexel University. "My man got accepted to college, graduated with honors, and now works as an engineer. He did everything the right way and still lived with a ridiculous amount of student loan debt. The system is broke and makes no sense. I'm fortunate and blessed to be able to take care of that for him."
- When Ryan decided to leave Rutgers and enter the NFL Draft after his redshirt junior season in 2012, he made a promise to his parents that after his rookie year, he would return to school and earn his degree. Ryan kept his promise and graduated in the spring of 2014 with a degree in labor relations and a minor in psychology.

G RODGER SAFFOLD

- Saffold is the owner of competitive "Call of Duty" and "Fortnite" teams called Rise Nation. He invested in the video game industry in April 2014.
- His father, Rodger II, played football at the University of Iowa in the mid-1970s.
- Rodger and his wife Asia grew up on the same street as eight-year olds in Ohio. The childhood friend's romance didn't begin until quite awhile later when the two re-connected on Facebook during Saffold's second-year with the Rams.

TITANS TIDBITS: THE BEST OF TITANS OFF-THE-FIELD NOTES

WR TAJAÉ SHARPE

- Sharpe's grandmother, Cozy Little, is a breast cancer survivor who was initially diagnosed in 2001. She was honored as the 12th Titan prior to a 2016 home game against the Cleveland Browns in conjunction with the team's Breast Cancer Awareness Month efforts.
- Sharpe's family members nicknamed him "Show," which is short for "Showtime."

DL JEFFERY SIMMONS

- During college Simmons was a two-time member of the SEC Academic Honor Roll.
- Simmons' brother, Dylan Bradley, played football at Southern Miss and then spent time with the Minnesota Vikings. His uncle, Jason Hatcher, played 10 total seasons with the Dallas Cowboys and Washington Redskins.
- Away from football, Simmons enjoys fishing and spending time outdoors.

CB LESHAUN SIMS

- He was commonly referred to as "Swis" in college because for his first college game the name on the back of his jersey was upside down. The nickname stuck, but some Titans teammates refer to him now as "Mouse" due to his quiet nature.
- Prior to Sims, no prior student-athlete from Andre Agassi Prep in Las Vegas, Nev., had ever earned an athletic scholarship. When he was a high school freshman, the Stars played eight-man football in the public charter school's first year with a football team. They moved to 11-man football during his sophomore year, and by his senior season, the team won a league title.

TE JONNU SMITH (pronounced JAH-new)

- Smith credits his mother, Karen, for his successes. Jonnu's father passed away as a result of a tow truck accident when he was four years old and his mother raised all six children by herself.
- Smith endured a lot of challenges as a youngster in Philadelphia and after his brother was arrested and one of his friends was killed on the streets, a decision needed to be made. His family didn't have the financial means to just uproot, so for his own safety Jonnu moved in with his mother's sister and brother-in-law, Darla and Mike Kirkland, in Ocala, Fla. He started playing high school football and even though he was far from a touted recruit, he earned a scholarship to Florida International where his play took off.
- Smith's best friend Willie "Quasim" Jefferson tragically died from a gun shot in October 2016. Jonnu gave his son the middle name Quasim in honor of him.

CB TYE SMITH

- In the spring of 2018, Smith hosted his first "Simple Greatness" youth football clinic at St. Augustine University in his hometown of Raleigh, N.C.
- In May 2019, Smith held the second annual Simple Greatness Football Camp, hosting 300 kids for the free camp in Raleigh.
- He has his own website, www.simplegns.com.

K RYAN SUCCOP (pronounced SUCK-up)

- Succop was given the title "Mr. Irrelevant" after being selected with the final pick (256th overall) of the 2009 NFL Draft.
- Succop is an avid golfer that sports a +2.2 handicap. He has played prestigious golf courses like Pine Valley, Silverleaf and Pinehurst.
- Succop caddied for his friend, Wesley Bryan, at the 2016 Nashville Golf Open, a Web.com event at Nashville Golf & Athletic Club. Succop and Bryan went to school together at the University of South Carolina.
- Succop registered 104 career goals and was a four-time all-conference and two-time all-state soccer selection at Hickory (N.C.) High School.
- Succop handled both the kicking and punting duties during his sophomore and junior seasons at South Carolina.

QB RYAN TANNEHILL (pronounced TAN-uh-hill)

- Ryan founded the Tannehill's A.C.E.S. (Achieving Community Educations Success) program with wife, Lauren, which consisted of 17 sophomores from American Senior High School and is focused on awarding scholarships to the participating students who strive for good grades and took on an active role in their community by hosting monthly events to reward the students and help them give back to the community.
- Ryan's father, Tim, played wide receiver at Texas Tech from 1985-87.

S KENNY VACCARO

- In 2014, Vaccaro won the Jim Finks Good Guy Award for his cooperation with New Orleans media.
- Vaccaro's uncle, A.J. Johnson, played for the Washington Redskins (1989-94) and helped the team win Super Bowl XXVI. He also played a season with the San Diego Chargers (1995).
- His younger brother, Kevin, also played at Texas.

OLB CAMERON WAKE

- Wake took an unusual route to the NFL. Following his career at Penn State, he signed with the New York Giants as an undrafted free agent. Released by the Giants on June 22, 2005, Wake entered the corporate world and spent 2006 as a mortgage broker. He then resumed his professional football career in Canada with the B.C. Lions.

OLB D'ANDRE WALKER

- Prior to the 2019 NFL Draft in Nashville, former Tennessee State University linebacker Christian Abercrombie was chosen to announce the Titans' fifth-round choice. Abercrombie became an inspirational figure in Nashville and around the football world by overcoming a life-threatening injury during the 2018 season and battling through two subsequent brain surgeries. By chance, he announced the Titans' selection of Walker, a friend since age 10 when the two played youth football at Welcome All Park in College Park, Ga.
- Walker claims the most inspirational person in his life is his mother, Au'Drea, who worked as a massage therapist to provide for him and his two sisters.

TE DELANIE WALKER

- Walker was named the Tennessee Titans Community Man of the Year in 2013 and 2015, due in large part to his tireless work with Mothers Against Drunk Driving. He teamed with MADD to help raise awareness of the dangers of drinking and driving after losing his aunt and uncle in a horrific accident near New Orleans after Super Bowl XLVII. The morning after San Francisco's loss to Baltimore at the Superdome, an alleged drunk driver killed Alice and Bryan Young only hours after Walker hugged Alice and Bryan at the team's postgame party. In addition to his work with MADD, Walker is an ambassador with the Tennessee Governor's Highway Safety Office's "Booze It and Lose It" campaign.
- In 2014, Walker established the Delanie Walker Gives Back Foundation (delaniewalker.org) to provide inner city and low-income children with the educational opportunities and resources to reach their full potential and beat the odds.
- As a high school senior, he won the Division III 100m (10.6) and long jump (21-5) titles, while also serving as a member of the winning 4x100m relay team at the 2002 Miramonte League Meet.
- On Feb. 14, 2015, Walker was inducted into the Central Missouri Athletic Hall of Fame.

LB WESLEY WOODYARD (pronounced WOOD-yard)

- Woodyard was the recipient of the 2017 Titans Walter Payton Man of the Year award. He was a three-time nominee for the Walter Payton NFL Man of the Year while with the Broncos in 2010-11 and 2013.
- Woodyard is the co-founder of The 16Ways Foundation, which recognizes an emotional need for at-risk youth. The Foundation works on a national level to develop and implement workshops, seminars, camps, and other activities. Its primary focus is to work with at-risk youth between the ages of 8 and 18 and a secondary focus on adults in employment transition.
- In addition to his work with his own foundation, Woodyard has been a tireless advocate for the work of other non-profits, including the ALS Association and Second Harvest Food Bank. For the second year in a row, Woodyard used the NFL's My Cause My Cleats platform to raise awareness and funds for ALS. Woodyard's aunt suffered from ALS leading up to her death, and Woodyard is close to former Titans linebacker Tim Shaw, who was diagnosed with ALS in 2014. Woodyard also serves as the spokesperson for Second Harvest Food Bank of Middle Tennessee.
- Woodyard has been a captain in his first four seasons with the Titans. He joined Hall of Fame running back Floyd Little as the only players in Broncos franchise history to serve as a captain in each of their first six years with the club. In 2004, Woodyard also became the first-ever Kentucky freshman to serve as a team captain.
- Woodyard and teammate Jurrell Casey coach a women's flag football team that is comprised of wives and significant others of Titans players.

WE STAND FOR

In 2018, the Titans launched [We Stand For](#) as a platform for players, coaches and front office personnel to share personal stories about newsworthy causes and charities that are important to them.

The causes range widely from personal foundations to health research, to programs that equip men, women and children with the proper resources to be successful in all areas of life.

The goal of We Stand For is to create positive dialogue around the community work of the players, bringing attention to the causes that are meaningful in their lives.

Additionally, the club pledged to match charitable contributions of the players up to \$250,000.

Among the We Stand For initiatives are the following:

Jurrell Casey — *Social injustice reform and leveling the playing field for people in need*

[In Their Own Words](#) | [The Casey Fund](#) | [Project Return](#) | [Purpose Prep](#)

Jon Robinson — *A world without juvenile diabetes*

[In Their Own Words](#) | [Juvenile Diabetes Research Foundation](#)

Ryan Succop — *Loving our neighbors and building a foundation to serve others in our local community*

[In Their Own Words](#) | [Carpenter's Square](#)

Mike Vrabel — *Equal access for educational opportunities*

[In Their Own Words](#) | [The 2nd & 7 Foundation](#)

TITANS CONTROLLING OWNER AND CO-CHAIRMAN AMY ADAMS STRUNK

"I think our fans have always heard me talk about family. The Titans is a family. To use the words "I Stand For," it wasn't the right ring. If it's someone's passionate, individual cause, it's our cause, too. We're going to get with them, stand with them and help them get that cause out there."

[Video: Why 'We Stand For' is important to Amy Adams Strunk and the Titans family](#)



Delanie Walker — *Public education*

[In Their Own Words](#) | [Delanie Walker Gives Back Foundation](#) | [Rocketown](#)

Wesley Woodyard — *Youth empowerment*

[In Their Own Words](#) | [16Ways Foundation](#)

TITANS AWARD \$450,000 IN GRANTS

Titans Owner Amy Adams Strunk Distributes \$450,000 in Grant Funding to 10 Local Non-Profits as "We Stand For" Campaign Takes Center Stage

by Jim Wyatt, TitansOnline.com
July 30, 2019

NASHVILLE, Tenn. — A year ago, the Titans launched the "We Stand For" campaign, designed to bring the public's attention to the causes that are important to the team's players, coaches and executives.

On Tuesday, it was on full display -- along with some big checks handed out by controlling owner Amy Adams Strunk.

Several of the team's leaders, including general manager Jon Robinson, head coach Mike Vrabel and three players -- tight end Delanie Walker, linebacker Wesley Woodyard, and defensive lineman Jurrell Casey -- were on hand for a community engagement panel at Nissan Stadium, where they discussed the causes that are dear to them.

Then, Amy Adams Strunk handed out \$450,000 in grant funding to 10 local non-profit organizations at the end of a luncheon.

"Mike said, 'We're all family,' and what they stand for, we stand for," Strunk said. "We want to be a part of the community and be a part of the change, and just be good Samaritans. (Our players) take their feelings about this community (seriously) -- they're so strong. And they just want to do what they can to make it a better place. Nashville is great, but we can always be better."

"Today was fun. It was a surprise (to the check recipients) and that made it even more fun. ... It just means so much that we have taken on different causes now that maybe we wouldn't have thought about if our players hadn't brought them to us. I think it's a great thing."

The grants handed out on Tuesday ranged from \$25,000 to \$100,000 and support non-profit organizations in the spaces of education, African American history and culture, social justice, diversionary and re-entry programs, immigrant outreach and domestic violence and sexual assault.

The \$100,000 grant recipients:

- * National Museum of African American Music
- * NAACP Freedom Fund

The \$50,000 grant recipients:

- * Community Achieves by Metro Nashville Public Schools
- * Nashville GRAD



The \$25,000 grant recipients:

- * Project Return
- * Davidson County Drug Court Program (DC4)
- * Thistle Farms
- * Sexual Assault Center
- * Nashville International Center for Empowerment
- * Conexion Americas

[WATCH: Strunk, Robinson, Vrabel, Titans players on hand as organizations receive grant funding](#)

Grant recipients were selected not only on merit but also based on their affiliation with a cause identified as important to a player, coach or executive through the team's "We Stand For" campaign.

The organization's hope for the "We Stand For" campaign is to foster positive dialogue around the community work of its players and executives and raise awareness for the associated causes. The campaign was launched to give Titans players, coaches and front office a platform to better showcase causes and charities that are important to them, and to foster positive dialogue around their community and the work of their associated charities.

Along with his wife Ryann, the Caseys established the Casey Fund, a nonprofit dedicated to addressing the needs of at-risk youth as well as formerly incarcerated individuals by raising money for re-entry programs, inner-city youth programs, mentoring, and halfway houses.

Casey said the organization's work in the community -- and Strunk's generosity -- has inspired everyone to do more.

"It's unbelievable," said Casey, the 2018 Titans recipient of the Walter Payton Man of the Year award. "For you to have an owner and an organization to do something this incredible in the community, something we fight for all the time. ... For Amy to do something like this, I am baffled, I am speechless. She has done something so amazing it touches my heart down deep."

TITANS ON SOCIAL MEDIA

Team Website www.TitansOnline.com
 Mobile Website m.titansonline.com
 Facebook @Titans
 Instagram @Titans
 Snapchat nfltitans
 Twitter @Titans
 YouTube /titans

Follow individual Titans players at their personal accounts:

PLAYER		
LB Daren Bates	@DB_5trey	@weslynn_son56
WR Cameron Batson	@killacam_3_	@camb_13
FB/RB Khari Blasingame	@KB_TwoThree	@kb_twothree
DE Amani Bledsoe	@Amani_Bledsoe	@homeboymoose
LS Beau Brinkley		@brinkley486
CB Tramaine Brock	@T26Brock	@tramainebrock
WR A.J. Brown	@Brown1Arthur	@1k_alwaysopen
LB Jayon Brown	@jayonbrown12	@jayonbrown12
CB Malcolm Butler	@Mac_BZ	@Mac_BZ
S Kevin Byard	@KB31_Era	@KB31_savage
DT Jurrell Casey	@Jurrellc	@tattedmonster99
T Jack Conklin	@jack_conklin78	@jack_conklin78
OLB Kamalei Correa	@kamalei_correa	@kamalei_correa
DB Dane Cruikshank	@Dane2Smooove	@Dane2Smooove
WR Corey Davis	@TheCDavis84	@coreydavis84
OL Nate Davis	@nate_davis73	@nate.davis64
WR Rashard Davis	@rasharddavis6	@sweetfeet6_
RB Dalyn Dawkins	@DDawki	@totedatrockuno
DE Matt Dickerson	@doublemicky	@mattmicky
G Jamil Douglas	@jamildouglas_	@jamil
LB Rashaan Evans	@616evans4	@r.blade_
TE Anthony Firkser		@asapfirk
RB David Fluellen	@DavidFluellenJr	@DavidFluellenJr
OLB Reggie Gilbert		@reggiegilbert_8
LB Nigel Harris	@wiz_kidnookie7	@wiz_kidnookie7
RB Derrick Henry	@KingHenry_2	@last_king_2
TE Parker Hesse	@trueblue_hesse	@truebluehesse
WR Cody Hollister	@C_hollister81	@codyhollister
DB Amani Hooker	@amaniball	@amanihooker27
WR Adam Humphries	@adamhumphries13	@adamhumphries10


PLAYER

		
DT Joey Ivie	@joeyivie	
CB Adoree' Jackson	@adoreeknows	@adoreeknows
WR Darius Jennings	@dariusjennings_	@dariusjennings_
DL Austin Johnson	@AJohn15	@ajohn_94
C Ben Jones		@jones60ben
DL DaQuan Jones	@RiDQulous_98	@dqj_90
K Greg Joseph	@greg_joseph1	@gregj711
CB Joshua Kalu	@BluesKalus	@BluesKalus
T/G Dennis Kelly	@denniskelly67	@denniskelly67
P Brett Kern	@brettkern6	@brettkern6
OLB Harold Landry III	@haroldlandry	@haroldlandry
T Taylor Lewan	@TaylorLewan77	@taylorlewan
RB Dion Lewis	@DionLewisRB	@d_lew33
LB David Long Jr.	@David_Long	@davidlongjr_
DT Isaiah Mack	@imack98	
CB Chris Milton	@cmilt912	@cmilt_
C Daniel Munyer		@bigmuney52
CB Kareem Orr	@reemknows1	@kareemorr1
G/T Kevin Pamphile	@KevinPamphile64	@kevin_pamphile64
TE MyCole Pruitt	@flyyCole_x4	@flyycole_x4
OL David Quessenberry	@davidqberry	@davidqberry
WR Kalif Raymond		@kalifraymond7
OLB Derick Roberson	@DerickJRoberson	
CB Logan Ryan	@realloganryan	@loganryan
G Rodger Saffold	@Rodger_Saffold	@rsaff76
WR Tajaé Sharpe	@show19ine	@show19ine
DL Jeffery Simmons	@grindsimmons94	@jsimmons_94
CB LeShaun Sims	@leshaunsims	@leshauns36
TE Jonnu Smith	@Easymoney_81	@jonnusmith81
CB Tye Smith	@TyeSmithCB	@tyesmith
K Ryan Succop	@ryansuccop	@ryansuccop06
QB Ryan Tannehill	@ryantannehill1	@rtannehill17
S Kenny Vaccaro	@KennyVaccaro4	@kennyvaccaro
OLB Cameron Wake	@kold91	@ninety1
OLB D'Andre Walker	@DAndreWalker15	@DAndreWalker15
TE Delanie Walker	@delaniewalker82	@delaniewalker82
OLB Jordan Williams	@mr_rockytop	@mr_rockytop
QB Logan Woodside	@lwoodsideqb5	@doubleunologs_
LB Wesley Woodyard	@wooddro52	@wooddro52



THIS WEEK'S MEDIA CALENDAR

31 Tuesday	1 Wednesday	2 Thursday	3 Friday	4 Saturday	5 Sunday	6 Monday
<u>Mike Vrabel Press Conference</u> 3 p.m. <u>Locker Room Open</u> 3:15-4:15 p.m.; Ryan Tannehill availability <u>Practice</u> 4-5:30 p.m. Stretch will be only period available to shoot	<u>Mike Vrabel Press Conference</u> 11 a.m. <u>Titans Coordinators Available</u> 11:10 a.m. <u>Locker Room Open</u> 11:15 a.m.-noon <u>Practice</u> 12:20-1:55 p.m.	<u>Practice</u> 11:20 a.m.-12:30 p.m. Mike Vrabel available to the media; locker room open following practice	<u>No Access</u>	<u>Titans at Patriots</u> 7:15 p.m. CT Gillette Stadium	<u>Press Conference</u> Time TBA	<u>Schedule TBA</u>



Click to access the 2019 Titans Media Guide

MEDIA CONTACT INFORMATION

Titans Practice Facility/Training Camp Site:

Saint Thomas Sports Park
460 Great Circle Road
Nashville, TN 37228

Nissan Stadium:

One Titans Way
Nashville, TN 37213

Media-Only Website/Credential Application:

www.titansonline.com/media/credentials (username and password
available through Titans media relations)

Phone:

(615) 565-4000 (main)
(615) 565-4100 (media relations)
(615) 565-4200 (ticket office)

Titans Media Relations:

Senior Director of Communications
Robbie Bohren, (615) 565-4101
rbohren@titans.nfl.com
Assistant Director of Media Relations
Dwight Spradlin, (615) 565-4102
dspradlin@titans.nfl.com
Media Relations Manager
Jared Puffer, (615) 565-4107
jpuffer@titans.nfl.com
Media Relations Coordinator
Kim Smith, (615) 565-4103
ksmith@titans.nfl.com
Media Relations Seasonal Assistant
Geordan Powell, (615) 565-4123
gpowell@titans.nfl.com



TITANS TV RATINGS

2019 **regular season** Titans television ratings in the Nashville market:

Date/Opponent	Day/Time	Network	Rating/Share	Rank
9/8 at Cle	Sun. noon	CBS	24.5/44	1
9/15 vs Ind	Sun. noon	CBS	24.8/48	1
9/19 at Jax	Thu. 7:20 p.m.	NFLN/WZTV	21.2/35	1
9/29 at Atl	Sun. noon	CBS	25.0/45	1
10/6 vs Buf	Sun. noon	CBS	22.6/43	1
10/13 at Den	Sun. 3:25 p.m.	CBS	24.6/43	1
10/20 vs LAC	Sun. 3:05 p.m.	CBS	24.1/43	1
10/27 vs TB	Sun. noon	FOX	21.2/43	1
11/3 at Car	Sun. noon	CBS	21.3/43	1
11/10 vs KC	Sun. noon	CBS	24.2/48	1
11/24 vs Jax	Sun. 3:05 p.m.	CBS	21.9/38	1
12/1 at Ind	Sun. noon	CBS	24.0/46	1
12/8 at Oak	Sun. 3:25 p.m.	CBS	27.1/46	1
12/15 vs Hou	Sun. noon	CBS	27.2/51	1
12/22 vs NO	Sun. noon	FOX	23.7/45	1
12/29 at Hou	Sun. noon	CBS	TBA	TBA
2019 Regular Season Average			23.8/44	

Note: One rating point is equal to 10,218 TV homes in the Nashville television market

Previous yearly Titans television ratings in the Nashville market (regular season only):

Season	Rtg/Shr	Season	Rtg/Shr	Season	Rtg/Shr
2018	22.7/39	2011	27.7/46	2004	26.5/48
2017	19.9/35	2010	30.2/50	2003	33.4/57
2016	22.0/38	2009	30.9/50	2002	26.8/49
2015	21.3/37	2008	32.4/55	2001	24.5/42
2014	20.7/36	2007	28.6/49	2000	29.1/50
2013	25.0/41	2006	23.0/42	1999	19.8/35
2012	23.5/39	2005	21.8/42		

TITANS ON THE AIR

Programs listed for the Nashville market. Outside of Nashville, check local listings for Titans Radio and "Titans All Access" stations and times.

MONDAYS

Radio

"The Mike Vrabel Show" | 6-7 p.m. | Titans Radio/104.5 The Zone

TUESDAYS

Radio

"Titans Tonight" with Keith Bulluck | 6-7 p.m. | Titans Radio/104.5 The Zone

TV

The Mike Vrabel Show" | 7:30-8 p.m. | WKRN News 2

WEDNESDAYS

TV

"Titans Blitz" with Eddie George | 6:30-7 p.m. | WZTV FOX 17

THURSDAYS

Radio

"Mac Talk" with Dave McGinnis | 6-7 p.m. | 104.5 The Zone

FRIDAYS

TV

"Titans All Access" | 11:05-11:35 p.m. | WZTV FOX 17

SATURDAYS

TV

"Titans All Access" | 3-3:30 p.m. | CW 58

"Titans All Access" | 10:30-11 p.m. | MyTV 30

SUNDAYS

Radio (Noon Kickoff)

"Countdown to Kickoff" | 10-11 a.m. | 104.5 The Zone

"Titans Countdown" | 11 a.m.-12 p.m. | Titans Radio/104.5 The Zone

"Titans Postgame Show" | 3-5 p.m. | 104.5 The Zone

TITANS RADIO AFFILIATES

Titans Radio brings football to fans across the Mid-South in one of the NFL's largest radio networks, including Nashville flagship 104.5 The Zone.

Play-by-play announcer **Mike Keith** connection with pro football across the Mid-South dates back to 1996, a year before the Oilers arrived in Tennessee, and he became the "Voice of the Titans" in 1999. Former Titans assistant coach and NFL head coach **Dave McGinnis** began serving as Titans Radio's color analyst in 2017, while Titans Radio gameday host **Rhett Bryan's** involvement with the broadcast dates back to 1997. **Jonathan Hutton** has been a member of the Titans Radio gameday crew since 2014, while **Amie Wells** has been reporting on the sidelines since 2018.

TITANS RADIO AFFILIATES:

Flagship

Nashville WGFY FM 104.5

Tennessee

Camden WRJB FM 95.9

Centerville WFWL AM 1220

Chattanooga WNKX FM 96.7

Chattanooga WGOW FM 102.3

Clarksville WKFN AM 540

Cleveland WCLE FM 104.1

Columbia WMCP AM 1280

Cookeville WKXD FM 106.9

Fayetteville WYTM FM 105.5

Jackson WZDQ FM 102.3

Knoxville WOKI FM 98.7

Lawrenceburg WTNX FM 106.7

Lebanon WANT FM 98.9

Lebanon WCOR AM 1490

Lewisburg WJMM FM 94.3

Manchester WMSR FM 107.9

Memphis WMFS AM 1230

Memphis WMC AM 680

Morristown WCRK FM 105.7

Nashville WGFY FM 104.5

Pulaski WKSR FM 100.9

Tri-Cities WXSM AM 1420

Union City WQAK FM 105.7

Waverly WQMV FM 93.5

Winchester WCDT AM 1060

Winchester WCDT AM 1340

Union City WQAK FM 105.7

Waverly WQMV FM 93.5

Winchester WCDT AM 1060

Winchester WCDT AM 1340

Alabama

Birmingham WJOX FM 94.5

Florence WQLT FM 107.3

Huntsville WUMP AM 730

Huntsville WVNN FM 103.9

Huntsville WVNN AM 770

Scottsboro WWIC FM 92.5

Scottsboro WWIC AM 1050

Kentucky

Benton WCBL AM 1290

Bowling Green WPTQ FM 105.3

Cadiz WKDZ FM 106.5

Elizabethtown WIEL FM 106.1

Hardinsburg WXBC AM 1400

Hardinsburg WXBC FM 104.3

Henderson WSON AM 860

Henderson WSON FM 96.5

Madisonville WWKY FM 97.7

Owensboro WVJS FM 92.9

Paducah WPAD AM 1420

Paducah WPAD FM 99.5

Paducah WPAD AM 1560

Hawaii

Honolulu KIKI AM 990

TITANS ALL ACCESS

The Titans' 30-minute, official magazine-style TV show returns for its 17th season in 2019. **Mike Keith** and **Amie Wells** co-host the show, joined by Titans general manager **Jon Robinson**.

Titans All Access features a variety of long-form stories every week. The show always reviews and previews Titans games, but also shares on-and-off-field stories about the players, coaches and their families. Other Titans All Access staples include one-on-one chats with players and exclusive insight from Robinson, plus Titans news from Titansonline.com senior writer/editor **Jim Wyatt**.

Titans All Access is shown locally on Nashville's FOX 17 Fridays at 11:05 p.m.; WNAB 58 Saturdays at 3 p.m.; and MyTV 30 Saturdays at 10:30 p.m.

Titans All Access has also been picked up again by affiliates in Memphis, Knoxville, Chattanooga, Jackson, Huntsville, AL and Paducah, KY.

Titans All Access Affiliates:

Nashville

WZTV Fox 17

MyTV 30

CW 58

Huntsville

WHNT CBS 19

Jackson, Tenn.

E+ TV6

Memphis

WREG CBS 3

Paducah

WDKA MyTV 49

Chattanooga

WDEF CBS 12

Knoxville

WVLT CBS 8

MyTV 2



2019 NFL DIVISIONAL STANDINGS

AFC East	W	L	T	Pct	Home	Road	Div	Conf
yx-New England Patriots	12	4	0	0.750	6-2	6-2	5-1	8-4
x-Buffalo Bills	10	6	0	0.625	4-4	6-2	3-3	7-5
New York Jets	7	9	0	0.438	5-3	2-6	2-4	4-8
Miami Dolphins	5	11	0	0.313	3-5	2-6	2-4	4-8

AFC North	W	L	T	Pct	Home	Road	Div	Conf
*zyx-Baltimore Ravens	14	2	0	0.875	7-1	7-1	5-1	10-2
Pittsburgh Steelers	8	8	0	0.500	5-3	3-5	3-3	6-6
Cleveland Browns	6	10	0	0.375	4-4	2-6	3-3	6-6
Cincinnati Bengals	2	14	0	0.125	2-6	0-8	1-5	2-10

AFC South	W	L	T	Pct	Home	Road	Div	Conf
yx-Houston Texans	10	6	0	0.625	5-3	5-3	4-2	8-4
x-Tennessee Titans	9	7	0	0.563	4-4	5-3	3-3	7-5
Indianapolis Colts	7	9	0	0.438	5-3	2-6	3-3	5-7
Jacksonville Jaguars	6	10	0	0.375	3-5	3-5	2-4	6-6

AFC West	W	L	T	Pct	Home	Road	Div	Conf
zyx-Kansas City Chiefs	12	4	0	0.750	5-3	7-1	6-0	9-3
Denver Broncos	7	9	0	0.438	5-3	2-6	3-3	6-6
Oakland Raiders	7	9	0	0.438	5-3	2-6	3-3	5-7
Los Angeles Chargers	5	11	0	0.313	2-6	3-5	0-6	3-9

NFC East	W	L	T	Pct	Home	Road	Div	Conf
yx-Philadelphia Eagles	9	7	0	0.563	5-3	4-4	5-1	7-5
Dallas Cowboys	8	8	0	0.500	5-3	3-5	5-1	7-5
New York Giants	4	12	0	0.250	2-6	2-6	2-4	3-9
Washington Redskins	3	13	0	0.188	1-7	2-6	0-6	2-10

NFC North	W	L	T	Pct	Home	Road	Div	Conf
zyx-Green Bay Packers	13	3	0	0.813	7-1	6-2	6-0	10-2
Minnesota Vikings	10	6	0	0.625	6-2	4-4	2-4	7-5
Chicago Bears	8	8	0	0.500	4-4	4-4	4-2	7-5
Detroit Lions	3	12	1	0.219	2-6	1-6-1	0-6	2-9-1

NFC South	W	L	T	Pct	Home	Road	Div	Conf
yx-New Orleans Saints	13	3	0	0.813	6-2	7-1	5-1	9-3
Atlanta Falcons	7	9	0	0.438	3-5	4-4	4-2	6-6
Tampa Bay Buccaneers	7	9	0	0.438	2-6	5-3	2-4	5-7
Carolina Panthers	5	11	0	0.313	2-6	3-5	1-5	2-10

NFC West	W	L	T	Pct	Home	Road	Div	Conf
*zyx-San Francisco 49ers	13	3	0	0.813	6-2	7-1	5-1	10-2
x-Seattle Seahawks	11	5	0	0.688	4-4	7-1	3-3	8-4
Los Angeles Rams	9	7	0	0.563	5-3	4-4	3-3	7-5
Arizona Cardinals	5	10	1	0.344	2-5-1	3-5	1-5	3-8-1

x - clinched playoff berth
z - clinched first-round bye

y - clinched division title
* - clinched home-field advantage

TITANS OFFENSIVE AND DEFENSIVE RANKINGS BY THE WEEK AND BY THE SEASON

Offensive rankings in 2019 by the week based on yardage, followed by yearly rankings since 1999:

2019 Season		NFL Offense			AFC Offense		
Week	Opp.	Tot	Rush	Pass	Tot	Rush	Pass
1	at Cle	19	9T	17T	10	5	10
2	Ind	27	11	27	13	6	13
3	at Jax	27	12	28	13	5	14
4	at Atl	26	12	28	13	7	14
5	Buf	27	16	28	13	8	14
6	at Den	27	19	29	13	9	14
7	LAC	26	19	27	12	9	13
8	TB	27	20	27	13	9	13
9	at Car	26	18	24	12	9	11
10	KC	25	15	26	11	8	12
11	Bye	26	15	26	12	8	12
12	Jax	24	11	25	11	6	11
13	at Ind	24	9	27	11	5	13
14	at Oak	17	8	22	8	5	9
15	Hou	15T	9	20	6	5	8
16	NO	15	7	22	6	4	9
17	at Hou	12	3	21	5	2	9

Final regular season team rankings:

Titans in 2018	25	7	29	11	3	14
Titans in 2017	23	15	23	9	8	11
Titans in 2016	11	3	25	5	2	11
Titans in 2015	30	25	25T	16	10	14
Titans in 2014	29	26	22	14	14	11
Titans in 2013	22	14	21	11	7	11
Titans in 2012	26	21	22	12	10	11
Titans in 2011	17	31	12	8	16	5
Titans in 2010	27	17	25	15	10	13
Titans in 2009	12	2	23	6	2	10
Titans in 2008	21	7	27	10	3	12
Titans in 2007	21	5	27	10	3	14
Titans in 2006	27	5	30	12	3	15
Titans in 2005	17	23	9	10	12	5
Titans in 2004	11	14	10	6	10	5
Titans in 2003	8	26	5	4	14	3
Titans in 2002	17	11	20	9	7	11
Titans in 2001	8	12	8T	5	8	4
Titans in 2000	14	7	16	8	6	8
Titans in 1999	13	13	13T	6	9	5T

Defensive rankings in 2019 by the week based on yardage, followed by yearly rankings since 1999:

2019 Season		NFL Defense			AFC Defense		
Week	Opp.	Tot	Rush	Pass	Tot	Rush	Pass
1	at Cle	13	14	14	6	7	7
2	Ind	10	26	2	5	13	1
3	at Jax	7	21	3	3	12	2
4	at Atl	14	15	14	5	7	7
5	Buf	9	14	10	4	7	6
6	at Den	8	15	6	5	7	5
7	LAC	8	12	10	4	6	7
8	TB	9	12	15	4	6	9
9	at Car	13	15	17	6	6	10
10	KC	18	12	21	11	6	12
11	Bye	18	14	22	11	7	13
12	Jax	17	13	24	10	6	14
13	at Ind	21	11	27	12	5	15
14	at Oak	19	10	26	10	6	14
15	Hou	19	13	25	11	7	14
16	NO	21	12T	24	12	7T	13
17	at Hou	21	12	24	11	7	13

Final regular season team rankings:

Titans in 2018	8	18	6	5	8	4
Titans in 2017	13	4	25	5	1	12
Titans in 2016	20	2	30	11	1	16
Titans in 2015	12	18	7	8	12	3
Titans in 2014	27	31	15	16	15	9
Titans in 2013	14	20	11	8	8	6
Titans in 2012	27	24	26	15	11	14
Titans in 2011	18T	24	14	11	11	10
Titans in 2010	26	20	29	13	10	14
Titans in 2009	28	11T	31	14	5T	16
Titans in 2008	7	6	9	3	3	4
Titans in 2007	5	5	10	4	3	9
Titans in 2006	32	30	27	16	15	15
Titans in 2005	19	22	17	10	11	7
Titans in 2004	27	18	26	13	11	12
Titans in 2003	12	1	30	9	1	15
Titans in 2002	10	2	25	5	2	13
Titans in 2001	25	5	31	15	3	16
Titans in 2000	1	3	1	1	2	1
Titans in 1999	17	10	25	12	6	15

TENNESSEE TITANS OFFENSIVE AND DEFENSIVE STATS, 1999-2019

1999-2019 TITANS - OFFENSE																					
OFFENSE	2019	2018	2017	2016	2015	2014	2013	2012	2011	2010	2009	2008	2007	2006	2005	2004	2003	2002	2001	2000	1999
GAMES (Won-Lost)	9-7	9-7	9-7	9-7	3-13	2-14	7-9	6-10	9-7	6-10	8-8	13-3	10-6	8-8	4-12	5-11	12-4	11-5	7-9	13-3	13-3
FIRST DOWNS	317	289	290	322	298	258	311	260	281	252	288	268	306	261	279	308	310	312	288	299	294
Rushing	104	106	97	115	66	75	103	70	71	73	115	108	118	105	72	85	84	112	87	107	109
Passing	177	156	157	175	195	159	172	166	185	155	154	143	171	133	191	200	211	182	179	167	167
Penalty	36	27	36	32	37	24	36	24	25	24	19	17	17	23	16	23	15	18	22	25	18
YDS GAINED (tot)	5805	4,998	5,024	5,728	4,988	4,859	5,390	5,010	5,361	4,834	5,623	5,018	4,987	4,810	5,122	5,487	5,501	5,272	5,352	5,350	5,296
Avg per Game	362.8	312.4	314.0	358.0	311.8	303.7	336.9	313.1	335.1	302.1	351.4	313.6	311.7	300.6	320.1	342.9	343.8	329.5	334.5	334.4	331.0
RUSHING (net)	2223	2,023	1,833	2,187	1,485	1,447	1,894	1,687	1,438	1,727	2,592	2,199	2,109	2,214	1,525	1,871	1,623	1,952	1,794	2,085	1,811
Avg per Game	138.9	126.4	114.6	136.7	92.8	90.4	118.4	105.4	89.9	107.9	162.0	137.4	131.8	138.4	95.3	116.9	101.4	122.0	112.1	130.3	113.2
Rushes	445	454	443	476	371	356	462	378	376	406	499	508	543	469	397	420	486	511	468	546	459
Yards per Rush	5.0	4.5	4.1	4.6	4.0	4.1	4.1	4.5	3.8	4.3	5.2	4.3	3.9	4.7	3.8	4.5	3.3	3.8	3.8	3.8	3.9
PASSING (net)	3582	2,975	3,191	3,541	3,503	3,412	3,496	3,323	3,923	3,107	3,031	2,819	2,878	2,596	3,597	3,616	3,878	3,320	3,558	3,265	3,485
Avg per Game	223.9	185.9	199.4	221.3	218.9	213.3	218.5	207.7	245.2	194.2	189.4	176.2	179.9	162.3	224.8	226.0	242.4	207.5	222.4	204.1	217.8
Passes Att.	448	437	496	504	551	513	533	540	584	474	476	453	464	447	594	589	502	500	515	462	527
Completed	297	293	306	307	342	299	328	318	353	273	271	265	288	226	358	356	315	306	307	286	304
Pct Completed	66.3	67.0	61.7	60.9	62.1	58.3	61.5	58.9	60.4	57.6	56.9	58.5	62.1	50.6	60.3	60.4	62.7	61.2	59.6	61.9	57.7
Yards Gained	3956	3,255	3,394	3,720	3,893	3,738	3,710	3,577	4,113	3,278	3,104	2,902	3,077	2,748	3,797	3,933	4,031	3,441	3,867	3,430	3,622
Sacked	56	47	35	28	54	50	37	39	24	27	15	12	30	29	31	44	25	21	43	28	25
Yards Lost	374	280	203	179	390	326	214	254	190	171	73	83	199	152	200	317	153	121	309	165	137
Had intercepted	8	12	17	11	17	16	16	16	14	15	15	9	17	19	14	19	9	15	17	16	13
Yards Opp Ret	204	219	262	203	263	214	132	260	167	120	121	88	116	250	293	306	264	179	163	236	227
Opp TDs on Int	0	1	2	3	3	1	1	4	3	1	0	0	0	2	4	2	3	2	2	3	2
PUNTS	78	75	75	77	88	89	79	83	86	77	69	87	73	88	78	79	71	66	85	76	90
Avg Yards	47.1	46.4	49.7	44.2	47.4	46.3	42.9	46.4	43.6	42.9	43.4	42.8	41.9	42.7	43.2	42.9	43.9	41.3	42.0	40.8	42.5
PUNT RETURNS	22	27	36	30	38	30	31	31	47	27	33	34	42	37	45	40	37	28	36	53	40
Avg Return	7.7	8.8	8.5	7.9	8.1	6.9	7.7	15.3	10.4	12.2	6.7	9.7	8.7	12.6	9.3	4.3	11.6	7.8	7.8	12.7	9.0
Returned for TD	0	0	0	0	0	0	0	3	1	1	0	0	0	3	1	0	1	0	0	1	1
KICKOFF RETURNS	30	23	28	33	33	48	44	63	32	64	69	52	52	79	70	79	68	50	71	47	56
Avg Return	21.3	32.0	22.1	19.1	20.6	23.4	24.9	23.6	26.0	24.3	20.5	25.4	21.1	23.2	24.2	19.7	19.1	19.6	19.9	26.1	18.6
Returned for TD	0	1	0	0	0	0	0	1	1	1	0	0	0	0	0	0	0	0	1	0	0
PENALTIES	99	82	85	110	93	111	101	106	104	128	98	108	101	94	125	110	110	112	119	107	114
Yards Penalized	932	727	785	1,012	779	961	900	847	960	1,040	821	855	773	803	1,002	923	887	891	1,025	870	1,069
FUMBLES BY	21	18	10	17	25	23	27	21	17	22	27	18	32	29	27	33	24	20	18	24	17
Fumbles Lost	9	6	8	7	16	10	9	12	8	14	16	8	17	7	12	12	12	10	11	14	9
Opp Fumbles	16	14	23	12	16	7	24	15	20	25	20	28	26	19	20	22	21	22	21	39	39
Opp Fum Lost	9	6	9	6	8	4	12	5	12	8	7	11	12	11	11	12	13	11	11	13	24
POSS. TIME (avg)	28:31	29:28	29:51	30:32	29:25	27:31	30:00	27:18	27:52	25:54	28:27	29:09	31:38	27:17	31:13	31:40	32:52	32:47	31:29	33:48	31:30
TOUCHDOWNS	54	34	33	46	37	28	41	36	34	40	39	41	28	36	33	41	48	42	39	38	46
Rushing	21	15	18	16	10	6	16	10	8	13	19	24	17	15	8	12	11	16	12	14	19
Passing	29	16	14	29	25	20	22	17	22	24	16	13	9	13	20	27	30	22	23	18	23
Returns	4	3	1	1	2	2	3	9	4	3	4	4	2	8	5	2	7	4	4	6	4
EXTRA-PT KICKS	50/52	28/31	31/33	39/41	29/31	27/27	41/41	35/35	34/34	38/38	37/37	40/40	28/28	32/32	30/32	39/39	43/44	36/36	34/35	37/38	43/43
2-PT CONVERSIONS	1/2	0/1	0/0	0/5	3/5	0/1	0/0	1/1	0/0	1/2	1/2	1/1	0/0	3/3	0/1	1/2	3/4	2/6	3/4	0/0	1/3
FIELD GOALS/FGA	8/18	26/30	35/42	22/24	14/16	19/22	25/29	25/31	29/32	24/26	27/32	29/33	35/39	22/28	23/29	19/27	32/37	25/31	20/28	27/33	21/25
POINTS SCORED	402	310	334	381	299	254	362	330	325	356	354	375	301	324	299	344	435	367	336	346	392
TURNOVER DIFF.	+6	-1	-4	0	-14	-10	0	-4	+1	-4	-4	+14	0	+2	-6	-1	+13	+4	-4	0	+19

1999-2019 TITANS - DEFENSE

DEFENSE	2019	2018	2017	2016	2015	2014	2013	2012	2011	2010	2009	2008	2007	2006	2005	2004	2003	2002	2001	2000	1999
POINTS ALLOWED	331	303	356	378	423	438	381	471	317	339	402	234	297	400	421	439	324	324	388	191	324
OPP FIRST DOWNS	335	298	323	324	317	357	329	358	324	356	323	276	268	329	294	318	275	297	300	215	300
Rushing	95	98	68	70	101	119	108	122	111	107	89	81	80	121	89	99	79	75	79	62	81
Passing	213	182	231	227	192	211	191	210	187	214	210	166	165	181	180	189	167	197	192	134	193
Penalty	27	18	24	27	24	27	30	26	26	35	24	29	23	27	25	30	29	25	29	19	26
OPP YARDS GAINED	5752	5,334	5,248	5,720	5,475	5,968	5,407	5,999	5,682	5,883	5,850	4,698	4,665	5,915	5,110	5,724	4,901	4,964	5,515	3,814	5,245
Avg per Game	359.5	333.4	328.0	357.5	342.2	373.0	337.9	374.9	355.1	367.7	365.6	293.6	291.6	369.7	319.4	357.8	306.3	310.3	344.7	238.4	327.8
OPP RUSHING(net)	1672	1,863	1,420	1,413	1,797	2,195	1,795	2,035	2,053	1,851	1,711	1,502	1,478	2,313	1,894	1,917	1,295	1,424	1,431	1,390	1,550
Avg per Game	104.5	116.4	88.8	88.3	112.3	137.2	112.2	127.2	128.3	115.7	106.9	93.9	92.4	144.6	118.4	119.8	80.9	89.0	89.4	86.9	96.9
Rushes	415	429	398	356	462	515	446	483	461	474	402	403	369	506	449	421	342	372	405	387	383
Yards per Rush	4.0	4.3	3.6	4.0	3.9	4.3	4.0	4.2	4.5	3.9	4.3	3.7	4.0	4.6	4.2	4.6	3.8	3.8	3.5	3.6	4.0
OPP PASSING(net)	4080	3,471	3,828	4,307	3,678	3,773	3,612	3,964	3,629	4,032	4,139	3,196	3,187	3,602	3,216	3,807	3,606	3,540	4,084	2,424	3,695
Avg per Game	255.0	216.9	239.3	269.2	229.9	235.8	225.8	247.8	226.8	252.0	258.7	199.8	199.2	225.1	201.0	237.9	225.4	221.3	255.3	151.5	230.9
Passes Att.	598	533	605	635	502	545	545	564	591	625	604	575	569	530	470	524	546	562	559	466	557
Completed	386	337	369	388	319	347	344	374	369	410	404	342	349	335	296	333	332	339	328	242	312
Pct Completed	64.5	63.2	61.0	61.1	63.5	63.7	63.1	66.3	62.4	65.6	66.9	59.5	61.3	63.2	63.0	63.5	60.8	60.3	58.7	51.9	56.0
Sacked	43	39	43	40	39	39	36	39	28	40	32	44	40	26	41	32	38	40	32	55	54
Yards Lost	276	248	272	278	271	222	227	241	180	272	224	262	241	148	246	220	223	213	175	337	305
INTERCEPTED BY	14	11	12	12	11	12	13	19	11	17	20	20	22	17	9	18	21	18	13	17	16
Yards Returned	158	120	154	68	164	122	113	358	179	198	433	351	358	282	129	285	312	198	78	285	257
Returned for TD	1	2	0	0	1	1	1	4	1	1	4	3	2	2	2	1	3	3	0	4	1
OPP PUNT RETURNS	30	33	41	36	47	43	35	39	36	35	29	32	31	33	32	31	30	28	36	28	45
Avg return	9.0	9.0	7.0	9.6	12.9	8.1	6.0	10.4	6.1	6.1	7.2	9.1	8.8	8.4	4.5	6.3	9.2	13.9	7.3	5.7	7.4
OPP KICKOFF RET	37	25	32	21	22	31	45	33	30	56	71	61	58	58	57	69	81	74	57	76	76
Avg return	23.7	27.8	23.4	22.0	27.2	27.6	24.4	26.1	22.7	24.8	24.1	25.0	24.2	21.8	22.6	20.1	18.8	20.0	24.9	20.9	21.0
OPP TOUCHDOWNS	39	32	36	43	51	48	40	55	34	32	48	25	35	46	51	52	35	40	46	20	39
Rushing	14	9	5	10	11	17	21	16	10	7	16	12	11	20	12	18	10	7	17	7	8
Passing	25	21	27	25	34	28	15	31	21	23	31	12	21	24	33	29	20	27	27	10	26
Returns	0	2	4	8	6	3	4	8	3	2	1	1	3	2	6	5	5	6	2	3	5

ROSTERS

Joseph: () () () () () () () () (45G) (31G,42G) () () () () () () () () ()
 OPP: () () (40G,48G) (32N,42G) () (31G,53G,48G) (29G, 50G) (22G,48G,24G) (35G,49N)
 (30G,41G,43G,39G,52B) (49G,50G) (55N,53B,28G,46B) () (29G) (47G) ()

2019 TENNESSEE TITANS REGULAR SEASON DEFENSIVE STATISTICS

PLAYER	TACKLES			SACKS		QB		TFL		INTERCEPTIONS				PD	FUMBLES		
	Tot	Solo	Asst	Sk	Yds					No	Yds	Lg	TD		FF	FR	Yds
Evans, Rashaan	139	84	55	2.5	13.5	11	11	0	0	0	0	1	0	1	53t		
Ryan, Logan	120	76	44	4.5	31.5	2	4	4	16	16	0	19	4	0	0		
Brown, Jayon	117	89	28	1.0	1.0	7	4	1	0	0	0	9	0	1	47t		
Vaccaro, Kenny	104	62	42	1.0	6.0	1	1	1	2	2	0	5	0	0	0		
Byard, Kevin	91	57	34	0.0	0.0	1	2	5	79	28	0	10	0	0	0		
Landry III, Harold	81	56	25	9.0	53.0	28	4	1	0	0	0	1	1	2	0		
Casey, Jurrell	61	41	20	5.0	42.0	30	3	0	0	0	0	0	1	2	0		
Jones, DaQuan	50	34	16	1.0	0.0	21	1	0	0	0	0	3	0	0	0		
Woodyard, Wesley	46	32	14	1.0	10.0	1	3	0	0	0	0	1	1	0	0		
Jackson, Adoree'	40	36	4	0.0	0.0	0	2	0	0	0	0	7	0	0	0		
Simmons, Jeffery	40	25	15	2.0	7.0	14	2	0	0	0	0	1	0	0	0		
Correa, Kamalei	37	23	14	5.0	21.0	7	2	0	0	0	0	2	0	1	0		
Sims, LeShaun	31	23	8	0.0	0.0	0	0	0	0	0	0	2	0	0	0		
Butler, Malcolm	30	23	7	0.0	0.0	0	0	2	61	38t	1	10	0	0	0		
Johnson, Austin	29	16	13	0.0	0.0	3	1	0	0	0	0	1	0	0	0		
Smith, Tye	24	19	5	0.0	0.0	0	0	0	0	0	0	0	2	0	0		
Gilbert, Reggie	24	15	9	1.0	4.0	7	1	0	0	0	0	1	0	0	0		
Long Jr., David	15	8	7	0.0	0.0	0	2	0	0	0	0	1	1	0	0		
Brock Sr., Tramaine	13	10	3	0.0	0.0	0	1	0	0	0	0	2	0	0	0		
Finch, Sharif	13	10	3	2.0	16.0	1	2	0	0	0	0	0	0	0	0		
Hooker, Amani	13	8	5	0.0	0.0	0	0	0	0	0	0	0	0	0	0		
Mack, Isaiah	11	6	5	1.5	9.5	8	0	0	0	0	0	0	0	1	0		
Orr, Kareem	9	7	2	0.0	0.0	0	0	0	0	0	0	0	0	0	0		
Wake, Cameron	5	3	2	2.5	20.5	11	0	0	0	0	0	1	0	0	0		
Roberson, Derick	4	4	0	3.0	23.0	0	0	0	0	0	0	0	0	0	0		
Urban, Brent	4	2	2	0.0	0.0	3	0	0	0	0	0	0	0	0	0		
Dickerson, Matt	2	2	0	0.0	0.0	1	1	0	0	0	0	0	0	0	0		
Bates, Daren	1	1	0	0.0	0.0	0	0	0	0	0	0	0	0	0	0		
Cruikshank, Dane	0	0	0	0.0	0.0	0	0	0	0	0	0	0	0	0	0		
Milton, Chris	0	0	0	0.0	0.0	0	0	0	0	0	0	0	0	0	0		
(GROUP)	0	0	0	1.0	18.0	0	0	0	0	0	0	0	0	0	0		
Total	1,154	772	382	42.0	258.0	157	47	14	158	38t	1	77	10	8	53t		

TITANS SPECIAL TEAMS STATISTICS

PLAYER	TACKLES			FUMBLES		BLOCKS		
	Tot	Solo	Asst	FF	FR	PAT	FG	PUNT
Bates, Daren	11	7	4	1	1	0	0	0
Cruikshank, Dane	10	8	2	0	0	1	1	0
Hooker, Amani	8	5	3	0	0	0	0	0
Vaccaro, Kenny	7	5	2	0	0	0	0	0
Sims, LeShaun	7	3	4	0	0	0	0	0
Correa, Kamalei	5	4	1	0	0	0	0	0
Milton, Chris	5	4	1	0	0	0	0	0
Byard, Kevin	5	3	2	0	0	0	0	0
Jennings, Darius	4	3	1	0	0	0	0	0
Raymond, Kalif	4	3	1	0	0	0	0	0
Smith, Tye	4	2	2	0	0	0	0	0
Gilbert, Reggie	3	3	0	0	0	0	0	0
Kalu, Joshua	3	2	1	0	0	0	1	0
Brinkley, Beau	3	1	2	0	0	0	0	0
Blasingame, Khari	2	2	0	0	0	0	0	0
Finch, Sharif	2	1	1	0	0	0	0	0
Hollister, Cody	2	1	1	0	0	0	0	0
Long Jr., David	2	1	1	0	0	0	0	0
Woodyard, Wesley	2	1	1	0	0	0	0	0
Conklin, Jack	1	1	0	0	0	0	0	0
Joseph, Greg	1	1	0	0	0	0	0	0
Pruitt, MyCole	1	1	0	0	0	0	0	0
Roberson, Derick	1	1	0	0	0	0	0	0
Smith, Rod	1	1	0	0	0	0	0	0
Orr, Kareem	1	0	1	0	0	0	0	0
Succop, Ryan	1	0	1	0	0	0	0	0
Johnson, Austin	0	0	0	0	0	0	1	0
TEAM TOTALS:	96	64	32	1	1	1	3	0

MISCELLANEOUS STATISTICS

PLAYER	TACKLES			FUMBLES	
	Tot	Solo	Asst	FF	FR
Smith, Jonnu	4	4	0	0	0
Davis, Nate	3	3	0	0	0
Tannehill, Ryan	2	2	0	0	1
Conklin, Jack	2	1	1	0	1
Brown, A.J.	1	1	0	0	0
Davis, Corey	1	1	0	0	0
Henry, Derrick	1	1	0	0	0
Jennings, Darius	1	1	0	0	0
Lewan, Taylor	1	1	0	0	0
Jones, Ben	1	0	1	0	0
Douglas, Jamil	0	0	0	0	1
Kelly, Dennis	0	0	0	0	1
Lewis, Dion	0	0	0	0	1
Mariota, Marcus	0	0	0	0	2
Saffold, Rodger	0	0	0	0	1
TEAM TOTALS:	17	15	2	0	8

Legend:

Tot Total Tackles
Solo Unassisted Tackles
Asst Assisted Tackles
Sk Quarterback Sacks
Yds Yards Lost on Sack
QB Quarterback Pressure
TFL Tackle for Loss
Int Interceptions
Yds Interception Return Yards
TD Interceptions Return Touchdowns
PD Passes Defensed
FF Forced Fumble
FR Fumble Recoveries
Yds Yards on Fumble Returns