



MIAMI DOLPHINS WEEKLY RELEASE

WEEK 17 • MIAMI DOLPHINS (4-11) AT NEW ENGLAND PATRIOTS (12-3)

SUNDAY, DEC. 29, 2019 | 1 PM ET | GILLETTE STADIUM | FOXBOROUGH, MASS.





2019 MIAMI DOLPHINS SCHEDULE

PRESEASON

DATE	OPPONENT	STADIUM	TIME/ RESULT	NETWORK	RADIO	PRESENTING SPONSOR	GAME THEME
Thurs., Aug. 8	Atlanta	Hard Rock Stadium	W, 34-27	WFOR CBS4	560 WQAM KISS 99.9		Play Football
Fri., Aug. 16	at Tampa Bay	Raymond James Stadium	L, 14-16	WFOR CBS4	560 WQAM KISS 99.9		
Thurs., Aug. 22	Jacksonville	Hard Rock Stadium	W, 22-7	FOX	560 WQAM KISS 99.9		Play Football
Thurs., Aug. 29	at New Orleans	Mercedes-Benz Superdome	W, 16-13	WFOR CBS4	560 WQAM KISS 99.9		

REGULAR SEASON

DATE	OPPONENT	STADIUM	TIME/ RESULT	NETWORK	RADIO	PRESENTING SPONSOR	GAME THEME
Sun., Sept. 8	Baltimore	Hard Rock Stadium	L, 10-59	CBS	560 WQAM KISS 99.9		Kickoff Weekend
Sun., Sept. 15	New England	Hard Rock Stadium	L, 0-43	CBS	560 WQAM KISS 99.9	Publix	Hispanic Heritage
Sun., Sept. 22	at Dallas	AT&T Stadium	L, 6-31	FOX	560 WQAM KISS 99.9		
Sun., Sept. 29	L.A. Chargers	Hard Rock Stadium	L, 10-30	CBS	560 WQAM KISS 99.9	Ford	Alumni Game
Sun., Oct. 13	Washington	Hard Rock Stadium	L, 16-17	FOX	560 WQAM KISS 99.9	USYLVESTER UNIVERSITY OF MIAMI HEALTH SYSTEM	Crucial Catch
Sun., Oct. 20	at Buffalo	New Era Field	L, 21-31	CBS	560 WQAM KISS 99.9		
Mon., Oct. 28	at Pittsburgh	Heinz Field	L, 14-27	ESPN	560 WQAM KISS 99.9		
Sun., Nov. 3	N.Y. Jets	Hard Rock Stadium	W, 26-18	CBS	560 WQAM KISS 99.9	Hard Rock Hotel	Fantennial
Sun., Nov. 10	at Indianapolis	Lucas Oil Stadium	W, 16-12	CBS	560 WQAM KISS 99.9		
Sun., Nov. 17	Buffalo	Hard Rock Stadium	L, 20-37	CBS	560 WQAM KISS 99.9	CITY FURNITURE	Salute to Service
Sun., Nov. 24	at Cleveland	FirstEnergy Stadium	L, 24-41	FOX	560 WQAM KISS 99.9		
Sun., Dec. 1	Philadelphia	Hard Rock Stadium	W, 37-31	FOX	560 WQAM KISS 99.9	pepsi	Play60
Sun., Dec. 8	at N.Y. Jets	MetLife Stadium	L, 21-22	CBS	560 WQAM KISS 99.9		
Sun., Dec. 15	at N.Y. Giants	MetLife Stadium	L, 20-36	CBS	560 WQAM KISS 99.9		
Sun., Dec. 22	Cincinnati	Hard Rock Stadium	W, 38-35 (OT)	CBS	560 WQAM KISS 99.9	Ocean Cay WIL MARINE RESORTS • BARBADOS	Thank You Fans
Sun., Dec. 29	at New England	Gillette Stadium	1 p.m.	CBS	560 WQAM KISS 99.9		



All Dolphins games can be heard on 560 The Joe and Kiss 99.9, the flagship stations of the Miami Dolphins Radio Network, Dolphins.com and throughout South and Central Florida on stations that make up The Miami Dolphins Radio Network. In addition to the game broadcasts, the stations will feature expanded pre-, halftime and postgame shows. Dolphins fans who tune into 560 The Joe will have the opportunity to listen to live broadcasts of Head Coach Brian Flores' day-after game press conferences and "Dolphins Friday," a day of Dolphins' centric-content on the station featuring interviews with players, coaches, and team executives. Fans can also listen to the Dolphins in Spanish on Univision Deportes Radio WQBA 1140 AM.

Fans can visit [Ticketmaster](https://www.ticketmaster.com), the Official Ticketing Partner of the Dolphins and Hard Rock Stadium or Dolphins.com to purchase single-game tickets. To learn more about becoming a Member of the Dolphins and guarantee the best ticket price and location, call 1-888-FINS-TIX or visit Dolphins.com.



WEEK 17: NEW ENGLAND TABLE OF CONTENTS

MEDIA INFORMATION	2-3
HARD ROCK STADIUM	4-5
NEW BAPTIST HEALTH TRAINING COMPLEX	6-7
SUPER BOWL LIV	8
JUNIOR DOLPHINS	9
DOLPHINS IN THE COMMUNITY	10-14
NFL HUDDLE FOR 100	15
IN MEMORIAM – NICK BUONICONTI & JIM LANGER	16
DOLPHINS NOTES	17-22
DOLPHINS VS. PATRIOTS	23-25
THE LAST MEETING AGAINST THE PATRIOTS	26
2019 ROOKIE CLASS	27
RADIO	28
DEPTH CHART	31
PROJECTED CONTRIBUTORS	32-33
PRONUNCIATION GUIDE	34
TRANSACTIONS	34-35
ROSTERS	36-39
CONTRACT STATUS	40
SUPPLEMENTAL STATS	43-57
THE LAST TIME IT HAPPENED	58-62
GAME SUMMARIES	65-79
LAST WEEK'S GAME BOOK	80-98
EXECUTIVE BIOS	101-103
HEAD COACH BRIAN FLORES	103-104
COACH BIOS	105-106
PLAYER BIOS	107-214
PRACTICE SQUAD & RESERVE LISTS	215
HISTORY & RECORDS	219-295



WEEKLY MEDIA SCHEDULE: WEEK 17 AT NEW ENGLAND

24 TUE	25 WED	26 THU	27 FRI	28 SAT	29 SUN	30 MON
<u>Coordinators</u> 10 a.m. (media work room)	No media availability	<u>Head Coach Brian Flores</u> 12:10 p.m. (media work room) <u>Practice*</u> 12:50 p.m. <u>Players</u> Following practice (open locker room)	<u>Practice*</u> 11 a.m. <u>Head Coach Brian Flores</u> Following practice (media work room) <u>Players</u> Following practice (media work room)	No media availability	<u>Week 17</u> at New England 1 p.m. ET TV - CBS	TBD

* Practice will be open to media for approximately 30 minutes

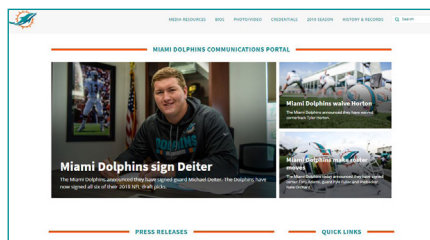
DOLPHINS ON THE AIR

TV:	CBS	
Broadcasters:	Greg Gumbel – Play-By-Play Trent Green – Color Analyst Melanie Collins – Sideline	
Local Radio:	Dolphins Radio Network KISS 99.9-FM WQAM 560-AM	
Broadcasters:	Jimmy Cefalo – Play-By-Play Bob Griese – Color Analyst Joe Rose – Color Analyst Kim Bokamper – Sideline	
Spanish Radio:	Dolphins Spanish Radio WQBA-1140 AM	
Broadcasters:	Roly Martin – Play-By-Play Eduardo Martell – Color Analyst	
National Radio:	Sports USA	
Broadcasters:	Larry Kahn – Play-By-Play Hank Bauer – Color Analyst Troy West – Sideline	

MIAMI DOLPHINS MEDIA WEBSITE

media.miamidolphins.com

The Miami Dolphins media website features everything a media member needs to cover the team. Visitors can find transcripts, press releases, weekly releases, credentials, notes, flip cards, an archive of old media guides and gamebooks and more by visiting media.miamidolphins.com.



COMMUNICATIONS DEPARTMENT



JASON JENKINS

Sr. Vice President,
Communications &
Community Affairs

O: 954-452-7174
JJenkins@dolphins.com



MATT TAYLOR

Sr. Director of
Football
Communications

O: 954-452-7179
MattTaylor@dolphins.com



BRETT BRECHEISEN

Football
Communications
Manager

O: 954-452-7190
BBrecheisen@dolphins.com



RENZO SHEPPARD

Football
Communications
Manager


O: 954-452-7144
RSheppard@dolphins.com



SYDNEY WADE

Football
Communications
Staff Assistant

O: 954-452-7198
SWade@dolphins.com



PAOLA ARGUETA

Corporate
Communications
Staff Assistant

O: 305-943-6703
PAArgueta@dolphins.com



VIRA HALIM

Football
Communications
Staff Assistant

O: 954-452-7177
VHalim@dolphins.com



MIAMI DOLPHINS MEDIA WORKROOM ACCESS & PARKING INFORMATION FOR THE 2019 SEASON

As a reminder, the workroom for accredited media covering the Miami Dolphins is located behind the Dolphins Pro Shop at the Baptist Health Training Facility at Nova Southeastern University. Access to the media workroom is granted by the Communications Staff to members of the media upon their arrival at training camp.

Parking passes are distributed by the Communications Department. The passes **need to be clearly displayed** to gain entry into the media parking areas. Media parking is available at the Nova Southeastern University Medical School garage (HPD Garage), which is next to the Dolphins Pro Shop, and located near the intersection of University Drive and S.W. 30th Street, between Griffin Road and I-595. Access to this garage is off University Drive and S.W. 30th Street. In the event the HPD Garage is full, the overflow media parking will be in the AUX Parking Lot next to the NOVA Softball fields.

PLEASE NOTE – ALL MEDIA ARE ASKED TO PARK ON THE SECOND FLOOR OF THE HPD GARAGE. PARKING ON THE FIRST FLOOR IS RESERVED FOR NOVA PATIENTS ONLY. THE GARAGE WILL BE MONITORED BY NOVA AND THOSE WHO PARK ON THE FIRST FLOOR WILL BE TICKETED.

PLEASE PREARRANGE ALL LIVE TRUCK PARKING through the Miami Dolphins Communications Department.

DIRECTIONS TO PARKING GARAGE AT NOVA SOUTHEASTERN UNIVERSITY

FROM I-95 OR FLORIDA'S TURNPIKE

- Exit at I-595; proceed west to University Drive exit
- Turn left (south) onto University Drive
- Proceed to S.W. 30th Street (Abe Fischler Blvd.) turn left (east)
- Proceed past the Miami Dolphins facility to Ray Ferrero Jr. Blvd.
- Turn right and parking garage will be on your right.

UNIVERSITY DRIVE

- From north of I-595
- Take University Drive south past I-595 to S.W. 30th Street (Abe Fischler Blvd.) turn left (east).
- Proceed past the Miami Dolphins facility to Ray Ferrero Jr. Blvd.
- Turn right and parking garage will be on your right.

FROM SOUTH OF GRIFFIN ROAD

- Take University Drive north past Griffin Road to S.W. 30th Street (Abe Fischler Blvd.) turn right (east)
- Proceed past the Miami Dolphins facility to Ray Ferrero Jr. Blvd.
- Turn right and parking garage will be on your right.





HARD ROCK STADIUM

A Global Entertainment Destination




HISTORY & TRADITION

Hard Rock Stadium is a multi-purpose, open-air complex that recently completed a multi-year renovation that transformed the venue to an epicenter of culture, innovation and spectacle. Home to the Miami Dolphins, University of Miami college football, the Capital One Orange Bowl game, Jazz in the Gardens, Rolling Loud and the Miami Open presented by Itaú, Hard Rock Stadium features world-class entertainment through its versatility in hosting a wide variety of events. The stadium has hosted five Super Bowls (XXIII, XXIX, XXXIII, XLI and XLIV), the 2010 NFL Pro Bowl and four BCS National Championship Games (2001, 2005, 2009 and 2013). El Clásico Miami, the first meeting of soccer giants Real Madrid and Barcelona in North America, was hosted at the venue in 2017. Hard Rock Stadium regularly hosts the Brazil Men's National Soccer Team for a series of matches, and the venue has showcased Drone Racing League since the launch of the franchise. The facility will host its sixth Super Bowl when Super Bowl LIV is played at Hard Rock Stadium on Feb. 2, 2020. The venue additionally will host the 2021 College Football Playoff National Championship.

DESIGN

Hard Rock Stadium is a global entertainment destination that recently completed a \$755 million, multi-year renovation privately funded by Managing General Partner & Chairman of the Board Stephen Ross to transform the iconic venue into the best Miami has to offer in world-class fare, art, culture and an elevated guest experience. Every aspect of the facility was touched during the renovation. New seating experiences were introduced within the bowl as well as five new premium clubs. The renovation brought four high-definition video boards and the installation of a state-of-the-art canopy that keeps as many as 91 percent of guests in the shade. Remodeled, modernized suites throughout the stadium offer a more intimate club space with improved amenities and food, as well as the addition of theatre boxes and four new corner clubs. The venue boasts remodeled suites with improved amenities and food as well as new landscaping bringing nearly 58,000 new trees and shrubs to the exterior of the stadium.





ART

Hard Rock Stadium partnered with Goldman Global Arts (GGA) for one of the world's largest indoor street art galleries. Stephen Ross, inspired by the murals that adorn Wynwood Arts District, tapped GGA for the curation of 19 murals by 18 artists from 10 different countries to transform the facility into a vibrant, monumental public art experience. The landmark #ArtUnexpected project looks to create an artistic legacy and cement Hard Rock Stadium as an iconic, world-class venue that reflects Miami's cultural significance in music, sports, entertainment and the arts.

SUSTAINABILITY

Hard Rock Stadium is now committed to phase out 99.4% of single-use plastics by 2020, including for Super Bowl LIV. On December 22, the venue will be the NFL's first to feature 20oz sustainable draft cups by Ball Corporation, eliminating more than 500,000 plastic cups annually. This will eliminate more than 2.8 million pieces of plastic annually including more than 600,000 plastic bottles. The effort is in collaboration with partners Centerplate and PepsiCo.

As a proud member of the Green Sports Alliance, Hard Rock Stadium could host the Super Bowl with the lowest carbon footprint. The venue sustains a high diverted waste percentage annually through innovative sustainability efforts. This includes bio digesters and composting through liquid food digesters. Furthermore, kitchen oil is recovered into bio fuel, creating renewable energy. The facility sources products from local farms and donates its excess food to local missions. Additionally, the stadium has a no plastic straw policy, waterless urinals and touchless sensor faucets, sorting and recycling as well as energy-efficient LED lighting, and a reduction on paper from mobile tickets and payments.



TECHNOLOGY

Hard Rock Stadium maintains a commitment to providing its guests with the most innovative technology. With the recent 5G installation in partnership with Verizon, Hard Rock Stadium sits at the forefront of technological advancements and strives to make each experience for its guests as seamless and user-friendly as possible.

WORLD-CLASS FARE

Hard Rock Stadium embarked on a journey of listening to guests and asking what they prefer for their palate on game day. Years later, this commitment to bring fresh, diverse flavor to guests remains strong. An emphasis is placed on innovative, local cuisine, and together with hospitality provider Centerplate, the venue curates an unparalleled food and beverage experience throughout the facility to all guests.





NEW BAPTIST HEALTH TRAINING COMPLEX



MIAMI DOLPHINS BREAK GROUND ON \$135 MILLION STATE-OF-THE-ART TRAINING COMPLEX AND SPORTS PERFORMANCE CLINIC IN PARTNERSHIP WITH BAPTIST HEALTH

Extension of multi-year partnership brings newly constructed venue and sports performance clinic to Miami Gardens

MIAMI GARDENS, Fla. – The Miami Dolphins announced the extension of a multi-year partnership with Baptist Health to construct a state-of-the-art training complex and sports performance clinic in Miami Gardens, Fla. The \$135 million newly named Baptist Health Training Complex will open in Spring 2021.

The partnership with Baptist Health is an extension of a decades-long relationship with the Miami Dolphins, with the entity serving as the Official Sports Medicine Provider as well as the Official Wellness Provider of the Miami Dolphins. Baptist Health also is a proud partner of the Miami Dolphins Foundation working together on a series of initiatives around the health and safety of South Florida students, coaches and parents to grow youth football participation in South Florida.



"We're excited to bring the home of the Miami Dolphins players and coaches to Miami Gardens and back to Miami-Dade County," Miami Dolphins Chief Executive Officer Tom Garfinkel said. "The Baptist Health Training Complex will be a state-of-the-art football facility with Baptist Health providing a world-class sports performance clinic available to the public so people can have access to the same care the players get."



NEW BAPTIST HEALTH TRAINING COMPLEX



The 217,200 square-foot complex (125,000 square-foot training facility and 92,200 square-foot indoor field) is more than 50,000 square feet larger than the team's current facility. The Baptist Health Training Complex will house an innovation hub for new technology, spatial computing and a walkthrough space, a state-of-the-art hydrotherapy area, fuel bar, dedicated recovery area including cryotherapy and isolation tanks, an athletic training room with expansive rehabilitation space, meeting rooms with direct access to the fields, a two-story weight room with a cardio deck, locker rooms, equipment space, dining hall, auditorium, an outdoor practice area with two full natural grass fields, full indoor practice facility, a lobby with a grand staircase, office area, press area, fan amenities and a broadcast area.



"We are so proud to continue our long-standing partnership with the Miami Dolphins and look forward to the completion of the Baptist Health Training Complex," said Nelson Lazo, chief executive officer, Doctors Hospital and Miami Orthopedics & Sports Medicine Institute, part of Baptist Health. "Coming together to create a powerful health and wellness facility will greatly benefit fans and our entire community."





— SUPER BOWL LIV —

LIVE IT MIAMI

02.02.20





JUNIOR DOLPHINS

The Junior Dolphins program encourages youth players and coaches to teach, learn and play football in a fun and safe environment. The Junior Dolphins program is designed to give kids access to learn the fundamentals of football using the NFL's top resources. To grow the game, the Junior Dolphins program works to educate coaches, parents and youth on the health and safety of football with a strong emphasis on character development. Junior Dolphins is building the next generation of Dolphins fans.



COACHING ACADEMY

The Junior Dolphins are committed to educating and preparing coaches to meet the needs of our South Florida youth football players both on and off the field. The Junior Dolphins host an annual coaches clinic which offers classroom and on-field sessions focused on game and practice techniques, motivational tools and core football competencies and supports USA Football by helping coaches become Heads Up Football certified.



COMMUNITY

The Junior Dolphins program works to strengthen and empower the South Florida youth football community through several initiatives including youth and high school practice visits, equipment donations, weekly awards, The Audible: Football Fridays pregame show and supporting UHealth's county-wide concussion program in all Miami-Dade high schools.



CAMPS

The Junior Dolphins non-contact camp experience allows players of all levels to learn the fundamentals of the game, work on their football skills and play the game of football in a fun and safe environment.



PARTNER LEAGUES

The Dolphins Flag Football League (DFFL) and Junior Dolphins League Program focuses on giving athletes an opportunity to compete in the South Florida area. The DFFL is designed to give high school flag football players a place to expand their skills and the competitive league offers another opportunity to play organized games. The Junior Dolphins League Program strives to help local youth football organizations teach, learn, and play the game in a fun safe environment.



MIAMI DOLPHINS IN THE COMMUNITY

The Miami Dolphins are committed to leveling the playing field through the power of teamwork to inspire a healthier, more educated and united South Florida community. Together our players, cheerleaders, alumni, staff and partners are dedicated to being difference-makers in our community.



DOLPHINS CANCER CHALLENGE

The Dolphins Cancer Challenge raises critical funds for cancer research at Sylvester Comprehensive Cancer Center and has raised more than \$32.5 million dollars.



FINS WEEKEND

Fins Weekend is dedicated to improving education outcomes by raising money for mentoring and scholarship programs.



NAT MOORE SCHOLARSHIP & GRANT ENDOWMENT PROGRAM

The Nat Moore Scholarship & Grant Endowment Program's mission is to provide the youth of Miami-Dade, Broward, Palm Beach and Monroe counties with the financial resources needed to pursue avenues of education and training for employment readiness. Both the scholarship and the grant are expressly designed to bolster efforts to bridge a gap between receiving financial assistance and obtaining a degree or vocational diploma.



SPECIAL TEAMS

The purpose of the Miami Dolphins Special Teams program is to enlist, inspire and mobilize citizens of South Florida to be difference makers in the community through service.



FOOTBALL UNITES™

Through FOOTBALL UNITES™, the Miami Dolphins believe it is important to be inclusive of the diversity and aware of the intersections that make up South Florida, uniting groups of different races, genders, sexual orientations, identities, abilities and faith around the power of football.



SALUTE TO SERVICE

The Miami Dolphins are committed to better serving our nation's veterans, active duty service members and their families, in year-round programming built around helping them transition to civilian life by events around uniting and appreciating. The programming is tied to the Dolphins community mission and aligns with the NFL's Salute to Service platform and its partners.



MIAMI DOLPHINS IN THE COMMUNITY



MIAMI DOLPHINS ROOKIES SPREAD HOLIDAY CHEER FOR SOUTH FLORIDA FAMILIES

MIAMI GARDENS, FLA. – Miami Dolphins rookies Nate Brooks, Deion Calhoun, Jake Carlock, Chandler Cox, Jamal Davis, Michael Deiter, Sam Eguavoen, Myles Gaskin, Terrill Hanks, Montre Hartage, Gary Jennings, Patrick Laird, Jonathan Ledbetter, Chris Myarick, Nik Needham, Chidi Okeke, Durval Queiroz Neto, TJ Rahming, Keaton Sutherland, Andrew Van Ginkel, Ken Webster, Christian Wilkins, Preston Williams, Gerald Willis and Terry Wright, T.D., and Dolphins' staff in collaboration with Neighbors4Neighbors adopted four deserving families this holiday season with a holiday gift event that included tickets and pregame field passes to the Dolphins vs. Bengals home game at Hard Rock Stadium on Sunday, Dec. 22.

"We have four South Florida families that we are sponsoring this holiday and are fortunate to be able to pass this on to them and so our group really wanted to do a good job of making this a special Christmas for them by getting them some things they need and also a couple toys for the kids," Laird said. "All of us players, we realize how fortunate we are and we are in a great position where we can help people and so this was a cool opportunity that the Dolphins' staff set up for us."

As part of the Adopt-A-Family initiative, the rookies shopped and purchased gifts for the pre-selected families and presented these gifts at a holiday gift event at the Baptist Health Training Facility at Nova Southeastern University on Monday, Dec. 16. The invited participants had the opportunity to spend the evening with the rookies, take part in obstacle courses and received a tour of the facility. At the event, the rookies surprised each participating family with tickets and pregame field passes to attend the team's final home game of the season at Hard Rock Stadium on Dec. 22.

"I was wondering what we were going to do for Christmas this year and as a single parent it's difficult to get the things that your children want for the year and so when I got the call I was feeling very excited and blessed," Shamori Aldridge said. "This was just the icing on the cake this year and I really appreciate that something like this happened for my kids."

"It means a lot for me because I came from a rough journey so to know someone is watching and really cares about us, it means a lot and to get it from the Dolphins is a blessing for me and I really appreciate them doing this for me and my kids," Roschelle Bent added.

These events are part of an ongoing series of the #DolphinsHuddlefor100 service projects as part of the NFL's 100th celebration. The NFL has invited fans, players, clubs and employees to join Huddle for 100, an effort to inspire 1 million people to volunteer 100 minutes of their time to make meaningful contributions to their communities. For more information on the NFL Huddle and to see volunteer opportunities with the Dolphins, visit <https://www.miamidolphins.com/community/specialteams>.



MIAMI DOLPHINS IN THE COMMUNITY



MIAMI DOLPHINS FOOTBALL UNITES™ IN COLLABORATION WITH SUNTRUST NOW TRUIST AND OPERATION HOPE HOST BANKING ON OUR FUTURE YOUTH FINANCIAL LITERACY KICKOFF EVENT

HIALEAH, FLA. – As part of the Miami Dolphins FOOTBALL UNITES™ program, Dolphins cornerback Bobby McCain, alumnus Twan Russell, Senior Vice President of Communications & Community Affairs Jason Jenkins and cheerleaders in collaboration with SunTrust Now Truist and Operation HOPE hosted the Banking On Our Future financial literacy kickoff event for the 300 students of Jose Marti MAST 6-12 Academy (JMMMA 6-12) to educate them on the importance of financial responsibility on Tuesday, Dec. 17.

"I think saving money is something important to learn at an early age that can and will set you up for the future," McCain said. "The Miami Dolphins and the FOOTBALL UNITES™ program do a great job of educating and teaching the youth about all aspects of life and finances is just one part of it."

The event kicked off with a student pep rally in the auditorium of JMMMA 6-12 followed by classroom financial literacy sessions led by SunTrust now Truist volunteers to educate the students on budgeting and banking services using the award-winning Banking On Our Future youth financial literacy curriculum developed by nonprofit Operation HOPE. To date, over one million students across the country have been empowered with financial education through the program. The Miami Dolphins also visited each participating classroom to share financial experiences, interact and take photos with the students.

"A significant problem in today's generation and the economy is the lack of financial literacy," Operation HOPE Senior Executive Vice President Lance Triggs said. "Many Americans were not taught financial literacy in school. The Operation HOPE Banking On Our Future event at Jose Marti Academy, in partnership with SunTrust Now Truist and the Miami Dolphins, taught a new generation of over 500 students the importance of financial literacy and the language of money to break the cycle of financial illiteracy."

"We're honored to work alongside great organizations like Operation HOPE and the Miami Dolphins that help provide access to resources that members of our communities need in order to achieve financial confidence," SunTrust now Truist Alabama and Florida Retail Market Executive Kimberly Dorsett said."

These efforts and initiatives align with the organization's goal to level the playing field through the power of teamwork to inspire a healthier, more educated and united South Florida community. Dolphins Chairman of the Board & Managing General Partner Stephen Ross and Dolphins players created the FOOTBALL UNITES™ program as a way to bring positive social change. The Miami Dolphins organization believes it is important to be inclusive of the diversity and aware of the intersections that make up South Florida, uniting groups of different races, genders, sexual orientations, identities, abilities and faiths around the power of football.

These programs connect to the NFL's Inspire Change platform, showcasing the collaborative efforts of players, owners and the league to create positive change in communities across the country and work with RISE – the Ross Initiative in Sports for Equality – to eliminate racial discrimination, champion social justice and improve race relations. Information on the FOOTBALL UNITES™ program can be found [here](#). To learn more about RISE, visit [here](#). Fans can join the conversation with the NFL's Inspire Change program by clicking [here](#).



MIAMI DOLPHINS IN THE COMMUNITY



MIAMI DOLPHINS HOST FOOTBALL UNITES™ HOLIDAY GIFT EVENT FOR SOUTH FLORIDA FAMILIES

MIAMI GARDENS, FLA. – Miami Dolphins players Trevor Davis, Mike Gesicki, Davon Godchaux, Mack Hollins, Andy Jones, Reshad Jones, Durval Queiroz Neto, Eric Rowe, Linden Stephens, Keaton Sutherland, De'Lance Turner, J'Marcus Webb, Albert Wilson and Jomal Wiltz, T.D., the Miami Dolphins Women's Organization (MDWO) along with Dolphins' executives and staff hosted their FOOTBALL UNITES™ annual holiday gift event for 200 members of deserving South Florida families at Hard Rock Stadium on Tuesday, Dec. 17.

"It's a great experience being out here with all these families to spread holiday cheer," Dolphins tight end Mike Gesicki said. "I just remember when I was a little kid waking up on Christmas to gifts is a feeling I'll never forget. So, to help out and be the reason that these kids can experience that and have gifts is great. Being here in Miami and using our platform in the right way to impact these families, not only at this time but all year long, that the Dolphins give us the opportunity to do speaks volumes to the kind of guys we have on the team and the organization we are a part of."

Pre-selected by Miami Dolphins' FOOTBALL UNITES™ partnering programs, the invited families had the opportunity to interact with players, take photos with Santa and participate together in holiday games and activities. The event included a festive dinner and was followed by a gift announcement to reveal and distribute the player-purchased holiday gifts to the participants. Over the years, the Miami Dolphins' holiday gift event has impacted more than 1,000 youth from Miami-Dade, Broward and Palm Beach counties.

"It's important for us to share the opportunities that we have with others who are not as privileged. We are proud to partner with the Dolphins to share the kindness, generosity and friendship they show," North Miami Police Department Chief of Police Larry Juriga said. "It's the Dolphins putting diverse groups and people of all different backgrounds together and then each individual group gets to become friends with each other and the multitude of people coming together especially during the holidays is fantastic."

Participating FOOTBALL UNITES™ programs included the Anti-Defamation League, Be Strong International, Breakthrough Miami, Circle of Brotherhood, City Of Miami Police, Consulate General of Columbia, Coral Springs Police, Flite Center, Jewish Community Center, Fort Lauderdale Police Department, Mavuno Project, Miami-Dade County Asian American Advisory Board, Miami-Dade County Police Department, Miami Gardens Police Department, Mission Continues, National Christian Foundation, NOBLE, North Miami Beach Police Athletic League, North Miami Police Athletic League, Pridelines, Sant La, Special Olympics Florida, Trayvon Martin Foundation, United Way Broward, United Way Miami, Urban League of Broward, Urban League of Palm Beach, YWCA and 5000 Role Models of Excellence Project.

These efforts and initiatives align with the organization's goal to level the playing field through the power of teamwork to inspire a healthier, more educated and united South Florida community. Dolphins Chairman of the Board & Managing General Partner Stephen Ross and Dolphins players created the FOOTBALL UNITES™ program as a way to bring positive social change. The Miami Dolphins organization believes it is important to be inclusive of the diversity and aware of the intersections that make up South Florida, uniting groups of different races, genders, sexual orientations, identities, abilities and faiths around the power of football.

These programs connect to the NFL's Inspire Change platform, showcasing the collaborative efforts of players, owners and the league to create positive change in communities across the country and work with RISE – the Ross Initiative in Sports for Equality – to eliminate racial discrimination, champion social justice and improve race relations. Information on the FOOTBALL UNITES™ program can be found [here](#). To learn more about RISE, visit [here](#). Fans can join the conversation with the NFL's Inspire Change program by clicking [here](#).

These events are part of an ongoing series of the #DolphinsHuddlefor100 service projects as part of the NFL's 100th celebration. The NFL has invited fans, players, clubs and employees to join Huddle for 100, an effort to inspire 1 million people to volunteer 100 minutes of their time to make meaningful contributions to their communities. For more information on the NFL Huddle and to see volunteer opportunities with the Dolphins, visit <https://www.miamidolphins.com/community/specialteams>.



MIAMI DOLPHINS IN THE COMMUNITY

MIAMI DOLPHINS ANNOUNCE PLAY FOOTBALL END OF YEAR AWARD WINNERS

MIAMI GARDENS, Fla. – The Miami Dolphins announced their Play Football end of the year award winners in a program designed to celebrate youth football in South Florida. Winners included a high school coach of the year, high school player of the year and team mom of the year.

Winners received tickets to a Dolphins home game, were presented with an award on the field at Hard Rock Stadium and received acknowledgement of their accomplishment in the game program and through the Dolphins' social media platforms.

End of the Year Award Winners:

- **High School Coach of the Year:** Eddie Frasier from Dillard High School is the Dolphins 2019 George F. Smith High School Coach of the Year. He led his team to an undefeated season and regional final playoff berth. Frasier is now a nominee for the Don Shula NFL High School Coach of the Year Award, which honors high school football coaches that demonstrate the integrity, achievement, and leadership exemplified by the winningest coach in NFL history, Don Shula. The winner will be announced at the 2020 Pro Bowl in Orlando.
- **High School Player of the Year:** Derek Wingo from St. Thomas Aquinas High School. The four-star All- American outside linebacker led the Raiders with 42 tackles, 12 tackles for loss and 10 sacks. He is the only player from Broward or Palm Beach counties to be selected to play in the All-American Bowl. Wingo is currently verbally committed to the Florida Gators.
- **Team Mom of the Year:** Montoya Jackson from the Miami Shores Spartan 13U of the Miami Xtreme Youth Football League. Jackson is the only team mom for the Miami Shores Spartans. She does a fantastic job making sure all of the players stay hydrated throughout the game and also assists the coaches with maintaining an orderly sideline. Jackson also provides the players and coaches with halftime snacks and postgame refreshments. She always goes above and beyond for all the kids in the Miami Shores program and that is why her team believes Jackson is so special.

The Junior Dolphins program encourages youth players and coaches to teach, learn and play football in a fun and safe environment. The Junior Dolphins program is designed to give kids access to learn the fundamentals of football using the NFL's top resources. To grow the game, the Junior Dolphins program will work to educate coaches, parents and youth on the health and safety of football with a strong emphasis on character development. Junior Dolphins is building the next generation of Dolphins Fans.

2019 MIAMI DOLPHINS PLAYFOOTBALL WEEKLY AWARD WINNERS

	HS Coach of the Week	HS Player of the Week	Youth Player of the Week	Team Mom of the Week	Team of the Week
Week 1	Jeff Bertani North Miami Beach Sr. HS	Henry Parrish Christopher Columbus HS	Brandon Bennett Pembroke Pines Optimist Bengals 11U (AYFL)	Maytte Hill Tamiami Colts (Greater Miami Pop Warner Football League)	North Miami Beach Senior HS
Week 2	Steve Davis Plantation HS	Earnest Johnson III Miami Northwestern Sr. HS	Jaivyn Darby Miami Shores Spartans 13U (Miami Xtreme)	Montoya Jackson Miami Shores Spartans 13U (Miami Xtreme)	Plantation HS
Week 4	Byron Walker Archbishop McCarthy HS	Brian Smith Marjory Stoneman Douglas HS	Ja'vion Florence Cannonball Youth Club Wolverines 6U (Miami Xtreme)	Tara Gochin Parkland Rangers 10U (Gold Coast Pop Warner)	Belen Jesuit Preparatory School
Week 6	Gene Chew John A. Ferguson Sr. HS	Patrick Payton Miami Sr. HS	Royce Powell Fort Pierce FireHawks 10U (Treasure Coast Pop Warner)	Marjorie Garland Royal Palm Beach Wildcats 12U (Treasure Coast Pop Warner)	Inlet Grove HS & Wellington HS
Week 9	Greg Magner Hialeah Gardens HS	Derek Wingo St. Thomas Aquinas HS	Gaby Almonard Jr. Pompano Eagles 12U (AYFL)	Gabrielle Wilson Kendall Hammock Warriors (Miami Xtreme League)	Hialeah Gardens HS & Somerset Academy Silver Palms
Week 11	Brian Dodds Park Vista Community HS	Gabe Taylor Gulliver Preparatory School	Joe Dailey Jupiter Mustangs (Jupiter Mustangs Pop Warner)	Lakeria Phillips Pahokee Panthers 6U (Treasure Coast Pop Warner)	Park Vista Community HS & Scheck Hillel Community School
Week 13					Chaminade Madonna
Week 16					Atlantic HS



NFL HUDDLE FOR 100

As part of the NFL 100 celebration, the NFL is inviting every club and its fans to Huddle for 100, an effort to inspire 1 million people to volunteer 100 minutes of their time to make a lasting difference in their communities.



#DolphinsHuddlefor100

Throughout the Huddle for 100 initiative, the NFL will give participating fans the chance to win a variety of prizes, including game tickets, team gear or a donation to a charity they select when they track their participation. Fans can track their volunteer efforts on social media using both the #DolphinsHuddleFor100 and #Sweepstakes hashtags.

Dolphins Huddle for 100:

Through the Dolphins Huddle for 100 initiative, the Miami Dolphins are working to level the playing field through the power of teamwork to inspire a healthier, more educated and united South Florida community.

1. Find a volunteer opportunity at miamidolphins.com/volunteernow
2. Volunteer and take photos
3. Post your volunteer photos on social media using #DolphinsHuddlefor100 and tag the @NFL and @MiamiDolphins



MIAMI DOLPHINS ROOKIES SPREAD HOLIDAY CHEER FOR SOUTH FLORIDA FAMILIES

Miami Dolphins rookies Nate Brooks, Deion Calhoun, Jake Carlock, Chandler Cox, Jamal Davis, Michael Dieter, Sam Eguavoen, Myles Gaskin, Terrill Hanks, Montre Hartage, Gary Jennings, Patrick Laird, Jonathan Ledbetter, Chris Myrick, Nik Needham, Chidi Okeke, Durval Queiroz Neto, TJ Rahming, Keaton Sutherland, Andrew Van Ginkel, Ken Webster, Christian Wilkins, Preston Williams, Gerald Willis and Terry Wright, T.D., and Dolphins' staff in collaboration with Neighbors4Neighbors adopted four deserving families this holiday season with a holiday gift event that included tickets and pregame field passes to the Dolphins vs. Bengals home game at Hard Rock Stadium on Sunday, Dec. 22.



MIAMI DOLPHINS HOST FOOTBALL UNITEST™ HOLIDAY GIFT EVENT FOR SOUTH FLORIDA FAMILIES

Miami Dolphins players Trevor Davis, Mike Gesicki, Davon Godchaux, Mack Hollins, Andy Jones, Reshad Jones, Durval Queiroz Neto, Eric Rowe, Linden Stephens, Keaton Sutherland, De'Lance Turner, J'Marcus Webb, Albert Wilson and Jamal Wiltz, T.D., the Miami Dolphins Women's Organization (MDWO) along with Dolphins' executives and staff hosted their FOOTBALL UNITEST™ annual holiday gift event for 200 members of deserving South Florida families at Hard Rock Stadium on Tuesday, Dec. 17.



MIAMI DOLPHINS FOOTBALL UNITEST™ IN COLLABORATION WITH SUNTRUST NOW TRUST AND OPERATION HOPE HOST BANKING ON OUR FUTURE YOUTH FINANCIAL LITERACY KICKOFF EVENT

Weekly Dolphins Huddle for 100 Progress Tracker:

(as of Dec. 23, 2019)

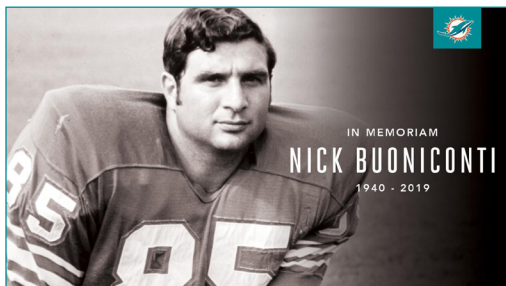
Total Minutes: 25,923,300

Total Minutes This Month: 9,246,800

As part of the Miami Dolphins FOOTBALL UNITEST™ program, Dolphins safety Bobby McCain, alumnus Twan Russell, Senior Vice President of Communications & Community Affairs Jason Jenkins and cheerleaders in collaboration with SunTrust Now Trust and Operation HOPE hosted the Banking On Our Future financial literacy kickoff event for the 300 students of Jose Marti MAST 6-12 Academy (JMMA 6-12) to educate them on the importance of financial responsibility on Tuesday, Dec. 17.



IN MEMORIAM – NICK BUONICONTI & JIM LANGER



Nick Buoniconti, the driving force of the Dolphins' famed "No-Name Defense," passed away on July 30, 2019 at the age of 78. He is survived by his wife, Lynn, two sons, Marc and Nick II, and a daughter, Gina.

Buoniconti inspired his teammates with his outstanding play and fiery leadership. During his seven years with the Dolphins, the team advanced to three straight Super Bowls (1971-73) and won twice (1972, 1973), with one of those wins coming after their unparalleled undefeated season in 1972.

Until Jason Taylor was elected in 2017, Buoniconti was the only member of the Dolphins defense to be elected to the Hall of Fame. He joined the team in 1969 after playing seven seasons with the Patriots. During his tenure with the Dolphins, he was honored as the team's Most Valuable Player three times (1969, 1970, 1973), named to the AFL All-Star game in 1969 and was selected to two Pro Bowls (1973, 1974) following the merger of the two leagues.



The anchor of the Miami offensive line during the Dolphins' championship years of the 1970s, **James John Langer**, born May 16, 1948, passed away on August 29 at the age of 71.

Considered among the greatest NFL centers of all time, Langer was elected to the Pro Football Hall of Fame in his first year of eligibility in 1987 and is one of only four Dolphins players to be elected to the Hall of Fame in their first year of eligibility (Dan Marino, Paul Warfield, Jason Taylor).

A consensus All-Pro from 1973-77, Langer was a six-time Pro Bowl selection (five times as a starter). Over a 10-year period from 1970-79, he played in 128 straight games. He also made 109 consecutive starts between 1972-79. Voted the team's Most Valuable Player by South Florida media in 1975, Langer also holds the distinction of having played every offensive down in the Dolphins' perfect 1972 season.



The Dolphins are honoring the memory of two late Hall of Famers – **Nick Buoniconti and Jim Langer** – during the 2019 season with a special decal on their helmets.

The decal features the initials "NAB" and "JJL" and was worn for the first time in the regular season opener against the Baltimore Ravens at Hard Rock Stadium on Sept. 8.

Buoniconti and Langer are two of 10 Dolphins Hall of Famers. Buoniconti passed away July 30 at the age of 78, while Langer passed away August 29 at the age of 71.

The pair are the first Dolphins Hall of Famers to have passed and this the first time that the Dolphins have honored the passing of an alumnus with a helmet sticker.

The team had previously worn helmet stickers with their uniform numbers to honor the memories of active Dolphins players who had passed away, including running back **David Overstreet** (1984) and linebacker **Larry Gordon** (1983).

The Dolphins wore a black armband on their jerseys with the initials "JR" in 1990 to honor the passing of team founder **Joe Robbie**.





TEAM NOTES

DOLPHINS FACE PATRIOTS IN SEASON FINALE

Miami will end the 2019 season with a game at New England on Sunday, Dec. 29 at 1 p.m. The Dolphins are looking for their first win in New England since "The Wildcat Game" on Sept. 21, 2008.

The Dolphins have improved considerably since the teams last met in Week 2. **Miami has won four of its past eight games** after beginning the season 0-8, including a 38-35 overtime victory last week vs. Cincinnati.

Miami leads the all-time series with New England 55-53, including play-off games.

HOW NEW HEAD COACHES HAVE FARED IN DOLPHINS HISTORY

The 2019 season is just the 10th time the Dolphins began a season with a new head coach. **Miami entered the year an even 70-70 in seasons played under a new head coach and made the playoffs four of the nine previous times** – 1970 (Don Shula), 2000 (Dave Wannstedt), 2008 (Tony Sparano) and 2016 (Adam Gase).

DOLPHINS SEASONS BEGINNING WITH A NEW HEAD COACH

YEAR	COACH	RECORD
1966	George Wilson	3-11
1970	Don Shula	10-4*
1996	Jimmy Johnson	8-8
2000	Dave Wannstedt	11-5*
2005	Nick Saban	9-7
2007	Cam Cameron	1-15
2008	Tony Sparano	11-5*
2012	Joe Philbin	7-9
2016	Adam Gase	10-6*
2019	Brian Flores	4-11
TOTAL		74-81

* play-off appearance

FLORES IN HIS FIRST SEASON AS NFL HEAD COACH

The Dolphins hired **Brian Flores fresh off a Super Bowl-winning performance** as Flores called the defense for the New England Patriots in their 17-3 victory over the L.A. Rams in Super Bowl LIII. **The result tied a Super Bowl record for fewest points allowed.**

Until leading the Dolphins, Flores spent his entire professional career in New England, **getting his start as a scouting assistant in 2004** and working his way up to defensive play-caller and linebackers coach in 2018.

As a first-time head coach, **Flores is instilling three core qualities in his team – toughness, discipline and intelligence.** Flores has a unique perspective as head coach, as he's worked on the personnel and coaching side of an organization and also **coached all three phases – offense, defense and special teams – at various times in his career.**

DOLPHINS ARE TIED FOR FOURTH IN THE NFL IN PENALTIES

With Head Coach **Brian Flores'** emphasis on playing disciplined football, the Dolphins have seen a big reduction in penalties. **The Dolphins are tied for fourth in the NFL by committing just 88 accepted penalties.** Their 734 penalty yards this season are the fourth-best mark in the NFL.

Miami's offense has committed just 31 offensive penalties, the second-fewest in the league.

The Dolphins had the eighth-most penalty yards in the NFL last year (978) and had the second-most total penalties (137) in the league in 2017.

BREAKING DOWN THE DOLPHINS ROSTER:

Here is how the Dolphins' current 53-man roster breaks down (as of Dec. 23, 2019):

- There are 25 offensive players, 25 defensive players and three specialists.
- Of the 53 players on Miami's roster, **14 of them (26.4 pct.) were drafted by the Dolphins.**
- Miami also has five undrafted college free agents on the roster that began their NFL careers with the Dolphins, bringing the total to **19 of the 53 players (35.8 pct.) that began their NFL careers with the Dolphins.**
- Of Miami's 53 players, **21 of them (39.6 pct.) were not selected in the NFL draft.**
- A total of **47 of the 53 players (88.7 pct.) are 28 years old or younger.**

BY DRAFT ROUND

ROUND	NO.
1st	5 players
2nd or 3rd	6 players
4th or 5th	11 players
6th or 7th	8 players
Undrafted	23 players

BY EXPERIENCE

YEARS	NO.
Rookie-1	19 players
2-3	22 players
4-5	5 players
6-9	6 players
10+	1 player

BY AGE

AGE	NO.
22-24	25 players
25-28	22 players
29-32	5 players
33+	1 player



OFFENSE NOTES

15-YEAR VET FITZPATRICK LEADS DOLPHINS OFFENSE

QB Ryan Fitzpatrick is coming off his best game as a Dolphin last week vs. Cincinnati, when he threw for 419 yards and four touchdowns. **He became just the second QB in Dolphins history to have a 400-yard, four-TD game in the regular season.** Dan Marino accomplished the feat seven times in the regular season and once in the playoffs. **Don Strock** did it in a playoff game on Jan. 2, 1982 vs. San Diego.

Last week, Fitzpatrick surpassed the 3,000-yard mark, **becoming the sixth passer in Dolphins history – and first since 2015 – to total 3,000 passing yards in a season.** It marks the fifth time in Fitzpatrick's career he topped the 3,000-yard plateau.

Fitzpatrick has also been clutch late in games. **He has 16 game-winning drives in his career and three of them have come in Miami's last six games,** including a 10-play, 51-yard drive in overtime last week that beat the Bengals.

Fitzpatrick threw his 200th career touchdown pass in Week 12 at Cleveland on his 37th birthday. He became just the 44th player in NFL history to throw for 200 touchdowns and the eighth that was drafted in the seventh round or later.

In Week 11 vs. Buffalo, Fitzpatrick topped 300 yards for the first time this season. **He's the first player in NFL history to have a 300-yard game for seven different franchises.** Fitzpatrick topped 300 yards again in Week 13 vs. Philadelphia and Week 16 vs. Cincinnati, **giving him three 300-yard performances in the past six games.**

Fitzpatrick has two of the three highest passing totals allowed by Buffalo this season at 323 and 282 yards. He became the first 300-yard passer allowed by Buffalo since Patriots QB Tom Brady did so on Oct. 29, 2018.

In Week 7 vs. Buffalo, **Fitzpatrick became the 46th player in NFL history to throw for 30,000 career passing yards.** Fitzpatrick also topped 100 pass attempts for the season, **giving him 12 consecutive seasons with at least 100 pass attempts.**

Some more firsts for Fitzpatrick this year: He became the first quarterback in NFL history to start a game and throw a touchdown pass for eight different teams. **He's the first quarterback in NFL history to win a start with seven different teams.** He's the first NFL quarterback to have a four-TD game for six different franchises.

PARKER HAVING CAREER YEAR

WR DeVante Parker is playing his fifth season with the Dolphins and **is having the best season of his career.** After 15 games, **Parker has set new career highs in every major receiving category** with 64 receptions for 1,065 yards (16.6 avg.) and nine touchdowns. **Last week he became the 10th player in Dolphins history to total 1,000 yards in a season.**



Parker's 1,065 receiving yards currently ranks sixth in the AFC and 16th in the NFL. His nine receiving touchdowns are second in the AFC and tied for third in the NFL.

Since Miami returned from the bye in Week 6 vs. Washington, Parker has 54 receptions for 864 yards (16.0 avg.) and eight touchdowns. **In that span, Parker's 864 receiving yards are fifth in the NFL and lead the AFC.** His eight receiving touchdowns are tied for the most in the league and lead the AFC.

MOST RECEIVING YARDS (SINCE WEEK 6)

PLAYER	TM	REC	YDS	TDs
1. Michael Thomas	NO	100	1,145	6
2. Julio Jones	Atl.	66	957	2
3. Stefon Diggs	Min.	47	877	5
4. Kenny Golladay	Det.	43	875	7
5. DeVANTE PARKER	MIA.	54	864	8

With 111 yards last week vs. Cincinnati, **Parker has now surpassed the 100-yard mark in three of Miami's last six games.**

Parker has set new career highs in receiving yards in two of the past six weeks. He had 135 in Week 11 vs. Buffalo and 159 in Week 13 vs. Philadelphia.





OFFENSE NOTES

GESICKI PLAYING HIS BEST FOOTBALL OF LATE

TE Mike Gesicki was Miami's second-round pick (42nd overall) in the 2018 NFL draft and is beginning to come into his own in his second season. **He had the first multi-score game of his career last week vs. Cincinnati**, after he caught touchdown passes of 31 and 13 yards.



Gesicki now has four touchdown receptions in his past five games, the first four touchdowns of his career. **His four touchdown receptions since Week 12 are tied for the second-most by any NFL tight end in the league in that span.**

Gesicki is sixth among AFC tight ends with 536 receiving yards and fifth with 47 receptions. His 536 receiving yards this season are the most by a Dolphins tight end since **Charles Clay** had 605 in 2014 and 13th-most by a tight end in team history.

Since Miami's bye week, **Gesicki is fourth among AFC tight ends with 41 receptions and fifth with 485 receiving yards.**

His 69 career receptions and 738 career receiving yards are both third among NFL tight ends in the 2018 draft class.

PATRICK "THE INTERN" LAIRD IS MIAMI'S NEW STARTING RUNNING BACK

RB Patrick Laird was an undrafted college free agent out of California signed this offseason by the Dolphins.

After working his way up the depth chart, he's seen increased usage on offense in recent weeks culminating in 14 touches for 48 yards and a touchdown in the Week 13 win vs. Philadelphia.

The touchdown came on a 4-yard run in the fourth quarter and gave Miami the lead.

Laird earned his first NFL start in Week 14 at the N.Y. Jets and set career highs with 15 carries and 48 rushing yards (3.2 avg.). He also caught four passes for 38 yards (9.5 avg.).

He's started each of the past three games for Miami and topped 50 scrimmage yards in each of his first two starts.

DOLPHINS OFFENSE IMPROVING AS SEASON PROGRESSES

The Dolphins offense has steadily improved as the season has moved on and the biggest transformation has come in the red zone, where the Dolphins were scoring touchdowns on just 16.7 percent of red zone possessions in the first four games of the season. It was the lowest percentage in the league during that span.

Since returning from the bye in Week 6, the Dolphins are ninth in the league in red zone offense, scoring touchdowns on 63.2 percent of their red zone possessions (24 of 38).

Here is how the Dolphins have improved in other offensive categories since the bye week:

DOLPHINS OFFENSE (FIRST 4 GAMES VS. LAST 11 GAMES)					
WEEKS 1-4		CATEGORY	WEEKS 6-16		
STAT	RNK		RNK	STAT	
225.0	31	Total Offense	20	333.7	
173.3	30	Passing Offense	8	253.2	
51.8	30	Rushing Offense	32	80.5	
6.5	32	Scoring Offense	15	23.0	
18	29t	Sacks Allowed	31	38	
26.0	31	Third Down Offense	21	36.6	
9	27t	Giveaways	24t	17	

WILLIAMS FINISHED HIS SEASON AMONG NFL'S TOP ROOKIE WIDE RECEIVERS

WR Preston Williams was signed by the Dolphins as an undrafted college free agent on May 9, 2019 out of Colorado State and made an instant impact on the Dolphins offense before suffering a season-ending injury in Week 9 vs. the N.Y. Jets. **He was one of three rookie wide receivers to start at least seven of his team's first eight games.**

Williams was outplaying his undrafted status. **At the time of his injury and among rookie wide outs, he was tied for the NFL lead with 32 receptions, fourth with 428 receiving yards and tied for fourth with three receiving touchdowns** despite 27 wide receivers being selected in the 2019 NFL draft.

MOST RECEPTIONS (2019 ROOKIE WRs AT END OF WEEK 9)					
	PLAYER	TM	REC	YDS	TDs
1.	PRESTON WILLIAMS	MIA.	32	428	3
	Terry McLaurin	Was.	32	497	5
3.	DK Metcalf	Sea.	29	525	5
4.	A.J. Brown	Ten.	26	429	3
	Diontae Johnson	Pit.	26	299	3



DEFENSE NOTES

DOLPHINS DEFENSE IMPROVING AS SEASON PROGRESSES

The Dolphins defense has steadily improved as the season has moved on.

The unit saw a streak of six straight games holding its opponent to less than 400 total yards snapped in Week 11 vs. Buffalo. **It was the first six-game stretch the Dolphins have allowed less than 400 total yards since Oct. 1, 2017 – Nov. 5, 2017.**

Since the bye week in Week 5, the Dolphins have improved in nearly every defensive category.

DOLPHINS DEFENSE (FIRST 4 GAMES VS. LAST 11 GAMES)				
WEEKS 1-4		CATEGORY	WEEKS 6-16	
STAT	RNK		RNK	STAT
472.0	32	Total Defense	24	374.9
296.3	29	Passing Defense	25	254.2
175.8	32	Rushing Defense	24	120.7
40.8	32	Scoring Defense	29	27.9
5	25t	Sacks	28t	17
57.8	31	Third Down Defense	10	37.1
2	30t	Takeaways	21t	12

BAKER ELECTED TEAM CAPTAIN IN SOPHOMORE SEASON

LB Jerome Baker was selected by his teammates to be a team captain this season, despite it being just his second year in the league.

Baker has made an immediate impact since being a third-round pick (73rd overall) of Miami's in 2018. **He leads the team with 116 tackles (69 solo) this season and his total is fourth in the AFC.** With 87 tackles (53 solo) since the bye week, Baker is tied for 10th in the NFL in that span.

Baker's 192 career tackles (125 solo) are seventh among players in his draft class and all of the players with more tackles than Baker were drafted before him.

MOST CAREER TACKLES (2018 DRAFT CLASS)				
PLAYER	TM	TOT	SOLO	ASST
1. Darius Leonard	Ind.	278	179	99
2. Fred Warner	SF	238	171	67
3. Tremaine Edmunds	Buf.	234	146	88
4. Roquan Smith	Chi.	221	154	67
5. Jessie Bates	Cin.	211	143	68
6. Leighton Vander Esch	Dal.	210	145	65
7. JEROME BAKER	MIA.	192	125	67
8. Terrell Edmunds	Pit.	171	118	53
9. Rashaan Evans	Ten.	159	98	61
10. Justin Reid	Hou.	157	119	38

SEVERAL DOLPHINS RECORDING FIRSTS

With a young team, there are several Dolphins defenders who have recorded firsts this season. A total of seven players have recorded their first career sacks this year: **LB Vince Biegel** (Week 2 vs. New England), **LB Sam Eguavoen** (Week 8 at Pittsburgh), **DT Christian Wilkins** (Week 9 vs. N.Y. Jets), **CB Nik Needham** (Week 9 vs. N.Y. Jets), **LB Andrew Van Ginkel** (Week 14 at N.Y. Jets), **DT Zach Seiler** (Week 16 vs. Cincinnati) and **LB Trent Harris** (Week 16 vs. Cincinnati).

There are six Dolphins defenders that have recorded their first career interceptions this season, and several of them helped turn games.

In Week 10 at Indianapolis, **S Steven Parker picked off QB Brian Hoyer by ripping the ball away from TE Eric Ebron in the end zone** on Indy's first possession. **Then with the Colts trailing by a field goal late in the game, CB Nik Needham recorded his first career interception.** In Week 8 vs. the N.Y. Jets, **CB Jomal Wiltz tallied his first career interception** at the 1-yard line with the Jets inside the red zone and trying to cut into Miami's 14-point lead before halftime. **CB Ryan Lewis had his first career interception in Week 12 at Cleveland.** **CB Chris Lammons** had his first career interception in Week 13 vs. Philadelphia but is no longer on the team. **LB Vince Biegel** had his first career interception in Week 15 at the N.Y. Giants.

CHARLTON IMPRESSES EARLY WITH DOLPHINS

DE Taco Charlton was claimed off waivers by the Dolphins on Sept. 19, 2019. The former Cowboys first-round pick delivered four sacks in his first six games as a Dolphin and has a team-leading five sacks on the season. **His five sacks are a new career high.**

With a sack in each of his first two games with Miami – Week 3 at Dallas and Week 4 vs. the L.A. Chargers – it marked the first time in Charlton's career that he's posted sacks in back-to-back contests. It's a feat he has now accomplished twice as he also had a sack in Week 7 at Buffalo and in Week 8 at Pittsburgh.

Charlton is the first Dolphins player since 2008 to record a full sack in each of his first two games with the team. **Kendall Langford** accomplished the feat in 2008 while **Jason Jones** had a half-sack and a full sack in his first two games in 2016.



DEFENSE NOTES

WILKINS MAKING BIG IMPACT AS A ROOKIE

DT Christian Wilkins was Miami's first-round pick (13th overall) in the 2019 NFL draft and has already become a key piece on the Dolphins defense. In the first 15 games of his career, **Wilkins has 53 tackles (28 solo), two sacks and two passes defended.**

Wilkins' 53 tackles are the most by any rookie defensive lineman in the NFL. The total is tied for fifth among all NFL defensive tackles.

Wilkins has also showed off his athleticism on offense. Lining up as a fullback last week vs. Cincinnati, Wilkins caught a 1-yard touchdown pass on Miami's first possession of the game. **He became the second defensive player in Dolphins history to catch a touchdown after Vern Den Herder did so in 1978. In fact, Wilkins is the first Dolphins defender to catch a pass since DeWayne Dotson in 1997.**

Wilkins also recorded a sack in the game **making him just the third NFL player in the past decade to record a sack and catch a touchdown in the same game.** Tampa Bay's **Vita Vea** accomplished the feat earlier this season while Houston's **J.J. Watt** has done it twice in his career.



SIELER PRODUCES IN FIRST CAREER START

DT Zach Sieler joined the Dolphins off waivers from Baltimore on Dec. 5 and has wasted no time making an impact. Sieler made his Dolphins debut in Week 15 at the N.Y. Giants and **earned his first career start the following week vs. Cincinnati.**

Less than a month after joining the team, **Sieler stuffed the stat sheet in his first start.** He was second on the team with seven tackles (three solo), recorded his first career sack and also had two passes defended.

GODCHAUX AMONG DEFENSIVE TACKLE LEADERS

DT Davon Godchaux is one of the Dolphins defense's youthful leaders – serving as a team captain and the Dolphins' Walter Payton NFL Man of the Year nominee – and now he's among the NFL defensive tackle leaders in tackles. **Godchaux has 71 stops (31 solo) this season, which is second among all NFL defensive linemen.**

Godchaux entered the NFL as a fifth-round pick (178th overall) by Miami in the 2017 NFL draft and has vastly outperformed his draft status. **His 159 career tackles (88 solo) are fourth among NFL defensive tackles and 13th among defensive linemen since he entered the league in 2017** and ahead of several perennial Pro Bowl players such as **Aaron Donald, Geno Atkins, Ndamukong Suh, Gerald McCoy and Fletcher Cox.**

Godchaux's 159 tackles are the most by any defensive lineman in his draft class despite there being 28 defensive linemen drafted ahead of him.

UNDRAFTED CORNERBACK AMONG NFL LEADERS

CB Nik Needham entered the NFL as an undrafted college free agent with the Dolphins on May 9, 2019. After starting the season on the practice squad, Needham was promoted to the active roster when the team returned from the bye in Week 6. **Since then, he's played in all 11 games with 10 starts and leads the team with 11 passes defended.**

His 11 passes defended are second among all NFL rookies this season. Needham has 10 passes defended in his past seven games, fifth-most among all NFL players in that span.

THE STORY OF SAM EGUAVOEN

LB Sam Eguavoen has one of the most unique stories of any NFL player. **After going undrafted out of Texas Tech in 2015, Eguavoen was out of football until he saw an ad for a tryout for the Canadian Football League.** After three seasons with the Saskatchewan Roughriders, Eguavoen signed his first NFL contract with the Dolphins on Jan. 7, 2019.

Now 26 years old, Eguavoen is on an NFL team for the first time in his career and playing a major role. He has started six games, is ninth on the team with 40 tackles (21 solo) and second on the team with 3.5 sacks.



SPECIAL TEAMS NOTES

SANDERS SETS FRANCHISE FIELD GOAL RECORD

K Jason Sanders has already won AFC Special Teams Player of the Week twice this season, and that doesn't include his record-setting performance in Week 14 at the N.Y. Jets.

Sanders did all of the scoring for Miami in Week 14, kicking a franchise-record seven field goals. It broke the previous mark set by K Olindo Mare on Oct. 17, 1999 at New England. He connected from, in order: 22 yards, 25 yards, 28 yards, 31 yards, 53 yards, 47 yards and 37 yards.

Sanders became just the eighth player in NFL history to kick at least seven field goals in a game and the first since 2018 when N.Y. Jets K Jason Myers had seven vs. Indianapolis.

Sanders also set a franchise record with eight field goal attempts in the game.

He's had several other notable plays this season:

In the season opener vs. Baltimore, Sanders booted a career-long 54-yard field goal in the second quarter for Miami's first points of the season.

He was clutch in the fourth quarter in the Week 10 win at Indianapolis, booting a pair of 48-yard field goals in the final six minutes to help Miami to a 16-12 win. It was Sanders' second game-winning kick of his career and helped him earn AFC Special Teams Player of the Week honors.

Sanders showcased his athleticism in Week 11 vs. Buffalo, recovering his own surprise onside kick in the second quarter.

In Week 13, Sanders drilled another clutch field goal, connecting from 51 yards with 3:37 remaining to give the Dolphins a two-score lead and essentially seal the win vs. Philadelphia. His game-sealing field goal and his touchdown reception (see "Mountaineer Shot" in right column) led him to his second AFC Special Teams Player of the Week award this year.

Last week vs. Cincinnati, Sanders drilled a 37-yard field goal as time expired in overtime. It was his second game-winning kick of the season after he made a 48-yarder to give the Dolphins a fourth-quarter lead at Indianapolis in Week 10. Sanders also converted a 47-yard game-winning field goal as time expired in overtime on Oct. 14, 2018 to beat Chicago.



HAACK INSIDE THE 20

Haack has been very good at pinning opponent's deep inside their own territory during his three-year career. His 30 punts inside the 20 in 2017 were the most in the league by a rookie punter that season. In 2018, Haack set a new Dolphins single-season record with 35 punts inside the 20, breaking the record of 33 set by P Brandon Fields in 2013. Haack has 21 punts inside the 20 through 15 games in 2019.

Haack has four career games with at least five punts inside the 20, which is a Dolphins record despite Haack's career spanning just 47 games.



MOUNTAINEER SHOT

In Week 13 vs. Philadelphia, the Dolphins took a second-quarter lead on one of the more unique plays in NFL history. With the play called "Mountaineer Shot" in honor of C Daniel Kilgore's alma mater, Appalachian State, Miami ran a fake field goal that saw P Matt Haack complete a 1-yard touchdown pass to K Jason Sanders.

Sanders became the first kicker to catch a touchdown in the NFL since Denver's Jim Turner on Oct. 16, 1977. The last time an NFL kicker scored a touchdown was Arizona's Jay Feely on a 5-yard rush on Dec. 12, 2010 vs. Denver.

According to Elias Sports Bureau, the last time a player with the most punts on his team and a player with the most XP/FGA on his team combined on a touchdown pass was the San Diego Chargers on Dec. 6, 1964. John Hadl was the team's primary quarterback but he also was the punter. Keith Lincoln was also a running back that season and caught the throw from Hadl.

A DOLPHINS WIN WOULD...

- Be Miami's first win at New England since Sept. 21, 2008.
- Give the Dolphins a 5-4 record in their final nine games of the season.
- Mark back-to-back wins for Miami for the second time this year after the team won back-to-back games in Weeks 9 and 10 against the N.Y. Jets and Indianapolis.
- Be just the fourth time Miami has won at New England in December and the first since Dec. 24, 2000.



DOLPHINS VS. PATRIOTS

COLLEGE CONNECTIONS

PATRIOTS

C David Andrews (2011-14)
RB Sony Michel (2014-17)
OL Isaiah Wynn (2014-17)



DT John Jenkins (2011-12)
DE Jonathan Ledbetter (2015-19)

OL Korey Cunningham (2013-17)



CB Linden Stephens (2014-17)

WR Phillip Dorsett II (2011-14)



WR Allen Hurns (2010-13)
LB Trent Harris (2014-17)

DB Jonathan Jones (2012-15)
QB Jarrett Stidham (2017-18)



FB Chandler Cox (2015-18)

LB Shilique Calhoun (2011-15)



LS Taybor Pepper (2012-15)

RB James White (2010-13)



LB Vince Biegel (2012-16)

FORMER PATRIOTS

DOLPHINS PLAYER

NOTES

LB Trent Harris (2018)

Practice Squad

CB Eric Rowe (2016-18)

Won Super Bowls LI and LIII

LB Calvin Munson (2018-19)

Practice Squad

CB Jomal Wiltz (2017-18)

Practice Squad

DOLPHINS COACH/STAFF

ROLE WITH PATRIOTS

Head Coach Brian Flores

Linebackers (2016-18)
Safeties (2012-15)
Defensive Assistant (2011)
Offensive Assistant/Special Teams (2010)
Coaching Assistant (2008-09)
Pro Scout (2006-07)
Scouting Assistant (2004-05)

Defensive Coordinator
Patrick Graham

Linebackers (2014-15)
Defensive Line (2012-13)
Linebackers (2011)
Defensive Assistant (2010)
Coaching Assistant (2009)

Offensive Coordinator
Chad O'Shea

Wide Receivers (2009-18)

Defensive Pass Game
Coordinator/Cornerbacks
Josh Boyer

Cornerbacks (2012-18)
Defensive Backs (2009-11)
Coaching Assistant (2006-08)

OL Coach Dave DeGuglielmo

Offensive Line (2014-15)

TE Coach George Godsey

Tight Ends (2012-13)
Offensive Assistant (2011)

Assistant QB Coach Jerry
Schuplinski

Assistant QBs (2016-18)
Coaching Assistant (2013-15)

QC Coach Mike Judge

Offensive Assistant (2006)
Defensive Assistant (2005)

GM Chris Grier

Regional Scout (1995-99)
Scouting Intern (1994)

SOUTH FLORIDA CONNECTIONS

PATRIOTS

WR Phillip Dorsett II

St. Thomas Aquinas HS/University of Miami

CB J.C. Jackson

Immokalee HS

RB Sony Michel

American Heritage HS

RB James White

St. Thomas Aquinas HS*

* Won 2008 state championship and national title

PRO CONNECTIONS

PATRIOTS

DB Justin Bethel (2019)
OL Jermaine Eluemunor (2017-18)



DT Zach Sieler (2018-19)

OT Korey Cunningham (2018)



QB Josh Rosen (2018)
C/G Evan Boehm (2016-18)

OL James Ferentz (2014)
DE John Simon (2014-16)



QB Ryan Fitzpatrick (2014)
T Julien Davenport (2017-19)

CB Jason McCourty (2009-16)



QB Ryan Fitzpatrick (2013)

DB Terrence Brooks (2016)



CB Eric Rowe (2015-16)

DL Michael Bennett (2013-17)



G/T Jesse Davis (2015)
T J'Marcus Webb (2016)

TE Ben Watson (2013-15, 2018)



LB Vince Biegel (2018)
DT John Jenkins (2013-16)

TE Matt LaCrosse (2015-17)



DE Avery Moss (2017-18)
LB Calvin Munson (2017-18)

K Nick Folk (2017)



QB Ryan Fitzpatrick (2017-18)

FORMER DOLPHINS

PATRIOTS PLAYER

RB Brandon Bolden (2018)

16 GP; 91 yards (11.4 avg.)
and 2 TDs

PATRIOTS COACH

Director of Skill Development
Joe Kim

ROLE WITH DOLPHINS

Pass Rush Consultant (2001-06)



DOLPHINS VS. PATRIOTS

SERIES SUPERLATIVES

DOLPHINS

RUSHING YARDS:
197, Mercury Morris, at Miami, 9/30/73

PASSING YARDS:
473, Dan Marino, at Miami, 9/4/94

RECEPTIONS:
12, Jim Jensen, at New England, 11/6/88

RECEIVING YARDS:
211, Irving Fryar, at Miami, 9/4/94

PATRIOTS

RUSHING YARDS:
164, Jim Nance, at Miami, 12/17/67

PASSING YARDS:
517, Tom Brady, at Miami, 9/12/11

RECEPTIONS:
13, Julian Edelman, at Miami, 12/15/13

RECEIVING YARDS:
182, Stanley Morgan, at New England, 11/8/81

SERIES HISTORY

REGULAR SEASON: MIAMI LEADS 55-53
POSTSEASON: NEW ENGLAND LEADS 2-1

LAST 5 MEETINGS

DATE	GAME
11/26/2017	at New England 35, Miami 17
12/11/2017	at Miami 27, New England 20
9/30/2018	at New England 38, Miami 7
12/9/2018	at Miami 34, New England 33
9/15/19	New England 43, at Miami 0

SERIES FACTS (TEAM)

MIAMI'S LARGEST MARGIN OF VICTORY:
52 (at Miami 52, New England 0, 11/12/72)

NEW ENGLAND'S LARGEST MARGIN OF VICTORY:
43 (New England 43, at Miami 0, 9/15/19)

CURRENT SERIES STREAK:
New England 1 (9/15/19)

MIAMI'S LARGEST WIN STREAK:
9 (9/17/89 - 11/21/93)

NEW ENGLAND'S LARGEST WIN STREAK:
7 (Twice, last: 10/4/10 - 10/27/13)

MOST POINTS BY MIAMI:
52 (at Miami 52, New England 0, 11/12/72)

MOST POINTS BY NEW ENGLAND:
49 (New England 49, at Miami 28, 10/21/07)

MOST POINTS, BOTH TEAMS:
77 (New England 49, at Miami 28, 10/21/07)

FEWEST POINTS BY MIAMI:
0 (Four times, last: at New England 28, Miami 0, 12/30/12)

FEWEST POINTS BY NEW ENGLAND:
0 (Twice, last: at Miami 21, New England 0)

FEWEST POINTS, BOTH TEAMS:
3 (at New England 3, Miami 0, 12/12/82)



DOLPHINS VS. PATRIOTS

HOW THEY COMPARE

DOLPHINS		CATEGORY	PATRIOTS	
STAT	RNK		RNK	STAT
304.7	27	Total Offense	16	354.1
231.9	15	Passing Offense	9	249.6
72.9	32	Rushing Offense	19	104.5
18.6	25t	Scoring Offense	6	26.4
56	30t	Sacks Allowed	6t	27
33.8	27	Third Down Offense	15	38.5
400.8	32	Total Defense	1	268.3
265.4	28	Passing Defense	2	170.7
135.4	27	Rushing Defense	7	97.7
31.3	32	Scoring Defense	1	13.2
22.0	32	Sacks	6	45.0
42.2	25	Third Down Defense	1	23.0
14	29t	Takeaways	1t	36
26	26	Giveaways	3t	13

STATISTICAL LEADERS

CATEGORY	DOLPHINS		PATRIOTS	
	PLAYER	STAT	PLAYER	STAT
Completion Pct.	R. Fitzpatrick	61.4	T. Brady	61.1
Passing Yards	R. Fitzpatrick	3,209	T. Brady	3,836
Passer Rating	R. Fitzpatrick	84.2	T. Brady	88.0
Rushing Yards	R. Fitzpatrick	228	S. Michel	838
Yards Per Carry	R. Fitzpatrick	4.65	R. Burkhead	4.31
Rushing TDs	K. Ballage	3	S. Michel	6
	R. Fitzpatrick			
Receptions	D. Parker	64	J. Edelman	97
Receiving Yards	D. Parker	1,065	J. Edelman	1,091
Receiving TDs	D. Parker	9	J. Edelman	6
Tackles	J. Baker	116	J. Collins	77
Sacks	T. Charlton	5.0	K. Van Noy	6.5
	B. McCain			
Interceptions	S. Parker	2	S. Gilmore	6
	N. Needham			
Forced Fumbles	T. Charlton	2	K. Van Noy	3
			J. Collins	
Special Tms Tcks	W. Aikens	6	B. Bolden	7
	D. Smythe		M. Slater	

DOLPHINS PLAYERS VS. PATRIOTS

PLAYER	GP	PASSING					
		A-C-I	YDS	PCT	TD	RTG	
Ryan Fitzpatrick	12	409-249-22	3,124	60.9	20	78.5	
Josh Rosen	1	18-7-1	97	38.9	0	33.8	
TOTALS	13	427-256-23	3,221	60.0	20	76.6	

PLAYER	GP	RUSHING					
		ATT	YDS	AVG	LG	TD	
Ryan Fitzpatrick	12	30	140	4.67	16	0	
Albert Wilson	2	1	2	2	2	0	
Daniel Kilgore	4	0	0	0	0	0	
TOTALS	18	31	142	4.58	16	0	

PLAYER	GP	RECEIVING					
		NO	YDS	AVG	LG	TD	
DeVante Parker	8	24	320	13.3	46	1	
Albert Wilson	2	9	56	6.2	13	0	
Allen Hurns	2	3	83	27.7	59	1	
Mike Gesicki	3	2	20	10	11	0	
Durham Smythe	3	1	24	24	24	0	
Clive Walford	2	1	4	4	4	0	
Mack Hollins	1	0	0	0	0	0	
TOTALS	21	40	507	12.7	59	2	

PLAYER	GP	KICKING					
		FGM	FGA	LG	XPM	XPA	TB
Jason Sanders	3	0	0	0	5	5	8
TOTALS	3	0	0	0	5	5	7

PLAYER	GP	PUNTING					
		NO	YDS	AVG	LG	TB	I20
Matt Haack	5	31	1,284	41.4	57	0	6
TOTALS	5	31	1,284	41.4	57	0	6

PLAYER	GP	DEFENSE						
		TOT	SK	INT	PD	FF	FR	
Jerome Baker	3	28	0	0	1	0	0	
Davon Godchaux	5	20	0	0	0	0	0	
Charles Harris	5	11	0	0	0	0	0	
Walt Aikens	11	8	0	0	0	1	0	
Eric Rowe	2	8	0	0	2	0	0	
Sam Eguavoen	1	4	0	0	0	0	0	
Jomal Wiltz	1	4	0	0	0	0	0	
Christian Wilkins	1	3	0	0	0	0	0	
John Jenkins	2	2	1	0	0	0	0	
Avery Moss	1	2	0	0	0	0	0	
Steven Parker	1	1	0	0	0	0	0	
Vince Biegel	1	1	1	0	0	0	0	
Deon Lacey	5	0	0	0	0	0	0	
TOTALS	13	25	2	0	1	0	0	



THE LAST MEETING

2019 - WEEK 2

SEPT. 15, 2019 | MIAMI GARDENS, FLA.
HARD ROCK STADIUM
ATTENDANCE: 65,513 | TV: CBS

NEW ENGLAND 43

MIAMI 0

SCORING SUMMARY

	1	2	3	4	F
New England	7	6	10	20	43
Miami	0	0	0	0	0

The Dolphins just couldn't find any answers on offense Sunday.

The defense held the New England Patriots offense in check for a good part of the afternoon, but that wasn't enough to prevent a 43-0 loss at Hard Rock Stadium.

New England scored two touchdowns on pick-sixes in the fourth quarter — one of 54 yards by cornerback Stephon Gilmore and the other of 69 yards by linebacker Jamie Collins — and Tom Brady threw a TD pass to running back James White with 2:10 left in the fourth quarter.

Brady passed for two touchdowns and ran for another for New England, which won in Miami for only the second time in seven trips. Sony Michel had a rushing touchdown and Antonio Brown caught a touchdown pass in his first game with New England.

The Dolphins were shut out in Miami for the first time since 2010 when they suffered a 16-0 loss against the Chicago Bears in a Thursday night game. The Dolphins had one final chance to avoid the shutout on the final play of the game after calling a timeout with 1 second left on a first-and-goal at the 8-yard line, but Josh Rosen's pass was tipped and intercepted.

Defensive lineman John Jenkins and linebacker Vince Biegel each got their first sacks in a Dolphins uniform. The Dolphins also got their first takeaway of the season when Minkah Fitzpatrick forced and recovered a fumble, though it did come with the outcome no longer in doubt.

An indication of the Dolphins' offensive struggles is the fact they didn't drive past the New England 40-yard line until the fourth quarter — and that was followed immediately by Collins' pick-six, which came after running back Kalen Ballage bobbled Fitzpatrick's pass.

The frustration on offense continued after Rosen replaced Fitzpatrick at quarterback when Jakeem Grant dropped a perfectly thrown bomb at the New England 15-yard line and Preston Williams shortly thereafter also dropped a long pass.

The Dolphins did not take a snap inside the New England 35-yard line until 10 seconds remained in the game.

The Dolphins managed only 51 total yards and two first downs in the first half.

After giving up a touchdown on the first drive, the defense stiffened.

Jenkins had the big defensive play of the first half when he bull-rushed Patriots guard Shaq Mason back into Tom Brady, who fell and was sacked for a 7-yard loss.

SCORING DRIVES

TEAM	QTR	TIME	PLAY (EXTRA POINT) (DRIVE INFO)	NE	MIA
Patriots	1	7:46	S.Michel 1 yd. run (S.Gostkowski kick) (10-60, 5:52)	7	0
Patriots	2	1:19	A.Brown 20 yd. pass from T.Brady (kick failed, wl) (11-65, 6:11)	13	0
Patriots	3	8:45	S.Gostkowski 28 yd. Field Goal (10-26, 3:41)	16	0
Patriots	3	2:18	T.Brady 1 yd. run (S.Gostkowski kick) (8-65, 5:08)	23	0
Patriots	4	10:45	S.Gilmore 54 yd. interception return (S.Gostkowski kick)	30	0
Patriots	4	8:57	J.Collins 69 yd. interception return (S.Gostkowski kick)	37	0
Patriots	4	2:10	J.White 10 yd. pass from T.Brady (kick failed, wl) (5-59, 2:59)	43	0

GAME STATISTICS

RUSHING (Att-Yds-TD):

New England: S. Michel 21-85-1, R. Burkhead 5-21, J. White 3-10, A. Brown 1-5, J. Develin 2-3, T. Brady 2-1-1, J. Edelman 1-1.

Miami: K. Drake 6-19, M. Walton 3-15, K. Ballage 4-6, R. Fitzpatrick 1-6, J. Grant 1-(-4).

PASSING (A-C-Y-TD-I):

New England: T. Brady 28-20-264-2-0.

Miami: R. Fitzpatrick 21-11-89-0-3, J. Rosen 18-7-97-0-1.

RECEIVING (Rec-Yds-TD):

New England: A. Brown 4-56-1, J. Edelman 4-51, P. Dorsett 3-39, J. White 3-19-1, R. Burkhead 2-47, M. LaCosse 2-33, J. Gordon 2-19.

Miami: K. Drake 5-29, P. Williams 4-63, J. Grant 3-22, D. Smythe 1-24, A. Hurns 1-13, M. Walton 1-12, M. Gesicki 1-11, K. Ballage 1-6, N. O'Leary 1-6.

SACKS (Sk-Yds):

New England: A. Butler 2-9, C. Winovich 1.5-11.5, M. Bennett 1-13, D. Shelton 1-7, J. Simon 1-0, J. Collins 0.5-3.5.

Miami: J. Jenkins 1-7, V. Biegel 1-2.

INTERCEPTIONS (Int-Yds):

New England: J. Collins 2-74-1, S. Gilmore 1-54-1, D. McCourty 1-0.

Miami: None.

FORCED FUMBLES:

New England: None.

Miami: M. Fitzpatrick 1.

FUMBLE RECOVERIES (No-Yds):

New England: None.

Miami: M. Fitzpatrick 1.

TEAM STATS	NE	MIA
TOTAL FIRST DOWNS	27	11
By Rushing	11	3
By Passing	13	7
By Penalty	3	1
THIRD DOWN EFFICIENCY	6-11-55%	2-15-13%
FOURTH DOWN EFFICIENCY	0-0-0%	2-4-50%
TOTAL NET YARDS	381	184
Total Offensive Plays	65	61
Average gain per offensive play	5.9	3.0
NET YARDS RUSHING	126	42
Total Rushing Plays	35	15
Average gain per rushing play	3.6	2.8
NET YARDS PASSING	255	142
Sacks-Yards	2-9	7-44
Gross yards passing	264	186
ATTEMPTS-COMPLETIONS-INTS	28-20-0	39-18-4
Avg. gain per pass play	8.5	3.1
PUNTS NUMBER AND AVG.	3-48.0	7-42.6
Net Punting Average	46.3	41.3
TOTAL RETURN YARDAGE	137	5
No. and Yards Punt Returns	3-9	2-5
No. and Yards Kickoff Returns	0-0	1-39
No. and Yards Int. Returns	4-128	0-0
PENALTIES Number and Yards	5-54	4-22
FUMBLES Number and Lost	1-1	0-0
RED ZONE EFFICIENCY	3-4-75%	0-1-0%
GOAL TO GO EFFICIENCY	3-3-100%	0-1-0%
TIME OF POSSESSION	36:30	23:30



MIAMI DOLPHINS 2019 DRAFT CLASS

Rd 1 // Pick 13



94

**Christian
WILKINS**

Clemson // DT
6-4 // 315

Rd 3 // Pick 78



63

**Michael
DEITER**

Wisconsin // OL
6-6 // 310

Rd 5 // Pick 151




43

**Andrew
VAN GINKEL**

Wisconsin // LB
6-4 // 236

Rd 6 // Pick 202



79

**Isaiah
PRINCE**

Ohio State // T
6-7 // 310

Rd 7 // Pick 233



38

**Chandler
COX**

Auburn // RB
6-1 // 242

Rd 7 // Pick 234



37

**Myles
GASKIN**

Washington // RB
5-10 // 193

MIAMI DOLPHINS 2019 UNDRAFTED CLASS



62

**Shaq
CALHOUN**

Mississippi State // G
6-3 // 320



57

**Terrill
HANKS**

New Mexico St. // LB
6-3 // 225



41

**Montre
HARTAGE**

Northwestern // DB
6-0 // 195



42

**Patrick
LAIRD**

California // RB
6-0 // 205



98

**Jonathan
LEDBETTER**

Georgia // DE
6-4 // 280



85

**Chris
MYARICK**


Temple // TE
6-5 // 250



40

**Nik
NEEDHAM**

UTEP // CB
6-0 // 203



18

**Preston
WILLIAMS**

Colorado State // WR
6-4 // 210



DOLPHINS RADIO BROADCASTS



On May 19, 2016, the Miami Dolphins announced a multi-year radio broadcast rights partnership with 560 The Joe, with the station becoming the official English flagship radio partner of the franchise. In addition, all Dolphins games are simulcast on KISS 99.9 FM “South Florida’s NEW Country” and feature expanded pre-, halftime and postgame shows. The games also can be heard on Dolphins.com and throughout South and Central Florida on a variety of stations that make up the Miami Dolphins Radio Network.

The Dolphins previously had their games broadcast on 560 The Joe during the 1997-2004 and 2007-09 seasons.

As part of the agreement, 560 The Joe has the English radio broadcast rights for all preseason, regular season and playoff games. Dolphins fans who tune into 560 The Joe have the opportunity to listen to live broadcasts of Head Coach Brian Flores’s day-after-game press conferences and “Dolphins Friday,” a day of Dolphins-centric content on the station featuring interviews with players, coaches and team executives. Additionally, CBS Radio Miami promotes Miami Dolphins Foundation and community initiatives across multiple platforms.



Bob Griese, Joe Rose and Jimmy Cefalo

The preseason English radio broadcast team on Sportsradio 560 The Joe consists of former wide receiver Jimmy Cefalo handling the play-by-play duties with former tight end Joe Rose providing the game analysis.



Roly Martin and Eduardo Martell

During the regular season, Cefalo and Rose are joined by former Hall of Fame quarterback Bob Griese serving as an analyst with former Dolphins Pro Bowl linebacker/defensive end Kim Bokamper reporting from the sidelines.

Univision Deportes Radio 1140 AM is the Dolphins official Spanish radio broadcast partner for all preseason, regular season and playoff games (with Roly Martin handling the play-by-play and Eduardo Martell providing the game analysis). WQBA 1140 AM additionally airs a pregame show and postgame show.



2019 MIAMI DOLPHINS RADIO NETWORKS

LOCATION	NETWORK	LOCATION	NETWORK
Fort Lauderdale	WQAM 560 AM	Miami	KISS 99.9 FM
Fort Lauderdale	KISS 99.9 FM	Miami	WQBA 1140 AM (Spanish)
Fort Lauderdale	WQBA 1140 AM (Spanish)	Orlando	ESPN 580 AM
Fort Myers	WRXK 96 FM	Port St. Lucie	WPSL AM 1590 AM
Key West	WKWF 1600 AM	West Palm Beach	ESPN 106.3 FM
Miami	WQAM 560 AM	West Palm Beach	ESPN Deportes 760 AM (Spanish)



ROSTER, DEPTH CHART & TRANSACTIONS



DEPTH CHART

*as of Dec. 23, 2019

OFFENSE

POS	# NAME (GP/GS)	# NAME (GP/GS)	# NAME (GP/GS)	# NAME (GP/GS)
WR	11 DeVante Parker (15/13)	86 Mack Hollins (3/0)		
LT	70 Julián Davenport (7/7)	61 J'Marcus Webb (14/8)		
LG	<u>63 Michael Deiter (15/14)</u>	68 Evan Brown (2/0)		
C	67 Daniel Kilgore (12/12)	<u>74 Keaton Sutherland (3/2)</u>		
RG	76 Evan Boehm (13/8)	<u>62 Shaq Calhoun (9/6)</u>		
RT	77 Jesse Davis (14/14)	78 Adam Pankey (1/0)		
TE	88 Mike Gesicki (15/5)	81 Durham Smythe (15/13)	87 Clive Walford (7/3)	<u>38 Chandler Cox (FB) (12/3)</u>
QB	14 Ryan Fitzpatrick (14/12)	3 Josh Rosen (5/3)		
RB	<u>42 Patrick Laird (14/3)</u>	<u>37 Myles Gaskin (7/0)</u>	34 De'Lance Turner (7/0)	
WR	15 Albert Wilson (12/3)	84 Isaiah Ford (7/0)		
WR	17 Allen Hurns (14/7)	89 Trevor Davis (2/0)		

DEFENSE

POS	# NAME (GP/GS)	# NAME (GP/GS)	# NAME (GP/GS)	# NAME (GP/GS)
DE	95 John Jenkins (15/4)	93 Avery Moss (10/8)		
NT	56 Davon Godchaux (15/15)	92 Zach Sieler (2/1)		
DE	<u>94 Christian Wilkins (15/13)</u>	96 Taco Charlton (10/4)		
LB	49 Sam Eguavoen (15/6)	97 Trent Harris (10/2)	<u>43 Andrew Van Ginkel (5/0)</u>	
LB	47 Vince Biegel (15/9)	48 Calvin Munson (1/1)		
LB	55 Jerome Baker (15/14)	44 Deon Lacey (15/0)		
LB	90 Charles Harris (13/5)	<u>59 Jamal Davis II (2/0)</u>		
CB	33 Jomal Wiltz (14/6)	<u>30 Nate Brooks (2/1)</u>	22 Tae Hayes (1/0)	
CB	<u>40 Nik Needham (12/10)</u>	32 Linden Stephens (2/0)		
S	21 Eric Rowe (15/14)	36 Adrian Colbert (5/4)	<u>41 Montre Hartage (3/0)</u>	
S	26 Steven Parker (13/4)	35 Walt Aikens (14/0)		

SPECIALISTS

POS	# NAME (GP/GS)	# NAME (GP/GS)	# NAME (GP/GS)	# NAME (GP/GS)
K	7 Jason Sanders (15/0)			
P	2 Matt Haack (15/0)			
KO	7 Jason Sanders (15/0)			
H	2 Matt Haack (15/0)			
LS	46 Taybor Pepper (15/0)			
KOR	89 Trevor Davis (2/0)			
PR	89 Trevor Davis (2/0)			

Underlined players are rookies



PROJECTED CONTRIBUTORS: OFFENSE

QB 14



RYAN FITZPATRICK | 6-2 | 228 | HARVARD

- **LAST GAME:** vs. Cin. (12/22): 31-of-52, 419 yds and 4 TDs.
- Became 2nd player in Dolphins history last week to throw for 400+ yards and 4+ TDs in a game (Dan Marino).
- Surpassed the 3,000-yard passing mark for 3rd time in his career.
- Has 300+ passing yards in 3 of his past 6 games.

RB 42



PATRICK LAIRD | 6-0 | 205 | CALIFORNIA

- **LAST GAME:** vs. Cin. (12/22): 8 att. for 17 yds.; 1 rec. for 1 yd.
- Set career highs in Week 14 at NYJ with 15 carries and 48 yards.
- Scored his 1st career TD in Week 13 vs. Philadelphia.
- Signed as undrafted college free agent in 2019.
- Set Cal school record for receptions by a RB in 2018 (51).

WR 11



DeVANTE PARKER | 6-3 | 216 | LOUISVILLE

- **LAST GAME:** vs. Cin. (12/22): 5 rec. for 111 yds. (22.2 avg.), 1 TD.
- His 159 receiving yards in Week 13 vs. Phi. was a new career high.
- Became 10th WR in team history to have a 1,000-yd. season.
- Has 100+ receiving yards in 3 of his past 6 games.
- Signed a contract extension through the 2023 season on Dec. 13.

WR 15



ALBERT WILSON | 5-9 | 195 | GEORGIA STATE

- **LAST GAME:** vs. Cin. (12/22): 7 rec. for 79 yds. (11.3 avg.).
- Has 27 receptions in his past 6 games, the most in a 6-game span in his career.
- Posted season highs in receptions (7) and rec. yds. (79) last week.
- Surpassed 2,000 career receiving yards in Week 11 vs. Buffalo.

WR 17



ALLEN HURNS | 6-3 | 195 | MIAMI (FL)

- **LAST GAME:** vs. Cin. (12/22): 2 rec. for 41 yds. (20.5 avg.).
- Has caught at least 1 pass in all 14 games he's played with the Dolphins this year.
- Signed a contract extension through the 2021 season on Nov. 16, 2019.

TE 88



MIKE GESICKI | 6-6 | 250 | PENN STATE

- **LAST GAME:** vs. Cin. (12/22): 6 rec. for 82 yds. (13.7 avg.), 2 TDs.
- Had 1st multi-score game of his career in last week's win vs. Cincinnati.
- Since Week 6, he is 10th among NFL TEs with 485 receiving yards and ninth with 41 receptions.

LT 70



JULIÁN DAVENPORT | 6-7 | 325 | BUCKNELL

- **LAST GAME:** vs. Cin. (12/22): Started at left tackle.
- Played in 34 career games with 26 starts.
- Has started games at both right and left tackle for Miami this season.
- Acquired by Miami in a trade with Houston on Sept. 1, 2019.

LG 63



MICHAEL DEITER | 6-6 | 310 | WISCONSIN

- **LAST GAME:** vs. Cin. (12/22): Started at left guard.
- 3rd-round pick (78th overall) by Miami in the 2019 NFL draft.
- His 54 starts at Wisconsin were the most in school history and 2nd-most in Big Ten history.
- 1st-team All-American as a senior in 2018.

C 67



DANIEL KILGORE | 6-3 | 291 | APPALACHIAN STATE

- **LAST GAME:** vs. Cin. (12/22): Started at center.
- Played in 90 career games with 55 starts.
- Returned to the lineup in Week 10 at Indianapolis after missing 3 games due to injury.
- Serves as a season-long team captain as voted by his peers.

RG 76



EVAN BOEHM | 6-3 | 321 | MISSOURI

- **LAST GAME:** vs. Cin. (12/22): Inactive.
- Played in 55 career games with 21 starts.
- Has started games at both right guard (5) and center (3) for the Dolphins this season.
- Acquired by Miami in a trade with Indianapolis on Aug. 30, 2019.

RT 77



JESSE DAVIS | 6-6 | 325 | IDAHO

- **LAST GAME:** vs. Cin. (12/22): Started at right tackle.
- Was the only Dolphins player to participate in all 920 offensive snaps in 2018.
- Is the 4th player in team history to start games at 4+ different positions on the offensive line (LT, LG, RG and RT).

JOSH ROSEN | 6-4 | 216

QB 3



- Became youngest Dolphins QB to start since Dan Marino (1983).
- Posted a career high 88.9 QB rating in Week 4 vs. L.A. Chargers.
- Acquired in a trade with Ari. on April 26, 2019.

MYLES GASKIN | 5-10 | 200

RB 37



- Rushed for career-high 55 yds. and 1st career TD last week vs. Cin.
- Graduated from Washington as the school's all-time leader in rushing yards (5,323), rushing TDs (57) and total TDs (62).
- 7th-round pick (234th overall) in 2019.

DE'LANCE TURNER | 5-11 | 214

RB 34



- Played in 7 games with Miami this yr.
- Saw 1st action on offense last week vs. Cin.
- Signed off Bal. practice squad on Nov. 5, 2019.
- Entered NFL as an undrafted college free agent from Alcorn State with Baltimore in 2018.

CHANDLER COX | 6-1 | 240

FB 38



- Played in 12 career games with 3 starts.
- Has yet to record a carry or reception.
- Was the only fullback selected in the 2019 NFL draft.
- 7th-round pick (233rd overall) in 2019.

ISAIAH FORD | 6-2 | 194

WR 84



- Played in 8 career games including 7 this season.
- Had 2 receptions for 43 yds. (21.5 avg.) on GWD in OT last week vs. Cin.
- Spent multiple stints on Miami's PS this yr.
- 7th-round pick (237th overall) in 2017.

DURHAM SMYTHE | 6-6 | 260

TE 81



- Played in 30 career games with 15 starts – including 13 this season.
- 12 career receptions for 107 yards (8.9 avg.)
- 4th-round pick (123rd overall) by Miami in the 2018 NFL draft.

CLIVE WALFORD | 6-4 | 252

TE 87



- His 34 receiving yards in Week 15 at NYG were his most since Dec. 3, 2017.
- Was re-signed to the team on Oct. 30 after he was with Miami in the offseason and training camp.
- Played in 52 career games with 14 starts.

SHAQ CALHOUN | 6-3 | 310

G 62



- Made the 1st 2 starts of his career in Weeks 7 and 8 – both at right guard.
- Has started 4 of the past 5 games at RG.
- Undrafted member of Miami's 2019 rookie class.



PROJECTED CONTRIBUTORS: DEFENSE

DE	95	 JOHN JENKINS 6-3 327 GEORGIA <ul style="list-style-type: none"> LAST GAME: vs. Cin. (12/22): 2 tackles (1 solo). Played in 81 career games with 27 starts. Totalled a season-high 7 tackles (4 solo) in Week 12 at Cleveland. Made his 1st start since 2017 in Week 8 at Pittsburgh. Signed by Miami on Sept. 2, 2019. 	 TACO CHARLTON 6-6 270 <ul style="list-style-type: none"> His 5 sacks lead the team and are his career high. Recorded a sack in each of his 1st 2 games with the Dolphins. Awarded off waivers to Miami on Sept. 19, 2019. Former 1st-round pick of Dallas in 2017.
NT	56	 DAVON GODCHAUX 6-3 311 LSU <ul style="list-style-type: none"> LAST GAME: vs. Cin. (12/22): 6 tackles (3 solo), 0.5 sack. His 71 tackles (31 solo) are 2nd among all NFL defensive linemen this season. Has totaled 5+ tackles in each of his past 6 games. Serves as a captain and is team's NFL Man of the Year nominee. 	 AVERY MOSS 6-3 271 <ul style="list-style-type: none"> Has started 4 of the past 6 games since returning from injury in Week 11 vs. Buffalo. Signed by Miami on Sept. 1, 2019. Spent the 2018 season on the N.Y. Giants practice squad.
DE	94	 CHRISTIAN WILKINS 6-4 315 CLEMSON <ul style="list-style-type: none"> LAST GAME: vs. Cin. (12/22): 3 solo tackles, 1 sack, 1 TD rec. Leads all NFL rookie defensive linemen with 53 tackles. His 53 tackles (28 solo) are tied for 5th among NFL DTs this year. Caught a 1 yd. TD pass lined up as a FB last week vs. Cin. 1st-round pick (13th overall) in the 2019 NFL draft. 	
LB	49	 SAM EGUAVOEN 6-0 236 TEXAS TECH <ul style="list-style-type: none"> LAST GAME: vs. Cin. (12/22): Played but did not record stats. His 3.5 sacks this season are 2nd on the team. Had never signed an NFL contract prior to this year. Played the past 3 years (2016-18) for the Saskatchewan Roughriders of the Canadian Football League. 	 CALVIN MUNSON 6-0 245 <ul style="list-style-type: none"> Started last week vs. Cin. and recorded 4 solo tackles just 5 days after joining the team. Signed off New England's practice squad on Dec. 17, 2019. Played in 14 games for NYG in 2017.
LB	47	 VINCE BIEGEL 6-3 246 WISCONSIN <ul style="list-style-type: none"> LAST GAME: vs. Cin. (12/22): 1 assisted tackle. Recorded his 1st NFL interception in Week 15 at NYG. Leads the team with 11 quarterback hits. Acquired by Miami in a trade with New Orleans on Sept. 1, 2019. 	 ANDREW VAN GINKEL 6-4 242 <ul style="list-style-type: none"> Recorded his 1st career sack in Week 14 at the N.Y. Jets. Began the season on injured reserve. 5th-round pick (151st overall) in the 2019 draft.
LB	55	 JEROME BAKER 6-2 225 OHIO STATE <ul style="list-style-type: none"> LAST GAME: vs. Cin. (12/22): 12 tackles (7 solo), 0.5 sack, 1 PD. Leads the team with 116 tackles (69 solo) this season. His 192 career tackles are 7th among NFL players in his draft class. Serves as a season-long team captain as voted by his peers. 3rd-round pick (73rd overall) in the 2018 NFL draft. 	
LB	90	 CHARLES HARRIS 6-3 252 MISSOURI <ul style="list-style-type: none"> LAST GAME: vs. Cin. (12/22): Inactive. Matched his career high with 4 tackles in Week 10 at Indianapolis. Played in 40 career games with 8 starts. 61 career tackles (34 solo), 3.5 sacks and 1 fumble recovery. 1st-round pick (22nd overall) in the 2017 NFL draft. 	
CB	31	 JOMAL WILTZ 5-10 180 IOWA STATE <ul style="list-style-type: none"> LAST GAME: vs. Cin. (12/22): 3 tackles (2 solo). Tallied his 1st NFL interception in Week 9 vs. the NYJ. Has 6 PDs in past 9 games. Recorded the 1st 3 passes defended of his career in Week 8 at Pit. 	 NATE BROOKS 6-0 192 <ul style="list-style-type: none"> Started in his NFL debut in Week 15 at NYG. Signed by Miami off New England's practice squad on Dec. 10. Also spent time on Arizona's practice squad. Undrafted rookie from North Texas.
CB	40	 LINDEN STEPHENS 6-0 193 <ul style="list-style-type: none"> Made his NFL debut in Week 15 at NYG. Signed by Miami off Seattle's practice squad on Dec. 7. Has spent time on the following practice squads: Seattle (2019), Denver (2018) and LAR (2018). 	 ADRIAN COLBERT 6-2 205 <ul style="list-style-type: none"> Started the past 4 games and totaled 14 tackles (9 solo) and 2 PDs. Has played in 26 career games with 16 starts. Signed by Miami off Seattle's practice squad on Nov. 20, 2019.
S	21	 NIK NEEDHAM 6-0 193 UTEP <ul style="list-style-type: none"> LAST GAME: vs. Cin. (12/22): 4 tackles (3 solo), 1 PD. Has 10 passes defended in his past 7 games, the 5th-most in the NFL in that span. His 11 passes defended this season are 2nd among all NFL rookies. Undrafted rookie from UTEP. 	 WALT AIKENS 6-1 200 <ul style="list-style-type: none"> Has played in 92 career games with 4 starts. Has 46 career special teams tackles (35 solo).
S	26	 ERIC ROWE 6-1 205 UTAH <ul style="list-style-type: none"> LAST GAME: vs. Cin. (12/22): 4 tackles (3 solo). Played in 52 career games with 31 starts. 156 career tackles (116 solo), 23 passes defended and 2 INTs. Signed a contract extension through the 2022 season on Dec. 2. Joined the Dolphins as a free agent in the 2019 offseason. 	 STEVEN PARKER 6-1 210 OKLAHOMA <ul style="list-style-type: none"> LAST GAME: vs. Cin. (12/22): Played but did not record stats. Recorded his 1st career interception in Week 10 at Indianapolis. Picked off QB Sam Darnold in Week 14 at the N.Y. Jets. Awarded off waivers to Miami from the L.A. Rams on Sept. 1, 2019.



2019 MIAMI DOLPHINS TRANSACTIONS

*as of Dec. 23, 2019

DATE	POS.	PLAYER/COACH	TRANSACTION
Jan. 1	LB	James Burgess	Signed to futures contract
Jan. 1	C	Connor Hilland	Signed to futures contract
Jan. 1	CB	Chris Lammons	Signed to futures contract
Jan. 1	DT	Jamijus Pittman	Signed to futures contract
Jan. 1	LB	Quentin Poling	Signed to futures contract
Jan. 1	DE	Jeremiah Valoaga	Signed to futures contract
Jan. 7	LB	Sam Eguavoen	Signed to futures contract
Jan. 12	QB	Jake Rudock	Signed to futures contract
Feb. 1	CB	Dee Delaney	Signed to futures contract
Feb. 4		Brian Flores	Named Head Coach
Feb. 8		Jim Caldwell	Named Assistant Head Coach/ Quarterbacks
Feb. 8		Danny Crossman	Named Special Teams Coordinator
Feb. 8		Patrick Graham	Named Defensive Coordinator
Feb. 8		Chad O'Shea	Named Offensive Coordinator
Feb. 8		Josh Boyer	Named Defensive Pass Game Coordinator/Cornerbacks
Feb. 8		Karl Dorrell	Named Wide Receivers Coach
Feb. 8		Pat Flaherty	Named Offensive Line Coach
Feb. 8		George Godsey	Named Tight Ends Coach
Feb. 8		Marion Hobby	Named Defensive Line Coach
Feb. 8		Rob Leonard	Named Linebackers Coach
Feb. 8		Tony Oden	Moved to Safeties Coach
Feb. 8		Jerry Schuplinski	Named Assistant Quarterbacks Coach
Feb. 8		Eric Stutesville	Moved to Running Backs Coach
Feb. 8		Josh Grizzard	Moved to Quality Control Coach
Feb. 8		Matt Lombardi	Named Quality Control Coach
Feb. 8		Tiquan Underwood	Named Quality Control Coach
Feb. 8	LS	John Denney	Re-signed
Feb. 11		Brendan Farrell	Named Assistant Special Teams Coach
Feb. 15	DE	Tank Carradine	Signed as FA
Feb. 15	CB	Jamal Wiltz	Signed as FA
Feb. 18		Mike Judge	Named Quality Control Coach
March 6	G	Isaac Asiata	Placed Exclusive Rights Tender
March 6	G/T	Jesse Davis	Placed Exclusive Rights Tender
March 6	T	Zach Sterup	Placed Exclusive Rights Tender
March 6	DE	Jonathan Woodard	Placed Exclusive Rights Tender
March 7	DE	Andre Branch	Released
March 7	C/G	Ted Larsen	Released
March 8	WR	Danny Amendola	Released
March 9	TE	Dwayne Allen	Signed as FA
March 12	WR	DeVante Parker	Signed Contract Extension
March 13	G	Josh Sitton	Released
March 14	CB	Eric Rowe	Signed as UFA (NE)
March 14	TE	Clive Walford	Signed as FA
March 15	QB	Ryan Tannehill	Traded (Ten.)
March 18	QB	Ryan Fitzpatrick	Signed as UFA (TB)
March 18	C/G	Chris Reed	Signed as FA
March 22	LB	Mike Hull	Re-signed
March 29	DE	Robert Quinn	Traded (Dal.)
April 1	G	Isaac Asiata	Signed Exclusive Rights Tender
April 1	G/T	Jesse Davis	Signed Exclusive Rights Tender
April 1	T	Zach Sterup	Signed Exclusive Rights Tender
April 1	DE	Jonathan Woodard	Signed Exclusive Rights Tender
April 8	DT	Durval Queiroz Neto	Allocated by NFL's International Player Pathway Program
April 8	WR	Ricardo Louis	Signed as FA
April 9	G	Michael Dunn	Signed as FA
April 9	LB	Jayrone Elliott	Signed as FA
April 9	RB	Kenneth Farrow	Signed as FA
April 9	DE	Tyrone Holmes	Signed as FA
April 9	WR	Reece Horn	Signed as FA
April 9	T	Jaryd Jones-Smith	Signed as FA
April 9	DT	Joey Mbu	Signed as FA
April 25	DT	Christian Wilkins	Selected in NFL draft - D1, '19
April 26	QB	Josh Rosen	Acquired by Miami in trade (Ari.)
April 26	G	Michael Deiter	Selected in NFL draft - D3, '19
April 27	LB	Andrew Van Ginkel	Selected in NFL draft - D5, '19
April 27	T	Isaiah Prince	Selected in NFL draft - D6, '19
April 27	FB	Chandler Cox	Selected in NFL draft - D7b, '19
April 27	RB	Myles Gaskin	Selected in NFL draft - D7b, '19
May 1	CB	Dee Delaney	Waived
May 1	QB	Luke Falk	Waived
May 1	DE	Jeremiah Valoaga	Waived
May 9	T	Jordan Mills	Signed as FA

DATE	POS.	PLAYER/COACH	TRANSACTION
May 9	DT	Christian Wilkins	Signed (D1, '19)
May 9	LB	Andrew Van Ginkel	Signed (D5, '19)
May 9	T	Isaiah Prince	Signed (D6, '19)
May 9	RB	Chandler Cox	Signed (D7b, '19)
May 9	RB	Myles Gaskin	Signed (D7b, '19)
May 9	C/G	Ryan Anderson	Signed as undrafted college FA
May 9	G	Shaq Calhoun	Signed as undrafted college FA
May 9	LS	Wesley Farnsworth	Signed as undrafted college FA
May 9	LB	Terrill Hanks	Signed as undrafted college FA
May 9	S	Montre Hartage	Signed as undrafted college FA
May 9	DE	Dewayne Hendrix	Signed as undrafted college FA
May 9	CB	Tyler Horton	Signed as undrafted college FA
May 9	WR	Trenton Irwin	Signed as undrafted college FA
May 9	RB	Patrick Laird	Signed as undrafted college FA
May 9	DE	Jonathan Ledbetter	Signed as undrafted college FA
May 9	G/T	Aaron Monteiro	Signed as undrafted college FA
May 9	TE	Chris Myarick	Signed as undrafted college FA
May 9	CB	Nik Needham	Signed as undrafted college FA
May 9	S	Rob Rolle	Signed as undrafted college FA
May 9	DT	Cory Thomas	Signed as undrafted college FA
May 9	LB	Tre' Watson	Signed as undrafted college FA
May 9	WR	Preston Williams	Signed as undrafted college FA
May 9	P	Stone Wilson	Signed as undrafted college FA
May 12	C	Connor Hilland	Waived
May 12	S	Rob Rolle	Waived
May 12	C	Kirk Barron	Signed as FA
May 12	CB	Jamar Summers	Signed as FA
May 12	RB	Mark Walton	Signed as FA
May 13	CB	Xavier Howard	Signed Contract Extension
May 16	G	Isaac Asiata	Waived/Injured
May 16	C	Kirk Barron	Waived
May 16	WR	Ricardo Louis	Placed on Injured Reserve
May 16	C	Tony Adams	Signed as FA
May 16	C/G	Kyle Fuller	Signed as FA
May 16	DE	Nate Orchard	Signed as FA
May 23	LB	James Burgess	Waived
May 23	DT	Adolphus Washington	Signed as FA
June 4	CB	Tyler Horton	Waived/Left Team
June 14	G	Michael Deiter	Signed (D3, '19)
July 19	WR	Saeed Blacknall	Acquired from waivers (Oak.)
July 21	CB	Jamar Summers	Waived
July 21	OL	Will Holden	Acquired from waivers (Ari.)
July 21	DT	Kendrick Norton	Placed on RESERVE/NFI
July 21	TE	Dwayne Allen	Placed on ACTIVE/PUP
July 21	LB	Mike Hull	Placed on ACTIVE/PUP
July 21	CB	Cordrea Tankersley	Placed on ACTIVE/PUP
July 22	CB	Tyler Patmon	Signed as FA
July 23	C/G	Ryan Anderson	Waived
July 23	CB	David Rivers	Signed as FA
July 24	LB	Jayrone Elliott	Waived
July 24	S	T.J. McDonald	Placed on ACTIVE/PUP
July 26	WR	Allen Hurns	Signed as FA
July 26	S	T.J. McDonald	Activated from ACTIVE/PUP
July 29		Pat Flaherty	Relieved of his duties as Offensive Line Coach
July 29		Dave DeGuglielmo	Promoted to Offensive Line Coach
July 31	TE	Dwayne Allen	Activated from ACTIVE/PUP
July 31	P	Stone Wilson	Waived
Aug. 2	LB	Nick DeLuca	Signed as FA
Aug. 5	LB	Mike Hull	Placed on RESERVE/PUP
Aug. 8	DT	Robert Nkemdiche	Signed as FA
Aug. 8	DT	Robert Nkemdiche	Placed on ACTIVE/PUP
Aug. 11	DE	Jonathan Woodard	Waived/Injured
Aug. 11	LB	Terrance Smith	Signed as FA
Aug. 20	WR	Saeed Blacknall	Waived/Injured
Aug. 20	WR	T.J. Rahming	Signed as FA
Aug. 21	WR	Jakeem Grant	Signed Contract Extension
Aug. 25	S	T.J. McDonald	Released
Aug. 26	OL	Will Holden	Waived
Aug. 27	LB	Chase Allen	Waived/Injured
Aug. 27	DT	Akeem Spence	Released
Aug. 27	TE	Clive Walford	Released/Injury Settlement
Aug. 27	T	Jordan Mills	Released/Injury Settlement
Aug. 30	G	Danny Isidora	Acquired by Miami in trade (Min.)
Aug. 30	C/G	Evan Boehm	Acquired by Miami in trade (Oak.)
Aug. 31	DT	Robert Nkemdiche	Placed on RESERVE/PUP
Aug. 31	CB	Cordrea Tankersley	Placed on RESERVE/PUP

PRONUNCIATION GUIDE

PLAYER	PHONETICALLY	PLAYER	PHONETICALLY	COACH	PHONETICALLY
LB Vince Biegel	BEE-gull	TE Mike Gesicki	guh-sick-ee	Dave DeGuglielmo	day-GHOU-yell-mo
C/G Evan Boehm	rhymes with FAME	DT Davon Godchaux	Duh-VAHN GOD-chaw	Dave Puloka	Puh-LOH-kuh
T Julien Davenport	joo-lee-OWN	P Matt Haack	HAWK	Jerry Schuplinski	shu-PLIN-skee
G Michael Deiter	DEE-ter	DT Zach Sieler	SEE-ler		
LB Sam Eguavoen	eh-GWAHV-en	TE Durham Smythe	sm-eye-th		



2019 MIAMI DOLPHINS TRANSACTIONS

*as of Dec. 23, 2019

DATE	POS.	PLAYER/COACH	TRANSACTION	DATE	POS.	PLAYER/COACH	TRANSACTION
Aug. 31	WR	Brice Butler	Released	Sept. 25	WR	Andy Jones	Signed to practice squad
Aug. 31	DE	Tank Carradine	Released	Sept. 26	LB	James Crawford	Placed on Injured Reserve
Aug. 31	CB	Tyler Patmon	Released	Sept. 26	C/G	Keaton Sutherland	Acquired off waivers (Cin.)
Aug. 31	TE	Dwayne Allen	Released/Injury Settlement	Oct. 7	DE	Dewayne Hendrix	Released from practice squad
Aug. 31	C	Tony Adams	Waived	Oct. 7	T	Antonio Garcia	Signed to practice squad
Aug. 31	CB	Cornell Armstrong	Waived	Oct. 12	S	Doug Middleton	Waived
Aug. 31	CB	Jalen Davis	Waived	Oct. 12	CB	Nik Needham	Promoted to active roster
Aug. 31	LB	Nick DeLuca	Waived	Oct. 14	CB	Johnson Bademosi	Released
Aug. 31	G	Michael Dunn	Waived	Oct. 15	CB	Ryan Lewis	Acquired off waivers (Phi.)
Aug. 31	LS	Wesley Farnsworth	Waived	Oct. 16	CB	Jayson Stanley	Signed to practice squad
Aug. 31	RB	Kenneth Farrow	Waived	Oct. 21	T	Antonio Garcia	Released from practice squad
Aug. 31	WR	Isaiah Ford	Waived	Oct. 24	DT	Frank Herron	Signed to practice squad
Aug. 31	C/G	Kyle Fuller	Waived	Oct. 28	RB	Kenyan Drake	Traded (Ari.)
Aug. 31	DE	Dewayne Hendrix	Waived	Oct. 28	DT	Robert Nkemdiche	Activated off PUP
Aug. 31	DE	Tyrone Holmes	Waived	Oct. 29	CB	Aqib Talib	Acquired by Miami in trade (LAR)
Aug. 31	WR	Rexse Horn	Waived	Oct. 29	CB	Xavier Crawford	Acquired off waivers (Hou.)
Aug. 31	WR	Trenton Irwin	Waived	Oct. 29	TE	Nick O'Leary	Released
Aug. 31	T	Jaryd Jones-Smith	Waived	Oct. 30	CB	Xavier Howard	Placed on Injured Reserve
Aug. 31	DT	Joey Mbu	Waived	Oct. 30	TE	Clive Walford	Signed as FA
Aug. 31	CB	Torry McTyler	Waived	Oct. 30	WR	Isaiah Ford	Waived
Aug. 31	G/T	Aaron Monteiro	Waived	Oct. 30	CB	Ken Crawley	Acquired off waivers (NO)
Aug. 31	CB	Nik Needham	Waived	Oct. 30	CB	Jayson Stanley	Released from practice squad
Aug. 31	DT	Jamarius Pittman	Waived	Oct. 31	S	Doug Middleton	Signed to practice squad
Aug. 31	DT	Dunval Queiroz Neto	Waived	Oct. 31	T	Julien Davenport	Designated to return from Injured Reserve
Aug. 31	WR	T.J. Rahming	Waived	Nov. 1	WR	Andy Jones	Released from practice squad
Aug. 31	CB	David Rivers	Waived	Nov. 1	WR	Isaiah Ford	Signed to practice squad
Aug. 31	QB	Jake Rudock	Waived	Nov. 4	RB	Mark Walton	Placed on the Reserve/Suspended List
Aug. 31	S	Maurice Smith	Waived	Nov. 5	DT	Robert Nkemdiche	Waived
Aug. 31	LB	Terrance Smith	Waived	Nov. 5	WR	Preston Williams	Placed on Injured Reserve
Aug. 31	DT	Cory Thomas	Waived	Nov. 5	CB	Marcus Sherels	Signed as FA
Aug. 31	LB	Tre' Watson	Waived	Nov. 5	RB	De'Lance Turner	Signed as FA
Aug. 31	LB	Quentin Poling	Waived/Injured	Nov. 6	WR	Gary Jennings	Acquired off waivers (Sea.)
Sept. 1	CB	Johnson Bademosi	Acquired by Miami in trade (Hou.)	Nov. 12	S	Doug Middleton	Released from practice squad
Sept. 1	T	Julien Davenport	Acquired by Miami in trade (Hou.)	Nov. 12	LB	Jake Carlack	Signed to practice squad
Sept. 1	WR	Kenny Stills	Traded (Hou.)	Nov. 13	LB	Andrew Van Ginkel	Designated to return from Injured Reserve
Sept. 1	T	Laremy Tunsil	Traded (Hou.)	Nov. 16	T	Andrew Donnal	Waived
Sept. 1	LB	Vince Biegel	Acquired by Miami in trade (NO)	Nov. 16	T	Julien Davenport	Activated off Injured Reserve
Sept. 1	LB	Kiko Alonso	Traded (NO)	Nov. 16	WR	Allen Hurns	Signed Contract Extension
Sept. 1	LB	Trent Harris	Acquired off waivers (NE)	Nov. 19	RB	Mark Walton	Waived
Sept. 1	LB	Deon Lacey	Acquired off waivers (Buf.)	Nov. 20	WR	Gary Jennings	Placed on Injured Reserve
Sept. 1	DE	Avery Moss	Acquired off waivers (NYG)	Nov. 20	S	Reshad Jones	Placed on Injured Reserve
Sept. 1	S	Steven Parker	Acquired off waivers (LAR)	Nov. 20	S	Bobby McCain	Placed on Injured Reserve
Sept. 1	CB	Ken Webster	Acquired off waivers (NE)	Nov. 20	S	Adrian Colbert	Signed as FA
Sept. 1	S	Montre Hartage	Waived	Nov. 20	LB	Andrew Van Ginkel	Activated off Injured Reserve
Sept. 1	LB	Terrill Hanks	Waived	Nov. 20	DT	Gerald Willis	Promoted to active roster
Sept. 1	DT	Adolphus Washington	Waived	Nov. 20	WR	Andy Jones	Signed to practice squad
Sept. 1	T	Zach Sterup	Waived	Nov. 27	WR	Jakeem Grant	Placed on Injured Reserve
Sept. 1	TE	Chris Myarick	Waived	Nov. 27	WR	Isaiah Ford	Promoted to active roster
Sept. 1	WR	Isaiah Ford	Signed to practice squad	Nov. 27	WR	Terry Wright	Signed to practice squad
Sept. 1	DE	Dewayne Hendrix	Signed to practice squad	Nov. 30	CB	Xavier Crawford	Waived
Sept. 1	CB	Nik Needham	Signed to practice squad	Nov. 30	S	Montre Hartage	Promoted to active roster
Sept. 1	QB	Jake Rudock	Signed to practice squad	Dec. 2	CB	Eric Rowe	Signed Contract Extension
Sept. 1	DT	Dunval Queiroz Neto	Signed as international practice player (IPF)	Dec. 3	RB	Kalen Ballage	Placed on Injured Reserve
Sept. 2	LS	John Denney	Released	Dec. 3	S	Montre Hartage	Waived
Sept. 2	DT	Vincent Taylor	Waived	Dec. 3	WR	Trevor Davis	Acquired off waivers (Oak.)
Sept. 2	LS	Taylor Pepper	Signed as FA	Dec. 3	RB	Zach Zenner	Acquired off waivers (Ari.)
Sept. 2	DT	John Jenkins	Signed as FA	Dec. 3	CB	Xavier Crawford	Signed to practice squad
Sept. 2	LB	Christian Sam	Signed to practice squad	Dec. 4	C/G	Chris Reed	Waived
Sept. 2	DT	Gerald Willis	Signed to practice squad	Dec. 4	CB	Ken Crawley	Waived/Injured
Sept. 2	S	Montre Hartage	Signed to practice squad	Dec. 4	WR	Mack Hollins	Acquired off waivers (Phi.)
Sept. 2	TE	Chris Myarick	Signed to practice squad	Dec. 4	C/G	Evan Brown	Signed as FA
Sept. 2	T	Zach Sterup	Signed to practice squad	Dec. 4	CB	Xavier Crawford	Released from practice squad
Sept. 3	LB	Terrill Hanks	Signed to practice squad	Dec. 4	S	Montre Hartage	Signed to practice squad
Sept. 3	DE	Nate Orchard	Released	Dec. 5	DT	Zach Sieler	Acquired off waivers (Bal.)
Sept. 3	LB	James Crawford	Acquired off waivers (GB)	Dec. 5	T	Isaiah Prince	Waived
Sept. 4	DT	Gerald Willis	Released from practice squad	Dec. 7	CB	Chris Lammons	Waived
Sept. 4	DT	Jamarius Pittman	Signed to practice squad	Dec. 7	CB	Linden Stephens	Signed as FA
Sept. 6	T	J'Marcus Webb	Signed as FA	Dec. 10	CB	Ryan Lewis	Placed on Injured Reserve
Sept. 6	LB	Andrew Van Ginkel	Placed on Injured Reserve	Dec. 10	CB	Ken Webster	Placed on Injured Reserve
Sept. 7	G/T	Jesse Davis	Signed Contract Extension	Dec. 10	RB	Zach Zenner	Waived
Sept. 10	T	Zach Sterup	Released from practice squad	Dec. 10	DB	Nate Brooks	Signed as FA
Sept. 10	T	Chidi Okike	Signed to practice squad	Dec. 10	LB	Jamal Davis II	Signed as FA
Sept. 11	LB	Christian Sam	Released from practice squad	Dec. 10	T	Adam Pankey	Acquired off waivers (GB)
Sept. 11	WR	T.J. Rahming	Signed to practice squad	Dec. 10	DT	Frank Herron	Released from practice squad (Det.)
Sept. 12	DE	Jonathan Ledbetter	Placed on Injured Reserve	Dec. 12	CB	Rashard Causey	Signed to practice squad
Sept. 12	DE	Tank Carradine	Signed as FA	Dec. 12	CB	De'Anthony Harris	Acquired off waivers (Jax.)
Sept. 13	T	Julien Davenport	Placed on Injured Reserve	Dec. 13	DT	Gerald Willis	Placed on Injured Reserve
Sept. 14	G/T	Bryan Witzmann	Signed as FA	Dec. 13	WR	DeVante Parker	Signed Contract Extension
Sept. 17	S	Minkah Fitzpatrick	Traded (Pit.)	Dec. 14	S	Montre Hartage	Promoted to active roster
Sept. 18	S	Doug Middleton	Signed as FA	Dec. 14	CB	Marcus Sherels	Waived
Sept. 19	DE	Taco Charlton	Acquired off waivers (Dal.)	Dec. 16	LB	Raekwon McMillan	Placed on Injured Reserve
Sept. 19	G/T	Bryan Witzmann	Released	Dec. 16	LB	Calvin Munson	Signed as FA
Sept. 23	DT	Jamarius Pittman	Released/Injury Settlement from practice squad	Dec. 17	DE	Jonathan Bonner	Signed to practice squad
Sept. 23	DT	Gerald Willis	Signed to practice squad				
Sept. 24	DE	Tank Carradine	Released				
Sept. 24	T	Andrew Donnal	Signed as FA				
Sept. 25	G	Danny Isidora	Placed on Injured Reserve				
Sept. 25	WR	Isaiah Ford	Promoted to active roster				



2019 MIAMI DOLPHINS NUMERICAL ROSTER

*as of Dec. 23, 2019

NO.	NAME	POS.	HT.	WT.	BIRTHDATE	EXP.	COLLEGE	HOMETOWN	HOW ACQ.
2	Matt Haack	P	6-0	205	7/25/94	3	Arizona State '17	West Des Moines, Iowa	FA, '17
3	Josh Rosen	QB	6-4	215	2/10/97	2	UCLA '18	Manhattan Beach, Calif.	T, '19 (Ari.)
7	Jason Sanders	K	5-11	186	11/16/95	2	New Mexico '18	Orange, Calif.	D7b, '18
11	DeVante Parker	WR	6-3	216	1/20/93	5	Louisville '15	Louisville, Ky.	DT, '15
14	Ryan Fitzpatrick	QB	6-2	228	11/24/82	15	Harvard '05	Gilbert, Ariz.	UFA, '19 (TB)
15	Albert Wilson	WR	5-9	195	7/12/92	6	Georgia State '14	Fort Pierce, Fla.	FA, '18 (KC)
17	Allen Hurns	WR	6-3	195	11/12/91	6	Miami (FL) '14	Miami, Fla.	FA, '19
21	Eric Rowe	CB	6-1	205	10/3/92	5	Utah '15	Spring, Texas	UFA, '19 (NE)
22	Tae Hayes	CB	5-9	188	8/19/97	2	Appalachian State '19	Decatur, Ala.	Wai., '19 (Jax.)
26	Steven Parker	S	6-1	210	12/14/95	1	Oklahoma '18	Tulsa, Okla.	Wai., '19 (LAR)
30	Nate Brooks	DB	6-0	192	9/5/96	R	North Texas '19	Whitehouse, Texas	FA, '19
32	Linden Stephens	CB	6-0	193	3/21/95	1	Cincinnati '18	Euclid, Ohio	FA, '19
33	Jomal Wiltz	CB	5-10	180	10/23/94	1	Iowa State '17	Houston, Texas	FA, '19
34	De'Lance Turner	RB	5-11	214	8/23/95	2	Alcorn State '18	McLain, Miss.	FA, '19
35	Walt Aikens	S	6-1	200	6/19/91	6	Aberty '14	Charlotte, N.C.	D4, '14
36	Adrian Colbert	S	6-2	205	10/6/93	3	Miami (FL) '17	Wichita Falls, Texas	FA, '19
37	Myles Gaskin	RB	5-10	200	2/15/97	R	Washington '19	Lynnwood, Wash.	D7b, '19
38	Chandler Cox	FB	6-1	240	7/29/96	R	Auburn '19	Apopka, Fla.	D7a, '19
40	Nik Needham	CB	6-0	193	11/4/96	R	UTEP '19	Buena Park, Calif.	FA, '19
41	Montre Hartage	S	6-0	190	6/16/97	R	Northwestern '19	Cordele, Ga.	FA, '19
42	Patrick Laird	RB	6-0	205	8/17/95	R	California '19	Arroyo Grande, Calif.	FA, '19
43	Andrew Van Ginkel	LB	6-4	245	7/12/97	R	Wisconsin '19	Rock Valley, Iowa	D5b, '19
44	Deon Lacey	LB	6-3	235	7/18/90	3	West Alabama '13	Hueytown, Ala.	Wai., '19 (Buf.)
46	Taybor Pepper	LS	6-4	245	5/28/94	2	Michigan State '15	Saline, Mich.	FA, '19
47	Vince Biegel	LB	6-3	246	7/22/93	3	Wisconsin '17	Wisconsin Rapids, Wis.	T, '19 (NO)
48	Calvin Munson	LB	6-0	245	12/27/94	2	San Diego State '17	St. Charles, Mo.	FA, '19
49	Sam Eguavoen	LB	6-0	236	2/22/93	1	Texas Tech '15	Garland, Texas	FA, '19
55	Jerome Baker	LB	6-2	225	12/25/96	2	Ohio State '18	Cleveland, Ohio	D3b, '18
56	Davon Godchaux	DT	6-3	311	11/11/94	3	LSU '17	Plaquemine, La.	D5b, '17
59	Jamal Davis II	LB	6-4	240	7/19/95	R	Akron '19	Kanton, Ohio	FA, '19
61	J/Marcus Webb	T	6-7	320	8/8/88	R	West Texas A&M '10	Mesquite, Texas	FA, '19
62	Shaq Calhoun	G	6-3	310	2/20/96	R	Mississippi State '19	Pleasant Grove, Ala.	FA, '19
63	Michael Deiter	G	6-6	310	9/3/96	R	Wisconsin '19	Curtice, Ohio	D3, '19
67	Daniel Kilgore	C	6-3	291	12/18/87	9	Appalachian State '08	Kingsport, Tenn.	T, '18 (SF)
68	Evan Brown	C/G	6-2	302	9/16/96	2	SMU '18	Southlake, Texas	FA, '19
70	Juliën Davenport	DT	6-7	325	1/9/95	3	Bucknell '17	Paulsboro, N.J.	T, '19 (Hou.)
74	Keaton Sutherland	C/G	6-5	315	2/12/97	R	Texas A&M '16	Flower Mound, Texas	Wai., '19 (Cin.)
76	Evan Berry	C/G	6-3	318	8/19/93	4	Missouri '16	Lee's Summit, Mo.	FA, '19 (Ind.)
77	Jesse Davis	G/T	6-6	325	9/15/91	3	Idaho '15	Asotin, Wash.	FA, '17
78	Adam Pankey	T	6-5	313	2/2/94	2	West Virginia '17	Hamilton, Ohio	Wai., '19 (GB)
81	Durham Smythe	TE	6-6	260	8/9/95	2	Notre Dame '18	Belton, Texas	D4a, '18
84	Isaiah Ford	WR	6-2	194	2/9/96	2	Virginia Tech '17	Jacksonville, Fla.	D7, '17
86	Mack Hollins	WR	6-4	221	9/16/93	3	North Carolina '17	Rockville, Md.	Wai., '19 (Phi.)
87	Clive Walford	TE	6-4	252	10/1/91	5	Miami (FL) '15	Belle Glade, Fla.	FA, '19
88	Mike Gesicki	TE	6-6	250	10/7/95	2	Penn State '18	Manahawkin, N.J.	D2, '18
89	Trevor Davis	WR	6-1	188	7/4/93	4	California '16	Martinez, Calif.	Wai., '19 (Oak.)
90	Charles Harris	DE	6-3	252	3/6/95	3	Missouri '17	Kansas City, Mo.	D1, '17
92	Zach Sieler	DT	6-6	290	9/7/95	2	Ferris State '16	Pinkney, Mich.	Wai., '19 (Bal.)
93	Avery Moss	DE	6-3	271	11/16/94	2	Youngstown St. '17	Tempe, Ariz.	Wai., '19 (NYG)
94	Christian Wilkins	DT	6-4	315	12/20/95	R	Clemson '19	Springfield, Mass.	DT, '19
95	John Jenkins	DT	6-3	327	7/11/89	7	Georgia '13	Meriden, Conn.	FA, '19
96	Taco Charlton	DE	6-6	270	11/7/94	3	Michigan '17	Pickerington, Ohio	Wai., '19 (Dal.)
97	Trent Harris	LB	6-2	255	9/17/95	1	Miami (FL) '18	Winter Park, Fla.	Wai., '19 (NE)

PRACTICE SQUAD

5	Jake Rudock	QB	6-3	212	1/21/93	4	Michigan '16	Weston, Fla.	FA, '19
29	Rashard Causey	CB	6-0	195	9/20/96	R	Central Florida '19	Miami, Fla.	FA, '19
50	Jake Carlack	LB	6-3	225	10/2/96	R	LIU Post '19	Babylon, N.Y.	FA, '19
57	Terrill Hanks	LB	6-2	241	12/7/95	R	New Mexico State '19	Miami, Fla.	FA, '19
67	Durval Queiroz Neto	DT	6-3	320	8/21/94	4	Nore	Liamantim, Brazil	FA, '19 (IPP)
75	Jonathan Bonner	DE	6-4	295	6/17/96	R	Notre Dame '19	Chesterfield, Mo.	FA, '19
79	Chidi Okeke	T	6-6	315	12/26/96	R	Tennessee State '19	Anambra, Nigeria	FA, '19
80	T.J. Rahming	WR	5-10	170	1/10/97	R	Duke '19	Powder Springs, Ga.	FA, '19
82	Andy Jones	WR	6-1	217	6/28/94	2	Jacksonville '16	Clermont, Fla.	FA, '19
83	Terry Wright	WR	5-10	177	1/28/97	R	Purdue '19	Memphis, Tenn.	FA, '19
85	Chris Myanick	TE	6-5	255	10/6/95	R	Temple '19	Elkins Park, Pa.	FA, '19

RESERVE/INJURED

16	Gary Jennings	WR	6-1	215	3/7/97	R	West Virginia '19	Stafford, Va.	Wai., '19 (Sea.)
18	Preston Williams	WR	6-5	218	3/27/97	R	Colorado State '19	Lovejoy, Ga.	FA, '19
19	Jakeem Grant	WR	5-7	171	10/30/92	4	Texas Tech '16	Dallas, Texas	D6a, '16
20	Reshad Jones	S	6-1	215	2/25/88	10	Georgia '10	Atlanta, Ga.	D5b, '10
24	Ryan Lewis	CB	6-0	185	4/15/94	2	Pittsburgh '17	Seattle, Wash.	Wai., '19 (Phi.)
25	Xavier Howard	CB	6-1	198	7/19/93	4	Baylor '16	Houston, Texas	D2, '16
27	Kalen Ballage	RB	6-2	231	12/22/95	2	Arizona State '18	Denver, Colo.	D4b, '18
28	Bobby McCain	S	5-11	192	8/18/93	5	Memphis '15	Oxford, Ala.	D5a, '15
31	Ken Webster	CB	5-11	202	6/19/96	R	Mississippi '19	Decatur, Ga.	Wai., '19 (NE)
51	James Crawford	LB	6-2	239	12/2/94	2	Illinois '18	Deerfield Beach, Fla.	Wai., '19 (GB)
52	Raekwon McMillan	LB	6-2	242	11/17/95	3	Ohio State '17	Hinesville, Ga.	D2, '17
53	Gerald Willis	DT	6-2	300	8/23/95	R	Miami (FL) '19	New Orleans, La.	FA, '19
65	Danny Isonora	G	6-3	306	6/5/94	3	Miami (FL) '17	Weston, Fla.	T, '19 (Min.)
80	Ricardo Louis	WR	6-2	215	3/23/92	4	Auburn '16	Miami, Fla.	FA, '19
98	Jonathan Ledbetter	DE	6-4	280	9/12/97	R	Georgia '19	Tucker, Ga.	FA, '19
	Aqib Talib	CB	6-1	209	2/13/86	12	Kansas '08	Richardson, Texas	T, '19 (LAR)

RESERVE/PHYSICALLY UNABLE TO PERFORM

23	Cordrea Tankersley	CB	6-1	200	11/19/93	3	Clemson '17	Beech Island, S.C.	D3, '17
45	Mike Hull	LB	6-0	232	5/25/91	3	Penn State '15	Cononsburg, Pa.	FA, '15

RESERVE/NON-FOOTBALL INJURY

75	Kendrick Norton	DT	6-3	309	6/7/97	1	Miami (FL) '18	Jacksonville, Fla.	FA, '18
----	-----------------	----	-----	-----	--------	---	----------------	--------------------	---------



2019 MIAMI DOLPHINS ALPHABETICAL ROSTER

*as of Dec. 23, 2019

NO.	NAME	POS.	HT.	WT.	BIRTHDATE	EXP.	COLLEGE	HOMETOWN	HOW ACQ.
35	Aikens, Walt	S	6-1	200	6/19/91	6	Liberty '14	Charlotte, N.C.	D4, '18
55	Baker, Jerome	LB	6-2	225	12/25/96	2	Ohio State '18	Cleveland, Ohio	D3, '14
47	Biegel, Vince	LB	6-3	246	7/22/93	3	Wisconsin '17	Wisconsin Rapids, Wis.	T, '19 (NO)
76	Boehm, Evan	C/G	6-3	321	8/12/93	4	Missouri '16	Lee's Summit, Mo.	T, '19 (Ind.)
30	Brooks, Nate	DB	6-0	192	9/5/96	R	North Texas '19	Southlake, Texas	FA, '19
68	Brown, Evan	C/G	6-2	302	9/16/96	2	SMU '18	Whitehouse, Texas	FA, '19
62	Calhoun, Shag	G	6-3	310	2/20/96	R	Mississippi State '19	Pleasant Grove, Ala.	FA, '19
96	Charlton, Taco	DE	6-6	270	11/7/94	3	Michigan '17	Pickerington, Ohio	Wai., '19 (Dal.)
36	Colbert, Adrian	S	6-2	205	10/6/93	3	Miami (FL) '17	Wichita Falls, Texas	FA, '19
38	Cox, Chandler	FB	6-1	240	7/29/96	R	Auburn '19	Apopka, Fla.	D7a, '19
70	Davenport, Juliën	T	6-7	325	1/9/95	3	Bucknell '17	Paulsboro, N.J.	T, '19 (Hou.)
59	Davis II, Jamal	LB	6-4	240	7/9/95	R	Akron '19	Canton, Ohio	FA, '19
77	Davis, Jesse	G/T	6-6	325	9/15/91	3	Idaho '15	Asotin, Wash.	FA, '17
89	Davis, Trevor	WR	6-1	188	7/4/93	4	California '16	Martinez, Calif.	Wai., '19 (Oak.)
63	Deiter, Michael	G	6-6	310	9/3/96	9	Appalachian State '19	Curtice, Ohio	D3, '19
49	Eguavoen, Sam	LB	6-0	236	2/22/93	1	Texas Tech '15	Garland, Texas	FA, '19
14	Fitzpatrick, Ryan	QB	6-2	228	11/24/82	15	Harvard '05	Gilbert, Ariz.	UFA, '19 (TB)
84	Ford, Isaiah	WR	6-2	194	2/9/96	2	Virginia Tech '17	Jacksonville, Fla.	D7, '17
37	Gaskin, Myles	RB	5-10	200	2/15/97	R	Washington '19	Lynnwood, Wash.	D7b, '19
88	Gesicki, Mike	TE	6-6	250	10/3/95	2	Penn State '18	Manahawkin, N.J.	D2, '18
56	Godchaux, Davon	DT	6-3	311	11/11/94	3	LSU '17	Plaquemine, La.	D5b, '17
64	Haack, Matt	P	6-0	205	7/22/94	9	Arizona State '17	West Des Moines, Iowa	FA, '19
90	Harris, Charles	DE	6-3	252	3/6/95	3	Missouri '17	Kansas City, Mo.	D4, '17
97	Harris, Trent	LB	6-2	255	9/17/95	1	Miami (FL) '18	Winter Park, Fla.	Wai., '19 (NE)
41	Hartage, Montre	S	6-0	190	6/16/97	R	Northwestern '19	Cordele, Ga.	FA, '19
22	Hayes, Tae	CB	5-9	188	8/19/97	R	Appalachian State '19	Decatur, Ala.	Wai., '19 (Jax.)
86	Hollins, Mack	WR	6-4	221	9/16/93	3	North Carolina '17	Rockville, Md.	Wai., '19 (Phi.)
17	Hurns, Allen	WR	6-3	195	11/12/91	6	Miami (FL) '14	Miami, Fla.	FA, '19
95	Jenkins, John	DT	6-3	327	7/11/89	7	Georgia '13	Meriden, Conn.	FA, '19
67	Kilgore, Daniel	CB	6-3	291	12/18/87	9	Appalachian State '08	Kingsport, Tenn.	T, '18 (SF)
44	Lacey, Deon	LB	6-3	235	7/18/90	3	West Alabama '13	Hueytown, Ala.	Wai., '19 (Buf.)
42	Laird, Patrick	RB	6-0	205	8/17/95	R	California '19	Arroyo Grande, Calif.	FA, '19
93	Moss, Avery	DE	6-3	271	11/16/94	2	Youngstown St. '17	Tempe, Ariz.	Wai., '19 (NYG)
48	Munson, Calvin	LB	6-0	245	12/27/94	2	San Diego State '17	St. Charles, Mo.	FA, '19
40	Needham, Nik	CB	6-0	193	11/4/96	R	UTEP '19	Buena Park, Calif.	FA, '19
78	Pankey, Adam	T	6-5	313	2/2/94	2	West Virginia '17	Hamilton, Ohio	Wai., '19 (GB)
11	Parker, DeVante	WR	6-3	214	1/20/93	5	Louisville '18	Louisville, Ky.	D1, '15
26	Parker, Steven	S	6-1	210	1/20/96	1	Oklahoma '18	Tulsa, Okla.	Wai., '19 (LAR)
46	Pepper, Taybor	LS	6-4	245	5/28/94	2	Michigan State '15	Saline, Mich.	FA, '19
3	Rosen, Josh	QB	6-4	215	2/10/97	2	UCLA '18	Manhattan Beach, Calif.	T, '19 (Ari.)
21	Rowe, Eric	CB	6-1	205	10/3/92	5	Utah '15	Spring, Texas	UFA, '19 (NE)
7	Sanders, Jason	K	5-11	186	11/16/95	2	New Mexico '18	Orange, Calif.	D7b, '18
92	Sielzer, Zach	DT	6-6	290	9/7/95	2	Ferris State '18	Pinckney, Mich.	Wai., '19 (Bal.)
81	Smythe, Durham	TE	6-6	260	8/9/95	2	Notre Dame '18	Belton, Texas	D4a, '18
32	Stephens, Lunden	CB	6-0	192	3/21/95	1	Cincinnati '18	Euclid, Ohio	FA, '19
74	Sutherland, Keaton	C/G	6-5	215	2/12/97	R	Texas A&M '19	Flower Mound, Texas	Wai., '19 (Cin.)
34	Turner, De'Lance	RB	5-11	214	8/23/95	2	Alcorn State '18	McLain, Miss.	FA, '19
43	Van Ginkel, Andrew	LB	6-4	242	7/1/95	R	Wisconsin '19	Rock Valley, Iowa	D5, '19
87	Walford, Clive	TE	6-4	252	10/1/91	5	Miami (FL) '15	Belle Glade, Fla.	FA, '19
61	Webb, J'Marcus	T	6-7	320	8/8/88	8	West Texas A&M '10	Mesquite, Texas	FA, '19
94	Wilkins, Christian	DT	6-4	315	12/20/95	R	Clemson '19	Springfield, Mass.	D1, '19
15	Wilson, Albert	WR	5-9	195	7/12/92	6	Georgia State '14	Fort Pierce, Fla.	UFA, '18 (KC)
33	Wiltz, Jomal	CB	5-10	180	10/23/94	1	Iowa State '17	Houston, Texas	FA, '19

PRACTICE SQUAD

75	Bonner, Jonathan	DE	6-4	295	6/17/96	R	Notre Dame '19	Chesterfield, Mo.	FA, '19
60	Carlock, Jake	LB	6-3	225	10/2/96	R	LIU Post '19	Babylon, N.Y.	FA, '19
29	Causey, Rashard	CB	6-0	195	9/20/96	R	Central Florida '19	Miami, Fla.	FA, '19
57	Hanks, Terrill	LB	6-2	241	12/7/95	R	New Mexico State '19	Miami, Fla.	FA, '19
82	Jones, Andy	WR	6-1	217	6/28/94	R	Oklahoma '16	Clermont, Fla.	FA, '19
85	Myarick, Chris	TE	6-5	255	10/6/95	R	Temple '19	Elkins Park, Pa.	FA, '19
79	Okeke, Chidi	T	6-6	315	12/26/96	R	Tennessee State '19	Anambra, Nigeria	FA, '19
69	Queiroz Neto, Durval	DT	6-4	330	8/27/92	R	None	Diamantino, Brazil	FA, '19 (IPP)
80	Rahming, T.J.	WR	5-10	170	1/10/97	R	Duke '19	Powder Springs, Ga.	FA, '19
5	Rudock, Jake	QB	6-3	212	1/21/93	4	Michigan '16	Weston, Fla.	FA, '19
83	Wright, Terry	WR	5-10	177	1/28/97	R	Purdue '19	Memphis, Tenn.	FA, '19

RESERVE/INJURED

27	Ballage, Kalen	RB	6-2	231	12/22/95	2	Arizona State '18	Denver, Colo.	D4b, '18
51	Crawford, James	LB	6-2	239	12/2/94	2	Illinois '18	Deerfield Beach, Fla.	Wai., '19 (GB)
19	Grant, Jakeem	WR	5-7	171	10/30/92	4	Texas Tech '16	Dallas, Texas	D6a, '16
25	Howard, Xavier	CB	6-1	198	7/4/93	4	Baylor '16	Houston, Texas	D2, '16
65	Isidora, Danny	G	6-3	306	6/5/94	3	Miami (FL) '17	Weston, Fla.	T, '19 (Min.)
16	Jennings, Gary	WR	6-1	215	3/27/96	3	West Virginia '19	Stafford, Va.	Wai., '19 (Sea.)
20	Jones, Reshad	S	6-1	215	2/25/88	10	Georgia '10	Atlanta, Ga.	D5b, '10
98	Ledbetter, Jonathan	DE	6-4	280	9/12/97	R	Georgia '19	Tucker, Ga.	FA, '19
24	Lewis, Ryan	CB	6-0	185	4/15/94	2	Pittsburgh '17	Seattle, Wash.	Wai., '19 (Phi.)
80	Louis, Ricardo	WR	6-2	215	3/23/94	4	Auburn '16	Miami, Fla.	FA, '19
28	McCain, Bobby	S	5-11	192	8/18/93	5	Memphis '15	Oxford, Ala.	D5a, '15
52	McMillan, Raekwon	LB	6-2	242	11/17/95	3	Ohio State '17	Hinesville, Ga.	D2, '17
18	Talib, Aqib	CB	6-1	209	2/13/86	12	Kansas '08	Richardson, Texas	T, '19 (LAR)
31	Webster, Ken	WR	5-11	202	3/27/97	R	Mississippi '19	Decatur, Ga.	Wai., '19 (NE)
18	Williams, Preston	WR	6-5	218	3/27/97	R	Colorado State '19	Lovejoy, Ga.	FA, '19
53	Willis, Gerald	DT	6-2	300	8/23/95	R	Miami (FL) '19	New Orleans, La.	FA, '19

RESERVE/PHYSICALLY UNABLE TO PERFORM

45	Hull, Mike	LB	6-0	232	5/25/91	3	Penn State '15	Cononsburg, Pa.	FA, '15
23	Tankersley, Cordrea	CB	6-1	200	11/19/93	3	Clemson '17	Beech Island, S.C.	D3, '17

RESERVE/NON-FOOTBALL INJURY

75	Norton, Kendrick	DT	6-3	309	6/7/97	1	Miami (FL) '18	Jacksonville, Fla.	FA, '18
----	------------------	----	-----	-----	--------	---	----------------	--------------------	---------



2019 MIAMI DOLPHINS POSITIONAL ROSTER

*as of Dec. 23, 2019

OFFENSE (25)

QUARTERBACKS (2)

NO	NAME	POS	HT	WT	EXP	COLLEGE
3	Rosen, Josh	QB	6-4	215	2	UCLA '18
14	Fitzpatrick, Ryan	QB	6-2	228	15	Harvard '05

RUNNING BACKS (4)

NO	NAME	POS	HT	WT	EXP	COLLEGE
34	Turner, De'Lance	RB	5-11	214	2	Alcorn State '18
37	Gaskin, Myles	RB	5-10	200	R	Washington '19
38	Cox, Chandler	FB	6-1	240	R	Auburn '19
42	Laird, Patrick	RB	6-0	205	R	California '19

WIDE RECEIVERS (6)

NO	NAME	POS	HT	WT	EXP	COLLEGE
11	Parker, DeVante	WR	6-3	216	5	Louisville '15
15	Wilson, Albert	WR	5-9	195	6	Georgia State '14
17	Hurns, Allen	WR	6-3	195	6	Miami (FL) '14
84	Ford, Isaiah	WR	6-2	194	2	Virginia Tech '17
86	Hollins, Mack	WR	6-4	221	3	North Carolina '17
89	Davis, Trevor	WR	6-1	188	4	California '16

TIGHT ENDS (3)

NO	NAME	POS	HT	WT	EXP	COLLEGE
81	Smythe, Durham	TE	6-6	260	2	Notre Dame '18
87	Walford, Clive	TE	6-4	252	5	Miami (FL) '15
88	Gesicki, Mike	TE	6-6	250	2	Penn State '18

OFFENSIVE LINEMEN (10)

NO	NAME	POS	HT	WT	EXP	COLLEGE
61	Webb, J'Marcus	T	6-7	320	8	W. Texas A&M '10
62	Calhoun, Shaq	G	6-3	310	R	Mississippi State '19
63	Deiter, Michael	G	6-6	310	R	Wisconsin '19
67	Kilgore, Daniel	C	6-3	291	9	Appalachian St. '08
68	Brown, Evan	C/G	6-2	302	2	SMU '18
70	Davenport, Juliën	T	6-7	325	3	Bucknell '17
74	Sutherland, Keaton	C/G	6-5	315	R	Texas A&M '19
76	Boehm, Evan	C/G	6-3	321	4	Missouri '16
77	Davis, Jesse	G/T	6-6	325	3	Idaho '15
78	Pankey, Adam	T	6-5	313	2	West Virginia '17

INJURED RESERVE (14)

NO	NAME	POS	HT	WT	EXP	COLLEGE
16	Jennings, Gary	WR	6-1	215	R	West Virginia '19
18	Williams, Preston	WR	6-5	218	R	Colorado State '19
19	Grant, Jakeem	WR	5-7	171	4	Texas Tech '16
20	Jones, Reshad	S	6-1	215	10	Georgia '10
24	Lewis, Ryan	CB	6-0	185	2	Pittsburgh '17
25	Howard, Xavien	CB	6-1	198	4	Baylor '16
27	Ballage, Kalen	RB	6-2	231	2	Arizona State '18
28	McCaïn, Bobby	S	5-11	192	5	Memphis '15
31	Webster, Ken	CB	5-11	202	R	Mississippi '19
51	Crawford, James	LB	6-2	239	2	Illinois '17
52	McMillan, Raekwon	LB	6-2	242	3	Ohio State '17
53	Willis, Gerald	DT	6-2	300	R	Miami (FL) '19
65	Isidora, Danny	G	6-3	306	3	Miami (FL) '17
80	Louis, Ricardo	WR	6-2	215	4	Auburn '16
98	Ledbetter, Jonathan	DE	6-4	280	R	Georgia '19
	Talib, Aqib	CB	6-1	209	12	Kansas '08

RESERVE/PUP (2)

NO	NAME	POS	HT	WT	EXP	COLLEGE
23	Tankersley, Cordrea	CB	6-1	200	3	Clemson '17
45	Hull, Mike	LB	6-0	232	3	Penn State '15

RESERVE/NON-FOOTBALL INJURY (1)

NO	NAME	POS	HT	WT	EXP	COLLEGE
75	Norton, Kendrick	DT	6-3	309	1	Miami (FL) '18

DEFENSE (25)

DEFENSIVE LINEMEN (7)

NO	NAME	POS	HT	WT	EXP	COLLEGE
56	Godchaux, Davon	DT	6-3	311	3	LSU '17
90	Harris, Charles	DE	6-3	252	3	Missouri '17
92	Sieler, Zach	DT	6-6	290	2	Ferris State '18
93	Moss, Avery	DE	6-3	271	2	Youngstown State '17
94	Wilkins, Christian	DT	6-4	315	R	Clemson '19
95	Jenkins, John	DT	6-3	327	7	Georgia '13
96	Charlton, Taco	DE	6-6	270	3	Michigan '17

LINEBACKERS (8)

NO	NAME	POS	HT	WT	EXP	COLLEGE
44	Lacey, Deon	LB	6-3	235	5	West Alabama '13
47	Biegel, Vince	LB	6-3	246	3	Wisconsin '17
43	Van Ginkel, Andrew	LB	6-4	242	R	Wisconsin '19
48	Munson, Calvin	LB	6-0	245	2	San Diego St. '17
49	Eguavoen, Sam	LB	6-0	236	1	Texas Tech '15
55	Baker, Jerome	LB	6-2	225	2	Ohio State '18
59	Davis II, Jamal	LB	6-4	240	R	Akron '19
97	Harris, Trent	LB	6-2	255	1	Miami (FL) '18

DEFENSIVE BACKS (10)

NO	NAME	POS	HT	WT	EXP	COLLEGE
21	Rowe, Eric	CB	6-1	205	5	Utah '15
22	Hayes, Tae	CB	5-9	188	R	Appalachian St. '19
26	Parker, Steven	S	6-1	210	1	Oklahoma '18
30	Brooks, Nate	DB	6-0	192	R	North Texas '19
32	Stephens, Linden	CB	6-0	193	1	Cincinnati '18
33	Wiltz, Jomal	CB	5-10	180	1	Iowa State '17
35	Aikens, Walt	S	6-1	200	6	Liberty '14
36	Colbert, Adrian	S	6-2	205	3	Miami (FL) '17
40	Needham, Nik	CB	6-0	193	R	UTEP '19
41	Hartage, Montre	S	6-0	190	R	Northwestern '19

SPECIALISTS (3)

NO	NAME	POS	HT	WT	EXP	COLLEGE
2	Haack, Matt	P	6-0	205	3	Arizona State '17
7	Sanders, Jason	K	5-11	186	2	New Mexico '18
46	Pepper, Taybor	LS	6-4	245	2	Michigan State '15

PRACTICE SQUAD (11)

NO	NAME	POS	HT	WT	EXP	COLLEGE
5	Rudock, Jake	QB	6-3	212	4	Michigan '16
29	Causey, Rashard	CB	6-0	195	R	Central Florida '19
50	Carlock, Jake	LB	6-3	225	R	LIU Post '19
57	Hanks, Terrill	LB	6-2	241	R	New Mexico St. '19
69	Queiroz Neto, Duval	DT	6-4	330	R	None
75	Bonner, Jonathan	DE	6-4	295	R	Notre Dame '19
79	Okeke, Chidi	T	6-6	315	R	Tennessee State '19
80	Rahming, T.J.	WR	5-10	170	R	Duke '19
82	Jones, Andy	WR	6-1	217	2	Jacksonville '16
83	Wright, Terry	WR	5-10	177	R	Purdue '19
85	Myarick, Chris	TE	6-5	255	R	Temple '19



2019 MIAMI DOLPHINS – HOW THEY WERE ACQUIRED

*as of Dec. 23, 2019

	DRAFT (14)	TRADES (5)	WAIVERS (11)	FREE AGENTS (23)
2014	S Walt Aikens (4)			
2015	WR DeVante Parker (1)			
2017	DE Charles Harris (1) DT Davon Godchaux (5b) WR Isaiah Ford (7)			G/T Jesse Davis P Matt Haack
2018	TE Mike Gesicki (2) LB Jerome Baker (3) TE Durham Smythe (4a) K Jason Sanders (7b)	C Daniel Kilgore (SF)		WR Albert Wilson (KC)
2019	DT Christian Wilkins (1) G Michael Deiter (3) LB Andrew Van Ginkel (5) FB Chandler Cox (7a) RB Myles Gaskin (7b)	LB Vince Biegel (NO) C/G Evan Boehm (Ind.) QB Josh Rosen (Ari.) T Julián Davenport (Hou.)	DE Taco Charlton (Dal.) WR Trevor Davis (Oak.) LB Trent Harris (NE) CB Tae Hayes (Jax.) WR Mack Hollins (Phi.) LB Deon Lacey (Buf.) DE Avery Moss (NYG) T Adam Pankey (GB) S Steven Parker (LAR) DT Zach Sieler (Bal.) C/G Keaton Sutherland (Cin.)	DB Nate Brooks C/G Evan Brown G Shaq Calhoun S Adrian Colbert LB Jamal Davis II LB Sam Eguavoen QB Ryan Fitzpatrick (TB) S Montre Hartage WR Allen Hurns DT John Jenkins RB Patrick Laird LB Calvin Munson CB Nik Needham LS Taybor Pepper CB Eric Rowe (NE) CB Linden Stephens RB De'Lance Turner TE Clive Walford T J'Marcus Webb CB Jomal Wiltz



MIAMI DOLPHINS CONTRACT STATUS

*as of Dec. 23, 2019

		CONTRACT STATUS							CONTRACT DETAILS
	NAME	2019	2020	2021	2022	2023	2024	2025	
QB	Fitzpatrick, Ryan			UFA					Signed 2-year contract as UFA in 2019
	Rosen, Josh				5YO	UFA			Signed 5-year rookie contract with Ari. in 2018
	Cox, Chandler					UFA			Signed 4-year rookie contract in 2019
RB	Gaskin, Myles					UFA			Signed 4-year rookie contract in 2019
	Laird, Patrick				RFA				Signed 3-year contract as UDFA in 2019
	Turner, De'Lance			RFA					Signed 2-year contract as FA from PS with Bal. in 2019
WR	Davis, Trevor		UFA						Signed 4-year rookie contract with GB in 2016
	Ford, Isaiah		ERFA						Signed 1-year contract as FA from PS in 2019
	Hollins, Mack			UFA					Signed 4-year rookie contract with Phi. in 2017
	Hurns, Allen				UFA				Signed 3-year contract extension in 2019
	Parker, DeVante						UFA		Signed 4-year contract extension in 2019
	Wilson, Albert			UFA					Signed 3-year contract as UFA in 2018
TE	Gesicki, Mike				UFA				Signed 4-year rookie contract in 2018
	Smythe, Durham				UFA				Signed 4-year rookie contract in 2018
	Walford, Clive		UFA						Signed 1-year contract as FA in 2019
OL	Boehm, Evan		UFA						Signed 1-year contract as RFA with Ind. in 2019
	Brown, Evan		UFA						Signed 2-year contract as FA off NYG PS in 2019
	Calhoun, Shaq				RFA				Signed 3-year contract as UDFA in 2019
	Davenport, Julién			UFA					Signed 4-year rookie contract with Hou. in 2017
	Davis, Jesse					UFA			Signed 4-year contract extension in 2019
	Deiter, Michael					UFA			Signed 4-year rookie contract in 2019
	Kilgore, Daniel			UFA					Signed 3-year contract extension with SF in 2018
	Pankey, Adam			RFA					Signed 2-year contract as FA with GB in 2019
	Sutherland, Keaton			ERFA					Signed 2-year contract as FA from PS with Cin. in 2019
	Webb, J'Marcus		UFA						Signed 1-year contract as FA in 2019
	Charlton, Taco			5YO	UFA				Signed 5-year rookie contract with Dal. in 2017
OL	Godchaux, Davon			UFA					Signed 4-year rookie contract in 2017
	Harris, Charles			5YO	UFA				Signed 5-year rookie contract in 2017
	Jenkins, John		UFA						Signed 1-year contract as FA in 2019
	Moss, Avery			RFA					Signed 2-year futures contract with NYG in 2019
	Sieler, Zach		ERFA						Signed 1-year contract as FA with Bal. in 2019
	Wilkins, Christian					5YO	UFA		Signed 5-year rookie contract with in 2019
LB	Baker, Jerome				UFA				Signed 4-year rookie contract in 2018
	Biegel, Vince		RFA						Signed 1-year contract extension with NO in 2019
	Davis II, Jamal			ERFA					Signed 2-year contract as FA off Ten. PS in 2019
	Eguavoen, Sam				RFA				Signed 3-year contract as UDFA in 2019
	Harris, Trent		ERFA						Signed 1-year contract as FA with NE in 2019
	Lacey, Deon		RFA						Signed 1-year contract extension with Buf. in 2019
	Munson, Calvin			ERFA					Signed 2-year contract as FA off NE PS in 2019
	Van Ginkel, Andrew					UFA			Signed 4-year rookie contract in 2019
DB	Aikens, Walt		UFA						Signed 2-year contract extension in 2018
	Brooks, Nate			ERFA					Signed 2-year contract as FA off NE PS in 2019
	Colbert, Adrian		RFA						Signed 1-year contract as FA off Sea. PS in 2019
	Hartage, Montre			ERFA					Signed 2-year contract as FA from PS in 2019
	Hayes, Tae				RFA				Signed 3-year contract as FA off Jax. PS in 2019
	Needham, Nik			ERFA					Signed 2-year contract as FA from PS in 2019
	Parker, Steven			ERFA					Signed 2-year contract as FA with LAR in 2019
	Rowe, Eric					UFA			Signed 3-year contract extension in 2019
	Stephens, Linden			ERFA					Signed 2-year contract as FA off Sea. PS in 2019
	Wiltz, Jomal			ERFA					Signed 2-year contract as FA in 2019
ST	Haack, Matt		RFA						Signed 3-year contract as UDFA in 2017
	Pepper, Taybor			RFA					Signed 2-year contract as FA in 2019
	Sanders, Jason				UFA				Signed 4-year rookie contract in 2018



SUPPLEMENTAL STATS



2019 REGULAR SEASON STATISTICS

REGULAR SEASON RESULTS (4-11)

DATE	OPPONENT	SCORE	W/L	ATTENDANCE
Sept. 8	BALTIMORE	10-59	L	65,012
Sept. 15	NEW ENGLAND	0-43	L	65,513
Sept. 22	at Dallas	6-31	L	90,127
Sept. 29	L.A. CHARGERS	10-30	L	64,278
Oct. 13	WASHINGTON	16-17	L	59,808
Oct. 20	at Buffalo	21-31	L	68,340
Oct. 28	at Pittsburgh	14-27	L	59,244
Nov. 3	N.Y. JETS	26-18	W	59,229
Nov. 10	at Indianapolis	16-12	W	60,510
Nov. 17	BUFFALO	20-37	L	64,187
Nov. 24	at Cleveland	24-41	L	67,431
Dec. 1	PHILADELPHIA	37-31	W	65,545
Dec. 8	at N.Y. Jets	21-22	L	75,523
Dec. 15	at N.Y. Giants	20-36	L	72,894
Dec. 22	CINCINNATI	38-35 (OT)	W	60,968
Dec. 29	at New England			

TEAM STATISTICS

	DOLPHINS	OPPONENTS
TOTAL FIRST DOWNS	289	343
Rushing	59	105
Passing	191	206
Penalty	39	32
3rd Down: Made/Att	66/195	78/185
3rd Down Pct.	33.8%	42.2%
4th Down: Made/Att	13/27	8/13
4th Down Pct.	48.1%	61.5%
POSSESSION AVG.	28:17	31:43
TOTAL NET YARDS	4571	6012
Avg. Per Game	304.7	400.8
Total Plays	954	996
Avg. Per Play	4.8	6.0
NET YARDS RUSHING	1093	2031
Avg. Per Game	72.9	135.4
Total Rushes	327	458
NET YARDS PASSING	3478	3981
Avg. Per Game	231.9	265.4
Sacked/Yards Lost	56/299	22/151
Gross Yards	3777	4132
Attempts/Completions	571/342	516/328
Completion Pct.	59.9%	63.6%
Had Intercepted	18	12
PUNTS/AVERAGE	65/45.2	53/44.7
NET PUNTING AVG.	41.1	41.1
PENALTIES/YARDS	88/734	105/1030
FUMBLES/BALL LOST	23/8	14/2
TOUCHDOWNS	31	54
Rushing	9	14
Passing	21	37
Returns	1	3

SCORE BY QUARTERS

	Q1	Q2	Q3	Q4	OT	TOTAL
Dolphins	51	108	42	75	3	279
Opponents	91	130	99	150	0	470



2019 REGULAR SEASON STATISTICS

RUSHING

	NO.	YDS.	AVG.	LG	TD
R.Fitzpatrick	49	228	4.7	20	3
M.Walton	53	201	3.8	19	0
K.Drake	47	174	3.7	11	0
PLaird	51	147	2.9	18	1
K.Ballage	74	135	1.8	8	3
M.Gaskin	36	133	3.7	27	1
A.Wilson	5	45	9.0	28	0
J.Rosen	3	13	4.3	6	0
D.Turner	4	6	1.5	5	0
J.Grant	4	5	1.3	7t	1
C.Walford	0	4	0.0	4	0
M.Haack	1	2	2.0	2	0
DOLPHINS	327	1093	3.3	28	9
OPPONENTS	458	2031	4.4	60	14

PASSING

	ATT	CMP	YDS	CMP%	YDS/ATT	TD	TD%	INT	INT%	LONG	SACK	LOST	RATING
R.Fitzpatrick	461	283	3209	61.4%	7.0	19	4.1%	13	2.8%	51	38/	195	84.2
J.Rosen	109	58	567	53.2%	5.2	1	0.9%	5	4.6%	40	16/	93	52.0
M.Haack	1	1	1	100.0%	1.0	1	100.0%	0	0.0%	1t	0/	0	118.8
P.Williams	0	0	0	0.0%	0.0	0	0.0%	0	0.0%	0	1/	1	0.0
A.Wilson	0	0	0	0.0%	0.0	0	0.0%	0	0.0%	0	1/	10	0.0
DOLPHINS	571	342	3777	59.9%	6.6	21	3.7%	18	3.2%	51	56/	299	78.7
OPPONENTS	516	328	4132	63.6%	8.0	37	7.2%	12	2.3%	83t	22/	151	102.6

RECEIVING

	NO.	YDS.	AVG.	LG	TD
D.Parker	64	1065	16.6	51	9
M.Gesicki	47	536	11.4	34	4
A.Wilson	38	292	7.7	35	1
P.Williams	32	428	13.4	35	3
A.Hurns	32	416	13.0	27	2
K.Drake	22	174	7.9	26	0
J.Grant	19	164	8.6	18	0
PLaird	19	156	8.2	21	0
I.Ford	16	190	11.9	28	0
M.Walton	15	89	5.9	18	0
K.Ballage	14	63	4.5	13	0
M.Gaskin	7	51	7.3	20	0
D.Smythe	6	57	9.5	24	0
C.Walford	4	57	14.3	19	0
N.O'Leary	4	37	9.3	19	0
J.Sanders	1	1	1.0	1t	1
C.Wilkins	1	1	1.0	1t	1
M.Deiter	1	0	0.0	0	0
DOLPHINS	342	3777	11.0	51	21
OPPONENTS	328	4132	12.6	83t	37

INTERCEPTIONS

	NO.	YDS.	AVG.	LG	TD
B.McCain	2	53	26.5	32	0
S.Parker	2	35	17.5	35	0
N.Needham	2	23	11.5	23	0
J.Baker	1	34	34.0	34	0
V.Biegel	1	7	7.0	7	0
R.Lewis	1	3	3.0	3	0
J.Wiltz	1	0	0.0	0	0
X.Howard	1	0	0.0	0	0
C.Lammons	1	0	0.0	0	0
DOLPHINS	12	155	12.9	35	0
OPPONENTS	18	169	9.4	69t	2



2019 REGULAR SEASON STATISTICS

PUNTING

	NO.	YDS.	AVG.	NET	TB	IN 20	LG	BLK
M.Haack	65	2935	45.2	41.1	2	21	62	0
DOLPHINS	59	2641	44.8	41.0	2	19	62	0
OPPONENTS	45	1980	44.0	40.4	1	16	56	0

PUNT RETURNS

	RET.	FC	YDS.	AVG.	LG	TD
P.Williams	10	5	115	11.5	21	0
M.Sherels	6	5	23	3.8	10	0
J.Grant	5	0	6	1.2	5	0
T.Davis	4	3	26	6.5	10	0
DOLPHINS	25	13	170	6.8	21	0
OPPONENTS	28	18	222	7.9	21	0

KICKOFF RETURNS

	NO.	YDS.	AVG.	LG	TD
J.Grant	23	578	25.1	101	1
D.Smythe	4	45	11.3	14	0
T.Davis	3	77	25.7	30	0
M.Sherels	3	57	19.0	21	0
K.Drake	1	15	15.0	15	0
I.Ford	1	6	6.0	6	0
DOLPHINS	35	778	22.2	101t	1
OPPONENTS	19	502	26.4	78	1

FIELD GOALS

	1-19	20-29	30-39	40-49	50+
J.Sanders	0/0	6/6	7/8	5/9	3/5
DOLPHINS	0/0	6/6	7/8	5/9	3/5
OPPONENTS	0/0	8/8	6/6	12/16	4/7

SCORING

	TOTAL	TDR	TDP	TDRT	PAT	FG	2-PT	PTS
J.Sanders	1	0	1	0	26/27	21/28	0	95
D.Parker	9	0	9	0	0/0	0/0	0	54
M.Gesicki	4	0	4	0	0/0	0/0	0	24
K.Ballage	3	3	0	0	0/0	0/0	0	18
R.Fitzpatrick	3	3	0	0	0/0	0/0	0	18
P.Williams	3	0	3	0	0/0	0/0	0	18
A.Hurns	2	0	2	0	0/0	0/0	0	12
J.Grant	2	1	0	1	0/0	0/0	0	12
P.Laird	1	1	0	0	0/0	0/0	1	8
A.Wilson	1	0	1	0	0/0	0/0	0	6
C.Wilkins	1	0	1	0	0/0	0/0	0	6
M.Gaskin	1	1	0	0	0/0	0/0	0	6
DOLPHINS	31	9	21	1	26/27	21/28	1	279
OPPONENTS	54	14	37	3	44/49	30/37	4	470

TWO-POINT CONVERSIONS

Laird 1.

DOLPHINS 1/4, OPPONENTS: 4/5

SACKS

T. Charlton 5.0, S. Eguavoen 3.5, C. Wilkins 2.0, V. Biegel 2.0, D. Godchaux 2.0, J. Baker 1.5, T. Harris 1.0, Z. Sieler 1.0, A. Van Ginkel 1.0, J. Jenkins 1.0, N. Needham 1.0, C. Harris 0.5, J. Ledbetter

DOLPHINS 22.0, OPPONENTS: 56.0



2019 REGULAR SEASON STATISTICS

DEFENSE											
PLAYER	SOLO	ASST	TOT	SACKS	YDS	TFL	QBH	INT	PD	FF	FR
Jerome Baker	69	47	116	1.5	13	3	5	1	4	1	0
Eric Rowe	50	26	76	0	0	1	0	0	7	1	0
Raekwon McMillan	35	37	72	0	0	3	2	0	1	0	0
Davon Godchaux	31	40	71	2	9.5	2	6	0	1	0	0
Vince Biegel	26	30	56	2	12	7	11	1	1	0	0
Jomal Wiltz	35	18	53	0	0	2	0	1	6	0	0
Christian Wilkins	28	25	53	2	14	3	4	0	2	0	0
Nik Needham	38	11	49	1	7	1	3	2	11	1	0
Sam Eguavoen	21	19	40	3.5	22.5	7	9	0	1	0	0
John Jenkins	20	13	33	1	7	2	1	0	1	0	0
Reshad Jones	17	10	27	0	0	1	0	0	1	0	0
Bobby McCain	19	6	25	0	0	0	0	2	3	0	0
Avery Moss	11	14	25	0	0	0	0	0	0	1	0
Ryan Lewis	19	5	24	0	0	1	0	1	5	0	0
Charles Harris	11	12	23	0.5	3.5	3	6	0	0	0	0
Taco Charlton	14	7	21	5	34	3	5	0	0	2	0
Ken Webster	17	2	19	0	0	0	0	0	1	0	0
Steven Parker	14	5	19	0	0	0	0	2	3	0	0
Xavien Howard	12	5	17	0	0	0	0	1	4	0	0
Trent Harris	12	4	16	1	12	0	1	0	0	1	0
Adrian Colbert	10	5	15	0	0	0	0	0	2	0	0
Walt Aikens	8	5	13	0	0	1	0	0	1	0	0
Chris Lammons	7	5	12	0	0	0	0	1	3	0	0
Minkah Fitzpatrick	7	4	11	0	0	0	0	0	0	1	1
Nate Brooks	7	1	8	0	0	0	0	0	1	0	0
Zach Sieler	3	5	8	1	8	1	1	0	2	0	0
Ken Crawley	6	0	6	0	0	0	0	0	0	0	0
Andrew Van Ginkel	3	2	5	1	8	2	3	0	0	0	1
Montre Hartage	3	2	5	0	0	0	0	0	0	0	0
Calvin Munson	4	0	4	0	0	0	0	0	0	0	0
Johnson Bademosi	3	1	4	0	0	0	0	0	0	0	0
Jonathan Ledbetter	1	3	4	0.5	0.5	0	1	0	0	0	0
Linden Stephens	3	0	3	0	0	0	0	0	0	0	0
Tae Hayes	2	1	3	0	0	0	0	0	1	0	0
Cornellius Carradine	1	2	3	0	0	0	0	0	0	0	0
Gerald Willis	0	2	2	0	0	0	0	0	0	0	0
Jaquem Grant	1	0	1	0	0	0	0	0	0	0	0
James Crawford	0	1	1	0	0	0	0	0	0	0	0

NOTE: Special teams and miscellaneous tackles not included above.

DEFENSIVE TOUCHDOWNS: None.

MISCELLANEOUS TACKLES: Deiter 3, Williams 2, Gesicki 2, D. Parker 2, Hurns 2, Grant 1, Isidora 1, Ford 1, Smythe 1, Davenport 1, Je. Davis 1.

MISCELLANEOUS FUMBLE RECOVERIES: Fitzpatrick 4, Boehm 2, Calhoun 1, Drake 1, Laird 1, O'Leary 1, Wilkins 1.

SACKS:

Charlton (5.0) – 1.0 at Dallas (9/22), 1.0 vs. L.A. Chargers (9/29), 1.0 at Buffalo (10/20), 1.0 at Pittsburgh (10/28), 1.0 vs. Philadelphia (12/1)
 Eguavoen (3.5) – 0.5 vs. Baltimore (9/8), 1.0 at Pittsburgh (10/28), 1.0 vs. Philadelphia (12/1), 1.0 at N.Y. Giants (12/15)
 Biegel (2.0) – 1.0 vs. New England (9/15), 1.0 at Buffalo (10/20)
 Godchaux (2.0) – 1.0 vs. N.Y. Jets (11/3), 0.5 at Cleveland (11/24), 0.5 vs. Cincinnati (12/22)
 Wilkins (2.0) – 1.0 vs. N.Y. Jets (11/3), 1.0 vs. Cincinnati (12/22)
 Baker (1.5) – 1.0 at Indianapolis (11/10), 0.5 vs. Cincinnati (12/22)
 T. Harris (1.0) – 1.0 vs. Cincinnati (12/22)
 Jenkins (1.0) – 1.0 vs. New England (9/15)
 Sieler (1.0) – 1.0 vs. Cincinnati (12/22)
 Needham (1.0) – 1.0 vs. N.Y. Jets (11/3)
 Van Ginkel (1.0) – 1.0 at N.Y. Jets (12/8)
 C. Harris (0.5) – 0.5 at Cleveland (11/24)
 Ledbetter (0.5) – 0.5 vs. Baltimore (9/8)



2019 REGULAR SEASON STATISTICS

INTERCEPTIONS:

McCain (2) – 1 at Dallas (9/22), 1 at Indianapolis (11/10)
 S. Parker (2) – 1 at Indianapolis (11/10), 1 at N.Y. Jets (12/8)
 Needham (2) – 1 at Indianapolis (11/10), 1 at N.Y. Giants (12/15)
 Howard (1) – 1 at Pittsburgh (10/28)
 Wiltz (1) – 1 vs. N.Y. Jets (11/3)
 Biegel (1) – 1 at N.Y. Giants (12/15)
 Baker (1) – 1 at N.Y. Giants (12/15)
 Lewis (1) – 1 vs. Cleveland (11/24)
 Lammons (1) – 1 vs. Philadelphia (12/1)

SPECIAL TEAMS

	SOLO	ASST	TOTAL	FF	FR	BFG	BPAT	BPNT
Walt Aikens	6	1	7	0	0	0	0	0
Durham Smythe	6	1	7	0	0	0	0	0
Patrick Laird	5	1	6	0	0	0	0	0
Jomal Wiltz	4	1	5	0	0	0	0	0
Deon Lacey	3	1	4	0	0	0	0	0
Andrew Van Ginkel	2	2	4	0	0	0	0	0
De'Lance Turner	2	1	3	0	0	0	0	0
Jerome Baker	2	0	2	0	0	0	0	0
Adrian Colbert	2	0	2	0	0	0	0	0
Vince Biegel	1	1	2	0	0	0	0	0
Sam Eguavoen	1	1	2	0	0	0	0	0
Steven Parker	1	0	1	0	0	0	0	0
Chris Lammons	1	0	1	0	0	0	0	0
Minkah Fitzpatrick	1	0	1	0	0	0	0	0
Johnson Bademosi	1	0	1	0	0	0	0	0
Jakeem Grant	1	0	1	0	0	0	0	0
Jason Sanders	1	0	1	0	0	0	0	0
Kalen Ballage	0	1	1	0	0	0	0	0
Matt Haack	0	1	1	0	0	0	0	0
Marcus Sherels	0	0	0	0	1	0	0	0

2019 STATISTICAL BESTS

DOLPHINS – INDIVIDUAL

RUSHING

Attempts	20	Kalen Ballage at Indianapolis, 11/10
Yards	66	Mark Walton at Buffalo, 10/20
Touchdowns	1	Kalen Ballage vs. Washington, 10/13 Kalen Ballage at Buffalo, 10/20 Ryan Fitzpatrick at Buffalo, 10/20 Ryan Fitzpatrick at Indianapolis, 11/10 Kalen Ballage vs. Buffalo, 11/17 Jakeem Grant vs. Buffalo, 11/17 Ryan Fitzpatrick at Cleveland, 11/24 Patrick Laird vs. Philadelphia, 12/1 Myles Gaskin vs. Cincinnati, 12/22
Yards by Quarterback	65	Ryan Fitzpatrick at N.Y. Jets, 12/8
Longest Run from Scrimmage	28	Albert Wilson vs. Philadelphia, 12/1
Longest Run from Scrimmage for TD	11	Ryan Fitzpatrick at Buffalo, 10/20 Ryan Fitzpatrick at Indianapolis, 11/10

PASSING

Attempts	52	Ryan Fitzpatrick vs. Cincinnati, 12/22
Completions	32	Ryan Fitzpatrick vs. Buffalo, 11/17
Yards	419	Ryan Fitzpatrick vs. Cincinnati, 12/22
Touchdowns	4	Ryan Fitzpatrick vs. Cincinnati, 12/22
Completion Percentage (min. 20 att.)	71.1	Ryan Fitzpatrick vs. Buffalo, 11/17
Interceptions	3	Ryan Fitzpatrick vs. New England, 9/15
Longest Completion	51	Ryan Fitzpatrick vs. Cincinnati, 12/22
Longest Completion for TD	43	Ryan Fitzpatrick vs. Philadelphia, 12/1
Passer Rating (min. 20 att.)	118.8	Ryan Fitzpatrick vs. N.Y. Jets, 11/3

RECEIVING

Receptions	7	DeVante Parker vs. Buffalo, 11/17 DeVante Parker vs. Philadelphia, 12/1 Albert Wilson vs. Cincinnati, 12/22
------------	---	---



2019 REGULAR SEASON STATISTICS

Yards	159	DeVante Parker vs. Philadelphia, 12/1
Touchdowns	2	Preston Williams vs. N.Y. Jets, 11/3 DeVante Parker vs. Philadelphia, 12/1 DeVante Parker at N.Y. Giants, 12/15 Mike Gesicki vs. Cincinnati, 12/22
Longest Reception	51	DeVante Parker vs. Cincinnati, 12/22
Longest Reception by Running Back	26	Kenyan Drake at Buffalo, 10/20
Yards by Running Back	51	Patrick Laird vs. Buffalo, 11/17

TOTAL YARDS FROM SCRIMMAGE	159	DeVante Parker vs. Philadelphia, 12/1
-----------------------------------	-----	---------------------------------------

TACKLES

Total	12	Jerome Baker vs. New England, 9/15 Jerome Baker at N.Y. Giants, 12/15 Jerome Baker at Cincinnati, 12/22
Solo	9	Eric Rowe vs. Baltimore, 9/8

INTERCEPTIONS

Total	1	Bobby McCain at Dallas, 9/22 Xavien Howard at Pittsburgh, 10/28 Jomal Wiltz vs. N.Y. Jets, 11/3 Bobby McCain at Indianapolis, 11/10 Steven Parker at Indianapolis, 11/10 Nik Needham at Indianapolis, 11/10 Ryan Lewis at Cleveland, 11/24 Chris Lammons vs. Philadelphia, 12/1 Steven Parker at N.Y. Jets, 12/8 Vince Biegel at N.Y. Giants, 12/15 Nik Needham at N.Y. Giants, 12/15 Jerome Baker at N.Y. Giants, 12/15
Longest Return	35	Steven Parker at N.Y. Jets, 12/8
Longest Return for TD	--	

FUMBLES

Total Forced	1	Minkah Fitzpatrick vs. New England, 9/15 Taco Charlton at Pittsburgh, 10/28 Jerome Baker at Indianapolis, 11/10 Nik Needham vs. Buffalo, 11/17 Avery Moss vs. Buffalo, 11/17 Taco Charlton vs. Philadelphia, 12/1 Eric Rowe at N.Y. Jets, 12/8 Trent Harris vs. Cincinnati, 12/22
Total Recovered	1	Minkah Fitzpatrick vs. New England, 9/15 Andrew Van Ginkel vs. Cincinnati, 12/22

SACKS

Total	1	Vince Biegel vs. New England, 9/15 John Jenkins vs. New England, 9/15 Taco Charlton at Dallas, 9/22 Taco Charlton vs. L.A. Chargers, 9/29 Vince Biegel at Buffalo, 10/20 Taco Charlton at Buffalo, 10/20 Taco Charlton at Pittsburgh, 10/28 Vince Biegel at Pittsburgh, 10/28 Christian Wilkins vs. N.Y. Jets, 11/3 Nik Needham vs. N.Y. Jets, 11/3 Davon Godchaux vs. N.Y. Jets, 11/3 Jerome Baker at Indianapolis, 11/10 Sam Eguavoen vs. Philadelphia, 12/1 Taco Charlton vs. Philadelphia, 12/1 Andrew Van Ginkel at N.Y. Jets, 12/8 Sam Eguavoen at N.Y. Giants, 12/15 Christian Wilkins vs. Cincinnati, 12/22 Trent Harris vs. Cincinnati, 12/22 Zach Sieler vs. Cincinnati, 12/22
Yards Lost	13	Taco Charlton at Pittsburgh, 10/28 Jerome Baker at Indianapolis, 11/10



2019 REGULAR SEASON STATISTICS

SPECIAL TEAMS

Field Goals Made	7	Jason Sanders at N.Y. Jets, 12/8
Field Goal Attempts	8	Jason Sanders at N.Y. Jets, 12/8
Longest Field Goal Made	54	Jason Sanders vs. Baltimore, 9/8
Longest Field Goal Attempt	54	Jason Sanders vs. Baltimore, 9/8
Punts	7	Matt Haack vs. New England, 9/15 Matt Haack vs. Washington, 10/13
Longest Punt, yards	62	Matt Haack at Dallas, 9/22
Highest Gross Punting Average (min. 4 punts)	53.7	Matt Haack vs. Baltimore, 9/8
Highest Net Punting Average (min. 4 punts)	48.8	Matt Haack vs. Baltimore, 9/8
Most Punt Returns	4	Preston Williams vs. Washington, 10/13 Trevor Davis vs. Cincinnati, 12/22
Most Punt Return Yards	42	Preston Williams vs. Washington, 10/13
Highest Punt Return Average (min. 3 returns)	11.7	Preston Williams at Pittsburgh, 10/28
Longest Punt Return	21	Preston Williams vs. Washington, 10/13
Most Kickoff Returns	5	Jakeem Grant vs. L.A. Chargers, 9/29 Jakeem Grant vs. Buffalo, 11/17
Most Kickoff Return Yards	198	Jakeem Grant vs. Buffalo, 11/17
Highest Kickoff Return Average (min. 3 returns)	39.6	Jakeem Grant vs. Buffalo, 11/17
Longest Kickoff Return	101t	Jakeem Grant vs. Buffalo, 11/17

OPPONENTS – INDIVIDUAL

RUSHING

Attempts	24	Saquon Barkley at N.Y. Giants, 12/15
Yards	145	James Conner at Pittsburgh, 10/28
Touchdowns	2	Mark Ingram II vs. Baltimore, 9/8 Saquon Barkley at N.Y. Giants, 12/15
Yards by Quarterback	56	Josh Allen vs. Buffalo, 11/17
Longest Run from Scrimmage	60	Anthony Levine vs. Baltimore, 9/8
Longest Run from Scrimmage for TD	16	Tony Pollard at Dallas, 9/22

PASSING

Attempts	56	Andy Dalton vs. Cincinnati, 12/22
Completions	33	Andy Dalton vs. Cincinnati, 12/22
Yards	396	Andy Dalton vs. Cincinnati, 12/22
Touchdowns	5	Lamar Jackson vs. Baltimore, 9/8
Completion Percentage (min. 20 att.)	85.0	Lamar Jackson vs. Baltimore, 9/8
Interceptions	3	Brian Hoyer at Indianapolis, 11/10 Eli Manning at N.Y. Giants, 12/15
Longest Completion	83t	Lamar Jackson vs. Baltimore, 9/8
Longest Completion for TD	83	Lamar Jackson vs. Baltimore, 9/8
Passer Rating (min. 20 att.)	158.3	Lamar Jackson vs. Baltimore, 9/8

RECEIVING

Receptions	10	Jarvis Landry at Cleveland, 11/24
Yards	148	Jarvis Landry at Cleveland, 11/24
Touchdowns	2	Marquise Brown vs. Baltimore, 9/8 Amari Cooper at Dallas, 9/22 Terry McLaurin vs. Washington, 10/13 John Brown vs. Buffalo, 11/17 Jarvis Landry at Cleveland, 11/24 Tyler Boyd vs. Cincinnati, 12/22
Longest Reception	83t	Marquise Brown vs. Baltimore, 9/8
Longest Reception by Running Back	32	Rex Burkhead vs. New England, 9/15 Nick Chubb at Cleveland, 11/24
Yards by Running Back	62	Austin Ekeler vs. L.A. Chargers, 9/29

TOTAL YARDS FROM SCRIMMAGE

164 Nick Chubb at Cleveland, 11/24

TACKLES

Total	13	Darius Leonard at Indianapolis, 11/10 James Burgess at N.Y. Jets, 12/8 Shawn Williams vs. Cincinnati, 12/22
Solo	11	Darius Leonard at Indianapolis, 11/10



2019 REGULAR SEASON STATISTICS

INTERCEPTIONS

Total	2	Jamie Collins Sr. vs. New England, 9/15 Minkah Fitzpatrick at Pittsburgh, 10/28 Joe Schobert at Cleveland, 11/24
Longest Return	69t	Jamie Collins Sr. vs. New England, 9/15
Longest Return for TD	69	Jamie Collins Sr. vs. New England, 9/15

FUMBLES

Total Forced	2	T.J. Watt at Pittsburgh, 10/28
Total Recovered	1	Justin Bethel vs. Baltimore, 9/8 Demarcus Lawrence at Dallas, 9/22 Jerry Hughes at Buffalo, 10/20 Steven Nelson at Pittsburgh, 10/28 T.J. Watt at Pittsburgh, 10/28 Kenny Moore II at Indianapolis, 11/10 Jordan Poyer vs. Buffalo, 11/17 Sean Chandler at N.Y. Giants, 12/15

SACKS

Total	2.5	Desmond King II vs. L.A. Chargers, 9/29
Yards Lost	16	T.J. Watt at Pittsburgh, 10/28

SPECIAL TEAMS

Field Goals Made	3	Ty Long vs. L.A. Chargers, 9/29 Stephen Hauschka at Buffalo, 10/20 Sam Ficken vs. N.Y. Jets, 11/3 Stephen Hauschka vs. Buffalo, 11/17 Jake Elliott vs. Philadelphia, 12/1 Sam Ficken at N.Y. Jets, 12/8
Field Goal Attempts	4	Sam Ficken vs. N.Y. Jets, 11/3 Jake Elliott vs. Philadelphia, 12/1
Longest Field Goal Made	57	Randy Bullock vs. Cincinnati, 12/22
Longest Field Goal Attempt	57	Randy Bullock vs. Cincinnati, 12/22
Punts	8	Kevin Huber vs. Cincinnati, 12/22
Longest Punt, yards	59	Kevin Huber vs. Cincinnati, 12/22
Highest Gross Punting Average (min. 4 punts)	48.5	Kevin Huber vs. Cincinnati, 12/22
Highest Net Punting Average (min. 4 punts)	45.3	Kevin Huber vs. Cincinnati, 12/22
Most Punt Returns	3	Gunner Olszewski vs. New England, 9/15 Andre Roberts at Buffalo, 10/20 Chester Rogers at Indianapolis, 11/10 Andre Roberts vs. Buffalo, 11/17 Alex Erickson vs. Cincinnati, 12/22
Most Punt Return Yards	43	Alex Erickson vs. Cincinnati, 12/22
Highest Punt Return Average (min. 3 returns)	14.3	Alex Erickson vs. Cincinnati, 12/22
Longest Punt Return	21	Chester Rogers at Indianapolis, 11/10
Most Kickoff Returns	4	Ty Montgomery at N.Y. Jets, 12/8
Most Kickoff Return Yards	90	Ty Montgomery at N.Y. Jets, 12/8
Highest Kickoff Return Average (min. 3 returns)	22.5	Ty Montgomery at N.Y. Jets, 12/8
Longest Kickoff Return	78	Vyncint Smith vs. N.Y. Jets, 11/3

IN 2019 MIAMI IS...

2-2	when leading after the 1st quarter	1-6	in road games
3-3	when leading after the 2nd quarter	1-1	when playing in domes
3-1	when leading after the 3rd quarter	3-10	when playing outdoors
2-8	when behind after the 1st quarter	1-4	when playing on artificial turf
1-8	when behind after the 2nd quarter	3-7	when playing on grass
1-10	when behind after the 3rd quarter	1-7	after winning the coin toss
2-3	when Miami scores first	3-3	when scoring 21 points or more
2-8	when opponent scores first	2-1	when yielding 20 points or fewer
0-0	when tied at halftime	1-0	in overtime contests
3-5	in home games		



2019 REGULAR SEASON STATISTICS

DRIVE PRODUCTION

	POSS	TD	FGM	FGA	PUNT	INT	FUM	DWNS	TIME	SAF
DOLPHINS	175	31	21	28	65	18	6	14	10	2
OPPONENTS	175	52	30	37	53	12	2	5	13	0

RED ZONE PRODUCTION

	POSS	TD	FGM	FGA	INT	FUM	DWNS	TIME	RZ PLAYS	RZ RUSH	RZ PASS
DOLPHINS	44	25	12	13	2	1	3	0	126	56	70
OPPONENTS	56	35	16	16	2	0	2	1	157	75	82

TURNOVERS

GAME	TAKEAWAYS			GIVEAWAYS			DIFF	W/L
	INT	FUM	TOTAL	INT	FUM	TOTAL		
BALTIMORE	0	0	0	2	1	3	-3	L
NEW ENGLAND	0	1	1	4	0	4	-3	L
at Dallas	1	0	1	0	1	1	0	L
L.A. CHARGERS	0	0	0	1	0	1	-1	L
WASHINGTON	0	0	0	2	0	2	-2	L
at Buffalo	0	0	0	1	1	2	-2	L
at Pittsburgh	1	0	1	2	2	4	-3	L
N.Y. JETS	1	0	1	0	0	0	1	W
at Indianapolis	3	0	3	1	1	2	1	W
BUFFALO	0	0	0	0	1	1	-1	L
at Cleveland	1	0	1	2	0	2	-1	L
PHILADELPHIA	1	0	1	1	0	1	0	W
at N.Y. Jets	1	0	1	1	0	1	0	L
at N.Y. Giants	3	0	3	0	1	1	2	L
CINCINNATI	0	1	1	1	0	1	0	W
at New England								
TOTAL	12	2	14	18	8	26	-12	4-11

BLOCKS

	FGs	PATs	PUNTS	TOTAL
BY DOLPHINS	0	0	0	0
BY OPPONENTS	0	0	0	0

DOLPHINS BIG PLAYS

PASSING (25+ yards)		RUSHING (15+ yards)	
51	R. Fitzpatrick to D. Parker vs. Cin., 12/22	28	A. Wilson vs. Phi., 12/1
50	R. Fitzpatrick to D. Parker vs. Buf., 11/17	27	M. Gaskin at NYG, 12/15
49	R. Fitzpatrick to D. Parker vs. Bal., 9/8	20	R. Fitzpatrick at NYJ, 12/8
45	R. Fitzpatrick to D. Parker vs. Buf., 11/17	18	R. Fitzpatrick lateral to C. Walford at NYJ, 12/8
43t	R. Fitzpatrick to D. Parker vs. Phi., 12/1	18	P. Laird at NYG, 12/15
42	R. Fitzpatrick to D. Parker vs. Phi., 12/1	17	R. Fitzpatrick at Cle., 11/24
40	J. Rosen to D. Parker at Dal., 9/22	16	P. Laird at NYJ, 12/8
35	R. Fitzpatrick to P. Williams at Buf., 10/20	16	P. Laird at NYG, 12/15
35	R. Fitzpatrick to A. Wilson vs. Cin., 12/22	15	R. Fitzpatrick vs. Cin., 12/22
34t	J. Rosen to D. Parker vs. LAC, 9/29	15	M. Gaskin vs. Cin., 12/22
34	R. Fitzpatrick to M. Gesicki vs. NYJ, 11/3		
34	R. Fitzpatrick to D. Parker vs. Phi., 12/1		
31t	R. Fitzpatrick to M. Gesicki vs. Cin., 12/22		
30	R. Fitzpatrick to M. Gesicki vs. Was., 10/13		
29	R. Fitzpatrick to D. Parker vs. Bal., 9/8		
29t	R. Fitzpatrick to D. Parker at NYG, 12/15		
28	R. Fitzpatrick to I. Ford vs. Cin., 12/22		
27	R. Fitzpatrick to A. Hurns at Buf., 10/20		
27	R. Fitzpatrick to A. Hurns vs. Cin., 12/22		
26	R. Fitzpatrick to M. Gesicki vs. Bal., 9/8		
26	R. Fitzpatrick to K. Drake at Buf., 10/20		
26	R. Fitzpatrick to P. Williams vs. NYJ, 11/3		
25	R. Fitzpatrick to P. Williams at Dal., 9/22		
25	J. Rosen to P. Williams vs. LAC, 9/29		
25	R. Fitzpatrick to I. Ford at NYJ, 12/8		



2019 REGULAR SEASON STATISTICS

OPPONENTS BIG PLAYS

PASSING (25+ yards)		RUSHING (15+ yards)	
83t	L. Jackson to M. Brown vs. Bal., 9/8	60	A. Levine vs. Bal., 9/8
51t	E. Manning to G. Tate at NYG, 12/15	49	M. Ingram vs. Bal., 9/8
47t	L. Jackson to M. Brown vs. Bal., 9/8	36	J. Allen vs. Buf., 11/17
45t	M. Rudolph to D. Johnson at Pit., 10/28	28	T. Pollard at Dal., 9/22
40t	J. Allen to J. Brown vs. Buf., 11/17	25	A. Peterson vs. Was., 10/13
39	L. Jackson to M. Andrews vs. Bal., 9/8	25	J. Conner at Pit., 10/28
39	S. Darnold to R. Anderson at NYJ, 12/8	22	D. Singletary vs. Buf., 11/17
37	D. Prescott to A. Cooper at Dal., 9/22	21	T. Pollard at Dal., 9/22
37	B. Mayfield to J. Landry at Cle., 11/24	21	D. Singletary vs. Buf., 11/17
37	S. Darnold to V. Smith at NYJ, 12/8	20	M. Mack at Ind., 11/10
35t	B. Mayfield to O. Beckham at Cle., 11/24	19	J. Allen at NYG, 12/15
34	M. Rudolph to J. Smith-Schuster at Pit., 10/28	18	E. Elliott at Dal., 9/22
34	A. Dalton to J. Ross III vs. Cin., 12/22	18	A. Peterson vs. Was., 10/13
34t	A. Dalton to T. Boyd vs. Cin., 12/22	17	J. Conner at Pit., 10/28
33t	L. Jackson to W. Snead vs. Bal., 9/8	17	N. Chubb at Cle., 11/24
33	D. Prescott to J. Witten at Dal., 9/22	16t	T. Pollard at Dal., 9/22
33	D. Prescott to D. Smith at Dal., 9/22	15	J. Allen at Buf., 10/20
33t	C. Keenum to T. McLaurin vs. Was., 10/13	15	F. Gore at Buf., 10/20
32	T. Brady to R. Burkhead vs. NE, 9/15		
32	C. Keenum to T. McLaurin vs. Was., 10/13		
32	B. Mayfield to N. Chubb at Cle., 11/24		
29	A. Dalton to T. Boyd vs. Cin., 12/22		
27	J. Allen to P. DiMarco at Buf., 10/20		
27	C. Wentz to A. Jeffery vs. Phi., 12/1		
27	E. Manning to K. Smith at NYG, 12/15		
26t	M. Rudolph to J. Smith-Schuster at Pit., 10/28		
26t	S. Darnold to R. Anderson at NYJ, 12/8		
26	E. Manning to D. Slayton at NYG, 12/15		
25	P. Rivers to D. Inman vs. LAC, 9/29		
25t	C. Keenum to T. McLaurin vs. Was., 10/13		
25t	A. Dalton to T. Eifert vs. Cin., 12/22		

DOLPHINS BIG GAMES

100-YARD RUSHERS	100-YARD RECEIVERS	300-YARD PASSERS
159	D. Parker vs. Phi., 12/1	419 R. Fitzpatrick vs. Cin., 12/22
135	D. Parker vs. Buf., 11/17	365 R. Fitzpatrick vs. Phi., 12/1
111	D. Parker vs. Cin., 12/22	323 R. Fitzpatrick vs. Buf., 11/17

OPPONENTS BIG GAMES

100-YARD RUSHERS		100-YARD RECEIVERS		300-YARD PASSERS	
145	J. Conner at Pit., 10/28	148	J. Landry at Cle., 11/24	396	A. Dalton vs. Cin., 12/22
125	E. Elliott at Dal., 9/22	147	M. Brown vs. Bal., 9/8	327	B. Mayfield at Cle., 11/24
118	A. Peterson vs. Was., 10/13	137	J. Brown vs. Buf., 11/17	324	L. Jackson vs. Bal., 9/8
112	S. Barkley at NYG, 12/15	137	A. Jeffery vs. Phi., 12/1	310	P. Rivers vs. LAC, 9/29
107	M. Ingram vs. Bal., 9/8	128	T. Boyd vs. Cin., 12/22	310	C. Wentz vs. Phi., 12/1
106	N. Chubb at Cle., 11/24	116	R. Anderson at NYJ, 12/8		
103	T. Pollard at Dal., 9/22	111	S. Shepard at NYG, 12/15		
		108	M. Andrews vs. Bal. 9/8		
		103	J. Smith-Schuster at Pit., 10/28		
		100	T. McLaurin vs. Was., 10/13		



2019 REGULAR SEASON STATISTICS

GAME-BY-GAME STARTERS (OFFENSE)

GAME	WR	LT	LG	C	RG	RT	TE	WR	QB	RB	WR
BAL	D. Parker	Je. Davis	Deiter	Kilgore	Isidora	Davenport	Smythe	Williams	R.Fitzpatrick	Ballage	Cox (FB)
NE	D. Parker	Je. Davis	Deiter	Kilgore	Isidora	Webb	Smythe	Williams	R.Fitzpatrick	Ballage	O'Leary(TB)
at Dal.	D. Parker	Je. Davis	Deiter	Kilgore	Isidora	Webb	Smythe	Williams	Rosen	Drake	Hurns
LAC	D. Parker	Webb	Deiter	Kilgore	Boehm	Prince	Gesicki	Williams	Rosen	Drake	Grant
WAS	Prince (OL)	Webb	Deiter	Kilgore	Boehm	Je. Davis	Smythe	Williams	Rosen	Walton	O'Leary (TE)
at Buf.	D. Parker	Webb	Deiter	Boehm	Calhoun	Je. Davis	Smythe	Williams	R.Fitzpatrick	Walton	Wilson
at Pit.	D. Parker	Webb	Deiter	Boehm	Calhoun	Je. Davis	Smythe	Williams	R.Fitzpatrick	Walton	Cox (FB)
NYJ	Reed (OL)	Webb	Deiter	Boehm	Sutherland	Je. Davis	Smythe	Walford (TE)	R.Fitzpatrick	Walton	Hurns
at Ind.	D. Parker	Webb	Deiter	Kilgore	Boehm	Je. Davis	Gesicki	Walford (TE)	R.Fitzpatrick	Ballage	Hurns
BUF	D. Parker	Davenport	Deiter	Kilgore	Boehm	Je. Davis	Smythe	Grant	R.Fitzpatrick	Ballage	Cox (FB)
at Cle.	D. Parker	Davenport	Deiter	Kilgore	Calhoun	Je. Davis	Smythe	Wilson	R.Fitzpatrick	Ballage	Hurns
PHI	D. Parker	Davenport	Deiter	Kilgore	Calhoun	Je. Davis	Smythe	Gesicki(TE)	R.Fitzpatrick	Ballage	Hurns
at NYJ	D. Parker	Davenport	Sutherland	Kilgore	Boehm	Je. Davis	Smythe	Gesicki(TE)	R.Fitzpatrick	Laird	Hurns
at NYG	D. Parker	Davenport	Deiter	Kilgore	Calhoun	Je. Davis	Smythe	Walford (TE)	R.Fitzpatrick	Laird	Wilson
CIN	D. Parker	Davenport	Deiter	Kilgore	Calhoun	Je. Davis	Smythe	Gesicki(TE)	R.Fitzpatrick	Laird	Hurns
at NE											

GAME-BY-GAME STARTERS (DEFENSE)

GAME	DE/LB	DT	DE/DT	LB/DE	LB	LB/DB	LB/DB	CB	CB	S/CB	S
BAL	Ledbetter	Godchaux	Wilkins	C. Harris	Eguavoen	Baker	M.Fitzpatrick	Howard	Rowe	Jones	McCain
NE	Moss	Godchaux	Wilkins	C. Harris	Eguavoen	Baker	McMillan	Howard	Rowe	M.Fitzpatrick	McCain
at Dal.	Moss	Godchaux	Wilkins	C. Harris	Eguavoen	Baker	McMillan	Howard	Rowe	Parker	McCain
LAC	Moss	Godchaux	Wilkins	Charlton	Eguavoen	Baker	McMillan	Howard	Rowe	Jones	Parker
WAS	Moss	Godchaux	Wilkins	Charlton	Biegel	McMillan	Needham	Webster	Rowe	Jones	McCain
at Buf.	C. Harris	Godchaux	Wilkins	Charlton	T. Harris	Baker	McMillan	Webster	Lewis	Rowe	McCain
at Pit.	Jenkins	Godchaux	Wilkins	Biegel	Eguavoen	Baker	McMillan	Howard	Webster	Needham	Wiltz
NYJ	Jenkins	Godchaux	Charlton	McMillan	Baker	Biegel	Wiltz	Needham	Lewis	Rowe	McCain
at Ind.	Charlton	Godchaux	Wilkins	Biegel	McMillan	Baker	Lewis	Needham	Rowe	Parker	McCain
BUF	Moss	Godchaux	Wilkins	Biegel	Baker	Wiltz	Crawley	Needham	Rowe	Jones	McCain
at Cle.	Moss	Godchaux	Wilkins	Jenkins	Biegel	Baker	McMillan	Needham	Crawley	Rowe	Parker
PHI	Moss	Godchaux	Wilkins	Eguavoen	Biegel	Baker	McMillan	Needham	Webster	Rowe	Colbert
at NYJ	C. Harris	Godchaux	Wilkins	McMillan	Biegel	Baker	Wiltz	Needham	Webster	Rowe	Colbert
at NYG	Moss	Godchaux	Wilkins	McMillan	Biegel	Baker	Wiltz	Needham	Brooks (DB)	Rowe	Colbert
CIN	Jenkins	Godchaux	Sieler	T. Harris	Biegel	Baker	Munson	Needham	Wiltz	Rowe	Colbert
at NE											

GAME-BY-GAME INACTIVES

BAL	Webster	Gaskin	Laird	Calhoun	Reed	Prince	T. Harris
NE	Wilson	Jones	Gaskin	Reed	Prince	Witzmann	T. Harris
at Dal.	Wilson	Jones	Middleton	Gaskin	Reed	Prince	Carradine
LAC	Wilson	Hurns	McCain	Wiltz	Gaskin	Sutherland	Davis
WAS	Grant	Bademosi	Howard	Gaskin	Cox	Reed	Sutherland
at Buf.	Jones	Howard	Gaskin	Kilgore	Sutherland	Donnal	Moss
at Pit.	Jones	Gaskin	Kilgore	Sutherland	Donnal	Ford	Moss
NYJ	Jones	Webster	Gaskin	Calhoun	Kilgore	Prince	Moss
at Ind.	Jennings	Jones	Crawford	Webster	Prince	Sutherland	Moss
BUF	X. Crawford	Webster	McMillan	Calhoun	Reed	Prince	Charlton
at Cle.	X. Crawford	Webster	Reed	Prince	Sutherland	Walford	T. Harris
PHI	S. Parker	Crawley	Willis	Reed	Prince	Sutherland	T. Harris
at NYJ	Stephens	Calhoun	Brown	T. Davis	Sieler	Charlton	T. Harris
at NYG	Hayes	Aikens	Cox	Sutherland	Boehm	Pankey	C. Harris
CIN	Cox	Webb	Sutherland	Boehm	C. Harris	Moss	Charlton
at NE							



2019 REGULAR SEASON STATISTICS

GAME-BY-GAME OFFENSE

	SCORE				1ST DOWNS				3RD DOWN		4TH DOWN		NET YARDS						TOP
	PTS	OPP PTS	DIFF	OT	TOTAL	RUSH	PASS	PEN	CONV	ATT	CONV	ATT	TOTAL	RUSH	PASS	TO	PEN	PEN YDS	
BAL	10	59	-49	-	12	1	10	1	3	10	0	0	200	21	179	3	9	64	19:53
NE	0	43	-43	-	11	3	7	1	2	15	2	4	184	42	142	4	4	22	23:30
at Dal.	6	31	-25	-	17	2	12	3	3	15	1	3	283	72	211	1	5	35	29:04
LAC	10	30	-20	-	13	3	8	2	5	10	0	1	233	72	161	1	5	53	22:24
WAS	16	17	-1	-	21	7	10	4	3	14	2	2	271	84	187	2	5	45	32:39
at Buf.	21	31	-10	-	24	8	13	3	7	13	2	2	381	109	272	2	6	55	33:31
at Pit.	14	27	-13	-	16	4	11	1	3	8	0	2	230	60	170	4	5	45	24:42
NYJ	26	18	8	-	22	3	16	3	6	12	0	0	316	50	266	0	6	51	31:14
at Ind.	16	12	4	-	13	1	11	1	6	16	1	2	229	70	159	2	4	30	31:28
BUF	20	37	-17	-	19	3	13	3	4	14	1	4	303	23	280	1	6	44	29:51
at Cle.	24	41	-17	-	22	5	14	3	6	14	0	1	284	92	192	2	8	94	23:54
PHI	37	31	6	-	26	3	19	4	5	12	3	3	409	58	351	1	7	59	31:18
at NYJ	21	22	-1	-	22	4	13	5	4	13	0	0	362	122	240	1	5	48	30:06
at NYG	20	36	-16	-	22	7	13	2	3	13	1	3	384	122	262	1	7	42	28:53
CIN	38	35	3	3	29	5	21	3	6	16	0	0	502	96	406	1	6	47	36:24
at NE																			
TOTALS	279	470	-191	3	289	59	191	39	66	195	13	27	4,571	1,093	3,478	26	88	734	28:17

GAME-BY-GAME DEFENSE

	Game 1 - Game 2 - Game 3 - Game 4 - Game 5																		
	SCORE				1ST DOWNS				3RD DOWN		4TH DOWN		NET YARDS						
	PTS	OPP PTS	DIFF	OT	TOTAL	RUSH	PASS	PEN	CONV	ATT	CONV	ATT	TOTAL	RUSH	PASS	TO	PEN	PEN YDS	TOP
BAL	59	10	49	-	31	10	17	4	7	11	2	2	643	265	378	0	4	40	40:07
NE	43	0	43	-	27	11	13	3	6	11	0	0	381	126	255	1	5	54	36:30
at Dal.	31	6	25	-	28	15	12	1	5	10	0	0	476	235	241	1	8	100	30:56
LAC	30	10	20	-	24	6	16	2	8	13	0	1	390	79	311	0	10	89	37:36
WAS	17	16	1	-	13	5	7	1	2	11	0	0	311	145	166	0	6	56	27:21
at Buf.	31	21	10	-	17	5	10	2	3	10	0	0	305	117	188	0	9	83	26:29
at Pit.	27	14	13	-	21	7	12	2	6	13	0	1	394	158	236	1	9	70	35:18
NYJ	18	26	-8	-	17	3	13	1	5	14	4	4	321	83	238	1	10	105	28:46
at Ind.	12	16	-4	-	19	7	12	0	5	13	0	2	300	109	191	3	3	25	28:32
BUF	37	20	17	-	22	9	12	1	5	14	1	1	424	168	256	0	5	50	30:09
at Cle.	41	24	17	-	30	9	15	6	4	8	0	0	467	147	320	1	7	70	36:06
PHI	31	37	-6	-	23	3	19	1	7	14	0	0	386	92	294	1	10	91	28:42
at NYJ	22	21	1	-	22	4	15	3	5	13	0	1	374	112	262	1	5	88	29:54
at NYG	20	16	0	-	24	9	12	3	5	11	0	0	412	138	274	3	4	32	31:07
CIN	35	38	-3	-	25	2	21	2	4	18	3	3	430	59	371	1	10	77	33:36
at NE																			
TOTALS	435	241	194	0	318	103	185	30	74	167	5	10	5,582	1,972	3,610	13	95	953	31:43



2019 REGULAR SEASON STATISTICS

GAME-BY-GAME RUSHING

(CARRIES-YARDS GAINED-LONGEST-TOUCHDOWNS)

	BALLAGE	LAIRD	GASKIN	COX	GRANT	WILSON	R. FITZPATRICK	ROSEN	WALTON
BAL	5-(-1)-6-0	INACTIVE	INACTIVE	0-0-0-0	0-0-0-0	1-1-1-0	1-8-8-0	0-0-0-0	INACTIVE
NE	4-6-3-0	0-0-0-0	INACTIVE	0-0-0-0	1-(-4)-(-4)-0	INACTIVE	1-6-6-0	0-0-0-0	3-15-6-0
at Dal.	8-17-6-0	0-0-0-0	INACTIVE	0-0-0-0	1-4-4-0	INACTIVE	0-0-0-0	3-13-6-0	0-0-0-0
LAC	2-7-6-0	0-0-0-0	INACTIVE	0-0-0-0	1-(-2)-(-2)-0	INACTIVE	DNP	0-0-0-0	6-23-11-0
WAS	3-7-6-1	0-0-0-0	INACTIVE	INACTIVE	INACTIVE	0-0-0-0	2-5-5-0	0-0-0-0	6-32-14-0
at Buf.	3-7-3-1	0-0-0-0	INACTIVE	0-0-0-0	0-0-0-0	0-0-0-0	6-13-12-1	DNP	14-66-19-0
at Pit.	3-8-4-0	0-0-0-0	INACTIVE	0-0-0-0	0-0-0-0	0-0-0-0	5-17-8-0	DNP	11-35-9-0
NYJ	7-19-8-0	0-0-0-0	INACTIVE	0-0-0-0	0-0-0-0	0-0-0-0	5-2-6-0	DNP	12-29-14-0
at Ind.	20-43-7-0	2-4-3-0	0-0-0-0	0-0-0-0	0-0-0-0	0-0-0-0	4-23-11-1	0-0-0-0	SUS
BUF	9-9-7-1	1-7-7-0	1-0-0-0	0-0-0-0	1-7-7-1	0-0-0-0	1-0-0-0	DNP	SUS
at Cle.	7-13-4-0	3-20-13-0	4-10-4-0	0-0-0-0	0-0-0-0	1-4-4-0	5-45-17-1	DNP	NOR
PHI	3-0-1-0	10-5-4-1	2-20-11-0	0-0-0-0	IR	2-31-28-0	3-2-3-0	DNP	NOR
at NYJ	IR	15-48-16-0	4-5-6-0	0-0-0-0	IR	0-0-0-0	7-65-20-0	DNP	NOR
at NYG	IR	12-46-18-0	9-43-27-0	INACTIVE	IR	0-0-0-0	4-33-13-0	DNP	NOR
CIN	IR	8-17-7-0	16-55-15-1	INACTIVE	IR	1-9-9-0	5-9-15-0	DNP	NOR
at NE									

OTHERS: KENYAN DRAKE: 4-12-9-0 vs. Baltimore (9/8), 6-19-9-0 vs. New England (9/15), 12-38-8-0 at Dallas (9/22), 9-44-10-0 vs. L.A. Chargers (9/29), 10-40-9-0 vs. Washington (10/13), 6-21-11-0 at Buffalo (10/20). **MATT HAACK:** 1-2-2-0 at Buffalo (10/20). **DE'LANCE TURNER:** 4-6-5-0 vs. Cincinnati (12/22). **CLIVE WALFORD:** 0-4-4-0 at N.Y. Jets (12/8).

GAME-BY-GAME RECEIVING

(RECEPTIONS-YARDS GAINED-LONGEST-TOUCHDOWNS)

	PARKER	WILSON	HURNS	FORD	GRANT	GESICKI	LAIRD	BALLAGE	SMYTHE
BAL	3-75-49-0	2-13-12-0	1-22-22-0	PS	1-(-3)-(-3)-0	2-31-26-0	INA	1-13-13-0	0-0-0-0
NE	0-0-0-0	INACTIVE	1-13-13-0	PS	3-22-16-0	1-11-11-0	0-0-0-0	1-6-6-0	1-24-24-0
at Dal.	3-56-40-0	INACTIVE	1-6-6-0	PS	4-27-10-0	3-9-5-0	0-0-0-0	1-10-10-0	0-0-0-0
LAC	4-70-34-1	INACTIVE	INACTIVE	2-9-7-0	1-6-6-0	0-0-0-0	0-0-0-0	0-0-0-0	0-0-0-0
WAS	3-28-12-1	5-15-8-0	2-16-11-0	0-0-0-0	INACTIVE	3-51-30-0	0-0-0-0	0-0-0-0	0-0-0-0
at Buf.	5-55-14-1	1-22-22-0	3-53-27-0	0-0-0-0	0-0-0-0	4-41-17-0	0-0-0-0	0-0-0-0	0-0-0-0
at Pit.	6-59-15-0	1-5-5-1	1-12-12-1	INA	2-32-17-0	2-10-5-0	0-0-0-0	1-11-11-0	0-0-0-0
NYJ	4-57-17-1	1-3-3-0	2-16-8-0	PS	3-33-18-0	6-95-34-0	0-0-0-0	0-0-0-0	0-0-0-0
at Ind.	5-69-21-0	1-0-0-0	2-32-18-0	PS	2-15-12-0	3-28-12-0	2-15-9-0	4-2-3-0	0-0-0-0
BUF	7-135-50-0	3-26-13-0	4-53-20-0	PS	3-32-12-0	4-18-10-0	6-51-12-0	5-8-7-0	0-0-0-0
at Cle.	6-91-22-0	6-33-16-0	4-42-19-1	PS	0-0-0-0	3-28-11-1	0-0-0-0	1-13-13-0	0-0-0-0
PHI	7-159-43-2	5-32-13-0	3-33-14-0	0-0-0-0	IR	5-79-21-1	4-43-19-0	0-0-0-0	2-13-7-0
at NYJ	2-28-21-0	1-5-5-0	5-68-17-0	6-92-25-0	IR	1-6-6-0	4-38-21-0	IR	1-2-2-0
at NYG	4-72-29-2	5-59-21-0	1-9-9-0	3-21-8-0	IR	4-47-24-0	2-8-8-0	IR	0-0-0-0
CIN	5-111-51-1	7-79-35-0	2-41-27-0	5-68-28-0	IR	6-82-31-2	1-1-1-0	IR	2-18-13-0
at NE									

OTHERS: MICHAEL DEITER: 1-0-0-0 at Pittsburgh (10/28). KENYAN DRAKE: 2-15-10-0 vs. Baltimore (9/8), 5-29-10-0 vs. New England (9/15), 3-34-19-0 at Dallas (9/22), 3-29-19-0 vs. L.A. Chargers (9/29), 6-30-9-0 vs. Washington (10/13), 3-37-26-0 at Buffalo (10/20). MYLES GASKIN: 1-0-0-0 at Indianapolis (11/10), 1-7-7-0 at Cleveland (11/24), 1-6-6-0 vs. Philadelphia (12/1), 1-6-6-0 at N.Y. Jets (12/8), 2-29-20-0 at N.Y. Giants (12/15), 1-3-3-0 vs. Cincinnati (12/22). NICK O'LEARY: 1-6-6-0 vs. New England (9/15), 1-19-19-0 at Dallas (9/22), 1-9-9-0 vs. L.A. Chargers (9/29), 1-3-3-0 vs. Washington (10/13). JASON SANDERS: 1-1-1-1 vs. Philadelphia (12/1). CLIVE WALFORD: 1-8-8-0 at Indianapolis (11/10), 2-34-19-0 at N.Y. Giants (12/15), 1-15-15-0 vs. Cincinnati (12/22). MARK WALTON: 1-12-12-0 vs. New England (9/15), 2-11-7-0 vs. L.A. Chargers (9/29), 5-43-18-0 vs. Washington (10/13), 1-(-8)-(-8)-0 at Buffalo (10/20), 3-19-9-0 at Pittsburgh (10/28), 3-12-5-0 vs. N.Y. Jets (11/3). CHRISTIAN WILKINS: 1-1-1-1 vs. Cincinnati (12/22). PRESTON WILLIAMS: 3-24-11-1 vs. Baltimore (9/8), 4-63-17-0 vs. New England (9/15), 4-68-25-0 at Dallas (9/22), 4-46-25-0 vs. L.A. Chargers (9/29), 2-31-21-0 vs. Washington (10/13), 6-82-35-0 at Buffalo (10/20), 4-42-14-0 at Pittsburgh (10/28), 5-72-26-2 vs. N.Y. Jets (11/3).



2019 REGULAR SEASON STATISTICS

GAME-BY-GAME PASSING

	ATT	COM	YDS	RYAN FITZPATRICK					LG	SKD/YDS	RATING
				PCT	TD	INT					
BAL	29	14	185	48.3	1	1			49	2/5	66.0
NE	21	11	89	38.9	0	3			17	4/23	23.8
at Dal.	2	2	29	100.0	0	0			25	0/0	118.8
LAC							DID NOT PLAY				
WAS	18	12	132	66.7	1	0			30	0/0	106.7
at Buf.	35	23	282	65.7	1	1			35	0/0	88.0
at Pit.	34	21	190	61.8	2	2			17	4/20	71.9
NYJ	36	24	288	66.7	3	0			34	4/22	118.8
at Ind.	33	21	169	63.6	0	1			21	3/10	63.8
BUF	45	32	323	71.1	0	0			50	7/43	91.3
at Cle.	39	21	214	53.8	2	2			22	4/22	65.5
PHI	39	27	365	69.2	3	1			43t	3/15	113.7
at NYJ	37	21	245	56.8	0	1			25	2/5	65.7
at NYG	41	23	279	56.1	2	0			29t	3/17	93.4
CIN	52	31	419	59.6	4	1			51	2/13	103.0
at NE											

	ATT	COM	YDS	JOSH ROSEN					LG	SKD/YDS	RATING
				PCT	TD	INT					
BAL	3	1	5	33.3	0	1			5	1/6	2.8
NE	18	7	97	52.4	0	1			24	3/21	33.8
at Dal.	39	18	200	46.2	0	0			40	3/18	61.9
LAC	24	17	180	70.8	1	1			34t	4/18	88.9
WAS	25	15	85	60.0	0	2			16	5/30	32.9
at Buf.							DID NOT PLAY				
at Pit.							DID NOT PLAY				
NYJ							DID NOT PLAY				
at Ind.	0	0	0	0.0	0	0			-	0/0	-
BUF							DID NOT PLAY				
at Cle.							DID NOT PLAY				
PHI							DID NOT PLAY				
at NYJ							DID NOT PLAY				
at NYG							DID NOT PLAY				
CIN							DID NOT PLAY				
at NE											

OTHERS: PRESTON WILLIAMS: 0-0-0-0-0-0-(-)-1/1-0-0 vs. L.A. Chargers (9/29). ALBERT WILSON: 0-0-0-0-0-0-0-(-)/1-10-0-0 at Buffalo (10/20). MATT HAACK: 1-1-1-100-0-1-0-1-0/0-118.8 vs. Philadelphia (12/1).



POSITION IN CAPS = STARTER	INA = INACTIVE	SUS = SUSPENDED	PS = PRACTICE SQUAD
X = PLAYED/SUBSTITUTED	IR = INJURED RESERVE	NOR = NOT ON ROSTER	DNP = DID NOT PLAY
NFI - NON-FOOTBALL ILLNESS/INJURY	PUP = PHYSICALLY UNABLE TO PERFORM	PS-I = PRACTICE SQUAD (INJURED)	



THE LAST TIME IT HAPPENED

THE LAST TIME (TEAM)		
BY DOLPHINS		BY OPPONENT
38-35, vs. Cincinnati, 12/22/19	WON IN OVERTIME	21-24, at Arizona, 9/30/12
38-35, vs. Cincinnati, 12/22/19 (overtime)	WON BY SCORING IN THE LAST 2 MINUTES	22-21, at N.Y. Jets, 12/8/19
34-31, at Buffalo, 12/24/16	TIED BY SCORING IN THE LAST 2 MINUTES	38-35, vs. Cincinnati, 12/22/19
37-0, vs. San Diego, 11/2/14	SHUTOUT AN OPPONENT	0-43, vs. New England, 9/15/19
35-9, vs. Denver, 12/3/17	WON BY 20+ POINTS	10-30, vs. L.A. Chargers, 9/29/19
24-23, vs. Buffalo, 12/4/05	WON AFTER TRAILING BY 20+ POINTS	34-46, vs. New Orleans, 10/25/09
38-10, at Tennessee, 10/18/15	HELD A 28+ POINT LEAD	24-41, at Cleveland, 11/24/19
35-12, vs. Cincinnati, 12/22/19	HELD A 21+ POINT LEAD	13-36, at N.Y. Giants, 12/15/19
21 (second quarter), vs. N.Y. Jets, 11/3/19	SCORED 20+ POINTS IN A QUARTER	23 (fourth quarter), vs. Cincinnati, 12/22/19
21 (first half), vs. Cincinnati, 12/22/19	SCORED 20+ POINTS IN A HALF	29 (second half), vs. Cincinnati, 12/22/19
13-6, vs. N.Y. Jets, 11/4/18	HELD OPPONENT WITHOUT A TD	21-22, at N.Y. Jets, 12/8/19
1 offense & 1 defense, at Buffalo, 12/30/18	SCORED TD ON OFFENSE AND DEFENSE	4 offense & 2 defense, vs. New England, 9/15/19
1 offense, 1 defense, 2 special teams, at N.Y. Jets, 11/1/09	SCORED TD ON OFFENSE, DEFENSE & SPECIAL TEAMS	2 offense, 1 defense & 2 special teams, at New England, 10/4/10
vs. N.Y. Jets, 11/3/19	SCORED SAFETY	at N.Y. Giants, 12/15/19

THE LAST TIME (OFFENSE)		
BY DOLPHINS		BY OPPONENT
Has never happened	600+ NET YARDS OF OFFENSE	643, vs. Baltimore, 9/8/19
502, vs. Cincinnati, 12/22/19	500+ NET YARDS OF OFFENSE	643, vs. Baltimore, 9/8/19
502, vs. Cincinnati, 12/22/19	400+ NET YARDS OF OFFENSE	430, vs. Cincinnati, 12/22/19
315, vs. Baltimore, 11/11/73	300+ NET RUSHING YARDS	305, at Pittsburgh, 12/18/88
261, at Buffalo, 12/24/16	200+ NET RUSHING YARDS	235, at Dallas, 9/22/19
206, Jay Ajayi, at Buffalo, 12/24/16	200-YARD RUSHING GAME	203, Rueben Mayes, vs. New Orleans, 12/7/86
206, Jay Ajayi, at Buffalo, 12/24/16	150-YARD RUSHING GAME	158, Kerryon Johnson vs. Detroit, 10/21/18
123, Kalen Ballage, at Minnesota, 12/16/18	100-YARD RUSHING GAME	112, Saquon Barkley, at N.Y. Giants, 12/15/19
Mercury Morris (125) and Don Nottinghamham (102), at Green Bay, 10/5/75	TWO 100-YARD RUSHERS	Ezekiel Elliott (125) and Tony Pollard (103), at Dallas, 9/22/19
Kenyan Drake, 120, vs. Denver, 12/3/17, 114, vs. New England, 12/11/17	CONSECUTIVE 100-YARD RUSHING GAMES	Kerryon Johnson, 158, vs. Detroit, 10/21/18 and Lamar Miller, 133, at Houston, 10/25/18
Jay Ajayi (206) and Damien Williams (56), at Buffalo, 12/24/16	COMBINED 200-YARDS RUSHING BY 2 PLAYERS	Ezekiel Elliott (125) and Tony Pollard (103), at Dallas, 9/22/19
32, Jay Ajayi, at Buffalo, 12/24/16	30+ CARRIES	32, Knile Davis, vs. Kansas City, 9/21/14



THE LAST TIME IT HAPPENED

THE LAST TIME (OFFENSE)		
BY DOLPHINS		BY OPPONENT
25, Kenyan Drake, vs. New England, 12/11/17	25+ CARRIES	25, Sony Michel, at New England, 9/30/18
85t, Lamar Miller, vs. Houston, 10/25/15	80+ YARD RUSHING PLAY	Has never happened
75t, Kalen Ballage, at Minnesota, 12/16/18	60+ YARD RUSHING PLAY	60, Anthony Levine, vs. Baltimore, 9/8/19
75t, Kalen Ballage, at Minnesota, 12/16/18	40+ YARD RUSHING PLAY	60, Anthony Levine, vs. Baltimore, 9/8/19
2, Brandon Bolden, vs. New England, 12/9/18	2+ RUSHING TOUCHDOWNS	2, Saquon Barkley, at N.Y. Giants, 12/15/19
406, vs. Cincinnati, 12/22/19	400+ NET PASSING YARDS (TEAM)	419, at Indianapolis, 11/4/12
406, vs. Cincinnati, 12/22/19	300+ NET PASSING YARDS (TEAM)	371, vs. Cincinnati, 12/22/19
52, Ryan Fitzpatrick, vs. Cincinnati, 12/22/19	50+ PASS ATTEMPTS	56, Andy Dalton, vs. Cincinnati, 12/22/19
52, Ryan Fitzpatrick, vs. Cincinnati, 12/22/19	40+ PASS ATTEMPTS	56, Andy Dalton, vs. Cincinnati, 12/22/19
31, Ryan Fitzpatrick, vs. Cincinnati, 12/22/19	30+ COMPLETIONS	33, Andy Dalton, vs. Cincinnati, 12/22/19
31, Ryan Fitzpatrick, vs. Cincinnati, 12/22/19	25+ COMPLETIONS	33, Andy Dalton, vs. Cincinnati, 12/22/19
vs. Chicago, 10/14/18	NO SACKS ALLOWED	vs. Buffalo, 11/17/19
Has never happened	PERFECT PASSER RATING (158.3) (MIN. 20 ATTEMPTS)	158.3, Lamar Jackson, vs. Baltimore, 9/15/19
419, Ryan Fitzpatrick, vs. Cincinnati, 12/22/19	300+ YARD PASSER	396, Andy Dalton, vs. Cincinnati, 12/22/19
Ryan Tannehill, 389, at New England, 9/18/16 and 319, vs. Cleveland, 9/25/16	CONSECUTIVE 300+ YARD PASSING GAMES	Baker Mayfield, 327, at Cleveland, 11/24/19 and Carson Wentz, 310, vs. Philadelphia, 12/1/19
4, Ryan Fitzpatrick, vs. Cincinnati, 12/22/19	4+ TD PASSES	4, Andy Dalton, vs. Cincinnati, 12/22/19
4, Ryan Fitzpatrick, vs. Cincinnati, 12/22/19	3+ TD PASSES	4, Andy Dalton, vs. Cincinnati, 12/22/19
15, Chris Chambers, vs. Buffalo, 12/4/05	15+ RECEPTIONS	15, Isaac Bruce, at St. Louis, 12/24/95
10, Jarvis Landry, at Buffalo, 12/17/17	10+ RECEPTIONS	10, Jarvis Landry, vs. Cleveland, 11/24/19
253, Brian Hartline, at Arizona, 9/30/12	200-YARD RECEIVER	221, Eric Decker, vs. N.Y. Jets, 12/28/14
159, DeVante Parker, vs. Philadelphia, 12/1/19	150-YARD RECEIVER	173, Jordy Nelson, vs. Oakland, 9/23/18
111, DeVante Parker, vs. Cincinnati, 12/22/19	100-YARD RECEIVER	128, Tyler Boyd, vs. Cincinnati, 12/22/19
Jarvis Landry (137) and DeVante Parker (106) at New England, 9/18/16	TWO 100-YARD RECEIVERS IN SAME GAME	Marquise Brown (147) and Mark Andrews (108), vs. Baltimore, 9/8/19
Jarvis Landry, 103, vs. Arizona, 12/11/16 and 108, at N.Y. Jets, 12/17/16	CONSECUTIVE 100-YARD RECEIVING GAMES	John Brown, 137, vs. Buffalo, 11/17/19, Jarvis Landry, 148, at Cleveland, 11/24/19, Alshon Jeffery, 137, vs. Philadelphia, 12/1/19, Robby Anderson, 116, at N.Y. Jets, 12/8/19, Sterling Shepard, 111, at N.Y. Giants, 12/15/19 and 128, Tyler Boyd, vs. Cincinnati, 12/22/19
Albert Wilson, 150 (second half), vs. Chicago, 10/14/18	100 YARDS RECEIVING IN A HALF	Sterling Shepard, 107 (second half), at N.Y. Giants, 12/15/19



THE LAST TIME IT HAPPENED

THE LAST TIME (OFFENSE)		
BY DOLPHINS		BY OPPONENT
Has never happened	90+ YARD PASSING PLAY	99t, Tom Brady to Wes Welker, vs. New England, 9/12/11
80, Ryan Tannehill to Brian Hartline, at Arizona, 9/30/12	80+ YARD PASSING PLAY	83t, Lamar Jackson to Marquise Brown, vs. Baltimore, 9/18/19
69t, Ryan Tannehill to Kenyan Drake, vs. New England, 12/9/18	60+ YARD PASSING PLAY	83t, Lamar Jackson to Marquise Brown, vs. Baltimore, 9/18/19
51, Ryan Fitzpatrick to DeVante Parker, vs. Cincinnati, 12/22/19	50+ YARD PASSING PLAY	51t, Eli Manning to Golden Tate, at N.Y. Giants, 12/15/19
51, Ryan Fitzpatrick to DeVante Parker, vs. Cincinnati, 12/22/19	40+ YARD PASSING PLAY	51t, Eli Manning to Golden Tate, at N.Y. Giants, 12/15/19
3, Lamar Thomas, vs. Denver, 12/21/98	3+ TD RECEPTIONS	3, Danny Woodhead, at San Diego, 12/20/15
2, Mike Gesicki, vs. Cincinnati, 12/22/19	2+ TD RECEPTIONS	2, Tyler Boyd, vs. Cincinnati, 12/22/19
Kenyan Drake (114 rushing and 79 receiving), vs. New England, 12/11/17	LED TEAM IN RUSHING & RECEIVING IN SAME GAME	C.J. Anderson (67 rushing and 43 receiving), vs. Denver, 12/3/17
Frank Gore (101 rushing) and Albert Wilson (155 receiving) vs. Chicago, 10/14/18	100-YARD RUSHER & 100-YARD RECEIVER IN SAME GAME	Saquon Barkley (112 rushing) and Sterling Shepard (111 receiving) at N.Y. Giants, 12/15/19
Brock Osweiler (380 passing), Frank Gore (101 rushing) and Albert Wilson (155 receiving) vs. Chicago, 10/14/18	100-YARD RUSHER, 100-YARD RECEIVER & 300-YARD PASSER IN SAME GAME	Baker Mayfield (327 passing), Nick Chubb (106 rushing) and Jarvis Landry (148 receiving) at Cleveland, 11/24/19
Kenyan Drake (1 rushing, 1 receiving), at Indianapolis, 11/25/18	1+ RUSHING TD & 1+ RECEIVING TD IN SAME GAME	Austin Ekeler (1 rushing, 1 receiving), vs. L.A. Chargers, 9/29/19
Ryan Fitzpatrick (2 passing, 1 rushing), at Cleveland, 11/24/19	1+ PASSING TD & 1+ RUSHING TD IN SAME GAME	Josh Allen (3 passing, 1 rushing), vs. Buffalo, 11/17/19
vs. N.Y. Jets, 11/13/19	NO TURNOVERS	vs. Buffalo, 11/17/19
vs. Cincinnati, 12/22/19	TD SCORED ON FIRST DRIVE	vs. Philadelphia, 12/1/19
Ryan Fitzpatrick to Patrick Laird, vs. Philadelphia, 12/1/19	SUCCESSFUL 2-POINT CONVERSION	Andy Dalton to Tyler Eifert, vs. Cincinnati, 12/22/19 and Andy Dalton run, vs. Cincinnati, 12/22/19
vs. Philadelphia, 12/1/19	FAILED 2-POINT CONVERSION	vs. Cincinnati, 12/22/19

THE LAST TIME (DEFENSE)		
BY DOLPHINS		BY OPPONENT
76, vs. Buffalo, 10/21/73	HELD OPPONENT UNDER 100 YARDS OF TOTAL OFFENSE	88, at New England, 10/12/80
118, vs. Buffalo, 9/21/03	HELD OPPONENT UNDER 150 YARDS OF TOTAL OFFENSE	103, at Buffalo, 12/22/13
188, vs. Tennessee, 10/8/17	HELD OPPONENT UNDER 200 YARDS OF TOTAL OFFENSE	184, vs. New England, 9/15/19
244, vs. Jacksonville, 12/23/18	HELD OPPONENT UNDER 300 YARDS OF TOTAL OFFENSE	284, at Cleveland, 11/24/19



THE LAST TIME IT HAPPENED

THE LAST TIME (DEFENSE)		
BY DOLPHINS		BY OPPONENT
25, vs. New England, 12/11/17	HELD OPPONENT UNDER 30 YARDS RUSHING	23, vs. Buffalo, 11/17/19
42, at N.Y. Jets, 9/16/18	HELD OPPONENT UNDER 50 YARDS RUSHING	23, vs. Buffalo, 11/17/19
59, vs. Cincinnati, 12/22/19	HELD OPPONENT UNDER 75 YARDS RUSHING	58, vs. Philadelphia, 12/1/19
59, vs. Cincinnati, 12/22/19	HELD OPPONENT UNDER 100 YARDS RUSHING	96, vs. Cincinnati, 12/22/19
49, at N.Y. Jets, 12/1/14	HELD OPPONENT UNDER 100 YARDS NET PASSING	37, at Minnesota, 12/16/18
118, vs. Jacksonville, 12/23/18	HELD OPPONENT UNDER 150 YARDS NET PASSING	142, vs. New England, 9/15/19
Louis Delmas (81) and Brent Grimes (22), at Jacksonville, 10/26/14	2+ INTERCEPTION RETURNS FOR TOUCHDOWNS BY TEAM IN SAME GAME	Stephon Gilmore (54) and Jamie Collins Sr. (69), vs. New England, 9/15/19
29t, Reshad Jones, at Buffalo, 12/30/18	INTERCEPTION RETURN FOR A TD	54t, Stephon Gilmore and 69t Jamie Collins Sr., vs. New England, 9/15/19
3, Sam Madison, vs. Tennessee, 11/7/99	3+ INTERCEPTIONS	3, Nate Clements, at Buffalo, 10/20/02
2, Xavien Howard, vs. Buffalo, 12/2/18	2+ INTERCEPTIONS	2, Joe Schobert, at Cleveland, 11/24/19
8, at Arizona, 9/30/12	7+ SACKS BY TEAM	7, vs. Buffalo, 11/17/19
6, vs. Jacksonville, 12/23/18	6+ SACKS BY TEAM	7, vs. Buffalo, 11/17/19
6, vs. Jacksonville, 12/23/18	5+ SACKS BY TEAM	7, vs. Buffalo, 11/17/19
4, Cameron Wake, at Tennessee, 10/18/15	4+ SACKS	Has never happened
4, Cameron Wake, at Tennessee, 10/18/15	3+ SACKS	3.5, Elvis Dumervil, vs. Baltimore, 12/7/14
2, Cameron Wake, vs. N.Y. Jets, 11/4/18	2+ SACKS	2, Jordan Jenkins, at N.Y. Jets, 12/8/19
2, Akeem Spence, vs. N.Y. Jets, 11/4/18		
14t, Reshad Jones, at New England, 11/26/17	FUMBLE RECOVERED FOR TOUCHDOWN	19t, Sam Hubbard, at Cincinnati, 10/7/18

THE LAST TIME (SPECIAL TEAMS)		
BY DOLPHINS		BY OPPONENT
101t, Jakeem Grant, vs. Buffalo, 11/17/19	KICKOFF RETURN FOR A TD	45t, Micah Hyde at Buffalo, 10/20/19
94t, Mercury Morris, at New England, 12/5/71	KICKOFF RETURN FOR A TD ON OPENING KICKOFF	101t, Jacoby Ford, at Oakland, 11/28/10
101t, Jakeem Grant, vs. Buffalo, 11/17/19	50+ YARD KICKOFF RETURN	78, Vyncint Smith, vs. N.Y. Jets, 11/3/19
71t, Jakeem Grant, at Cincinnati, 10/7/18	PUNT RETURN FOR A TD	79t, Leodis McKelvin, at Buffalo, 11/15/12
71t, Jakeem Grant, at Cincinnati, 10/7/18	50+ YARD PUNT RETURN	70, Marcus Sherels, at Minnesota, 12/16/18
Walt Aikens, at N.Y. Jets, 12/17/16	BLOCKED PUNT RECOVERED FOR A TD	Chris Burkett, vs. N.Y. Jets, 9/29/91
Brandon Bolden, at Green Bay, 11/11/18	BLOCKED PUNT	Albert McClellan, vs. New England, 12/9/18
Walt Aikens return of blocked PAT, vs. Arizona, 12/11/16	DEFENSIVE 2-POINT CONVERSION ON PAT	Has never happened
Jordan Phillips, vs. Arizona, 12/11/16	BLOCKED PAT	Donald Penn, vs. Tampa Bay, 11/15/09
Jason Sanders, vs. Philadelphia, 12/1/19	MISSED (NOT BLOCKED) PAT	Aldrick Rosas, at N.Y. Giants, 12/15/19



THE LAST TIME IT HAPPENED

THE LAST TIME (SPECIAL TEAMS)		
BY DOLPHINS		BY OPPONENT
Vincent Taylor, at Cincinnati, 10/7/18	BLOCKED FIELD GOAL	Daniel McCullers, vs. Pittsburgh, 10/16/17
47t, Curtis Johnson, vs. Green Bay, 12/19/71	BLOCKED FIELD GOAL RETURNED FOR TD	62t, Kyle Arrington, vs. New England, 12/14/14
8, Jason Sanders, at N.Y. Jets, 12/8/19	6+ FIELD GOALS ATTEMPTED	6, Harrison Butker, at Kansas City, 12/24/17
8, Jason Sanders, at N.Y. Jets, 12/8/19	5+ FIELD GOALS ATTEMPTED	6, Harrison Butker, at Kansas City, 12/24/17
8, Jason Sanders, at N.Y. Jets, 12/8/19	4+ FIELD GOALS ATTEMPTED	4, Jake Elliott, vs. Philadelphia, 12/1/19
3, Jason Sanders, at N.Y. Giants, 12/15/19	3+ FIELD GOALS ATTEMPTED	3, Sam Ficken, at N.Y. Jets, 12/8/19
7, Jason Sanders, at N.Y. Jets, 12/8/19	6+ FIELD GOALS MADE	Never happened
7, Jason Sanders, at N.Y. Jets, 12/8/19	5+ FIELD GOALS MADE	5, Harris Butker, at Kansas City, 12/24/17
7, Jason Sanders, at N.Y. Jets, 12/8/19	4+ FIELD GOALS MADE	4, Matt Prater, vs. Detroit, 10/21/18
7, Jason Sanders, at N.Y. Jets, 12/8/19	3+ FIELD GOALS MADE	3, Sam Ficken, at N.Y. Jets, 12/8/19
vs. Buffalo, 11/17/19	SUCCESSFUL ONSIDE KICK	vs. Cincinnati, 12/22/19
vs. Philadelphia, 12/1/19	FAILED ONSIDE KICK ATTEMPT	vs. Philadelphia, 12/1/19





GAME SUMMARIES & GAME BOOK



2019 GAME RECAPS

WEEK 1

SEPT. 8, 2019 | MIAMI GARDENS, FLA.
HARD ROCK STADIUM
ATTENDANCE: 65,012 | TV: CBS

BALTIMORE 59	MIAMI 10
--------------	----------

SCORING SUMMARY					
	1	2	3	4	F
Baltimore	21	21	10	7	59
Miami	0	10	0	0	10

The Dolphins couldn't slow down South Florida native Lamar Jackson in their season opener at Hard Rock Stadium.

Jackson passed for 324 yards and five touchdowns to lead the Baltimore Ravens to a 59-10 victory.

Jackson, who was born in Pompano Beach, threw two touchdown passes to Marquise Brown and one each to Willie Snead IV, Mark Andrews and Patrick Ricard. He was 17-for-20 and had a perfect passing rating of 158.3.

Running back Mark Ingram had two rushing touchdowns while gaining 107 yards on the ground.

Rookie Preston Williams scored the Dolphins' only touchdown when he caught a 6-yard pass from Ryan Fitzpatrick late in the second quarter. Jason Sanders had a 54-yard field goal for the Dolphins, who trailed 42-10 at halftime.

DeVante Parker was the leading receiver for the Dolphins with 75 yards on three catches.

Williams' touchdown capped an impressive 75-yard drive near the end of the first half.

Two plays after making his first NFL catch, Williams had his first career touchdown when he caught a pass in the middle of the end zone.

Fitzpatrick completed 14 of 29 passes for 185 yards with one touchdown and one interception before Josh Rosen replaced him at quarterback late in the third quarter.

That unfortunately was one of the very few highlights for the Dolphins in a forgettable first half.

The problems started early, as Ingram burned his father's old team with a 49-yard run on the first play from scrimmage after Dolphins linebacker Deon Lacey made a great tackle on the opening kickoff.

Ingram ended the scoring drive with a 1-yard touchdown run on third-and-goal.

After Earl Thomas III intercepted Fitzpatrick after he was flushed out of the pocket, the Ravens needed only one play to increase their lead.

Jackson hit Brown — a native of Hollywood, Florida — on a slant and he outran the Dolphins secondary for a 47-yard touchdown to make it 14-0.

The next time Baltimore had the ball, Brown got behind the Dolphins secondary and Jackson hit him for an 83-yard touchdown that made it 21-0.

SCORING DRIVES					
TEAM	QTR	TIME	PLAY (EXTRA POINT) (DRIVE INFO)	BAL	MIA
Ravens	1	10:34	M.Ingram 1 yd. run (J.Tucker kick) (8-89, 4:26)	7	0
Ravens	1	8:37	M.Brown 47 yd. pass from L.Jackson (J.Tucker kick) (1-47, 0:09)	14	0
Ravens	1	4:17	M.Brown 83 yd. pass from L.Jackson (J.Tucker kick) (3-90, 1:29)	21	0
Ravens	2	13:49	W.Snead 33 yd. pass from L.Jackson (J.Tucker kick) (7-80, 3:23)	28	0
Dolphins	2	10:38	J.Sanders 54 yd. Field Goal (6-39, 3:11)	28	3
Ravens	2	6:50	M.Boykin 5 yd. pass from L.Jackson (J.Tucker kick) (3-10, 1:34)	35	3
Ravens	2	1:42	M.Ingram 2 yd. run (J.Tucker kick) (7-79, 2:37)	42	3
Dolphins	2	0:13	P.Williams 6 yd. pass from R.Fitzpatrick (J.Sanders kick) (8-75, 1:29)	42	10
Ravens	3	7:54	P.Ricard 1 yd. pass from L.Jackson (J.Tucker kick) (9-71, 5:08)	49	10
Ravens	3	0:22	J.Tucker 34 yd. Field Goal (9-68, 5:25)	52	10
Ravens	4	9:24	M.Andrews 3 yd. pass from R.Griffin (J.Tucker kick) (9-42, 5:30)	59	10

GAME STATISTICS

RUSHING (Att-Yds-TD):

Baltimore: M. Ingram 14-107-2, A. Levine 1-60, G. Edwards 17-56, J. Hill 7-27, R. Griffin 4-9, L. Jackson 3-6.
Miami: K. Drake 4-12, R. Fitzpatrick 1-8, A. Wilson 1-1, M. Walton 1-1, K. Ballage 5(-1).

PASSING (A-C-Y-TD-I):

Baltimore: L. Jackson 20-17-324-5-0, R. Griffin 6-6-55-1-0.
Miami: R. Fitzpatrick 29-14-185-1-1, J. Rosen 3-1-5-0-1.

RECEIVING (Rec-Yds-TD):

Baltimore: M. Andrews 8-108-1, M. Brown 4-147-2, H. Hurst 3-41, N. Boyle 3-26, W. Snead 2-41-1, S. Roberts 1-10, M. Boykin 1-5-1, P. Ricard 1-1-1.
Miami: D. Parker 3-75, P. Williams 3-24-1, M. Gesicki 2-31, K. Drake 2-15, A. Wilson 2-13, A. Hurns 1-22, K. Ballage 1-13, J. Grant 1(-3).

SACKS (Sk-Yds):

Baltimore: M. Judon 1-5, P. Onwuasor 1-5, P. McPhee 1-0.
Miami: S. Eguavoen 0.5-0.5, J. Ledbetter 0.5-0.5.

INTERCEPTIONS (Int-Yds):

Baltimore: E. Thomas 1-14, M. Humphrey 1-0.
Miami: None.

FORCED FUMBLES:

Baltimore: None.
Miami: None.

FUMBLE RECOVERIES (No-Yds):

Baltimore: J. Bethel 1-0.
Miami: None.

TEAM STATS	BAL	MIA
TOTAL FIRST DOWNS	31	12
By Rushing	10	1
By Passing	17	10
By Penalty	4	1
THIRD DOWN EFFICIENCY	7-11-64%	3-10-30%
FOURTH DOWN EFFICIENCY	2-2-100%	0-0-0%
TOTAL NET YARDS	643	200
Total Offensive Plays	73	47
Average gain per offensive play	8.8	4.3
NET YARDS RUSHING	265	21
Total Rushing Plays	46	12
Average gain per rushing play	5.8	1.8
NET YARDS PASSING	378	179
Sacks-Yards	1-1	3-11
Gross yards passing	379	190
ATTEMPTS-COMPLETIONS-INTS	26-23-0	32-15-2
Avg. gain per pass play	14.0	5.1
PUNTS NUMBER AND AVG.	1-56.0	6-53.7
Net Punting Average	56.0	48.8
TOTAL RETURN YARDAGE	43	0
No. and Yards Punt Returns	2-29	1-0
No. and Yards Kickoff Returns	1-9	3-59
No. and Yards Int. Returns	2-14	0-0
PENALTIES Number and Yards	4-40	9-64
FUMBLES Number and Lost	0-0	1-1
RED ZONE EFFICIENCY	5-7-71%	1-1-100%
GOAL TO GO EFFICIENCY	5-6-83%	1-1-100%
TIME OF POSSESSION	40:07	19:53



2019 GAME RECAPS

WEEK 2

SEPT. 15, 2019 | MIAMI GARDENS, FLA.
HARD ROCK STADIUM
ATTENDANCE: 65,513 | TV: CBS

NEW ENGLAND 43

MIAMI 0

SCORING SUMMARY

	1	2	3	4	F
New England	7	6	10	20	43
Miami	0	0	0	0	0

SCORING DRIVES

TEAM	QTR	TIME	PLAY (EXTRA POINT) (DRIVE INFO)	NE	MIA
Patriots	1	7:46	S.Michel 1 yd. run (S.Gostkowski kick) (10-60, 5:52)	7	0
Patriots	2	1:19	A.Brown 20 yd. pass from T.Brady (kick failed, wl) (11-65, 6:11)	13	0
Patriots	3	8:45	S.Gostkowski 28 yd. Field Goal (10-26, 3:41)	16	0
Patriots	3	2:18	T.Brady 1 yd. run (S.Gostkowski kick) (8-65, 5:08)	23	0
Patriots	4	10:45	S.Gilmore 54 yd. interception return (S.Gostkowski kick)	30	0
Patriots	4	8:57	J.Collins 69 yd. interception return (S.Gostkowski kick)	37	0
Patriots	4	2:10	J.White 10 yd. pass from T.Brady (kick failed, wl) (5-59, 2:59)	43	0

The Dolphins just couldn't find any answers on offense Sunday.

The defense held the New England Patriots offense in check for a good part of the afternoon, but that wasn't enough to prevent a 43-0 loss at Hard Rock Stadium.

New England scored two touchdowns on pick-sixes in the fourth quarter — one of 54 yards by cornerback Stephon Gilmore and the other of 69 yards by linebacker Jamie Collins — and Tom Brady threw a TD pass to running back James White with 2:10 left in the fourth quarter.

Brady passed for two touchdowns and ran for another for New England, which won in Miami for only the second time in seven trips. Sony Michel had a rushing touchdown and Antonio Brown caught a touchdown pass in his first game with New England.

The Dolphins were shut out in Miami for the first time since 2010 when they suffered a 16-0 loss against the Chicago Bears in a Thursday night game. The Dolphins had one final chance to avoid the shutout on the final play of the game after calling a timeout with 1 second left on a first-and-goal at the 8-yard line, but Josh Rosen's pass was tipped and intercepted.

Defensive lineman John Jenkins and linebacker Vince Biegel each got their first sacks in a Dolphins uniform. The Dolphins also got their first takeaway of the season when Minkah Fitzpatrick forced and recovered a fumble, though it did come with the outcome no longer in doubt.

An indication of the Dolphins' offensive struggles is the fact they didn't drive past the New England 40-yard line until the fourth quarter — and that was followed immediately by Collins' pick-six, which came after running back Kalen Ballage bobbled Fitzpatrick's pass.

The frustration on offense continued after Rosen replaced Fitzpatrick at quarterback when Jakeem Grant dropped a perfectly thrown bomb at the New England 15-yard line and Preston Williams shortly thereafter also dropped a long pass.

The Dolphins did not take a snap inside the New England 35-yard line until 10 seconds remained in the game.

The Dolphins managed only 51 total yards and two first downs in the first half.

After giving up a touchdown on the first drive, the defense stiffened.

Jenkins had the big defensive play of the first half when he bull-rushed Patriots guard Shaq Mason back into Tom Brady, who fell and was sacked for a 7-yard loss.

GAME STATISTICS

RUSHING (Att-Yds-TD):

New England: S. Michel 21-85-1, R. Burkhead 5-21, J. White 3-10, A. Brown 1-5, J. Develin 2-3, T. Brady 2-1-1, J. Edelman 1-1.

Miami: K. Drake 6-19, M. Walton 3-15, K. Ballage 4-6, R. Fitzpatrick 1-6, J. Grant 1-(4).

PASSING (A-C-Y-TD-I):

New England: T. Brady 28-20-264-2-0.

Miami: R. Fitzpatrick 21-11-89-0-3, J. Rosen 18-7-97-0-1.

RECEIVING (Rec-Yds-TD):

New England: A. Brown 4-56-1, J. Edelman 4-51, P. Dorsett 3-39, J. White 3-19-1, R. Burkhead 2-47, M. LaCosse 2-33, J. Gordon 2-19.

Miami: K. Drake 5-29, P. Williams 4-63, J. Grant 3-22, D. Smythe 1-24, A. Hurns 1-13, M. Walton 1-12, M. Gesicki 1-11, K. Ballage 1-6, N. O'Leary 1-6.

SACKS (Sk-Yds):

New England: A. Butler 2-9, C. Winovich 1.5-11.5, M. Bennett 1-13, D. Shelton 1-7, J. Simon 1-0, J. Collins 0.5-3.5.

Miami: J. Jenkins 1-7, V. Biegel 1-2.

INTERCEPTIONS (Int-Yds):

New England: J. Collins 2-74-1, S. Gilmore 1-54-1, D. McCourty 1-0.

Miami: None.

FORCED FUMBLES:

New England: None.

Miami: M. Fitzpatrick 1.

FUMBLE RECOVERIES (No-Yds):

New England: None.

Miami: M. Fitzpatrick 1.

TEAM STATS	NE	MIA
TOTAL FIRST DOWNS	27	11
By Rushing	11	3
By Passing	13	7
By Penalty	3	1
THIRD DOWN EFFICIENCY	6-11-55%	2-15-13%
FOURTH DOWN EFFICIENCY	0-0-0%	2-4-50%
TOTAL NET YARDS	381	184
Total Offensive Plays	65	61
Average gain per offensive play	5.9	3.0
NET YARDS RUSHING	126	42
Total Rushing Plays	35	15
Average gain per rushing play	3.6	2.8
NET YARDS PASSING	255	142
Sacks-Yards	2-9	7-44
Gross yards passing	264	186
ATTEMPTS-COMPLETIONS-INTS	28-20-0	39-18-4
Avg. gain per pass play	8.5	3.1
PUNTS NUMBER AND AVG.	3-48.0	7-42.6
Net Punting Average	46.3	41.3
TOTAL RETURN YARDAGE	137	5
No. and Yards Punt Returns	3-9	2-5
No. and Yards Kickoff Returns	0-0	1-39
No. and Yards Int. Returns	4-128	0-0
PENALTIES Number and Yards	5-54	4-22
FUMBLES Number and Lost	1-1	0-0
RED ZONE EFFICIENCY	3-4-75%	0-1-0%
GOAL TO GO EFFICIENCY	3-3-100%	0-1-0%
TIME OF POSSESSION	36:30	23:30



2019 GAME RECAPS

WEEK 3

SEPT. 22, 2019 | ARLINGTON, TEXAS
AT&T STADIUM
ATTENDANCE: 90,127 | TV: FOX

MIAMI 6	DALLAS 31
---------	-----------

SCORING SUMMARY					
	1	2	3	4	F
Miami	3	3	0	0	6
Dallas	10	0	14	7	31

The Dolphins hung tough against the Dallas Cowboys before things slipped away in the second half.

Quarterback Dak Prescott ran for a touchdown and passed for two others, both to Amari Cooper, to lead Dallas to a 24-6 victory at AT&T Stadium.

Miami actually had the chance to take a halftime lead but lost a fumble inside the Dallas 10-yard line in the final minute of the second quarter. After leading 10-6, Dallas scored touchdowns on its first two drives of the third quarter.

Kicker Jason Sanders accounted for the Dolphins scoring with field goals of 22 and 33 yards.

Quarterback Josh Rosen made his first start with the Dolphins and performed much better than his final stats — 18-for-39, 200 yards, 61.9 passer rating — would suggest, as he was hurt by some dropped passes. Rosen left the game briefly in the second quarter after being hit at the end of a quarterback scramble and returned shortly after Ryan Fitzpatrick completed a 25-yard pass to Preston Williams on the drive that ended with Sanders' second field goal.

Safety Bobby McCain recorded the Dolphins' first interception of the season and defensive end Taco Charlton had a sack against his former team just three days after being claimed off waivers.

The Dolphins had a chance to take the lead on the opening possession of the game after Rosen connected with DeVante Parker for a 40-yard pass. The drive ended with Sanders missing a 47-yard field goal.

Dallas' first offensive play was a 37-yard pass from Dak Prescott to Amari Cooper and it set up Maher's 28-yard field goal after safety Steven Parker broke up a pass on third down from the Dolphins 10-yard line.

Dallas increased its lead to 10-0 on its next drive when Cooper capped a drive that featured a 33-yard completion to tight end Jason Witten on third-and-20.

The Dolphins got on the scoreboard on their next possession thanks to Rosen completions of 19 yards to tight end Nick O'Leary and 24 yards to Preston Williams off a flea-flicker.

Following Sanders' 20-yard field goal, the Dolphins appeared to pull off a successful onside when Ken Webster caught the bouncing kick past 10 yards but he was flagged for offside.

The Dolphins got the ball back anyway a short time later on McCain's interception when Prescott tried to go deep with plenty of time to throw.

SCORING DRIVES					
TEAM	QTR	TIME	PLAY (EXTRA POINT) (DRIVE INFO)	MIA	DAL
Cowboys	1	10:27	B.Maher 28 yd. Field Goal (8-53, 2:53)	0	3
Cowboys	1	5:57	A.Cooper 5 yd. pass from D.Prescott (B.Maher kick) (9-54, 3:26)	0	10
Dolphins	1	0:53	J.Sanders 22 yd. Field Goal (10-72, 5:04)	3	10
Dolphins	2	5:48	J.Sanders 33 yd. Field Goal (10-49, 4:45)	6	10
Cowboys	3	12:28	A.Cooper 19 yd. pass from D.Prescott (B.Maher kick) (5-75, 2:32)	6	17
Cowboys	3	3:30	D.Prescott 8 yd. run (B.Maher kick) (9-76, 5:28)	6	24
Cowboys	4	3:45	T.Pollard 16 yd. run (B.Maher kick) (5-60, 1:42)	6	31

GAME STATISTICS

RUSHING (Att-Yds-TD):

Miami: K. Drake 13-44, J. Rosen 3-13, K. Ballage 7-11, J. Grant 1-4.

Dallas: E. Elliott 19-125, T. Pollard 13-103-1, D. Prescott 2-7-1.

PASSING (A-C-Y-TD-I):

Miami: J. Rosen 39-18-200-0-0, R. Fitzpatrick 2-2-29-0-0.

Dallas: D. Prescott 32-19-246-2-1.

RECEIVING (Rec-Yds-TD):

Miami: P. Williams 4-68, J. Grant 4-27, D. Parker 3-56, K. Drake 3-34, M. Gesicki 3-9, N. O'Leary 1-19, K. Ballage 1-10, A. Hurns 1-6.

Dallas: A. Cooper 6-88-2, J. Witten 3-54, T. Pollard 3-25, D. Smith 2-39, R. Cobb 2-23, E. Elliott 2-14, B. Jarwin 1-3.

SACKS (Sk-Yds):

Miami: T. Charlton 1-5.

Dallas: R. Quinn 1-7, D. Lawrence 1-3, K. Hyder 0.5-4, M. Collins 0.5-4.

INTERCEPTIONS (Int-Yds):

Miami: B. McCain 1-21.

Dallas: None.

FORCED FUMBLES:

Miami: None.

Dallas: R. Cobb 1, J. Smith 1.

FUMBLE RECOVERIES (No-Yds):

Miami: None.

Dallas: D. Lawrence 1-0.

TEAM STATS	MIA	DAL
TOTAL FIRST DOWNS	17	28
By Rushing	2	15
By Passing	12	12
By Penalty	3	1
THIRD DOWN EFFICIENCY	3-15-20%	5-10-50%
FOURTH DOWN EFFICIENCY	1-3-33%	0-0-0%
TOTAL NET YARDS	283	476
Total Offensive Plays	68	67
Average gain per offensive play	4.2	7.1
NET YARDS RUSHING	72	235
Total Rushing Plays	24	34
Average gain per rushing play	3.0	6.9
NET YARDS PASSING	211	241
Sacks-Yards	3-18	1-5
Gross yards passing	229	246
ATTEMPTS-COMPLETIONS-INTS	41-20-0	32-19-1
Avg. gain per pass play	4.8	7.3
PUNTS NUMBER AND AVG.	5-43.8	3-44.3
Net Punting Average	41.2	44.0
TOTAL RETURN YARDAGE	22	13
No. and Yards Punt Returns	2-1	1-13
No. and Yards Kickoff Returns	1-26	0-0
No. and Yards Int. Returns	1-21	0-0
PENALTIES Number and Yards	5-35	8-100
FUMBLES Number and Lost	3-1	0-0
RED ZONE EFFICIENCY	0-3-0%	4-5-80%
GOAL TO GO EFFICIENCY	0-2-0%	2-2-100%
TIME OF POSSESSION	29:04	30:56



2019 GAME RECAPS

WEEK 4

SEPT. 29, 2019 | MIAMI GARDENS, FLA.
HARD ROCK STADIUM
ATTENDANCE: 64,278 | TV: CBS

L.A. CHARGERS 30

MIAMI 10

SCORING SUMMARY

	1	2	3	4	F
L.A. Chargers	10	7	3	10	30
Miami	7	3	0	0	10

SCORING DRIVES

TEAM	QTR	TIME	PLAY (EXTRA POINT) (DRIVE INFO)	LAC	MIA
Chargers	1	10:12	T.Long 44 yd. Field Goal (9-49, 4:48)	3	0
Dolphins	1	6:32	D.Parker 34 yd. pass from J.Rosen (J.Sanders kick) (6-75, 3:40)	3	7
Chargers	1	2:45	T.Pope 13 yd. pass from P.Rivers (T.Long kick) (7-75, 3:47)	10	7
Dolphins	2	11:10	J.Sanders 30 yd. Field Goal (12-67, 6:35)	10	10
Chargers	2	0:43	A.Ekeler 18 yd. pass from P.Rivers (T.Long kick) (8-60, 2:51)	17	10
Chargers	3	1:22	T.Long 45 yd. Field Goal (16-66, 10:33)	20	10
Chargers	4	11:20	A.Ekeler 1 yd. run (T.Long kick) (7-56, 3:29)	27	10
Chargers	4	7:21	T.Long 51 yd. Field Goal (6-15, 3:07)	30	10

The Dolphins couldn't continue their mastery against the Chargers in Miami.

Philip Rivers passed for 310 yards and two touchdowns and the Chargers ended an eight-game losing streak against the Dolphins in Miami with a 30-10 victory at Hard Rock Stadium. It was their first victory in Miami since the 1981 playoff classic at the Orange Bowl.

Running back Austin Ekeler, who again started for the Chargers with Melvin Gordon having reported to the team three days ago, had two touchdowns, on an 18-yard reception and on a 1-yard run. Running back Troymaine Pope had the other touchdown and Ty Long kicked three field goals.

The Dolphins' scoring came on a 34-yard pass from Josh Rosen to DeVante Parker on the team's first drive and a 30-yard field goal by Jason Sanders.

For the second consecutive week, the Dolphins put together a solid first-half performance, but they couldn't follow through on it to get their first victory of the season.

The Dolphins trailed 17-10 at halftime despite missing two field goal attempts.

Rosen was very effective in the first half, completing 12 of 16 passes for 159 yards with the touchdown pass to Parker and a 126.8 passer rating. Additionally, two of the four incompletions were drops.

The Dolphins offense couldn't move the ball consistently in the second half, gaining only 34 yards after halftime.

The defense failed to produce many big plays, though Taco Charlton recorded his second sack in two games with the Dolphins in the third quarter.

With Jesse Davis missing the game because of an elbow injury he sustained at Dallas last Sunday, veteran J'Marcus Webb moved from left to right tackle and rookie sixth-round pick Isaiah Prince made his first NFL start at right tackle. In fact, it was Prince's first NFL action after he was inactive the first three games.

After the Chargers kicked a field goal on the opening possession of the game, the Dolphins earned their first lead of the season with an impressive 75-yard touchdown drive capped by Rosen's pass to Parker.

The other big play in the drive was a 25-yard completion to Preston Williams after Rosen's pass bounced off the hands of tight end Mike Gesicki.

Los Angeles answered with its own 75-yard drive, capped by Rivers' 13-yard touchdown pass to running back Troymaine Pope.

The Dolphins tied the score 10-10 with a 12-play, 67-yard drive that featured a 19-yard screen pass to Kenyan Drake, though Miami failed to reach the end zone after having a first-and-goal.

GAME STATISTICS

RUSHING (Att-Yds-TD):

L.A. Chargers: A. Ekeler 18-60-1, T. Pope 10-20, P. Rivers 1-0, T. Taylor 4-(-1).

Miami: K. Drake 9-44, M. Walton 6-23, K. Ballage 2-7, J. Grant 1-(-2).

PASSING (A-C-Y-TD-I):

L.A. Chargers: P. Rivers 30-24-310-2-0, T. Taylor 1-1-7-0-0.

Miami: J. Rosen 24-17-180-1-1.

RECEIVING (Rec-Yds-TD):

L.A. Chargers: D. Inman 5-76, A. Ekeler 5-62-1, K. Allen 5-48, L. Kendrick 2-37, G. Davis 2-25, A. Patton 2-22, T. Pope 2-14-1, D. Watt 1-21, S. Culkin 1-12.

Miami: D. Parker 4-70-1, P. Williams 4-46, K. Drake 3-29, M. Walton 2-11, I. Ford 2-9, N. O'Leary 1-9, J. Grant 1-6.

SACKS (Sk-Yds):

L.A. Chargers: D. King 2.5-14, I. Rochell 1-1, J. Bosa 0.5-2, T. Davis 0.5-1, J. Tillery 0.5-1.

Miami: T. Charlton 1-6.

INTERCEPTIONS (Int-Yds):

L.A. Chargers: M. Davis 1-0.

Miami: None.

FORCED FUMBLES:

L.A. Chargers: J. Jones 1, D. King 1.

Miami: None.

FUMBLE RECOVERIES (No-Yds):

L.A. Chargers: None.

Miami: None.

TEAM STATS

	LAC	MIA
TOTAL FIRST DOWNS	24	13
By Rushing	6	3
By Passing	16	8
By Penalty	2	2
THIRD DOWN EFFICIENCY	8-13-62%	5-10-50%
FOURTH DOWN EFFICIENCY	0-1-0%	0-1-0%
TOTAL NET YARDS	390	233
Total Offensive Plays	65	47
Average gain per offensive play	6.0	5.0
NET YARDS RUSHING	79	72
Total Rushing Plays	33	18
Average gain per rushing play	2.4	4.0
NET YARDS PASSING	311	161
Sacks-Yards	1-6	5-19
Gross yards passing	317	180
ATTEMPTS-COMPLETIONS-INTS	31-25-0	24-17-1
Avg. gain per pass play	9.7	5.6
PUNTS NUMBER AND AVG.	0-0-0	2-51.5
Net Punting Average	0.0	51.0
TOTAL RETURN YARDAGE	1	0
No. and Yards Punt Returns	1-1	0-0
No. and Yards Kickoff Returns	1-12	5-112
No. and Yards Int. Returns	1-0	0-0
PENALTIES Number and Yards	10-89	5-53
FUMBLES Number and Lost	1-0	3-0
RED ZONE EFFICIENCY	3-4-75%	0-1-0%
GOAL TO GO EFFICIENCY	1-1-100%	0-1-0%
TIME OF POSSESSION	37:36	22:24



2019 GAME RECAPS

WEEK 6

OCT. 13, 2019 | MIAMI GARDENS, FLA.
HARD ROCK STADIUM
ATTENDANCE: 59,808 | TV: FOX

WASHINGTON 17	MIAMI 16
---------------	----------

SCORING SUMMARY					
	1	2	3	4	F
Washington	0	7	10	0	17
Miami	0	3	0	13	16

The Dolphins almost pulled off a remarkable comeback against the Washington Redskins on Sunday, but came up agonizingly close.

A failed two-point conversion attempt proved the difference in a 17-16 loss at Hard Rock Stadium.

The Dolphins went for the victory instead of kicking an extra point to send the game to overtime after Ryan Fitzpatrick, who sparked the Dolphins after coming off the bench in the fourth quarter, threw a touchdown pass to DeVante Parker with 6 seconds left.

Fitzpatrick threw a quick pass to Kenyan Drake in the flat on the two-point conversion attempt and Drake dropped it, even though there were several Washington defenders in the area and he might not have been able to get into the end zone anyway.

As it was, it was a spirited comeback effort for the Dolphins, who trailed 17-3 when Fitzpatrick replaced Josh Rosen early in the fourth quarter.

Fitzpatrick, who started the first two games before Rosen replaced him as the starter, completed 12 of 18 passes for 132 yards in his one quarter of work.

The Parker touchdown capped a 75-yard drive that Fitzpatrick engineered in 1:56. On the drive, Fitzpatrick hit tight end Mike Gesicki for a 30-yard gain and had a 5-yard scramble to convert a third-and-2 situation.

Washington built its lead two touchdown passes from Case Keenum to rookie Terry McLaurin along with a 21-yard field goal by Dustin Hopkins.

The Dolphins first cut into Washington's lead with a 1-yard run by Kalen Ballage that was their first second-half touchdown of the season.

On their next two possession, the Dolphins got in Washington territory before the drives stalled. One of those drives began after Preston Williams, filling in for injured Jakeem Grant, had a 21-yard punt return, the Dolphins' longest this season.

Ballage's touchdown not only gave the Dolphins their first points in the second half this season, it also was their first rushing touchdown.

It capped a 55-yard drive after Dustin Hopkins was wide right on a 55-yard field goal attempt on the first play of the fourth quarter.

After Fitzpatrick took over at QB, the Dolphins showed their most consistency on offense all game. Kenyan Drake had a 9-yard run, followed by an 8-yard completion to Albert Wilson, making his return to the lineup after missing three games with a calf injury.

After a Drake run gained 5 yards, Fitzpatrick had an 18-yard completion to Mark Walton for the Dolphins' longest play of the game. Ballage scored on a second-and-1.

The Dolphins then successfully executed an onside kick, but just as was the case in the game at Dallas, it was nullified by a penalty.

GAME STATISTICS

RUSHING (Att-Yds-TD):

Washington: A. Peterson 23-118, C. Thompson 3-12, C. Keenum 4-10, W. Smallwood 1-4, S. Sims 1-1, P. Richardson 1-0.
Miami: K. Drake 10-40, M. Walton 6-32, K. Ballage 3-7-1, R. Fitzpatrick 2-5.

PASSING (A-C-Y-TD-I):

Washington: C. Keenum 25-13-166-2-0.
Miami: J. Rosen 25-15-85-0-2, R. Fitzpatrick 18-12-132-1-0.

RECEIVING (Rec-Yds-TD):

Washington: T. McLaurin 4-100-2, J. Sprinkle 2-24, A. Peterson 2-18, T. Quinn 2-8, C. Thompson 2-8, K. Harmon 1-8.
Miami: K. Drake 6-30, M. Walton 5-43, A. Wilson 5-15, M. Gesicki 3-51, D. Parker 3-28-1, P. Williams 2-31, A. Hurns 2-16, N. O'Leary 1-3.

SACKS (Sk-Yds):

Washington: J. Allen 2-12, L. Collins 1-9, T. Hester 1-8, M. Ioannidis 1-1.
Miami: None.

INTERCEPTIONS (Int-Yds):

Washington: Q. Dunbar 1-0, S. Hamilton 1-0.
Miami: None.

FORCED FUMBLES:

Washington: L. Collins 1.
Miami: None.

FUMBLE RECOVERIES (No-Yds):

Washington: None.
Miami: None.

TEAM STATS	WAS	MIAMI
TOTAL FIRST DOWNS	13	21
By Rushing	5	7
By Passing	7	10
By Penalty	1	4
THIRD DOWN EFFICIENCY	2-11-18%	3-14-21%
FOURTH DOWN EFFICIENCY	0-0-0%	2-2-100%
TOTAL NET YARDS	311	271
Total Offensive Plays	58	69
Average gain per offensive play	5.4	3.9
NET YARDS RUSHING	145	84
Total Rushing Plays	33	21
Average gain per rushing play	4.4	4.0
NET YARDS PASSING	166	187
Sacks-Yards	0-0	5-30
Gross yards passing	166	217
ATTEMPTS-COMPLETIONS-INTS	25-13-0	43-27-2
Avg. gain per pass play	6.6	3.9
PUNTS NUMBER AND AVG.	7-45.0	7-44.3
Net Punting Average	39.0	42.3
TOTAL RETURN YARDAGE	14	42
No. and Yards Punt Returns	2-14	4-42
No. and Yards Kickoff Returns	1-21	1-15
No. and Yards Int. Returns	2-0	0-0
PENALTIES Number and Yards	6-56	5-45
FUMBLES Number and Lost	1-0	2-0
RED ZONE EFFICIENCY	0-1-0%	2-2-100%
GOAL TO GO EFFICIENCY	0-1-0%	1-1-100%
TIME OF POSSESSION	27:21	32:39



2019 GAME RECAPS

WEEK 7

OCT. 20, 2019 | ORCHARD PARK, N.Y.
NEW ERA FIELD
ATTENDANCE: 68,340 | TV: CBS

MIAMI 21	BUFFALO 31
----------	------------

SCORING SUMMARY					
	1	2	3	4	F
Miami	0	14	0	7	21
Buffalo	6	3	0	22	31

The Dolphins put up a strong effort against the Buffalo Bills, but a couple of costly mistakes in the second half proved too much to overcome.

Cornerback TreDavious White came up with an interception near the Buffalo goal line and forced a fumble to set up a touchdown in leading the Bills to a 31-21 victory at New Era Field.

The Dolphins had their first halftime lead of the season, thanks to a 3-yard touchdown run by running back Kalen Ballage and a 12-yard touchdown pass from Ryan Fitzpatrick to wide receiver DeVante Parker.

Fitzpatrick scored on an 11-yard run with 1:45 left to give the Dolphins a chance to pull out a late victory, but Buffalo clinched the victory when Micah Hyde recovered the onside kick between players and returned the kick 45 yards for a touchdown.

Fitzpatrick, who made his first start at quarterback since Week 2 against the New England Patriots, had a 145.8 passer rating (highest possible is 158.3) in the first half to help the Dolphins take a 14-9 lead into halftime. In the second half, Fitzpatrick became the 46th player in NFL history to reach 30,000 career passing yards.

The Dolphins had a chance to extend their 14-9 lead after taking the second-half kickoff and driving to the Buffalo 2-yard line.

That's when the game turned.

On first-and-goal, former Dolphins defensive tackle Jordan Phillips ran through a hole at the line and dropped Fitzpatrick for a 10-yard loss before Fitzpatrick had a chance to make a handoff.

On second-and-goal, White stepped in front of the intended receiver to pick off Fitzpatrick near the sideline at the 2.

The second costly turnover came with the Dolphins trailing 17-14 and on a first-and-10 from their 22. Fitzpatrick hit Preston Williams with a pass in the middle of the field, but White punched the ball out and Jerry Hughes recovered the loose ball and returned it the Dolphins 16-yard line.

Three plays later, quarterback Josh Allen threw a 3-yard touchdown pass to Cole Beasley to make it 24-14 after the extra point.

Allen ended the game with two touchdown passes, included a 20-yard throw to John Brown that capped a 98-yard drive that gave Buffalo the lead after White's interception. Allen ran in for the two-point conversion after that score.

SCORING DRIVES

TEAM	QTR	TIME	PLAY (EXTRA POINT) (DRIVE INFO)	MIA	BUF
Bills	1	10:54	S.Hauschka 39 yd. Field Goal (10-54, 4:06)	0	3
Bills	1	3:48	S.Hauschka 43 yd. Field Goal (7-45, 3:16)	0	6
Dolphins	2	14:49	K.Ballage 3 yd. run (J.Sanders kick) (8-75, 3:59)	7	6
Bills	2	10:06	S.Hauschka 45 yd. Field Goal (9-49, 4:43)	7	9
Dolphins	2	5:51	D.Parker 12 yd. pass from R.Fitzpatrick (J.Sanders kick) (7-75, 4:15)	14	9
Bills	4	13:50	J.Brown 20 yd. pass from J.Allen (J.Allen run) (12-98, 6:11)	14	17
Bills	4	6:31	C.Beasley 3 yd. pass from J.Allen (S.Hauschka kick) (3-16, 1:26)	14	24
Dolphins	4	1:45	R.Fitzpatrick 11 yd. run (J.Sanders kick) (11-60, 2:14)	21	24
Bills	4	1:38	M.Hyde 45 yd. kickoff return (S.Hauschka kick) (0-0, 0:07)	21	31

GAME STATISTICS

RUSHING (Att-Yds-TD):

Miami: M. Walton 14-66, K. Drake 6-21, R. Fitzpatrick 6-13-1, K. Ballage 3-7-1, M. Haack 1-2.
Buffalo: F. Gore 11-55, J. Allen 4-32, D. Singletary 7-26, P. DiMarco 1-4.

PASSING (A-C-Y-TD-I):

Miami: R. Fitzpatrick 35-23-282-1-1.
Buffalo: J. Allen 26-16-202-2-0.

RECEIVING (Rec-Yds-TD):

Miami: P. Williams 6-82, D. Parker 5-55-1, M. Gesicki 4-41, A. Hums 3-53, K. Drake 3-37, A. Wilson 1-22, M. Walton 1-(-8).
Buffalo: J. Brown 5-83-1, C. Beasley 3-16-1, D. Knox 2-22, I. McKenzie 2-11, P. DiMarco 1-27, D. Williams 1-23, F. Gore 1-11, L. Smith 1-9.

SACKS (Sk-Yds):

Miami: V. Biegel 1-10, T. Charlton 1-4.
Buffalo: E. Oliver 1-10.

INTERCEPTIONS (Int-Yds):

Miami: None.
Buffalo: T. White 1-0.

FORCED FUMBLES:

Miami: None.
Buffalo: J. Phillips 1, T. White 1.

FUMBLE RECOVERIES (No-Yds):

Miami: None.
Buffalo: J. Hughes 1-11.

TEAM STATS	MIA	BUF
TOTAL FIRST DOWNS	24	17
By Rushing	8	5
By Passing	13	10
By Penalty	3	2
THIRD DOWN EFFICIENCY	7-13-54%	3-10-30%
FOURTH DOWN EFFICIENCY	2-2-100%	0-0-0%
TOTAL NET YARDS	381	305
Total Offensive Plays	66	51
Average gain per offensive play	5.8	6.0
NET YARDS RUSHING	109	117
Total Rushing Plays	30	23
Average gain per rushing play	3.6	5.1
NET YARDS PASSING	272	188
Sacks-Yards	1-10	2-14
Gross yards passing	282	202
ATTEMPTS-COMPLETIONS-INTS	35-23-1	26-16-0
Avg. gain per pass play	7.6	6.7
PUNTS NUMBER AND AVG.	4-49.0	3-42.3
Net Punting Average	38.5	36.0
TOTAL RETURN YARDAGE	19	22
No. and Yards Punt Returns	1-19	3-22
No. and Yards Kickoff Returns	1-12	1-45
No. and Yards Int. Returns	0-0	1-0
PENALTIES Number and Yards	6-55	9-83
FUMBLES Number and Lost	3-1	0-0
RED ZONE EFFICIENCY	3-4-75%	1-2-50%
GOAL TO GO EFFICIENCY	0-1-0%	1-1-100%
TIME OF POSSESSION	33:31	26:29



2019 GAME RECAPS

WEEK 8

OCT. 28, 2019 | PITTSBURGH, PA.
HEINZ FIELD
ATTENDANCE: 59,244 | TV: ESPN

MIAMI 14

PITTSBURGH 27

The Dolphins got off to a tremendous start on Monday Night Football, but they couldn't close things out against the Pittsburgh Steelers at Heinz Field.

Ryan Fitzpatrick threw first-quarter touchdown passes to give the Dolphins a 14-0 lead, but Pittsburgh came back to score the final 27 points to win 27-14.

Fitzpatrick's touchdown passes went to wide receivers Albert Wilson and Allen Hurns.

Quarterback Mason Rudolph threw two touchdown passes, including a game-turning 45-yard throw to Dontae Johnson late in the first half, and James Conner had a touchdown run. Kicker Chris Boswell added a pair of field goals.

Cornerback Xavier Howard returned to the lineup for the Dolphins, though he left the game in the third quarter with a knee injury. He did come up with his first interception of the season in the first quarter.

Taco Charlton and Sam Eguavoen each had a sack for the defense, which started off strongly but faded in the second half.

Thanks to Fitzpatrick's TD passes, the Dolphins moved out to their largest lead of the season at 14-0.

The strong first-half showing began with Howard's pick of Rudolph after defensive lineman John Jenkins, who was a major factor early on, pushed center Maurkice Pouncey back into his quarterback.

After a nifty 17-yard completion to Jakeem Grant, Fitzpatrick hit Wilson on a crossing pattern and Wilson raced to the end zone for a 5-yard touchdown to give the Dolphins the early lead.

The Dolphins' second score came after the defense held when Pittsburgh went for it on fourth-and-6 from the Miami 37, Rudolph's pass falling incomplete.

Fitzpatrick completed a 15-yard pass to DeVante Parker soon after to convert a third-and-14, keeping alive a drive that ended with his 12-yard touchdown pass to Allen Hurns when Hurns willed his way into the end zone.

Charlton's third-down sack ended Pittsburgh's ensuing drive.

Pittsburgh cut into the Dolphins' lead with a 42-yard field goal by Boswell that ended a drive that featured a 34-yard completion to JuJu Smith-Schuster.

SCORING SUMMARY

	1	2	3	4	F
Miami	14	0	0	0	14
Pittsburgh	0	10	7	0	27

SCORING DRIVES

TEAM	QTR	TIME	PLAY (EXTRA POINT) (DRIVE INFO)	MIA	PIT
Dolphins	1	10:55	A.Wilson 5 yd. pass from R.Fitzpatrick (J.Sanders kick) (4-26, 2:00)	7	0
Dolphins	1	1:34	A.Hurns 12 yd. pass from R.Fitzpatrick (J.Sanders kick) (11-63, 6:00)	14	0
Steelers	2	2:45	C.Boswell 42 yd. Field Goal (12-70, 6:20)	14	3
Steelers	2	0:17	D.Johnson 45 yd. pass from M.Rudolph (C.Boswell kick) (6-50, 0:56)	14	10
Steelers	3	3:16	J.Smith-Schuster 26 yd. pass from M.Rudolph (C.Boswell kick) (12-97, 7:47)	14	17
Steelers	4	12:01	J.Conner 9 yd. run (C.Boswell kick) (5-53, 3:17)	14	24
Steelers	4	5:32	C.Boswell 41 yd. Field Goal (4-1, 1:41)	14	27

GAME STATISTICS

RUSHING (Att-Yds-TD):

Miami: M. Walton 11-35, R. Fitzpatrick 5-17, K. Ballage 3-8.
Pittsburgh: J. Conner 23-145-1, B. Snell 5-13, T. Edmunds 1-0.

PASSING (A-C-Y-TD-I):

Miami: R. Fitzpatrick 34-21-190-2-2.
Pittsburgh: M. Rudolph 36-20-251-2-1.

RECEIVING (Rec-Yds-TD):

Miami: D. Parker 6-59, P. Williams 4-42, M. Walton 3-19, J. Grant 2-32, M. Gesicki 2-10, A. Hurns 1-12-1, K. Ballage 1-11, A. Wilson 1-5-1, M. Dieter 1-0.
Pittsburgh: J. Smith-Schuster 5-103-1, D. Johnson 5-84-1, V. McDonald 3-19, J. Conner 3-5, R. Nix 2-4, J. Washington 1-21, N. Vannett 1-15.

SACKS (Sk-Yds):

Miami: T. Charlton 1-13, S. Eguavoen 1-2.
Pittsburgh: T. Watt 2-16, C. Heyward 1-4, B. Dupree 1-0.

INTERCEPTIONS (Int-Yds):

Miami: X. Howard 1-0.
Pittsburgh: M. Fitzpatrick 2-6.

FORCED FUMBLES:

Miami: T. Charlton 1.
Pittsburgh: T. Watt 2, M. Hilton 1.

FUMBLE RECOVERIES (No-Yds):

Miami: None.
Pittsburgh: T. Watt 1-0, S. Nelson 1-0.

TEAM STATS	MIA	PIT
TOTAL FIRST DOWNS	16	21
By Rushing	4	7
By Passing	11	12
By Penalty	1	2
THIRD DOWN EFFICIENCY	3-8-38%	6-13-46%
FOURTH DOWN EFFICIENCY	0-2-0%	0-1-0%
TOTAL NET YARDS	230	394
Total Offensive Plays	57	67
Average gain per offensive play	4.0	5.9
NET YARDS RUSHING	60	158
Total Rushing Plays	19	29
Average gain per rushing play	3.2	5.4
NET YARDS PASSING	170	236
Sacks-Yards	4-20	2-15
Gross yards passing	190	251
ATTEMPTS-COMPLETIONS-INTS	34-21-2	36-20-1
Avg. gain per pass play	4.5	6.2
PUNTS NUMBER AND AVG.	2-46.5	3-46.7
Net Punting Average	46.5	35.0
TOTAL RETURN YARDAGE	35	8
No. and Yards Punt Returns	3-35	1-2
No. and Yards Kickoff Returns	4-83	1-25
No. and Yards Int. Returns	1-0	2-6
PENALTIES Number and Yards	5-45	9-70
FUMBLES Number and Lost	3-2	1-0
RED ZONE EFFICIENCY	2-2-100%	1-2-50%
GOAL TO GO EFFICIENCY	1-1-100%	0-0-0%
TIME OF POSSESSION	24:42	35:18



2019 GAME RECAPS

WEEK 9

NOV. 3, 2019 | MIAMI GARDENS, FLA.
HARD ROCK STADIUM
ATTENDANCE: 59,229 | TV: CBS

N.Y. JETS 18

MIAMI 26

SCORING SUMMARY

	1	2	3	4	F
N.Y. Jets	7	5	3	3	18
Miami	0	21	3	2	26

SCORING DRIVES

TEAM	QTR	TIME	PLAY (EXTRA POINT) (DRIVE INFO)	NYJ	MIA
Jets	1	9:37	J.Crowder 12 yd. pass from S.Darnold (S.Ficken kick) (11-75, 5:23)	7	0
Dolphins	2	14:48	P.Williams 12 yd. pass from R.Fitzpatrick (J.Sanders kick) (12-84, 2:17)	7	7
Dolphins	2	6:14	D.Parker 17 yd. pass from R.Fitzpatrick (J.Sanders kick) (12-84, 5:16)	7	14
Dolphins	2	1:51	P.Williams 5 yd. pass from R.Fitzpatrick (J.Sanders kick) (7-56, 2:46)	7	21
Jets	2	0:47	R.Fitzpatrick tackled in end zone by J.Burgess for a Safety	9	21
Jets	2	0:02	S.Ficken 52 yd. Field Goal (4-16, 0:45)	12	21
Jets	3	6:46	S.Ficken 40 yd. Field Goal (9-39, 4:56)	15	21
Dolphins	3	1:00	J.Sanders 26 yd. Field Goal (11-68, 5:46)	15	24
Dolphins	4	6:29	J.Harrison fumble out of bounds in end zone for a Safety	15	26
Jets	4	0:15	S. Ficken 29 yd. Field Goal (14-81, 2:35)	18	26

After having chances to win the previous three weeks, the Dolphins made the plays down the stretch Sunday to defeat the New York Jets for their first victory of the season.

Ryan Fitzpatrick had three touchdown passes, all in the second quarter, and Jason Sanders kicked a 26-yard field goal to give the Dolphins a 26-18 victory at Hard Rock Stadium.

It was the first time since 2015 that a Dolphins quarterback had three touchdown passes in the first half of a game. Ryan Tannehill did it that year against the Houston Texans. Fitzpatrick finished the game 24-of-36 for 288 yards with three touchdowns and no interceptions and a passer rating of 118.8.

There were contributors everywhere for the Dolphins in this game.

Tight end Mike Gesicki had the best game of his career with six catches for 95 yards. Williams had five catches for 72 yards. The offensive line, using a sixth different starting combination this season, did a solid job providing protection for Fitzpatrick.

The Dolphins defense came up with some big plays, particularly in the fourth quarter.

Rookie first-round pick Christian Wilkins, who earlier had his first career sack, dropped running back Le'Veon Bell for a 5-yard loss on a running play. That was followed by Nik Needham getting to quarterback Sam Darnold on a cornerback blitz for a 7-yard sack.

The Dolphins got a safety with 6:29 when an errant shotgun snap got by Darnold and into the end zone before defensive end Taco Charlton knocked it through the back of the end zone when he tried to fall on the ball.

Davon Godchaux and Charlton split a sack on the Jets' final drive.

Cornerback Jomal Wiltz came up with a huge interception at the Dolphins 1-yard line, setting the stage for a wild finish to the first half.

The Jets opened the game with a 75-yard touchdown drive capped by Darnold's 12-yard pass to Crowder.

After Wilkins' sack on third down, Ficken missed a 49-yard field goal attempt and the Dolphins took over at their 39.

The Dolphins tied the game with a 61-yard drive that pretty much was all Williams, who caught passes of 17 and 26 yards before he scored a 12-yard touchdown.

GAME STATISTICS

RUSHING (Att-Yds-TD):

N.Y. Jets: L. Bell 17-66, B. Powell 2-16, S. Darnold 2-1.
Miami: M. Walton 12-29, K. Ballage 7-19, R. Fitzpatrick 5-2.

PASSING (A-C-Y-TD-I):

N.Y. Jets: S. Darnold 39-27-260-1-1.
Miami: R. Fitzpatrick 36-24-288-3-0.

RECEIVING (Rec-Yds-TD):

N.Y. Jets: J. Crowder 8-83-1, L. Bell 8-55, R. Griffen 6-50, Ro. Anderson 2-33, D. Thomas 2-19, V. Smith 1-20.
Miami: M. Gesicki 6-95, P. Williams 5-72-1, D. Parker 4-57-1, J. Grant 3-33, M. Walton 3-12, A. Hurns 2-16, A. Wilson 1-3.

SACKS (Sk-Yds):

N.Y. Jets: Q. Williams 1-7, B. Copeland 1-5, J. Jenkins 1-5, J. Adams 1-5.
Miami: C. Wilkins 1-9, N. Needham 1-7, D. Godchaux 1-6.

INTERCEPTIONS (Int-Yds):

N.Y. Jets: None.
Miami: J. Wiltz 1-0.

FORCED FUMBLES:

N.Y. Jets: None.
Miami: None.

FUMBLE RECOVERIES (No-Yds):

N.Y. Jets: None.
Miami: None.

TEAM STATS	NYJ	MIA
TOTAL FIRST DOWNS	17	22
By Rushing	3	3
By Passing	13	16
By Penalty	1	3
THIRD DOWN EFFICIENCY	5-14-36%	6-12-50%
FOURTH DOWN EFFICIENCY	2-2-100%	0-0-0%
TOTAL NET YARDS	321	316
Total Offensive Plays	63	64
Average gain per offensive play	5.1	4.9
NET YARDS RUSHING	83	50
Total Rushing Plays	21	24
Average gain per rushing play	4.0	2.1
NET YARDS PASSING	238	266
Sacks-Yards	3-22	4-22
Gross yards passing	260	288
ATTEMPTS-COMPLETIONS-INTS	39-27-1	36-24-0
Avg. gain per pass play	5.7	6.7
PUNTS NUMBER AND AVG.	4-44.0	4-41.5
Net Punting Average	39.3	41.5
TOTAL RETURN YARDAGE	0	19
No. and Yards Punt Returns	0-0	2-19
No. and Yards Kickoff Returns	2-103	4-50
No. and Yards Int. Returns	0-0	1-0
PENALTIES Number and Yards	10-105	6-51
FUMBLES Number and Lost	1-0	0-0
RED ZONE EFFICIENCY	1-3-33%	3-4-75%
GOAL TO GO EFFICIENCY	0-1-0%	1-2-50%
TIME OF POSSESSION	28:46	31:14



2019 GAME RECAPS

WEEK 10

NOV. 10, 2019 | INDIANAPOLIS, IND.
LUCAS OIL STADIUM
ATTENDANCE: 60,510 | TV: CBS

MIAMI 16	INDIANAPOLIS 12
----------	-----------------

SCORING SUMMARY					
	1	2	3	4	F
Miami	3	7	0	6	16
Indianapolis	0	0	6	6	12

The Dolphins rode a tremendous defensive effort to their second consecutive victory.

The defense came up with three interceptions and then stopped Indianapolis' late comeback attempt to produce a 16-12 victory at Lucas Oil Stadium on Sunday. The victory followed the Dolphins' victory against the New York Jets at Hard Rock Stadium.

The Dolphins clinched the victory when they stopped Indianapolis on downs after the Colts reached the Miami 15-yard line. After three incompletions, quarterback Brian Hoyer completed a pass to tight end Eric Ebron, but was tackled at the 8-yard line, 2 yards short of the first down.

Safeties Steven Parker and Bobby McCain and cornerback Nik Needham all came up with interceptions for the Dolphins, who got an 11-yard touchdown scramble by quarterback Ryan Fitzpatrick and three field goals by Jason Sanders.

The Dolphins took a 13-12 lead with 5:45 left in the fourth quarter on Sanders' 48-yard field goal. The kick capped a 12-play drive that featured a 21-yard completion from Fitzpatrick to Parker.

It ended a run of 12 consecutive points for the Colts, who took the lead for the first time on the previous drive on a 1-yard touchdown pass from Hoyer to tight end Jack Doyle. Veteran kicker Adam Vinatieri missed the extra-point attempt, however, leaving Indy only up by two, 12-10.

The Dolphins increased the lead to 16-12 after their third interception of the game, the one by Needham.

It set up Sanders' second 48-yard field goal in a 3-minute span.

Along with the interceptions, linebacker Jerome Baker had a sack, and Charles Harris had an impressive tackle for loss.

The Dolphins' effort on defense began the first time that group was on the field, as Parker came up with a spectacular interception in the end zone.

On a second-and-goal from the 9, Hoyer appeared to connect with Ebron, but Parker stole the ball away from him as both players were falling to the ground.

The initial ruling was an interception and the call stood after review.

The Dolphins then drove 51 yards to take a 3-0 lead on Sanders' 47-yard field goal. The big play in the drive was a 19-yard completion from Fitzpatrick to Parker.

SCORING DRIVES					
TEAM	QTR	TIME	PLAY (EXTRA POINT) (DRIVE INFO)	MIA	IND
Dolphins	1	6:44	J.Sanders 47 yd. Field Goal (8-51, 3:45)	3	0
Dolphins	2	1:52	R.Fitzpatrick 11 yd. run (J.Sanders kick) (3-12, 1:34)	10	0
Colts	3	7:50	A.Vinatieri 25 yd. Field Goal (10-56, 4:24)	10	3
Colts	3	0:38	A.Vinatieri 39 yd. Field Goal (10-28, 5:03)	10	6
Colts	4	11:30	J.Doyle 1 yd. pass from B.Hoyer (kick failed, wl) (7-34, 3:24)	10	12
Dolphins	4	5:45	J.Sanders 48 yd. Field Goal (12-45, 5:45)	13	12
Dolphins	4	3:31	J.Sanders 48 yd. Field Goal (4-5, 2:06)	16	12

GAME STATISTICS

RUSHING (Att-Yds-TD):

Miami: K. Ballage 20-43, R. Fitzpatrick 4-23-1, P. Laird 2-4.
Indianapolis: M. Mack 19-74, J. Wilkins 3-20, N. Hines 3-14, J. Williams 2-1, B. Hoyer 2-0.

PASSING (A-C-Y-TD-I):

Miami: R. Fitzpatrick 33-21-169-0-1.
Indianapolis: B. Hoyer 39-18-204-1-3.

RECEIVING (Rec-Yds-TD):

Miami: D. Parker 5-69, K. Ballage 4-2, M. Gesicki 3-28, A. Hurns 2-32, P. Laird 2-15, J. Grant 2-15, C. Walford 1-8, A. Wilson 1-0, M. Gaskin 1-0.
Indianapolis: E. Ebron 5-56, N. Hines 4-30, J. Doyle 3-44-1, C. Rogers 2-31, Z. Pascal 2-26, M. Johnson 1-9, M. Mack 1-8.

SACKS (Sk-Yds):

Miami: J. Baker 1-13.
Indianapolis: J. Houston 1-6, D. Leonard 1-4, J. Sheard 1-0.

INTERCEPTIONS (Int-Yds):

Miami: B. McCain 1-32, S. Parker 1-0, N. Needham 1-0.
Indianapolis: D. Leonard 1-1.

FORCED FUMBLES:

Miami: J. Baker 1.
Indianapolis: D. Leonard 1.

FUMBLE RECOVERIES (No-Yds):

Miami: None.
Indianapolis: K. Moore II 1-1.

TEAM STATS	MIA	IND
TOTAL FIRST DOWNS	13	19
By Rushing	1	7
By Passing	11	12
By Penalty	1	0
THIRD DOWN EFFICIENCY	6-16-38%	5-13-38%
FOURTH DOWN EFFICIENCY	1-2-50%	0-2-0%
TOTAL NET YARDS	229	300
Total Offensive Plays	62	69
Average gain per offensive play	3.7	4.3
NET YARDS RUSHING	70	109
Total Rushing Plays	26	29
Average gain per rushing play	2.7	3.8
NET YARDS PASSING	159	191
Sacks-Yards	3-10	1-13
Gross yards passing	169	204
ATTEMPTS-COMPLETIONS-INTS	33-21-1	39-18-3
Avg. gain per pass play	4.4	4.8
PUNTS NUMBER AND AVG.	5-45.4	4-43.0
Net Punting Average	33.8	39.0
TOTAL RETURN YARDAGE	48	39
No. and Yards Punt Returns	2-16	3-38
No. and Yards Kickoff Returns	0-0	0-0
No. and Yards Int. Returns	3-32	1-1
PENALTIES Number and Yards	4-30	3-25
FUMBLES Number and Lost	1-1	1-0
RED ZONE EFFICIENCY	1-2-50%	1-5-20%
GOAL TO GO EFFICIENCY	0-1-0%	1-3-33%
TIME OF POSSESSION	31:28	28:32



2019 GAME RECAPS

WEEK 11

NOV. 17, 2019 | MIAMI GARDENS, FLA.
HARD ROCK STADIUM
ATTENDANCE: 64,187 | TV: CBS

BUFFALO 37		MIAMI 20				
	1	2	3	4	F	
Buffalo	6	17	7	7	37	
Miami	0	14	0	6	20	

Wide receiver Jakeem Grant had a memorable performance Sunday, but it wasn't enough to help the Dolphins defeat the Buffalo Bills.

Grant returned a kickoff return for a touchdown in his second career two-touchdown game in the 37-20 loss at Hard Rock Stadium.

Grant set a Dolphins record with his fourth career kick return for a touchdown, taking a kickoff back 101 yards in the second quarter. Grant has two kickoff and two punt returns for touchdowns in his career.

He also became the fourth player in NFL history with at least two punt returns for touchdowns of 70 or more yards and two kickoff returns of 100-plus yards in his first four seasons.

Grant's second touchdown was a 7-yard run in the fourth quarter after he took a handoff from running back Kalen Ballage, who was the quarterback in the Wildcat formation. Later in the fourth quarter, Grant had a 50-yard kickoff return.

Ballage scored his third touchdown of the season with a 3-yard run as part of a wild second quarter to complete the Dolphins scoring. Buffalo outscored the Dolphins 17-14 in that quarter to take a 23-14 lead into halftime.

Wide receiver DeVante Parker became the first Dolphins player this season to reach 100 receiving yards, finishing with a career-high 135 yards on seven receptions. His game was highlighted by catches of 50 and 45 yards.

Buffalo quarterback Josh Allen threw three touchdown passes, including two to Homestead High product John Brown, and ran for another. Kicker Stephen Hauschka made three field goals.

The Dolphins fought back after falling behind 16-0, thanks to a couple of big plays.

The first was Ryan Fitzpatrick's 50-yard completion to Parker to the Buffalo 12-yard line to set up Ballage's touchdown run.

Kicker Jason Sanders then perfectly executed an onside kick to give the Dolphins the ball again, but on first-and-10 from the Miami 47, Allen Hurns mis-handled a perfectly thrown pass by Fitzpatrick and Buffalo recovered the fumble after challenging an initial ruling of incomplete pass.

Buffalo then drove 75 yards to increase its lead to 23-7 on Allen's 23-yard touchdown pass to tight end Dawson Knox before Grant answered with his record-setting touchdown.

Buffalo increased its lead to 30-14 in the third quarter when Allen scored on a 7-yard scramble to the corner of the end zone.

SCORING SUMMARY

	1	2	3	4	F
Buffalo	6	17	7	7	37
Miami	0	14	0	6	20

SCORING DRIVES

TEAM	QTR	TIME	PLAY (EXTRA POINT) (DRIVE INFO)	BUF	MIA
Bills	1	12:04	S.Hauschka 51 yd. Field Goal (7-42, 2:56)	3	0
Bills	1	4:29	S.Hauschka 34 yd. Field Goal (11-27, 5:17)	6	0
Bills	2	13:09	J.Brown 40 yd. pass from Jos.Allen (S.Hauschka kick) (5-81, 2:12)	13	0
Bills	2	7:41	S.Hauschka 21 yd. Field Goal (7-62, 3:21)	16	0
Dolphins	2	3:39	K.Ballage 3 yd. run (J.Sanders kick) (5-68, 1:57)	16	7
Bills	2	1:23	D.Knox 23 yd. pass from Jos.Allen (S.Hauschka kick) (6-75, 2:10)	23	7
Dolphins	2	1:09	J.Grant 101 yd. kickoff return (J.Sanders kick) (0-0, 0:14)	23	14
Bills	3	6:55	Jos.Allen 8 yd. run (S.Hauschka kick) (9-53, 4:53)	30	14
Dolphins	4	14:35	J.Grant 7 yd. run (pass failed) (7-65, 3:46)	30	20
Bills	4	10:38	J.Brown 9 yd. pass from Jos.Allen (S.Hauschka kick) (8-62, 3:57)	37	20

GAME STATISTICS

RUSHING (Att-Yds-TD):

Buffalo: D. Singletary 15-75, Jos. Allen 7-56-1, F. Gore 11-27, I. McKenzie 1-10.

Miami: K. Ballage 9-9-1, P. Laird 1-7, J. Grant 1-7, M. Gaskin 1-0, R. Fitzpatrick 1-0.

PASSING (A-C-Y-TD-I):

Buffalo: Jos. Allen 33-21-256-3-0.

Miami: R. Fitzpatrick 45-32-323-0-0.

RECEIVING (Rec-Yds-TD):

Buffalo: J. Brown 9-137-2, C. Beasley 4-38, I. McKenzie 3-21, D. Knox 2-32-1, F. Gore 1-18, T. Kroft 1-6, D. Singletary 1-4.

Miami: D. Parker 7-135, P. Laird 6-51, K. Ballage 5-8, A. Hurns 4-53, M. Gesicki 4-18, J. Grant 3-32, A. Wilson 3-26.

SACKS (Sk-Yds):

Buffalo: S. Lawson 1-8, J. Hughes 1-7, J. Phillips 1-7, C. Liuget 1-6, E. Oliver 1-5, S. Lotulelei 1-3, T. Edmunds 0.5-3.5, M. Milano 0.5-3.5.

Miami: None.

INTERCEPTIONS (Int-Yds):

Buffalo: None.

Miami: None.

FORCED FUMBLES:

Buffalo: None.

Miami: A. Moss 1, N. Needham 1.

FUMBLE RECOVERIES (No-Yds):

Buffalo: J. Poyer 1-0.

Miami: None.

TEAM STATS	BUF	MIA
TOTAL FIRST DOWNS	22	19
By Rushing	9	3
By Passing	12	13
By Penalty	1	3
THIRD DOWN EFFICIENCY	5-14-36%	4-14-29%
FOURTH DOWN EFFICIENCY	1-1-100%	1-4-25%
TOTAL NET YARDS	424	303
Total Offensive Plays	67	65
Average gain per offensive play	6.3	4.7
NET YARDS RUSHING	168	23
Total Rushing Plays	34	13
Average gain per rushing play	4.9	1.8
NET YARDS PASSING	256	280
Sacks-Yards	0-0	7-43
Gross yards passing	256	323
ATTEMPTS-COMPLETIONS-INTS	33-21-0	45-32-0
Avg. gain per pass play	7.8	5.4
PUNTS NUMBER AND AVG.	5-43.6	6-43.7
Net Punting Average	43.6	40.2
TOTAL RETURN YARDAGE	21	0
No. and Yards Punt Returns	3-21	0-0
No. and Yards Kickoff Returns	1-44	5-198
No. and Yards Int. Returns	0-0	0-0
PENALTIES Number and Yards	5-50	6-44
FUMBLES Number and Lost	2-0	1-1
RED ZONE EFFICIENCY	2-4-50%	2-3-67%
GOAL TO GO EFFICIENCY	1-2-50%	0-0-0%
TIME OF POSSESSION	30:09	29:51



2019 GAME RECAPS

WEEK 12

NOV. 24, 2019 | CLEVELAND, OHIO
FIRSTENERGY STADIUM
ATTENDANCE: 67,431 | TV: FOX

MIAMI 24	CLEVELAND 41
----------	--------------

The Dolphins broke through in a couple of ways Sunday against the Cleveland Browns, though it did not help produce a victory at FirstEnergy Stadium.

The Dolphins scored their first two third-quarter touchdowns of the season, including the first touchdown of tight end Mike Gesicki's NFL career, in their 41-24 loss.

It was a valiant comeback effort by the Dolphins, who trailed 28-0 until the final play of the first half.

On his 37th birthday, Ryan Fitzpatrick threw two touchdown passes and ran for another score for the Dolphins. His second touchdown, a 19-yard hook-up with Allen Hurns in the final minute, was the 200th of his career.

Jason Sanders kicked a 36-yard field goal and two extra points to account for the rest of the Dolphins' scoring.

Penalties hurt the Dolphins, particularly on defense. After being penalized six or fewer times the previous nine games, they were penalized eight times for a season-high 94 yards.

Baker Mayfield threw three touchdown passes for Cleveland, including two to former Dolphins wide receiver Jarvis Landry. The other went to Odell Beckham Jr. and Kareem Hunt and Nick Chubb had touchdown runs.

The Dolphins' first third-quarter touchdown of the season came after cornerback Ryan Lewis intercepted a Mayfield pass that was thrown behind Beckham, who tipped it up in the air.

The touchdown drive was kept alive by two third-down conversions, one on a 3-yard run by Kalen Ballage out of the Wildcat formation and the other on a 22-yard completion to DeVante Parker. It was capped by Fitzpatrick's 11-yard TD pass to Gesicki.

After a missed field goal attempt by Cleveland, the Dolphins marched 64 yards for their second touchdown, that one coming on Fitzpatrick's 8-yard scramble on third-and-goal.

Cleveland answered with two fourth-quarter field goals to make it 34-17, while the Dolphins offense couldn't produce any more points until that late TD pass to Hurns.

SCORING SUMMARY					
	1	2	3	4	F
Miami	0	3	14	7	24
Cleveland	14	14	0	13	41

SCORING DRIVES						
TEAM	QTR	TIME	PLAY (EXTRA POINT) (DRIVE INFO)	MIA	CLE	
Browns	1	9:59	J.Landry 7 yd. pass from B.Mayfield (A.Seibert kick) (8-75, 5:01)	0	7	
Browns	1	1:51	O.Beckham 35 yd. pass from B.Mayfield (A.Seibert kick) (5-60, 2:54)	0	14	
Browns	2	10:31	J.Landry 5 yd. pass from B.Mayfield (A.Seibert kick) (6-44, 3:39)	0	21	
Browns	2	1:01	K.Hunt 6 yd. run (A.Seibert kick) (9-73, 4:45)	0	28	
Dolphins	2	0:00	J.Sanders 36 yd. Field Goal (9-63, 1:01)	3	28	
Dolphins	3	9:37	M.Gesicki 11 yd. pass from R.Fitzpatrick (J.Sanders kick) (7-46, 2:57)	10	28	
Dolphins	3	0:04	R.Fitzpatrick 8 yd. run (J.Sanders kick) (11-64, 4:00)	17	28	
Browns	4	11:21	A.Seibert 40 yd. Field Goal (10-64, 3:43)	17	31	
Browns	4	6:51	A.Seibert 26 yd. Field Goal (8-67, 2:57)	17	34	
Browns	4	3:26	N.Chubb 5 yd. run (A.Seibert kick) (4-38, 2:22)	17	41	
Dolphins	4	0:39	A.Hurns 19 yd. pass from R.Fitzpatrick (J.Sanders kick) (7-78, 2:47)	24	41	

GAME STATISTICS

RUSHING (Att-Yds-TD):			TEAM STATS		MIA	CLE
Miami: R. Fitzpatrick 5-45-1, P. Laird 3-20, K. Ballage 7-13, M. Gaskin 4-10, A. Wilson 1-4.			TOTAL FIRST DOWNS		22	30
Cleveland: N. Chubb 21-106-1, K. Hunt 8-37-1, B. Mayfield 2-5, G. Gilbert 1-(-1).			By Rushing		5	9
			By Passing		14	15
			By Penalty		3	6
PASSING (A-C-Y-TD-I):			THIRD DOWN EFFICIENCY		6-14-43%	4-8-50%
Miami: R. Fitzpatrick 39-21-214-2-2.			FOURTH DOWN EFFICIENCY		0-1-0%	0-0-0%
Cleveland: B. Mayfield 34-24-327-3-1.			TOTAL NET YARDS		284	467
RECEIVING (Rec-Yds-TD):			Total Offensive Plays		63	67
Miami: D. Parker 6-91, A. Wilson 6-33, A. Hurns 4-42-1, M. Gesicki 3-28-1, K. Ballage 1-13, M. Gaskin 1-7.			Average gain per offensive play		4.5	7.0
Cleveland: J. Landry 10-148-2, O. Beckham 6-84-1, N. Chubb 3-58, D. Harris 2-20, K. Hunt 2-9, S. Carlson 1-8.			NET YARDS RUSHING		92	147
			Total Rushing Plays		20	32
			Average gain per rushing play		4.6	4.6
SACKS (Sk-Yds):			NET YARDS PASSING		192	320
Miami: D. Godchaux 0.5-3.5, C. Harris 0.5-3.5.			Sacks-Yards		4-22	1-7
Cleveland: S. Richardson 2-9, P. Gustin 1-10, T. Carrie 1-3.			Gross yards passing		214	327
INTERCEPTIONS (Int-Yds):			ATTEMPTS-COMPLETIONS-INTS		39-21-2	34-24-1
Miami: R. Lewis 1-3.			Avg. gain per pass play		4.5	9.1
Cleveland: J. Schobert 2-4.			PUNTS NUMBER AND AVG.		4-44.5	1-37.0
FORCED FUMBLES:			Net Punting Average		42.0	37.0
Miami: None.			TOTAL RETURN YARDAGE		3	14
Cleveland: S. Richardson 1.			No. and Yards Punt Returns		1-0	3-10
FUMBLE RECOVERIES (No-Yds):			No. and Yards Kickoff Returns		4-82	2-20
Miami: None.			No. and Yards Int. Returns		1-3	2-4
Cleveland: None.			PENALTIES Number and Yards		8-94	7-70
			FUMBLES Number and Lost		1-0	2-0
			RED ZONE EFFICIENCY		3-4-75%	4-5-80%
			GOAL TO GO EFFICIENCY		1-1-100%	3-3-100%
			TIME OF POSSESSION		23:54	36:06



2019 GAME RECAPS

WEEK 13

DEC. 1, 2019 | MIAMI GARDENS, FLA.
HARD ROCK STADIUM
ATTENDANCE: 65,545 | TV: FOX

PHILADELPHIA 31

MIAMI 37

SCORING SUMMARY

	1	2	3	4	F
Philadelphia	10	11	7	3	31
Miami	7	7	12	11	37

SCORING DRIVES

TEAM	QTR	TIME	PLAY (EXTRA POINT) (DRIVE INFO)	PHI	MIA
Eagles	1	13:54	M.Sanders 15 yd. pass from C.Wentz (J.Elliott kick) (3-18, 0:56)	7	0
Eagles	1	10:10	J.Elliott 48 yd. Field Goal (6-18, 1:10)	10	0
Dolphins	1	3:05	D.Parker 43 yd. pass from R.Fitzpatrick (J.Sanders kick) (6-84, 2:40)	10	7
Eagles	2	11:09	J.Elliott 43 yd. Field Goal (12-50, 6:56)	13	7
Dolphins	2	4:40	J.Sanders 1 yd. pass from M.Haack (J.Sanders kick) (13-75, 6:29)	13	14
Eagles	2	0:06	J.Arcega-Whiteside 15 yd. pass from C.Wentz (C.Wentz-N.Agholor pass) (12-75, 4:34)	21	14
Eagles	3	11:44	A.Jeffery 10 yd. pass from C.Wentz (J.Elliott kick) (7-47, 3:16)	28	14
Dolphins	3	8:45	D.Parker 17 yd. pass from R.Fitzpatrick (kick failed, wn) (6-75, 2:59)	28	20
Dolphins	3	1:10	M.Gesicki 14 yd. pass from R.Fitzpatrick (pass failed) (6-61, 3:24)	28	26
Dolphins	4	11:06	P.Laird 4 yd. run (R.Fitzpatrick-P.Laird pass) (9-96, 3:36)	28	34
Dolphins	4	3:37	J.Sanders 51 yd. Field Goal (13-50, 5:53)	28	37
Eagles	4	1:51	J.Elliott 37 yd. Field Goal (7-56, 1:46)	31	37

The Dolphins used some great individual performances and one play for the ages to come up with their third victory of the season Sunday.

The Dolphins scored 23 consecutive points in the second half to overcome a 28-14 deficit and defeat the Philadelphia Eagles 37-31 at Hard Rock Stadium.

Quarterback Ryan Fitzpatrick passed for a season-high 365 yards and three touchdowns, DeVante Parker set a career high with 159 receiving yards and Mike Gesicki had another big performance in a victory highlighted by one of the greatest trick plays in Dolphins history.

Punter Matt Haack threw a 1-yard touchdown pass to kicker Jason Sanders on a fourth-and-goal after taking a snap in shotgun formation as the only player in the pocket behind center Daniel Kilgore, as four players lined up far to the right and five were lined up wide to the left.

After taking the snap, Haack started running to his left, while Sanders snuck behind Eagles defenders from left to right. With Eagles players closing in on him, Haack pitched the ball to Sanders, who caught it while kneeling and then fell over backward.

The play, one of the most creative in Dolphins history, made Sanders the first NFL kicker in the NFL to catch a touchdown pass since 1977 when Jim Turner had a 25-yard reception for the Denver Broncos.

The Dolphins took the lead for good on Patrick Laird's 4-yard run in the fourth quarter, after which he caught a two-point conversion attempt pass to make it 34-28.

Sanders' 51-yard field goal with 3:37 left gave the Dolphins a nine-point cushion that all but clinched the victory for the Dolphins.

Eagles kicker Jake Elliott made his third field goal of the game with 1:51 left in regulation, but Dolphins returner Marcus Sherels recovered the ensuing onside kick, and Chris Lammons intercepted Carson Wentz's Hail Mary in the end zone on the final play.

Two of Fitzpatrick's touchdown passes went to Parker, the first one a magnificent 43-yard play in the first quarter.

Parker's score came on a fourth-and-4 when he out-jumped Eagles cornerback Ronald Darby to come down with a high Fitzpatrick pass down the left sideline, and then managed to keep his feet in bounds for the final 20 yards to the end zone.

The two huge plays — the Parker and Sanders touchdowns — gave the Dolphins their points in the first half, after which they trailed 21-14.

GAME STATISTICS

RUSHING (Att-Yds-TD):

Philadelphia: M. Sanders 17-83, J. Ajayi 2-9.

Miami: A. Wilson 2-31, M. Gaskin 2-20, P. Laird 10-5-1, R. Fitzpatrick 3-2, K. Ballage 3-0.

PASSING (A-C-Y-TD-I):

Philadelphia: C. Wentz 46-28-310-3-1.

Miami: R. Fitzpatrick 39-27-365-3-1, M. Haack 1-1-1-1-0.

RECEIVING (Rec-Yds-TD):

Philadelphia: A. Jeffery 9-137-1, D. Goedert 6-66, M. Sanders 5-22-1, N. Agholor 3-41, Z. Ertz 3-24, J. Arcega-Whiteside 1-15-1, G. Ward 1-5.

Miami: D. Parker 7-159-2, M. Gesicki 5-79-1, A. Wilson 5-32, P. Laird 4-43, A. Hurns 3-33, D. Smythe 2-13, M. Gaskin 1-6, J. Sanders 1-1-1.

SACKS (Sk-Yds):

Philadelphia: D. Barnett 1-6, V. Curry 1-3, F. Cox 0-5-3, J. Sweat 0-3-3.

Miami: S. Eguavoen 1-10, T. Charlton 1-6.

INTERCEPTIONS (Int-Yds):

Philadelphia: R. Darby 1-16.

Miami: C. Lammons 1-0.

FORCED FUMBLES:

Philadelphia: None.

Miami: T. Charlton 1.

FUMBLE RECOVERIES (No-Yds):

Philadelphia: None.

Miami: None.

TEAM STATS

	PHI	MIA
TOTAL FIRST DOWNS	23	26
By Rushing	3	3
By Passing	19	19
By Penalty	1	4
THIRD DOWN EFFICIENCY	7-14-50%	5-12-42%
FOURTH DOWN EFFICIENCY	0-0-0%	3-3-100%
TOTAL NET YARDS	386	409
Total Offensive Plays	67	63
Average gain per offensive play	5.8	6.5
NET YARDS RUSHING	92	58
Total Rushing Plays	19	20
Average gain per rushing play	4.8	2.9
NET YARDS PASSING	294	351
Sacks-Yards	2-16	3-15
Gross yards passing	310	366
ATTEMPTS-COMPLETIONS-INTS	46-28-1	40-28-1
Avg. gain per pass play	6.1	8.2
PUNTS NUMBER AND AVG.	3-42.7	3-32.0
Net Punting Average	42.7	32.0
TOTAL RETURN YARDAGE	16	0
No. and Yards Punt Returns	0-0	2-0
No. and Yards Kickoff Returns	0-0	1-6
No. and Yards Int. Returns	1-16	1-0
PENALTIES Number and Yards	10-91	7-59
FUMBLES Number and Lost	1-0	0-0
RED ZONE EFFICIENCY	3-4-75%	4-4-100%
GOAL TO GO EFFICIENCY	1-1-100%	2-2-100%
TIME OF POSSESSION	28:42	31:18



2019 GAME RECAPS

WEEK 14

DEC. 8, 2019 | EAST RUTHERFORD, N.J.
METLIFE STADIUM
ATTENDANCE: 78,523 | TV: CBS

MIAMI 21	N.Y. JETS 22
----------	--------------

Jason Sanders and Ryan Fitzpatrick both set franchise records Sunday in a last-second loss against the New York Jets.

Sam Ficken kicked a 44-yard field goal on the last play of regulation to give the Jets a 22-21 victory and end the Dolphins' four-game winning streak in the series.

The kick came after Sanders gave the Dolphins a 21-19 lead with his seventh field goal, a 37-yard kick that broke the previous mark of six set in 1999 by Olindo Mare against the New England Patriots.

Sanders also made field goals of 22, 25, 28, 31, 53 and 47 yards to account for all the Dolphins scoring.

Fitzpatrick, meanwhile, set a franchise single-game rushing record for quarterbacks with 65 yards on eight rushing attempts. The previous mark was 59 yards and belonged to Chad Henne, who did it in the 2011 Monday night season opener against New England.

Ficken's winning kick capped a 49-yard drive that included a key replay overturn of an incomplete pass. After rookie linebacker Andrew Van Ginkel recorded his first career sack to put the Jets in a third-and-17 from the Miami 45, cornerback Nik Needham broke up a pass intended for Vyncint Smith.

As the Jets lined up for their fourth-and-17, play was stopped for a review for possible defensive pass interference, and that was the final ruling, making it first-and-10 from the Dolphins 38.

Three plays later, Ficken gave the Jets the victory.

Perhaps the biggest factor in the loss for the Dolphins was the inability to convert in the red zone.

After coming in scoring touchdowns on 80 percent of their red-zone trips over the previous eight games, the Dolphins were 0-for-5 against the Jets.

After wide receivers DeVante Parker and Albert Wilson left the game with concussions, Isaiah Ford stepped up for the passing game. Ford came into the game with two career receptions before having six catches for 92 yards against the Jets.

The game-winning field goal represented the fifth lead change of the fourth quarter, as the teams traded five field goals.

SCORING SUMMARY

	1	2	3	4	F
Miami	3	6	3	9	21
N.Y. Jets	0	16	0	6	22

SCORING DRIVES

TEAM	QTR	TIME	PLAY (EXTRA POINT)	(DRIVE INFO)	MIA	NYJ
Dolphins	1	3:06	J.Sanders 22 yd.	Field Goal (16-92, 8:11)	3	0
Jets	2	13:45	Ro.Anderson 26 yd. pass from S.Darnold (kick failed, w/)	(10-74, 4:21)	3	6
Jets	2	11:01	S.Ficken 37 yd.	Field Goal (7-25, 2:36)	3	9
Dolphins	2	5:41	J.Sanders 25 yd.	Field Goal (10-67, 5:20)	6	9
Jets	2	1:55	D.Thomas 14 yd. pass from S.Darnold (S.Ficken kick)	(7-77, 3:46)	6	16
Dolphins	2	0:19	J.Sanders 28 yd.	Field Goal (8-65, 1:36)	9	16
Dolphins	3	10:43	J.Sanders 31 yd.	Field Goal (9-62, 4:17)	12	16
Dolphins	4	10:52	J.Sanders 53 yd.	Field Goal (8-45, 3:51)	15	16
Dolphins	4	6:59	J.Sanders 47 yd.	Field Goal (5-36, 2:18)	18	16
Jets	4	4:05	S.Ficken 42 yd.	Field Goal (9-51, 2:54)	18	19
Dolphins	4	1:33	J.Sanders 37 yd.	Field Goal (9-56, 2:32)	21	19
Jets	4	0:00	S.Ficken 44 yd.	Field Goal (7-49, 1:33)	21	22

GAME STATISTICS

RUSHING (Att-Yds-TD):

Miami: R. Fitzpatrick 8-65, P. Laird 15-48, M. Gaskin 4-5, C. Walford 0-4.

N.Y. Jets: B. Powell 19-74, T. Montgomery 9-31, Ro. Anderson 1-4, S. Darnold 3-3.

PASSING (A-C-Y-TD-I):

Miami: R. Fitzpatrick 37-21-245-0-1.

N.Y. Jets: S. Darnold 36-20-270-2-1.

RECEIVING (Rec-Yds-TD):

Miami: I. Ford 6-92, A. Hurns 5-68, P. Laird 4-38, D. Parker 2-28, M.

Gesicki 1-6, M. Gaskin 1-6, A. Wilson 1-5, D. Smythe 1-2.

N.Y. Jets: Ro. Anderson 7-116-1, J. Crowder 3-30, T. Montgomery

3-30, D. Thomas 2-28-1, B. Powell 2-14, V. Smith 1-37, R. Griffin

1-8, D. Brown 1-7.

SACKS (Sk-Yds):

Miami: A. Van Ginkel 1-8.

N.Y. Jets: J. Jenkins 2-5.

INTERCEPTIONS (Int-Yds):

Miami: S. Parker 1-35.

N.Y. Jets: N. Hairston 1-0.

FORCED FUMBLES:

Miami: E. Rowe 1.

N.Y. Jets: J. Burgess 1.

FUMBLE RECOVERIES (No-Yds):

Miami: None.

N.Y. Jets: None.

TEAM STATS

	MIA	NYJ
TOTAL FIRST DOWNS	22	22
By Rushing	4	4
By Passing	13	15
By Penalty	5	3
THIRD DOWN EFFICIENCY	4-13-31%	5-13-38%
FOURTH DOWN EFFICIENCY	0-0-0%	0-1-0%
TOTAL NET YARDS	362	374
Total Offensive Plays	66	69
Average gain per offensive play	5.5	5.4
NET YARDS RUSHING	122	112
Total Rushing Plays	27	32
Average gain per rushing play	4.5	3.5
NET YARDS PASSING	240	262
Sacks-Yards	2-5	1-8
Gross yards passing	245	270
ATTEMPTS-COMPLETIONS-INTS	37-21-1	36-20-1
Avg. gain per pass play	6.2	7.1
PUNTS NUMBER AND AVG.	1-45.0	3-41.7
Net Punting Average	33.0	32.7
TOTAL RETURN YARDAGE	42	12
No. and Yards Punt Returns	1-7	1-12
No. and Yards Kickoff Returns	1-13	4-90
No. and Yards Int. Returns	1-35	1-0
PENALTIES Number and Yards	5-48	5-88
FUMBLES Number and Lost	3-0	2-0
RED ZONE EFFICIENCY	0-6-0%	1-3-33%
GOAL TO GO EFFICIENCY	0-2-0%	0-0-0%
TIME OF POSSESSION	30:06	29:54



2019 GAME RECAPS

WEEK 15

DEC. 15, 2019 | EAST RUTHERFORD, N.J.
METLIFE STADIUM
ATTENDANCE: 72,894 | TV: CBS

MIAMI 20

N.Y. GIANTS 36

SCORING SUMMARY

	1	2	3	4	F
Miami	0	10	3	7	20
N.Y. Giants	0	7	16	13	36

SCORING DRIVES

TEAM	QTR	TIME	PLAY (EXTRA POINT) (DRIVE INFO)	MIA	NYG
Dolphins	2	9:03	D.Parker 20 yd. pass from R.Fitzpatrick (J.Sanders kick) (9-89, 5:44)	7	0
Giants	2	8:01	G.Tate 51 yd. pass from E.Manning (A.Rosas kick) (3-75, 1:02)	7	7
Dolphins	2	0:44	J.Sanders 24 yd. Field Goal (7-22, 0:36)	10	7
Giants	3	11:53	D.Slayton 5 yd. pass from E.Manning (A.Rosas kick) (6-70, 3:07)	10	14
Dolphins	3	8:44	J.Sanders 47 yd. Field Goal (5-22, 1:23)	13	14
Giants	3	6:20	P.Laird tackled in end zone by S.Beal for a Safety	13	16
Giants	3	5:17	S.Barkley 1 yd. run (A.Rosas kick) (3-40, 1:03)	13	23
Giants	4	14:54	S.Barkley 10 yd. run (A.Rosas kick) (8-66, 4:19)	13	30
Giants	4	4:41	J.Allen 1 yd. run (kick failed, wl) (5-44, 1:54)	13	36
Dolphins	4	1:54	D.Parker 29 yd. pass from R.Fitzpatrick (J.Sanders kick) (8-75, 2:47)	20	36

Behind the passing of quarterback Ryan Fitzpatrick and an opportunistic defense, the Dolphins put together a solid performance in the first half against the New York Giants at MetLife Stadium on Sunday.

But they couldn't sustain it and the Giants roared back for a 36-20 victory.

The Dolphins were outscored 29-10 in the second half after they took a 10-7 lead into halftime.

Ryan Fitzpatrick passed for 201 yards in that first half, including a 20-yard touchdown to DeVante Parker. The Dolphins had 234 total yards in that first half, their highest total since an October 2015 game against the Houston Texans.

Parker had himself another nice game, two days after signing a four-year contract extension. Parker finished with four catches for 72 yards, adding a 29-yard contested touchdown catch at the second-half two-minute warning.

In what might have been their final time facing him, the Dolphins intercepted Eli Manning three times, including twice in that first half.

The Dolphins tied their season high with the interceptions; they had first set it in their 16-12 victory at Indianapolis.

They were the first interceptions Manning had thrown against the Dolphins in four career games.

The interceptions were recorded by linebacker Vince Biegel, cornerback Nik Needham and linebacker Jerome Baker.

Biegel's pick set up Jason Sanders' 24-yard field goal that gave the Dolphins a 10-7 lead.

Baker's pick in the third quarter stopped a Giants scoring threat as it came on a third-and-1 from the Dolphins 24-yard line.

The Giants took the lead for good on the opening drive of the second half.

Giants wide receiver Darius Slayton started the drive with a 26-yard reception and ended with a 5-yard touchdown catch from Manning on first-and-goal.

The Dolphins cut their deficit to 14-13 on a 47-yard field goal by Sanders after Patrick Laird followed Baker's interception with an 18-yard run.

It went downhill after that.

The Giants made it 16-13 when safety Sam Beard tackled Laird in the end zone on a running play for a safety.

GAME STATISTICS

RUSHING (Att-Yds-TD):

Miami: P. Laird 12-46, M. Gaskin 9-43, R. Fitzpatrick 4-33.
N.Y. Giants: S. Barkley 24-112-2, J. Allen 8-28-1, E. Penny 1-(-2).

PASSING (A-C-Y-TD-I):

Miami: R. Fitzpatrick 41-23-279-2-0.
N.Y. Giants: E. Manning 28-20-283-2-3, A. Tanney 1-1-1-0-0.

RECEIVING (Rec-Yds-TD):

Miami: A. Wilson 5-59, D. Parker 4-72-2, M. Gesicki 4-47, I. Ford 3-21, C. Walford 2-34, M. Gaskin 2-29, P. Laird 2-8, A. Hums 1-9.
N.Y. Giants: S. Shepard 9-111, S. Barkley 4-31, K. Smith 3-38, D. Slayton 2-31-1, G. Tate 1-51-1, C. Latimer 1-21, S. Simonson 1-1.

SACKS (Sk-Yds):

Miami: S. Eguavoen 1-10.
N.Y. Giants: D. Tomlinson 1-5, R. McIntosh 1-2, M. Golden 0.5-5, O. Ximines 0.5-5.

INTERCEPTIONS (Int-Yds):

Miami: J. Baker 1-34, N. Needham 1-23, V. Biegel 1-7.
N.Y. Giants: None.

FORCED FUMBLES:

Miami: None.
N.Y. Giants: L. Williams 1.

FUMBLE RECOVERIES (No-Yds):

Miami: None.
N.Y. Giants: S. Chandler 1-0.

TEAM STATS	MIA	NYG
TOTAL FIRST DOWNS	22	24
By Rushing	7	9
By Passing	13	12
By Penalty	2	3
THIRD DOWN EFFICIENCY	3-13-23%	5-11-45%
FOURTH DOWN EFFICIENCY	1-3-33%	0-0-0%
TOTAL NET YARDS	384	413
Total Offensive Plays	69	63
Average gain per offensive play	5.6	6.5
NET YARDS RUSHING	122	138
Total Rushing Plays	25	33
Average gain per rushing play	4.9	4.2
NET YARDS PASSING	262	274
Sacks-Yards	3-17	1-10
Gross yards passing	279	284
ATTEMPTS-COMPLETIONS-INTS	41-23-0	29-21-3
Avg. gain per pass play	6.0	9.1
PUNTS NUMBER AND AVG.	3-42.0	5-41.8
Net Punting Average	39.0	41.8
TOTAL RETURN YARDAGE	64	9
No. and Yards Punt Returns	0-0	1-9
No. and Yards Kickoff Returns	2-55	3-83
No. and Yards Int. Returns	3-64	0-0
PENALTIES Number and Yards	7-42	4-32
FUMBLES Number and Lost	1-1	0-0
RED ZONE EFFICIENCY	0-2-0%	4-4-100%
GOAL TO GO EFFICIENCY	0-0-0%	3-3-100%
TIME OF POSSESSION	28:53	31:07



2019 GAME RECAPS

WEEK 16

DEC. 22, 2019 | MIAMI GARDENS, FLA.
HARD ROCK STADIUM
ATTENDANCE: 60,968 | TV: CBS

CINCINNATI 35

MIAMI 38 (OT)

SCORING SUMMARY

	1	2	3	4	OT	F
Cincinnati	0	6	6	23	0	35
Miami	14	7	7	7	3	38

SCORING DRIVES

TEAM	QTR	TIME	PLAY (EXTRA POINT)	(DRIVE INFO)	CIN	MIA
Dolphins	1	8:32	C.Wilkins 1 yd. pass from R.Fitzpatrick (J.Sanders kick)	(12-75, 6:28)	0	7
Dolphins	1	5:00	D.Parker 7 yd. pass from R.Fitzpatrick (J.Sanders kick)	(7-75, 1:54)	0	14
Bengals	2	10:49	R.Bullock 20 yd. Field Goal	(12-78, 6:29)	3	14
Dolphins	2	2:20	M.Gesicki 31 yd. pass from R.Fitzpatrick (J.Sanders kick)	(6-87, 2:48)	3	21
Bengals	2	0:02	R.Bullock 57 yd. Field Goal	(8-46, 0:51)	6	21
Dolphins	3	8:24	M.Gesicki 13 yd. pass from R.Fitzpatrick (J.Sanders kick)	(9-83, 4:34)	6	28
Bengals	3	3:38	T.Boyd 34 yd. pass from A.Dalton (pass failed)	(10-75, 4:46)	12	28
Dolphins	4	11:12	M.Gaskin 2 yd. run (J.Sanders kick)	(9-45, 4:03)	12	35
Bengals	4	6:11	C.Uzomah 8 yd. pass from A.Dalton (R.Bullock kick)	(10-72, 5:01)	19	35
Bengals	4	0:29	T.Boyd 3 yd. pass from A.Dalton (A.Dalton-T.Eifert pass)	(14-63, 2:38)	27	35
Bengals	4	0:00	T.Eifert 25 yd. pass from A.Dalton (A.Dalton run)	(4-54, 0:29)	35	35
Dolphins	OT	0:00	J.Sanders 37 yd. Field Goal	(10-51, 3:19)	35	38

On the day they honored the 1972 Dolphins, the 2019 version of the team put together the kind of performance for which that team was known for most of the game. They then had to overcome a crazy Cincinnati Bengals comeback to pull out a dramatic 38-35 victory in overtime.

Jason Sanders kicked a 37-yard field goal on the last play of overtime to give the Dolphins their fourth victory in eight games.

The winning kick came after Ryan Fitzpatrick had a 15-yard completion to Isaiah Ford on third-and-10 and followed that with completions of 14 yards to Mike Gesicki and 28 yards to Ford.

Fitzpatrick, wide receiver DeVante Parker, Gesicki and defensive tackle Christian Wilkins all set or reached the milestones in the 2019 home finale.

Fitzpatrick became the first Dolphins quarterback since 2015 to throw four touchdown and reach 3,000 passing yards on the season, the fourth time he's done that in his NFL career. Fitzpatrick became the first Dolphins quarterback to reach 3,000 yards since Ryan Tannehill did it in 2015 and finished with a season-high 419 yards.

Gesicki was on the receiving end of two of Fitzpatrick's touchdown passes for the first two-touchdown game of his young NFL career. Gesicki scored from 31 yards out in the second quarter and 13 yards in the third quarter.

Wilkins scored his first NFL touchdown when he recovered his own fumble in the end zone after catching a short pass on a second-and-goal from the 1-yard line. He added to his memorable day with a sack in the third quarter.

Parker became the first Dolphins player to reach 1,000 receiving yards since 2014 when he caught a 51-yard pass in the first quarter. That play came shortly before Parker scored his ninth touchdown of the season. He went over 100 yards for the game in the fourth quarter, the third time in six weeks he reached that plateau.

For good measure, rookie Myles Gaskin scored his first NFL touchdown on a 2-yard run that gave the Dolphins a 35-12 lead with 11:12 remaining in the fourth quarter. Gaskin left the game late in the fourth quarter with an ankle injury, after the Dolphins also lost defensive back Jomal Wiltz (shoulder) and linebacker Vince Biegel (elbow) to injury.

GAME STATISTICS

RUSHING (Att-Yds-TD):

Cincinnati: J. Mixon 21-50, J. Ross III 2-6, G. Bernard 2-3.
Miami: M. Gaskin 16-55-1, P. Laird 8-17, R. Fitzpatrick 5-9, A. Wilson 1-9, D. Turner 4-6.

PASSING (A-C-Y-TD-I):

Cincinnati: A. Dalton 56-33-396-4-0.
Miami: R. Fitzpatrick 52-31-419-4-1.

RECEIVING (Rec-Yds-TD):

Cincinnati: T. Boyd 9-128-2, J. Ross III 6-84, A. Erickson 6-55, T. Eifert 4-57-1, C. Uzomah 4-37-1, J. Mixon 2-23, G. Bernard 2-12.
Miami: A. Wilson 7-79, M. Gesicki 6-82-2, D. Parker 5-111-1, I. Ford 5-68, A. Hurns 2-41, D. Smythe 2-18, C. Walford 1-15, M. Gaskin 1-3, P. Laird 1-1, C. Wilkins 1-1-1.

SACKS (Sk-Yds):

Cincinnati: S. Hubbard 1-10, S. Williams 1-3.
Miami: T. Harris 1-12, Z. Sieler 1-8, C. Wilkins 1-5, J. Baker 0.5-0, D. Godchaux 0.5-0.

INTERCEPTIONS (Int-Yds):

Cincinnati: D. Phillips 1-0.
Miami: None.

FORCED FUMBLES:

Cincinnati: J. Bates III 1.
Miami: T. Harris 1.

FUMBLE RECOVERIES (No-Yds):

Cincinnati: None.
Miami: A. Van Ginkel 1-0.

TEAM STATS

	CIN	MIA
TOTAL FIRST DOWNS	25	29
By Rushing	2	5
By Passing	21	21
By Penalty	2	3
THIRD DOWN EFFICIENCY	4-18-22%	6-16-38%
FOURTH DOWN EFFICIENCY	3-3-100%	0-0-0%
TOTAL NET YARDS	430	502
Total Offensive Plays	85	88
Average gain per offensive play	5.1	5.7
NET YARDS RUSHING	59	96
Total Rushing Plays	25	34
Average gain per rushing play	2.4	2.8
NET YARDS PASSING	371	406
Sacks-Yards	4-25	2-13
Gross yards passing	396	419
ATTEMPTS-COMPLETIONS-INTS	56-33-0	52-31-1
Avg. gain per pass play	6.2	7.5
PUNTS NUMBER AND AVG.	8-48.5	6-49.0
Net Punting Average	45.3	42.0
TOTAL RETURN YARDAGE	42	26
No. and Yards Punt Returns	4-42	4-26
No. and Yards Kickoff Returns	2-50	2-28
No. and Yards Int. Returns	1-0	0-0
PENALTIES Number and Yards	10-77	6-47
FUMBLES Number and Lost	1-1	1-0
RED ZONE EFFICIENCY	2-3-67%	4-5-80%
GOAL TO GO EFFICIENCY	1-2-50%	2-2-100%
TIME OF POSSESSION	33:36	36:24



National Football League Game Summary

NFL Copyright © 2019 by The National Football League. All rights reserved. This summary and play-by-play is for the express purpose of assisting media in their coverage of the game; any other use of this material is prohibited without the written permission of the National Football League. Updated: 12/23/2019

Date: Sunday, 12/22/2019 Cincinnati Bengals at Miami Dolphins Start Time: 1:02 PM ET
at Hard Rock Stadium, Miami Gardens, FLA

Game Day Weather

Game Weather: Cloudy Temp: 76° F (24.4° C) Humidity: 68%, Wind: ESE 15 mph
Played Outdoor on Turf: Natural Grass

Officials

Referee: Allen, Brad (122) Umpire: Anderson, Barry (20) Down Judge: Mello, Jim (48)
Line Judge: Bolinger, Brian (40) Field Judge: Zimmer, Steve (33) Side Judge: Russell, Jimmy (82)
Back Judge: Yette, Greg (38) Replay Official: Oldham, James (0)

Lineups

Cincinnati Bengals			Miami Dolphins		
Offense		Defense	Offense		Defense
WR 11 J.Ross III	LDE 96 C.Dunlap		WR 11 D.Parker	DE 95 J.Jenkins	
LOT 77 C.Glenn	NT 99 A.Billings		LT 70 J.Davenport	DT 56 D.Godchaux	
LG 60 M.Jordan	DT 97 G.Atkins		LG 63 M.Delter	DE 97 T.Harris	
C 66 T.Hopkins	RDE 94 S.Hubbard		C 67 D.Kilgore	LB 92 Z.Sieler	
RG 53 B.Price	LB 59 N.Vigil		RG 62 D.Calhoun	LB 47 V.Biegel	
ROT 68 B.Hart	LB 57 G.Pratt		RT 77 J.Davis	LB 55 J.Baker	
TE 87 C.Uzomah	DT 91 J.Tupou		TE 88 M.Gesicki	LB 48 C.Munson	
QB 14 A.Dalton	CB 23 B.Webb		QB 14 R.Fitzpatrick	CB 33 J.Wiltz	
HB 28 J.Mixon	CB 22 W.Jackson III		RB 42 P.Laird	CB 40 N.Needham	
WR 83 T.Boyd	S 36 S.Williams		TE 81 D.Smythe	S 21 E.Rowe	
WR 12 A.Erickson	S 30 J.Bates III		WR 17 A.Hums	S 36 A.Colbert	

Substitutions

K 4 R.Bullock, P 10 K.Huber, WR 17 S.Morgan, CB 21 D.Dennard, CB 24 D.Phillips, HB 25 G.Bernard, CB 26 G.Mabin, CB 29 T.McRae, HB 32 T.Williams, S 41 T.Henderson, S 42 C.Fejedele, LS 46 C.Harris, LB 50 J.Evans, LB 55 L.Reynolds, LB 56 H.Nickerson, DE 58 C.Lawson, G/OT 64 J.Jerry, OT/G 74 F.Johnson, TE 82 C.Carter, TE 85 T.Eifert, DE 92 F.Akinmoladun, DE 93 A.Brown

Substitutions

P 2 M.Haack, K 7 J.Sanders, WR 15 A.Wilson, DB 22 T.Hayes, S 26 S.Parker, DB 30 N.Brooks, CB 32 L.Stephens, RB 34 D.Turner, S 35 W.Aikens, RB 37 M.Gaskin, DB 41 M.Hartage, LB 43 A.Van Ginkel, LB 44 D.Lacey, LS 46 T.Pepper, LB 49 S.Eguavoen, LB 59 Ja.Davis, C/G 68 E.Brown, G 78 A.Pankey, WR 84 I.Ford, WR 86 M.Hollins, TE 87 C.Walford, WR 89 T.Davis, DT 94 C.Wilkins

Did Not Play

QB 5 R.Finley, TE 86 M.Schreck

Did Not Play

QB 3 J.Rosen

Not Active

QB 7 J.Dolegala, WR 15 D.Willis, WR 18 A.Green, CB 20 T.McTyer, OLB 45 B.Sheldon, G 67 J.Miller, OT 71 L.Prince

Not Active

FB 38 C.Cox, T 61 J.Webb, C/G 74 K.Sutherland, C/G 76 E.Boehm, DE 90 C.Harris, DE 93 A.Moss, DE 96 T.Charlton

Field Goals (made) & missed)

R.Bullock		(20) (57)	J.Sanders		47WL (37)		
			1	2	3	4	OT
VISITOR:	Cincinnati Bengals		0	6	6	23	0
HOME:	Miami Dolphins		14	7	7	7	3
							Total
							35
							38

Scoring Plays

Team	Qtr	Time	Play Description (Extra Point) (Drive Info)	Visitor	Home
Dolphins	1	8:32	C.Wilkins 1 yd. pass from R.Fitzpatrick (J.Sanders kick) (12-75, 6:28)	0	7
Dolphins	1	5:00	D.Parker 7 yd. pass from R.Fitzpatrick (J.Sanders kick) (7-75, 1:54)	0	14
Bengals	2	10:49	R.Bullock 20 yd. Field Goal (12-78, 6:29)	3	14
Dolphins	2	2:20	M.Gesicki 31 yd. pass from R.Fitzpatrick (J.Sanders kick) (6-87, 2:48)	3	21
Bengals	2	0:02	R.Bullock 57 yd. Field Goal (8-46, 0:51)	6	21
Dolphins	3	8:24	M.Gesicki 13 yd. pass from R.Fitzpatrick (J.Sanders kick) (9-83, 4:34)	6	28
Bengals	3	3:38	T.Boyd 34 yd. pass from A.Dalton (pass failed) (10-75, 4:46)	12	28
Dolphins	4	11:12	M.Gaskin 2 yd. run (J.Sanders kick) (9-45, 4:03)	12	35
Bengals	4	6:11	C.Uzomah 8 yd. pass from A.Dalton (R.Bullock kick) (10-72, 5:01)	19	35



National Football League Game Summary

NFL Copyright © 2019 by The National Football League. All rights reserved. This summary and play-by-play is for the express purpose of assisting media in their coverage of the game; any other use of this material is prohibited without the written permission of the National Football League.

Updated: 12/23/2019

Bengals	4	0:29	T.Boyd 3 yd. pass from A.Dalton (A.Dalton-T.Eifert pass) (14-63, 2:38)	27	35
Bengals	4	0:00	T.Eifert 25 yd. pass from A.Dalton (A.Dalton run) (4-54, 0:29)	35	35
Dolphins	5	0:00	J.Sanders 37 yd. Field Goal (10-51, 3:19)	35	38
Paid Attendance: 60,968				Time: 4:00	



Cincinnati Bengals vs Miami Dolphins
12/22/2019 at Hard Rock Stadium

Final Individual Statistics

Cincinnati Bengals

RUSHING	ATT	YDS	AVG	LG	TD
J.Mixon	21	50	2.4	9	0
J.Ross III	2	6	3.0	5	0
G.Bernard	2	3	1.5	3	0
Total	25	59	2.4	9	0

PASSING	ATT	CMP	YDS	SK/YD	TD	LG	IN	RT
A.Dalton	56	33	396	4/25	4	34	0	104.5
Total	56	33	396	4/25	4	34	0	104.5

PASS RECEIVING	TAR	REC	YDS	AVG	LG	TD
T.Boyd	15	9	128	14.2	34	2
J.Ross III	13	6	84	14.0	34	0
A.Erickson	9	6	55	9.2	19	0
T.Eifert	8	4	57	14.3	25	1
C.Uzomah	4	4	37	9.3	17	1
J.Mixon	2	2	23	11.5	17	0
G.Bernard	3	2	12	6.0	9	0
Total	54	33	396	12.0	34	4

INTERCEPTIONS	NO	YDS	AVG	LG	TD
D.Phillips	1	0	0.0	0	0
Total	1	0	0.0	0	0

PUNTING	NO	YDS	AVG	NET	TB	IN20	LG
K.Huber	8	388	48.5	45.3	0	3	59
Total	8	388	48.5	45.3	0	3	59

PUNT RETURNS	NO	YDS	AVG	FC	LG	TD
A.Erickson	3	43	14.3	1	17	0
D.Phillips	1	-1	-1.0	0	-1	0
[DOWNED]	1	0	0.0	0	0	0
Total	4	42	10.5	1	17	0

KICKOFF RETURNS	NO	YDS	AVG	FC	LG	TD
D.Phillips	2	50	25.0	0	29	0
[TOUCHBACK]	4	0	0.0	0	0	0
Total	2	50	25.0	0	29	0

Cincinnati Bengals

FUMBLES	FUM	LOST	OWN-REC	YDS	TD	FORCED	OPP-REC	YDS	TD	OUT-BDS
A.Dalton	1	1	0	0	0	0	0	0	0	0
J.Bates III	0	0	0	0	0	1	0	0	0	0
Total	1	1	0	0	0	1	0	0	0	0

Miami Dolphins

FUMBLES	FUM	LOST	OWN-REC	YDS	TD	FORCED	OPP-REC	YDS	TD	OUT-BDS
C.Wilkins	1	0	1	0	0	0	0	0	0	0
T.Harris	0	0	0	0	0	1	0	0	0	0
A.Van Ginkel	0	0	0	0	0	0	1	0	0	0
Total	1	0	1	0	0	1	1	0	0	0

Miami Dolphins

RUSHING	ATT	YDS	AVG	LG	TD
M.Gaskin	16	55	3.4	15	1
P.Laird	8	17	2.1	7	0
R.Fitzpatrick	5	9	1.8	15	0
A.Wilson	1	9	9.0	9	0
D.Turner	4	6	1.5	5	0
Total	34	96	2.8	15	1

PASSING	ATT	CMP	YDS	SK/YD	TD	LG	IN	RT
R.Fitzpatrick	52	31	419	2/13	4	51	1	103.0
Total	52	31	419	2/13	4	51	1	103.0

PASS RECEIVING	TAR	REC	YDS	AVG	LG	TD
A.Wilson	7	7	79	11.3	35	0
M.Gesicki	12	6	82	13.7	31	2
D.Parker	15	5	111	22.2	51	1
I.Ford	6	5	68	13.6	28	0
A.Hurns	2	2	41	20.5	27	0
D.Smythe	2	2	18	9.0	13	0
C.Walford	2	1	15	15.0	15	0
M.Gaskin	3	1	3	3.0	3	0
P.Laird	1	1	1	1.0	1	0
C.Wilkins	1	1	1	1.0	1	1
Total	51	31	419	13.5	51	4

INTERCEPTIONS	NO	YDS	AVG	LG	TD
Total	0	0	0	0	0

PUNTING	NO	YDS	AVG	NET	TB	IN20	LG
M.Haack	6	294	49.0	42.0	0	2	60
Total	6	294	49.0	42.0	0	2	60

PUNT RETURNS	NO	YDS	AVG	FC	LG	TD
T.Davis	4	26	6.5	2	10	0
[OUT OF BOUNDS]	2	0	0.0	0	0	0
Total	4	26	6.5	2	10	0

KICKOFF RETURNS	NO	YDS	AVG	FC	LG	TD
T.Davis	1	22	22.0	0	22	0
I.Ford	1	6	6.0	0	6	0
[TOUCHBACK]	4	0	0.0	0	0	0
Total	2	28	14.0	0	22	0



Cincinnati Bengals vs Miami Dolphins
12/22/2019 at Hard Rock Stadium

Final Team Statistics

	Visitor Bengals	Home Dolphins
TOTAL FIRST DOWNS	25	29
By Rushing	2	5
By Passing	21	21
By Penalty	2	3
THIRD DOWN EFFICIENCY	4-18-22%	6-16-38%
FOURTH DOWN EFFICIENCY	3-3-100%	0-0-0%
TOTAL NET YARDS	430	502
Total Offensive Plays (inc. times thrown passing)	85	88
Average gain per offensive play	5.1	5.7
NET YARDS RUSHING	59	96
Total Rushing Plays	25	34
Average gain per rushing play	2.4	2.8
Tackles for a loss-number and yards	1-1	2-3
NET YARDS PASSING	371	406
Times thrown - yards lost attempting to pass	4-25	2-13
Gross yards passing	396	419
PASS ATTEMPTS-COMPLETIONS-HAD INTERCEPTED	56-33-0	52-31-1
Avg gain per pass play (inc.# thrown passing)	6.2	7.5
KICKOFFS Number-In End Zone-Touchbacks	7-5-4	6-5-4
PUNTS Number and Average	8-48.5	6-49.0
Had Blocked	0	0
FGs - PATs Had Blocked	0-0	0-0
Net Punting Average	45.3	42.0
TOTAL RETURN YARDAGE (Not Including Kickoffs)	42	26
No. and Yards Punt Returns	4-42	4-26
No. and Yards Kickoff Returns	2-50	2-28
No. and Yards Interception Returns	1-0	0-0
PENALTIES Number and Yards	10-77	6-47
FUMBLES Number and Lost	1-1	1-0
TOUCHDOWNS	4	5
Rushing	0	1
Passing	4	4
EXTRA POINTS Made-Attempts	3-4	5-5
Kicking Made-Attempts	1-1	5-5
Passing Made-Attempts	1-2	0-0
Rushing Made-Attempts	1-1	0-0
FIELD GOALS Made-Attempts	2-2	1-2
RED ZONE EFFICIENCY	2-3-67%	4-5-80%
GOAL TO GO EFFICIENCY	1-2-50%	2-2-100%
SAFETIES	0	0
FINAL SCORE	35	38
TIME OF POSSESSION	33:36	36:24



Cincinnati Bengals vs Miami Dolphins
12/22/2019 at Hard Rock Stadium

Ball Possession And Drive Chart

Cincinnati Bengals

#	Time Recd	Time Lost	Time Poss	How Ball Obtained	Drive Began	# Play	Yds Gain	Yds Pen	Net Yds	1st Down	Last Scrm	How Given Up
1	8:32	6:54	1:38	Kickoff	CIN 25	3	1	0	1	0	CIN 26	Punt
2	5:00	3:25	1:35	Kickoff	CIN 24	3	2	0	2	0	CIN 26	Punt
3	2:18	10:49	6:29	Punt	CIN 20	12	73	5	78	4	* MIA 2	Field Goal
4	9:16	7:46	1:30	Punt	CIN 36	3	7	0	7	0	CIN 43	Punt
5	6:47	5:08	1:39	Punt	CIN 34	3	5	0	5	0	CIN 39	Punt
6	2:20	1:48	0:32	Kickoff	CIN 25	3	-2	0	-2	0	CIN 23	Punt
7	0:53	0:02	0:51	Punt	CIN 15	8	39	7	46	3	MIA 39	Field Goal
8	15:00	12:58	2:02	Kickoff	CIN 25	4	13	0	13	1	CIN 38	Punt
9	8:24	3:38	4:46	Kickoff	CIN 25	10	80	-5	75	3	MIA 34	Touchdown
10	1:26	0:15	1:11	Interception	CIN 40	4	5	0	5	1	MIA 43	Fumble
11	11:12	6:11	5:01	Kickoff	CIN 28	10	77	-5	72	5	* MIA 8	Touchdown
12	3:07	0:29	2:38	Missed FG	CIN 37	14	58	5	63	6	* MIA 3	Touchdown
13	0:29	0:00	0:29	Onside Kick	CIN 46	4	54	0	54	2	MIA 25	Touchdown
14	7:42	5:21	2:21	Punt	CIN 5	3	9	0	9	0	CIN 14	Punt
15	4:13	3:19	0:54	Punt	CIN 36	3	9	-5	4	0	CIN 40	Punt

(421) Average CIN 28

Miami Dolphins

#	Time Recd	Time Lost	Time Poss	How Ball Obtained	Drive Began	# Play	Yds Gain	Yds Pen	Net Yds	1st Down	Last Scrm	How Given Up
1	15:00	8:32	6:28	Kickoff	MIA 25	12	85	-10	75	5	* CIN 1	Touchdown
2	6:54	5:00	1:54	Punt	MIA 25	7	75	0	75	3	* CIN 7	Touchdown
3	3:25	2:18	1:07	Punt	MIA 15	3	7	0	7	0	MIA 22	Punt
4	10:49	9:16	1:33	Kickoff	MIA 25	3	6	0	6	0	MIA 31	Punt
5	7:46	6:47	0:59	Punt	MIA 6	3	0	0	0	0	MIA 6	Punt
6	5:08	2:20	2:48	Punt	MIA 13	6	87	0	87	3	CIN 31	Touchdown
7	1:48	0:53	0:55	Punt	MIA 33	5	24	0	24	1	CIN 43	Punt
8	0:02	0:00	0:02	Kickoff	MIA 25	1	-1	0	-1	0	MIA 25	End of Half
9	12:58	8:24	4:34	Punt	MIA 17	9	68	15	83	5	* CIN 13	Touchdown
10	3:38	1:26	2:12	Kickoff	MIA 22	5	14	0	14	1	MIA 36	Interception
11	0:15	11:12	4:03	Fumble	CIN 45	9	38	7	45	4	* CIN 2	Touchdown
12	6:11	3:07	3:04	Kickoff	MIA 14	10	37	20	57	3	CIN 29	Missed FG
13	10:00	7:42	2:18	Kickoff	MIA 25	4	21	0	21	1	MIA 46	Punt
14	5:21	4:13	1:08	Punt	MIA 40	3	-10	0	-10	0	MIA 30	Punt
15	3:19	0:00	3:19	Punt	MIA 30	10	51	0	51	3	* CIN 19	Field Goal

(370) Average MIA 25

* inside opponent's 20

Time of Possession by Quarter

Visitor	Home	1st	2nd	3rd	4th	OT	Total
Cincinnati Bengals	Miami Dolphins	5:31	8:43	7:59	8:08	3:15	33:36
		9:29	6:17	7:01	6:52	6:45	36:24

Kickoff Drive No.-Start Average

Bengals: 6 - CIN 25

Dolphins: 6 - MIA 23



Cincinnati Bengals vs Miami Dolphins
12/22/2019 at Hard Rock Stadium

Final Defensive Statistics

Cincinnati Bengals	Regular Defensive Plays											Special Teams					Misc			
	TKL	AST	COMB	SK	/ YDS	TFL	Q	IN	PD	FF	FR	TKL	AST	FF	FR	BL	TKL	AST	FF	FR
S.Williams	8	5	13	1	3	1	2	0	0	0	0	0	0	0	0	0	0	0	0	0
G.Pratt	10	1	11	0	0	2	0	0	0	0	0	1	0	0	0	0	0	0	0	0
D.Dennard	6	2	8	0	0	0	1	0	0	0	0	0	0	0	0	0	0	0	0	0
B.Webb	5	2	7	0	0	0	0	0	0	0	0	0	0	0	0	0	0	0	0	0
S.Hubbard	4	2	6	1	10	1	1	0	0	0	0	0	0	0	0	0	0	0	0	0
J.Bates III	3	2	5	0	0	0	0	0	1	1	0	0	0	0	0	0	0	0	0	0
C.Dunlap	4	0	4	0	0	0	2	0	1	0	0	0	0	0	0	0	0	0	0	0
N.Vigil	2	2	4	0	0	0	0	0	1	0	0	0	0	0	0	0	0	0	0	0
C.Fejedelem	2	1	3	0	0	0	0	0	0	0	0	0	0	0	0	0	0	0	0	0
W.Jackson III	2	0	2	0	0	0	0	0	0	0	0	0	0	0	0	0	0	0	0	0
C.Lawson	1	1	2	0	0	0	5	0	0	0	0	0	0	0	0	0	0	0	0	0
A.Billings	1	1	2	0	0	0	1	0	0	0	0	0	0	0	0	0	0	0	0	0
D.Phillips	1	0	1	0	0	0	0	1	3	0	0	0	0	0	0	0	0	0	0	0
H.Nickerson	1	0	1	0	0	0	0	0	0	0	0	1	0	0	0	0	0	0	0	0
G.Atkins	0	0	0	0	0	0	1	0	0	0	0	0	0	0	0	0	0	0	0	0
G.Mabin	0	0	0	0	0	0	0	0	1	0	0	1	0	0	0	0	0	0	0	0
S.Morgan	0	0	0	0	0	0	0	0	0	0	0	1	1	0	0	0	0	0	0	0
C.Carter	0	0	0	0	0	0	0	0	0	0	0	1	0	0	0	0	0	0	0	0
T.McRae	0	0	0	0	0	0	0	0	0	0	0	0	1	0	0	0	0	0	0	0
A.Dalton	0	0	0	0	0	0	0	0	0	0	0	0	0	0	0	0	1	0	0	0
Total	50	19	69	2	13	4	13	1	7	1	0	5	2	0	0	0	1	0	0	0

TKL = Tackle AST = Assist COMB = Combined QH=QB Hit IN = Interception PD = Pass Defense FF = Forced Fumble FR = Fumble Recovery

Miami Dolphins	Regular Defensive Plays											Special Teams					Misc			
	TKL	AST	COMB	SK	/ YDS	TFL	QH	IN	PD	FF	FR	TKL	AST	FF	FR	BL	TKL	AST	FF	FR
J.Baker	7	5	12	0.5	0	1	0	0	1	0	0	0	0	0	0	0	0	0	0	0
Z.Sieler	3	4	7	1	8	1	1	0	2	0	0	0	0	0	0	0	0	0	0	0
D.Godchaux	3	3	6	0.5	0	0	0	0	0	0	0	0	0	0	0	0	0	0	0	0
T.Harris	4	1	5	1	12	0	0	0	0	1	0	0	0	0	0	0	0	0	0	0
C.Munson	4	0	4	0	0	0	0	0	0	0	0	0	0	0	0	0	0	0	0	0
N.Needham	3	1	4	0	0	0	0	0	1	0	0	0	0	0	0	0	0	0	0	0
N.Brooks	3	1	4	0	0	0	0	0	1	0	0	0	0	0	0	0	0	0	0	0
E.Rowe	3	1	4	0	0	0	0	0	0	0	0	0	0	0	0	0	0	0	0	0
A.Colbert	2	2	4	0	0	0	0	0	1	0	0	0	0	0	0	0	0	0	0	0
M.Hartage	2	2	4	0	0	0	0	0	0	0	0	0	0	0	0	0	0	0	0	0
C.Wilkins	3	0	3	1	5	1	1	0	0	0	0	0	0	0	0	0	0	0	0	1
T.Hayes	2	1	3	0	0	0	0	0	1	0	0	0	0	0	0	0	0	0	0	0
J.Wiltz	2	1	3	0	0	0	0	0	0	0	0	0	0	0	0	0	0	0	0	0
A.Van Ginkel	2	0	2	0	0	1	1	0	0	0	1	1	0	0	0	0	0	0	0	0
J.Jenkins	1	1	2	0	0	0	0	0	0	0	0	0	0	0	0	0	0	0	0	0
L.Stephens	1	0	1	0	0	0	0	0	0	0	0	0	0	0	0	0	0	0	0	0
V.Biegel	0	1	1	0	0	0	0	0	0	0	0	0	0	0	0	0	0	0	0	0
P.Laird	0	0	0	0	0	0	0	0	0	0	0	3	0	0	0	0	0	0	0	0
D.Smythe	0	0	0	0	0	0	0	0	0	0	0	1	0	0	0	0	0	0	0	0
D.Turner	0	0	0	0	0	0	0	0	0	0	0	1	0	0	0	0	0	0	0	0
D.Parker	0	0	0	0	0	0	0	0	0	0	0	0	0	0	0	0	1	0	0	0
Total	45	24	69	4	25	4	3	0	7	1	1	6	0	0	0	0	1	0	0	1



Cincinnati Bengals vs Miami Dolphins
12/22/2019 at Hard Rock Stadium

First Half Summary

PERIOD SCORES				TIME OF POSSESSION															
Bengals	0 6 = 6			Bengals	14:14														
Dolphins	14 7 = 21			Dolphins	15:46														
Scoring Plays																			
Team	Qtr	Time	Play Description (Extra Point) (Drive Info)				Visitor Home												
Dolphins	1	8:32	C.Wilkins 1 yd. pass from R.Fitzpatrick (J.Sanders kick) (12-75, 6:28)				0 7												
Dolphins	1	5:00	D.Parker 7 yd. pass from R.Fitzpatrick (J.Sanders kick) (7-75, 1:54)				0 14												
Bengals	2	10:49	R.Bullock 20 yd. Field Goal (12-78, 6:29)				3 14												
Dolphins	2	2:20	M.Gesicki 31 yd. pass from R.Fitzpatrick (J.Sanders kick) (6-87, 2:48)				3 21												
Bengals	2	0:02	R.Bullock 57 yd. Field Goal (8-46, 0:51)				6 21												
TOTAL FIRST DOWNS				Cincinnati Bengals		Miami Dolphins													
				7		12													
First Downs Rushing-Passing-by Penalty				2 - 4 - 1		1 - 11 - 0													
THIRD DOWN EFFICIENCY				0-7-0%		3-7-43%													
TOTAL NET YARDS				125		283													
Total Offensive Plays				33		40													
NET YARDS RUSHING				31		31													
NET YARDS PASSING				94		252													
Gross Yards Passing				102		252													
Times thrown-yards lost attempting to pass				2-8		0-0													
Pass Attempts-Completions-Had Intercepted				18 - 10 - 0		30 - 18 - 0													
Punts-Number and Average				5 - 51.8		4 - 48.8													
Penalties-Number and Yards				2 - 15		4 - 37													
Fumbles-Number and Lost				0 - 0		1 - 0													
Red Zone Efficiency				0-1-0%		2-2-100%													
Average Drive Start				CIN 26		MIA 21													
Cincinnati Bengals				Miami Dolphins															
RUSHING		ATT	YDS	AVG	LG	TD	RUSHING	ATT	YDS	AVG	LG	TD							
J.Mixon		10	22	2.2	8	0	R.Fitzpatrick	2	14	7.0	15	0							
J.Ross III		2	6	3.0	5	0	P.Laird	3	9	3.0	7	0							
G.Bernard		1	3	3.0	3	0	D.Turner	2	6	3.0	5	0							
							M.Gaskin	3	2	0.7	2	0							
Total		13	31	2.4	8	0	Total	10	31	3.1	15	0							
PASSING		ATT	CMP	YDS	SK/YD	TD	LG	IN	RT	PASSING	ATT	CMP	YDS	SK/YD	TD	LG	IN	RT	
A.Dalton		18	10	102	2/8	0	34	0	72.0	R.Fitzpatrick	30	18	252	0/0	3	51	0	120.4	
Total		18	10	102	2/8	0	34	0	72.0	Total	30	18	252	0/0	3	51	0	120.4	
PASS RECEIVING		TAR	REC	YDS	AVG	LG	TD	PASS RECEIVING	TAR	REC	YDS	AVG	LG	TD					
T.Boyd		6	4	38	9.5	19	0	A.Wilson	6	6	73	12.2	35	0					
J.Ross III		5	2	46	23.0	34	0	M.Gesicki	8	4	55	13.8	31	1					
T.Eifert		2	1	6	6.0	6	0	D.Parker	9	3	77	25.7	51	1					
C.Uzomah		1	1	5	5.0	5	0	A.Hurns	2	2	41	20.5	27	0					
A.Erickson		3	1	4	4.0	4	0	I.Ford	1	1	4	4.0	4	0					
G.Bernard		1	1	3	3.0	3	0	P.Laird	1	1	1	1.0	1	0					
								C.Wilkins	1	1	1	1.0	1	1					
								M.Gaskin	1	0	0	0.0	0	0					
Total		18	10	102	10.2	34	0	Total	29	18	252	14.0	51	3					
Cincinnati Bengals				Regular Defensive Plays				Special Teams				Misc							
TKL	AST	COMB	SK	/ YDS	TFL	Q	IN	PD	FF	FR	TKL	AST	FF	FR	BL	TKL	AST	FF	FR
S.Williams	2	4	6	0	0	0	1	0	0	0	0	0	0	0	0	0	0	0	0
D.Dennard	3	2	5	0	0	0	0	0	0	0	0	0	0	0	0	0	0	0	0
J.Bates III	2	1	3	0	0	0	0	0	0	1	0	0	0	0	0	0	0	0	0
C.Fejedelem	2	1	3	0	0	0	0	0	0	0	0	0	0	0	0	0	0	0	0
Total	9	8	17	0	0	0	1	0	0	1	0	0	0	0	0	0	0	0	0



Cincinnati Bengals vs Miami Dolphins
12/22/2019 at Hard Rock Stadium

First Half Summary

Miami Dolphins	Regular Defensive Plays											Special Teams					Misc			
	TKL	AST	COMB	SK	/ YDS	TFL	QH	IN	PD	FF	FR	TKL	AST	FF	FR	BL	TKL	AST	FF	FR
J.Baker	2	3	5	0.5	0	1	0	0	1	0	0	0	0	0	0	0	0	0	0	0
D.Godchaux	2	3	5	0.5	0	0	0	0	0	0	0	0	0	0	0	0	0	0	0	0
Z.Sieler	2	3	5	1	8	1	1	0	0	0	0	0	0	0	0	0	0	0	0	0
E.Rowe	3	0	3	0	0	0	0	0	0	0	0	0	0	0	0	0	0	0	0	0
Total	9	9	18	2	8	2	1	0	1	0	0	0	0	0	0	0	0	0	0	0



Cincinnati Bengals vs Miami Dolphins at Hard Rock Stadium

Play By Play

First Quarter

12/22/2019

CIN wins the coin toss and elects to defer. MIA elects to Receive, and CIN elects to defend the east goal.

R.Bullock kicks 65 yards from CIN 35 to end zone, Touchback.

Miami Dolphins at 15:00

1-10-MIA 25	(15:00) P.Laird right guard to MIA 27 for 2 yards (C.Dunlap).	
2-8-MIA 27	(14:25) R.Fitzpatrick pass short middle to A.Hurns to MIA 41 for 14 yards (B.Webb).	P1
<u>1-10-MIA 41</u>	(13:46) (Shotgun) R.Fitzpatrick pass incomplete short middle to D.Parker (N.Vigil).	
2-10-MIA 41	(13:42) P.Laird right guard to MIA 48 for 7 yards (J.Bates III; N.Vigil).	
3-3-MIA 48	(13:01) (Shotgun) R.Fitzpatrick pass short left to A.Wilson to CIN 40 for 12 yards (B.Webb).	P2
<u>1-10-CIN 40</u>	(12:21) (Shotgun) P.Laird right tackle to CIN 40 for no gain (S.Hubbard).	
2-10-CIN 40	(11:50) R.Fitzpatrick pass short left to P.Laird to CIN 29 for 11 yards (J.Bates III).	
	<i>PENALTY on MIA-M.Deiter, Offensive Holding, 10 yards, enforced at CIN 39.</i>	
	<i>Penalty on MIA-D.Calton, Illegal Use of Hands, declined.</i>	
2-19-CIN 49	(11:22) (Shotgun) R.Fitzpatrick pass deep right to A.Hurns pushed ob at CIN 22 for 27 yards (D.Dennard; S.Williams).	P3
<u>1-10-CIN 22</u>	(10:48) M.Gaskin right end to CIN 22 for no gain (C.Lawson).	
2-10-CIN 22	(10:06) (Shotgun) R.Fitzpatrick pass short middle to A.Wilson to CIN 8 for 14 yards (S.Williams; G.Pratt).	P4
<u>1-8-CIN 8</u>	(9:24) (Shotgun) R.Fitzpatrick pass short right to A.Wilson to CIN 1 for 7 yards (S.Williams).	
2-1-CIN 1	(8:39) C.Wilkins reported in as eligible. R.Fitzpatrick pass short right to C.Wilkins to CIN 1 for no gain (J.Bates III). FUMBLES (J.Bates III, and recovers at CIN -3. TOUCHDOWN.	P5
	<i>J.Sanders extra point is GOOD, Center-T.Pepper, Holder-M.Haack.</i>	

CIN 0 MIA 7, 12 plays, 75 yards, 6:28 drive, 6:28 elapsed

J.Sanders kicks 65 yards from MIA 35 to end zone, Touchback.

Cincinnati Bengals at 8:32

1-10-CIN 25	(8:32) (Shotgun) J.Mixon right guard to CIN 27 for 2 yards (D.Godchaux; J.Baker).	
2-8-CIN 27	(8:00) A.Dalton sacked at CIN 19 for -8 yards (Z.Sieler).	
3-16-CIN 19	(7:19) (Shotgun) A.Dalton pass short left to T.Boyd pushed ob at CIN 26 for 7 yards (T.Hayes; J.Wiltz).	
4-9-CIN 26	(9:24) (Punt formation) K.Huber punts 57 yards to MIA 17, Center-C.Harris. T.Davis to MIA 25 for 8 yards (H.Nickerson).	

Miami Dolphins at 6:54

1-10-MIA 25	(6:54) (Shotgun) R.Fitzpatrick pass short middle to A.Wilson to MIA 23 for -2 yards (S.Williams; S.Hubbard).	
2-12-MIA 23	(6:30) (No Huddle) R.Fitzpatrick pass incomplete short middle to M.Gesicki [C.Dunlap].	
3-12-MIA 23	(6:26) (Shotgun) R.Fitzpatrick pass deep middle to D.Parker to MIA 42 for 19 yards (C.Fejedelem).	P6
	<i>Penalty on CIN-C.Lawson, Illegal Use of Hands, declined.</i>	
<u>1-10-MIA 42</u>	(5:57) R.Fitzpatrick pass deep middle to D.Parker to CIN 7 for 51 yards (W.Jackson III) [S.Williams].	P7
	Timeout #1 by MIA at 05:12.	
<u>1-7-CIN 7</u>	(5:12) R.Fitzpatrick pass incomplete short middle to D.Parker [A.Billings].	
2-7-CIN 7	(5:09) (Shotgun) R.Fitzpatrick pass incomplete short right to M.Gesicki.	
3-7-CIN 7	(5:05) (Shotgun) R.Fitzpatrick pass short middle to D.Parker for 7 yards, TOUCHDOWN.	P8
	<i>J.Sanders extra point is GOOD, Center-T.Pepper, Holder-M.Haack.</i>	

CIN 0 MIA 14, 7 plays, 75 yards, 1:54 drive, 10:00 elapsed

J.Sanders kicks 62 yards from MIA 35 to CIN 3. D.Phillips to CIN 24 for 21 yards (P.Laird).

Cincinnati Bengals at 5:00, (1st play from scrimmage 4:54)

1-10-CIN 24	(4:54) J.Ross III right end to CIN 25 for 1 yard (E.Rowe).	
2-9-CIN 25	(4:28) J.Mixon up the middle to CIN 26 for 1 yard (C.Wilkins).	
3-8-CIN 26	(3:44) (Shotgun) A.Dalton pass incomplete deep left to J.Ross III.	
4-8-CIN 26	(3:39) (Punt formation) K.Huber punts 59 yards to MIA 15, Center-C.Harris. T.Davis to MIA 25 for 10 yards (S.Morgan; T.McRae).	
	<i>PENALTY on MIA-M.Hollins, Illegal Block Above the Waist, 10 yards, enforced at MIA 25.</i>	

Miami Dolphins at 3:25

1-10-MIA 15	(3:25) R.Fitzpatrick pass incomplete deep left to D.Parker.	
2-10-MIA 15	(3:21) R.Fitzpatrick pass incomplete short middle to D.Parker [G.Atkins].	
3-10-MIA 15	(3:18) (Shotgun) R.Fitzpatrick pass short middle to A.Wilson to MIA 22 for 7 yards (D.Dennard).	
4-3-MIA 22	(2:31) (Punt formation) M.Haack punts 57 yards to CIN 21, Center-T.Pepper. D.Phillips to CIN 20 for -1 yards (P.Laird).	

Cincinnati Bengals at 2:18

1-10-CIN 20	(2:18) A.Dalton sacked ob at CIN 20 for 0 yards (sack split by J.Baker and D.Godchaux).	
-------------	---	--



Cincinnati Bengals vs Miami Dolphins at Hard Rock Stadium									
2-10-CIN 20	(1:44) (Shotgun) A.Dalton pass short left to T.Boyd to CIN 39 for 19 yards (J.Wiltz).	P1							
1-10-CIN 39	(1:09) J.Mixon left end to CIN 43 for 4 yards (Z.Sieler, J.Baker).								
2-6-CIN 43	(:28) (Shotgun) PENALTY on MIA-E.Rowe, Neutral Zone Infraction, 5 yards, enforced at CIN 43 - No Play.								
2-1-CIN 48	(:12) G.Bernard left guard to MIA 49 for 3 yards (D.Godchaux).	R2							
END OF QUARTER									
	Score	Time Poss	First Downs				Efficiencies		
			R	P	X	T	3 Down	4 Down	
Cincinnati Bengals	0	5:31	1	1	0	2	0/2	0/0	
Miami Dolphins	14	9:29	0	8	0	8	3/4	0/0	



Cincinnati Bengals vs Miami Dolphins at Hard Rock Stadium

Play By Play

Second Quarter

12/22/2019

Cincinnati Bengals continued.

<u>1-10-MIA 49</u>	(15:00) (Shotgun) A.Dalton pass incomplete short left to T.Boyd (A.Colbert).	
2-10-MIA 49	(14:54) (Shotgun) A.Dalton pass deep left to J.Ross III pushed ob at MIA 15 for 34 yards (T.Hayes).	P3
<u>1-10-MIA 15</u>	(14:28) J.Mixon left end to MIA 12 for 3 yards (E.Rowe).	
2-7-MIA 12	(13:45) J.Mixon left tackle to MIA 4 for 8 yards (A.Colbert; T.Harris).	R4
<u>1-4-MIA 4</u>	(13:06) (Shotgun) J.Mixon up the middle to MIA 2 for 2 yards (Z.Sieler; D.Godchaux).	
2-2-MIA 2	(12:27) J.Mixon right guard to MIA 1 for 1 yard (D.Godchaux).	
3-1-MIA 1	(11:48) J.Mixon up the middle to MIA 2 for -1 yards (J.Baker).	
4-2-MIA 2	(10:51) (Field Goal formation) R.Bullock 20 yard field goal is GOOD, Center-C.Harris, Holder-K.Huber.	

CIN 3 MIA 14, 12 plays, 78 yards, 1 penalty, 6:29 drive, 4:11 elapsed

R.Bullock kicks 65 yards from CIN 35 to end zone, Touchback.

Miami Dolphins at 10:49

1-10-MIA 25	(10:49) A.Pankey reported in as eligible. D.Turner up the middle to MIA 30 for 5 yards (S.Hubbard; A.Billings).	
2-5-MIA 30	(10:14) (Shotgun) D.Turner up the middle to MIA 31 for 1 yard (G.Pratt).	
3-4-MIA 31	(9:33) (Shotgun) R.Fitzpatrick pass incomplete deep left to M.Gesicki.	
4-4-MIA 31	(9:29) (Punt formation) M.Haack punts 50 yards to CIN 19, Center-T.Pepper. A.Erickson pushed ob at CIN 36 for 17 yards (D.Smythe).	

Cincinnati Bengals at 9:16

1-10-CIN 36	(9:16) J.Ross III right end to CIN 41 for 5 yards (T.Harris).	
2-5-CIN 41	(8:41) J.Mixon left guard to CIN 43 for 2 yards (V.Biegie; Z.Sieler).	
3-3-CIN 43	(8:00) (Shotgun) A.Dalton pass incomplete short left to T.Eifert.	
4-3-CIN 43	(7:56) (Punt formation) K.Huber punts 51 yards to MIA 6, Center-C.Harris, out of bounds.	

Miami Dolphins at 7:46

1-10-MIA 6	(7:46) M.Gaskin right tackle to MIA 6 for no gain (D.Dennard).	
2-10-MIA 6	(7:08) (Shotgun) R.Fitzpatrick pass incomplete short right to M.Gaskin (C.Dunlap).	
3-10-MIA 6	(7:05) (Shotgun) R.Fitzpatrick pass incomplete deep right to M.Gesicki (G.Mabin).	
4-10-MIA 6	(6:59) (Punt formation) M.Haack punts 60 yards to CIN 34, Center-T.Pepper. A.Erickson pushed ob at MIA 49 for 17 yards (P.Laird). <i>PENALTY on CIN-T.McRae, Offensive Holding, 10 yards, enforced at CIN 44.</i>	

Cincinnati Bengals at 6:47

1-10-CIN 34	(6:47) A.Dalton pass short right to C.Uzomah to CIN 39 for 5 yards (J.Baker).	
2-5-CIN 39	(6:02) J.Mixon left end to CIN 39 for no gain (Z.Sieler).	
3-5-CIN 39	(5:19) (Shotgun) A.Dalton pass incomplete short right to A.Erickson (J.Baker).	
4-5-CIN 39	(5:16) (Punt formation) K.Huber punts 48 yards to MIA 13, Center-C.Harris, fair catch by T.Davis.	

Miami Dolphins at 5:08

1-10-MIA 13	(5:08) A.Pankey reported in as eligible. R.Fitzpatrick pass incomplete short middle to D.Parker.	
2-10-MIA 13	(5:04) (Shotgun) R.Fitzpatrick scrambles right end to MIA 28 for 15 yards (C.Dunlap).	R9
<u>1-10-MIA 28</u>	(4:27) (Shotgun) R.Fitzpatrick pass short right to M.Gesicki to MIA 30 for 2 yards (S.Williams).	
2-8-MIA 30	(3:50) (Shotgun) R.Fitzpatrick pass short middle to A.Wilson to CIN 35 for 35 yards (D.Dennard).	P10
<u>1-10-CIN 35</u>	(3:08) (Shotgun) R.Fitzpatrick pass short left to I.Ford to CIN 31 for 4 yards (H.Nickerson).	
2-6-CIN 31	(2:27) (Shotgun) R.Fitzpatrick pass deep right to M.Gesicki for 31 yards, TOUCHDOWN. <i>J.Sanders extra point is GOOD, Center-T.Pepper, Holder-M.Haack.</i>	P11

CIN 3 MIA 21, 6 plays, 87 yards, 2:48 drive, 12:40 elapsed

J.Sanders kicks 65 yards from MIA 35 to end zone, Touchback.

Cincinnati Bengals at 2:20

1-10-CIN 25	(2:20) (Shotgun) A.Dalton pass incomplete short right to A.Erickson.	
2-10-CIN 25	(2:14) (Shotgun) A.Dalton pass short middle to T.Boyd to CIN 23 for -2 yards (A.Van Ginkel).	

Two-Minute Warning

3-12-CIN 23	(2:00) (Shotgun) A.Dalton pass incomplete short left to T.Boyd [A.Van Ginkel].	
4-12-CIN 23	(1:55) (Punt formation) K.Huber punts 44 yards to MIA 33, Center-C.Harris, fair catch by T.Davis.	

Miami Dolphins at 1:48

1-10-MIA 33	(1:48) M.Gaskin up the middle to MIA 35 for 2 yards (S.Williams; D.Dennard).	
-------------	--	--



Cincinnati Bengals vs Miami Dolphins at Hard Rock Stadium

Timeout #1 by CIN at 01:43.		
2-8-MIA 35	(1:43) (Shotgun) R.Fitzpatrick pass short middle to M.Gesicki to 50 for 15 yards (B.Webby; C.Fejedelem).	P12
<u>1-10-50</u>	(1:10) (Shotgun) R.Fitzpatrick pass incomplete short right.	
2-10-50	(1:07) (Shotgun) R.Fitzpatrick pass short left to M.Gesicki to CIN 43 for 7 yards (C.Fejedelem).	
3-3-CIN 43	(1:02) (Shotgun) R.Fitzpatrick pass incomplete short right to D.Parker.	
4-3-CIN 43	(:58) (Punt formation) M.Haack punts 28 yards to CIN 15, Center-T.Pepper, fair catch by A.Erickson.	
Cincinnati Bengals at 0:53		
1-10-CIN 15	(:53) (Shotgun) A.Dalton pass short right to T.Boyd pushed ob at CIN 29 for 14 yards (A.Colbert).	P5
<u>1-10-CIN 29</u>	(:45) (Shotgun) A.Dalton pass short left to A.Erickson to CIN 33 for 4 yards (M.Hartage).	
Timeout #2 by CIN at 00:37.		
2-6-CIN 33	(:37) (Shotgun) A.Dalton pass incomplete deep left to J.Ross III.	
3-6-CIN 33	(:31) (Shotgun) A.Dalton pass incomplete short left to J.Ross III.	
	<i>PENALTY on MIA-T.Hayes, Defensive Pass Interference, 12 yards, enforced at CIN 33 - No Play.</i>	X6
<u>1-10-CIN 45</u>	(:27) (Shotgun) A.Dalton pass incomplete deep left to J.Ross III.	
2-10-CIN 45	(:21) (Shotgun) A.Dalton pass short left to T.Eifert pushed ob at MIA 49 for 6 yards (E.Rowe).	
3-4-MIA 49	(:17) (Shotgun) A.Dalton pass short right to G.Bernard to MIA 46 for 3 yards (J.Wiltz).	
Timeout #3 by CIN at 00:11.		
4-1-MIA 46	(:11) (Shotgun) A.Dalton pass short right to J.Ross III pushed ob at MIA 34 for 12 yards (L.Stephens).	P7
Timeout #2 by MIA at 00:07.		
<u>1-10-MIA 34</u>	(:07) (Field Goal formation) <i>PENALTY on CIN-B.Price, False Start, 5 yards, enforced at MIA 34 - No Play.</i>	
1-15-MIA 39	(:07) (Field Goal formation) R.Bullock 57 yard field goal is GOOD, Center-C.Harris, Holder-K.Huber.	

CIN 6 MIA 21, 8 plays, 46 yards, 1 penalty, 0:51 drive, 14:58 elapsed

R.Bullock kicks 65 yards from CIN 35 to end zone, Touchback.

Miami Dolphins at 0:02, (1st play from scrimmage 0:01)

1-10-MIA 25 (:01) R.Fitzpatrick kneels to MIA 24 for -1 yards.

END OF QUARTER

	Score	Time Poss	First Downs				Efficiencies	
			R	P	X	T	3 Down	4 Down
Cincinnati Bengals	6	8:43	1	3	1	5	0/5	1/1
Miami Dolphins	21	6:17	1	3	0	4	0/3	0/0



Cincinnati Bengals vs Miami Dolphins at Hard Rock Stadium

Play By Play

CIN elects to Receive, and MIA elects to defend the goal.
J.Sanders kicks 65 yards from MIA 35 to end zone, Touchback.

Third Quarter

12/22/2019

Cincinnati Bengals at 15:00

1-10-CIN 25	(15:00) A.Dalton pass short right to T.Eifert to CIN 35 for 10 yards (C.Munson).	P8
<u>1-10-CIN 35</u>	(14:28) J.Mixon up the middle to CIN 35 for no gain (J.Jenkins).	
2-10-CIN 35	(13:55) J.Mixon right tackle to CIN 38 for 3 yards (D.Godchaux).	
3-7-CIN 38	(13:16) (Shotgun) A.Dalton pass incomplete short right to T.Eifert.	
4-7-CIN 38	(13:12) (Punt formation) K.Huber punts 48 yards to MIA 14, Center-C.Harris. T.Davis pushed ob at MIA 17 for 3 yards (G.Pratt).	

Miami Dolphins at 12:58

1-10-MIA 17	(12:58) R.Fitzpatrick pass deep left to D.Parker pushed ob at MIA 39 for 22 yards (W.Jackson III).	P13
<u>1-10-MIA 39</u>	(12:29) P.Laird up the middle to MIA 39 for no gain (G.Pratt).	
2-10-MIA 39	(11:48) (Shotgun) R.Fitzpatrick pass incomplete short middle to C.Walford.	
3-10-MIA 39	(11:44) (Shotgun) R.Fitzpatrick pass incomplete short middle [N.Vigil].	
	<i>PENALTY on CIN-N.Vigil, Roughing the Passer, 15 yards, enforced at MIA 39 - No Play.</i>	X14
<u>1-10-CIN 46</u>	(11:41) D.Turner right tackle to CIN 46 for no gain (C.Dunlap).	
2-10-CIN 46	(11:03) R.Fitzpatrick sacked at CIN 49 for -3 yards (S.Williams).	
3-13-CIN 49	(10:17) (Shotgun) R.Fitzpatrick pass short middle to I.Ford to CIN 34 for 15 yards (B.Webby; S.Williams).	P15
<u>1-10-CIN 34</u>	(9:38) R.Fitzpatrick pass short left to C.Walford to CIN 19 for 15 yards (D.Denard) [C.Lawson].	P16
<u>1-10-CIN 19</u>	(8:58) P.Laird left end to CIN 13 for 6 yards (C.Lawson; J.Bates III).	
2-4-CIN 13	(8:31) (No Huddle, Shotgun) R.Fitzpatrick pass short left to M.Gesicki for 13 yards, TOUCHDOWN [C.Lawson].	P17
	J.Sanders extra point is GOOD, Center-T.Pepper, Holder-M.Haack.	

CIN 6 MIA 28, 9 plays, 83 yards, 1 penalty, 4:34 drive, 6:36 elapsed

J.Sanders kicks 65 yards from MIA 35 to end zone, Touchback.

Cincinnati Bengals at 8:24

1-10-CIN 25	(8:24) (Shotgun) <i>PENALTY on CIN-F.Johnson, False Start, 5 yards, enforced at CIN 25 - No Play.</i>	
1-15-CIN 20	(8:24) (Shotgun) J.Mixon left tackle to CIN 29 for 9 yards (C.Munson).	
2-6-CIN 29	(7:51) (Shotgun) A.Dalton sacked at CIN 24 for -5 yards (C.Wilkins).	
3-11-CIN 24	(7:07) (Shotgun) A.Dalton pass deep middle to A.Erickson to CIN 43 for 19 yards (A.Colbert).	P9
<u>1-10-CIN 43</u>	(6:27) (Shotgun) J.Mixon right guard to CIN 44 for 1 yard (C.Munson).	
2-9-CIN 44	(5:50) A.Dalton pass incomplete deep left to J.Ross III.	
3-9-CIN 44	(5:43) (Shotgun) A.Dalton pass short left to J.Ross III ran ob at MIA 41 for 15 yards.	P10
<u>1-10-MIA 41</u>	(5:13) (Shotgun) G.Bernard up the middle to MIA 41 for no gain (Z.Sieler; J.Jenkins).	
2-10-MIA 41	(4:36) (Shotgun) A.Dalton pass short middle to C.Uzomah to MIA 34 for 7 yards (M.Hartage; J.Baker).	
3-3-MIA 34	(3:50) (Shotgun) A.Dalton pass incomplete deep right to J.Ross III.	
4-3-MIA 34	(3:45) (Shotgun) A.Dalton pass deep left to T.Boyd for 34 yards, TOUCHDOWN.	P11
	(Pass formation) TWO-POINT CONVERSION ATTEMPT. A.Dalton pass to C.Uzomah is incomplete. ATTEMPT FAILS.	

CIN 12 MIA 28, 10 plays, 75 yards, 4:46 drive, 11:22 elapsed

R.Bullock kicks 65 yards from CIN 35 to MIA 0. T.Davis to MIA 22 for 22 yards (G.Mabin).

Miami Dolphins at 3:38, (1st play from scrimmage 3:31)

1-10-MIA 22	(3:31) (Shotgun) M.Gaskin right guard to MIA 28 for 6 yards (A.Billings).	
2-4-MIA 28	(2:57) (Shotgun) M.Gaskin right guard to MIA 36 for 8 yards (S.Williams).	R18
<u>1-10-MIA 36</u>	(2:17) M.Gaskin right guard to MIA 36 for no gain (S.Williams).	
2-10-MIA 36	(1:36) (Shotgun) R.Fitzpatrick pass incomplete short right to I.Ford.	
3-10-MIA 36	(1:32) (Shotgun) R.Fitzpatrick pass deep right intended for D.Parker INTERCEPTED by D.Phillips [C.Lawson] at CIN 40. D.Phillips pushed ob at CIN 40 for no gain (D.Parker).	

Cincinnati Bengals at 1:26

1-10-CIN 40	(1:26) (Shotgun) A.Dalton pass short middle to C.Uzomah to MIA 43 for 17 yards (J.Baker; A.Colbert). MIA-J.Baker was injured during the play. His return is Questionable.	P12
<u>1-10-MIA 43</u>	(1:04) J.Mixon left tackle to MIA 43 for no gain (C.Munson).	
2-10-MIA 43	(:30) A.Dalton pass incomplete short right.	
3-10-MIA 43	(:24) (Shotgun) A.Dalton sacked at CIN 47 for -10 yards (T.Harris). FUMBLES (T.Harris), RECOVERED by MIA-A.Van Ginkel at CIN 45. A.Van Ginkel to CIN 45 for no gain (A.Dalton).	



Cincinnati Bengals vs Miami Dolphins at Hard Rock Stadium

Miami Dolphins at 0:15

- 1-10-CIN 45 (:15) R.Fitzpatrick pass incomplete short middle to M.Gaskin [C.Lawson].
- 2-10-CIN 45 (:07) (Shotgun) M.Gaskin left guard to CIN 41 for 4 yards (G.Pratt).

END OF QUARTER	Time		First Downs				Efficiencies	
	Score	Poss	R	P	X	T	3 Down	4 Down
Cincinnati Bengals	12	7:59	0	5	0	5	2/5	1/1
Miami Dolphins	28	7:01	1	4	1	6	1/2	0/0



Cincinnati Bengals vs Miami Dolphins at Hard Rock Stadium

Play By Play

Miami Dolphins continued.

Fourth Quarter

12/22/2019

3-6-CIN 41	(15:00) (Shotgun) R.Fitzpatrick pass incomplete short left to M.Gesicki (G.Mabin) [C.Lawson]. <i>PENALTY on CIN-G.Mabin, Defensive Pass Interference, 7 yards, enforced at CIN 41 - No Play.</i>	X19
<u>1-10-CIN 34</u>	(14:58) M.Gaskin left tackle to CIN 29 for 5 yards (G.Pratt).	
2-5-CIN 29	(14:14) (Shotgun) R.Fitzpatrick pass short left to A.Wilson ran ob at CIN 23 for 6 yards (B.Webb).	P20
<u>1-10-CIN 23</u>	(13:41) M.Gaskin up the middle to CIN 20 for 3 yards (G.Pratt).	
2-7-CIN 20	(13:04) (Shotgun) R.Fitzpatrick pass short right to I.Ford pushed ob at CIN 14 for 6 yards (D.Phillips).	
3-1-CIN 14	(12:31) (Shotgun) M.Gaskin up the middle to CIN 11 for 3 yards (S.Hubbard).	R21
<u>1-10-CIN 11</u>	(11:50) A.Wilson left end ran ob at CIN 2 for 9 yards (J.Bates III).	
2-1-CIN 2	(11:16) M.Gaskin up the middle for 2 yards, TOUCHDOWN.	R22
<i>J.Sanders extra point is GOOD, Center-T.Pepper, Holder-M.Haack.</i>		

CIN 12 MIA 35, 9 plays, 45 yards, 1 penalty, 4:03 drive, 3:48 elapsed

J.Sanders kicks 66 yards from MIA 35 to CIN -1. D.Phillips pushed ob at CIN 28 for 29 yards (D.Turner).

Cincinnati Bengals at 11:12, (1st play from scrimmage 11:05)

1-10-CIN 28	(11:05) (Shotgun) A.Dalton pass short left to J.Mixon to CIN 45 for 17 yards (J.Baker).	P13
<u>1-10-CIN 45</u>	(10:30) (Shotgun) J.Mixon up the middle to CIN 47 for 2 yards (J.Baker). MIA-V.Biegel was injured during the play. His return is Questionable.	
2-8-CIN 47	(10:12) (Shotgun) A.Dalton pass short middle to T.Eifert to MIA 37 for 16 yards (J.Baker).	P14
<u>1-10-MIA 37</u>	(9:37) J.Mixon right end pushed ob at MIA 37 for no gain (T.Harris).	
2-10-MIA 37	(9:00) (Shotgun) A.Dalton pass short middle to T.Boyd to MIA 24 for 13 yards (N.Needham).	P15
<u>1-10-MIA 24</u>	(8:24) (Shotgun) A.Dalton pass incomplete short left to T.Boyd.	
2-10-MIA 24	(8:19) (Shotgun) J.Mixon up the middle to MIA 19 for 5 yards (A.Van Ginkel).	
3-5-MIA 19	(7:42) (Shotgun) A.Dalton pass short right to A.Erickson to MIA 12 for 7 yards (N.Brooks; M.Hartage).	P16
<u>1-10-MIA 12</u>	<i>(7:01) (Shotgun) PENALTY on CIN-B.Price, False Start, 5 yards, enforced at MIA 12 - No Play.</i>	
1-15-MIA 17	(6:48) (Shotgun) A.Dalton pass short middle to G.Bernard to MIA 8 for 9 yards (J.Baker).	
2-6-MIA 8	(6:15) (Shotgun) A.Dalton pass short middle to C.Uzomah for 8 yards, TOUCHDOWN.	P17
<i>R.Bullock extra point is GOOD, Center-C.Harris, Holder-K.Huber.</i>		

CIN 19 MIA 35, 10 plays, 72 yards, 5:01 drive, 8:49 elapsed

R.Bullock kicks 57 yards from CIN 35 to MIA 8. I.Ford ran ob at MIA 14 for 6 yards (S.Morgan).

Miami Dolphins at 6:11, (1st play from scrimmage 6:08)

1-10-MIA 14	(6:08) A.Pankey reported in as eligible. D.Turner right guard to MIA 14 for no gain (G.Pratt). Timeout #1 by CIN at 06:02.	
2-10-MIA 14	(6:02) (Shotgun) R.Fitzpatrick pass short middle to D.Parker to MIA 26 for 12 yards (B.Webb).	P23
<u>1-10-MIA 26</u>	(5:17) M.Gaskin right guard to MIA 41 for 15 yards (S.Williams).	R24
<u>1-10-MIA 41</u>	(4:29) P.Laird right tackle to MIA 41 for no gain (D.Dennard). Timeout #2 by CIN at 04:23.	
2-10-MIA 41	(4:23) M.Gaskin right end pushed ob at MIA 46 for 5 yards (D.Dennard).	
3-5-MIA 46	(4:18) (Shotgun) R.Fitzpatrick pass short right to M.Gaskin to MIA 49 for 3 yards (S.Williams, N.Vigil) [C.Lawson]. <i>PENALTY on CIN-C.Lawson, Roughing the Passer, 15 yards, enforced at MIA 49.</i>	X25
<u>1-10-CIN 36</u>	(4:10) M.Gaskin right end to CIN 36 for no gain (S.Hubbard). <i>Penalty on MIA-Je.Davis, Offensive Holding, declined.</i>	
2-10-CIN 36	<i>(4:04) PENALTY on CIN-G.Pratt, Neutral Zone Infraction, 5 yards, enforced at CIN 36 - No Play.</i>	
2-5-CIN 31	(4:04) M.Gaskin right tackle to CIN 27 for 4 yards (G.Pratt). Timeout #3 by CIN at 03:59.	
3-1-CIN 27	(3:59) (Shotgun) M.Gaskin up the middle to CIN 29 for -2 yards (G.Pratt). MIA-M.Gaskin was injured during the play. His return is Questionable. Timeout #1 by MIA at 03:12.	
4-3-CIN 29	(3:12) (Field Goal formation) J.Sanders 47 yard field goal is No Good, Wide Left, Center-T.Pepper, Holder-M.Haack.	

Cincinnati Bengals at 3:07

1-10-CIN 37	(3:07) (Shotgun) A.Dalton pass short right to A.Erickson pushed ob at CIN 48 for 11 yards (N.Brooks).	P18
<u>1-10-CIN 48</u>	(3:02) (Shotgun) A.Dalton pass incomplete short right to G.Bernard.	
2-10-CIN 48	(2:58) (Shotgun) A.Dalton pass short middle to A.Erickson to MIA 43 for 9 yards (M.Hartage).	



Cincinnati Bengals vs Miami Dolphins at Hard Rock Stadium

3-1-MIA 43	(2:33) (No Huddle, Shotgun) A.Dalton pass short middle to T.Boyd to MIA 32 for 11 yards (J.Baker).	P19
<u>1-10-MIA 32</u>	(2:13) (No Huddle, Shotgun) A.Dalton pass incomplete short middle to T.Boyd (Z.Sieler).	
2-10-MIA 32	(2:09) (Shotgun) PENALTY on CIN-F.Johnson, False Start, 5 yards, enforced at MIA 32 - No Play.	
2-15-MIA 37	(2:09) (Shotgun) PENALTY on MIA-Z.Sieler, Neutral Zone Infraction, 5 yards, enforced at MIA 37 - No Play.	
2-10-MIA 32	(2:09) (Shotgun) A.Dalton pass incomplete deep right to J.Ross III.	
3-10-MIA 32	(2:04) (Shotgun) A.Dalton pass incomplete short middle to T.Eifert (Z.Sieler).	
Two-Minute Warning		
4-10-MIA 32	(2:00) (Shotgun) A.Dalton pass deep right intended for T.Eifert INTERCEPTED by E.Rowe at MIA 10. E.Rowe to MIA 15 for 5 yards (G.Bernard). PENALTY on MIA-E.Rowe, Defensive Holding, 5 yards, enforced at MIA 32 - No Play.	X20
<u>1-10-MIA 27</u>	(1:51) (Shotgun) A.Dalton pass short middle to J.Ross III to MIA 15 for 12 yards (E.Rowe; N.Needham).	P21
<u>1-10-MIA 15</u>	(1:28) (No Huddle, Shotgun) A.Dalton pass short right to A.Erickson to MIA 10 for 5 yards (N.Brooks).	
2-5-MIA 10	(1:02) (No Huddle, Shotgun) A.Dalton pass short middle to J.Ross III to MIA 3 for 7 yards (N.Needham).	P22
<u>1-3-MIA 3</u>	(:42) (No Huddle, Shotgun) A.Dalton pass incomplete short left to T.Boyd.	
2-3-MIA 3	(:39) (Shotgun) A.Dalton pass incomplete short right to A.Erickson (N.Brooks).	
3-3-MIA 3	(:36) (Shotgun) A.Dalton pass incomplete short right to T.Boyd (T.Hayes).	
	Timeout #2 by MIA at 00:33.	
4-3-MIA 3	(:33) (Shotgun) A.Dalton pass short middle to T.Boyd for 3 yards, TOUCHDOWN. (Pass formation) TWO-POINT CONVERSION ATTEMPT. A.Dalton pass to T.Eifert is complete. ATTEMPT SUCCEEDS.	P23

CIN 27 MIA 35, 14 plays, 63 yards, 2 penalties, 2:38 drive, 14:31 elapsed

(Onside Kick formation) R.Bullock kicks inside 11 yards from CIN 35 to CIN 46. RECOVERED by CIN-Jo.Evans.

Cincinnati Bengals at 0:29, (1st play from scrimmage 0:28)

1-10-CIN 46	(:28) A.Dalton pass incomplete short right to T.Eifert.	
2-10-CIN 46	(:23) (Shotgun) A.Dalton pass deep middle to T.Boyd to MIA 25 for 29 yards (N.Needham). CIN-T.Boyd was injured during the play. His return is Questionable.	P24
<u>1-10-MIA 25</u>	(:04) (No Huddle) A.Dalton spiked the ball to stop the clock.	
2-10-MIA 25	(:03) (Shotgun) A.Dalton pass deep middle to T.Eifert for 25 yards, TOUCHDOWN. Timeout #3 by MIA at 00:00.	P25
	(Pass formation) TWO-POINT CONVERSION ATTEMPT. A.Dalton rushes right end. ATTEMPT SUCCEEDS.	

CIN 35 MIA 35, 4 plays, 54 yards, 0:29 drive, 15:00 elapsed

END OF QUARTER	Score	Time Poss	First Downs				Efficiencies	
			R	P	X	T	3 Down	4 Down
Cincinnati Bengals	35	8:08	0	12	1	13	2/4	1/1
Miami Dolphins	35	6:52	3	2	2	7	1/3	0/0



Cincinnati Bengals vs Miami Dolphins at Hard Rock Stadium

Play By Play

MIA wins toss, elects to Receive, and CIN elects to defend the goal.
R.Bullock kicks 65 yards from CIN 35 to end zone, Touchback.

Overtime

12/22/2019

Miami Dolphins at 10:00

- 1-10-MIA 25
1-10-MIA 38
2-5-MIA 43
3-2-MIA 46
4-2-MIA 46
- (10:00) R.Fitzpatrick pass short left to D.Smythe to MIA 38 for 13 yards (N.Vigil).
(9:26) (Shotgun) R.Fitzpatrick pass short middle to D.Smythe to MIA 43 for 5 yards (S.Williams).
(8:41) (Shotgun) P.Laird left guard to MIA 46 for 3 yards (C.Dunlap).
(7:56) (Shotgun) R.Fitzpatrick pass incomplete deep left to M.Gesicki (J.Bates III).
(7:50) (Punt formation) M.Haack punts 49 yards to CIN 5, Center-T.Pepper, downed by MIA-W.Aikens.
- P26

Cincinnati Bengals at 7:42

- 1-10-CIN 5
2-7-CIN 8
3-5-CIN 10
4-1-CIN 14
- (7:42) (Shotgun) J.Mixon up the middle to CIN 8 for 3 yards (C.Wilkins).
(7:06) J.Mixon right tackle to CIN 10 for 2 yards (T.Harris).
(6:28) (Shotgun) A.Dalton pass short middle to J.Ross III to CIN 14 for 4 yards (N.Brooks).
(5:31) (Punt formation) K.Huber punts 51 yards to MIA 35, Center-C.Harris. T.Davis to MIA 40 for 5 yards (C.Carter).

Miami Dolphins at 5:21

- 1-10-MIA 40
2-10-MIA 40
3-10-MIA 40
4-20-MIA 30
- (5:21) (Shotgun) R.Fitzpatrick pass incomplete short left to D.Parker.
(5:16) (Shotgun) R.Fitzpatrick pass incomplete short right to D.Parker (D.Phillips).
(5:11) (Shotgun) R.Fitzpatrick sacked at MIA 30 for -10 yards (S.Hubbard).
(4:27) (Punt formation) M.Haack punts 50 yards to CIN 20, Center-T.Pepper. A.Erickson pushed ob at CIN 36 for 16 yards (A.Van Ginkel).

Cincinnati Bengals at 4:13

- 1-10-CIN 36
1-15-CIN 31
2-9-CIN 37
3-6-CIN 40
4-6-CIN 40
- (4:13) *PENALTY on CIN-C.Uzomah, False Start, 5 yards, enforced at CIN 36 - No Play.*
(4:13) (Shotgun) A.Dalton pass short left to J.Mixon pushed ob at CIN 37 for 6 yards (T.Hayes).
(4:07) J.Mixon right guard to CIN 40 for 3 yards (Z.Sieler).
(3:29) (Shotgun) A.Dalton pass incomplete short left to J.Ross III (N.Needham).
(3:25) (Punt formation) K.Huber punts 30 yards to MIA 30, Center-C.Harris, out of bounds.

Miami Dolphins at 3:19

- 1-10-MIA 30
2-10-MIA 30
3-10-MIA 30
1-10-MIA 45
2-11-MIA 44
- (3:19) R.Fitzpatrick pass incomplete short right to D.Parker.
(3:15) (Shotgun) R.Fitzpatrick pass incomplete short middle to M.Gesicki (D.Phillips) [D.Dennard].
(3:11) (Shotgun) R.Fitzpatrick pass short middle to I.Ford to MIA 45 for 15 yards (B.Webb) [C.Dunlap].
(2:32) (Shotgun) P.Laird right end to MIA 44 for -1 yards (G.Pratt).
Timeout #1 by CIN at 02:25.
(2:25) (Shotgun) R.Fitzpatrick pass short middle to M.Gesicki to CIN 42 for 14 yards (N.Vigil).
- P27

P28

Two-Minute Warning

- 1-10-CIN 42

1-10-CIN 14
2-12-CIN 16
3-13-CIN 17

4-15-CIN 19
- (2:00) (Shotgun) R.Fitzpatrick pass short middle to I.Ford to CIN 14 for 28 yards (G.Pratt).
Timeout #2 by CIN at 01:51.
(1:51) R.Fitzpatrick kneels to CIN 16 for -2 yards.
(1:04) R.Fitzpatrick kneels to CIN 17 for -1 yards.
(:25) R.Fitzpatrick kneels to CIN 19 for -2 yards.
Timeout #1 by MIA at 00:04.
(:04) (Field Goal formation) J.Sanders 37 yard field goal is GOOD, Center-T.Pepper, Holder-M.Haack.
- P29

CIN 35 MIA 38, 10 plays, 51 yards, 3:19 drive, 15:00 elapsed									
END OF QUARTER	Score	Time	First Downs				Efficiencies		
		Poss	R	P	X	T	3 Down	4 Down	
Cincinnati Bengals	35	3:15	0	0	0	0	0/2	0/0	
Miami Dolphins	38	6:45	0	4	0	4	1/4	0/0	



Miscellaneous Statistics Report

Cincinnati Bengals vs Miami Dolphins
12/22/2019 at Hard Rock Stadium

Ten Longest Plays for Cincinnati Bengals

Yards	Qtr	Play Start	Play Description
34	2	2-10-MIA 49	(14:54) (Shotgun) A.Dalton pass deep left to J.Ross III pushed ob at MIA 15 for 34 yards (T.Hayes).
34	3	4-3-MIA 34	(3:45) (Shotgun) A.Dalton pass deep left to T.Boyd for 34 yards, TOUCHDOWN.
29	4	2-10-CIN 46	(:23) (Shotgun) A.Dalton pass deep middle to T.Boyd to MIA 25 for 29 yards (N.Needham). CIN-T.Boyd was injured during the play. His return is Questionable.
25	4	2-10-MIA 25	(:03) (Shotgun) A.Dalton pass deep middle to T.Eifert for 25 yards, TOUCHDOWN.
19	1	2-10-CIN 20	(1:44) (Shotgun) A.Dalton pass short left to T.Boyd to CIN 39 for 19 yards (J.Wiltz).
19	3	3-11-CIN 24	(7:07) (Shotgun) A.Dalton pass deep middle to A.Erickson to CIN 43 for 19 yards (A.Colbert).
17	3	1-10-CIN 40	(1:26) (Shotgun) A.Dalton pass short middle to C.Uzomah to MIA 43 for 17 yards (J.Baker; A.Colbert). MIA-J.Baker was injured during the play. His return is Questionable.
17	4	1-10-CIN 28	(11:05) (Shotgun) A.Dalton pass short left to J.Mixon to CIN 45 for 17 yards (J.Baker).
16	4	2-8-CIN 47	(10:12) (Shotgun) A.Dalton pass short middle to T.Eifert to MIA 37 for 16 yards (J.Baker).
15	3	3-9-CIN 44	(5:43) (Shotgun) A.Dalton pass short left to J.Ross III ran ob at MIA 41 for 15 yards.

Ten Longest Plays for Miami Dolphins

Yards	Qtr	Play Start	Play Description
51	1	1-10-MIA 42	(5:57) R.Fitzpatrick pass deep middle to D.Parker to CIN 7 for 51 yards (W.Jackson III) [S.Williams].
35	2	2-8-MIA 30	(3:50) (Shotgun) R.Fitzpatrick pass short middle to A.Wilson to CIN 35 for 35 yards (D.Dennard).
31	2	2-6-CIN 31	(2:27) (Shotgun) R.Fitzpatrick pass deep right to M.Gesicki for 31 yards, TOUCHDOWN.
28	5	1-10-CIN 42	(2:00) (Shotgun) R.Fitzpatrick pass short middle to I.Ford to CIN 14 for 28 yards (G.Pratt).
27	1	2-19-CIN 49	(11:22) (Shotgun) R.Fitzpatrick pass deep right to A.Hurns pushed ob at CIN 22 for 27 yards (D.Dennard; S.Williams).
22	3	1-10-MIA 17	(12:58) R.Fitzpatrick pass deep left to D.Parker pushed ob at MIA 39 for 22 yards (W.Jackson III).
19	1	3-12-MIA 23	(6:26) (Shotgun) R.Fitzpatrick pass deep middle to D.Parker to MIA 42 for 19 yards (C.Fejedelem).
18	4	3-5-MIA 46	(4:18) (Shotgun) R.Fitzpatrick pass short right to M.Gaskin to MIA 49 for 3 yards (S.Williams, N.Vigil) [C.Lawson].
15	2	2-10-MIA 13	(5:04) (Shotgun) R.Fitzpatrick scrambles right end to MIA 28 for 15 yards (C.Dunlap).
15	2	2-8-MIA 35	(1:43) (Shotgun) R.Fitzpatrick pass short middle to M.Gesicki to 50 for 15 yards (B.Webb; C.Fejedelem).

Touchdown Scoring Information

		Offense	Defense	Special Teams
VISITOR	Cincinnati Bengals	4	0	0
HOME	Miami Dolphins	5	0	0

Player Scoring Information

Club	Player	TD	Rush TD	Rec TD	KO TD	Punt TD	Int TD	Fum TD	Misc TD	FG	XP	2Pt Rush	2Pt Rec	Sfty	Points
CIN	T.Boyd	0	0	2	0	0	0	0	0	0	0	0	0	0	12
CIN	T.Eifert	0	0	1	0	0	0	0	0	0	0	0	0	1	8
CIN	R.Bullock	0	0	0	0	0	0	0	0	2	1	0	0	0	7
CIN	C.Uzomah	0	0	1	0	0	0	0	0	0	0	0	0	0	6
CIN	A.Dalton	0	0	0	0	0	0	0	0	0	0	1	0	0	2
MIA	M.Gesicki	0	0	2	0	0	0	0	0	0	0	0	0	0	12
MIA	J.Sanders	0	0	0	0	0	0	0	0	1	5	0	0	0	8
MIA	M.Gaskin	0	1	0	0	0	0	0	0	0	0	0	0	0	6
MIA	D.Parker	0	0	1	0	0	0	0	0	0	0	0	0	0	6
MIA	C.Wilkins	0	0	1	0	0	0	0	0	0	0	0	0	0	6

Possession Detail

	First Half		Second Half		Game	
	Visitor	Home	Visitor	Home	Visitor	Home
Largest Lead	0	18	0	23	0	23
Drives Leading	0	7	0	4	0	11
Time of Possession Leading	0:00	9:18	0:00	13:53	0:00	23:11
Largest Deficit	-18	0	-23	0	-23	0
Drives Trailing	7	0	6	0	13	0
Time of Possession Trailing	14:14	0:00	16:07	0:00	30:21	0:00
Times Score Tied Up		0		1		1
Lead Changes		1		1		2



Playtime Percentage

Percent of playtime per player on offense, defense and special teams

Cincinnati Bengals				Miami Dolphins			
	Offense	Defense	Special Teams		Offense	Defense	Special Teams
M Jordan	G 90 100%		3 8%	J Davis	T 90 100%		7 19%
T Hopkins	C 90 100%		3 8%	J Davenport	T 90 100%		7 19%
B Hart	T 90 100%			M Delter	G 90 100%		7 19%
A Dalton	QB 90 100%			D Calhoun	G 90 100%		7 19%
T Boyd	WR 83 92%			R Fitzpatrick	QB 90 100%		
B Price	C 81 90%		3 8%	D Kilgore	C 90 100%		
J Ross	WR 71 79%			D Parker	WR 75 83%		2 5%
A Erickson	WR 68 76%		5 14%	A Wilson	WR 66 73%		2 5%
F Johnson	G 62 69%		7 19%	M Gesicki	TE 58 64%		2 5%
T Elfert	TE 57 63%			D Smythe	TE 55 61%		20 54%
G Bernard	RB 51 57%		1 3%	P Laird	RB 49 54%		19 51%
C Uzomah	TE 47 52%		17 46%	I Ford	WR 38 42%		2 5%
J Mixon	RB 39 43%			M Gaskin	RB 34 38%		1 3%
C Glenn	T 28 31%		3 8%	A Hurns	WR 32 36%		
C Carter	TE 19 21%		29 78%	C Walford	TE 28 31%		7 19%
S Morgan	WR 15 17%		20 54%	M Hollins	WR 5 6%		26 70%
J Jerry	G 9 10%		3 8%	D Turner	RB 5 6%		25 68%
J Bates	FS	90 100%	3 8%	A Pankey	G 4 4%		7 19%
S Williams	SS	89 99%	13 35%	C Wilkins	DE 1 1%	55 61%	11 30%
B Webb	CB	88 98%	1 3%	N Needham	CB	90 100%	3 8%
D Dennard	CB	80 89%	9 24%	E Rowe	CB	90 100%	3 8%
N Vigil	LB	78 87%	8 22%	J Baker	LB	87 97%	9 24%
S Hubbard	DE	74 82%	9 24%	A Colbert	FS	84 93%	8 22%
A Billings	NT	72 80%	8 22%	T Hayes	CB	67 74%	9 24%
G Atkins	DT	72 80%	1 3%	A Van Ginkel	LB	65 72%	22 59%
C Dunlap	DE	67 74%	8 22%	T Harris	LB	60 67%	2 5%
G Pratt	LB	63 70%	9 24%	S Eguavoen	LB	48 53%	13 35%
C Lawson	DE	51 57%		Z Sieler	DT	48 53%	3 8%
J Tupou	NT	47 52%	10 27%	M Hartage	SS	46 51%	14 38%
W Jackson	CB	40 44%		D Godchaux	DT	44 49%	3 8%
D Phillips	CB	27 30%	18 49%	V Biegel	LB	41 46%	20 54%
J Evans	LB	13 14%	26 70%	C Munson	LB	36 40%	9 24%
H Nickerson	LB	12 13%	33 89%	N Brooks	DB	34 38%	3 8%
C Fejedelem	SS	10 11%	32 86%	J Wiltz	CB	33 37%	9 24%
A Brown	DE	9 10%	6 16%	J Jenkins	DE	32 36%	3 8%
G Mabin	CB	5 6%	19 51%	S Parker	FS	14 16%	1 3%
F Akinmoladun	DE	2 2%		J Davis	DE	9 10%	3 8%
T Henderson	SS	1 1%	18 49%	L Stephens	DB	7 8%	4 11%
L Reynolds	LB		26 70%	W Aikens	SS		28 76%
T McRae	CB		13 35%	D Lacey	LB		25 68%
C Harris	LS		11 30%	T Davis	WR		15 41%
K Huber	P		11 30%	J Sanders	K		13 35%
T Williams	RB		11 30%	M Haack	P		13 35%
R Bullock	K		10 27%	T Pepper	LS		13 35%
			E Brown	C			7 19%