CAROLINA PANTHERS

VS

NEW ORLEANS SAINTS

Media Information

Week 17 • December 29, 2019 • 1:00 p.m. ET

CAROLINA PANTHERS (5-10)
VS
NEW ORLEANS SAINTS (12-3)

BANK OF AMERICA STADIUM (73,778)
DECEMBER 29, 2019 • 1:00 P.M. ET

CAROLINA VS NEW ORLEANS

• The Carolina Panthers wrap up the 2019 regular season with a home game against the New Orleans Saints.

• **CAROLINA:** The Panthers lost to the Indianapolis Colts last week by a score of 38-6, bringing their record to 5-10.

• **NEW ORLEANS:** Following a 38-28 win over Tennessee last week, the Saints improved their record to 12-3.

• The Panthers and Saints have faced off 50 times and the series is evenly split with each team having won 25 games (including postseason).

CMC SETS (ANOTHER) RECORD

FIRST RB IN NFL HISTORY WITH MULTIPLE SEASONS OF 100+ RECEPTIONS

RB **Christian McCaffrey** caught 15 passes last week, bringing his season total to 109 receptions, a new single-season NFL record for receptions by a RB.

The previous record for receptions by a RB in a season was 107, which was set by McCaffrey in 2018.

After his 15-catch performance, McCaffrey became the first RB in NFL history to record multiple 100-catch seasons.

He also became just the 2nd player in NFL history with 2,000+ scrimmage yards and 100+ receptions in a single season, joining RB LaDainian Tomlinson (2003) as the only players to achieve the feat.

2019 PANTHERS SCHEDULE

SCHEDULE		2019
9.8		L • 27-30
THURSDAY 9.12		L • 14-20
9.22	@	W • 38-20
9.29	@	W • 16-10
10.6		W • 34-27
10.13		W • 37-26 LONDON
10.27	@	L • 13-51
11.3		W • 30-20
11.10	@	L • 16-24
11.17		L • 3-29
11.24	@	L • 31-34
12.1		L • 21-29
12.8	@	L • 20-40
12.15		L • 24-30
12.22	@	L • 6-38
12.29		1:00 PM

BROADCAST INFORMATION

TELEVISION
FOX
WJZY (Charlotte)
Play-by-Play: Kenny Albert
Analyst: Ronde Barber
Sideline: Lindsay Czarniak

NATIONAL RADIO
Compass
Media Networks
Play-by-Play: Bill Rosinski
Analyst: Brian Baldinger

RADIO FLAGSHIP
WBT
1110 AM • 99.3 FM
Play-by-Play: Mick Mixon
Analyst: Jim Szoke
Analyst: Jake Delhomme
Sideline: Caroline Cann

PANTHERS COMMUNICATIONS
Steven Drummond *Vice President - Communications & External Affairs* • **Ryan Anderson** *Assistant Director of Communications*
Preston Edwards *Communications Assistant* • **Maria Vanderford** *Media Relations Assistant* • **Vernon Dennis** *Communications Intern*

WEEK 16 RECAP

WEEK 16 AT INDIANAPOLIS

LUCAS OIL STADIUM • INDIANAPOLIS, IN
SUNDAY, DECEMBER 22, 2019

(5-10)	6 - 38	(7-8)

PANTHERS ADD 3 SACKS

- Carolina leads the NFL with 52 sacks on the season.
- The Panthers tallied 3 sacks last week at Indianapolis. DT **Gerald McCoy**, LB/DE **Brian Burns** and LB/DE **Bruce Irvin** each recorded one sack apiece.
- **Burns** brought his season total to 6.5 sacks, the 4th most among rookies this season and the 2nd most by a rookie in Panthers history (Julius Peppers, 12.0 in 2002).
- **McCoy** improved his season total to 6.0 sacks. Since entering the NFL in 2010, he ranks 3rd among all DTs with 60.5 sacks.



- In his first season with Carolina, **Irvin** has recorded 7.5 sacks, 2nd most on the team in 2019. He has now racked up 7-or-more sacks in 4 of his 8 NFL seasons.
- There are 14 different players in the sack column for the Panthers in 2019, the most by any NFL team. Of those 14 players, 7 have tallied 4.0+ sacks each, also an NFL high.

SLYE FROM 50+

- K **Joey Slye** converted a 50-yard field goal in the third quarter, his 8th made field goal of 50+ yards this season.
- The 8 field goals of 50+ yards lead the NFL and are a Panthers single-season franchise record.



CMC'S RECORD DAY

15 RECEPTIONS — SINGLE-GAME FRANCHISE RECORD

109 RECEPTIONS IN 2019 — SINGLE-SEASON NFL RECORD BY A RB

- RB **Christian McCaffrey** tallied 15 receptions to reach the 100-reception mark for the 2nd-consecutive season, becoming the 1st RB in NFL history with multiple 100-catch seasons.
- McCaffrey's 15 catches are the most by a Panthers player in a single game in franchise history.
- His 109 catches this season are a new NFL record, breaking the previous record of 107 catches which was set by McCaffrey in 2018.
- McCaffrey is the 2nd player in NFL history with 2,000+ scrimmage yards and 100+ receptions in a single season, joining **LaDainian Tomlinson** (2003) as the only players to achieve the feat.
- McCaffrey's 933 receiving yards this season are the most by a running back in a single season in franchise history.
- His performance marked his 13th game this season with 100+ yards from scrimmage and his 9th game with 150+ scrimmage yards.

AROUND THE NFC SOUTH

2019 NFC SOUTH STANDINGS

	W	L	T	PF	PA	PD
New Orleans	12	3	0	416	331	+85
Tampa Bay	7	8	0	436	421	+15
Atlanta	6	9	0	353	377	-24
Carolina	***5***	***10***	***0***	***330***	***428***	***-98***

WEEK 16 RESULTS

Houston 23 @ Tampa Bay 20
Carolina 6 @ **Indianapolis 38**
Jacksonville 12 @ **Atlanta 24**
New Orleans 38 @ Tennessee 28

WEEK 17 SCHEDULE

Carolina (5-10) @ New Orleans (12-3)	Sun. 1:00 p.m. ET
Atlanta (6-9) @ Tampa Bay (7-8)	Sun. 1:00 p.m. ET

TOP 10 RANKINGS IN 2019

PRESS BOX STATISTICS

OFFENSE

INDIVIDUAL

Statistic	*Leader*	*No.*	*NFL Rank*
Scrimmage yards	Christian McCaffrey	2,294	1st
Scrimmage yards per game	Christian McCaffrey	152.9	1st
Rushing yards	Christian McCaffrey	1,361	2nd
Rushing yards per game	Christian McCaffrey	90.7	3rd
Yards per rush (min 100 att)	Christian McCaffrey	4.90	9th
Rush attempts	Christian McCaffrey	278	t-3rd
Rushing TDs	Christian McCaffrey	14	2nd
Total TDs	Christian McCaffrey	18	2nd
Longest rush	Christian McCaffrey	84	3rd
Receptions	Christian McCaffrey	109	2nd
Receptions by RB	Christian McCaffrey	109	1st
Receiving yards by RB	Christian McCaffrey	933	2nd
Yards after catch	Christian McCaffrey	953	1st
Receptions by TE	Greg Olsen	50	t-10th
Receiving yards by TE	Greg Olsen	585	10th
Receiving 1st downs by TE	Greg Olsen	34	7th
Receptions	DJ Moore	87	t-10th
Receiving yards	DJ Moore	1,175	5th
Receiving 1st downs	DJ Moore	63	t-5th
Targets	DJ Moore	135	t-8th
Big plays (50+ yards)	DJ Moore	4	t-2nd

TEAM

Statistic	*No.*	*NFL Rank*
Yards per rush	4.83	5th
Rushing TDs	19	t-3rd
Big plays (50+ yards)	8	t-3rd
Passing 1st downs	217	3rd
Offensive penalties	27	fewest in NFL

DEFENSE

INDIVIDUAL

Statistic	*Leader*	*No.*	*NFL Rank*
Tackles	Luke Kuechly	137	t-3rd
Sacks among rookies	Brian Burns	6.5	4th
Sacks among safeties	Eric Reid	4.0	2nd
Tackles among safeties	Eric Reid	118	2nd
Passes defensed by LB	Luke Kuechly	11	3rd
Safeties	Luke Kuechly	1	t-1st
Safeties	Bruce Irvin	1	t-1st

TEAM

Statistic	*No.*	*NFL Rank*
Sacks	52	1st
QB hits	103	t-3rd
Safeties	2	t-1st
Interceptions	14	t-6th

WEEK 17 • CAROLINA PANTHERS VS NEW ORLEANS SAINTS

PREVIOUS RESULTS

PANTHERS (25-25) vs SAINTS

Home: 12-12 • Away: 13-13 • Playoffs: 0-1

10/22/95	NEW ORLEANS	W 20-3	11/25/07	NEW ORLEANS	L 6-31
11/26/95	at New Orleans	L 26-34	10/19/08	NEW ORLEANS	W 30-7
09/08/96	at New Orleans	W 22-20	12/28/08	at New Orleans	W 33-31
10/20/96	NEW ORLEANS	W 19-7	11/08/09	at New Orleans	L 20-30
10/19/97	at New Orleans	W 13-0	01/03/10	NEW ORLEANS	W 23-10
11/30/97	NEW ORLEANS	L 13-16	10/03/10	at New Orleans	L 14-16
09/13/98	at New Orleans	L 14-19	11/07/10	NEW ORLEANS	L 3-34
11/01/98	NEW ORLEANS	W 31-17	10/09/11	NEW ORLEANS	L 27-30
09/12/99	at New Orleans	L 10-19	01/01/12	at New Orleans	L 17-45
01/02/00	NEW ORLEANS	W 45-13	09/16/12	NEW ORLEANS	W 35-27
10/15/00	at New Orleans	L 6-24	12/30/12	at New Orleans	W 44-38
11/12/00	NEW ORLEANS	L 10-20	12/08/13	at New Orleans	L 13-31
10/14/01	NEW ORLEANS	L 25-27	12/22/13	NEW ORLEANS	W 17-13
12/02/01	at New Orleans	L 23-27	10/30/14	NEW ORLEANS	L 10-28
11/10/02	NEW ORLEANS	L 24-34	12/07/14	at New Orleans	W 41-10
12/29/02	at New Orleans	W 10-6	09/27/15	NEW ORLEANS	W 27-22
10/05/03	NEW ORLEANS	W 19-13	12/06/15	at New Orleans	W 41-38
10/26/03	at New Orleans	W 23-20 OT	10/16/16	at New Orleans	L 38-41
12/05/04	at New Orleans	W 32-21	11/17/16	NEW ORLEANS	W 23-20
01/02/05	NEW ORLEANS	L 18-21	09/24/17	NEW ORLEANS	L 13-34
09/11/05	NEW ORLEANS	L 20-23	12/03/17	at New Orleans	L 21-31
12/18/05	at New Orleans (at LSU)	W 27-10	01/07/18	at New Orleans (playoffs)	L 26-31
10/01/06	NEW ORLEANS	W 21-18	12/17/18	NEW ORLEANS	L 9-12
12/31/06	at New Orleans	W 31-21	12/30/18	at New Orleans	W 33-14
10/07/07	at New Orleans	W 16-13	11/24/19	at New Orleans	L 31-34

REGULAR SEASON STATISTICS

PANTHERS		SAINTS
	OFFENSE	
342.7 (19th)	*Total Yards Per Game*	373.5 (8th)
118.5 (14th)	*Rushing Yards Per Game*	108.2 (17th)
4.83 (5th)	*Rushing Yards Per Attempt*	4.39 (16th)
255.7 (12th)	*Passing Net Yards Per Game*	277.6 (7th)
56 (t-30th)	*Sacks Allowed*	24 (3rd)
31.9 (30th)	*Third Down Efficiency*	42.5 (11th)
22.0 (18th)	*Points Per Game*	27.7 (5th)
	DEFENSE	
374.2 (23rd)	*Total Yards Per Game*	333.3 (12th)
145.4 (31st)	*Rushing Yards Per Game*	94.7 (5th)
5.32 (32nd)	*Rushing Yards Per Attempt*	4.34 (19th)
228.8 (13th)	*Passing Net Yards Per Game*	238.7 (17th)
52 (1st)	*Sacks*	49 (t-3rd)
40.1 (20th)	*Third Down Efficiency*	35.1 (6th)
28.5 (31st)	*Points Allowed Per Game*	22.1 (14th)

PANTHERS-SAINTS CONNECTIONS

Pro Connections

- Panthers Interim Head Coach Perry Fewell and Saints Senior Defensive Assistant Peter Giunta were on the same New York Giants coaching staff from 2010-2014. Fewell acted as the Defensive Coordinator for the Giants while Giunta assumed his current role in New York.
- Panthers Running Game Coordinator John Matsko coached for the Saints from 1994-96.
- Panthers Linebackers Coach Steve Russ played with Saints Quarterbacks Coach Joe Lombardi at Air Force.
- Panthers TE Chris Manhertz spent time with New Orleans from 2015-16.
- Saints LB A.J. Klein played for the Panthers from 2013-16 after he was drafted by the Panthers in the fifth-round of the 2013 NFL Draft.
- Panthers Defensive Line/Game Management Coach Sam Mills III is the son of former Saints and Panthers LB Sam Mills, who played for New Orleans from 1986-94 and is in the Saints and Panthers Halls of Fame.
- Panthers Tight Ends Coach Pete Hoener served on Saints' Linebackers Coach Mike Nolan's San Francisco 49ers offensive coaching staff from 2005-08.
- Saints Assistant Wide Receivers Coach Ronald Curry served as the Athletic Director and Head Football Coach at Mooresville Christian Academy in Mooresville, N.C. Curry also played collegiately at University of North Carolina.
- Saints Defensive Line Coach Ryan Nielsen served as the Defensive Line/Recruiting Coordinator/Run Game 2013 Coordinator at North Carolina State from 2013-16.
- Saints WR Ted Ginn Jr. had two stints with Carolina. He was with the organization for a duration of the 2013 season, and again from 2015-16.
- Panthers LB/DE Bruce Irvin was teammates with Saints TE Jared Cook and RB Latavius Murray on the Oakland Raiders in 2017.
- Panthers Special Assistant to the Head Coach Norv Turner was the Head Coach of the Washington Redskins from 1997-99 when Saints Linebackers Coach Mike Nolan was the Linebackers Coach on that Washington staff.
- Saints Running Backs Coach Joel Thomas coached the running backs at the University of Washington in 2012 when Panthers Linebacker Shaq Thompson was a freshmen for the Huskies.

Regional Connections

- Panthers G Trai Turner is from New Orleans and played collegiately at LSU.
- Panthers S Eric Reid is from Geismar, La., and played at LSU.
- Panthers CB Donte Jackson is from Metairie, La., and went to LSU.
- Panthers defensive coordinator Eric Washington is a native of Shreveport, La., and played at Grambling State University.
- Saints LB Stephone Anthony is a native of Wadesboro, N.C. and played collegiately at Clemson University.
- Saints C/G Nick Easton is originally from Lenoir, N.C.
- Saints DT Shy Tuttle is a native of Welcome, N.C.

College Connections

- Panthers DT Vernon Butler played collegiately at Louisiana Tech.
- Panthers RB Christian McCaffrey and Saints T Andrus Peat were college teammates at Stanford.
- Panthers CB Donte Jackson and Saints C Will Clapp played together at LSU.
- Panthers WR Curtis Samuel played alongside Saints WR Michael Thomas, CB Eli Apple, S Vonn Bell and CB Marshon Lattimore at Ohio State.
- Saints RB Dwayne Washington and Panthers LB Shaq Thompson played together at Washington.
- Panthers CB Javien Elliott and Saints DE Mario Edwards Jr. and CB P.J. Williams played together at Florida State.
- Saints TE Jared Cook played his collegiate ball at South Carolina.
- Saints DB D.J. Swearinger Sr. played collegiately at South Carolina.

THE HEAD COACHES

PERRY FEWELL

22nd season	NFL Coaching Experience
1st season*	Years as HC w/ current team
3-7 (.300)	Regular Season Record as HC
0-0 (.000)	Postseason Record as HC

**interim head coach*

Perry Fewell is in his 22nd season as an NFL coach and first with Carolina in 2019. Fewell was hired as secondary coach in 2019 and was name interim head coach on Dec. 3, 2019.

Fewell has 34 years of coaching experience, including 21 in the NFL, and spent the past two seasons as secondary coach with the Jacksonville Jaguars (2017-18). Under Fewell, the Jaguars allowed just 182.2 passing yards per game which led the NFL. Jacksonville recorded 32 interceptions in 2017-18, tied for fifth in the NFL, while holding opposing quarterbacks to a 76.4 passer rating, best in the NFL. In 2017, Fewell helped both starting cornerbacks for Jacksonville, A.J. Bouye and Jalen Ramsey, earn All-Pro and Pro Bowl honors.

Prior to his tenure in Jacksonville, Fewell spent time as the defensive backs coach for the Washington Redskins (2015-16) and five seasons as the defensive coordinator of the New York Giants, a stint that included a 21-17 victory over the New England Patriots in Super Bowl XLVI. In Fewell's five seasons in New York from 2010-14, his unit amassed 160 takeaways, the second-most in the NFC and third-most in the NFL. During the team's Super Bowl campaign in 2011, the Giants were fourth in the NFL in both takeaways (35) and turnover differential (plus-14).

From 2006-09, Fewell spent four seasons as Buffalo's defensive coordinator. He was the team's interim head coach for the final seven games of the 2009 season when he led to team to finish with a 3-4 record. In 2009, his guidance helped rookie safety Jairus Byrd tie for the NFL lead with nine picks and earn Pro Bowl honors.

Fewell coached defensive backs for Chicago in 2005 when the Bears led the NFC with 24 interceptions and featured two Pro Bowl players in cornerback Nathan Vasher and safety Mike Brown. Fewell had previously served as secondary coach of the St. Louis Rams from 2003-04.

Fewell entered the NFL as the defensive backs coach for the Jaguars in 1998, a position he held through the 2002 season.

Prior to entering the NFL, Fewell spent 13 years coaching at the collegiate level. Fewell spent three seasons at Vanderbilt where he coached the secondary from 1995-97, adding assistant head coach duties in 1997. In 1992, he returned to Army as defensive line coach for a second stint. For four seasons at Kent State from 1988-91, Fewell spent his only time in his career coaching on the offensive side of the ball as he served as the wide receivers coach. Prior to Kent State, Fewell served as the defensive backs coach at the U.S. Military Academy in 1987. He began his coaching career as a graduate assistant at the University of North Carolina from 1985-86.

Fewell lettered as a defensive back at Lenoir-Rhyne (N.C.) from 1980-83 and was part of the university's 2011 Hall of Fame class. He lettered on the football and track teams at South Point High School in Belmont, N.C., and was inducted into the Belmont Sports Hall of Fame in 2001. He also earned induction into the Gaston County (N.C.) Hall of Fame in June 2012. Fewell and his wife, Kathleen, have two sons.

FEWELL COACHING HISTORY

2019	Carolina Panthers	Interim Head Coach/Defensive Backs
2015-18	Jacksonville Jaguars	Defensive Backs
2010-14	New York Giants	Defensive Coordinator
2009	Buffalo Bills	Interim Head Coach/Defensive Coord.
2006-08	Buffalo Bills	Defensive Coordinator
2005	Chicago Bears	Defensive Backs
2003-04	St. Louis Rams	Secondary
1998-2002	Jacksonville Jaguars	Defensive Backs
1997	Vanderbilt	Assistant Head Coach/Secondary
1995-96	Vanderbilt	Secondary
1992-94	Army	Defensive Line
1988-91	Kent State	Wide Receivers
1987	Army	Defensive Backs
1985-86	North Carolina	Graduate Assistant

SEAN PAYTON

23rd season	NFL Coaching Experience
13th season	Years as HC w/ current team
130-77 (.628)	Regular Season Record as HC
8-6 (.571)	Postseason Record as HC

Named the 14th head coach in Saints history on Jan. 18, 2006, Sean Payton has led the Saints to seven playoff appearances, five NFC South titles, three NFC Championship berths and the Super Bowl XLIV title.

Payton earned unanimous NFL Coach of the Year honors in his first season in 2006 and received the same honors from several outlets in 2009.

The Saints have ranked among the league's top 10 offenses each season since his arrival, including fin-ishing first in the NFL six times including putting up an NFL-record 7,474 net yards in 2011.

Defensively, New Orleans ranked fourth in the league in 2010 and 2013.

He previously coached with the Dallas Cowboys (2003-05), New York Giants (1999-2002), and Philadel-phia Eagles (1997-98).

Payton was a three-time All-American at Eastern Illinois, where he had the third-highest total (10,665 passing yards) in NCAA Division IAA history.

He earned a degree in communications. He had brief playing stops with Chicago of the Arena League, the CFL's Ottawa Rough Riders and the Chicago Bears in 1987.

He coached collegiately at San Diego State (1988-89, 1992-93), Indiana State (1990-91), Miami (OH) (1994-95) and Illinois (1996).

Payton was born December 29, 1963 in San Mateo, Calif. and raised in Naperville, Ill. He has a daughter, Meghan, and a son, Connor.

PAYTON COACHING HISTORY

2006-	New Orleans Saints	Head Coach
2005	Dallas Cowboys	Assistant Head Coach/Pass Game Coord.
2003-04	Dallas Cowboys	Assistant Head Coach/Quarterbacks
2000-02	New York Giants	Offensive Coordinator
1999	New York Giants	Quarterbacks
1997-98	Philadelphia Eagles	Quarterbacks
1996	Illinois	Quarterbacks
1994-95	Miami (Ohio)	Offensive Coordinator
1992-93	San Diego State	Running Backs/Quarterbacks
1990-91	Indiana State	Quarterbacks/Receivers
1988-89	San Diego State	Graduate Assistant

OFFENSE // CHRISTIAN McCAFFREY

2019 SCRIMMAGE YARDS LEADERS

C. McCAFFREY	2,294
N. Chubb	1,730
M. Thomas	1,679
L. Fournette	1,674

152.9 **SCRIM. YARDS PER GAME**

McCaffrey is on pace to finish with 2,446 yards from scrimmage this season, which would be the 2nd-most ever in NFL history behind **Chris Johnson** (2009 TEN - 2,509).

MVP NUMBERS

RB **Christian McCaffrey** has posted record numbers throughout the 2019 season. He currently has more scrimmage yards than each of the last 4 RBs to win NFL MVP honors at this point in the season. Below is a look at how he stacks up against those 4 RBs.

Through the first 15 games of each respective season

	Scrimmage Yards	Rushing Yards	Receiving Yards	Total TDs
2019 Christian McCaffrey ***CAR***	2,294	1,361	933	18
2012 Adrian Peterson ***MIN***	2,113	1,898	215	11
2006 LaDainian Tomlinson ***S.D.***	2,243	1,749	494	31
2005 Shaun Alexander ***SEA***	1,885	1,807	78	27
2000 Marshall Faulk ***STL***	1,928	1,139	789	23

109 **MOST RECEPTIONS BY A RB IN A SEASON IN NFL HISTORY**

Previous record was 107 receptions, which was set by McCaffrey in 2018

2019 BY THE NUMBERS

2,294 **SCRIMMAGE YARDS**
- *Most in the NFL*
- *4th-most by any player in NFL history through Week 16*

18 **TOTAL TDs**
- *2nd most in the NFL*

1,361 **RUSHING YARDS**
- *2nd most in the NFL*

14 **RUSHING TDs**
- *2nd most in the NFL*

3 **TD RUSHES OF 50+ YARDS**
- *Most in the NFL*

109 **RECEPTIONS**
- *2nd in the NFL*
- *New NFL single-seascon record by a RB*

933 **RECEIVING YARDS**
- *2nd most by a RB*

953 **YARDS AFTER CATCH**
- *Most in the NFL*

84 **LONGEST RUSH**
- *3rd longest in NFL in 2019*
- *Franchise-record long rush*

IN GOOD COMPANY

- Following Week 9 vs. Tennessee, McCaffrey joined Hall of Famer **Jim Brown** (1963) as the only players in NFL history to record 150+ scrimmage yards and a touchdown in 6 of their team's first 8 games of a season.
- After Week 11 vs. Atlanta, McCaffrey joined **Herschel Walker** as the only players in NFL history with 2,500+ rushing yards and 2,000+ receiving yards in his first 3 career seasons. The following game vs New Orleans, he recorded his 13th career games with at least 50 rushing yards and 50 receiving yards, surpassing Walker (12 games from 1986-88) for the most such games in a player's first 3 seasons.
- Also in Week 12 at New Orleans, McCaffrey joined **Chuck Foreman** (1973-75) as the only players in NFL history with at least 20 rushing touchdowns and 15 receiving touchdowns through their first 3 seasons in NFL history.
- In Week 13 vs. Washington, McCaffrey totaled 58 receiving yards, bringing his career total to 2,162, passing **Roger Craig** (2,118) for the most receiving yards by a RB through the first 3 seasons of a career.
- In Week 14, McCaffrey joined Hall of Famers **Eric Dickerson** and **Ladainian Tomlinson** along with **Ezekiel Elliott** and **Edgerrin James** as the only players with at least 1,900 scrimmage yards in 2 of their first 3 career seasons.

NFL RECORD HOLDER

- Since entering the NFL in 2017, McCaffrey has recorded 296 receptions, the **most by any NFL RB in NFL history** through the first 3 seasons of a career, and 2nd most by any player.
- McCaffrey's 109 catches this season are a new NFL record, bettering his own NFL single-season record for the most catches by a running back (107; 2018).
- He is the first RB in NFL history with multiple 100-reception seasons.
- McCaffrey's 2,451 receiving yards are an NFL record for a RB in his first 3 seasons.
- Through 47 career games played, McCaffrey is averaging 6.3 receptions per game, the highest average by any RB in NFL history and the 6th highest by any player regardless of position (min. 10 games played).

OFFENSE NOTES

A RUNNING HISTORY

• Carolina has boasted a top-10 rushing offense in 7 of the previous 8 full seasons, including ranking 4th last year.

• Entering this week, Carolina has recorded 1,778 rushing yards this season. The Panthers are tied for 3rd-most rushing touchdowns this season (19). RB **Christian McCaffrey** ranks 2nd in the NFL with 1,361 rushing yards.

• Since McCaffrey entered the NFL in 2017, Carolina ranks 4th in the NFL in rushing yards (6,016), 2nd in yards per rush (4.72) and t-4th in rushing touchdowns (51).

TEAM RUSHING YARDS // 2017-19

BALTIMORE	7,370
SEATTLE	6,264
DALLAS	6,063
CAROLINA	6,016

GROUND ATTACK

		NFL RANK
4.83	AVERAGE YARDS PER RUSH	5TH
19	RUSHING TOUCHDOWNS	T-3RD
118.5	RUSHING YARDS PER GAME	14TH

CAT PACK



MOORE	McCAFFREY	SAMUEL
1,175 receiving yards	2,294 scrim. yards	744 scrimmage yards
87 receptions	109 receptions	52 receptions
4 receiving TDs	18 total TDs	7 total TDs

BIG PLAYS

• Carolina has posted 8 plays that have gone for 50+ yards (4 rushing, 4 receiving), tied for the 3rd most in the NFL.

• Of the 8 plays that went 50+ yards, 6 were touchdowns.

• The Panthers had 6 plays of at least 50 yards throughout the entire 2018 season.

• WR **DJ Moore** is tied for the NFL lead with 4 receptions of 50+ yards. He is tied with WRs Stefon Diggs (MIN) and A.J. Brown (TEN).

• Moore's 4 plays of 50+ yards are tied for the most by any Panthers player since Steve Smith had 4 in 2007, 2008 and 2011. The single-season franchise record is 5, set by Smith in 2005.

TDs FROM 50+ OUT

• The Panthers have 6 total touchdowns of 50+ yards (4 rushing, 2 receiving). The franchise record for total 50+ yard touchdowns in one season is 8 (1999).

• Carolina's 4 rushing touchdowns of 50+ yards in 2019 are a new franchise record for most in a season (3 - 1999 and 2008).

CAROLINA TDs OF 50+ YARDS

9.22.19 at ARI	Christian McCaffrey	76-yard TD run
9.22.19 at ARI	DJ Moore	52-yard TD catch
10.6.19 vs. JAX	Christian McCaffrey	84-yard TD run
10.6.19 vs. JAX	Reggie Bonnafon	59-yard TD run
11.3.19 vs. TEN	Christian McCaffrey	58-yard TD run
11.24.19 at NO	DJ Moore	51-yard TD catch

YOUTHFUL PRODUCTION

76%

CAROLINA'S CAT PACK HAS ACCOUNTED FOR 4,253 (76%) OF THE TEAM'S 5,613 TOTAL YARDS IN 2019

UNDER 24

CAROLINA LEADS THE NFL IN SCRIMMAGE YARDS BY PLAYERS UNDER THE AGE OF 24, WITH 4,618 YARDS, OVER 1,500 YARDS MORE THAN THE NEXT TEAM (PITTSBURGH - 3,045)

OFFENSE NOTES

OLSEN CLIMBS THE RANKS

• In 2019, TE **Greg Olsen** became just the 5th TE in NFL history to surpass 8,000 career receiving yards and the 5th TE with 700 receptions.

• With 716 receptions, 8,432 receiving yards and 59 touchdown receptions in his career, tight end Greg Olsen ranks in the top 10 all-time among NFL tight ends in receptions, receiving yards and receiving touchdowns.

• Olsen ranks 5th all-time among tight ends in receptions, 5th all-time in receiving yards and 8th in receiving touchdowns.

ALL-TIME NFL RECEPTIONS LEADERS // TEs

	Rec.	Yds	TD
Tony Gonzalez, 1997-2013	1,325	15,127	111
Jason Witten, 2003-17, 2019	1,211	12,953	72
Antonio Gates, 2003-18	955	11,841	116
Shannon Sharpe, 1990-2003	815	10,060	62
Greg Olsen, 2007-19	***716***	***8,432***	***59***
Ozzie Newsome, 1978-90	662	7,980	47

716 ***RECEPTIONS***
5th all-time by TE

8,432 ***RECEIVING YARDS***
5th all-time by TE

59 ***RECEIVING TDs***
8th all-time by TE

ALLEN'S HOT START

• In Week 6, **QB Kyle Allen** became the only quarterback since 1950 to go 5-0 with 0 interceptions in his first 5 career starts.

• In Week 3 at Arizona, Allen posted a 144.4 passer rating, the second-highest rating by a Panthers QB (min. 10 attempts) in franchise history.

• Allen joined Kurt Warner, Patrick Mahomes, Ben Roethlisberger, Marc Bulger and Jimmy Garoppolo as the only QBs in the Super Bowl era to have a 5-0 record and 100+ overall passer rating over their first 5 career starts.

ALLEN'S FIRST 5 CAREER STARTS

	Comp-Att	Comp %	Yards	TDs	INTs	Rating
at NO ('18)	16-27	59.3	228	2	0	111.3
at ARZ	19-26	73.1	261	4	0	144.4
at HOU	24-34	70.6	232	0	0	89.3
vs JAX	17-30	56.7	181	1	0	85.6
at TB	20-32	62.5	227	2	0	104.6
TOTALS	**96-149**	**64.4**	**1,129**	**9**	**0**	**107.5**

YOUNG & PRODUCTIVE



12 DJ MOORE		10 CURTIS SAMUEL
87	Receptions	52
1,175	Receiving yards	614
4	Receiving TDs	6
13.5	Yards per catch	11.8

Moore (22) and Samuel (23) began 2019 as the youngest starting NFL WR duo.

MOORE LIFE

• WR **DJ Moore** leads the Panthers with 1,175 receiving yards on 87 receptions. He has scored 4 TDs and is averaging 13.5 yards per catch. Moore currently ranks 5th in the NFL in receiving yards this season and t-10th in receptions.

• In Week 14, Moore became the youngest player in Panthers history to record a 1,000-yard receiving season. He is one of just 8 players in franchise history to have a 1,000-yard receiving season.

• The most recent Panther to record a 1,000-yard season was Greg Olsen in 2016 (1,073). The last WR to record a 1,000-yard season was Kelvin Benjamin in 2014 (1,008).

DJ MOORE
Youngest player in franchise history with 1,000 receiving yards in a single season

CURTCO

• WR **Curtis Samuel** leads the Panthers with 6 receiving TDs this year. He has recorded 744 scrimmage yards (614 receiving, 130 rushing) on 71 offensive touches.

• A dual-threat, Samuel has recorded 14 touchdowns since the start of 2018 - 11 receiving and 3 rushing. His 3 rushing TDs since the start of last season are the most among all NFL WRs.

DEFENSE // LUKE KUECHLY

100+

In Week 13, LB Luke Kuechly became the 5th player in NFL history to record 100+ tackles in 8 consecutive seasons

• According to press box statistics, only 28 players in NFL history have recorded 1,000+ career tackles.

• In his 107th career game in Week 5 vs Jacksonville, **Kuechly** surpassed the 1K mark. Among all-time players with 1,000+ tackles, Kuechly has the fewest number of games.

KUECHLY LEADS THE PACK

• Since entering the NFL in 2012, press box crews have credited Kuechly with 1,079 tackles, **the most in the NFL** over that stretch.

NFL TACKLE LEADERS SINCE 2012 (Press Box Stats)

	Tot	Sol	Ast
Luke Kuechly CAR	***1,085***	***685***	***400***
Bobby Wagner SEA	1,066	639	427
Lavonte David TB	999	717	282

• Following his 18-tackle performance in Week 2 vs Tampa Bay, Kuechly passed Brian Urlacher (966) for the most tackles by any player through his first 8 NFL seasons.

• Kuechly ranks 4th in career tackles among all active players in the NFL.

• He is the **only player in franchise history** with more than 100 tackles in each of his first 8 seasons as a Panther, including a team-record 205 stops (coaches' film) as a rookie in 2012.

9.3 TACKLES PER GAME

[Second highest in NFL history (min. 50 games played)]

Tackles per game	*Player, Team*	*Seasons*
9.8	Zach Thomas MIA/DAL	1996-2008
9.3	***Luke Kuechly CAR***	***2012-19***
9.0	Bobby Wagner SEA	2012-19
8.8	Ray Lewis BAL	1996-2012





26 TAKEAWAYS

18 INT, 8 FR

MOST TAKEAWAYS BY ANY LB SINCE KUECHLY ENTERED THE NFL IN 2012

KUECHLY LEADS THE PACK

Since entering the NFL in 2012, Luke Kuechly has tallied 18 interceptions, the most among NFL linebackers during that time.

NFL LEADERS, LINEBACKERS, INTERCEPTIONS, 2012-19

	INTs
Luke Kuechly CAR	***18***
Alec Ogletree NYG	12
Lavonte David TB	11
Six players	10

Over the past 8 seasons, Kuechly also has the lead in total takeaways (26) among linebackers, posting 18 interceptions and 8 opponent fumble recoveries.

NFL LEADERS, LINEBACKERS, TOTAL TAKEAWAYS, 2012-19

	Total Takeaways
Luke Kuechly CAR	***26***
Lavonte David TB	25
Craig Robertson NO	19
Thomas Davis LAC	18

DEFENSE NOTES

Entering Week 17, Carolina's defense ranks:

1st Total Sacks (52)

T-6th Interceptions (14)

T-3rd Quarterback Hits (103)

T-13th Total Takeaways (21)

14 INTERCEPTIONS

- T-6th most in 2019
- 71 points off takeaways...t-11th most in 2019
- 21 takeaways...t-13th most in 2019

THIEVES

- Carolina's defense has tallied 21 total takeaways in 2019 - 14 interceptions and 7 fumble recoveries.
- This season, the Panthers have scored 71 points off takeaways, t-11th most in the NFL.
- Carolina ranks 2nd in the NFL with 131 total takeaways over the past five seasons (2015-19).
- Over the last five seasons, the Panthers rank 2nd in the league with 451 points scored off turnovers.

PASS RUSH

MOST SACKS BY TEAM // 2019

Carolina	52
Pittsburgh	51
LA Rams	49
New Orleans	49

SACKS ON SACKS

- The Panthers lead the NFL with 52 sacks this season.
- Carolina has 14 total players in the sack column and 7 different players with 4.0+ sacks, the most in the NFL.
- Carolina is averaging 3.5 sacks per game and is on pace to post 56 sacks, which would be the 3rd-highest single-season sack total in franchise history. The record for sacks in a season is 60 (set in 1996 and tied in 2013).
- Over the last 5 seasons (2015-19), Carolina has recorded 228 total sacks, 2nd most in the NFL.

Player	Sacks
97 Mario Addison	9.5
55 Bruce Irvin	7.5
53 Brian Burns	6.5
93 Gerald McCoy	6.0
92 Vernon Butler	6.0
95 Dontari Poe	4.0
25 Eric Reid	4.0
54 Shaq Thompson	3.0
50 Christian Miller	2.0
24 James Bradberry	1.0
98 Marquis Haynes	1.0
56 Jermaine Carter	0.5
23 Javien Elliott	0.5
91 Stacy McGee	0.5

PANTHERS LB SHAQ THOMPSON AND SS ERIC REID ARE THE ONLY PAIR OF TEAMMATES WITH 100+ TACKLES AND 3+ SACKS EACH

	Tackles	Sacks
25 Eric Reid	118	4.0
54 Shaq Thompson	109	3.0

CAROLINA IS 1-OF-2 TEAMS WITH AT LEAST 3 PLAYERS WHO HAVE TALLIED 100+ TACKLES APIECE

	Tackles
59 Luke Kuechly	137
25 Eric Reid	118
54 Shaq Thompson	109

DEFENSE NOTES

SUPER MARIO

• Carolina's defense is tied for the league lead with 49 sacks in 2019, led by LB/DE **Mario Addison's** team-high 9.5 sacks.

• Addison has 55.0 career sacks which ranks **3rd in the NFL** among active players that were undrafted free agents. He now ranks **4th in franchise history** in sacks, 1 sack away from passing Mike Rucker (55.5 sacks) for 3rd all-time.

• Addison has led or tied for the team lead in sacks in each of the past 3 seasons: 2018 - 9.0; 2017 - 11.0; 2016 - 9.5.

• Addison has now racked up 9+ sacks in 4 consecutive seasons, the 2nd-longest streak among any active player in the NFL.

ACTION JACKSON

• CB **Donte Jackson** is tied for the team lead with 3 interceptions this season, despite missing 3 games due to injury.

• Since the start of the 2018 season, Jackson has recorded a team-high 7 interceptions.

• After his 2nd-career multi-interception game in Week 3 at Arizona, Jackson joined Chris Gamble and Deon Grant as the only 3 players in franchise history to have multiple games with 2+ interceptions.

NEW CAT

• DT **Gerald McCoy** spent the first 9 years of his career with Tampa Bay. He is the **only defensive tackle in the NFL** to tally at least 6.0 sacks every year since 2013.

• Since entering the NFL in 2010, he ranks 3rd among all defensive tackles with 60.5 sacks.

NFL SACK LEADERS // DTs SINCE 2010

	Sacks
Geno Atkins CIN	75.5
Aaron Donald STL/LAR	72.0
Gerald McCoy TB/CAR	***60.5***
Ndamukong Suh DET/MIA/LAR/TB	58.5

SHAQ ATTACK

• LB **Shaq Thompson** currently ranks 3rd on the team with 109 tackles, the most in a single season of his career.

• He is 1-of-5 LBs this season with 100+ tackles and 3.0+ sacks, despite missing one game due to injury.

BRADBERRY



• CB **James Bradberry** ranks 2nd on the team with 10 passes defensed in 2019.

• His 3 interceptions are tied for the team lead with **Jackson**.

• Since being drafted by Carolina in 2016, Bradberry leads the Panthers with 45 passes defensed, which is the t-13th most by any NFL player over that span.

SAFETY DUO

• SS **Eric Reid** is 1-of-2 players in the NFL this season with 110+ tackles and 4+ sacks on the year.

• Reid currently ranks 2nd on the team with 118 tackles. He has also tallied 6 passes defensed and 2 fumble recoveries.

• FS **Tre Boston** re-joined the Panthers this season after spending the first 3 seasons of his career with Carolina.

• Boston ranks 5th on the team with 63 tackles and has also recorded 3 INTs and 8 passes defensed.

• Since 2017, Boston has 11 total interceptions, tied for the 2nd most among NFL safeties.

MILESTONES IN 2019

KUECHLY

According to press box stats, **LB Luke Kuechly** eclipsed 1,000 career tackles in Week 5 vs Jacksonville. Kuechly has the league record for most tackles through a player's first 8 seasons in NFL history.

Kuechly has now played in 117 career games with 1,085 tackles. His 9.2 average tackles per game are the 2nd most by any player in league history (min. 50 games played).

OLSEN

In Week 3, **TE Greg Olsen** became the 4th TE in NFL history to surpass 8,000 career receiving yards. He ranks 5th among TEs in all-time receiving yards.

In Week 10, Olsen surpassed 700 career receptions, becoming just the 5th TE in history to hit the milestone.

MOORE

WR DJ Moore became the youngest (22) Panthers player to ever record a 1,000-yard receiving season.

Entering Week 17, Moore has 1,175 receiving yards (5th most in NFL) and 4 touchdowns on 87 receptions (t-10th most in NFL).

MCCAFFREY

RB Christian McCaffrey became the first player in NFL history to record 1,000+ rushing yards and 500+ receiving yards in the first 10 games of a season.

Week 9: joined Hall of Famer **Jim Brown** (1963) as the only players in NFL history to record 150+ scrimmage yards and a touchdown in 6 of their team's first 8 games of a season.

Week 11: joined **Herschel Walker** as the only players in NFL history with 2,500+ rushing yards and 2,000+ receiving yards in his first 3 career seasons.

Week 12: joined **Chuck Foreman** (1973-75) as the only players in NFL history with at least 20 rushing touchdowns and 15 receiving touchdowns through their first 3 seasons in NFL history.

Week 13: totaled 58 receiving yards, bringing his career total to 2,162, passing **Roger Craig** (2,118) for the most receiving yards by a RB through the first 3 seasons of a career.

Week 14: joined Hall of Famers **Eric Dickerson** and **Ladainian Tomlinson** along with **Ezekiel Elliott** and **Edgerrin James** as the only players with at least 1,900 scrimmage yards in 2 of their first 3 career seasons.

Week 16: joined **LaDainian Tomlinson** as the only RBs in NFL history to record 2,000+ scrimmage yards and 100+ receptions in a single season. McCaffrey also became the first RB in NFL hitsory to record multiple seasons with 100+ receptions.

He enters Week 17 with 1,361 rushing yards on the season. His 90.7 rushing yards per game are the 3rd most in 2019 and would mark the 3rd-highest average in franchise history (Record: 103.1 - Stephen Davis 2003). McCaffrey is on pace to finish with 1,451 rushing yards, 64 yards shy of the current franchise record of 1,515 yards (DeAngelo Williams, 2008).

McCaffrey has 2,294 yards from scrimmage entering Week 17. He currently sits in 11th place for the most yards from scrimmage in a single season in NFL history. He needs 216 yards from scrimmage in the season finale to surpass RB Chris Johnson (2,509; 2009), for the most ever in a season.

SLYE

K Joey Slye has 8 field goals from 50+ yards out this season. He leads the NFL in made FGs from 50+ yards and surpassed Graham Gano (6, 2013) for the most in a season in Panthers history.

2019 ROOKIE DRAFT CLASS

BRIAN BURNS

6'5" // 250

FLORIDA STATE

53 LB/DE

ROUND 1 • 16TH PICK (16TH OVERALL)

The Panthers' 2019 first-round selection finished his collegiate career **ranked fifth in school history** with **24.0** sacks. In his final season at Florida State, Burns was named to Phil Steele's All-America team, All-ACC First Team and Bednarik Award semifinalist.

GREG LITTLE

6'5" // 310

MISSISSIPPI

ALLEN, TEXAS

74 T

ROUND 2 • 5TH PICK (37TH OVERALL)

Little was a three-year player at Ole Miss with 29 career starts at left tackle, including all 24 in his sophomore (2017) and junior seasons (2018). According to Pro Football Focus, Little allowed just **26 total pressures** and three sacks in **993 pass-blocking snaps** over his final two seasons.



WILL GRIER

6'1" // 220

WEST VIRGINIA

CHARLOTTE, N.C.

3 QB

ROUND 3 • 37TH PICK (100TH OVERALL)

Though he only played two seasons at West Virginia, Grier finished his career with **71** touchdown passes and **7,354** career passing yards with the Mountaineers, ranking second and third in both categories in program history. He finished the 2018 season as the **NCAA active leader in passing yards per game** (305.6) and ranked fifth in the NCAA in career pass efficiency (165.1).



CHRISTIAN MILLER

6'3" // 245

ALABAMA

COLUMBIA, S.C.

50 LB/DE

ROUND 4 • 13TH PICK (115TH OVERALL)

Carolina selected Miller in the fourth round after he played four years at Alabama. In his final season with the Crimson Tide, he tallied 36 tackles, including **11.5** for loss, **8.5** sacks and a team-high 12 quarterback hurries.



JORDAN SCARLETT

6'1" // 220

FLORIDA

FORT LAUDERDALE, FLA.

20 RB

ROUND 5 • 16TH PICK (154TH OVERALL)

Scarlett played three years with Florida prior to being the Panthers' fifth round draft selection. In his three years with the Gators, he racked up **1,846** yards and **12** touchdowns.

DENNIS DALEY

6'6" // 325

SOUTH CAROLINA

COLUMBIA, S.C.

65 T

ROUND 6 • 40TH PICK (212TH OVERALL)

Daley played two seasons at South Carolina after transferring from Georgia Military College. He started **23** of the last **24** games with the Gamecocks. Daley played left tackle in 2018 and the second half of 2017 after beginning the season at guard.

CAROLINA PANTHERS 2019 UNOFFICIAL DEPTH CHART

OFFENSE

WR	12 DJ Moore	13 Jarius Wright	15 Chris Hogan	
LT	65 Dennis Daley	63 Matt Kaskey		
LG	60 Daryl Williams	69 Tyler Larsen	64 Chris Reed	
C	61 Matt Paradis	69 Tyler Larsen		
RG	70 Trai Turner	69 Tyler Larsen		
RT	72 Taylor Moton	63 Matt Kaskey		
TE	88 Greg Olsen	80 Ian Thomas	82 Chris Manhertz	
WR	10 Curtis Samuel	11 Brandon Zylstra	18 DeAndrew White	
QB	3 Will Grier	7 Kyle Allen		
FB	40 Alex Armah			
RB	22 Christian McCaffrey	39 Reggie Bonnafon	27 Mike Davis	

DEFENSE

DE	93 Gerald McCoy	94 Efe Obada		
NT	77 Kyle Love	91 Stacy McGee	78 Woodrow Hamilton	
DE	92 Vernon Butler	96 Wes Horton		
OLB	97 Mario Addison	53 Brian Burns		
ILB	54 Shaq Thompson	56 Jermaine Carter, Jr.	43 Jordan Kunaszyk	
ILB	59 Luke Kuechly	57 Andre Smith		
OLB	55 Bruce Irvin	98 Marquis Haynes	50 Christian Miller	
CB	26 Donte Jackson	23 Javien Elliott	32 Cole Luke	
CB	24 James Bradberry	47 Ross Cockrell	29 Corn Elder	36 TJ Green
SS	25 Eric Reid			
FS	33 Tre Boston	47 Ross Cockrell	42 Colin Jones	

SPECIAL TEAMS

PK	4 Joey Slye	
P	5 Michael Palardy	
KO	4 Joey Slye	
H	5 Michael Palardy	
PR	12 DJ Moore	11 Brandon Zylstra
KOR	18 DeAndrew White	39 Reggie Bonnafon
LS	44 JJ Jansen	

ROOKIES Underlined

PANTHERS COACHING STAFF

Perry Fewell (interim head coach); Scott Turner (offensive coordinator); Eric Washington (defensive coordinator); Chase Blackburn (special teams coordinator); Everette Brown (assistant linebackers); Jerricho Cotchery (assistant wide receivers); Pete Hoener (tight ends); Jim Hostler (wide receivers); Ben Jacobs (assistant special teams); Joe Kenn (strength and conditioning); John Matsko (running game coordinator); Sam Mills III (defensive line/game management); Jake Peetz (running backs); Vincent Rivera (defensive quality control); Richard Rodgers (safeties); Steve Russ (linebackers); Drew Terrell (offensive quality control); Norv Turner (special assistant to the head coach); Travelle Wharton (assistant offensive line).

PANTHERS PRONUNCIATION

MARQUIS Haynes ..... mar-KEESE
Luke KUECHLY ..... KEEK-lee
Jordan KUNASZYK ..... kuh-NAH-shick
Taylor MOTON ..... MOAT-ton
EFE OBADA ..... EF-ay OH-bah-dah
Michael PALARDY ..... pah-LAR-dee
Matt PARADIS ..... PARE-uh-diss
TRAI Turner ..... Trey
Greg Van ROTEN ..... ROAT-en
JARIUS Wright ..... JAIR-ee-iss
Brandon ZYLSTRA ..... ZILL-strah

CAROLINA PANTHERS ALPHABETICAL ROSTER

No	Name	Pos	Ht	Wt	DOB	Age	Exp	College	Hometown	How Acq	GP/GS/DNP/INA
97	Addison, Mario	LB/DE	6-3	260	09/06/87	32	9	Troy	Tarrant, Ala.	FA '12	14/14/0/1
7	Allen, Kyle	QB	6-3	210	03/08/96	23	1	Houston	Scottsdale, Ariz.	FA '18	12/12/3/0
40	Armah, Alex	FB	6-2	255	05/17/94	25	3	West Georgia	Lawrenceville, Ga.	D6 '17	15/1/0/0
39	Bonnafon, Reggie	RB	6-0	215	01/04/96	23	1	Louisville	Louisville, Ky.	FA '18	15/0/0/0
33	Boston, Tre	S	6-1	205	6/25/92	27	6	North Carolina	North Fort Myers, Fla.	UFA '19 (ARI)	15/15/0/0
24	Bradberry, James	CB	6-1	212	08/04/93	26	4	Samford	Pleasant Grove, Ala.	D2 '16	14/14/0/1
53	Burns, Brian	LB/DE	6-5	250	04/23/98	21	R	Florida State	Fort Lauderdale, Fla.	D1 '19	15/5/0/0
92	Butler, Vernon	DT	6-4	330	06/14/94	25	4	Louisiana Tech	Summit, Miss.	D1 '16	13/10/0/2
56	Carter Jr, Jermaine	LB	6-1	225	01/14/95	24	2	Maryland	Rockville, Md.	D5 '18	15/5/0/0
47	Cockrell, Ross	CB	6-0	190	08/06/91	28	6	Duke	Charlotte, N.C.	UFA '18 (NYG)	13/10/0/2
65	Daley, Dennis	G	6-6	325	08/07/96	23	R	South Carolina	Columbia, S.C.	D6 '19	13/8/0/2
27	Davis, Mike	RB	5-9	220	02/19/93	26	5	South Carolina	Stone Mountain, Ga.	WV '19 (CHI)	4/0/0/2
29	Elder, Corn	CB	5-10	185	10/09/94	25	3	Miami	Nashville, Tenn.	D5 '17	1/0/0/5
23	Elliott, Javien	CB	5-11	185	07/18/93	26	4	Florida State	Panama City, Fla.	FA '19	15/2/0/0
36	Green, TJ	CB	6-3	215	3/15/95	24	3	Clemson	Sylacauga, Ala.	WV '19 (NO)	0/0/0/1
3	Grier, Will	QB	6-1	220	04/03/95	24	R	West Virginia	Charlotte, N.C.	D3 '19	1/1/12/2
78	Hamilton, Woodrow	DT	6-3	315	12/20/92	27	2	Mississippi	Raleigh, Miss.	FA '19	0/0/0/4
98	Haynes, Marquis	LB/DE	6-2	235	12/16/93	26	2	Mississippi	Jacksonville, Fla.	D4b '18	11/0/0/4
15	Hogan, Chris	WR	6-1	210	10/24/87	32	7	Monmouth	Wyckoff, N.J.	UFA '19 (NE)	6/0/0/0
96	Horton, Wes	DE	6-5	265	12/17/89	30	7	Southern California	Sherman Oaks, Calif.	FA '19	5/0/0/2
55	Irvin, Bruce	LB/DE	6-3	258	11/01/87	32	8	West Virginia	Stockbridge, Ga.	UFA '19 (ATL)	12/11/0/3
26	Jackson, Donte	CB	5-10	180	11/08/95	24	2	Louisiana State	Metarie, La.	D2 '18	12/10/0/3
44	Jansen, JJ	LS	6-2	235	01/20/86	33	12	Notre Dame	Phoenix, Ariz.	TR '09 (GB)	15/0/0/0
42	Jones, Colin	S	6-0	205	10/27/87	32	9	Texas Christian	Bridgeport, Texas	TR '12 (SF)	15/0/0/0
63	Kaskey, Matt	T	6-7	325	03/17/97	22	R	Dartmouth	Winnetka, Ill.	FA '19	0/0/0/1
59	Kuechly, Luke	LB	6-3	238	04/20/91	28	8	Boston College	Cincinnati, Ohio	D1 '12	15/15/0/0
43	Kunaszyk, Jordan	LB	6-3	235	10/15/96	23	R	California	Sacramento, Calif.	FA '19	8/0/0/7
69	Larsen, Tyler	C	6-4	325	07/08/91	28	4	Utah State	Sandy, Utah	FA '16	15/0/0/0
77	Love, Kyle	DT	6-1	310	11/18/86	33	8	Mississippi State	College Park, Ga.	FA '16	14/0/0/1
32	Luke, Cole	CB	5-11	200	06/30/95	24	2	Notre Dame	Chandler, Ariz.	FA '17	7/0/0/0
82	Manhertz, Chris	TE	6-6	255	04/10/92	27	4	Canisius	New York, N.Y.	WV '16 (NO)	14/5/0/1
22	McCaffrey, Christian	RB	5-11	205	06/07/96	23	3	Stanford	Highlands Ranch, Colo.	D1 '17	15/15/0/0
93	McCoy, Gerald	DT	6-4	300	02/25/88	31	10	Oklahoma	Oklahoma City, Okla.	FA '19	15/15/0/0
91	McGee, Stacy	DT	6-3	340	01/17/90	29	7	Oklahoma	Muskogee, Okla.	FA '19	3/0/0/1
50	Miller, Christian	LB/DE	6-3	245	06/16/96	23	R	Alabama	Columbia, S.C.	D4 '19	7/0/0/8
12	Moore, DJ	WR	6-0	210	04/14/97	22	2	Maryland	Philadelphia, Pa.	D1 '18	15/15/0/0
72	Moton, Taylor	T	6-5	325	03/18/94	25	3	Western Michigan	Okemos, Mich.	D2b '17	15/15/0/0
94	Obada, Efe	DE	6-6	265	04/13/92	27	2	none	London, England	FA '17	15/0/0/0
88	Olsen, Greg	TE	6-5	255	03/11/85	34	13	Miami (Fla.)	Wayne, N.J.	TR '11 (CHI)	13/13/0/2
5	Palardy, Michael	P	5-11	200	07/06/92	27	4	Tennessee	Fort Lauderdale, Fla.	FA '16	15/0/0/0
61	Paradis, Matt	C	6-3	300	10/12/89	30	5	Boise State	Council, Idaho	UFA '19 (DEN)	15/15/0/0
64	Reed, Chris	G	6-4	320	07/22/92	27	4	Minnesota St-Mankato	Omaha, Neb.	WV '19 (MIA)	2/0/0/1
25	Reid, Eric	S	6-1	215	12/10/91	28	7	Louisiana State	Geismar, La.	FA '18	15/15/0/0
10	Samuel, Curtis	WR	5-11	195	08/11/96	23	3	Ohio State	Brooklyn, N.Y.	D2a '17	15/14/0/0
4	Slye, Joey	K	5-11	213	04/10/96	23	R	Virginia Tech	Stafford, Va.	FA '19	15/0/0/0
57	Smith, Andre	LB	6-0	240	04/20/97	22	2	North Carolina	Jacksonville, Fla.	D7a '18	15/0/0/0
80	Thomas, Ian	TE	6-4	260	06/06/96	23	2	Indiana	Baltimore, Md.	D4a '18	15/3/0/0
54	Thompson, Shaq	LB	6-0	230	04/21/94	25	5	Washington	Sacramento, Calif.	D1 '15	14/14/0/1
70	Turner, Trai	G	6-3	315	06/14/93	26	6	Louisiana State	New Orleans, La.	D3 '14	12/12/0/3
18	White, DeAndrew	WR	6-0	195	10/16/91	28	2	Alabama	Houston, Texas	FA '18	9/0/0/0
60	Williams, Daryl	T	6-6	330	08/31/92	27	5	Oklahoma	Lake Dallas, Texas	D4 '15	15/11/0/0
13	Wright, Jarius	WR	5-10	191	11/25/89	30	8	Arkansas	Warren, Ark.	FA '18	15/9/0/0
11	Zylstra, Brandon	WR	6-2	215	03/25/93	26	2	Concordia	Spicer, Minn.	WV '19 (MIN)	7/0/0/8
Practice Squad (9)											
37	Blanding, Quin	S	6-2	210	05/01/96	23	1	Virginia	Virginia Beach, Va.	FA '19	0/0/0/0
68	Gilmore, Greg	DT	6-4	308	11/28/94	25	R	Louisiana State	Hope Mills, N.C.	FA '19	0/0/0/0
84	Hemingway, Temarrick	TE	6-5	245	07/30/93	26	3	South Carolina State	Little River, S.C.	WV '19 (DEN)	0/0/0/0
35	Hatfield, Dominique	CB	5-10	180	12/13/94	25	3	Utah	Los Angeles, Calif.	FA '19	0/0/0/0
21	Holyfield, Elijah	RB	5-10	215	11/30/97	22	R	Georgia	College Park, Ga.	FA '19	0/0/0/0
67	Marz, Tyler	T	6-7	315	09/09/92	27	3	Wisconsin	Springfield, Minn.	FA '19	0/0/0/0
62	Monteiro, Aaron	T	6-7	320	03/25/97	22	R	Boston College	Brockton, Mass	FA '19	0/0/0/0
46	Teuhema, Sione	LB	6-4	250	09/28/95	24	R	Southeastern Louisiana	Keller, Texas	FA '19	0/0/0/0
16	Wilson, Bobo	WR	5-9	185	01/25/95	24	1	Florida State	Miami, Fla.	FA '19	0/0/0/0
Reserve / Injured (13)											
85	Baugh, Marcus	TE	6-4	245	12/09/94	25	1	Ohio State	Riverside, Calif.	FA '19	0/0/0/0
9	Gano, Graham	K	6-2	202	04/09/87	32	10	Florida State	Cantonment, Fla.	FA '12	0/0/0/0
66	Gordon, Dillon	T	6-4	320	09/02/93	26	3	Louisiana State	River Ridge, La.	WV '19 (KC)	0/0/0/0
75	Greene, Brandon	T	6-5	295	03/01/94	25	1	Alabama	Ellenwood, Ga.	FA '19	0/0/0/3
30	Jamerson, Natrell	DB	5-11	200	12/15/95	24	2	Wisconsin	Citra, Fla.	WV '19 (GB)	4/0/0/2
74	Little, Greg	T	6-5	310	11/04/97	22	R	Mississippi	Allen, Texas	D2 '19	4/3/0/9
76	McGhin, Garrett	T	6-6	300	10/13/94	25	R	East Carolina	Tallahassee, Fla	FA '19	2/0/0/1
1	Newton, Cam	QB	6-5	245	05/11/89	30	9	Auburn	College Park, Ga.	D1 '11	2/2/0/5
77	O'Brien, Kitt	G	6-5	325	04/29/90	29	1	Ball State	Walton, Ind.	FA '19	0/0/0/0
95	Poe, Dontari	DT	6-3	346	08/18/90	29	8	Memphis	Memphis, Tenn.	UFA '18 (ATL)	11/8/0/0
20	Scarlett, Jordan	RB	5-11	210	07/08/95	24	R	Florida	Fort Lauderdale, Fla.	D5 '19	9/0/2/0
99	Short, Kawann	DT	6-3	315	02/02/89	30	7	Purdue	East Chicago, Ind.	D2 '13	2/2/0/2
73	Van Roten, Greg	G	6-3	305	02/26/90	29	5	Pennsylvania	Mineola, N.Y.	FA '17	11/11/0/0
Practice Squad / Injured (1)											
71	Jackson, Bijhon	DE	6-1	340	11/06/95	24	1	Arkansas	El Dorado, Ark.	FA '19	0/0/0/0

CAROLINA PANTHERS NUMERICAL ROSTER

No	Name	Pos	Ht	Wt	DOB	Age	Exp	College	Hometown	How Acq	GP/GS/DNP/INA
3	Will Grier	QB	6-1	220	04/03/95	24	R	West Virginia	Charlotte, N.C.	D3 '19	1/1/12/2
4	Joey Slye	K	5-11	213	04/10/96	23	R	Virginia Tech	Stafford, Va.	FA '19	15/0/0/0
5	Michael Palardy	P	5-11	200	07/06/92	27	4	Tennessee	Fort Lauderdale, Fla.	FA '16	15/0/0/0
7	Kyle Allen	QB	6-3	210	03/08/96	23	1	Houston	Scottsdale, Ariz.	FA '18	12/12/3/0
10	Curtis Samuel	WR	5-11	195	08/11/96	23	3	Ohio State	Brooklyn, N.Y.	D2a '17	15/14/0/0
11	Brandon Zylstra	WR	6-2	215	03/25/93	26	2	Concordia	Spicer, Minn.	WV '19 (MIN)	7/0/0/8
12	DJ Moore	WR	6-0	210	04/14/97	22	2	Maryland	Philadelphia, Pa.	D1 '18	15/15/0/0
13	Jarius Wright	WR	5-10	191	11/25/89	30	8	Arkansas	Warren, Ark.	FA '18	15/9/0/0
15	Chris Hogan	WR	6-1	210	10/24/87	31	7	Monmouth	Wyckoff, N.J.	UFA '19 (NE)	6/0/0/0
18	DeAndrew White	WR	6-0	195	10/16/91	28	2	Alabama	Houston, Texas	FA '18	9/0/0/0
22	Christian McCaffrey	RB	5-11	205	06/07/96	23	3	Stanford	Highlands Ranch, Colo.	D1 '17	15/15/0/0
23	Javien Elliott	CB	5-11	185	07/18/93	26	4	Florida State	Panama City, Fla.	FA '19	15/2/0/0
24	James Bradberry	CB	6-1	212	08/04/93	26	4	Samford	Pleasant Grove, Ala.	D2 '16	14/14/0/1
25	Eric Reid	S	6-1	215	12/10/91	28	7	Louisiana State	Geismar, La.	FA '18	15/15/0/0
26	Donte Jackson	CB	5-10	180	11/08/95	24	2	Louisiana State	Metarie, La.	D2 '18	12/10/0/3
27	Mike Davis	RB	5-9	220	02/19/93	26	5	South Carolina	Stone Mountain, Ga.	WV '19 (CHI)	4/0/0/2
29	Corn Elder	CB	5-10	185	10/09/94	25	3	Miami	Nashville, Tenn.	D5 '17	1/0/0/5
32	Cole Luke	CB	5-11	200	06/30/95	24	2	Notre Dame	Chandler, Ariz.	FA '17	7/0/0/0
33	Tre Boston	S	6-1	205	06/25/92	27	6	North Carolina	North Fort Myers, Fla.	UFA '19 (ARI)	15/15/0/0
36	TJ Green	CB	6-3	215	3/15/95	24	3	Clemson	Sylacauga, Ala.	WV '19 (NO)	0/0/0/1
39	Reggie Bonnafon	RB	6-0	215	01/04/96	23	1	Louisville	Louisville, Ky.	FA '18	15/0/0/0
40	Alex Armah	FB	6-2	255	05/17/94	22	3	West Georgia	Lawrenceville, Ga.	D6 '17	15/1/0/0
42	Colin Jones	S	6-0	205	10/27/87	32	9	Texas Christian	Bridgeport, Texas	TR '12 (SF)	15/0/0/0
43	Jordan Kunaszyk	LB	6-3	235	10/15/96	23	R	California	Sacramento, Calif.	FA '19	8/0/0/7
44	JJ Jansen	LS	6-2	235	01/20/86	33	12	Notre Dame	Phoenix, Ariz.	TR '09 (GB)	15/0/0/0
47	Ross Cockrell	CB	6-0	190	08/06/91	28	6	Duke	Charlotte, N.C.	UFA '18 (NYG)	13/10/0/2
50	Christian Miller	LB/DE	6-3	245	06/16/96	22	R	Alabama	Columbia, S.C.	D4 '19	7/0/0/8
53	Brian Burns	LB/DE	6-5	250	04/23/98	21	R	Florida State	Fort Lauderdale, Fla.	D1 '19	15/5/0/0
54	Shaq Thompson	LB	6-0	230	04/21/94	25	5	Washington	Sacramento, Calif.	D1 '15	14/14/0/1
55	Bruce Irvin	LB/DE	6-3	258	11/01/87	32	8	West Virginia	Stockbridge, Ga.	UFA '19 (ATL)	12/11/0/3
56	Jermaine Carter Jr.	LB	6-1	225	01/14/95	24	2	Maryland	Rockville, Md.	D5 '18	15/5/0/0
57	Andre Smith	LB	6-0	240	04/20/97	22	2	North Carolina	Jacksonville, Fla.	D7a '18	15/0/0/0
59	Luke Kuechly	LB	6-3	238	04/20/91	28	8	Boston College	Cincinnati, Ohio	D1 '12	15/15/0/0
60	Daryl Williams	T	6-6	330	08/31/92	27	5	Oklahoma	Lake Dallas, Texas	D4 '15	15/11/0/0
61	Matt Paradis	C	6-3	300	10/12/89	30	5	Boise State	Council, Idaho	UFA '19 (DEN)	15/15/0/0
63	Matt Kaskey	T	6-7	325	03/17/97	22	R	Dartmouth	Winnetka, Ill.	FA '19	0/0/0/1
64	Chris Reed	G	6-4	320	07/22/92	27	4	Minnesota St-Mankato	Omaha, Neb.	WV '19 (MIA)	2/0/0/1
65	Dennis Daley	G	6-6	325	08/07/96	23	R	South Carolina	Columbia, S.C.	D6 '19	13/8/0/2
69	Tyler Larsen	C	6-4	325	07/08/91	28	4	Utah State	Sandy, Utah	FA '16	15/0/0/0
70	Trai Turner	G	6-3	315	06/14/93	26	6	Louisiana State	New Orleans, La.	D3 '14	12/12/0/3
72	Taylor Moton	T	6-5	325	03/18/94	25	3	Western Michigan	Okemos, Mich.	D2b '17	15/15/0/0
77	Kyle Love	DT	6-1	310	11/18/86	33	8	Mississippi State	College Park, Ga.	FA '16	14/0/0/1
78	Woodrow Hamilton	DT	6-3	315	12/20/92	27	2	Mississippi	Raleigh, Miss.	FA '19	0/0/0/4
80	Ian Thomas	TE	6-4	260	06/06/96	23	2	Indiana	Baltimore, Md.	D4a '18	15/3/0/0
82	Chris Manhertz	TE	6-6	255	04/10/92	27	4	Canisius	New York, N.Y.	WV '16 (NO)	14/5/0/1
88	Greg Olsen	TE	6-5	255	03/11/85	34	13	Miami (Fla.)	Wayne, N.J.	TR '11 (CHI)	14/14/0/1
91	Stacy McGee	DT	6-3	340	01/17/90	29	7	Oklahoma	Muskogee, Okla.	FA '19	3/0/0/1
92	Vernon Butler	DT	6-4	330	06/14/94	25	4	Louisiana Tech	Summit, Miss.	D1 '16	13/10/0/2
93	Gerald McCoy	DT	6-4	300	02/25/88	31	10	Oklahoma	Oklahoma City, Okla.	FA '19	15/15/0/0
94	Efe Obada	DE	6-6	265	04/13/92	27	2	none	London, England	FA '17	15/0/0/0
96	Wes Horton	DE	6-5	265	12/17/89	30	7	Southern California	Sherman Oaks, Calif.	FA '19	5/0/0/2
97	Mario Addison	LB/DE	6-3	260	09/06/87	32	9	Troy	Tarrant, Ala.	FA '12	14/14/0/1
98	Marquis Haynes	LB/DE	6-2	235	12/16/93	26	2	Mississippi	Jacksonville, Fla.	D4b '18	11/0/0/4
Practice Squad (9)											
16	Bobo Wilson	WR	5-9	185	01/25/95	24	1	Florida State	Miami, Fla.	FA '19	0/0/0/0
21	Elijah Holyfield	RB	5-10	215	11/30/97	22	R	Georgia	College Park, Ga.	FA '19	0/0/0/0
35	Dominique Hatfield	CB	5-10	180	12/13/94	25	3	Utah	Los Angeles, Calif.	FA '19	0/0/0/0
37	Quin Blanding	S	6-2	210	05/01/96	23	1	Virginia	Virginia Beach, Va.	FA '19	0/0/0/0
46	Sione Teuhema	LB	6-4	250	09/28/95	24	R	Southeastern Louisiana	Keller, Texas	FA '19	0/0/0/0
62	Aaron Monteiro	T	6-7	320	03/25/97	22	R	Boston College	Brockton, Mass	FA '19	0/0/0/0
67	Tyler Marz	T	6-7	315	09/09/92	27	3	Wisconsin	Springfield, Minn.	FA '19	0/0/0/0
68	Greg Gilmore	DT	6-4	308	11/28/94	25	R	Louisiana State	Hope Mills, N.C.	FA '19	0/0/0/0
84	Temarrick Hemingway	TE	6-5	245	07/30/93	26	3	South Carolina State	Little River, S.C.	WV '19 (DEN)	0/0/0/0
Reserve / Injured (13)											
1	Cam Newton	QB	6-5	245	05/11/89	30	9	Auburn	College Park, Ga.	D1 '11	2/2/0/5
9	Graham Gano	K	6-2	202	04/09/87	32	10	Florida State	Cantonment, Fla.	FA '12	0/0/0/0
20	Jordan Scarlett	RB	5-11	210	07/08/95	24	R	Florida	Fort Lauderdale, Fla.	D5 '19	9/0/2/0
30	Natrell Jamerson	DB	5-11	200	12/15/95	24	2	Wisconsin	Citra, Fla.	WV '19 (GB)	4/0/0/2
66	Dillon Gordon	T	6-4	320	09/02/93	26	3	Louisiana State	River Ridge, La.	WV '19 (KC)	0/0/0/0
73	Greg Van Roten	G	6-3	305	02/26/90	29	5	Pennsylvania	Mineola, N.Y.	FA'17	11/11/0/0
74	Greg Little	T	6-5	310	11/04/97	22	R	Mississippi	Allen, Texas	D2 '19	4/3/0/9
75	Brandon Greene	T	6-5	295	03/01/94	25	1	Alabama	Ellenwood, Ga.	FA '19	0/0/0/3
76	Garrett McGhin	T	6-6	300	10/13/94	25	R	East Carolina	Tallahassee, Fla	FA '19	2/0/0/1
77	Kitt O'Brien	G	6-5	325	04/29/90	29	1	Ball State	Walton, Ind.	FA '19	0/0/0/0
85	Marcus Baugh	TE	6-4	245	12/09/94	25	1	Ohio State	Riverside, Calif.	FA '19	0/0/0/0
95	Dontari Poe	DT	6-3	346	08/18/90	29	8	Memphis	Memphis, Tenn.	UFA '18 (ATL)	11/8/0/0
99	Kawann Short	DT	6-3	315	02/02/89	30	7	Purdue	East Chicago, Ind.	D2 '13	2/2/0/2
Practice Squad / Injured (1)											
71	Bijhon Jackson	DE	6-1	340	11/06/95	24	1	Arkansas	El Dorado, Ark.	FA '19	0/0/0/0

CAROLINA PANTHERS BY EXPERIENCE

No	Name	Pos	Ht	Wt	DOB	Age	Exp	College	Hometown	How Acq	
13th Year (1)											
88	Olsen, Greg	TE	6-5	255	03/11/85	34	13	Miami (Fla.)	Wayne, N.J.	TR '11 (CHI)	13/13/0/2
12th Year (1)											
44	Jansen, J.J.	LS	6-2	235	01/20/86	33	12	Notre Dame	Phoenix, Ariz.	TR '09 (GB)	15/0/0/0
11th Year (0)											
10th Year (1)											
93	McCoy, Gerald	DT	6-4	300	02/25/88	31	10	Oklahoma	Oklahoma City, Okla.	FA '19	15/15/0/0
9th Year (2)											
97	Addison, Mario	LB/DE	6-3	260	09/06/87	32	9	Troy	Tarrant, Ala.	FA '12	14/14/0/1
42	Jones, Colin	S	6-0	205	10/27/87	32	9	Texas Christian	Bridgeport, Texas	TR '12 (SF)	15/0/0/0
8th Year (4)											
55	Irvin, Bruce	LB/DE	6-3	258	11/01/87	32	8	West Virginia	Stockbridge, Ga.	UFA '19 (ATL)	12/11/0/3
59	Kuechly, Luke	LB	6-3	238	04/20/91	28	8	Boston College	Cincinnati, Ohio	D1 '12	15/15/0/0
77	Love, Kyle	DT	6-1	310	11/18/86	33	8	Mississippi State	College Park, Ga.	FA '16	14/0/0/1
13	Wright, Jarius	WR	5-10	191	11/25/89	30	8	Arkansas	Warren, Ark.	FA '18	15/9/0/0
7th Year (4)											
15	Hogan, Chris	WR	6-1	210	10/24/87	32	7	Monmouth	Wyckoff, N.J.	UFA '19 (NE)	6/0/0/0
96	Horton, Wes	DE	6-5	265	12/17/89	30	7	Southern California	Sherman Oaks, Calif.	FA '19	5/0/0/2
91	McGee, Stacy	DT	6-3	340	01/17/90	29	7	Oklahoma	Muskogee, Okla.	FA '19	3/0/0/1
25	Reid, Eric	S	6-1	215	12/10/91	28	7	Louisiana State	Geismar, La.	FA '18	15/15/0/0
6th Year (3)											
33	Boston, Tre	S	6-1	205	6/25/92	27	6	North Carolina	North Fort Myers, Fla.	UFA '19 (ARI)	15/15/0/0
47	Cockrell, Ross	CB	6-0	190	08/06/91	28	6	Duke	Charlotte, N.C.	UFA '18 (NYG)	13/10/0/2
70	Turner, Trai	G	6-3	315	06/14/93	26	6	Louisiana State	New Orleans, La.	D3 '14	12/12/0/3
5th Year (4)											
29	Davis, Mike	RB	5-9	220	02/19/93	26	5	South Carolina	Stone Mountain, Ga.	WV '19 (CHI)	4/0/0/2
61	Paradis, Matt	C	6-3	300	10/12/89	30	5	Boise State	Council, Idaho	UFA '19 (DEN)	15/15/0/0
54	Thompson, Shaq	LB	6-0	230	04/21/94	25	5	Washington	Sacramento, Calif.	D1 '15	15/15/0/0
60	Williams, Daryl	T	6-6	330	08/31/92	27	5	Oklahoma	Lake Dallas, Texas	D4 '15	15/11/0/0
4th Year (7)											
24	Bradberry, James	CB	6-1	212	08/04/93	26	4	Samford	Pleasant Grove, Ala.	D2 '16	14/14/0/1
92	Butler, Vernon	DT	6-4	330	06/14/94	25	4	Louisiana Tech	Summit, Miss.	D1 '16	13/10/0/2
23	Elliott, Javien	CB	5-11	185	07/18/93	26	4	Florida State	Panama City, Fla.	FA '19	15/2/0/0
69	Larsen, Tyler	C	6-4	325	07/08/91	28	4	Utah State	Sandy, Utah	FA '16	15/0/0/0
82	Manhertz, Chris	TE	6-6	255	04/10/92	27	4	Canisius	New York, N.Y.	WV '16 (NO)	14/5/0/1
5	Palardy, Michael	P	5-11	200	07/06/92	27	4	Tennessee	Fort Lauderdale, Fla.	FA '16	15/0/0/0
64	Reed, Chris	G	6-4	320	07/22/92	27	4	Minnesota St-Mankato	Omaha, Neb.	WV '19 (MIA)	2/0/0/1
3rd Year (6)											
40	Armah, Alex	FB	6-2	255	05/17/94	25	3	West Georgia	Lawrenceville, Ga.	D6 '17	15/1/0/0
29	Elder, Corn	CB	5-10	185	10/09/94	25	3	Miami	Nashville, Tenn.	D5 '17	1/0/0/5
36	Green, TJ	CB	6-3	215	3/15/95	24	3	Clemson	Sylacauga, Ala.	WV '19 (NO)	0/0/0/1
22	McCaffrey, Christian	RB	5-11	205	06/07/96	23	3	Stanford	Highlands Ranch, Colo.	D1 '17	15/15/0/0
72	Moton, Taylor	T	6-5	325	03/18/94	25	3	Western Michigan	Okemos, Mich.	D2b '17	15/15/0/0
10	Samuel, Curtis	WR	5-11	195	08/11/96	23	3	Ohio State	Brooklyn, N.Y.	D2a '17	15/14/0/0
2nd Year (11)											
56	Carter Jr, Jermaine	LB	6-1	225	01/14/95	24	2	Maryland	Rockville, Md.	D5 '18	15/5/0/0
78	Hamilton, Woodrow	DT	6-3	315	12/20/92	27	2	Mississippi	Raleigh, Miss.	FA '19	0/0/0/4
98	Haynes, Marquis	LB/DE	6-2	235	12/16/93	26	2	Mississippi	Jacksonville, Fla.	D4b '18	11/0/0/4
26	Jackson, Donte	CB	5-10	180	11/08/95	24	2	Louisiana State	Metarie, La.	D2 '18	12/10/0/3
32	Luke, Cole	CB	5-11	200	06/30/95	24	2	Notre Dame	Chandler, Ariz.	FA '17	7/0/0/0
12	Moore, DJ	WR	6-0	210	04/14/97	22	2	Maryland	Philadelphia, Pa.	D1 '18	15/15/0/0
94	Obada, Efe	DE	6-6	265	04/13/92	27	2	none	London, England	FA '17	15/0/0/0
57	Smith, Andre	LB	6-0	240	04/20/97	22	2	North Carolina	Jacksonville, Fla.	D7a '18	15/0/0/0
80	Thomas, Ian	TE	6-4	260	06/06/96	23	2	Indiana	Baltimore, Md.	D4a '18	15/3/0/0
18	White, DeAndrew	WR	6-0	195	10/16/91	28	2	Alabama	Houston, Texas	FA '18	9/0/0/0
11	Zylstra, Brandon	WR	6-2	215	03/25/93	26	2	Concordia	Spicer, Minn.	WV '19 (MIN)	7/0/0/8
Rookie/1st Year (9)											
7	Allen, Kyle	QB	6-3	210	03/08/96	23	1	Houston	Scottsdale, Ariz.	FA '18	12/12/3/0
39	Bonnafon, Reggie	RB	6-0	215	01/04/96	23	1	Louisville	Louisville, Ky.	FA '18	15/0/0/0
53	Burns, Brian	LB/DE	6-5	250	04/23/98	21	R	Florida State	Fort Lauderdale, Fla.	D1 '19	15/5/0/0
65	Daley, Dennis	T	6-6	325	08/07/96	23	R	South Carolina	Columbia, S.C.	D6 '19	13/8/0/2
3	Grier, Will	QB	6-1	220	04/03/95	24	R	West Virginia	Charlotte, N.C.	D3 '19	1/1/12/2
63	Kaskey, Matt	T	6-7	325	03/17/97	22	R	Dartmouth	Winnetka, Ill.	FA '19	0/0/0/1
43	Kunaszyk, Jordan	LB	6-3	235	10/15/96	23	R	California	Sacramento, Calif.	FA '19	8/0/0/7
50	Miller, Christian	LB/DE	6-3	245	06/16/96	23	R	Alabama	Columbia, S.C.	D4 '19	7/0/0/8
4	Slye, Joey	K	5-11	213	04/10/96	23	R	Virginia Tech	Stafford, Va.	FA '19	15/0/0/0

CAROLINA PANTHERS BY POSITION

No	Name	Pos	Ht	Wt	DOB	Age	Exp	College	Hometown	How Acq	
QUARTERBACKS (2)											
7	Allen, Kyle	QB	6-3	210	03/08/96	23	1	Houston	Scottsdale, Ariz.	FA '18	12/12/3/0
3	Grier, Will	QB	6-1	220	04/03/95	24	R	West Virginia	Charlotte, N.C.	D3 '19	1/1/12/2
RUNNING BACKS (4)											
40	Armah, Alex	FB	6-2	255	05/17/94	25	3	West Georgia	Lawrenceville, Ga.	D6 '17	15/1/0/0
39	Bonnafon, Reggie	RB	6-0	215	01/04/96	23	1	Louisville	Louisville, Ky.	FA '18	15/0/0/0
27	Davis, Mike	RB	5-9	220	02/19/93	26	5	South Carolina	Stone Mountain, Ga.	WV '19 (CHI)	4/0/0/2
22	McCaffrey, Christian	RB	5-11	205	06/07/96	23	3	Stanford	Highlands Ranch, Colo.	D1 '17	15/15/0/0
WIDE RECEIVERS (6)											
15	Hogan, Chris	WR	6-1	210	10/24/87	32	7	Monmouth	Wyckoff, N.J.	UFA '19 (NE)	6/0/0/0
12	Moore, DJ	WR	6-0	210	04/14/97	22	2	Maryland	Philadelphia, Pa.	D1 '18	15/15/0/0
10	Samuel, Curtis	WR	5-11	195	08/11/96	23	3	Ohio State	Brooklyn, N.Y.	D2a '17	15/14/0/0
13	Wright, Jarius	WR	5-10	191	11/25/89	30	8	Arkansas	Warren, Ark.	FA '18	15/9/0/0
18	White, DeAndrew	WR	6-0	195	10/16/91	28	2	Alabama	Houston, Texas	FA '18	9/0/0/0
11	Zylstra, Brandon	WR	6-2	215	03/25/93	26	2	Concordia	Spicer, Minn.	WV '19 (MIN)	7/0/0/8
TIGHT ENDS (3)											
82	Manhertz, Chris	TE	6-6	255	04/10/92	27	4	Canisius	New York, N.Y.	WV '16 (NO)	14/5/0/1
88	Olsen, Greg	TE	6-5	255	03/11/85	34	13	Miami (Fla.)	Wayne, N.J.	TR '11 (CHI)	13/13/0/2
80	Thomas, Ian	TE	6-4	260	06/06/96	23	2	Indiana	Baltimore, Md.	D4a '18	15/3/0/0
OFFENSIVE LINEMEN (8)											
65	Daley, Dennis	G	6-6	325	08/07/96	23	R	South Carolina	Columbia, S.C.	D6 '19	13/8/0/2
63	Kaskey, Matt	T	6-7	325	03/17/97	22	R	Dartmouth	Winnetka, Ill.	FA '19	0/0/0/1
69	Larsen, Tyler	C	6-4	325	07/08/91	28	4	Utah State	Sandy, Utah	FA '16	15/0/0/0
72	Moton, Taylor	T	6-5	325	03/18/94	22	3	Western Michigan	Okemos, Mich.	D2b '17	15/15/0/0
61	Paradis, Matt	C	6-3	300	10/12/89	30	5	Boise State	Council, Idaho	UFA '19 (DEN)	15/15/0/0
64	Reed, Chris	G	6-4	320	07/22/92	27	4	Minnesota St-Mankato	Omaha, Neb.	WV '19 (MIA)	2/0/0/1
70	Turner, Trai	G	6-3	315	06/14/93	26	6	Louisiana State	New Orleans, La.	D3 '14	12/12/0/3
60	Williams, Daryl	T	6-6	330	08/31/92	27	5	Oklahoma	Lake Dallas, Texas	D4 '15	15/11/0/0
SPECIALISTS (3)											
44	Jansen, J.J.	LS	6-2	235	01/20/86	33	12	Notre Dame	Phoenix, Ariz.	TR '09 (GB)	15/0/0/0
5	Palardy, Michael	P	5-11	200	07/06/92	27	4	Tennessee	Fort Lauderdale, Fla.	FA '16	15/0/0/0
4	Slye, Joey	K	5-11	213	04/10/96	23	R	Virginia Tech	Stafford, Va.	FA '19	15/0/0/0
DEFENSIVE LINEMEN (12)											
97	Addison, Mario	LB/DE	6-3	260	09/06/87	32	9	Troy	Tarrant, Ala.	FA '12	14/14/0/1
53	Burns, Brian	LB/DE	6-5	250	04/23/98	21	R	Florida State	Fort Lauderdale, Fla.	D1 '19	15/5/0/0
92	Butler, Vernon	DT	6-4	330	06/14/94	25	4	Louisiana Tech	Summit, Miss.	D1 '16	13/10/0/2
78	Hamilton, Woodrow	DT	6-3	315	12/20/92	27	2	Mississippi	Raleigh, Miss.	FA '19	0/0/0/4
98	Haynes, Marquis	LB/DE	6-2	235	12/16/93	26	2	Mississippi	Jacksonville, Fla.	D4b '18	11/0/0/4
96	Horton, Wes	DE	6-5	265	12/17/89	30	7	Southern California	Sherman Oaks, Calif.	FA '19	5/0/0/2
55	Irvin, Bruce	LB/DE	6-3	258	11/01/87	31	8	West Virginia	Stockbridge, Ga.	UFA '19 (ATL)	12/11/0/3
77	Love, Kyle	DT	6-1	310	11/18/86	33	8	Mississippi State	College Park, Ga.	FA '16	14/0/0/1
93	McCoy, Gerald	DT	6-4	300	02/25/88	31	10	Oklahoma	Oklahoma City, Okla.	FA '19	15/15/0/0
91	McGee, Stacy	DT	6-3	340	01/17/90	29	7	Oklahoma	Muskogee, Okla.	FA '19	3/0/0/1
50	Miller, Christian	LB/DE	6-3	245	06/16/96	23	R	Alabama	Columbia, S.C.	D4 '19	7/0/0/8
94	Obada, Efe	DE	6-6	265	04/13/92	27	2	none	London, England	FA '17	15/0/0/0
LINEBACKERS (5)											
56	Carter Jr, Jermaine	LB	6-1	225	01/14/95	24	2	Maryland	Rockville, Md.	D5 '18	15/5/0/0
59	Kuechly, Luke	LB	6-3	238	04/20/91	28	8	Boston College	Cincinnati, Ohio	D1 '12	15/15/0/0
43	Kunaszyk, Jordan	LB	6-3	235	10/15/96	23	R	California	Sacramento, Calif.	FA '19	7/0/0/8
57	Smith, Andre	LB	6-0	240	04/20/97	22	2	North Carolina	Jacksonville, Fla.	D7a '18	15/0/0/0
54	Thompson, Shaq	LB	6-0	230	04/21/94	25	5	Washington	Sacramento, Calif.	D1 '15	14/14/0/1
DEFENSIVE BACKS (10)											
33	Boston, Tre	S	6-1	205	6/25/92	27	6	North Carolina	North Fort Myers, Fla.	UFA '19 (ARI)	15/15/0/0
24	Bradberry, James	CB	6-1	212	08/04/93	26	4	Samford	Pleasant Grove, Ala.	D2 '16	14/14/0/1
47	Cockrell, Ross	CB	6-0	190	08/06/91	28	6	Duke	Charlotte, N.C.	UFA '18 (NYG)	13/10/0/2
29	Elder, Corn	CB	5-10	185	10/09/94	25	3	Miami	Nashville, Tenn.	D5 '17	1/0/0/5
23	Elliott, Javien	CB	5-11	185	07/18/93	26	4	Florida State	Panama City, Fla.	FA '19	15/2/0/0
36	Green, TJ	CB	6-3	215	3/15/95	24	3	Clemson	Sylacauga, Ala.	WV '19 (NO)	0/0/0/1
26	Jackson, Donte	CB	5-10	180	11/08/95	24	2	Louisiana State	Metarie, La.	D2 '18	12/10/0/3
42	Jones, Colin	S	6-0	205	10/27/87	32	9	Texas Christian	Bridgeport, Texas	TR '12 (SF)	15/0/0/0
32	Luke, Cole	CB	5-11	200	06/30/95	24	2	Notre Dame	Chandler, Ariz.	FA '17	7/0/0/0
25	Reid, Eric	S	6-1	215	12/10/91	28	7	Louisiana State	Geismar, La.	FA '18	15/15/0/0

2019 REGULAR SEASON STATISTICS

Won 5, Lost 10

9/8/2019	L	27 - 30	Los Angeles Rams
9/12/2019	L	14 - 20	Tampa Bay Buccaneers
9/22/2019	W	38 - 20	at Arizona Cardinals
9/29/2019	W	16 - 10	at Houston Texans
10/6/2019	W	34 - 27	Jacksonville Jaguars
10/13/2019	W	37 - 26	at Tampa Bay Buccaneers
10/27/2019	L	13 - 51	at San Francisco 49ers
11/3/2019	W	30 - 20	Tennessee Titans
11/10/2019	L	16 - 24	at Green Bay Packers
11/17/2019	L	3 - 29	Atlanta Falcons
11/24/2019	L	31 - 34	at New Orleans Saints
12/1/2019	L	21 - 29	Washington Redskins
12/8/2019	L	20 - 40	at Atlanta Falcons
12/15/2019	L	24 - 30	Seattle Seahawks
12/22/2019	L	6 - 38	at Indianapolis Colts

	Carolina	Opponent
Total First Downs	**319**	**330**
Rushing	80	122
Passing	217	181
Penalty	22	27
3rd Down: Made/Att	61/191	73/182
3rd Down Pct.	31.9%	40.1%
4th Down: Made/Att	11/22	6/9
4th Down Pct.	50.0%	66.7%
Possession Avg.	**29:13**	**30:47**
Total Net Yards	**5140**	**5613**
Avg. Per Game	342.7	374.2
Total Plays	1008	975
Avg. Per Play	5.1	5.8
Net Yards Rushing	**1778**	**2181**
Avg. Per Game	118.5	145.4
Total Rushes	368	410
Net Yards Passing	3362	3432
Avg. Per Game	224.1	228.8
Sacked/Yards Lost	56/473	52/298
Gross Yards	3835	3730
Attempts/Completions	584/356	513/327
Completion Pct.	61.0%	63.7%
Had Intercepted	19	14
Punts/Average	**68/45.7**	**62/45.4**
Net Punting Avg.	**38.2**	**41.4**
Penalties/Yards	**82/700**	**106/896**
Fumbles/Ball Lost	**24/13**	**16/7**
Touchdowns	**37**	**50**
Rushing	19	29
Passing	17	18
Returns	1	3

Score By Periods	**Q1**	**Q2**	**Q3**	**Q4**	**OT**	**Pts**
Team	60	93	76	101	0	330
Opponents	95	109	121	103	0	428

Scoring	**TD**	**Ru**	**Pa**	**Rt**	**PAT**	**FG**	**2Pt**	**Pts**
C.McCaffrey	18	14	4	0	0/0	0/0	1	110
J.Slye	0	0	0	0	30/34	24/31	0	102
C.Samuel	7	1	6	0	0/0	0/0	0	42
D.Moore	4	0	4	0	0/0	0/0	0	24
G.Olsen	2	0	2	0	0/0	0/0	0	12
K.Allen	2	2	0	0	0/0	0/0	0	12
R.Bonnafon	1	1	0	0	0/0	0/0	0	6
A.Armah	1	1	0	0	0/0	0/0	0	6
I.Thomas	1	0	1	0	0/0	0/0	0	6
B.Burns	1	0	0	1	0/0	0/0	0	6
B.Irvin	0	0	0	0	0/0	0/0	0	2
L.Kuechly	0	0	0	0	0/0	0/0	0	2
Team	**37**	**19**	**17**	**1**	**30/34**	**24/31**	**1**	**330**
Opponents	**50**	**29**	**18**	**3**	**43/44**	**27/35**	**2**	**428**

2-Pt. Conversions: Team 1/3, Opponents: 2/6

Sacks: M.Addison 9.5, B.Irvin 7.5, B.Burns 6.5, V.Butler 6.0, G.McCoy 6.0, D.Poe 4.0, E.Reid 4.0, S.Thompson 3.0, C.Miller 2.0, M.Haynes 1.0, J.Bradberry 1.0, J.Carter 0.5, J.Elliott 0.5, S.McGee 0.5 **Team: 52.0, Opponents: 56.0**

Rushing	**No.**	**Yds**	**Avg**	**Long**	**TD**
C.McCaffrey	278	1361	4.9	84t	14
C.Samuel	19	130	6.8	16	1
R.Bonnafon	14	113	8.1	59t	1
K.Allen	30	101	3.4	17t	2
D.Moore	6	40	6.7	13	0
W.Grier	4	17	4.3	11	0
A.Armah	6	11	1.8	4	1
J.Scarlett	4	9	2.3	6	0
C.Jones	1	5	5.0	5	0
C.Newton	5	-2	-0.4	3	0
J.Wright	1	-7	-7.0	-7	0
Team	**368**	**1778**	**4.8**	**84t**	**19**
Opponents	**410**	**2181**	**5.3**	**60**	**29**

Receiving	**No.**	**Yds**	**Avg**	**Long**	**TD**
C.McCaffrey	109	933	8.6	25t	4
D.Moore	87	1175	13.5	52t	4
C.Samuel	52	614	11.8	44	6
G.Olsen	50	585	11.7	41	2
J.Wright	26	286	11.0	33	0
I.Thomas	15	124	8.3	19	1
C.Hogan	6	53	8.8	13	0
R.Bonnafon	4	18	4.5	7	0
D.White	2	20	10.0	12	0
B.Zylstra	2	10	5.0	7	0
A.Armah	2	6	3.0	4	0
C.Manhertz	1	11	11.0	11	0
Team	**356**	**3835**	**10.8**	**52t**	**17**
Opponents	**327**	**3730**	**11.4**	**93t**	**18**

Interceptions	**No.**	**Yds**	**Avg**	**Long**	**TD**
D.Jackson	3	25	8.3	25	0
T.Boston	3	20	6.7	20	0
J.Bradberry	3	0	0.0	0	0
R.Cockrell	2	70	35.0	37	0
L.Kuechly	2	26	13.0	25	0
J.Elliott	1	0	0.0	0	0
Team	**14**	**141**	**10.1**	**37**	**0**
Opponents	**19**	**188**	**9.9**	**46**	**0**

Punting	**No**	**Yds**	**Avg**	**Net**	**TB**	**In**	**Lg**	**B**
M.Palardy	68	3105	45.7	38.2	2	21	58	0
Team	**68**	**3105**	**45.7**	**38.2**	**2**	**21**	**58**	**0**
Opponents	**62**	**2816**	**45.4**	**41.4**	**4**	**25**	**79**	**1**

Punt Returns	**Ret**	**FC**	**Yds**	**Avg**	**Long**	**TD**
R.McCloud	10	7	82	8.2	39	0
D.Moore	5	4	41	8.2	16	0
G.Dortch	4	1	28	7.0	11	0
C.Hogan	2	2	16	8.0	8	0
B.Zylstra	1	1	0	0.0	0	0
R.Gaulden	1	0	0	0.0	0	0
Team	**23**	**15**	**167**	**7.3**	**39**	**0**
Opponents	**38**	**15**	**468**	**12.3**	**84t**	**3**

Kickoff Returns	**No.**	**Yds**	**Avg**	**Long**	**TD**
D.White	9	201	22.3	36	0
R.McCloud	8	174	21.8	31	0
R.Bonnafon	6	111	18.5	35	0
G.Dortch	5	119	23.8	32	0
B.Zylstra	1	26	26.0	26	0
C.Hogan	1	21	21.0	21	0
Team	**30**	**652**	**21.7**	**36**	**0**
Opponents	**5**	**102**	**20.4**	**32**	**0**

Field Goals	**1-19**	**20-29**	**30-39**	**40-49**	**50+**
J.Slye	0/ 0	3/ 4	5/ 5	8/ 11	8/ 11
Team	**0/ 0**	**3/ 4**	**5/ 5**	**8/ 11**	**8/ 11**
Opponents	**0/ 0**	**6/ 6**	**12/ 13**	**6/ 11**	**3/ 5**

Fumbles Lost: K.Allen 7, C.Newton 2, R.Gaulden 1, R.McCloud 1, D.Moore 1, G.Dortch 1 **Total: 13**

Opponent Fumble Recoveries: E.Reid 2, D.Jackson 1, M.Haynes 1, J.Scarlett 1, B.Burns 1, B.Irvin 1 **Total: 7**

Passing	**Att**	**Cmp**	**Yds**	**Cmp%**	**Yds/Att**	**TD**	**TD%**	**Int**	**Int%**	**Long**	**Sack**	**Lost**	**Rating**
K.Allen	448	278	3027	62.1%	6.8	17	3.8%	15	3.3%	52t	45/	393	80.6
C.Newton	89	50	572	56.2%	6.4	0	0.0%	1	1.1%	44	6/	43	71.0
W.Grier	44	27	224	61.4%	5.1	0	0.0%	3	6.8%	28	5/	37	46.0
M.Palardy	1	1	12	100.0%	12.0	0	0.0%	0	0.0%	12	0/	0	116.7
C.McCaffrey	2	0	0	0.0%	0.0	0	0.0%	0	0.0%	0	0/	0	39.6
Team	**584**	**356**	**3835**	**61.0%**	**6.6**	**17**	**2.9%**	**19**	**3.3%**	**52t**	**56/**	**473**	**76.4**
Opponents	**513**	**327**	**3730**	**63.7%**	**7.3**	**18**	**3.5%**	**14**	**2.7%**	**93t**	**52/**	**298**	**85.8**

2019 DEFENSIVE STATISTICS (press box stats)

	TACKLES									
Player	**TOTAL**	**SOLO**	**ASSIST**	**SACK**	**QH**	**FF**	**FR**	**INT**	**PD**	**TD**
Luke Kuechly	137	76	61	-	4	-	-	2	11	-
Eric Reid	118	88	30	4	5	1	2	-	6	-
Shaq Thompson	109	75	34	3	4	-	-	-	3	-
James Bradberry	65	51	14	1	1	-	-	3	10	-
Tre Boston	63	49	14	-	1	-	-	3	8	-
Ross Cockrell	56	43	13	-	-	-	-	2	8	-
Donte Jackson	39	31	8	-	-	-	1	3	8	-
Gerald McCoy	35	16	19	6	13	-	-	-	2	-
Javien Elliott	34	22	12	0.5	2	-	-	1	2	-
Bruce Irvin	34	21	13	7.5	15	1	1	-	1	-
Mario Addison	32	19	13	9.5	13	2	-	-	-	-
Vernon Butler	31	22	9	6	8	3	-	-	-	-
Brian Burns	22	17	5	6.5	14	1	1	-	-	1
Dontari Poe	22	15	7	4	6	-	-	-	-	-
Efe Obada	20	12	8	-	4	-	-	-	1	-
Jermaine Carter	15	9	6	0.5	2	-	-	-	-	-
Marquis Haynes	10	4	6	1	2	-	1	-	-	-
Kyle Love	7	4	3	-	2	-	-	-	1	-
Kawann Short	4	4	0	-	3	-	-	-	-	-
Christian Miller	3	2	1	2	2	-	-	-	-	-
Wes Horton	3	1	2	-	1	-	-	-	-	-
Cole Luke	2	2	0	-	-	-	-	-	-	-
Stacy McGee	2	0	2	0.5	1	-	-	-	-	-
Colin Jones	1	1	0	-	-	-	-	-	-	-
Natrell Jamerson	1	1	0	-	-	-	-	-	-	-
Rashaan Gaulden	1	1	0	-	-	-	-	-	-	-
Bryan Cox	1	1	0	-	-	-	-	-	-	-
TOTALS	**867**	**587**	**280**	**52**	**103**	**8**	**6**	**14**	**61**	**1**

2019 SPECIAL TEAMS STATISTICS (coaches' stats)

PLAYER	**TACKLES**	**FF**	**FR**	**BL**
Colin Jones	8	-	-	-
Jordan Kunaszyk	5	-	-	-
DeAndrew White	4	-	-	-
Reggie Bonnafon	3	-	-	-
Rashaan Gaulden	3	-	-	-
Brian Burns	2	-	-	-
Jermaine Carter	2	-	-	1
Marquis Haynes	2	-	-	-
Chris Hogan	2	-	-	-
Natrell Jamerson	2	-	-	-
J.J. Jansen	2	-	-	-
Andre Smith	2	-	-	-
Alex Armah	1	-	-	-
Bryan Cox Jr.	1	-	-	-
Javien Elliott	1	-	-	-
Michael Palardy	1	-	-	-
Jordan Scarlett	1	-	1	-
Joey Slye	1	-	-	-
Donte Jackson	-	-	1	-
Ray-Ray McCloud	-	-	1	-
Brandon Zylstra	-	-	1	-
TOTALS	**43**	**-**	**4**	**1**

GAME-BY-GAME STATISTICS

CAROLINA PANTHERS - 2019
TEAM STATISTICS

	FIRST DOWNS				THIRD DOWN			TOTAL NET OFFENSE									INT BY PANTHERS				PUNTS	PUNT RETURNS					KO RETURNS					PEN.	FUM	SCORING						
	T	R	Pa	Pe	MADE	ATT	%	YDS	PLAYS	RUSH	ATT	PASS	ATT	COM	INT	SK (YDS)	NO	YDS	LG	TD	NO-AVG.	NO	YDS	FC	LG	TD	NO	YDS	LG	TD	NO (YDS)	NO (LT)	TDS	RU	PA	RT	K-PAT	2-pt.	FG
09-08 LOS ANGELES RAMS	21	8	13	0	5	11	45.5	343	64	127	23	216	38	25	1	3 (23)	1	0	0	0	4-48.3	2	24	0	13	0	2	51	26	0	6 (46)	2 (2)	3	3	0	0	3	0	2
09-12 TAMPA BAY	20	2	16	2	3	14	21.4	343	72	39	19	304	50	24	0	3 (20)	0	0	0	0	5-50.6	4	39	0	39	0	1	21	21	0	5 (50)	3 (1)	0	0	0	0	0	0	4
09-22 at Arizona	21	4	14	3	4	10	40.0	413	59	173	31	240	26	19	0	2 (21)	2	25	25	0	3-48.3	1	0	2	0	0	2	36	20	0	3 (35)	2 (1)	5	1	4	0	5	0	1
09-29 at Houston	19	3	15	1	7	14	50.0	297	65	94	28	203	34	24	0	3 (29)	1	37	37	0	4-39.5	1	0	1	0	0	2	48	31	0	6 (35)	3 (3)	1	1	0	0	1	0	3
10-06 JACKSONVILLE	22	9	10	3	4	12	33.3	445	61	285	27	160	31	17	0	3 (21)	0	0	0	0	5-47.6	1	3	2	3	0	2	39	21	0	8 (70)	1 (0)	5	3	1	1	4	0	0
10-13 at Tampa Bay (London)	17	3	12	2	3	15	20.0	268	63	59	29	209	32	20	0	2 (18)	5	58	33	0	7-50.0	1	10	3	10	0	0	-	-	0	3 (30)	1 (1)	4	2	2	0	4	0	3
10-27 at San Francisco	12	4	8	0	2	13	15.4	230	63	130	19	100	37	19	3	7 (58)	1	1	1	0	7-44.7	1	0	0	0	0	7	147	35	0	9 (70)	1 (0)	1	1	0	0	0	1	1
11-03 TENNESSEE	22	7	13	2	5	14	35.7	370	68	156	33	214	32	17	1	3 (18)	2	20	20	0	4-38.8	2	11	0	11	0	2	52	32	0	6 (77)	0 (0)	4	2	2	0	3	0	1
11-10 at Green Bay	26	6	19	1	4	10	40.0	401	69	120	23	281	43	28	1	2 (8)	0	0	0	0	3-40.7	0	0	3	0	0	4	80	36	0	5 (46)	2 (1)	2	1	1	0	1	0	1
11-17 ATLANTA	17	2	15	0	2	14	14.3	347	70	77	15	270	50	31	4	5 (55)	0	0	0	0	4-46.8	1	6	1	6	0	3	68	25	0	8 (68)	0 (0)	0	0	0	0	0	0	1
11-24 at New Orleans	26	6	15	5	5	13	38.5	351	69	121	29	230	36	23	0	4 (26)	1	0	0	0	3-42.0	2	0	0	0	0	1	27	27	0	3 (25)	2 (1)	4	1	3	0	1	0	2
12-01 WASHINGTON	22	2	18	2	5	16	31.3	278	73	65	20	213	46	27	1	5 (33)	0	0	0	0	8-42.3	5	17	0	6	0	0	-	-	0	5 (43)	2 (1)	3	1	2	0	3	0	0
12-08 at Atlanta	27	8	18	1	3	10	30.0	345	68	100	22	245	41	28	2	5 (48)	0	0	0	0	4-46.3	2	17	1	10	0	3	67	25	0	7 (44)	3 (2)	2	1	1	0	2	0	2
12-15 SEATTLE	28	10	18	0	5	11	45.5	414	72	145	29	269	42	25	3	1 (8)	1	0	0	0	4-45.8	0	0	2	0	0	0	-	-	0	2 (15)	2 (0)	3	2	1	0	3	0	1
12-21 at Indianapolis	19	6	13	0	4	14	28.6	286	71	87	21	199	45	28	3	5 (37)	0	0	0	0	3-53.0	2	16	0	8	0	0	-	-	0	6 (46)	0 (0)	0	0	0	0	0	0	2
12-29 NEW ORLEANS																																								
REGULAR SEASON TOTALS	319	80	217	22	61	191	31.9	5131	1007	1778	368	3353	583	355	19	56 (473)	14	141	37	0	68-45.7	25	143	15	39	0	29	636	36	0	82 (700)	24 (13)	37	19	17	1	30	1	24

CAROLINA PANTHERS - 2019
OPPONENT STATISTICS

	FIRST DOWNS				THIRD DOWN			TOTAL OFFENSE									INT BY OPPONENT				PUNTS	PUNT RETURNS					KO RETURNS					PEN.	FUM	SCORING						
	T	R	Pa	Pe	MADE	ATT	%	YDS	PLAYS	RUSH	ATT	PASS	ATT	COM	INT	SK (YDS)	NO	YDS	LG	TD	NO-AVG.	NO	YDS	FC	LG	TD	NO	YDS	LG	TD	NO(YDS)	NO(LT)	TDS	RU	PA	RT	K-PAT	2-pt.	FG
09-08 LOS ANGELES RAMS	22	9	12	1	9	17	52.9	349	72	166	32	183	39	23	1	1 (3)	1	26	26	0	4-34.5	2	19	1	16	0	0	0	0	0	5 (43)	1 (0)	3	2	1	0	3	0	3
09-12 TAMPA BAY	16	6	9	1	2	12	16.7	289	59	100	31	189	25	16	0	3 (19)	0	0	0	0	6-49.2	3	21	1	11	0	0	0	0	0	12 (66)	1 (0)	2	1	1	0	2	0	2
09-22 at Arizona	21	10	9	2	9	17	52.9	248	73	121	22	127	43	30	2	8 (46)	0	0	0	0	5-42.2	2	20	0	20	0	1	19	19	0	7 (52)	0 (0)	2	0	2	0	2	0	2
09-29 at Houston	18	8	7	3	4	11	36.4	264	62	136	22	128	34	21	1	6 (32)	0	0	0	0	5-51.4	1	18	2	18	0	0	0	0	0	7 (81)	1 (1)	1	1	0	0	1	0	1
10-06 JACKSONVILLE	28	8	18	2	6	13	46.2	507	77	149	31	358	44	26	0	2 (16)	0	0	0	0	4-48.3	3	17	1	15	0	0	0	0	0	9 (84)	3 (3)	3	1	2	0	3	0	2
10-13 at Tampa Bay (London)	23	3	19	1	5	15	33.3	407	75	42	14	365	54	30	5	7 (35)	0	0	0	0	6-44.5	6	12	1	7	0	0	0	0	0	9 (70)	4 (2)	3	2	1	0	3	0	1
10-27 at San Francisco	24	10	12	2	5	10	50.0	388	63	232	38	156	22	18	1	3 (19)	3	70	46	0	3-40.3	6	49	0	14	0	0	0	0	0	4 (31)	0 (0)	7	5	2	0	6	0	1
11-03 TENNESSEE	24	5	17	2	3	10	30.0	431	64	121	21	310	39	27	2	4 (21)	1	-2	-2	0	3-46.3	1	11	3	11	0	3	69	32	0	11 (99)	1 (1)	3	2	1	0	2	0	0
11-10 at Green Bay	23	10	9	4	4	9	44.4	388	58	163	27	225	29	17	0	2 (8)	1	0	0	0	4-35.3	0	0	1	0	0	0	0	0	0	10 (64)	0 (0)	3	3	0	0	3	0	1
11-17 ATLANTA	20	4	15	1	6	14	42.9	349	61	54	26	295	32	22	0	3 (19)	4	23	16	0	3-42.3	2	78	1	**78**	1	0	0	0	0	3 (20)	2 (0)	3	1	1	1	2	0	3
11-24 at New Orleans	23	5	17	1	4	10	40.0	418	59	118	18	300	39	30	1	2 (11)	0	0	0	0	3-49.3	1	-2	1	-2	0	0	0	0	0	12 (123)	0 (0)	4	1	3	0	4	0	2
12-01 WASHINGTON	20	11	8	1	3	11	27.3	362	60	248	30	114	25	13	0	5 (33)	1	10	10	0	5-58.0	3	35	0	16	0	1	16	16	0	6 (65)	2 (0)	3	3	0	0	2	0	3
12-08 at Atlanta	22	9	13	0	5	12	41.7	461	67	159	32	302	34	20	0	1 (11)	2	43	22	0	4-44.3	2	13	0	8	0	3	0	0	0	6 (58)	0 (0)	4	2	2	0	4	0	4
12-15 SEATTLE	21	10	10	1	4	10	40.0	428	63	154	34	274	27	20	1	2 (12)	3	16	11	0	4-41.3	0	0	4	0	0	1	14	14	0	5 (40)	0 (0)	4	2	2	0	3	0	1
12-21 at Indianapolis	25	14	6	5	4	11	36.4	324	62	218	32	106	27	14	0	3 (13)	3	0	0	0	3-46.7	3	195	0	**84**	2	0	0	0	0	0 (0)	0 (0)	5	3	0	2	5	0	1
12-29 NEW ORLEANS																																								
REGULAR SEASON TOTALS	330	122	181	27	73	182	40.1	5613	975	2181	410	3432	513	327	14	52 (298)	19	186	46	0	62-45.4	35	486	16	**84**	3	9	118	32	0	106 (896)	16 (7)	50	29	18	3	45	0	27

CAROLINA PANTHERS - 2019
SCORING SUMMARY

	PANTHERS							OPPONENT						
	1ST	2ND	3RD	4TH	OT	TOTAL	PANTHERS FIELD GOALS	1ST	2ND	3RD	4TH	OT	TOTAL	OPPONENT FIELD GOALS
09-08 LOS ANGELES RAMS	0	3	10	14		27	Slye 53WR (46) (52)	0	13	10	7		30	Zuerlein (49) (56) (27) 41WL
09-12 TAMPA BAY	3	6	3	2		14	Slye (32) (37) (54) (51)	3	7	7	3		20	Gay (40) 42WR (32)
09-22 at Arizona	0	14	14	10		38	Slye (36)	7	3	10	0		20	Gonzalez (34) (47)
09-29 at Houston	3	7	0	6		16	Slye (48) (55) (26)	0	3	7	0		10	Fairbairn 52WR (37)
10-06 JACKSONVILLE	14	7	7	6		34	Slye 89B 46WR	7	10	7	3		27	Lambo (35) (38)
10-13 at Tampa Bay (London)	10	7	10	10		37	Slye (49) 60WR (46) (29) 41WR	0	7	3	16		26	Gay (54)
10-27 at San Francisco	3	0	10	0		13	Slye (41)	14	13	14	10		51	Gould (20)
11-03 TENNESSEE	0	17	7	6		30	Slye (35) 49WL	0	0	7	13		20	none
11-10 at Green Bay	7	3	0	6		16	Slye (50)	7	7	10	0		24	Crosby (47)
11-17 ATLANTA	0	0	0	3		3	Slye (31)	10	10	6	3		29	Koo (38) 38WR (23) (29)
11-24 at New Orleans	6	9	9	7		31	Slye (41) (52) 28WR	14	3	14	3		34	Lutz (41) (33)
12-01 WASHINGTON	14	0	0	7		21	none	3	9	3	14		29	Hopkins (25) (42) 49B (36)
12-08 at Atlanta	0	10	0	10		20	Slye (46) (42)	3	10	17	10		40	Koo (37) (35) (29) (50)
12-15 SEATTLE	0	7	3	14		24	Slye (52)	13	7	3	7		30	Myers (30)
12-21 at Indianapolis	0	3	3	0		6	Slye (27) (50)	14	7	3	14		38	McLaughlin (35)
12-31 NEW ORLEANS														
TOTALS	**60**	**93**	**76**	**101**	**0**	**330**	**24-of-31 FGs**	**95**	**109**	**121**	**103**	**0**	**428**	**27-of-35 FGs**

CAROLINA PANTHERS - 2019
STARTERS

Game-By-Game Offensive Starters

	W/L	WR	LT	LG	C	RG	RT	TE	WR	QB	WR/TE	RB
09-08 LOS ANGELES RAMS	L	12 Moore	60 Williams	73 Van Roten	61 Paradis	70 Turner	72 Moton	88 Olsen	10 Samuel	1 Newton	82 Manhertz	22 McCaffrey
09-12 TAMPA BAY	L	12 Moore	60 Williams	73 Van Roten	61 Paradis	70 Turner	72 Moton	88 Olsen	10 Samuel	1 Newton	82 Manhertz	22 McCaffrey
09-22 at Arizona	W	12 Moore	60 Williams	73 Van Roten	61 Paradis	70 Turner	72 Moton	88 Olsen	10 Samuel	7 Allen	13 Wright	22 McCaffrey
09-29 at Houston	W	12 Moore	74 Little	73 Van Roten	61 Paradis	60 Williams	72 Moton	88 Olsen	10 Samuel	7 Allen	82 Manhertz	22 McCaffrey
10-06 JACKSONVILLE	W	12 Moore	65 Daley	73 Van Roten	61 Paradis	60 Williams	72 Moton	88 Olsen	10 Samuel	7 Allen	80 Thomas	22 McCaffrey
10-13 at Tampa Bay (London)	W	12 Moore	65 Daley	73 Van Roten	61 Paradis	60 Williams	72 Moton	88 Olsen	10 Samuel	7 Allen	13 Wright	22 McCaffrey
10-27 at San Francisco	L	12 Moore	72 Moton	73 Van Roten	61 Paradis	70 Turner	60 Williams	88 Olsen	10 Samuel	7 Allen	13 Wright	22 McCaffrey
11-03 TENNESSEE	W	12 Moore	65 Daley	73 Van Roten	61 Paradis	70 Turner	72 Moton	88 Olsen	10 Samuel	7 Allen	82 Manhertz	22 McCaffrey
11-10 at Green Bay	L	12 Moore	65 Daley	73 Van Roten	61 Paradis	70 Turner	72 Moton	88 Olsen	40 Armah (FB)	7 Allen	82 Manhertz	22 McCaffrey
11-17 ATLANTA	L	12 Moore	74 Little	73 Van Roten	61 Paradis	70 Turner	72 Moton	88 Olsen	10 Samuel	7 Allen	13 Wright	22 McCaffrey
11-24 at New Orleans	L	12 Moore	74 Little	73 Van Roten	61 Paradis	70 Turner	72 Moton	88 Olsen	10 Samuel	7 Allen	13 Wright	22 McCaffrey
12-01 WASHINGTON	L	12 Moore	65 Daley	60 Williams	61 Paradis	70 Turner	72 Moton	88 Olsen	10 Samuel	7 Allen	13 Wright	22 McCaffrey
12-08 at Atlanta	L	12 Moore	65 Daley	60 Williams	61 Paradis	70 Turner	72 Moton	80 Thomas	10 Samuel	7 Allen	13 Wright	22 McCaffrey
12-15 SEATTLE	L	12 Moore	65 Daley	60 Williams	61 Paradis	70 Turner	72 Moton	80 Thomas	10 Samuel	7 Allen	13 Wright	22 McCaffrey
12-21 at Indianapolis	L	12 Moore	65 Daley	60 Williams	61 Paradis	70 Turner	72 Moton	88 Olsen	10 Samuel	3 Grier	13 Wright	22 McCaffrey
12-31 NEW ORLEANS												

Game-By-Game Defensive Starters

	W/L	DL	DL	DL	OLB	ILB	ILB	OLB	CB	CB	SS	FS
09-08 LOS ANGELES RAMS	L	93 McCoy	99 Short	56 Carter (5LB)	97 Addison	54 Thompson	59 Kuechly	53 Burns	24 Bradberry	26 Jackson	25 Reid	33 Boston
09-12 TAMPA BAY	L	93 McCoy	99 Short	56 Carter (5LB)	97 Addison	54 Thompson	59 Kuechly	53 Burns	24 Bradberry	26 Jackson	25 Reid	33 Boston
09-22 at Arizona	W	93 McCoy	92 Butler	47 Cockrell (5DB)	97 Addison	54 Thompson	59 Kuechly	53 Burns	24 Bradberry	26 Jackson	25 Reid	33 Boston
09-29 at Houston	W	93 McCoy (DT)	95 Poe	56 Carter (3LB)	97 Addison (DE)	54 Thompson	59 Kuechly	53 Burns (DE)	24 Bradberry	47 Cockrell	25 Reid	33 Boston
10-06 JACKSONVILLE	W	93 McCoy	95 Poe	23 Elliott (5DB)	97 Addison	54 Thompson	59 Kuechly	55 Irvin	24 Bradberry	47 Cockrell	25 Reid	33 Boston
10-13 at Tampa Bay (London)	W	93 McCoy	95 Poe	92 Butler	97 Addison	54 Thompson	59 Kuechly	55 Irvin	24 Bradberry	47 Cockrell	25 Reid	33 Boston
10-27 at San Francisco	L	93 McCoy (DT)	95 Poe	55 Irvin (DE)	97 Addison (DE)	54 Thompson	59 Kuechly	56 Carter	24 Bradberry	47 Cockrell	25 Reid	33 Boston
11-03 TENNESSEE	W	93 McCoy	95 Poe	92 Butler	53 Burns	54 Thompson	59 Kuechly	55 Irvin	24 Bradberry	26 Jackson	25 Reid	33 Boston
11-10 at Green Bay	L	93 McCoy	95 Poe	92 Butler	97 Addison	54 Thompson	59 Kuechly	55 Irvin	47 Cockrell	26 Jackson	25 Reid	33 Boston
11-17 ATLANTA	L	93 McCoy	95 Poe	92 Butler	97 Addison	54 Thompson	59 Kuechly	55 Irvin	24 Bradberry	26 Jackson	25 Reid	33 Boston
11-24 at New Orleans	L	93 McCoy	95 Poe	92 Butler	97 Addison	54 Thompson	59 Kuechly	55 Irvin	24 Bradberry	26 Jackson	25 Reid	33 Boston
12-01 WASHINGTON	L	93 McCoy	92 Butler	55 Irvin (DE)	97 Addison (DE)	54 Thompson	59 Kuechly	47 Cockrell (5DB)	24 Bradberry	26 Jackson	25 Reid	33 Boston
12-08 at Atlanta	L	93 McCoy	92 Butler	55 Irvin (DE)	97 Addison (DE)	54 Thompson	59 Kuechly	47 Cockrell (5DB)	24 Bradberry	26 Jackson	25 Reid	33 Boston
12-15 SEATTLE	L	93 McCoy	92 Butler	55 Irvin (DE)	97 Addison (DE)	54 Thompson	59 Kuechly	47 Cockrell (5DB)	24 Bradberry	26 Jackson	25 Reid	33 Boston
12-21 at Indianapolis	L	93 McCoy	92 Butler	55 Irvin (DE)	97 Addison (DE)	56 Carter Jr.	59 Kuechly	23 Elliott (5DB)	24 Bradberry	47 Cockrell	25 Reid	33 Boston
12-31 NEW ORLEANS												

INA = Inactive
GP = Games Played
GS = Games Started
DNP = Did Not Play
IR = Injured Reserve

ps = Practice Squad
psi = Practice Squad Injured
PUP = physically unable to perform
EXE = roster exemption
SUS = suspended

Carolina Panthers - Participation Chart - PAGE 1

	LOS ANGELES RAM	TAMPA BAY	Arizona	Houston	JACKSONVILLE	Tampa Bay	San Francisco	TENNESSEE	Green Bay	ATLANTA	New Orleans	WASHINGTON	Atlanta	SEATTLE	Indianapolis	NEW ORLEANS	Totals GP/GS/DNP/INA
Addison, Mario	OLB	OLB	OLB	DE	OLB	OLB	DE	INA	OLB	OLB	OLB	DE	DE	DE	DE		14/14/0/1
Allen, Kyle	DNP	DNP	QB	QB	QB	QB	QB	QB	QB	QB	QB	QB	QB	QB	DNP		12/12/3/0
Amichia, Kofi	IR	IR	IR														0/0/0/0
Armah, Alex	P	P	P	P	P	P	P	P	FB	P	P	P	P	P	P		15/1/0/0
Baugh, Marcus	IR	IR	IR	IR	IR	IR	IR	IR	IR	IR	IR	IR	IR	IR	IR		0/0/0/0
Bonnafon, Reggie	P	P	P	P	P	P	P	P	P	P	P	P	P	P	P		15/0/0/0
Boston, Tre	FS	FS	FS	FS	FS	FS	FS	FS	FS	FS	FS	FS	FS	FS	FS		15/15/0/0
Blanding, Quin	ps	ps	ps	ps	ps	ps	ps	ps	ps	ps	ps	ps	ps	ps	ps		0/0/0/0
Bradberry, James	CB	CB	CB	CB	CB	CB	CB	CB	INA	CB	CB	CB	CB	CB	CB		14/14/0/1
Burns, Brian	OLB	OLB	OLB	DE	P	P	P	OLB	P	P	P	P	P	P	P		15/5/0/0
Butler, Vernon	INA	INA	DT	P	P	DE	P	DE	DE	DE	DE	DT	DT	DT	DT		13/10/0/2
Carter Jr, Jermaine	LB	LB	P	LB	P	P	LB	P	P	P	P	P	P	P	LB		15/5/0/0
Cockrell, Ross	P	P	CB	CB	CB	CB	CB	P	CB	INA	INA	CB	CB	CB	CB		13/10/0/2
Cook, Rishard	ps	ps	ps														0/0/0/0
Cox Jr., Bryan	ps	ps	ps	ps	INA	INA	INA	P									1/0/0/3
Daley, Dennis	P	P	INA	P	LT	LT	P	LT	LT	INA	P	LT	LT	LT	LT		13/8/0/2
Davis, Mike										INA	INA	P	P	P	P		4/0/0/2
Dortch, Greg								P	INA	ps	ps	ps	P				2/0/0/1
Elder, Corn										P	INA	INA	INA	INA	INA		1/0/0/5
Elliott, Javien	P	P	P	P	CB	P	P	P	P	P	P	P	P	P	CB		15/2/0/0
Gano, Graham	IR	IR	IR	IR	IR	IR	IR	IR	IR	IR	IR	IR	IR	IR	IR		0/0/0/0
Gaulden, Rashaan	P	INA	INA	P	P	P	P	P	P	P	P						9/0/0/2
Gordon, Dillon	IR	IR	IR	IR	IR	IR	IR	IR	IR	IR	IR	IR	IR	IR	IR		0/0/0/0
Green, TJ															INA		0/0/0/1
Greene, Brandon	INA	INA	INA	IR	IR	IR	IR	IR	IR	IR	IR	IR	IR	IR	IR		0/0/0/3
Grier, Will	INA	INA	DNP	DNP	DNP	DNP	DNP	DNP	DNP	DNP	DNP	DNP	DNP	DNP	QB		1/1/12/2
Hatfield, Dominique															ps		0/0/0/0
Haynes, Marquis	P	P	P	P	P	P	P	P	P	P	INA	INA	P	INA	INA		11/0/0/4
Hemingway, Temarrick	ps	ps	ps	ps	ps	ps	ps	ps	ps	ps	ps	ps	ps	ps	ps		0/0/0/0
Hogan, Chris	P	P	P	P	IR	IR	IR	IR	IR	IR	IR	IR	IR	P	P		6/0/0/0
Holyfield, Elijah	ps	ps	ps	ps	ps	ps	ps	ps	ps	ps	ps	ps	ps	ps	ps		0/0/0/0
Horton, Wes									P	P	INA	INA	P	P	P		5/0/0/2
Irvin, Bruce	INA	INA	INA	P	OLB	OLB	DE	OLB	OLB	OLB	OLB	DE	DE	DE	DE		12/11/0/3
Jackson, Bijhon	ps	ps	ps	ps	ps	ps	psi	psi	psi	psi	psi	psi	psi	psi	psi		0/0/0/0
Jackson, Donte	CB	CB	CB	INA	INA	INA	P	CB	CB	CB	CB	CB	CB	CB	P		12/10/0/3
Jamerson, Natrell	P	P	P	P	P	IR	IR	IR	IR	IR	IR	IR	IR	IR	IR		5/0/0/1
Jansen, JJ	P	P	P	P	P	P	P	P	P	P	P	P	P	P	P		15/0/0/0
Jones, Colin	P	P	P	P	P	P	P	P	P	P	P	P	P	P	P		15/0/0/0
Joseph, Greg												ps	ps	ps			0/0/0/0
Kaskey, Matt				ps	ps	ps	ps	ps	ps				ps	ps	INA		0/0/0/1
Kuechly, Luke	LB	LB	LB	LB	LB	LB	LB	LB	LB	LB	LB	LB	LB	LB	LB		15/15/0/0
Kunaszyk, Jordan	INA	P	P	INA	P	P	P	INA	INA	INA	INA	INA	P	P	P		8/0/0/7
Larsen, Tyler	P	P	P	P	P	P	P	P	P	P	P	P	P	P	P		15/0/0/0
Little, Greg	INA	INA	P	LT	INA	INA	INA	INA	INA	LT	LT	INA	INA	IR	IR		4/3/0/9
Love, Kyle	P	P	P	P	P	P	P	P	P	INA	P	P	P	P	P		13/0/0/2
Luke, Cole	ps	ps	ps	ps	ps	ps	ps	ps	P	P	P	P	P	P	P		7/0/0/0
Lundblade, Brad	ps	ps	ps	ps	ps	ps	ps	ps	ps	ps	ps	P					1/0/0/0
Manhertz, Chris	TE	TE	P	TE	INA	INA	P	TE	TE	P	P	P	P	P	P		13/5/0/2
Marz, Tyler															ps		0/0/0/0
McCaffrey, Christian	RB	RB	RB	RB	RB	RB	RB	RB	RB	RB	RB	RB	RB	RB	RB		15/15/0/0
McCloud, Ray-Ray	P	P	P	P	P	P											6/0/0/0
McCoy, Gerald	DE	DE	DE	DT	DE	DE	DT	DE	DE	DE	DE	DT	DT	DT	DT		15/15/0/0
McGee, Stacy												P	INA	P	P		3/0/0/1

INA = Inactive
GP = Games Played
GS = Games Started
DNP = Did Not Play
IR = Injured Reserve

ps = Practice Squad
psi = Practice Squad Injured
PUP = physically unable to perform
EXE = roster exemption
SUS = suspended

Carolina Panthers - Participation Chart - PAGE 2

	LOS ANGELES RAI	TAMPA BAY	Arizona	Houston	JACKSONVILLE	Tampa Bay	San Francisco	TENNESSEE	Green Bay	ATLANTA	New Orleans	WASHINGTON	Atlanta	SEATTLE	Indianapolis	NEW ORLEANS	Totals GP/GS/DNP/INA
McGhin, Garrett										ps	ps	P	P	INA	IR		2/0/0/1
Miller, Christian	P	P	P	P	P	INA	INA	INA	INA	INA	P	P	INA	INA	INA		7/0/0/8
Moncrief, Donte									DNP	P	P	P					3/0/1/0
Monteiro, Aaron										ps	ps	ps	ps	ps	ps		0/0/0/0
Moore, DJ	WR	WR	WR	WR	WR	WR	WR	WR	WR	WR	WR	WR	WR	WR	WR		15/15/0/0
Moton, Taylor	RT	RT	RT	RT	RT	RT	LT	RT	RT	RT	RT	RT	RT	RT	RT		15/15/0/0
Newton, Cam	QB	QB	INA	INA	INA	INA	INA	INA	IR	IR	IR	IR	IR	IR	IR		2/2/0/6
Obada, Efe	P	P	P	P	P	P	P	P	P	P	P	P	P	P	P		15/0/0/0
O'Brien, Kitt	IR	IR	IR	IR	IR	IR	IR	IR	IR	IR	IR	IR	IR	IR	IR		0/0/0/0
Olsen, Greg	TE	TE	TE	TE	TE	TE	TE	TE	TE	TE	TE	TE	INA	INA	TE		13/13/0/2
Palardy, Michael	P	P	P	P	P	P	P	P	P	P	P	P	P	P	P		15/0/0/0
Paradis, Matt	C	C	C	C	C	C	C	C	C	C	C	C	C	C	C		15/15/0/0
Parms, Damian	IR	IR	IR	IR	IR	IR	IR	IR	IR	IR	IR	IR	IR	IR	IR		0/0/0/0
Poe, Dontari	P	P	P	DT	DT	DT	DT	DT	DT	DT	DT	IR	IR	IR	IR		11/8/0/0
Reed, Chris													INA	P	P		2/0/0/1
Reid, Eric	SS	SS	SS	SS	SS	SS	SS	SS	SS	SS	SS	SS	SS	SS	SS		15/15/0/0
Samuel, Curtis	WR	WR	WR	WR	WR	WR	WR	WR	P	WR	WR	WR	WR	WR	WR		15/14/0/0
Scarlett, Jordan	P	DNP	DNP	P	P	P	P	P	P	P	P	IR	IR	IR	IR		9/0/2/0
Short, Kawann	DL	DL	INA	INA	IR	IR	IR	IR	IR	IR	IR	IR	IR	IR	IR		2/2/0/2
Slye, Joey	P	P	P	P	P	P	P	P	P	P	P	P	P	P	P		15/0/0/0
Smith, Andre	P	P	P	P	P	P	P	P	P	P	P	P	P	P	P		15/0/0/0
Teuhema, Sione	ps	ps	ps	ps	ps	ps	ps	ps	ps	ps	ps	ps	ps	ps	ps		0/0/0/0
Thomas, Ian	P	P	P	P	TE	P	P	P	P	P	P	P	TE	TE	P		15/3/0/0
Thompson, Shaq	LB	LB	LB	LB	LB	LB	LB	LB	LB	LB	LB	LB	LB	LB	INA		14/14/0/1
Turner, Trai	RG	RG	RG	INA	INA	INA	RG	RG	RG	RG	RG	RG	RG	RG	RG		12/12/0/3
Vaeao, Destiny	IR	IR															0/0/0/0
Van Roten, Greg	LG	LG	LG	LG	LG	LG	LG	LG	LG	LG	LG	IR	IR	IR	IR		11/11/0/0
White, DeAndrew	ps	ps	ps	ps	ps	ps	P	P	P	P	P	P	P	P	P		9/0/0/0
Williams, Daryl	LT	LT	LT	RG	RG	RG	RT	P	P	P	P	LG	LG	LG	LG		15/11/0/0
Wilson, Bobo														ps	ps		0/0/0/0
Wilson, Ramik														INA			0/0/0/1
Witzmann, Bryan				INA	P	P	P	INA	INA								3/0/0/2
Wright, Jarius	P	P	WR	P	P	WR	WR	P	P	WR	WR	WR	WR	WR	WR		15/9/0/0
Zylstra, Brandon	INA	INA	INA	INA	P	P	P	P	INA	INA	INA	INA	P	P	P		7/0/0/8

2019 SEASON SCORING PLAYS - CAROLINA PANTHERS

Date	Opponent	Scoring Play	Yards	Quarter	Conversion
9/8/19	LOS ANGELES RAMS	Slye Field Goal	46	2	
(L, 27-30)		McCaffrey TD run	8	3	Slye PAT
		Slye Field Goal	52	3	
		McCaffrey TD run	2	4	Slye PAT
		Armah TD run	1	4	Slye PAT
9/12/19	TAMPA BAY	Slye Field Goal	32	1	
(L, 14-20)		Slye Field Goal	37	2	
		Slye Field Goal	54	2	
		Slye Field Goal	51	3	
		Kuechly tackles Barber for safety	-	4	
9/22/19	at Arizona	Allen to Samuel	5	2	Slye PAT
(W, 38-20)		Allen to Moore	52	2	Slye PAT
		Allen to Olsen	3	3	Slye PAT
		McCaffrey TD run	76	3	Slye PAT
		Allen to Olsen	3	3	Slye PAT
		Slye Field Goal	36	4	
9/29/19	at Houston	Slye Field Goal	48	1	
(W, 16-10)		McCaffrey TD run	3	2	Slye PAT
		Slye Field Goal	55	4	
		Slye Field Goal	26	4	
10/6/19	vs. Jacksonville	McCaffrey TD run	5	1	Slye PAT
(W, 34-27)		Allen to McCaffrey	18	1	Slye PAT
		Burns Fumble Return for TD	56	2	Slye PAT
		McCaffrey TD run	84	3	Slye PAT
		Bonnafon TD run	59	4	Slye missed PAT
10/13/19	at Tampa Bay (London)	Slye Field Goal	49	1	
(W, 37-26)		McCaffrey TD run	1	1	Slye PAT
		Allen to McCaffrey	25	2	Slye PAT
		Slye Field Goal	46	3	
		Samuel TD run	8	3	Slye PAT
		Allen to Samuel	13	4	Slye PAT
		Slye Field Goal	29	4	
10/27/19	at San Francisco	Slye Field Goal	41	1	
(L, 13-51)		Irvin tackles Garoppolo for safety	-	3	
		McCaffrey TD run	40	3	McCaffrey 2pt. conversion
11/3/19	TENNESSEE	Slye Field Goal	35	2	
(W, 30-20)		Allen to McCaffrey	7	2	Slye PAT
		Allen to Samuel	12	2	Slye PAT
		McCaffrey TD run	1	3	Slye PAT
		McCaffrey TD run	58	4	Slye Blocked PAT
11/10/19	at Green Bay	Allen to Samuel	2	1	Slye PAT
(L, 16-24)		Slye Field Goal	50	2	
		McCaffrey TD run	3	4	Failed 2pt. Conversion

CONTINUED - 2019 SEASON SCORING PLAYS - CAROLINA PANTHERS

11/17/19	ATLANTA	Slye Field Goal	31	4	
(L, 3-29)					
11/24/19	at New Orleans	Allen to Moore	51	1	Slye Missed PAT
(L, 31-34)		Slye Field Goal	41	2	
		Allen to McCaffrey	1	2	Failed 2pt. Conversion
		Slye Field Goal	52	3	
		McCaffrey TD run	4	3	Slye Missed PAT
		Allen to Moore	2	4	Slye PAT
12/1/19	WASHINGTON	Allen to Samuel	4	1	Slye PAT
(L, 21-29)		Allen to Moore	13	1	Slye PAT
		Allen TD run	17	4	Slye PAT
12/8/19	at Atlanta	Slye Field Goal	46	2	
(L, 20-40)		Allen to Thomas	1	2	Slye PAT
		Slye Field Goal	42	4	
		Allen TD run	1	4	Slye PAT
12/15/19	SEATTLE	McCaffrey TD run	1	2	Slye PAT
(L, 24-30)		Slye Field Goal	52	3	
		McCaffrey TD run	15	4	Slye PAT
		Samuel TD catch	5	4	Slye PAT
12/29/19	at Indianapolis	Slye Field Goal	27	2	
(L, 6-38)		Slye Field Goal	50	3	

2019 BIG PASS PLAYS (20+ yards)

Date	W/L	Opponent	Panthers Big Play	Yards	Opponent Big Play	Yards
9/8/19	L	LOS ANGELES RAMS	none		Goff to Cooks	24
					Goff to Woods	22
9/12/19	L	TAMPA BAY	Newton to Samuel	44	Winston to Evans	41
			Newton to Olsen	41	Winston to Godwin	24
			Newton to Olsen	33	Winston to Godwin	22
			Newton to Samuel	24	Winston to Godwin	22
					Winston to Godwin	20
9/22/19	W	at Arizona	Allen to Moore	52	Murray to Edmonds	23
			Allen to Wright	33	Murray to Fitzgerald	23
			Allen to Hogan	21	Murray to Kirk	23
			Allen to Olsen	20		
9/29/19	W	at Houston	Allen to Wright	27	none	
			Allen to McCaffrey	21		
10/6/19	W	JACKSONVILLE	Allen to Moore	52	Minshew to Chark	37
			Allen to McCaffrey	24	Minshew to O'Shaughnessy	35
					Minshew to Chark	31
					Minshew to Chark	31
					Minshew to Westbrook	30
					Minshew to Conley	26
					Minshew to Chark	20
10/13/19	W	at Tampa Bay (London)	Allen to Samuel	30	Winston to Brate	37
			Allen to McCaffrey	25	Winston to Howard	30
			Allen to Moore	23	Winston to Godwin	26
			Allen to Samuel	21	Winston to Godwin	22
					Winston to Ogunbowale	21
					Winston to Godwin	20
10/27/19	L	at San Francisco	Allen to McCaffrey	24	Garoppolo to Kittle	44
			Allen to Samuel	20	Garoppolo to Kittle	25
11/3/19	W	TENNESSEE	Allen to Samuel	32	Tannehill to Brown	35
			Allen to Moore	32	Tannehill to Humphries	25
			Allen to Olsen	23	Tannehill to Lewis	24
			Allen to Samuel	20	Tannehill to Brown	23
					Tannehill to Henry	23
11/10/19	L	at Green Bay	Allen to Moore	38	Rodgers to Graham	48
			Allen to Moore	24	Rodgers to Adams	38
			Allen to Wright	21	Rodgers to Adams	37
11/17/19	L	ATLANTA	Allen to Moore	31	Ryan to Jones	49
			Allen to Olsen	26	Ryan to Ridley	36
			Allen to McCaffrey	23	Ryan to Ridley	34
			Allen to McCaffrey	20	Ryan to Ridley	26
11/24/19	L	at New Orleans	Allen to Moore	52	Brees to Ginn	30
			Allen to Moore	51	Brees to Thomas	24
			Allen to McCaffrey	23	Brees to Cook	21
					Brees to Cook	20
					Brees to Cook	20
12/1/19	L	WASHINGTON	Allen to Samuel	33	Haskins to Harmon	26
			Allen to Olsen	23	Haskins to Sprinkle	23
			Allen to Moore	21	Haskins to Harmon	20
12/8/19	L	at Atlanta	Allen to Moore	39	Ryan to Zaccheaus	93
					Ryan to Jones	38
12/15/19	L	SEATTLE	Allen to Moore	22	Wilson to Gordon	58
			Allen to Moore	22	Wilson to Lockett	44
					Wilson to Lockett	20
12/22/19	L	at Indianapolis	Grier to Olsen	28	Brissett to Alie-Cox	21

2019 BIG RUN PLAYS (10+ yards)

Date	W/L	Opponent	Panthers Big Play	Yards	Opponent Big Play	Yards
9/8/19	L	LOS ANGELES RAMS	McCaffrey	17	Brown	17
			McCaffrey	13	Gurley	25
			McCaffrey	12	Brown	10
			McCaffrey	23	Woods	20
			McCaffrey	18	Gurley	17
					Gurley	15
9/12/19	L	TAMPA BAY	McCaffrey	10	Barber	16
					Barber	13
					Jones	12
9/22/19	W	at ARIZONA	Moore	12	Barber	12
			McCaffrey	76	Murray	12
					Johnson	15
					Murray	17
					Murray	13
					Murray	20
9/29/19	W	at HOUSTON	McCaffrey	11	Hyde	25
			McCaffrey	12	Johnson	40
			McCaffrey	13	Watson	10
					Coutee	10
					Hyde	10
10/6/19	W	JACKSONVILLE	McCaffrey	84	Fournette	48
			Bonnafon	59	Minshew	11
			Bonnafon	18		
			McCaffrey	18		
			Samuel	16		
			McCaffrey	16		
			McCaffrey	11		
			McCaffrey	10		
10/13/19	W	at Tampa Bay (London)	Moore	13	none	
			McCaffrey	10		
10/27/19	L	at San Francisco	McCaffrey	40	Coleman	48
			McCaffrey	37	Mostert	41
					Coleman	22
					Samuel	20
					Coleman	19
					Breida	17
					Breida	11
11/3/19	W	TENNESSEE	McCaffrey	58	Tannehill	25
			McCaffrey	11	Lewis	15
			Samuel	10	Henry	12
11/10/19	L	at Green Bay	McCaffrey	18	Jones	28
			McCaffrey	14	Williams	16
					Williams	10
11/17/19	L	ATLANTA	McCaffrey	18	Hill	11
11/24/19	L	at New Orleans	Samuel	13	Kamara	30
			Samuel	10	Murray	26
			Samuel	10	Murray	10
12/1/19	L	WASHINGTON	Allen	17	Guice	60
			McCaffrey	12	Guice	37
					Peterson	22
					Peterson	21
					Peterson	14

CONTINUED - 2019 BIG RUN PLAYS (10+ yards)

Date	W/L	Opponent	Panthers Big Play	Yards	Opponent Big Play	Yards
12/8/19	L	at Atlanta	Samuel	13	Hill	27
			McCaffrey	11	Freeman	10
					Hill	10
12/15/19	L	SEATTLE	McCaffrey	15	Carson	23
			McCaffrey	13	Carson	16
			Moore	10	Carson	15
			Allen	10	Carson	14
					Carson	10
12/22/19	L	at Indianapolis	McCaffrey	14	Wilkins	38
			Grier	11	Mack	30
			McCaffrey	10	Brissett	24
					Wilkins	13
					Brissett	12
					Mack	11
					Wilkins	10

2019 TAKEAWAYS

Date	W/L	Opponent	Turnover	Qtr	Returned To	Drive Result
9/8	L	LOS ANGELES RAMS	Goff intercepted by Bradberry	4	CAR 29	Punt
9/12	L	TAMPA BAY	none			
9/22	W	at Arizona	Murray intercepted by Jackson	4	ARZ 22	Touchdown
			Murray intercepted by Jackson	4	ARZ 22	Field Goal
9/29	W	at Houston	Watson intercepted by Cockrell	2	CAR 46	Touchdown
			Watson fumble	4	HST 33	Field Goal
10/6	W	JACKSONVILLE	Minshew fumble	1	JAX 24	Touchdown
			Minshew fumble	2	Endzone	Touchdown
			Minshew fumble	4	JAX 40	Punt
10/13	W	at Tampa Bay (London)	Winston intercepted by Bradberry	1	TB 29	Touchdown
			Winston intercepted by Elliott	2	TB 36	Touchdown
			Winston fumble	2	CAR 29	Punt
			Winston intercepted by Kuechly	3	TB 8	Touchdown
			Wilson fumble	4	TB 17	Field Goal
			Winston intercepted by Cockrell	4	TB 24	Missed FG
			Winston intercepted by Bradberry	4	Touchback	End of Game
10/27	L	at San Francisco	Garappolo intercepted by Kuechly	1	SF 41	Field Goal
11/3	W	TENNESSEE	Lewis fumble	2	CAR 42	Punt
			Tannehill intercepted by Jackson	2	TEN 31	Touchdown
			Tannehill intercepted by Boston	4	TEN 46	Missed FG
11/10	L	at Green Bay	none			
11/17	L	ATLANTA	none			
11/24	L	at New Orleans	Brees intercepted by Boston	4	50	Touchdown
12/1	L	WASHINGTON	none			
12/8	L	at Atlanta	none			
12/15	L	SEATTLE	Wilson intercepted by Boston	3	CAR 13	Interception
12/22	L	at Indianapolis	none			

2019 GIVEAWAYS

Date	W/L	Opponent	Turnover	Qtr	Returned To	Drive Result
9/8	L	LOS ANGELES RAMS	Moore fumble	1	LA 26	Punt
			Newton fumble	2	CAR 10	TD
			Newton intercepted by Littleton	4	CAR 17	Missed FG
9/12	L	TAMPA BAY	Newton fumble	3	CAR 45	Missed FG
9/22	W	at Arizona	Allen fumble	1	ARZ 26	Touchdown
9/29	W	at Houston	Allen fumble	1	HST 19	Punt
			Allen fumble	2	CAR 46	Interception
			Allen fumble	3	CAR 18	Touchdown
10/6	W	JACKSONVILLE	none			
10/13	W	at Tampa Bay (London)	McCloud fumble	2	CAR 37	Touchdown
10/27	L	at San Francisco	Allen intercepted by Moseley	2	CAR 27	Touchdown
			Allen intercepted by Sherman	3	CAR 10	Touchdown
			Allen intercepted by Bosa	4	CAR 9	Field Goal
11/3	W	TENNESSEE	Allen intercepted by Landry	1	TEN 26	Punt
11/10	L	at Green Bay	Allen fumble	2	GB 48	Touchdown
11/17	L	ATLANTA	Allen intercepted by Campbell	1	CAR 30	Missed FG
			Allen intercepted by Trufant	2	Touchback	Field Goal
			Allen intercepted by Allen	2	ATL 21	End of Half
			Allen intercepted Kazee	4	ATL 14	Punt
11/24	L	at New Orleans	Muffed punt	1	CAR 27	Touchdown
12/1	L	WASHINGTON	Allen intercepted by Moreau	2	CAR 1	Touchdown
			Allen fumble	4	WAS 16	End of Game
12/8	L	at Atlanta	Allen intercepted by Kazee	2	ATL 49	Punt
			Allen fumble	3	CAR 46	Touchdown
			Dortch Fumble	3	CAR 16	Field Goal
			Allen intercepted by Kazee	4	CAR 49	End of Game
12/15	L	SEATTLE	Allen intercepted by Wagner	2	SEA 26	End of Half
			Allen intercepted by Wright	3	50	Interception
			Allen intercepted by Wright	3	CAR 21	Field Goal
12/22	L	at Indianapolis	Grier intercepted by Walker	2	IND 35	Downs
			Grier intercepted by Desir	4	IND 24	Touchdown
			Grier intercepted by Desir	4	IND 7	End of Game

TURNOVER SUMMARY

Date	Opponent	CAR +/- Ratio	CAR takeaways	Points off takeaways	CAR giveaways	Points off giveaways	Points off TO Ratio
9/8	LOS ANGELES RAMS	-2	1 (1 FUM)	0	3 (1 INT, 2 FUM)	7	-7
9/12	TAMPA BAY	-1	0	0	1 (1 FUM)	0	0
9/22	at Arizona	+1	2 (2 INT)	10	1 (1 FUM)	7	+3
9/29	at Houston	-1	2 (1 FUM, 1 INT)	10	3 (3 FUM)	7	+3
10/6	JACKSONVILLE	+3	3 (3 FUM)	14	0	0	+14
10/13	at Tampa Bay (London)	+6	7 (5 INT, 2 FUM)	20	1 (1 FUM)	7	+13
10/27	at San Francisco	-2	1 (1 INT)	3	3 (3 INT)	17	-14
11/3	TENNESSEE	+2	3 (2 INT, 1 FUM)	7	1 (1 INT)	0	+7
11/10	at Green Bay	-2	0	0	2 (1 INT, 1 FUM)	10	-10
11/17	ATLANTA	-4	0	0	4 (4 INT)	3	-3
11/24	at New Orleans	+1	1 (1 INT)	7	1 (1 FUM)	7	0
12/1	WASHINGTON	-2	0	0	2 (1 INT, 1 FUM)	6	-6
12/8	at Atlanta	-4	0	0	4 (2 INT, 2 FUM)	13	-13
12/15	SEATTLE	-2	1 (1 INT)	0	3 (3 INT)	3	-3
12/22	at Indianapolis	-3	0	0	3 (3 INT)	7	-7

Carolina Giveaways	**32**	Opponents Points	**94**	11 TD	6 FG	10 XP	0 2PT
Carolina Takeaways	**21**	Panthers Points	**71**	8 TD	5 FG	8 XP	0 2PT
Turnover Differential	**-11**	**Net Points**	**-23**				

2019 INSIDE THE 20 PRODUCTION - PANTHERS

Date/Opponent	Poss	TD	PAT	2PT	FG	Miss FG	INT	Fumble	Downs	Half	Game	Points	TD %	Score %	Pts/Poss
9/8 LOS ANGELES RAMS	3	3	3	0	0	0	0	0	0	0	0	21	100.0	100.0	7.0
9/12 TAMPA BAY	3	0	0	0	2	0	0	0	1	0	0	6	0.0	67.0	2.0
9/22 at Arizona	5	3	3	0	0	0	0	1	0	0	0	21	60.0	60.0	4.7
9/29 at Houston	2	1	1	0	1	0	0	0	0	0	0	10	50.0	100.0	5.0
10/6 JACKSONVILLE	3	2	2	0	1	0	0	0	1	0	0	17	67.0	67.0	4.7
10/13 at Tampa Bay	4	3	3	0	1	0	0	0	0	0	0	24	75.0	100.0	6.0
10/27 at San Francisco	0	0	0	0	0	0	0	0	0	0	0	0	-	-	-
11/3 TENNESSEE	4	3	3	0	1	0	0	0	0	0	0	24	75.0	100.0	6.0
11/10 at Green Bay	4	2	1	0	0	0	1	0	0	0	1	13	50.0	50.0	3.3
11/17 ATLANTA	2	0	0	0	1	0	1	0	0	0	0	3	0.0	50.0	1.5
11/24 at New Orleans	4	3	1	0	0	1	0	0	0	0	0	19	75.0	75.0	4.8
12/1 WASHINGTON	4	3	3	0	0	0	0	1	0	0	0	21	75.0	75.0	5.3
12/8 at Atlanta	3	2	2	0	1	0	0	0	0	0	0	17	67.0	100.0	5.7
12/15 SEATTLE	3	3	3	0	0	0	0	0	0	0	0	21	100.0	100.0	7.0
12/22 at Indianapolis	3	0	0	0	1	0	0	0	2	0	0	3	0.0	33.3	1.0
Totals	**47**	**28**	**25**	**0**	**9**	**1**	**2**	**2**	**4**	**0**	**1**	**217**	**59.6**	**8.7**	**4.6**

2019 INSIDE THE 20 PRODUCTION - OPPONENTS

Date/Opponent	Poss	TD	PAT	2PT	FG	Miss FG	INT	Fumble	Downs	Half	Game	Points	TD %	Score %	Pts/Poss
9/8 LOS ANGELES	4	3	3	0	1	0	0	0	0	0	0	24	75.0	100.0	6.0
9/12 TAMPA BAY	2	1	1	0	1	0	0	0	0	0	0	10	50.0	100.0	5.0
9/22 at Arizona	3	2	2	0	1	0	0	0	0	0	0	14	67.0	100.0	4.7
9/29 at Houston	3	1	1	0	1	0	1	0	0	0	0	10	33.3	67.0	3.3
10/6 JACKSONVILLE	3	2	2	0	1	0	0	0	0	0	0	17	67.0	100.0	5.7
10/13 at Tampa Bay	4	3	3	0	0	0	1	0	0	0	0	17	75.0	75.0	4.5
10/27 at San Francisco	5	4	4	0	1	0	0	0	0	0	0	31	80.0	100.0	5.6
11/3 TENNESSEE	2	2	1	0	0	0	0	0	0	0	0	13	100.0	100.0	6.5
11/10 at Green Bay	4	3	3	0	0	0	0	0	0	1	0	21	75.0	75.0	5.3
11/17 ATLANTA	5	2	0	0	2	1	0	0	0	0	0	19	40.0	80.0	3.8
11/24 at New Orleans	4	2	2	0	2	0	0	0	0	0	0	20	50.0	100.0	5.0
12/1 WASHINGTON	6	3	2	0	2	0	0	0	0	1	0	26	50.0	83.0	4.3
12/8 at Atlanta	6	3	3	0	3	0	0	0	0	0	0	30	50.0	100.0	5.0
12/15 SEATTLE	5	4	3	0	1	0	0	0	0	0	0	30	80.0	100.0	6.0
12/22 at New Orleans	5	3	3	0	1	0	0	0	1	0	0	24	60.0	80.0	4.8
Totals	**61**	**38**	**33**	**0**	**17**	**1**	**2**	**0**	**1**	**2**	**0**	**306**	**62.3**	**90.2**	**5.0**

2019 BALL POSSESSION AND DRIVE CHART

Los Angeles Rams at Carolina Panthers (9/8/19)

CAROLINA (26:44) AVERAGE - CAR 34

NO	BEGIN	POSS	PLAYS	YDS	PEN	NET	LAST	RESULT
1	CAR 25	3:26	6	45	0	45	LAR 41	Fumble
2	CAR 35	2:11	3	8	0	8	CAR 43	Punt
3	CAR 25	3:56	9	45	-5	40	LAR 35	Missed FG
4	CAR 25	0:36	1	-5	-10	-15	CAR 15	Fumble
5	CAR 32	3:12	4	12	-5	7	CAR 39	Punt
6	CAR 27	1:18	3	6	0	6	CAR 33	Punt
7	CAR 25	1:02	8	47	0	47	LAR 28	FIELD GOAL
8	CAR 40	3:25	8	60	0	60	LAR 8	Touchdown
9	CAR 30	2:40	8	36	0	36	LAR 34	FIELD GOAL
10	LAR 5	0:28	2	5	0	5	LAR 2	Touchdown
11	CAR 29	1:31	3	4	0	4	CAR 33	Punt
12	CAR 25	0:51	3	11	0	11	CAR 36	Interception
13	CAR 31	2:08	9	69	0	69	LAR 1	TOUCHDOWN

LOS ANGELES RAMS (33:16) AVERAGE - LAR 37

BEGIN	POSS	PLAYS	YDS	PEN	NET	LAST	RESULT
LAR 33	3:52	8	25	0	25	CAR 42	Punt
LAR 20	0:54	3	0	0	0	LAR 20	Punt
LAR 43	1:58	7	26	0	26	CAR 31	FIELD GOAL
CAR 10	0:23	7	10	0	10	CAR 5	TOUCHDOWN
LAR 3	3:18	6	18	0	18	LAR 21	Punt
LAR 29	3:54	9	33	0	33	CAR 38	FIELD GOAL
LAR 25	3:07	7	76	-10	66	CAR 9	FIELD GOAL
LAR 25	5:37	13	54	21	75	CAR 1	Touchdown
LAR 25	1:3	3	3	-5	-2	LAR 23	Blocked Punt
LAR 25	1:08	3	26	0	26	CAR 49	Interception
LAR 43	3:54	7	57	0	57	CAR 5	TOUCHDOWN
CAR 32	1:40	4	9	0	9	CAR 23	Missed FG
50	1:58	4	9	0	9	CAR 40	End of Game

Tampa Bay Buccaneers at Carolina Panthers (9/12/19)

CAROLINA (26:07) AVERAGE - CAR 28

NO	BEGIN	POSS	PLAYS	YDS	PEN	NET	LAST	RESULT
1	CAR 10	4:30	9	43	0	43	TB 47	Downs
2	CAR 25	2:44	8	61	0	61	TB 14	FIELD GOAL
3	CAR 22	3:08	6	14	-11	3	CAR 25	Punt
4	TB 42	1:29	5	23	0	23	TB 19	FIELD GOAL
5	CAR 7	1:47	4	13	0	13	CAR 20	Punt
6	CAR 25	1:20	9	39	0	39	TB 36	FIELD GOAL
7	CAR 25	1:38	4	25	0	25	50	Punt
8	CAR 38	3:30	6	29	0	29	TB 33	FIELD GOAL
9	CAR 25	1:26	4	14	5	19	CAR 44	Fumble
10	CAR 32	1:23	4	26	-10	16	CAR 48	Punt
11	CAR 46	1:42	4	4	5	9	TB 45	Downs
12	CAR 21	0:26	3	0	0	0	CAR 21	Punt
13	CAR 25	1:04	10	52	21	73	TB 2	Downs

TAMPA BAY BUCCANEERS (33:53) AVERAGE - TB 26

BEGIN	POSS	PLAYS	YDS	PEN	NET	LAST	RESULT
TB 25	1:59	4	18	0	18	TB 43	Punt
TB 47	2:55	6	32	0	32	CAR 21	FIELD GOAL
TB 25	2:12	3	14	-5	9	TB 34	Punt
TB 22	2:37	3	6	-10	-4	TB 18	Punt
TB 25	2:52	5	29	-10	19	TB 44	Punt
TB 28	2:27	5	72	0	72	CAR 20	TOUCHDOWN
TB 8	2:01	3	1	-4	-3	TB 5	Punt
TB 25	3:31	7	60	15	75	CAR 16	TOUCHDOWN
CAR 45	2:54	7	21	0	21	CAR 24	Missed FG
TB 3	0:16	2	-2	-1	-3	TB 2	Safety
TB 46	2:15	3	-15	0	-15	TB 31	Punt
TB 33	6:32	11	53	0	53	CAR 14	FIELD GOAL
TB 2	1:22	3	0	0	0	TB 3	End of Game

Carolina Panthers at Arizona Cardinals (9/22/19)

CAROLINA (28:16) AVERAGE - CAR 36

NO	BEGIN	POSS	PLAYS	YDS	PEN	NET	LAST	RESULT
1	CAR 25	4:13	8	44	5	49	ARZ 15	Fumble
2	CAR 25	5:21	11	60	15	75	ARZ 5	TOUCHDOWN
3	CAR 11	3:05	5	28	0	28	CAR 39	Punt
4	CAR 25	0:47	3	75	0	75	ARZ 48	TOUCHDOWN
5	CAR 35	0:19	3	3	0	3	CAR 35	End of Half
6	CAR 25	3:36	7	75	0	75	ARZ 3	TOUCHDOWN
7	CAR 16	0:54	2	84	0	84	CAR 24	TOUCHDOWN
8	ARZ 22	2:42	6	19	3	22	ARZ 3	TOUCHDOWN
9	CAR 17	2:50	4	10	0	10	CAR 27	Punt
10	CAR 46	1:38	3	3	0	3	CAR 49	Punt
11	ARZ 22	0:18	4	9	-5	4	ARZ 18	FIELD GOAL
12	ARZ 47	2:33	4	3	5	8	ARZ 38	End of Game

ARIZONA CARDINALS (31:44) AVERAGE - ARZ 22

BEGIN	POSS	PLAYS	YDS	PEN	NET	LAST	RESULT
ARZ 26	6:17	14	74	0	74	ARZ 43	TOUCHDOWN
ARZ 25	3:30	7	24	0	24	CAR 21	Punt
ARZ 31	5:58	15	38	15	53	ARZ 34	FIELD GOAL
ARZ 25	0:30	3	5	0	5	ARZ 18	Punt
ARZ 25	3:40	9	70	5	75	ARZ 44	TOUCHDOWN
ARZ 21	4:57	12	49	0	49	CAR 20	FIELD GOAL
ARZ 25	0:39	2	1	0	1	ARZ 5	Interception
ARZ 25	2:21	5	5	0	5	CAR 16	Punt
ARZ 10	1:20	3	0	0	0	CAR 24	Punt
ARZ 9	0:38	2	0	-4	-4	ARZ 2	Interception
ARZ 25	1:54	3	-18	0	-18	ARZ 31	Punt

Carolina Panthers at Houston Texans (9/29/19)

CAROLINA (30:38) AVERAGE - CAR 30

NO	BEGIN	POSS	PLAYS	YDS	PEN	NET	LAST	RESULT
1	CAR 14	2:56	5	26	36	62	HST 24	Fumble
2	CAR 41	2:32	6	29	0	29	HST 30	FIELD GOAL
3	CAR 42	1:01	3	6	0	6	CAR 48	Punt
4	CAR 29	3:41	7	24	0	24	HST 34	Fumble
5	CAR 46	1:08	5	54	0	54	HST 3	TOUCHDOWN
6	CAR 10	0:35	4	21	0	21	CAR 31	Punt
7	CAR 21	1:55	4	-3	0	-3	CAR 34	Fumble
8	CAR 25	3:39	8	33	0	33	HST 42	Punt
9	CAR 21	3:50	9	37	5	42	HST 37	FIELD GOAL
10	CAR 13	5:44	10	40	0	40	HST 47	Punt
11	HST 33	3:37	7	30	-5	25	HST 8	FIELD GOAL
12								

HOUSTON TEXANS (29:22) AVERAGE - HST 30

BEGIN	POSS	PLAYS	YDS	PEN	NET	LAST	RESULT
HST 19	7:09	11	16	5	21	HST 40	Punt
HST 25	3:48	9	41	0	41	CAR 34	Missed FG
HST 15	4:35	10	76	-10	66	CAR 19	FIELD GOAL
CAR 46	2:02	4	28	0	28	CAR 18	Interception
HST 25	0:29	3	7	0	7	HST 32	Punt
HST 40	0:04	1	12	0	12	HST 40	End of Half
HST 25	2:38	5	19	0	19	HST 44	Punt
CAR 18	1:48	4	18	0	18	CAR 1	TOUCHDOWN
HST 10	1:20	3	5	-5	0	HST 10	Punt
HST 25	2:03	3	-4	-5	-9	HST 16	Punt
HST 10	2:58	6	18	5	23	HST 36	Fumble
HST 25	0:28	5	28	0	28	CAR 47	End of Game

Jacksonville Jaguars at Carolina Panthers (10/6/19)

CAROLINA (27:36) AVERAGE - CAR 29

NO	BEGIN	POSS	PLAYS	YDS	PEN	NET	LAST	RESULT
1	CAR 14	2:56	5	26	36	62	JAX 24	Fumble
2	CAR 41	2:32	6	29	0	29	JAX 30	FIELD GOAL
3	CAR 42	1:01	3	6	0	6	CAR 48	Punt
4	CAR 29	3:41	7	24	0	24	JAX 34	Fumble
5	CAR 46	1:08	5	54	0	54	JAX 3	TOUCHDOWN
6	CAR 10	0:35	4	21	0	21	CAR 31	Punt
7	CAR 21	1:55	4	-3	0	-3	CAR 34	Fumble
8	CAR 25	3:39	8	33	0	33	JAX 42	Punt
9	CAR 21	3:50	9	37	5	42	JAX 37	FIELD GOAL
10	CAR 13	5:44	10	40	0	40	JAX 47	Punt
11	JAX 33	3:37	7	30	-5	25	JAX 8	FIELD GOAL
12	JAX 33	3:37	7	30	-5	25	JAX 8	FIELD GOAL

JACKSONVILLE JAGUARS (32:24) AVERAGE - JAX 23

BEGIN	POSS	PLAYS	YDS	PEN	NET	LAST	RESULT
JAX 19	7:09	11	16	5	21	JAX 40	Punt
JAX 25	3:48	9	41	0	41	CAR 34	Missed FG
JAX 15	4:35	10	76	-10	66	CAR 19	FIELD GOAL
CAR 46	2:02	4	28	0	28	CAR 18	Interception
JAX 25	0:29	3	7	0	7	JAX 32	Punt
JAX 40	0:04	1	12	0	12	JAX 40	End of Half
JAX 25	2:38	5	19	0	19	JAX 44	Punt
CAR 18	1:48	4	18	0	18	CAR 1	TOUCHDOWN
JAX 10	1:20	3	5	-5	0	JAX 10	Punt
JAX 25	2:03	3	-4	-5	-9	JAX 16	Punt
JAX 10	2:58	6	18	5	23	JAX 36	Fumble
JAX 25	0:28	5	28	0	28	CAR 47	End of Game

Carolina Panthers at Tampa Bay Buccaneers (10/13/19)

CAROLINA (31:10) AVERAGE - CAR 41

NO	BEGIN	POSS	PLAYS	YDS	PEN	NET	LAST	RESULT
1	TB 29	1:30	4	-2	0	-2	TB 31	FIELD GOAL
2	CAR 25	0:26	3	0	0	0	CAR 25	Punt
3	CAR 1	7:32	12	84	15	99	TB1	TOUCHDOWN
4	CAR 25	1:33	3	0	0	0	CAR 25	Punt
5	TB 36	1:39	4	36	0	36	TB 25	TOUCHDOWN
6	CAR 29	0:26	3	3	0	3	CAR 32	Punt
7	50	0:01	1	0	0	0	50	Missed FG
8	CAR 25	2:40	4	20	-10	10	CAR 35	Punt
9	CAR 33	1:58	5	39	0	39	TB 28	FIELD GOAL
10	TB 8	0:05	1	8	0	8	TB 8	TOUCHDOWN
11	CAR 25	5:32	10	75	0	75	TB 13	TOUCHDOWN
12	CAR 25	0:59	3	-4	0	-4	CAR 21	Punt
13	CAR 30	1:35	3	-4	0	4	CAR 34	Punt
14	TB 17	1:59	4	-4	10	6	TB 11	FIELD GOAL
15	CAR 25	1:48	3	9	0	9	CAR 34	Punt
16	TB 24	1:11	4	1	0	1	TB 23	Missed FG
17	CAR 20	0:16	1	-1	0	-1	CAR 20	End of Game

TAMPA BAY BUCCANEERS (28:50) AVERAGE - TB 27

BEGIN	POSS	PLAYS	YDS	PEN	NET	LAST	RESULT
TB 25	0:10	1	0	0	0	TB 25	Interception
TB 25	1:24	3	6	0	6	TB 31	Punt
TB 31	2:53	4	19	0	19	50	Punt
TB 25	2:03	3	3	0	3	TB 28	Punt
CAR 37	1:19	3	37	0	37	CAR 5	TOUCHDOWN
TB 15	1:59	4	14	0	14	TB 29	Interception
TB 25	6:25	12	46	0	46	CAR 21	Fumble
TB 21	0:40	4	15	-25	-10	TB 11	Punt
TB 15	2:01	3	9	0	9	TB 24	Punt
TB 25	0:11	1	0	0	0	TB 25	Interception
TB 25	2:38	7	49	-10	39	CAR 36	FIELD GOAL
TB 25	2:04	6	60	15	75	CAR 10	TOUCHDOWN
TB 27	0:22	3	0	0	0	TB 27	Punt
TB 25	3:09	11	75	0	75	CAR 3	TOUCHDOWN
TB 23	0:36	6	22	0	22	TB 45	Interception
TB 31	0:56	5	49	0	49	CAR 20	Interception

Carolina Panthers at San Francisco 49ers (10/27/19)

CAROLINA (26:59) AVERAGE - CAR 25

NO	BEGIN	POSS	PLAYS	YDS	PEN	NET	LAST	RESULT
1	CAR 23	2:11	3	0	0	0	CAR 23	Punt
2	SF 41	2:36	6	18	0	18	SF 23	FIELD GOAL
3	CAR 10	2:23	4	15	-5	10	CAR 20	Interception
4	SF 47	3:04	3	3	-15	-12	CAR 41	Punt
5	CAR 7	2:36	6	26	0	26	CAR 33	Punt
6	CAR 25	1:03	7	14	0	14	CAR 39	Punt
7	CAR 25	1:36	5	17	0	17	CAR 42	Punt
8	CAR 49	1:28	3	51	0	51	SF 40	TOUCHDOWN
9	CAR 18	1:19	4	4	-10	-6	CAR 12	Punt
10	CAR 2	1:56	5	9	0	9	CAR 11	Interception
11	CAR 25	0:29	2	37	0	37	SF 38	Interception
12	CAR 10	0:49	3	-1	0	-1	CAR 9	Punt
13	CAR 18	3:21	9	28	-5	23	SF 47	Downs
14	CAR 32	2:08	4	9	0	9	CAR 41	Downs
15								

SAN FRANCISCO (33:01) AVERAGE - SF 46

BEGIN	POSS	PLAYS	YDS	PEN	NET	LAST	RESULT
SF 25	5:46	11	75	0	75	CAR 4	TOUCHDOWN
SF 38	0:04	1	0	0	0	SF 38	Interception
SF 25	3:14	6	70	5	75	CAR 19	TOUCHDOWN
CAR 27	1:03	3	27	0	27	CAR 10	TOUCHDOWN
SF 33	3:15	7	23	-5	18	CAR 49	Punt
SF 37	1:55	4	58	5	63	CAR 48	TOUCHDOWN
SF 25	0:50	2	1	0	1	SF 27	End of Half
SF 2	0:41	2	-2	0	-2	SF 5	Safety
SF 25	4:00	8	75	0	75	CAR 20	TOUCHDOWN
CAR 45	2:10	3	-3	0	-3	CAR 48	Punt
CAR 10	1:21	3	5	5	10	CAR 1	TOUCHDOWN
CAR 9	2:08	4	7	0	7	CAR 2	FIELD GOAL
SF 47	2:18	3	2	0	2	SF 49	Punt
CAR 41	0:08	1	41	0	41	CAR 41	Touchdown
CAR 41	4:08	6	9	0	9	CAR 31	End of Game

Tennessee Titans at Carolina Panthers (11/3/19)

CAROLINA (33:17) AVERAGE - CAR 39

NO	BEGIN	POSS	PLAYS	YDS	PEN	NET	LAST	RESULT
1	CAR 25	2:58	6	14	0	14	CAR 39	Punt
2	CAR 33	2:52	6	28	5	33	TEN 34	Interception
3	CAR 32	5:21	11	51	0	51	TEN 17	FIELD GOAL
4	CAR 42	0:53	3	4	0	4	CAR 46	Punt
5	TEN 15	1:42	4	15	0	15	TEN 7	TOUCHDOWN
6	CAR 10	6:06	12	90	0	90	TEN 12	TOUCHDOWN
7	CAR 30	4:55	9	59	11	70	TEN 1	TOUCHDOWN
8	50	1:00	3	4	0	4	TEN 46	Punt
9	CAR 17	3:51	6	93	-10	83	CAR 42	TOUCHDOWN
10	TEN 46	2:32	5	15	0	15	TEN 31	Missed FG
11	TEN 43	0:20	3	-1	0	-1	TEN 44	Punt
12	CAR 34	0:47	2	-2	0	-2	CAR 33	End of Game

TENNESSEE (26:43) AVERAGE - TEN 22

BEGIN	POSS	PLAYS	YDS	PEN	NET	LAST	RESULT
TEN 24	2:21	4	9	42	51	CAR 25	Missed FG
TEN 26	3:00	3	35	-28	7	TEN 33	Punt
TEN 25	1:59	3	30	0	30	CAR 45	Fumble
TEN 17	0:47	2	1	0	1	TEN 18	Interception
TEN 25	1:03	3	2	0	2	TEN 27	Punt
TEN 25	0:58	8	37	0	37	CAR 38	Missed FG
TEN 33	4:49	8	72	-5	67	CAR 8	TOUCHDOWN
TEN 15	1:56	3	-5	0	-5	TEN 10	Punt
TEN 6	3:06	8	94	0	94	CAR 23	TOUCHDOWN
TEN 10	1:50	5	40	0	40	50	Interception
TEN 39	3:12	10	61	0	61	CAR 10	TOUCHDOWN
TEN 14	1:42	10	55	5	60	CAR 26	FIELD GOAL

Carolina Panthers at Green Bay Packers (11/10/19)

CAROLINA (28:38) AVERAGE - CAR 23

NO	BEGIN	POSS	PLAYS	YDS	PEN	NET	LAST	RESULT
1	CAR 35	3:16	6	23	0	23	GB 42	Punt
2	CAR 47	2:34	5	53	0	53	GB 2	TOUCHDOWN
3	CAR 25	3:40	8	43	0	43	GB 32	FIELD GOAL
4	CAR 45	0:41	2	7	0	7	GB 46	Fumble
5	CAR 28	4:13	6	24	0	24	GB 48	Punt
6	CAR 8	4:40	10	81	0	81	GB 11	Interception
7	CAR 18	4:23	10	82	0	82	GB 3	TOUCHDOWN
8	CAR 8	2:46	5	8	0	8	CAR 16	Punt
9	CAR 11	2:25	18	88	5	88	GB 2	End of Game

GREEN BAY (31:22) AVERAGE - GB 25

BEGIN	POSS	PLAYS	YDS	PEN	NET	LAST	RESULT
GB 10	1:52	3	12	-5	7	GB 17	Punt
GB 25	3:43	7	55	20	75	CAR 5	TOUCHDOWN
GB 25	1:34	3	8	-10	-2	GB 23	Punt
GB 48	3:20	6	52	0	52	CAR 1	TOUCHDOWN
GB 10	5:07	13	70	16	86	CAR 1	End of Half
GB 25	3:10	5	84	-9	75	CAR 13	TOUCHDOWN
GB 20	5:49	11	56	-5	51	CAR 29	FIELD GOAL
GB 25	2:41	5	26	0	26	CAR 49	Punt
GB 42	4:06	6	25	-10	15	CAR 43	Punt

Atlanta Falcons at Carolina Panthers (11/17/19)

CAROLINA (28:34) AVERAGE - CAR 23

NO	BEGIN	POSS	PLAYS	YDS	PEN	NET	LAST	RESULT
1	CAR 25	0:54	3	6	0	6	CAR 31	Interception
2	CAR 28	1:34	3	-6	0	-6	CAR 22	Punt
3	CAR 20	2:36	5	1	0	1	CAR 21	Punt
4	CAR 25	5:17	12	60	0	60	ATL 15	Interception
5	CAR 26	2:45	3	12	-18	-6	CAR 20	Punt
6	CAR 8	1:31	10	70	0	70	ATL 22	Interception
7	CAR 24	3:28	7	44	-15	29	ATL 35	Downs
8	CAR 25	1:44	4	18	-10	8	CAR 34	Downs
9	CAR 9	4:49	12	78	0	78	ATL 13	FIELD GOAL
10	CAR 25	2:20	9	69	-15	54	ATL 21	Interception
11	CAR 35	1:36	3	-5	0	-5	CAR 30	Punt

ATLANTA (31:26) AVERAGE - ATL 35

BEGIN	POSS	PLAYS	YDS	PEN	NET	LAST	RESULT
ATL 25	3:21	8	55	0	55	CAR 20	FIELD GOAL
CAR 30	4:11	7	15	-5	10	CAR 20	Missed FG
50	1:25	3	5	0	5	CAR 45	Punt
ATL 20	5:00	10	75	0	75	CAR 5	FIELD GOAL
ATL 29	1:23	7	75	-4	71	CAR 2	TOUCHDOWN
ATL 21	0:03	1	-1	0	-1	ATL 21	End of Half
ATL 47	4:52	10	53	0	53	CAR 6	TOUCHDOWN
CAR 33	2:07	3	-8	0	-8	CAR 41	Punt
ATL 25	5:59	12	74	-10	64	CAR 11	FIELD GOAL
ATL 14	2:54	3	7	0	7	ATL 21	Punt
ATL 21	0:11	1	-1	0	-1	ATL 21	End of Game

Carolina Panthers at New Orleans Saints (11/24/19)

CAROLINA (31:33) AVERAGE - CAR 31

NO	BEGIN	POSS	PLAYS	YDS	PEN	NET	LAST	RESULT
1	CAR 25	1:36	3	8	-5	3	CAR 28	Punt
2	CAR 25	2:04	4	75	0	75	CAR 49	TOUCHDOWN
3	CAR 25	5:25	10	47	5	52	NO 23	FIELD GOAL
4	CAR 32	6:30	17	53	15	68	NO 1	TOUCHDOWN
5	CAR 25	1:02	3	4	0	4	CAR 29	Punt
6	CAR 25	2:42	8	36	5	41	NO 34	FIELD GOAL
7	CAR 29	3:41	7	71	0	71	NO 4	TOUCHDOWN
8	CAR 20	0:42	3	0	0	0	CAR 20	Punt
9	50	3:03	6	21	29	50	NO 2	TOUCHDOWN
10	NO 43	4:48	11	36	-3	33	NO 10	Missed FG

NEW ORLEANS (28:27) AVERAGE - NO 31

BEGIN	POSS	PLAYS	YDS	PEN	NET	LAST	RESULT
NO 25	4:21	7	75	0	75	CAR 26	TOUCHDOWN
NO 23	2:21	3	14	-15	-1	NO 22	Punt
CAR 27	1:30	4	27	0	27	CAR 13	TOUCHDOWN
NO 25	4:34	9	52	0	52	CAR 23	FIELD GOAL
NO 25	1:39	3	9	-9	0	NO 25	Punt
NO 38	2:40	5	47	15	62	CAR 20	TOUCHDOWN
NO 25	3:27	6	75	0	75	CAR 3	TOUCHDOWN
NO 25	2:18	4	21	0	21	NO 46	Punt
NO 34	1:02	3	0	-5	-5	NO 29	Interception
NO 25	2:39	6	33	-15	18	NO 45	Downs
NO 20	1:56	11	65	0	65	CAR 15	FIELD GOAL

Washington Redskins at Carolina Panthers (12/1/19)

CAROLINA (30:37) AVERAGE - CAR 25

NO	BEGIN	POSS	PLAYS	YDS	PEN	NET	LAST	RESULT
1	CAR 25	4:21	8	60	15	75	WAS 4	TOUCHDOWN
2	CAR 45	3:09	6	55	0	55	WAS 13	TOUCHDOWN
3	CAR 11	3:18	7	19	-5	14	CAR 25	Punt
4	CAR 30	0:57	3	6	0	6	CAR 36	Punt
5	CAR 23	1:03	3	-4	0	-4	CAR 19	Punt
6	CAR 2	0:48	2	2	0	2	CAR 4	Interception
7	CAR 25	2:47	5	5	0	5	CAR 30	Punt
8	CAR 25	0:56	3	1	0	1	CAR 26	Punt
9	CAR 18	3:13	7	29	10	39	WAS 43	Punt
10	CAR 20	3:00	5	13	0	13	CAR 33	Punt
11	CAR 25	1:39	3	-6	0	-6	CAR 19	Punt
12	CAR 25	2:35	12	75	0	75	WAS 17	TOUCHDOWN
13	CAR 48	1:37	9	21	0	21	WAS 3	Fumble

WASHINGTON (29:23) AVERAGE - WAS 34

BEGIN	POSS	PLAYS	YDS	PEN	NET	LAST	RESULT
WAS 25	2:12	3	-11	0	-11	WAS 14	Punt
WAS 25	2:09	6	68	0	68	CAR 7	FIELD GOAL
WAS 35	3:35	9	41	0	41	CAR 24	FIELD GOAL
WAS 30	1:44	3	-5	0	-5	WAS 25	Punt
50	2:08	3	7	0	7	CAR 43	Punt
CAR 1	0:03	1	1	0	1	CAR 1	TOUCHDOWN
WAS 20	1:46	8	52	-3	49	CAR 31	End of Half
WAS 25	6:27	11	62	-5	57	CAR 18	FIELD GOAL
WAS 35	1:02	3	5	0	5	WAS 40	Punt
WAS 1	2:31	4	20	0	20	WAS 21	Punt
WAS 33	3:42	7	67	0	67	CAR 1	TOUCHDOWN
WAS 45	3:04	5	55	0	55	CAR 12	TOUCHDOWN
WAS 16	0:14	1	-1	0	-1	WAS 16	End of Game

Carolina Panthers at Atlanta Falcons (12/8/19)

CAROLINA (28:15) AVERAGE - CAR 22

NO	BEGIN	POSS	PLAYS	YDS	PEN	NET	LAST	RESULT
1	CAR 20	2:12	3	4	0	4	CAR 24	Punt
2	CAR 25	2:56	9	47	0	47	ATL 28	FIELD GOAL
3	CAR 10	3:37	7	16	0	16	CAR 26	Punt
4	CAR 25	1:43	4	22	0	22	CAR 47	Interception
5	CAR 13	1:02	9	87	0	87	ATL 1	TOUCHDOWN
6	CAR 25	1:17	3	21	0	21	ATL 43	Fumble
7	CAR 21	3:35	7	35	0	35	ATL 44	Punt
8		0:08	0	0	0	0		Fumble
9	CAR 20	2:08	5	11	0	11	CAR 31	Punt
10	CAR 30	1:43	3	-10	0	-10	CAR 20	Interception
11	CAR 25	3:46	7	27	24	51	ATL 24	FIELD GOAL
12	CAR 25	3:42	13	85	-10	75	ATL 1	TOUCHDOWN
13								

ATLANTA (31:45) AVERAGE - ATL 40

BEGIN	POSS	PLAYS	YDS	PEN	NET	LAST	RESULT
ATL 25	3:37	7	36	-5	31	CAR 44	Punt
ATL 26	6:24	13	-65	-10	55	CAR 19	FIELD GOAL
ATL 25	3:56	6	28	0	28	CAR 47	Punt
ATL 26	2:03	6	74	0	74	CAR 15	TOUCHDOWN
ATL 41	0:59	3	2	5	7	ATL 48	Punt
ATL 25	1:05	6	54	4	58	CAR 17	FIELD GOAL
CAR 46	2:35	5	41	5	46	CAR 13	TOUCHDOWN
ATL 5	1:03	3	95	0	95	ATL 7	TOUCHDOWN
CAR 16	1:27	4	5	0	5	CAR 1	FIELD GOAL
ATL 30	1:04	3	0	0	0	ATL 30	Punt
CAR 49	3:20	7	17	0	17	CAR 32	FIELD GOAL
CAR 42	2:46	6	42	0	42	CAR 3	TOUCHDOWN
CAR 32	1:26	2	2	0	2	CAR 29	End of Game

Seattle Seahawks at Carolina Panthers (12/15/19)

CAROLINA (28:42) AVERAGE - CAR 22

NO	BEGIN	POSS	PLAYS	YDS	PEN	NET	LAST	RESULT
1	CAR 25	0:44	3	7	0	7	CAR 32	Punt
2	CAR 25	6:39	12	75	0	75	SEA 1	TOUCHDOWN
3	CAR 25	1:31	3	-8	0	-8	CAR 17	Punt
4	CAR 8	4:20	7	37	0	37	CAR 45	Punt
5	CAR 40	1:10	6	28	0	28	SEA 32	Interception
6	CAR 25	3:25	9	41	0	41	SEA 34	FIELD GOAL
7	CAR 10	4:48	11	51	0	51	SEA 39	Interception
8	CAR 13	0:41	2	5	0	5	CAR 18	Interception
9	CAR 25	1:48	4	16	0	16	CAR 41	Punt
10	CAR 25	2:25	9	75	0	75	SEA 15	TOUCHDOWN
11	CAR 16	1:11	7	84	0	84	SEA 5	TOUCHDOWN
12								

SEATTLE (31:18) AVERAGE - SEA 31

BEGIN	POSS	PLAYS	YDS	PEN	NET	LAST	RESULT
SEA 25	4:34	8	75	0	75	CAR 16	TOUCHDOWN
SEA 26	4:20	8	85	-5	80	CAR 19	TOUCHDOWN
SEA 25	3:34	6	80	-5	75	CAR 19	TOUCHDOWN
SEA 26	2:27	5	17	0	17	CAR 49	Punt
SEA 41	0:19	3	-5	0	-5	SEA 5	Punt
SEA 25	0:22	2	-1	0	-1	SEA 30	End of Half
SEA 46	2:24	5	30	0	30	CAR 45	Punt
50	0:47	2	4	0	4	CAR 46	Interception
CAR 16	2:27	4	9	-5	9	CAR 12	FIELD GOAL
SEA 30	6:22	11	82	0	82	CAR 6	TOUCHDOWN
SEA 49	0:28	3	5	0	5	SEA 40	Punt
SEA 42	3:14	7	22	-20	22	SEA 48	End of Game

Carolina Panthers at Indianapolis Colts (12/22/19)

CAROLINA (32:21) AVERAGE - CAR 22

NO	BEGIN	POSS	PLAYS	YDS	PEN	NET	LAST	RESULT
1	CAR 25	1:13	3	1	0	1	CAR 26	Punt
2	CAR 25	1:47	3	3	0	3	CAR 28	Punt
3	CAR 25	6:06	12	66	-5	61	IND 5	Downs
4	CAR 30	5:12	12	61	0	61	IND 9	FIELD GOAL
5	CAR 25	2:02	4	2	0	2	CAR 27	Interception
6	CAR 4	0:39	1	4	0	4	CAR 4	End of Half
7	CAR 25	6:43	12	43	0	43	IND 32	FIELD GOAL
8	CAR 30	4:37	15	58	0	58	IND 12	Downs
9	CAR 4	1:52	4	14	0	14	CAR 18	Punt
10	CAR 25	0:32	2	8	0	8	CAR 33	Interception
11	CAR 25	1:38	5	26	0	26	IND 49	Interception

INDIANAPOLIS (27:39) AVERAGE - IND 26

BEGIN	POSS	PLAYS	YDS	PEN	NET	LAST	RESULT
CAR 36	4:19	8	31	5	36	CAR 1	TOUCHDOWN
IND 14	1:05	6	11	0	11	IND 25	Punt
IND 25	5:04	9	75	0	75	CAR 2	TOUCHDOWN
IND 35	2:33	9	56	5	61	CAR 3	Downs
IND 25	4:01	10	43	15	58	CAR 17	FIELD GOAL
IND 25	1:01	3	2	0	2	IND 27	Punt
IND 12	4:30	7	33	15	48	CAR 40	Punt
IND 24	3:34	8	75	1	76	CAR 1	TOUCHDOWN
IND 7	1:32	3	-2	0	-2	IND 6	End of Game

2019 REGULAR SEASON RECORDS WHEN...

OVERALL RECORD	**5-10**
HOME	**2-5**
AWAY	**3-5**
PANTHERS WIN COIN TOSS	**0-3**
PANTHERS LOSE COIN TOSS	**5-7**
SCORING FIRST	**4-2**
OPPONENT SCORES FIRST	**1-8**
LEADING AT HALFTIME	**5-1**
TIED AT HALFTIME	**0-0**
TRAILING AT HALFTIME	**0-9**
LEADING AFTER THREE QUARTERS	**4-0**
TIED AFTER THREE QUARTERS	**1-0**
TRAILING AFTER THREE QUARTERS	**0-10**
OVERTIME	**0-0**
SCORING ON FIRST POSSESSION	**2-1**
SCORING TOUCHDOWN ON FIRST POSSESSION	**1-1**
SCORING FIELD GOAL ON FIRST POSSESSION	**1-0**
SCORING 10 OR MORE POINTS	**4-8**
SCORING 20 OR MORE POINTS	**3-5**
SCORING 30 OR MORE POINTS	**4-1**
ALLOWING 10 OR FEWER POINTS	**1-0**
ALLOWING 20 OR FEWER POINTS	**3-1**
ALLOWING 21 OR MORE POINTS	**2-9**
OUTCOMES OF 7 POINTS OR LESS	**2-3**
OUTCOMES OF 3 POINTS OR LESS	**0-2**
RUSHING 20 OR MORE TIMES	**5-7**
RUSHING 30 OR MORE TIMES	**2-0**
RUSHING 40 OR MORE TIMES	**0-0**
TIME OF POSSESSION 30:00 OR MORE MINUTES	**3-2**
INDIVIDUAL PANTHERS 100-YARD RUSHER	**3-3**
INDIVIDUAL PANTHERS 100-YARD RECEIVER	**1-6**
INDIVIDUAL PANTHERS 300-YARD PASSER	**0-3**
PANTHERS OUT-GAIN OPPOSITION	**2-3**
PANTHERS OUT-RUSH OPPOSITION	**4-2**
PANTHERS OUT-PASS OPPOSITION	**2-4**
OPPONENT INDIVIDUAL 100-YARD RUSHER	**1-4**
OPPONENT INDIVIDUAL 100-YARD RECEIVER	**2-4**
OPPONENT INDIVIDUAL 300-YARD PASSER	**3-3**

ON GRASS	**3-7**
ON TURF	**2-3**
OUTDOORS	**3-7**
INDOORS	**2-3**
SEPTEMBER	**2-2**
OCTOBER	**2-1**
NOVEMBER	**1-3**
DECEMBER	**0-4**
AFC OPPONENTS	**3-1**
AFC SOUTH	**3-1**
NFC OPPONENTS	**2-8**
NFC SOUTH	**1-4**
NFC EAST	**0-1**
NFC WEST	**1-3**
NFC NORTH	**0-1**
WHITE JERSEYS	**3-5**
BLACK JERSEYS	**1-4**
BLUE JERSEYS	**1-1**
DAY	**5-9**
NIGHT	**0-1**
TURNOVERS POSITIVE	**4-1**
TURNOVERS EVEN	**0-0**
TURNOVERS NEGATIVE	**1-9**

ALL-TIME LEADERS

ALL-TIME CAREER SCORERS

	SCORING	YEARS	TD	TDr	TDp	TDrt	FG - ATT	PAT - ATT	2pt	S	PTS
1	Kasay, John	1995-2010	0	0	0	0	351 - 424	429 - 438	0	0	**1482**
2	**Gano, Graham**	**2012-2019**	**0**	**0**	**0**	**0**	**165 - 193**	**247 - 260**	**0**	**0**	**742**
3	Smith, Steve	2001-2013	75	2	67	6	0 - 0	0 - 0	2	0	**454**
4	**Newton, Cam**	**2011-2019**	**58**	**58**	**0**	**0**	**0 - 0**	**0 - 0**	**2**	**0**	**352**
5	Stewart, Jonathan	2008-2017	58	51	7	0	0 - 0	0 - 0	0	0	**348**
6	Williams, DeAngelo	2006-2014	53	46	7	0	0 - 0	0 - 0	2	0	**322**
7	Muhammad, Muhs.	1996-04; 08-09	50	0	50	0	0 - 0	0 - 0	2	0	**304**
8	Walls, Wesley	1996-2002	44	0	44	0	0 - 0	0 - 0	0	0	**264**
9	**Olsen, Greg**	**2011-2019**	**39**	**0**	**39**	**0**	**0 - 0**	**0 - 0**	**2**	**0**	**238**
10	**McCaffrey, Christian**	**2017-2019**	**36**	**21**	**15**	**0**	**0 - 0**	**0 - 0**	**1**	**0**	**218**
11	Funchess, Devin	2015-2018	21	0	21	0	0 - 0	0 - 0	1	0	**128**
12	Davis, Stephen	2003-2005	20	20	0	0	0 - 0	0 - 0	0	0	**120**
13	Ginn Jr., Ted	2013, 15-16	19	0	19	0	0 - 0	0 - 0	0	0	**114**
14	Tolbert, Mike	2012-2016	19	13	6	0	0 - 0	0 - 0	0	0	**114**
15	Mare, Olindo	2011	0	0	0	0	22 - 28	44 - 45	0	0	**110**
16	Benjamin, Kelvin	2014-2017	18	0	18	0	0 - 0	0 - 0	0	0	**108**
17	Biakabutuka, Tsh.	1996-2001	17	14	3	0	0 - 0	0 - 0	0	0	**102**
18	**Slye, Joey**	**2019**	**0**	**0**	**0**	**0**	**24 - 31**	**30 - 34**	**0**	**0**	**102**
19	Nedney, Joe	2000	0	0	0	0	26 - 28	20 - 20	0	0	**98**
20	**Samuel, Curtis**	**2017-2019**	**14**	**3**	**11**	**0**	**0 - 0**	**0 - 0**	**0**	**0**	**84**
21	Foster, DeShaun	2002-2007	14	10	4	0	0 - 0	0 - 0	0	0	**84**
22	Carrier, Mark	1995-1998	13	0	13	0	0 - 0	0 - 0	0	0	**78**
23	LaFell, Brandon	2010-2013	13	0	13	0	0 - 0	0 - 0	0	0	**78**
24	Lane, Fred	1997-1999	13	13	0	0	0 - 0	0 - 0	0	0	**78**
25	Jeffers, Patrick	1999-2001	12	0	12	0	0 - 0	0 - 0	0	0	**72**
26	Ismail, Raghib	1996-1998	11	1	10	0	0 - 0	0 - 0	0	0	**66**
27	Graham, Shayne	2002	0	0	0	0	13 - 18	21 - 21	0	0	**60**
28	Goings, Nick	2001-2008	9	6	3	0	0 - 0	0 - 0	1	0	**56**
29	Johnson, Anthony	1995-1999	9	7	2	0	0 - 0	0 - 0	1	0	**56**
30	Floyd, William	1998-2000	9	7	2	0	0 - 0	0 - 0	0	0	**54**
31	Green, Willie	1995-1996	9	0	9	0	0 - 0	0 - 0	0	0	**54**
32	Hoover, Brad	2000-2009	9	3	6	0	0 - 0	0 - 0	0	0	**54**
33	King, Jeff	2006-2010	9	0	9	0	0 - 0	0 - 0	0	0	**54**
34	Mangum, Kris	1997-2006	9	0	9	0	0 - 0	0 - 0	0	0	**54**
35	Brown, Corey	2014-2016	8	0	7	1	0 - 0	0 - 0	0	0	**48**
36	Carter, Drew	2004-2007	8	0	8	0	0 - 0	0 - 0	0	0	**48**

	SCORING	YEARS	TD	TDr	TDp	TDrt	FG - ATT	PAT - ATT	2pt	S	PTS
37	Proehl, Ricky	2003-2005	8	0	8	0	0 - 0	0 - 0	0	0	**48**
38	Cunningham, Richie	1999-2000	0	0	0	0	8 - 10	22 - 23	0	0	**46**
39	Colbert, Keary	2004-2007	7	0	7	0	0 - 0	0 - 0	1	0	**44**
40	Medlock, Justin	2012	0	0	0	0	7 - 10	23 - 23	0	0	**44**
41	Hayes, Donald	1998-2001	7	0	7	0	0 - 0	0 - 0	0	0	**42**
42	Smith, Lamar	2002	7	7	0	0	0 - 0	0 - 0	0	0	**42**
43	Dickson, Ed	2014-2017	6	0	5	1	0 - 0	0 - 0	0	0	**36**
44	**Moore, DJ**	**2018-2019**	**6**	**0**	**6**	**0**	**0 - 0**	**0 - 0**	**0**	**0**	**36**
45	Weinke, Chris	2001-2006	6	6	0	0	0 - 0	0 - 0	0	0	**36**
46	Artis-Payne, Cam.	2015-2018	5	5	0	0	0 - 0	0 - 0	0	0	**30**
47	Bates, Michael	1996-2000	5	0	0	5	0 - 0	0 - 0	0	0	**30**
48	Brown, Dee	2002	5	4	1	0	0 - 0	0 - 0	0	0	**30**
49	Delhomme, Jake	2003-2009	5	5	0	0	0 - 0	0 - 0	0	0	**30**
50	Johnson, Keyshawn	2006	5	1	4	0	0 - 0	0 - 0	0	0	**30**
51	Munnerlyn, Captain	2009-13; 17-18	5	0	0	5	0 - 0	0 - 0	0	0	**30**
52	Rosario, Dante	2007-2010	5	0	5	0	0 - 0	0 - 0	0	0	**30**
53	Collins, Kerry	1995-1998	4	4	0	0	0 - 0	0 - 0	2	0	**28**
54	Cotchery, Jerricho	2014-2015	4	0	4	0	0 - 0	0 - 0	1	0	**26**
55	Byrd, Isaac	2000-2002	4	0	4	0	0 - 0	0 - 0	0	0	**24**
56	Carruth, Rae	1997-1999	4	0	4	0	0 - 0	0 - 0	0	0	**24**
57	Griffith, Howard	1995-1996	4	2	2	0	0 - 0	0 - 0	0	0	**24**
58	Minter, Mike	1997-2006	4	0	0	4	0 - 0	0 - 0	0	0	**24**
59	Moore, Derrick	1995	4	4	0	0	0 - 0	0 - 0	0	0	**24**
60	Shockey, Jeremy	2011	4	0	4	0	0 - 0	0 - 0	0	0	**24**
61	Whittaker, Fozzy	2014-2018	4	2	2	0	0 - 0	0 - 0	0	0	**24**
62	Catanzaro, Chand.	2018	0	0	0	0	5 - 5	7 - 8	0	0	**22**
63	Beuerlein, Steve	1996-2000	3	3	0	0	0 - 0	0 - 0	1	0	**20**
64	**Allen, Kyle**	**2018-2019**	**3**	**3**	**0**	**0**	**0 - 0**	**0 - 0**	**0**	**0**	**18**
65	**Armah, Alex**	**2017-2019**	**3**	**3**	**0**	**0**	**0 - 0**	**0 - 0**	**0**	**0**	**18**
66	Byrd, Damiere	2016-2018	3	0	2	1	0 - 0	0 - 0	0	0	**18**
67	Gamble, Chris	2004-2012	3	0	0	3	0 - 0	0 - 0	0	0	**18**
68	Gettis, David	2010-13	3	0	3	0	0 - 0	0 - 0	0	0	**18**
69	Goodson, Mike	2009-2011	3	3	0	0	0 - 0	0 - 0	0	0	**18**
70	Greene, Scott	1996-1997	3	1	2	0	0 - 0	0 - 0	0	0	**18**
71	Hetherington, Chris	1999-2001	3	2	1	0	0 - 0	0 - 0	0	0	**18**
72	Huntley, Richard	2001	3	2	1	0	0 - 0	0 - 0	0	0	**18**

ALL-TIME CAREER SCORERS

	SCORING	YEARS	TD	TDr	TDp	TDrt	FG - ATT	PAT - ATT	2pt	S	PTS
73	Metzelaars, Pete	1995	3	0	3	0	0 - 0	0 - 0	0	0	**18**
74	Peppers, Julius	2002-09; 17-18	3	0	0	3	0 - 0	0 - 0	0	0	**18**
75	**Thomas, Ian**	**2018-2019**	**3**	**0**	**3**	**0**	**0 - 0**	**0 - 0**	**0**	**0**	**18**
76	**Kuechly, Luke**	**2012-2019**	**2**	**0**	**0**	**2**	**0 - 0**	**0 - 0**	**0**	**1**	**14**
77	Seidman, Mike	2003-2006	2	0	2	0	0 - 0	0 - 0	1	0	**14**
78	Coleman, Kurt	2015-2017	2	0	0	2	0 - 0	0 - 0	0	0	**12**
79	Crawford, Casey	2000-2001	2	0	1	1	0 - 0	0 - 0	0	0	**12**
80	Davis, Eric	1996-2000	2	0	0	2	0 - 0	0 - 0	0	0	**12**
81	Evans, Doug	1998-2001	2	0	0	2	0 - 0	0 - 0	0	0	**12**
82	Fauria, Christian	2007	2	0	2	0	0 - 0	0 - 0	0	0	**12**
83	Gaines, Michael	2004-2006	2	2	0	0	0 - 0	0 - 0	0	0	**12**
84	Guliford, Eric	1995	2	0	1	1	0 - 0	0 - 0	0	0	**12**
85	Kinchen, Brian	1999-2000	2	0	2	0	0 - 0	0 - 0	0	0	**12**
86	Manning, Jr., Ricky	2003-2005	2	0	0	2	0 - 0	0 - 0	0	0	**12**
87	Marshall, Richard	2006-2010	2	0	0	2	0 - 0	0 - 0	0	0	**12**
88	Mills, Sam	1995-1997	2	0	0	2	0 - 0	0 - 0	0	0	**12**
89	Murphy, Louis	2012	2	0	1	1	0 - 0	0 - 0	0	0	**12**
90	Norman, Josh	2011-2015	2	0	0	2	0 - 0	0 - 0	0	0	**12**
91	Pilares, Kealoha	2011-2012	2	0	1	1	0 - 0	0 - 0	0	0	**12**
92	Smith, Torrey	2018	2	0	2	0	0 - 0	0 - 0	0	0	**12**
93	Wiggins, Jermaine	2002	2	0	2	0	0 - 0	0 - 0	0	0	**12**
94	Chandler, Jeff	2004	0	0	0	0	0 - 2	8 - 8	0	0	**8**
95	Christian, Bob	1995-1996	1	0	1	0	0 - 0	0 - 0	2	0	**8**
96	Davis, Thomas	2005-2018	0	0	0	1	0 - 0	0 - 0	0	1	**8**
97	Stone, Dwight	1995-1998	1	0	0	1	0 - 0	0 - 0	0	1	**8**
98	**Wright, Jarius**	**2018-2019**	**1**	**0**	**1**	**0**	**0 - 0**	**0 - 0**	**0**	**0**	**8**
99	Sauerbrun, Todd	2001-2004	0	0	0	0	1 - 1	4 - 4	0	0	**7**
100	Anderson, C.J.	2018	1	0	1	0	0 - 0	0 - 0	0	0	**6**
101	Anderson, Rashard	2000-2001	1	0	0	1	0 - 0	0 - 0	0	0	**6**
102	Avant, Jason	2014	1	0	1	0	0 - 0	0 - 0	0	0	**6**
103	Barnidge, Gary	2008-12	1	0	1	0	0 - 0	0 - 0	0	0	**6**
104	Beebe, Don	1995	1	0	1	0	0 - 0	0 - 0	0	0	**6**
105	Bennett, Brandon	2004	1	1	0	0	0 - 0	0 - 0	0	0	**6**
106	Bersin, Brenton	2014-2017	1	0	1	0	0 - 0	0 - 0	0	0	**6**
107	**Bonnafon, Reggie**	**2019**	**1**	**1**	**0**	**0**	**0 - 0**	**0 - 0**	**0**	**0**	**6**
108	**Boston, Tre**	**2014-2016**	**1**	**0**	**0**	**1**	**0 - 0**	**0 - 0**	**0**	**0**	**6**

	SCORING	YEARS	TD	TDr	TDp	TDrt	FG - ATT	PAT - ATT	2pt	S	PTS
109	Brockel, Richie	2011-2015	1	1	0	0	0 - 0	0 - 0	0	0	**6**
110	Broughton, Luther	1997-1998	1	0	1	0	0 - 0	0 - 0	0	0	**6**
111	**Burns, Brian**	**2019**	**1**	**1**	**0**	**0**	**0 - 0**	**0 - 0**	**0**	**0**	**6**
112	Clay, Kaelin	2017	1	0	0	1	0 - 0	0 - 0	0	0	**6**
113	Florence, Drayton	2013	1	0	0	1	0 - 0	0 - 0	0	0	**6**
114	Gardner, Rod	2005	1	0	1	0	0 - 0	0 - 0	0	0	**6**
115	Godfrey, Charles	2008-2014	1	0	0	1	0 - 0	0 - 0	0	0	**6**
116	Greene, Kevin	1996; 98-99	1	0	0	1	0 - 0	0 - 0	0	0	**6**
117	Harper, Roman	2014-2015	1	0	0	1	0 - 0	0 - 0	0	0	**6**
118	Hitchcock, Jimmy	2000-2001	1	0	0	1	0 - 0	0 - 0	0	0	**6**
119	Hixon, Domenik	2013	1	0	1	0	0 - 0	0 - 0	0	0	**6**
120	Jarrett, Dwayne	2007-2010	1	0	1	0	0 - 0	0 - 0	0	0	**6**
121	**Jones, Colin**	**2012-2019**	**1**	**0**	**0**	**1**	**0 - 0**	**0 - 0**	**0**	**0**	**6**
122	King, Shawn	1996-1998	1	0	0	1	0 - 0	0 - 0	0	0	**6**
123	Kragen, Greg	1995-1997	1	0	0	1	0 - 0	0 - 0	0	0	**6**
124	Lucas, Ken	2005-2008	1	0	0	1	0 - 0	0 - 0	0	0	**6**
125	**Manhertz, Chris**	**2017-2019**	**1**	**0**	**1**	**0**	**0 - 0**	**0 - 0**	**0**	**0**	**6**
126	McKyer, Tim	1995	1	0	0	1	0 - 0	0 - 0	0	0	**6**
127	Mills, Ernie	1997	1	0	1	0	0 - 0	0 - 0	0	0	**6**
128	Moorehead, Kindal	2003-07	1	0	0	1	0 - 0	0 - 0	0	0	**6**
129	Naanee, Legedu	2011	1	0	1	0	0 - 0	0 - 0	0	0	**6**
130	Ogbonnaya, Chris	2014	1	1	0	0	0 - 0	0 - 0	0	0	**6**
131	Oliver, Winslow	1996-1998	1	0	0	1	0 - 0	0 - 0	0	0	**6**
132	Philyaw, Dino	1995-1996	1	1	0	0	0 - 0	0 - 0	0	0	**6**
133	Robertson, Jamal	2004-2005	1	1	0	0	0 - 0	0 - 0	0	0	**6**
134	Shepard, Russell	2017	1	0	1	0	0 - 0	0 - 0	0	0	**6**
135	Smart, Rod	2002-2005	1	0	0	1	0 - 0	0 - 0	0	0	**6**
136	**Thompson, Shaq**	**2015-2019**	**1**	**0**	**0**	**1**	**0 - 0**	**0 - 0**	**0**	**0**	**6**
137	Uwaezuoke, Iheanyi	2000	1	0	0	1	0 - 0	0 - 0	0	0	**6**
138	Vaughan, Josh	2010-2011	1	1	0	0	0 - 0	0 - 0	0	0	**6**
139	Wallace, Al	2002-2006	1	0	0	1	0 - 0	0 - 0	0	0	**6**
140	Wesley, Dante	2002-05; 07-09	1	0	0	1	0 - 0	0 - 0	0	0	**6**
141	White, Melvin	2013-2014	1	0	0	1	0 - 0	0 - 0	0	0	**6**
142	Witherspoon, Will	2002-2005	1	0	0	1	0 - 0	0 - 0	0	0	**6**
143	Workman, Vince	1995	1	1	0	0	0 - 0	0 - 0	0	0	**6**
144	Hardy, Greg	2010-2014	0	0	0	0	0 - 0	0 - 0	0	2	**4**

ALL-TIME CAREER SCORERS

	SCORING	YEARS	TD	TDr	TDp	TDrt	FG - ATT	PAT - ATT	2pt	S	PTS
145	Hilbert, Jon	2002	0	0	0	0	0 - 2	3 - 3	0	0	**3**
146	**Addison, Mario**	**2012-2019**	0	0	0	0	0 - 0	0 - 0	0	1	**2**
147	Applewhite, Antwan	2011-2012	0	0	0	0	0 - 0	0 - 0	0	1	**2**
148	**Jackson, Donte**	**2018-2019**	0	0	0	0	0 - 0	0 - 0	1	0	**2**
149	**Irvin, Bruce**	**2019**	0	0	0	0	0 - 0	0 - 0	0	1	**2**
150	Onatolu, Kenny	2012	0	0	0	0	0 - 0	0 - 0	0	1	**2**
151	Rasby, Walter	1995-1997	0	0	0	0	0 - 0	0 - 0	1	0	**2**
152	Rucker, Mike	1999-2007	0	0	0	0	0 - 0	0 - 0	0	1	**2**
153	Thomas, Hollis	2009	0	0	0	0	0 - 0	0 - 0	0	1	**2**
	TOTALS		**938**	**345**	**521**	**73**	**622 - 752**	**858 - 887**	**24**	**11**	**8428**

ALL-TIME CAREER PASSERS

	PLAYER	YEARS	ATT	CMP	PCT	YDS	TD	INT	SACK	YDS LOST	Rtg	300yd
1	**Newton, Cam**	**2011-2019**	**3,980**	**2,371**	**59.6%**	**29,041**	**182**	**108**	**291**	**2,199**	**86.1**	**20**
2	Delhomme, Jake	2003-2009	2,669	1,580	59.2%	19,258	120	89	154	1,158	82.6	11
3	Beuerlein, Steve	1996-2000	1,723	1,041	60.4%	12,690	86	50	191	1,109	87.7	8
4	Collins, Kerry	1995-1998	1,340	694	51.8%	8,306	47	54	79	515	66.0	5
5	Weinke, Chris	2001-2006	687	373	54.3%	3,800	14	26	42	267	61.4	2
6	**Allen, Kyle**	**2018-2019**	**479**	**298**	**62.2%**	**3,293**	**19**	**15**	**45**	**393**	**82.8**	**3**
7	Peete, Rodney	2002-2004	392	228	58.2%	2,652	15	14	34	212	76.6	3
8	Moore, Matt	2007-2010	392	227	57.9%	2,640	16	17	28	208	73.9	1
9	Clausen, Jimmy	2010-2012	299	157	52.5%	1,558	3	9	33	223	58.4	0
10	Anderson, Derek	2011-2017	168	111	66.1%	1,265	7	5	4	17	90.0	0
11	Testaverde, Vinny	2007	172	94	54.7%	952	5	6	9	46	65.8	0
12	Carr, David	2007	136	73	53.7%	635	3	5	13	74	58.3	0
13	Reich, Frank	1995	84	37	44.0%	441	2	2	12	100	58.7	1
14	Heinicke, Taylor	2018	57	35	61.4%	320	1	3	2	17	60.6	0
15	**Grier, Will**	**2019**	**44**	**27**	**61.4%**	**224**	**0**	**3**	**5**	**37**	**46.0**	**0**
16	St. Pierre, Brian	2010	28	13	46.4%	173	1	2	3	23	48.7	0
17	Fasani, Randy	2002	44	15	34.1%	171	0	4	7	60	8.8	0
18	Lytle, Matt	2001	30	17	56.7%	133	1	3	3	24	39.3	0
19	Lewis, Jeff	1999-2000	35	18	51.4%	131	0	1	8	57	48.6	0
20	Trudeau, Jack	1995	17	11	64.7%	100	0	3	2	8	40.9	0
21	Basanez, Brett	2006-2008	11	6	54.5%	56	0	1	0	0	30.9	0
22	**McCaffrey,**	**2017-2019**	**3**	**1**	**33.3%**	**50**	**1**	**0**	**0**	**0**	**121.5**	**0**
23	Pike, Tony	2010	12	6	50.0%	47	0	0	1	10	60.1	0
24	Guliford, Eric	1995	2	1	50.0%	46	0	1	0	0	56.3	0
25	Gilbert, Garrett	2018	3	2	66.7%	40	0	0	1	5	109.7	0
26	Craig, Dameyune	2001	8	4	50.0%	34	0	0	2	15	61.5	0
27	Naanee, Legedu	2011	1	1	100.0%	27	0	0	0	0	118.8	0
28	**Palardy, Michael**	**2017-2019**	**2**	**1**	**50.0%**	**12**	**0**	**0**	**0**	**0**	**68.8**	**0**
29	Edwards, Armanti	2010-2013	3	2	66.7%	11	0	0	0	0	72.9	0
30	McCown, Josh	2008-2009	6	1	16.7%	2	0	0	1	6	39.6	0
31	Bono, Steve	1999	1	0	0.0%	0	0	0	0	0	39.6	0
32	Brown, Dee	2001-2002	1	0	0.0%	0	0	1	0	0	0.0	0
33	Floyd, William	1998-2000	1	0	0.0%	0	0	1	0	0	0.0	0
34	Foster, DeShaun	2002-2005	1	0	0.0%	0	0	0	0	0	39.6	0
35	Huntley, Richard	2001	1	0	0.0%	0	0	0	1	0	39.6	0
36	Johnson, Keyshawn	2006	1	0	0.0%	0	0	1	0	0	0.0	0
37	LaFell, Brandon	2010-2013	1	0	0.0%	0	0	0	0	0	39.6	0
38	Proehl, Ricky	2003-2004	1	0	0.0%	0	0	0	0	0	39.6	0
39	Sauerbrun, Todd	2001-2004	1	0	0.0%	0	0	0	0	0	39.6	0
40	Smith, Steve	2001-2013	1	0	0.0%	0	0	0	0	0	39.6	0
41	Walter, Ken	1997-2000	2	0	0.0%	0	0	0	0	0	39.6	0
42	Workman, Vince	1995	1	0	0.0%	0	0	0	0	0	39.6	0
	TOTAL		**12,840**	**7,445**	**58.0%**	**88,108**	**523**	**424**	**971**	**6,783**	**78.8**	**54**

ALL-TIME CAREER RUSHERS

	PLAYER	YEARS	RSH	YDS	AVG	LONG	TDs	100-YD GAMES
1	Stewart, Jonathan	2008-2017	1,699	7,318	4.3	69t	51	16
2	Williams, DeAngelo	2006-2014	1,432	6,846	4.8	77	46	18
3	**Newton, Cam**	**2011-2019**	**934**	**4,806**	**5.1**	**72t**	**58**	**3**
4	Foster, DeShaun	2002-2007	851	3,336	3.9	71	10	7
5	**McCaffrey, Christian**	**2017-2019**	**614**	**2,894**	**4.7**	**84t**	**23**	**10**
6	Biakabutuka, Tshimanga	1996-2001	611	2,530	4.1	67t	14	7
7	Davis, Stephen	2003-2005	522	2,085	4.0	40	20	7
8	Lane, Fred	1997-1999	502	2,001	4.0	50	13	6
9	Johnson, Anthony	1995-1999	482	1,795	3.7	29	7	6
10	Goings, Nick	2001-2008	400	1,470	3.7	57t	6	5
11	Tolbert, Mike	2012-2016	289	992	3.4	29	13	0
12	Hoover, Brad	2000-2009	284	961	3.4	35	3	1
13	Moore, Derrick	1995	195	740	3.8	53t	4	2
14	Smith, Lamar	2002	209	737	3.5	59	7	1
15	Huntley, Richard	2001	165	665	4.0	25	2	1
16	Whittaker, Fozzy	2014-2018	121	536	4.4	25	2	1
17	Goodson, Mike	2009-2011	125	501	4.0	45	3	2
18	Artis-Payne, Cameron	2015-2018	118	491	4.2	43	5	0
19	Smith, Steve	2001-2013	57	387	6.8	39	2	0
20	Brown, Dee	2002	102	360	3.5	24	4	1
21	Beuerlein, Steve	1996-2000	109	305	2.8	20	3	0
22	**Samuel, Curtis**	**2017-2019**	**31**	**278**	**9.0**	**33**	**3**	**0**
23	Delhomme, Jake	2003-2009	152	260	1.7	13	5	0
24	Collins, Kerry	1995-1998	107	217	2.0	21	4	0
25	**Moore, DJ**	**2018-2019**	**19**	**212**	**11.2**	**32**	**0**	**0**
26	Griffith, Howard	1995-1996	77	204	2.6	15	2	0
27	Ginn Jr., Ted	2013, 15-16	22	187	8.5	43	0	0
28	Oliver, Winslow	1996-1998	48	183	3.8	16	0	0
29	Floyd, William	1998-2000	79	182	2.3	16	7	0
30	Christian, Bob	1995-1996	41	158	3.9	17	0	0
31	Greene, Scott	1996-1997	45	157	3.5	10t	1	0
32	Ismail, Raghib	1996-1998	15	154	10.3	36	1	0
33	Weinke, Chris	2001-2006	54	148	2.7	23	6	0
34	Brown, Corey	2014-2016	16	139	8.7	28	0	0
34	Sutton, Tyrell	2009-2010	25	139	5.6	32	0	0
34	Workman, Vince	1995	35	139	4.0	14	1	0
37	**Allen, Kyle**	**2018-2019**	**35**	**120**	**3.4**	**17**	**3**	**0**
38	**Bonnafon, Reggie**	**2019**	**14**	**113**	**8.1**	**59t**	**1**	**0**
39	LaFell, Brandon	2010-2013	6	110	18.3	60	0	0
40	Anderson, C.J.	2018	22	105	4.8	22	0	0
41	Fasani, Randy	2002	18	95	5.3	19	0	0
42	Thomas, Blair	1995	22	90	4.1	13	0	0
43	Hetherington, Chris	1999-2001	30	84	2.8	14	2	0
44	Reaves, Darrin	2014	31	78	2.5	9	0	0
45	Muhammad, Muhsin	1996-2004	11	64	5.8	20	0	0
46	Baldwin, Randy	1995	23	61	2.7	9	0	0
47	Smart, Rod	2002-2005	27	61	2.3	6	0	0
48	Carr, David	2007	17	59	3.5	15	0	0
49	Clausen, Jimmy	2010-2012	23	57	2.5	11	0	0
50	Harris, Joey	2004	15	53	3.5	19	0	0
51	Ogbonnaya, Chris	2014	14	50	3.6	9	1	0
52	Robertson, Jamal	2004-2005	14	41	2.9	11	1	0
53	Philyaw, Dino	1996	12	38	3.2	8	1	0
54	Lewis, Jeff	1999-2000	12	37	3.1	19	0	0
55	**Wright, Jarius**	**2018-2019**	**3**	**32**	**10.7**	**34**	**0**	**0**
56	Heinicke, Taylor	2018	5	31	6.2	19	0	0
56	Vaughan, Josh	2010-2011	10	31	3.1	9	1	0
58	Carruth, Rae	1996-1999	7	27	3.9	6	0	0
58	Clay, Kaelin	2017	2	27	13.5	29	0	0
58	Moore, Matt	2007-2010	20	27	1.4	8	0	0
61	**Armah, Alex**	**2017-2019**	**15**	**26**	**1.7**	**4**	**3**	**0**
62	Bates, Michael	1996-2000	8	25	3.1	12	0	0

ALL-TIME CAREER RUSHERS

	PLAYER	YEARS	RSH	YDS	AVG	LONG	TDs	100-YD GAMES
63	Craig, Dameyune	1999-2001	5	24	4.8	13	0	0
64	Shelton, Eric	2005-2006	8	23	2.9	9	0	0
65	Anderson, Derek	2011-2017	25	22	0.9	8	0	0
65	Fiammetta, Tony	2009-2010	7	22	3.1	11	0	0
65	Testaverde, Vinny	2007	9	22	2.4	16	0	0
68	Metcalf, Eric	1999	2	20	10.0	17	0	0
68	Montgomery, Joe	2002	7	20	2.9	5	0	0
70	Shepard, Russell	2017	2	19	9.5	11	0	0
71	Carter, Drew	2004-2007	2	18	9.0	11	0	0
72	Bennett, Brandon	2004	6	17	2.8	11	1	0
72	Cadet, Travaris	2018	11	17	1.5	5	0	0
72	**Grier, Will**	**2019**	**4**	**17**	**4.3**	**0**	**0**	**0**
72	Pilares, Kealoha	2011-2012	1	17	17.0	5	0	0
76	Cotchery, Jerricho	2014-2015	1	16	16.0	16	0	0
77	Jeffers, Patrick	1999-2001	2	16	8.0	23	0	0
78	Adams, Joe	2012	3	13	4.3	5	0	0
79	Brockel, Richie	2011-2015	4	13	3.3	7t	1	0
80	Peete, Rodney	2002-2004	23	13	0.6	10	0	0
81	Byrd, Damiere	2016-2018	1	12	12.0	12	0	0
82	Edwards, Armanti	2010-2013	2	12	6.0	7	0	0
83	Hoard, Leroy	1996	5	11	2.2	5	0	0
84	Jarrett, Dwayne	2007-2010	1	11	11.0	11	0	0
85	Felton, Jerome	2011	3	10	3.3	4	0	0
86	**Scarlett, Jordan**	**2019**	**4**	**9**	**2.3**	**6**	**0**	**0**
87	Stone, Dwight	1995-1998	2	9	4.5	6	0	0
88	Lytle, Matt	2001	2	8	4.0	4	0	0
89	Barner, Kenjon	2013	6	7	1.2	2	0	0
90	Colbert, Kerry	2004-2007	1	6	6.0	6	0	0
91	Jones, Colin	2012-2019	1	5	5.0	5	0	0
92	Senn, Jordan	2010-2013	1	5	5.0	5	0	0
93	Smith, Armond	2012-2013	7	5	0.7	5	0	0
94	Johnson, Keyshawn	2006	1	4	4.0	4	1	0
95	Haynes, Alex	2007	3	3	1.0	3	0	0
96	Murphy, Louis	2012	1	3	3.0	3	0	0
97	Reich, Frank	1995	1	3	3.0	3	0	0
98	Basanez, Brett	2006	1	2	2.0	2	0	0
99	Gettis, David	2010-2012	3	2	0.7	19	0	0
100	Guliford, Eric	1995	2	2	1.0	1	0	0
101	Avant, Jason	2014	1	1	1.0	1	0	0
102	Green, Willie	1995-1996	1	1	1.0	1	0	0
103	Proehl, Ricky	2003-2005	2	1	0.5	9	0	0
104	Baker, Jason	2005-2011	1	0	0.0	0	0	0
105	Poole, Tauren	2014	1	0	0.0	0	0	0
106	Sauerbrun, Todd	2001-2004	1	0	0.0	0	0	0
107	Nortman, Brad	2012-2015	1	-1	-1.0	-1	0	0
108	Webb, Joe	2014-2016	1	-1	-1.0	-1	0	0
109	Bono, Steve	1999	2	-2	-1.0	-1	0	0
110	Byrd, Isaac	2000-2002	2	-2	-1.0	-2	0	0
111	Presley, De'Andre	2014	1	-2	-2.0	-2	0	0
112	Rosario, Dante	2007-2010	1	-2	-2.0	-2	0	0
113	McCown, Josh	2008	4	-3	-0.8	0	0	0
114	Carrier, Mark	1995-1998	3	-4	-1.3	4	0	0
115	Hankton, Karl	2000-2006	2	-4	-2.0	2	0	0
116	Nakamura, Haruki	2012	1	-4	-4.0	-4	0	0
117	Walter, Ken	1997-2000	5	-5	-1.0	-5	0	0
	TOTAL		**11,203**	**46,486**	**4.1**	**77**	**342**	**94**

ALL-TIME CAREER RECEIVERS

	PLAYER	YEARS	REC	YDS	AVG	LONG	TDs	100-YD GAMES
1	Smith, Steve	2001-2013	836	12,197	14.6	80t	67	43
2	Muhammad, Muhsin	1996-04; 2008-09	696	9,255	13.3	72t	50	27
3	**Olsen, Greg**	**2011-2019**	**522**	**6,451**	**12.4**	**78t**	**39**	**11**
4	Walls, Wesley	1996-2002	324	3,902	12.0	54	44	3
5	Carrier, Mark	1995-1998	176	2,547	14.5	66t	13	5
6	**McCaffrey, Christian**	**2017-2019**	**296**	**2,451**	**8.3**	**38**	**15**	**5**
7	Benjamin, Kelvin	2014-2017	168	2,424	14.4	51	18	5
8	LaFell, Brandon	2010-2013	167	2,385	14.3	91t	13	2
9	Funchess, Devin	2015-2018	161	2,233	13.9	52	21	2
10	Ginn Jr., Ted	2013, 2015-2016	134	2,047	15.3	88t	19	2
11	**Moore, DJ**	**2018-2019**	**142**	**1,963**	**13.8**	**82**	**6**	**5**
12	Hayes, Donald	1998-2001	132	1,855	14.1	56t	7	2
13	Ismail, Raghib	1996-1998	117	1,657	14.2	62	10	5
14	Williams, DeAngelo	2006-2014	178	1,621	9.1	72t	7	1
15	Green, Willie	1995-1996	93	1,496	16.1	89t	9	5
16	Colbert, Keary	2004-2007	109	1,424	13.1	63	7	2
17	Mangum, Kris	1997-2006	151	1,424	9.4	35	9	0
18	Proehl, Ricky	2003-2005	86	1,327	15.4	69	8	2
19	Stewart, Jonathan	2008-2017	162	1,295	8.0	55t	7	1
20	**Samuel, Curtis**	**2017-2019**	**106**	**1,223**	**11.5**	**53t**	**11**	**0**
21	Jeffers, Patrick	1999-2001	77	1,209	15.7	88t	12	5
22	Cotchery, Jerricho	2014-2015	87	1,065	12.2	59	4	0
23	Hoover, Brad	2000-2009	145	1,046	7.2	34	6	0
24	Brown, Corey	2014-2016	79	1,019	12.9	47t	7	0
25	Foster, DeShaun	2002-2007	126	996	7.9	47	4	0
26	Carter, Drew	2004-2007	71	977	13.8	49	8	2
27	King, Jeff	2006-2010	112	923	8.2	31	9	0
28	Byrd, Isaac	2000-2002	73	897	12.3	42	4	0
29	Rosario, Dante	2007-2010	82	894	10.9	54	5	0
30	Goings, Nick	2001-2008	110	880	8.0	37	3	0
31	Johnson, Anthony	1995-1999	103	816	7.9	55	2	0
32	Johnson, Keyshawn	2006	70	815	11.6	40	4	1
33	Dickson, Ed	2014-2017	67	807	12.0	64	5	1
34	Carruth, Rae	1997-1999	62	804	13.0	52	4	2
35	Biakabutuka, Tshimanga	1996-2001	77	789	10.2	47	3	0
36	Tolbert, Mike	2012-2016	94	771	8.2	40	6	0
37	**Wright, Jarius**	**2018-2019**	**69**	**733**	**10.6**	**33**	**1**	**0**
38	Gettis, David	2010-2012	37	508	13.7	88	3	1
39	Naanee, Legedu	2011	44	467	10.6	28	1	0
40	**Thomas, Ian**	**2018-2019**	**51**	**457**	**9.0**	**31**	**3**	**0**
41	Shockey, Jeremy	2011	37	455	12.3	29	4	0
42	Guliford, Eric	1995	29	444	15.3	49	1	0
43	Jarrett, Dwayne	2007-2010	35	428	12.2	30t	1	0
44	Floyd, William	1998-2000	62	416	6.7	25	2	0
45	Bersin, Brenton	2014-2017	32	415	13.0	30	1	0
46	Whittaker, Fozzy	2014-2018	47	397	8.4	28t	2	0
47	Murphy, Louis	2012	25	336	13.4	55	1	0
48	Gaines, Michael	2004-2006	31	335	10.8	38	2	0
49	Goodson, Mike	2009-2011	43	329	7.7	32	0	0
50	Barnidge, Gary	2008-2012	18	320	17.8	55	1	0
51	Griffith, Howard	1995-1996	38	286	7.5	21	2	0
52	Greene, Scott	1996-1997	42	284	6.8	25	2	0
53	Lane, Fred	1997-1999	43	275	6.4	23	0	0
54	Hankton, Karl	2000-2006	20	267	13.4	31	0	0
55	Christian, Bob	1995-1996	29	255	8.8	23	1	0
56	Hetherington, Chris	1999-2001	37	240	6.5	19	1	0
57	Davis, Stephen	2003-2005	21	236	11.2	25	0	0
58	Shepard, Russell	2017	17	202	11.9	40t	1	0
59	Avant, Jason	2014	21	201	9.6	22	1	0
60	Oliver, Winslow	1996-1998	21	191	9.1	29	0	0
61	Smith, Torrey	2018	17	190	11.2	35	2	0
62	Hackett, DJ	2008	13	181	13.9	37	0	0

ALL-TIME CAREER RECEIVERS

	PLAYER	YEARS	REC	YDS	AVG	LONG	TDs	100-YD GAMES
63	Metzelaars, Pete	1995	20	171	8.6	27	3	0
64	Smith, Lamar	2002	20	167	8.4	58	0	0
65	Broughton, Luther	1997-1998; 2001	8	164	20.5	68t	1	0
66	Seidman, Mike	2003-2006	18	158	8.8	27	2	0
67	Beebe, Don	1995	14	152	10.9	24	1	0
68	Metcalf, Eric	1999	11	133	12.1	33	0	0
69	Sutton, Tyrell	2009-2010	18	132	7.3	14	0	0
70	Byrd, Damiere	2016-2018	12	129	10.8	21	2	0
71	Mills, Ernie	1997	11	127	11.5	37	1	0
72	Wiggins, Jermaine	2002-2003	16	125	7.8	23	2	0
73	Edwards, Armanti	2010-2013	5	121	24.2	82	0	0
74	Clowney, David	2010	6	102	17.0	31	0	0
75	Huntley, Richard	2001	21	101	4.8	23	1	0
76	**Manhertz, Chris**	**2016-2019**	**6**	**90**	**15.0**	**50t**	**1**	**0**
77	Artis-Payne, Cam.	2015-2018	10	86	8.6	20	0	0
78	Brown, Dee	2002	17	86	5.1	15	1	0
79	Gardner, Rod	2005	9	84	9.3	15	1	0
80	Workman, Vince	1995	13	74	5.7	14	0	0
81	Moore, Kenny	2008-2009	6	59	9.8	22	0	0
82	Clay, Kaelin	2017	5	57	11.4	15	0	0
83	Crawford, Casey	2000-2001	5	57	11.4	16	1	0
84	Hixon, Domenik	2013	7	55	7.9	14t	1	0
85	**Hogan, Chris**	**2019**	**6**	**53**	**8.8**	**13**	**0**	**0**
86	Kinchen, Brian	1999-2000	6	52	8.7	26t	2	0
87	Rasby, Walter	1995-1997	6	48	8.0	15	0	0
88	Uwaezuoke, Iheanyi	2000	4	46	11.5	21	0	0
89	Williams, Brandon	2013-2015	4	44	11.0	16	0	0
90	Pilares, Kealoha	2011-2012	2	42	21.0	36t	1	0
91	Bates, Michael	1996-2000	6	40	6.7	23	0	0
92	Fauria, Christian	2007	5	39	7.8	16	2	0
93	Biddle, Taye	2006	3	37	12.3	22	0	0
94	Robinson, Ryne	2007-2008	4	35	8.8	12	0	0
95	Fiammetta, Tony	2009-2010	5	34	6.8	11	0	0
96	**Newton, Cam**	**2011-2019**	**1**	**33**	**33.0**	**27**	**0**	**0**
97	Campbell, Matt	1995-2000	3	32	10.7	12	0	0
98	Jones, Mark	2008	2	32	16.0	19	0	0
99	Reaves, Darrin	2014	5	31	6.2	16	0	0
100	Hartsock, Ben	2011-2013	2	30	15.0	25	0	0
101	Brockel, Richie	2011-2015	4	25	6.3	12	0	0
102	Anderson, C.J.	2018	1	24	24.0	24	1	0
103	Felton, Jerome	2011	2	24	12.0	17	0	0
104	Thomas, Blair	1995	3	24	8.0	14	0	0
105	Tillman, Lawyer	1995	2	22	11.0	12	0	0
106	**White, DeAndrew**	**2019**	**2**	**20**	**10.0**	**8**	**0**	**0**
107	Webb, Joe	2014-2016	2	19	9.5	16	0	0
108	**Bonnafon, Reggie**	**2019**	**4**	**18**	**4.5**	**7**	**0**	**0**
109	Stone, Dwight	1995-1998	2	18	9.0	11	0	0
110	Smart, Rod	2002-2005	4	16	4.0	5	0	0
111	Dyson, Kevin	2003	2	15	7.5	9	0	0
112	Haynes, Alex	2007	3	14	4.7	6	0	0
113	Moore, Derrick	1995	4	12	3.0	5	0	0
114	**Armah, Alex**	**2017-2019**	**3**	**11**	**3.7**	**5**	**0**	**0**
115	Barner, Kenjon	2013, 2018	3	10	3.3	5	0	0
116	**Zylstra, Brandon**	**2019**	**2**	**10**	**5.0**	**7**	**0**	**0**
117	Simonson, Scott	2015-2017	1	10	10.0	10	0	0
118	Adams, Joe	2012	1	7	7.0	7	0	0
119	Martin, Charly	2009-2010	1	6	6.0	6	0	0
120	Shelton, Eric	2006	1	6	6.0	6	0	0
121	Cadet, Travaris	2018	1	5	5.0	5	0	0
122	Ajirotutu, Seyi	2011	1	4	4.0	4	0	0
123	Craig, Dameyune	1999-2001	2	4	2.0	4	0	0
124	Dennis, Mark	1995-1996	1	3	3.0	3	0	0
125	Gross, Jordan	2003-13	0	1	0.0	1	0	0
126	Collins, Kerry	1995-1998	1	-11	-11.0	-11	0	0
	TOTAL		**7,445**	**88,108**	**11.8**	**91t**	**523**	**140**

ALL-TIME CAREER INTERCEPTORS

	PLAYER	YEARS	INTS	YDS	AVG	LG	TDs
1	Gamble, Chris	2004-2012	27	326	12.1	61t	2
2	Davis, Eric	1996-2000	25	226	9.0	56t	2
3	**Kuechly, Luke**	**2012-2019**	18	153	8.5	32t	1
4	Minter, Mike	1997-2006	17	421	24.8	62	4
5	Marshall, Richard	2006-2010	14	315	22.5	73	2
5	Evans, Doug	1998-2001	14	162	11.6	49	1
7	Lucas, Ken	2005-2008	13	158	12.2	43	0
7	Davis, Thomas	2005-2018	13	79	6.1	31	0
9	Godfrey, Charles	2008-2014	11	179	16.3	38	1
9	Coleman, Kurt	2015-2017	11	146	13.3	37	2
9	Grant, Deon	2000-2003	11	137	12.5	43	0
12	Beason, Jon	2007-2013	9	107	11.9	44	0
12	Manning, Ricky	2003-2005	9	99	11.0	30	1
14	Munnerlyn, Captain	2009-13; 17-18	8	232	29.0	74t	5
14	**Bradberry, James**	**2016-2019**	**8**	**53**	**6.6**	**29**	**0**
16	Norman, Josh	2012-2015	7	172	24.6	46t	2
16	Maxie, Brett	1995-1996	7	94	13.4	49	0
16	Witherspoon, Will	2002-2005	7	93	13.3	35	1
16	Cota, Chad	1995-1997	7	91	13.0	35	0
16	**Jackson, Donte**	**2018-2019**	**7**	**25**	**3.6**	**25**	**0**
16	Mills, Sam	1995-1997	7	86	12.3	36t	1
16	Martin, Sherrod	2009-2012	7	85	12.1	34	0
23	**Boston, Tre**	**2014-2016; 2019**	**6**	**133**	**22.2**	**84t**	**1**
23	Hitchcock, Jimmy	2000-2001	6	181	30.2	88t	1
23	Peppers, Julius	2002-09; 2017-18	6	177	29.5	97	2
23	Terrell, Pat	1995-1997	6	39	6.5	21	0
26	Morgan, Dan	2001-2007	5	56	11.2	22	0
26	Adams, Mike	2017-2018	5	53	10.6	40	0
26	Harris, Chris	2007-2009	5	49	9.8	30	0
26	Poole, Tyrone	1995-1997	5	43	8.6	35	0
26	Howard, Reggie	2001-2003	5	37	7.4	16	0

	PLAYER	YEARS	INTS	YDS	AVG	LG	TDs
31	Wallace, Al	2002-2006	4	96	24.0	53	0
31	Brady, Jeff	1998	4	85	21.3	43	0
31	Branch, Colin	2003-2006	4	79	19.8	76	0
31	Mitchell, Mike	2013	4	63	15.8	38	0
31	Harper, Roman	2014-2015	4	43	10.8	31t	1
37	McKyer, Tim	1995	3	99	33.0	96t	1
37	McCree, Marlon	2005	3	73	24.3	46	0
37	White, Melvin	2013-2014	3	32	10.7	23	0
37	Cook, Toi	1996-1997	3	28	9.3	22	0
37	Worley, Daryl	2016-2017	3	22	7.3	22	0
37	Cooper, Deke	2002; 2007	3	19	6.3	19	0
37	**Jones, Colin**	**2012-2019**	**3**	**15**	**5.0**	**10**	**0**
37	Anderson, James	2006-2012	3	6	2.0	5	0
37	Lester, Robert	2013-2014	3	5	1.7	5	0
46	Cason, Antoine	2014	2	81	40.5	80	0
46	**Cockrell, Ross**	**2018-2019**	**2**	**70**	**35.0**	**37**	**0**
46	Fields, Mark	2002-2004	2	51	25.5	30	0
46	Florence, Drayton	2013	2	40	20.0	38t	1
46	Nakamura, Haruki	2012	2	39	19.5	21	0
46	Buckner, Brentson	2001-2005	2	37	18.5	29	0
46	Alexander, Brent	1998-1999	2	18	9.0	18	0
46	Greene, Kevin	1996,98-99	2	18	9.0	18	0
46	Wells, Dean	1999-2001	2	15	7.5	14	0
46	McDaniel, Emmanuel	2002	2	13	6.5	13	0
46	Cousin, Terry	2002	2	4	2.0	4	0
46	Gilbert, Sean	1998-2002	2	4	2.0	4	0
46	Benwikere, Bené	2014-2016	2	1	0.5	1	0
46	Williams, Shaun	2006	2	1	0.5	1	0
46	Tillman, Charles	2015	2	0	0.0	0	0
61	Stanford, R.J.	2010-2011	1	53	53.0	53	0
61	Smith, Rod	1995-96,97-98	1	43	43.0	43	0

	PLAYER	YEARS	INTS	YDS	AVG	LG	TDs
61	Lofton, Steve	1995-96,98-99	1	42	42.0	42	0
61	**Reid, Eric**	**2018-2019**	1	39	39.0	39	0
61	DeCoud, Thomas	2014	1	35	35.0	35	0
61	McDowell, Bubba	1995	1	33	33.0	33	0
61	Kragen, Greg	1995-1997	1	29	29.0	29	0
61	Edwards, Dwan	2012-2015	1	27	27.0	27	0
61	Richardson, Damien	1998-2004	1	27	27.0	27	0
61	McClain, Robert	2010; 15-16	1	24	24.0	24	0
61	Veland, Tony	1998	1	24	24.0	24	0
61	Allen, Brian	2002-2004	1	21	21.0	21	0
61	Senn, Jordan	2009-2013	1	21	21.0	21	0
61	Nelson, Jonathan	2011	1	20	20.0	20	0
61	Williams, Teddy	2015-2017	1	19	19.0	19	0
61	Moorehead, Kindal	2003-2007	1	17	17.0	17	1
61	**Thompson, Shaq**	**2015-2019**	1	12	12.0	12	0
61	Barrow, Micheal	1997-1999	1	10	10.0	10	0
61	Burton, Shane	2002-2003	1	10	10.0	10	0
61	Hawkins, Artrell	2004	1	9	9.0	9	0
61	Kesier, Thomas	2011-2012	1	9	9.0	9	0
61	Klein, A.J.	2013-2015	1	8	8.0	8	0
61	Morton, Christian	2006	1	8	8.0	8	0
61	Ealy, Kony	2014-2016	1	7	7.0	7	0
61	McGill, Lenny	1998	1	6	6.0	6	0
61	Johnson, Ed	2010	1	5	5.0	5	0
61	Manuel, Marquand	2007	1	4	4.0	4	0
61	Lloyd, Greg	1998	1	3	3.0	3	0
61	King, Shawn	1995-1998	1	1	1.0	1	0
61	Lathon, Lamar	1995-1998	1	1	1.0	1	0
61	Anderson, Rashard	2000-2001	1	0	0.0	0	0
61	Brown, Everette	2009-2010	1	0	0.0	0	0
61	Diggs, Na'il	2006-2009	1	0	0.0	0	0
61	**Elliott, Javien**	**2019**	1	0	0.0	0	0
61	Navies, Hannibal	2000-2002	1	0	0.0	0	0
61	**Obada, Efe**	**2018-2019**	1	0	0.0	0	0
61	Pieri, Damon	1995-1997	1	0	0.0	0	0
61	Robinson, Eugene	2000	1	0	0.0	0	0
61	Rucker, Mike	1999-2007	1	0	0.0	0	0
61	Thomas, Josh	2011-13	1	0	0.0	0	0
61	Towns, Lester	2000-2003	1	0	0.0	0	0
61	Williams, Jay	2000-2002	1	0	0.0	0	0
61	Woodall, Lee	2000	1	0	0.0	0	0
61	Pugh, Jordan	2010-2011	1	-2	-2.0	-2	0
	TOTAL		**400**	**5,503**	**13.8**	**97**	**31**

THE LAST TIME...

500 YARDS TOTAL OFFENSE
By Panthers: 548 vs. Miami 11/13/17
Playoffs: Has never happened
By Opponents: 534 at Seattle 12/4/16
Playoffs: Has never happened

400 YARDS TOTAL OFFENSE
By Panthers: 414 vs Seattle 12/15/19
Playoffs: 467 vs. Arizona 1/24/16
By Opponents: 428 vs Seattle 12/15/19
Playoffs: 410 at New Orleans 1/7/18

200 YARDS RUSHING OFFENSE
By Panthers: 285 vs. Jacksonville 10/6/19
Playoffs: 223 at New York Giants 1/8/06
By Opponents: 248 vs Washington 12/1/19
Playoffs: 201 at Green Bay 1/12/97

300 YARDS PASSING IN A GAME BY A PLAYER
By Panthers: 325, Kyle Allen vs. Atlanta 11/17/19
Playoffs: 335, Cam Newton vs. Arizona 1/24/16
By Opponents: 313, Matt Ryan at Atlanta 12/8/19
Playoffs: 376, Drew Brees at New Orleans 1/7/18

400 YARDS PASSING IN A GAME BY A PLAYER
By Panthers: 432, Cam Newton vs. Green Bay 9/18/11
Playoffs: Has never happened
By Opponents: 400, Jamies Winston at Tampa Bay (London) 10/13/19
Playoffs: Has never happened

3 TOUCHDOWN PASSES IN A GAME BY A PLAYER
By Panthers: Kyle Allen at New Orleans 11/24/19
Playoffs: Jake Delhomme at Chicago 1/15/06
By Opponents: Drew Brees at New Orleans 11/24/19
Playoffs: Russell Wilson vs. Seattle 1/17/16

4 TOUCHDOWN PASSES IN A GAME BY A PLAYER
By Panthers: Kyle Allen at Arizona 9/22/19
Playoffs: Has never happened
By Opponents: Ben Roethlisberger at Pittsburgh 11/8/18
Playoffs: Has never happened

5 TOUCHDOWN PASSES IN A GAME BY A PLAYER
By Panthers: Cam Newton at New York Giants 12/20/15
Playoffs: Has never happened
By Opponents: Ben Roethlisberger at Pittsburgh 11/8/18
Playoffs: Has never happened

100 YARDS RECEIVING IN A GAME BY A PLAYER
By Panthers: 119, Christian McCaffrey at Indianapolis 12/22/19
Playoffs: 107, Greg Olsen and 101, Christian McCaffrey at New Orleans 1/7/18
By Opponents: 120, Tyler Lockett vs Seattle 12/15/19

200 YARDS RECEIVING IN A GAME BY A PLAYER
By Panthers: 201, Steve Smith vs. Minnesota 10/30/05
Playoffs: 218, Steve Smith at Chicago 1/15/06
By Opponents: 300, Julio Jones at Atlanta 10/2/16
Playoffs: Has never happened

100 YARDS RECEIVING IN A GAME BY TWO PLAYERS
By Panthers: 122, Greg Olsen and 108, Kelvin Benjamin vs. San Francisco 9/18/16
Playoffs: 107, Greg Olsen and 101, Christian McCaffrey at New Orleans 1/7/18
By Opponents: 107, Tyler Lockett and 103, David Moore vs. Seattle 11/25/18
Playoffs: Has never happened

100 YARDS RECEIVING IN A GAME BY TWO PLAYERS AND 100 YARDS RUSHING BY A PLAYER
By Panthers: 122, Greg Olsen and 108, Kelvin Benjamin; and 100, Fozzy Whittaker vs. San Francisco 9/18/16
Playoffs: 135, Steve Smith and 103, Muhsin Muhammad vs. Dallas 1/3/04 and 104, Stephen Davis
By Opponents: Has never happened
Playoffs: Has never happened

100 YARDS RECEIVING IN A GAME BY TWO PLAYERS, 100 YARDS RUSHING BY A PLAYER AND 300 YARDS PASSING BY A PLAYER IN A GAME
By Panthers: 122, Greg Olsen and 108, Kelvin Benjamin; 100, Fozzy Whittaker; and 353, Cam Newton vs. San Francisco 9/18/16
Playoffs: Has never happened
By Opponents: Chris Carter (138) and Randy Moss (106) receiving; Robert Smith (103) rushing; and Daunte Culpepper (357) passing at Minnesota 11/19/00
Playoffs: Has never happened

100 YARDS RECEIVING AND 100 YARDS RUSHING BY SAME PLAYER IN A GAME
By Panthers: Christian McCaffrey (125 rush, 112 receiving) vs. Seattle 11/25/18
Playoffs: Has never happened
By Opponents: Has never happened
Playoffs: Has never happened

50 YARDS RECEIVING, 50 YARDS RUSHING, 50 YARDS PASSING BY SAME PLAYER IN A GAME
By Panthers: Christian McCaffrey (53 rush, 67 receiving, 50 passing) vs. New Orleans 12/17/18
Playoffs: Has never happened
By Opponents: Has never happened
Playoffs: Has never happened

3 TOUCHDOWN RECEPTIONS IN A GAME BY A PLAYER
By Panthers: Steve Smith vs. Houston 9/16/07
Playoffs: Has never happened
By Opponents: Hakeem Nicks at New York Giants 9/12/10
Playoffs: Has never happened

100 YARDS RUSHING IN A GAME BY A PLAYER
By Panthers: 108, Christian McCaffrey at Green Bay 11/10/19
Playoffs: 106, Jonathan Stewart vs. Seattle 1/17/16
By Opponents: 133, Derrius Guice vs Seattle 12/15/19
Playoffs: 132, Shaun Alexander at Seattle 1/22/06

100 YARDS RUSHING IN A GAME BY TWO PLAYERS

By Panthers: 152, DeAngelo Williams and 110, Jonathan Stewart at Tampa Bay 10/18/09
Playoffs: Has never happened
By Opponents: 147, Le'Veon Bell and 118, LeGarrette Blount vs. Pittsburgh 9/21/14
Playoffs: Has never happened

100 YARDS RUSHING IN A GAME BY TWO PLAYERS AND 100 YARDS RECEIVING BY A PLAYER

By Panthers: 186, DeAngelo Williams and 115, Jonathan Stewart and 117, Steve Smith vs. Tampa Bay 12/8/08
Playoffs: Has never happened
By Opponents: Has never happened
Playoffs: Has never happened

200 YARDS RUSHING IN A GAME BY A PLAYER

By Panthers: 210, DeAngelo Williams at New Orleans 12/30/12
Playoffs: Has never happened
By Opponents: 205, Matt Forte at Chicago 10/2/11
Playoffs: Has never happened

3 TOUCHDOWNS RUSHING IN A GAME BY A PLAYER

By Panthers: Jonathan Stewart vs. Minnesota 12/10/17
Playoffs: Has never happened
By Opponents: Aaron Jones at Green Bay 11/10/19
Playoffs: Has never happened

4 TOUCHDOWNS RUSHING IN A GAME BY A PLAYER

By Panthers: DeAngelo Williams at NY Giants 12/21/08
Playoffs: Has never happened
By Opponents: Tevin Coleman at San Francisco 10/27/19
Playoffs: Has never happened

2 INTERCEPTIONS IN A GAME BY A PLAYER

By Panthers: James Bradberry at Tampa Bay (London) 10/13/19
Playoffs: Kurt Coleman vs. Arizona 1/24/16
By Opponents: K.J. Wright vs Seattle 12/15/19
Playoffs: Has never happened

3 INTERCEPTIONS IN A GAME BY A PLAYER

By Panthers: Deon Grant at Minnesota 9/22/02
Playoffs: Ricky Manning at Philadelphia 1/18/04
By Opponents: Andrew Adams at Tampa Bay 12/2/18
Playoffs: Has never happened

3 OR MORE SACKS IN A GAME BY A PLAYER

By Panthers: 3, Mario Addison at Arizona 9/22/19
Playoffs: 3, Kony Ealy vs. Denver 2/7/16
By Opponents: 3, Nick Bosa at San Francisco 10/27/19
Playoffs: Has never happened

PUNT RETURNED FOR A TOUCHDOWN IN A GAME BY A PLAYER

By Panthers: 60, Kaelin Clay at New York Jets 11/26/17
Playoffs: 59, Steve Smith at Seattle 1/22/06
By Opponents: 84 & 71, Nyheim Hines 2x at Indianapolis 12/22/19
Playoffs: Has never happened

2 PUNTS RETURNED FOR A TOUCHDOWN IN A GAME BY A PLAYER

By Panthers: 87, 61 Steve Smith vs. Cincinnati 12/8/02
Playoffs: Has never happened
By Opponents: 84, 71 Nyheim Hines at Indianapolis 12/22/19
Playoffs: Has never happened

KICKOFF RETURNED FOR A TOUCHDOWN IN A GAME BY A PLAYER

By Panthers: 103, Damiere Byrd vs. Tampa Bay 12/24/17
Playoffs: Has never happened
By Opponents: 99, Andre Roberts vs. Washington 11/22/15
Playoffs: Has never happened

INTERCEPTION RETURNED FOR A TOUCHDOWN IN A GAME BY A PLAYER

By Panthers: 8, Kurt Coleman at Atlanta 10/2/16
Playoffs: 22, Luke Kuechly vs. Arizona 1/24/16
By Opponents: 76, Eddie Jackson at Chicago 10/22/17
Playoffs: 90, Kam Chancellor at Seattle 1/10/15

FUMBLE RETURNED FOR A TOUCHDOWN IN A GAME BY A PLAYER

By Panthers: Brian Burns vs. Jacksonville, 10/6/19
Playoffs: Has never happened
By Opponents: Eddie Jackson at Chicago 10/22/17
Playoffs: Malik Jackson vs. Denver 2/7/16

TWO DEFENSIVE RETURNS FOR TOUCHDOWN IN A GAME

By Panthers: Kurt Coleman 36-yard interception return, Luke Kuechly 32-yard interception return at Dallas 11/26/15
Playoffs: Has never happened
By Opponents: Eddie Jackson 75-yard fumble return, Eddie Jackson 76-yard interception return at Chicago 10/22/17
Playoffs: Has never happened

PUNT BLOCKED

By Panthers: Jermaine Carter, Jr. blocks Johnny Hekker vs. Los Angeles Rams 9/8/19
Playoffs: Has never happened
By Opponents: Adam Thielen blocks Brad Nortman, returned for touchdown and Jasper Brinkley blocks Brad Nortman, returned for touchdown by Everson Griffen at Minnesota 11/30/14
Playoffs: Has never happened

PUNT BLOCKED FOR A TOUCHDOWN

By Panthers: Michael Bates blocks Matt Turk recovered by Dwight Stone in end zone vs. Washington 12/13/98
Playoffs: Has never happened
By Opponents: Adam Thielen blocks Brad Nortman, returned for touchdown and Jasper Brinkley blocks Brad Nortman, returned for touchdown by Everson Griffen at Minnesota 11/30/14
Playoffs: Has never happened

PUNT BLOCKED FOR A SAFETY

By Panthers: Greg Hardy blocks Matt Dodge punt out of end zone at New York Giants 9/12/10
Playoffs: Has never happened
By Opponents: Has never happened
Playoffs: Has never happened

PAT KICK MISSED
By Panthers: Joey Slye at New Orleans 11/24/19
Playoffs: John Kasay at Chicago 1/15/06
By Opponents: Jason Myers vs Seattle 12/15/19
Playoffs: Has never happened

PAT KICK BLOCKED
By Panthers: Julius Peppers blocks Matt Bryant kick vs. Tampa Bay 12/8/08
Playoffs: Has never happened
By Opponents: Dane Cruikshank blocks Joey Slye kick vs. Tennessee 11/3/19
Playoffs: Has never happened

BLOCKED PAT RETURNED FOR TWO POINT CONVERSION
By Panthers: Has never happened
Playoffs: Has never happened
By Opponents: Stephone Anthony returns Graham Gano PAT attempt blocked by Kevin Williams at New Orleans 12/06/15
Playoffs: Has never happened

SAFETY SCORED
By Panthers: Bruce Irvin sacked Jimmy Garoppolo in the end zone at San Francisco 10/27/19
Playoffs: Has never happened
By Opponents: Cam Newton sacked in the end zone by Danielle Hunter vs. Minnesota 9/25/16
Playoffs: Brad Nortman tackled in the end zone by Justin Bethel vs. Arizona 1/3/15

FIELD GOAL BLOCKED
By Panthers: Kawann Short blocks Connor Barth's 52-yard field goal attempt at Chicago 10/22/17
Playoffs: Shane Burton blocks Adam Vinatieri 36-yard field goal attempt at New England 2/1/04
By Opponents: Calais Campbell blocks Joey Slye's 56-yard field goal attempt vs. Jacksonville 10/6/19
Playoffs: Has never happened

BLOCKED FIELD GOAL RETURNED FOR TOUCHDOWN
By Panthers: Doug Evans returns John Carney 37-yard field goal 54 yards vs. San Diego 12/17/00 (kick blocked by Jay Williams)
Playoffs: Has never happened
By Opponents: Aeneas Williams returns John Kasay 37-yard field goal 72 yards vs. Arizona 11/19/95 (kick blocked by Seth Joyner)
Playoffs: Has never happened

TWO POINT ATTEMPT MADE
By Panthers: Christian McCaffrey run at San Francisco 10/27/19
Playoffs: Cam Newton pass to Mike Tolbert vs. Arizona 1/24/16
By Opponents: Jameis Winston pass to Mike Evans at Tampa Bay Giants, 10/13/19
Playoffs: Peyton Manning pass to Bennie Fowler vs. Denver 1/7/16

TWO POINT ATTEMPT FAILED
By Panthers: Kyle Allen pass attempt failed at New Orleans 11/24/19
Playoffs: Jake Delhomme pass attempt failed vs. Arizona 1/10/08
By Opponents: Dwayne Haskins pass attempt failed vs. Washington 12/1/19
Playoffs: Troy Aikman pass incomplete vs. Dallas 1/5/97

TWO POINT CONVERSION ATTEMPT RETURNED FOR DEFENSIVE TWO POINTS
By Panthers: Donte Jackson intercepted Drew Brees and returned for conversion score vs. New Orleans 12/17/18
Playoffs: Has never happened
By Opponents: Has never happened
Playoffs: Has never happened

40 POINTS SCORED IN A GAME
By Panthers: 42, vs. Tampa Bay 11/4/18
Playoffs: 49, vs. Arizona 1/24/16
By Opponents: 40, at Atlanta 12/8/19
Playoffs: Has never happened

50 POINTS SCORED IN A GAME
By Panthers: 52, vs. Cincinnati 12/8/02
Playoffs: Has never happened
By Opponents: 51, at San Francisco 10/27/19
Playoffs: Has never happened

SHUTOUT SCORED IN A GAME
By Panthers: 38-0 vs. Atlanta Falcons 12/13/15
Playoffs: 23-0 at New York Giants 1/8/06
By Opponents: 41-0 vs. Atlanta 11/24/02
Playoffs: Has never happened

UPDATED PLAYER BIOGRAPHIES

QUARTERBACKS

KYLE ALLEN

6'3" // 210

HOUSTON

SCOTTSDALE, ARIZ.

7

QB

1ST NFL SEASON
2ND PANTHERS SEASON

TRANSACTIONS: Signed as an undrafted rookie free agent by Carolina (5/10/18)... Waived by Carolina (9/1/18)...Signed to Carolina practice squad (9/2/18)...Released from Carolina practice squad (9/10/18)...Signed to Carolina practice squad (10/30/18)... Signed to active roster (12/20/18).

SINGLE-GAME CAREER HIGHS

PASS ATTEMPTS	50	vs Atlanta (11/17/19)
PASS COMPLETIONS	31	vs Atlanta (11/17/19)
COMPLETION PCT (min 20)	73.1	at Arizona (9/22/19)
PASSING YARDS	325	vs Atlanta (11/17/19)
PASSING TDS	4	at Arizona (9/22/19)
INTERCEPTIONS	4	vs Atlanta (11/17/19)
LONG PASS	52	3x, last at New Orleans (11/24/19)

2019 GAME-BY-GAME

Opponent	GP/GS	ATT	CMP	PCT	YDS	TD	INT	LNG	RSH	YDS	TD	RTG	SK/YDS
vs LA Rams					DID NOT PLAY								
vs Tampa Bay					DID NOT PLAY								
at Arizona	1/1	26	19	73.1	261	4	0	52t	3	-1	0	144.4	2/21
at Houson	1/1	34	24	70.6	232	0	0	27	0	0	0	89.3	3/29
vs Jacksonville	1/1	30	17	56.7	181	1	0	52	1	4	0	85.6	3/21
at Tampa Bay	1/1	32	20	62.5	227	2	0	30	3	3	0	104.6	2/18
at San Francisco	1/1	37	19	51.4	158	0	3	24	0	0	0	29.9	7/58
vs Tennessee	1/1	32	17	53.1	232	2	1	32	3	-4	0	84.4	3/18
at Green Bay	1/1	43	28	65.1	307	1	1	38	3	12	0	84.2	3/26
vs Atlanta	1/1	50	31	62.0	325	0	4	31	1	7	0	47.5	5/55
at New Orleans	1/1	36	23	63.9	256	3	0	52	1	9	0	112.7	4/26
vs Washington	1/1	46	27	58.7	278	2	1	33	4	22	1	81.7	7/65
at Atlanta	1/1	41	28	68.3	293	1	2	39	6	24	0	76.6	4/48
vs Seattle	1/1	41	25	61.0	293	1	3	22	5	25	0	58.7	1/8
at Indianapolis					DID NOT PLAY								
Total	**12/12**	**448**	**278**	**62.1**	**3,027**	**17**	**15**	**52t**	**30**	**101**	**1**	**80.6**	**44/388**

ALLEN CAREER STATISTICS

YR	Team	GP/GS	ATT	CMP	PCT	YDS	TD	INT	LNG	RSH	YDS	TD	RTG	SK/YDS
2018	Carolina	2/1	31	20	64.5	266	2	0	53	5	19	1	113.1	0/0
2019	Carolina	12/12	448	278	62.1	3027	17	15	52t	30	101	1	80.6	44/388
Total		**14/13**	**479**	**298**	**62.2**	**3,293**	**19**	**15**	**53**	**35**	**120**	**2**	**82.7**	**44/388**



WILL GRIER

6'1" // 220

WEST VIRGINIA

CHARLOTTE, N.C.

3

QB

ROOKIE NFL SEASON
ROOKIE PANTHERS SEASON

TRANSACTIONS: Drafted by the Carolina Panthers in the third round of the 2019 Draft (100th overall).

2019 GAME-BY-GAME

Opponent	GP/GS	ATT	CMP	PCT	YDS	TD	INT	LNG	RSH	YDS	TD	RTG	SK/YDS
vs LA Rams				INACTIVE									
vs Tampa Bay				INACTIVE									
at Arizona				DID NOT PLAY									
at Houston				DID NOT PLAY									
vs Jacksonville				DID NOT PLAY									
at Tampa Bay				DID NOT PLAY									
at San Francisco				DID NOT PLAY									
vs Tennessee				DID NOT PLAY									
at Green Bay				DID NOT PLAY									
vs Atlanta				DID NOT PLAY									
at New Orleans				DID NOT PLAY									
vs Washington				DID NOT PLAY									
at Atlanta				DID NOT PLAY									
vs Seattle				DID NOT PLAY									
at Indianapolis	1/1	44	27	61.7	224	0	3	28	4	17	0	46.0	5/37
Total	**1/1**	**44**	**27**	**61.7**	**224**	**0**	**3**	**28**	**4**	**17**	**0**	**46.0**	**5/37**

GRIER CAREER STATISTICS

YR	Team	GP/GS	ATT	CMP	PCT	YDS	TD	INT	LNG	RSH	YDS	TD	RTG	SK/YDS
2019	Carolina	1/1	44	27	61.7	224	0	3	28	4	17	0	46.0	5/37
Total		**1/1**	**44**	**27**	**61.7**	**224**	**0**	**3**	**28**	**4**	**17**	**0**	**46.0**	**5/37**

RUNNING BACKS

ALEX ARMAH

6'2" // 255

WEST GEORGIA

LAWRENCEVILLE, GA

40

FB

3RD NFL SEASON

3RD PANTHERS SEASON

TRANSACTIONS: Selected in the sixth round (192nd overall) of the NFL Draft by Carolina (4/29/17).

2019 GAME-BY-GAME

Opponent	G/GS	RSH	YDS	AVG	LNG	TD	REC	YDS	AVG	LNG	TD
vs LA Rams	1/0	1	1	1.0	1	1	0	0	-	-	0
vs Tampa Bay	1/0	0	0	-	-	0	0	0	-	-	0
at Arizona	1/0	1	4	4.0	4	0	1	2	2.0	2	0
at Houston	1/0	0	0	-	-	0	0	0	-	-	0
vs Jacksonville	1/0	0	0	-	-	0	1	4	4.0	4	0
at Tampa Bay	1/0	2	4	2.0	3	0	0	0	-	-	0
at San Francisco	1/0	0	0	-	-	0	0	0	-	-	0
vs Tennessee	1/0	0	0	-	-	0	0	0	-	-	0
at Green Bay	1/1	0	0	-	-	0	0	0	-	-	0
vs Atlanta	1/0	0	0	-	-	0	0	0	-	-	0
at New Orleans	1/0	1	0	0.0	0	0	0	0	-	-	0
vs Washington	1/0	1	2	2.0	2	0	0	0	-	-	0
at Atlanta	1/0	0	0	-	-	0	0	0	-	-	0
vs Seattle	1/0	0	0	-	-	0	0	0	-	-	0
at Indianapolis	1/0	0	0	-	-	0	0	0	-	-	0
Total	**15/1**	**6**	**11**	**1.8**	**4**	**1**	**2**	**6**	**3.0**	**4**	**0**

ARMAH CAREER STATISTICS

YR	Team	G/GS	RSH	YDS	AVG	LNG	TD	REC	YDS	AVG	LNG	TD
2017	Carolina	9/0	0	0	-	-	0	0	0	-	-	0
2018	Carolina	16/2	9	15	1.7	4	2	1	5	5.0	5	0
2019	Carolina	15/1	6	11	1.8	4	1	2	6	3.0	4	0
Total		**40/3**	**15**	**26**	**1.7**	**4**	**3**	**3**	**11**	**3.7**	**5**	**0**

SINGLE-GAME CAREER HIGHS

RUSH ATTEMPTS	2	2x, last at Tampa Bay (10/13/19)
RUSHING YARDS	4	3x, last at Tampa Bay (10/13/19)
LONG RUSH	4	2x, last vs. New York Giants (10/7/18)
RUSHING TDS	1	3x, last vs. Los Angeles Rams (9/8/19)
RECEPTIONS	1	2x, last vs. Jacksonville (10/6/19)

REGGIE BONNAFON

6'0" // 215

LOUISVILLE

LOUISVILLE, KY

39

RB

1ST NFL SEASON

2ND PANTHERS SEASON

TRANSACTIONS: Signed as an undrafted rookie free agent by Carolina (5/10/18)...Waived by Carolina (9/1/18)...Signed to Carolina practice squad (9/2/18).

2019 GAME-BY-GAME

Opponent	G/GS	RSH	YDS	AVG	LNG	TD	REC	YDS	AVG	LNG	TD
vs LA Rams	1/0	0	0	-	-	0	0	0	-	-	0
vs Tampa Bay	1/0	0	0	-	-	0	0	0	-	-	0
at Arizona	1/0	2	5	2.5	4	0	0	0	-	-	0
at Houston	1/0	0	0	-	-	0	0	0	-	-	0
vs Jacksonville	1/0	5	80	16.0	59t	1	0	0	-	-	0
at Tampa Bay	1/0	0	0	-	-	0	0	0	-	-	0
vs San Francisco	1/0	1	4	4.0	4	0	1	3	3.0	3	0
vs Tennessee	1/0	3	6	2.0	4	0	1	7	7.0	7	0
at Green Bay	1/0	0	0	-	-	0	0	0	-	-	0
vs Atlanta	1/0	0	0	-	-	0	2	8	4.0	6	0
at New Orleans	1/0	0	0	-	-	0	0	0	-	-	0
vs Washington	1/0	0	0	-	-	0	0	0	-	-	0
at Atlanta	1/0	1	6	6.0	6	0	0	0	-	-	0
vs Seattle	1/0	0	0	-	-	0	0	0	-	-	0
at Indianapolis	1/0	2	12	6.0	7	0	0	0	-	-	0
Total	**15/0**	**14**	**113**	**8.1**	**59t**	**1**	**4**	**18**	**4.5**	**7**	**0**

BONNAFON CAREER STATISTICS

YR	Team	G/GS	RSH	YDS	AVG	LNG	TD	REC	YDS	AVG	LNG	TD
2018	Carolina	0/0	0	0	-	-	0	0	0	-	-	0
2019	Carolina	15/0	14	113	8.1	59t	1	2	10	5.0	7	0
Total		**15/0**	**14**	**113**	**8.1**	**59t**	**1**	**2**	**10**	**5.0**	**7**	**0**

SINGLE-GAME CAREER HIGHS

RUSH ATTEMPTS	5	vs. Jacksonville (10/6/19)
RUSHING YARDS	80	vs. Jacksonville (10/6/19)
LONG RUSH	59t	vs. Jacksonville (10/6/19)
RUSHING TDS	1	vs. Jacksonville (10/6/19)

MIKE DAVIS

5'9" // 220

SOUTH CAROLINA

STONE MOUNTAIN, GA

27

RB

5TH NFL SEASON
1ST PANTHERS SEASON

TRANSACTIONS: Drafted by San Francisco in the fourth round of the 2015 NFL Draft...Waived by San Francisco (5/5/17)...Claimed by Seattle (5/8/17)...Waived by Seattle (9/2/17)...Signed to Seattle practice squad (9/3/17)...Signed to Seattle active roster (11/14/17)...Signed as a free agent with Chicago (3/22/18)...Waived by Chicago (11/9/19)...Claimed off waivers by Carolina (11/11/19)

2019 GAME-BY-GAME

CHICAGO

Opponent	G/GS	RSH	YDS	AVG	LNG	TD	REC	YDS	AVG	LNG	TD
vs Green Bay	1/1	5	19	3.8	8	0	6	17	2.8	7	0
at Denver	1/0	3	1	0.3	2	0	0	0	0	0	0
at Washington	1/0	1	2	2.0	2	0	0	0	0	0	0
vs Minnesota				inactive							
at Oakland	1/0	0	0	0	0	0	0	0	0	0	0
vs New Orleans	1/0	0	0	0	0	0	0	0	0	0	0
vs LA Chargers	1/0	2	3	1.5	3	0	1	5	5.0	5	0
at Philadelphia	1/0	0	0	0	0	0	0	0	0	0	0
Total	**7/1**	**11**	**25**	**2.4**	**8**	**0**	**7**	**22**	**3.0**	**7**	**0**

CAROLINA

Opponent	G/GS	RSH	YDS	AVG	LNG	TD	REC	YDS	AVG	LNG	TD
vs Atlanta				inactive							
at New Orleans				inactive							
vs Washington	1/0	0	0	-	-	0	0	0	-	-	0
at Atlanta	1/0	0	0	-	-	0	0	0	-	-	0
vs Seattle	1/0	0	0	-	-	0	0	0	-	-	0
at Indianapolis	1/0	0	0	-	-	0	0	0	-	-	0
Total	**4/0**	**0**	**0**	**-**	**-**	**0**	**0**	**0**	**-**	**-**	**0**

DAVIS CAREER STATISTICS

YR	Team	G/GS	RSH	YDS	AVG	LNG	TD	REC	YDS	AVG	LNG	TD
2015	San Fran.	6/0	35	58	1.7	13	0	7	38	5.4	11	0
2016	San Fran.	8/1	19	50	2.6	8	1	3	25	8.3	10	0
2017	Seattle	6/6	68	240	3.5	33	0	15	131	8.7	23	0
2018	Seattle	15/2	112	514	4.6	37	4	34	214	6.3	18	0
2019	Chicago	7/1	11	25	2.3	8	0	7	22	3.1	7	0
2019	Carolina	4/0	0	0	-	-	0	0	0	-	-	0
Total		**46/10**	**245**	**887**	**3.6**	**37**	**5**	**66**	**430**	**6.5**	**23**	**0**

CHRISTIAN McCAFFREY

22

RB

5'11" // 205

STANFORD

HIGHLANDS RANCH, COLO

3RD NFL SEASON
3RD PANTHERS SEASON

TRANSACTIONS: Drafted by Carolina in the first round (8th overall) of the 2017 NFL Draft.

SINGLE-SEASON NFL RECORDS

- 109 receptions, most by a running back in NFL history (2019)
- First player in NFL history with 50 rushing and 50 receiving yards in five consecutive games (Weeks 9-13, 2018)
- Second player in NFL history with 50 yards rushing, receiving and passing in same game (vs. New Orleans 12/17/18)
- Third player in NFL history with over 1,000 rushing yards and 100 receptions in single season (2018)
- Third player in NFL history with at least 1,500 career rushing and 1,500 career receiving yards in his first two seasons (2017-18)
- First rookie running back in NFL history with at least 70 receptions and five receiving touchdowns (2017)

SINGLE-SEASON FRANCHISE RECORDS

- 1,965 scrimmage yards (2018), most by any player
- 109 receptions (2019), most by any player (2019)
- 933 receiving yards (2019), most by a running back
- 6 receiving touchdowns (2018), most by a running back
- 41 receiving first downs (2018), most by a running back
- 851 yards after the catch (2018), most by any player since stat became available in 2010
- Holds rookie single-season records from 2017 for most receptions (80), scrimmage yards (1,086), yards after catch (593) and first downs (57) by any player

SINGLE-GAME FRANCHISE RECORDS

- 15 receptions at Indianapolis (12/22), most by a running back in franchise history
- 121 receiving yards vs. Atlanta (11/17), the most by a running back
- 237 scrimmage yards vs. Jacksonville (10/6), the most by any player
- First player in franchise history with 100 rushing and 100 receiving yards in same game in franchise history (vs. Seattle, 11/25)
- First non-quarterback with a touchdown pass in franchise history (vs. New Orleans 12/17)
- His 10 receptions against Philadelphia (10/12/17) were most by a rookie in single game in franchise history
- Most scrimmage yards (117), receiving yards (101) and longest reception (56) by a rookie in a playoff game

CAREER FRANCHISE RECORDS

- Holds franchise record for most scrimmage yards by any player in first two seasons as a Panther.
- Most career receptions, receiving touchdowns, and receiving first downs by a running back.
- First in career receiving yards by a running back in franchise history.

2019 GAME-BY-GAME

Opponent	G/GS	RSH	YDS	AVG	LNG	TD	REC	YDS	AVG	LNG	TD
vs LA Rams	1/1	19	128	6.7	23	2	10	81	8.1	17	0
vs Tampa Bay	1/1	16	37	2.3	10	0	2	16	8.0	10	0
at Arizona	1/1	24	153	6.4	76t	1	3	35	11.7	18	0
at Houston	1/1	27	93	3.4	13	1	10	86	8.6	21	0
vs Jacksonville	1/1	19	176	9.3	84t	2	6	61	10.2	18t	1
at Tampa Bay	1/1	22	31	1.4	10	1	4	26	6.5	25t	1
at San Francisco	1/1	14	117	8.4	40t	1	4	38	9.5	24	0
vs Tennessee	1/1	24	146	6.1	58t	2	3	20	6.7	10	1
at Green Bay	1/1	20	108	5.4	18	1	6	33	5.5	11	0
vs Atlanta	1/1	14	70	5.0	18	0	11	121	11.0	23	0
at New Orleans	1/1	22	64	2.9	9	1	9	69	7.7	23	1
vs Washington	1/1	14	44	3.1	12	0	7	58	8.3	15	0
at Atlanta	1/1	11	53	4.8	11	0	11	82	7.5	13	0
vs Seattle	1/1	19	87	4.9	15t	2	8	88	11.0	18	0
at Indianapolis	1/1	13	54	4.2	14	0	15	119	7.9	13	0
Total	**15/15**	**278**	**1,361**	**4.9**	**84t**	**12**	**109**	**933**	**8.6**	**25t**	**4**

McCAFFREY CAREER STATISTICS

		RUSHING							RECEIVING				
Year	Team	GP	GS	Att	Yds	Avg	Lg	TD	No	Yds	Avg	Lg	TD
2017	Carolina	16	10	117	435	3.7	40	2	80	651	8.1	37	5
2018	Carolina	16	16	219	1098	5.0	59	7	107	867	8.1	38	6
2019	Carolina	15	15	278	1361	4.9	84t	14	109	933	8.6	27t	4
Totals		**47**	**41**	**614**	**2,894**	**4.7**	**84t**	**23**	**296**	**2,451**	**8.3**	**38**	**15**

		KICKOFF RETURNS					PUNT RETURNS					
Year	Team	No	Yds	Avg	Lg	TD	No	Yds	Avg	FC	Lg	TD
2017	Carolina	3	58	19.3	21	0	22	162	7.4	9	21	0
Totals		**3**	**58**	**19.3**	**21**	**0**	**22**	**162**	**7.4**	**9**	**21**	**0**

SINGLE-GAME CAREER HIGHS

TOTAL SCRIMMAGE YARDS	237	2x, last vs. Jacksonville (10/6/19)
RUSH ATTEMPTS	28	vs. Cincinnati (9/23/18)
RUSHING YARDS	184	vs. Cincinnati (9/23/18)
LONG RUSH	84t	vs. Jacksonville (10/6/19)
RUSHING TDS	2	6x, last vs. Seattle (12/15/19)
RECEPTIONS	15	at Indianapolis (12/22/19)
RECEIVING YARDS	121	vs. Atlanta (11/17/19)
LONG RECEPTION	38	vs. Seattle (11/25/18)
RECEIVING TDS	2	at Pittsburgh (11/8/18)
PUNT RETURN LONG	25	vs. Philadelphia (10/12/17)
KICKOFF RETURN LONG	21	at New England (10/1/17)

WIDE RECEIVERS



CHRIS HOGAN

6'1" // 210

MONMOUTH

WYCKOFF, N.J.

15

WR

7TH NFL SEASON
1ST PANTHERS SEASON

TRANSACTIONS: Signed as an undrafted free agent by San Francisco (7/27/11)...Waived by San Francisco (9/3/11)...Signed to N.Y. Giants practice squad (9/13/11)...Released from N.Y. Giants practice squad (9/23/11)...Signed to Miami practice squad (12/27/11)...Waived by Miami (8/31/12)...Signed to Miami practice squad (9/2/12)...Released by Miami (9/11/12)...Signed to Buffalo practice squad (11/6/12)...Signed to Buffalo active roster from practice squad (12/18/12)...Signed as a restricted free agent with New England (3/11/16)...Signed as an unrestricted free agent with Carolina (4/12/19).

2019 GAME-BY-GAME

Opponent	G/GS	REC	YDS	AVG	LNG	TD
vs LA Rams	1/0	0	0	-	-	0
vs Tampa Bay	1/0	1	12	12.0	12	0
at Arizona	1/0	1	6	6.0	6	0
at Houston	1/0	1	6	6.0	6	0
vs Jacksonville		INJURED RESERVE - KNEE				
at Tampa Bay		INJURED RESERVE - KNEE				
at San Francisco		INJURED RESERVE - KNEE				
vs Tennessee		INJURED RESERVE - KNEE				
at Green Bay		INJURED RESERVE - KNEE				
vs Atlanta		INJURED RESERVE - KNEE				
at New Orleans		INJURED RESERVE - KNEE				
vs Washington		INJURED RESERVE - KNEE				
at Atlanta		INJURED RESERVE - KNEE				
vs Seattle	1/0	1	13	13.0	13	0
at Indianapolis	1/0	2	16	8.0	9	0
Total	**6/0**	**6**	**53**	**8.8**	**13**	**0**

Additional Stats: Special Teams

vs Tampa Bay 1 Tackle

KICKOFF RETURNS

Opponent	No	Yds	Avg	Lg	TD
vs LA Rams	0	0	-	-	0
vs Tampa Bay	1	21	21.0	21	0
at Arizona	0	0	0.0	0	0
Totals	**1**	**21**	**21.0**	**21**	**0**

HOGAN CAREER STATISTICS

RECEIVING

Year	Team	GP	GS	No	Yds	Avg	Lg	TD
2013	Buffalo	16	0	10	83	8.3	16	0
2014	Buffalo	16	2	41	426	10.4	31	4
2015	Buffalo	16	4	36	450	12.5	46	2
2016	New England	15	14	38	680	17.9	79	4
2017	New England	9	7	34	439	12.9	47	5
2018	New England	16	7	35	532	15.2	63	3
2019	Carolina	6	0	6	53	8.0	13	0
Totals		**94**	**34**	**200**	**2,724**	**13.6**	**79**	**18**

RUSHING

Year	Team	No	Yds	Avg	Lg	TD
2015	Buffalo	1	4	4.0	4	0
2016	New England	3	9	3.0	6	0
2017	New England	3	17	5.7	13	0
Totals		**7**	**30**	**4.3**	**13**	**0**

KICKOFF RETURNS

Year	Team	No	Yds	Avg	Lg	TD
2019	Carolina	1	21	21.0	21	0

DJ MOORE

6'0" // 210

MARYLAND

PHILADELPHIA, PA

12

WR

2ND NFL SEASON
2ND PANTHERS SEASON

TRANSACTIONS: Drafted by the Carolina Panthers in the first round of the 2018 Draft (24th overall).

NFL RANKINGS

- Led all NFL wide receivers with 7.7 average yards after catch in 2018.
- Led all rookie wide receivers with 960 scrimmage yards in 2018.
- Ranked second among all wide receivers with 172 rushing yards.

HONORS

- PFWA All-Rookie Team (2018)

2019 GAME-BY-GAME

Opponent	G/GS	REC	YDS	AVG	LNG	TD
vs LA Rams	1/1	7	76	10.9	15	0
vs Tampa Bay	1/1	9	89	9.9	18	0
at Arizona	1/1	1	52	52.0	52t	1
at Houston	1/1	3	44	14.7	16	0
vs Jacksonville	1/1	6	91	15.2	52	0
at Tampa Bay	1/1	7	73	10.4	23	0
at San Francisco	1/1	5	38	7.6	10	0
vs Tennessee	1/1	7	101	14.4	32	0
at Green Bay	1/1	9	120	13.3	38	0
vs Atlanta	1/1	8	95	11.9	31	0
at New Orleans	1/1	6	126	21.0	52	2
vs Washington	1/1	6	75	12.5	21	1
at Atlanta	1/1	4	81	20.3	39	0
vs Seattle	1/1	8	113	14.1	22	0
at Indianapolis	1/1	1	1	1.0	1	0
Total	**15/15**	**87**	**1,175**	**13.5**	**52t**	**4**

MOORE CAREER STATISTICS

			RECEIVING					RUSHING				
Year	Team	GP/GS	No	Yds	Avg	Lg	TD	No	Yds	Avg	Lg	TD
2018	Carolina	16/10	55	788	14.3	82	2	13	172	13.2	32	0
2019	Carolina	15/15	87	1,175	13.5	52t	4	6	40	6.7	13	0
Total		**31/25**	**142**	**1,963**	**13.8**	**82**	**6**	**19**	**212**	**11.2**	**32**	**0**

KICKOFF RETURNS

Year	Team	No	Yds	Avg	Lg	TD
2018	Carolina	5	119	23.8	32	0
Total		**5**	**119**	**23.8**	**32**	**0**

MOORE SINGLE-GAME CAREER HIGHS

RECEPTIONS	9	vs. Tampa Bay (9/12/19)
RECEIVING YARDS	157	at Detroit (11/18/18)
RECEIVING TDs	2	at New Orleans (11/24/19)
LONGEST RECEPTION	82	at Detroit (11/18/18)
RUSHING YARDS	39	vs. Baltimore (10/28/18)
RUSHING LONG	32	vs. Tampa Bay (11/4/18)
LONG PUNT RETURN	16	vs. Washington (12/1/19)
LONG KICK RETURN	32	vs. Seattle (11/25/18)

CURTIS SAMUEL

10 WR

5'11" // 195

OHIO STATE

BROOKLYN, N.Y.

3RD NFL SEASON
3RD PANTHERS SEASON

TRANSACTIONS: Selected in the second round (40th overall) of the NFL Draft by Carolina (4/28/17)...Placed on injured reserve with broken ankle (11/24/17)...Placed on non-football injury list (ankle) (7/25/18)…Passed physical (8/1/18).

2019 GAME-BY-GAME

		RECEIVING					RUSHING				
Opponent	**G/GS**	**REC**	**YDS**	**AVG**	**LNG**	**TD**	**Att**	**Yds**	**Avg**	**Lg**	**TD**
vs LA Rams	1/1	3	32	10.7	16	0	0	0	-	-	0
vs Tampa Bay	1/1	5	91	18.2	44	0	1	2	2	2	0
at Arizona	1/1	5	53	10.6	15	1	0	0	-	-	0
at Houston	1/1	3	32	10.7	16	0	1	1	1.0	1	0
vs Jacksonville	1/1	3	19	6.3	7	0	2	25	12.5	16	0
at Tampa Bay	1/1	4	70	17.5	30	1	1	8	8.0	8	0
at San Francisco	1/1	4	46	11.5	20	0	1	8	8.0	8	0
vs Tennessee	1/1	3	64	21.3	32	1	1	10	10.0	10	0
at Green Bay	1/0	4	35	8.8	15	1	0	0	-	-	0
vs Atlanta	1/1	4	25	6.3	14	0	0	0	-	-	0
at New Orleans	1/1	1	9	9.0	9	0	4	40	10.0	9	0
vs Washington	1/1	4	65	16.3	33	1	0	0	-	-	0
at Atlanta	1/1	2	25	12.5	13	0	3	17	5.7	13	0
vs Seattle	1/1	5	31	6.2	12	1	4	23	5.8	13	0
at Indianapolis	1/1	2	17	8.5	12	0	2	4	2.0	3	0
Total	**15/14**	**52**	**614**	**11.8**	**44**	**6**	**19**	**130**	**6.8**	**16**	**1**

SAMUEL CAREER STATISTICS

			RECEIVING						RUSHING				
Year	**Team**	**GP**	**GS**	**No**	**Yds**	**Avg**	**Lg**	**TD**	**No**	**Yds**	**Avg**	**Lg**	**TD**
2017	Carolina	9	4	15	115	7.7	23	0	4	64	16.0	31	0
2018	Carolina	13	8	39	494	12.7	53t	5	8	84	10.5	33t	2
2019	Carolina	15	14	52	614	11.8	44	6	19	130	6.8	16	1
Totals		**37**	**26**	**106**	**1,223**	**11.7**	**53t**	**11**	**31**	**278**	**9.0**	**33t**	**3**

		KICKOFF RETURNS				
Year	**Team**	**No**	**Yds**	**Avg**	**Lg**	**TD**
2017	Carolina	10	221	22.1	33	0
2018	Carolina	10	209	20.9	32	0
Totals		**20**	**430**	**21.5**	**33**	**0**

SINGLE-GAME CAREER HIGHS

RECEPTIONS	7	vs. Atlanta (12/23/18)
RECEIVING YARDS	91	vs. Tampa Bay (9/12/19)
RECEIVING TDS	1	9x, last at Tampa Bay (10/13/19)
RUSH ATTEMPTS	4	at New Orleans (11/24/19)
RUSHING YARDS	40	at New Orleans (11/24/19)
RUSHING LONG	33	vs. Tampa Bay (11/4/18)
RUSHING TDS	1	4x, last vs Seattle (12/15/19)

DEANDREW WHITE

18 WR

6'0" // 195

ALABAMA

HOUSTON, TEXAS

2ND NFL SEASON
2ND PANTHERS SEASON

TRANSACTIONS: Signed as an undrafted free agent by San Francisco (5/5/15)…Waived by San Francisco (9/3/16)…Signed to New England practice squad (9/14/16)…Waived by New England (6/22/17)…Signed as a free agent with Houston (8/1/17)…Waived injured with Houston (8/14/17)…Signed to Houston practice squad (11/29/17)…Signed to active roster by Houston (12/5/17)…Waived by Houston (8/13/18)…Claimed off waivers by Denver (8/14/18)…Waived by Denver (9/1/18)…Signed to Carolina practice squad (9/11/18)...Released from Carolina practice squad (10/1/18)...Signed to Carolina practice squad (12/5/18)...Signed to reserve future contract with Carolina (12/31/18)...Waived by Carolina (8/31/19)...Signed to Carolina practice squad (9/1/19).

2019 GAME-BY-GAME

Opponent	**G/GS**	**REC**	**YDS**	**AVG**	**LNG**	**TD**
at San Francisco	1/0	1	8	8.0	8	0
vs Tennessee	1/0	0	0	-	-	0
at Green Bay	1/0	0	0	-	-	0
vs Atlanta	1/0	0	0	-	-	0
at New Orleans	1/0	0	0	-	-	0
vs Washington	1/0	0	0	-	-	0
at Atlanta	1/0	0	0	-	-	0
vs Seattle	1/0	0	0	-	-	0
at Indianapolis	1/0	1	12	12.0	12	0
Total	**9/0**	**2**	**20**	**10.0**	**12**	**0**

WHITE CAREER STATISTICS

RECEIVING

Year	**Team**	**GP/GS**	**No**	**Yds**	**Avg**	**Lg**	**TD**
2019	Carolina	9/0	2	20	10.0	12	0
Totals		**9/0**	**2**	**20**	**10.0**	**12**	**0**

KICKOFF RETURNS

Year	**Team**	**Att**	**Yds**	**Avg**	**Lg**	**TD**
2019	Carolina	9	201	22.3	36	0
Totals		**9**	**201**	**22.3**	**36**	**0**

JARIUS WRIGHT

5'10" // 191

ARKANSAS
WARREN, ARK

13
WR

8TH NFL SEASON
2ND PANTHERS SEASON

TRANSACTIONS: Selected by the Minnesota Vikings in the fourth round (134th overall) of 2012 Draft…Signed contract extension with Minnesota (9/10/15)…Renegotiated contract with Minnesota (9/2/17)…Terminated as a vested veteran with Minnesota (3/17/18)…Signed as a free agent by the Carolina Panthers (3/20/18).

2019 GAME-BY-GAME

Opponent	G/GS	REC	YDS	AVG	LNG	TD
vs LA Rams	1/0	1	14	14.0	14	0
vs Tampa Bay	1/0	2	15	7.5	9	0
at Arizona	1/1	2	38	19.0	33	0
at Houston	1/0	5	59	11.8	27	0
vs Jacksonville	1/0	1	6	6.0	6	0
at Tampa Bay	1/1	1	6	6.0	6	0
at San Francisco	1/1	2	12	2.0	10	0
vs Tennessee	1/0	0	0	-	-	0
at Green Bay	1/0	1	21	21.0	21	0
vs Atlanta	1/1	1	19	19.0	19	0
at New Orleans	1/1	1	4	4.0	4	0
vs Washington	1/1	3	34	11.3	14	0
at Atlanta	1/1	4	30	7.5	15	0
vs Seattle	1/1	1	9	9.0	9	0
at Indianapolis	1/1	1	19	19.0	19	0
Total	**15/9**	**26**	**286**	**11.0**	**33**	**0**

WRIGHT CAREER STATISTICS

RECEIVING

Year	Team	GP/GS	No	Yds	Avg	Lg	TD
2012	Minnesota	7/1	22	310	14.1	65	2
2013	Minnesota	16/3	26	434	16.7	42	3
2014	Minnesota	16/7	42	588	14.0	87	2
2015	Minnesota	16/3	34	442	13.0	52	0
2016	Minnesota	8/1	11	67	6.1	11	1
2017	Minnesota	16/0	18	198	11.0	30	2
2018	Carolina	16/6	43	447	10.4	33	1
2019	Carolina	15/9	26	286	11.0	33	0
Totals		**110/30**	**222**	**2,772**	**12.5**	**87**	**11**

RUSHING

Year	Team	Att	Yds	Avg	Lg	TD
2012	Minnesota	2	11	5.5	8	0
2014	Minnesota	5	71	14.2	27	0
2015	Minnesota	1	29	29.0	29	0
2018	Carolina	2	39	19.5	34	0
2019	Carolina	1	-7	-7.0	-7	0
Totals		**11**	**143**	**13.0**	**34**	**0**

KICKOFF RETURNS

Year	Team	Att	Yds	Avg	Lg	TD
2013	Minnesota	1	9	9.0	9	0
Totals		**1**	**9**	**9.0**	**9**	**0**

SINGLE-GAME CAREER HIGHS

RECEPTIONS	8	vs. Atlanta (9/28/14)
RECEIVING YARDS	132	vs. Atlanta (9/28/14)
LONG RECEPTION	87	vs. N.Y. Jets (12/7/14)
RECEIVING TDS	2	at Seattle (11/17/13)
LONG TD RECEPTION	87	vs. N.Y. Jets (12/7/14)



BRANDON ZYLSTRA

6'2" // 215

CONCORDIA
NEW LONDON, MINN.

11
WR

2ND NFL SEASON
1ST PANTHERS SEASON

TRANSACTIONS: Signed a reserve future contract with Minnesota (1/3/18)...Waived by Minnesota (8/31/19)...Claimed off waivers by Carolina (9/1/19).

2019 GAME-BY-GAME

Opponent	G/GS	REC	YDS	AVG	LNG	TD
vs LA Rams			INACTIVE			
vs Tampa Bay			INACTIVE			
at Arizona			INACTIVE			
at Houston			INACTIVE			
vs Jacksonville	1/0	0	0	-	-	0
at Tampa Bay	1/0	0	0	-	-	0
at San Francisco	1/0	0	0	-	-	0
vs Tennessee	1/0	0	0	-	-	0
at Green Bay			INACTIVE			
vs Atlanta			INACTIVE			
at New Orleans			INACTIVE			
vs Washington			INACTIVE			
at Atlanta	1/0	1	7	7.0	7	0
vs Seattle	1/0	0	0	-	-	0
at Indianapolis	1/0	1	3	3.0	3	0
Total	**7/0**	**2**	**10**	**5.0**	**7**	**0**

ZYLSTRA CAREER STATISTICS

RECEIVING

Year	Team	GP/GS	No	Yds	Avg	Lg	TD
2018	Minnesota	16/0	1	23	23.0	23	0
2019	Carolina	7/0	2	10	5.0	7	0
Totals		**23/0**	**3**	**33**	**11.0**	**23**	**0**

TIGHT ENDS



CHRIS MANHERTZ

6'6" // 255

CANISIUS
NEW YORK, N.Y.

82
TE

4TH NFL SEASON
4TH PANTHERS SEASON

TRANSACTIONS: Signed as a free agent by Buffalo (12/30/14)...Waived by Buffalo (8/19/15)...Signed as a free agent by New Orleans (8/24/15)...Waived by New Orleans (9/5/15)...Signed to practice squad by New Orleans (9/7/15)...Signed as a free agent by New Orleans (1/5/16)...Waived by New Orleans (10/15/16)...Claimed off waivers by Carolina (10/17/16)...Placed on injured reserve with an ankle injury (1/2/18)...Placed on physically unable to perform list (7/25/18)...Passed physical, cleared to active roster (8/31/18)...Signed two-year contract with Carolina (1/29/19).

2019 GAME-BY-GAME

Opponent	G/GS	REC	YDS	AVG	LNG	TD
vs LA Rams	1/1	0	0	-	-	0
vs Tampa Bay	1/1	0	0	-	-	0
at Arizona	1/0	0	0	-	-	0
at Houston	1/1	0	0	-	-	0
vs Jacksonville			INACTIVE			
at Tampa Bay	1/0	0	0	-	-	0
at San Francisco	1/0	0	0	-	-	0
vs Tennessee	1/1	0	0	-	-	0
at Green Bay	1/1	0	0	-	-	0
vs Atlanta	1/0	0	0	-	-	0
at New Orleans	1/0	0	0	-	-	0
vs Washington	1/0	0	0	-	-	0
at Atlanta	1/0	1	11	11.0	11	0
vs Seattle	1/0	0	0	-	-	0
at Indianapolis	1/0	0	0	-	-	0
Total	**14/5**	**1**	**11**	**11.0**	**11**	**0**

MANHERTZ CAREER STATISTICS

		RECEIVING						
Year	**Team**	**GP**	**GS**	**No**	**Yds**	**Avg**	**Lg**	**TD**
2016	N.O. / Car.	7	2	1	10	10.0	10	0
2017	Carolina	16	4	2	17	8.5	11	0
2018	Carolina	16	4	2	52	26.0	50t	1
2019	Carolina	14	5	1	11	11.0	11	0
Totals		**53**	**15**	**6**	**90**	**15.0**	**50t**	**1**

SINGLE-GAME CAREER HIGHS

RECEPTIONS	1	6x, last at Atlanta (12/8/19)
RECEIVING YARDS	50	vs. New Orleans (12/17/18)
LONG RECEPTION	50	vs. New Orleans (12/17/18)

GREG OLSEN

6'5" // 255

MIAMI
WAYNE, N.J.

88
TE

13TH NFL SEASON
9TH PANTHERS SEASON

TRANSACTIONS: Selected in the first round (31st overall) of the NFL Draft by Chicago (4/28/07)...Traded by Chicago to Carolina in exchange for a 2012 third-round draft choice (7/29/11)...Signed to contract extension by Carolina (7/31/11)...Signed to contract extension by Carolina (3/6/15)...Placed on injured reserve (foot) by Carolina (9/19/17)...Activated from injured reserve to active roster (11/24/17)...Placed on injured reserve with foot injury (12/518).

NFL RANKINGS

- Fifth tight end in NFL history to surpass 8,000 career receiving yards.
- Ranks fifth in NFL history for receiving yards among tight ends (8,399)...Currently ranks third in career receiving yards among active tight ends.
- Ranks fifth all-time in receptions among tight ends in NFL history.
- Ranked eighth all-time in receiving touchdowns among tight ends.
- In 2017, saw streak of 160 consecutive games played and 82 consecutive games started come to an end after Week Two vs. Buffalo (9/17/17) due to foot injury…Both streaks were the second-longest among active NFL tight ends at the time.
- In 2016, became the first tight end in NFL history to record 1,000 receiving yards in three consecutive seasons.

NFL POSTSEASON RANKINGS

- Ranks eighth in NFL history for receiving yards (631) and 11th (41) in receptions among tight ends in the postseason...His 70.1 receiving yards per game ranks fifth among tight ends with at least five postseason games.

FRANCHISE RANKINGS

- Stands as franchise all-time leading tight end in terms of receiving yards, receptions and 100-yard receiving games...Ranks second among franchise tight ends in receiving touchdowns, behind Wesley Walls (44).
- Holds franchise record for most receiving yards in a single season by a tight end (1,104), set in 2015.
- Holds franchise record for most receptions in a single season by a tight end (84), set in 2014.
- Holds franchise record for single-game receiving yards by a tight end with 181, set vs. Tampa Bay (10/10/16).
- Owns the top five single-season receptions totals and five of the top six single-season receiving yards totals by a tight end in team history.
- Ranks third in franchise history in receiving yards and receptions, regardless of position.
- Ranks fourth in franchise history in receiving touchdowns, regardless of position.
- In 2017, saw streak of 160 consecutive games played and 82 consecutive games started come to an end after Week Two vs. Buffalo (9/17/17) due to foot injury…82 consecutive starts was third-longest streak in franchise history.

FRANCHISE POSTSEASON RANKINGS

- Ranks second in franchise history in receiving yards (488) and receptions (35) in the postseason, regardless of position.
- Has two 100-yard receiving games in the postseason, tied for second-most in franchise history.
- Holds franchise record for most receiving yards (113) and receptions (8) by a tight end in single postseason game.

OLSEN CONTINUED...

HONORS

- Pro Bowl (2016, 2015, 2014)
- AP All-Pro Second Team (2016, 2015)
- PFWA All-NFC (2016, 2015, 2014)
- Pro Football Weekly All-Rookie Team (2007)
- Walter Payton NFL Man of the Year Finalist (2017, 2016)

2019 GAME-BY-GAME

Opponent	G/GS	REC	YDS	AVG	LNG	TD
vs LA Rams	1/1	4	36	9.0	14	0
vs Tampa Bay	1/1	6	110	18.3	41	0
at Arizona	1/1	6	75	12.5	20	2
at Houston	1/1	2	5	2.5	3	0
vs Jacksonville	1/1	0	0	0.0	0	0
at Tampa Bay	1/1	4	52	13.0	18	0
at San Francisco	1/1	2	13	6.5	9	0
vs Tennessee	1/1	3	40	13.3	23	0
at Green Bay	1/1	8	98	12.3	18	0
vs Atlanta	1/1	5	57	11.4	26	0
at New Orleans	1/1	5	44	8.8	15	0
vs Washington	1/1	3	22	7.3	8	0
at Atlanta			INACTIVE			
vs Seattle			INACTIVE			
at Indianapolis	1/1	2	33	16.5	28	0
Total	**13/13**	**50**	**585**	**11.7**	**41**	**2**

OLSEN CAREER STATISTICS

RECEIVING

Year	Team	GP	GS	No	Yds	Avg	Lg	TD
2007	Chicago	14	4	39	391	10.0	31	2
2008	Chicago	16	7	54	574	10.6	52	5
2009	Chicago	16	15	60	612	10.2	41	8
2010	Chicago	16	13	41	404	9.9	39t	5
2011	Carolina	16	13	45	540	12.0	44t	5
2012	Carolina	16	16	69	843	12.2	47t	5
2013	Carolina	16	16	73	816	11.2	31	6
2014	Carolina	16	16	84	1008	12.0	38	6
2015	Carolina	16	16	77	1104	14.3	52	7
2016	Carolina	16	16	80	1073	13.4	78t	3
2017	Carolina	7	7	17	191	11.2	30t	1
2018	Carolina	9	9	27	291	10.8	23	4
2019	Carolina	13	13	50	585	11.7	41	2
Totals		**187**	**161**	**716**	**8,432**	**11.8**	**78t**	**59**

SINGLE-GAME CAREER HIGHS

RECEPTIONS	10	2x, last vs. Tampa Bay (12/14/14)
RECEIVING YARDS	181	vs. Tampa Bay (10/10/16)
LONG RECEPTION	78	vs. San Francisco (09/18/16)
RECEIVING TDS	3	vs. Arizona (11/8/09)
LONG TD RECEPTION	78	vs. San Francisco (09/18/16)

IAN THOMAS

6'4" // 260

INDIANA

BALTIMORE, MD

80

TE

4TH NFL SEASON
4TH PANTHERS SEASON

TRANSACTIONS: Drafted by the Carolina Panthers in the fourth round of the 2018 Draft (101st overall).

2019 GAME-BY-GAME

Opponent	G/GS	REC	YDS	AVG	LNG	TD
vs LA Rams	1/0	0	0	-	-	0
vs Tampa Bay	1/0	0	0	-	-	0
at Arizona	1/0	0	0	-	-	0
at Houston	1/0	0	0	-	-	0
vs Jacksonville	1/1	0	0	-	-	0
at Tampa Bay	1/0	0	0	-	-	0
at San Francisco	1/0	0	0	-	-	0
vs Tennessee	1/0	0	0	-	-	0
at Green Bay	1/0	0	0	-	-	0
vs Atlanta	1/0	0	0	-	-	0
at New Orleans	1/0	1	4	4.0	4	0
vs Washington	1/0	4	24	6.0	13	0
at Atlanta	1/1	5	57	11.4	19	1
vs Seattle	1/1	2	23	11.5	12	0
at Indianapolis	1/0	3	16	5.3	7	0
Total	**15/3**	**15**	**124**	**8.3**	**19**	**1**

THOMAS CAREER STATISTICS

RECEIVING

Year	Team	GP	GS	No	Yds	Avg	Lg	TD
2018	Carolina	16	6	36	333	9.3	31	2
2019	Carolina	15	3	15	124	8.3	19	1
Totals		**31**	**9**	**51**	**457**	**9.0**	**31**	**3**

SINGLE-GAME CAREER HIGHS

RECEPTIONS	9	at Cleveland (12/9/18)
RECEIVING YARDS	77	at Cleveland (12/9/18)
TOUCHDOWNS	1	3x, last at Atlanta (12/8/19)
LONG RECEPTION	31	at New Orleans (12/30/18)

OFFENSIVE LINE

DENNIS DALEY

6'6" // 325

SOUTH CAROLINA

COLUMBIA, S.C.

65

T

ROOKIE NFL SEASON
ROOKIE PANTHERS SEASON

TRANSACTIONS: Drafted in the sixth round (212th overall) in the 2019 NFL Draft by Carolina.

2019

vs Los Angeles (9/8): Served as a reseve lineman and saw action on special teams...**vs Tampa Bay (9/12):** Saw action on special teams and as an extra lineman in jumbo packages...**at Arizona (9/22):** Inactive...**at Houston (9/29):** Served as a reserve lineman...**vs Jacksonville (10/6):** Made first career start at left tackle and saw action on special teams...Helped clear running lanes for an offense that averaged a franchise-record 10.6 yards per rush...**at Tampa Bay (10/13):** Started at left tackle...**at San Francisco (10/27)**: Saw significant playing time on the offensive line, majority at left tackle...**vs Tennessee (11/3)**: Started at left tackle and helped clear running lanes to produce two rushing touchdowns...**at Green Bay (11/10)**: Started at left tackle and saw action on special teams...**vs Atlanta (11/17)**: Inactive...**at New Orleans (11/24)**: Saw action at guard and on special teams...**vs Washington (12/1)**: Started at left tackle and saw limited action on special teams...**at Atlanta (12/8)**: Started at left tackle and saw action on special teams...**vs Seattle (12/15)**: Started at left tackle and helped clear running lanes to produce 145 rushing yards and two rushing touchdowns...**at Indianapolis (12/22)**: Started at left tackle and played every offensive snap.



TYLER LARSEN

6'4" // 325

UTAH STATE

SANDY, UTAH

69

C

4TH NFL SEASON
4TH PANTHERS SEASON

TRANSACTIONS: Signed as an undrafted rookie free agent by Miami (5/13/14)...Waived by Miami (8/26/14)...Signed as a free agent by Washington (2/10/15)... Waived by Washington (9/5/15)... Signed as a free agent by Carolina (1/6/16)...Waived by Carolina (10/8/16)...Signed to practice squad by Carolina (10/11/16)...Signed as a free agent from practice squad by Carolina (11/4/16).

2019

vs Los Angeles (9/8): Served as a reseve lineman and saw action on special teams...**vs Tampa Bay (9/12):** Served as a reseve lineman and saw action on special teams...**at Arizona (9/22):** Saw action on special teams and as an extra lineman in jumbo packages...**at Houston (9/29):** Served as a reserve lineman and saw action on special teams...**vs Jacksonville (10/6):** Saw action on special teams...**at Tampa Bay (10/13):** Saw action on special teams...**at San Francisco (10/27)**: Saw action at center and on special teams...**vs Tennessee (11/3)**: Saw action on special teams...**at Green Bay (11/10)**: Saw action on special teams...**vs Atlanta (11/17)**: Saw action on special teams...**at New Orleans (11/24)**: Saw action on the offensive line and on special teams..**vs Washington (12/1)**: Saw limited action on the offensive line and on special teams...**at Atlanta (12/8)**: Saw action on special teams...**vs Seattle (12/15)**: Saw action on special teams...**at Indianapolis (12/22)**: Saw action on the offensive line and on special teams.

MATT KASKEY

6'7" // 325

DARTMOUTH

WINNETKA, ILL.

63

T

ROOKIE NFL SEASON
ROOKIE PANTHERS SEASON

TRANSACTIONS: Signed as an undrafted free agent with Los Angeles Rams (5/14/19)... Waived by Los Angeles (8/30/19)...Signed to Carolina practice squad (9/24/19)...Cut from Carolina practice squad (11/12/19)...Signed to Carolina practice squad (12/4/19)...Signed to active roster for Carolina (12/21/19).

2019

Indianapolis (12/22): Inactive.



TAYLOR MOTON

6'5" // 325

WESTERN MICHIGAN

OKEMOS, MICH

72

T

3RD NFL SEASON
3RD PANTHERS SEASON

TRANSACTIONS: Selected in the second round (64th overall) of the 2017 NFL Draft by Carolina (4/28/17)

2019

vs Los Angeles (9/8/19): Started at right tackle and provided running lanes for the Panthers to record 127 rushing yards...**vs Tampa Bay (9/12):** Started at right tackle...**at Arizona (9/22):** Started at right tackle and saw action on special teams...Helped clear running lanes for the Panthers to record 173 yards on the ground...**at Houston (9/29):** Started at right tackle and saw action on special teams...**vs Jacksonville (10/6):** Started at right tackle and helped block for an offense that produced 285 yards on the ground and averaged a franchise-record 10.6 yards per rush...**at Tampa Bay (10/13):** Started at right tackle...**at San Francisco (10/27)**: Started at left tackle and switched to right tackle after the first drive...**vs Tennessee (11/3)**: Started at right tackle and helped clear running lanes to produce 156 yards on the ground...**at Green Bay (11/10)**: Started at right tackle and helped block for an offense that gained 120 rushing yards...**vs Atlanta (11/17)**: Started at right tackle and saw action on special teams...**at New Orleans (11/24)**: Started at right tackle and saw action on special teams...Helped clear running lanes for the Panthers to record 121 yards and one touchdown on the ground...**vs Washington (12/1)**: Started at right tackle and saw limited action on special teams...**at Atlanta (12/8)**: Started at right tackle and saw action on special teams...**vs Seattle (12/15)**: Started at right tackle and helped block for an offense that produces 145 yards and two touchdowns on the ground...**at Indianapolis (12/22)**: Started at right tackle and played every offensive snap.

MATT PARADIS

6'3" // 300

BOISE STATE
COUNCIL, IDAHO

61
C

5TH NFL SEASON
1ST PANTHERS SEASON

TRANSACTIONS: Drafted by Denver in the sixth round (207th overall) of the 2014 Draft...Waived by Denver (8/30/14)...Signed to Denver practice squad (8/31/14)...Signed by Denver to a future contract (1/12/15)...Placed on injured reserve by Denver (leg) (11/12/18)...Signed as an unrestricted free agent by Carolina (3/14/19).

2019

vs Los Angeles (9/8/19): Started at center and provided running lanes for the Panthers to record 127 rushing yards...**vs Tampa Bay (9/12):** Started at center...**at Arizona (9/22):** Started at center and saw limited action on special teams, while helping accumulate 173 rushing yards...**at Houston (9/29):** Started at left guard and saw action on special teams...**vs Jacksonville (10/6):** Started at center and helped pave the way for a rushing attack to average a franchise-record 10.6 yards per rush...**at Tampa Bay (10/13):** Started at center...**at San Francisco (10/27)**: Started at centerand helped provide running lanes for the offense to average 6.8 yards per rush...**vs Tennessee (11/3)**: Started at center and was a part of an offensive line that produced 156 yards and two touchdowns on the ground...**at Green Bay (11/10)**: Started at center and helped block for an offense that gained 120 rushing yards...**vs Atlanta (11/17)**: Started at center...**at New Orleans (11/24)**: Started at center and saw limited action on special teams, while helping accumulate 121 rushing yards and one touchdown...**vs Washington (12/1)**: Started at center...**at Atlanta (12/8)**: Started at center and saw action on special teams...**vs Seattle (12/15)**: Started at center and was a part of an offensive line that produced 145 rushing yards and two touchdowns on the ground...**at Indianapolis (12/22)**: Started at center and saw limited action on special teams.

TRAI TURNER

6'3" // 315

LSU
NEW ORLEANS, LA

70
G

6TH NFL SEASON
6TH PANTHERS SEASON

TRANSACTIONS: Selected in the third round (92nd overall) of the NFL Draft by Carolina (5/9/14)...Signed to contract extension by Carolina (7/21/17).

NFL RANKINGS

- With four career Pro Bowl appearances, Turner is tied for the most by any active NFL guard.

HONORS

- 4x Pro Bowl (2018, 2017, 2016, 2015)

2019

vs Los Angeles (9/8/19): Started at right guard and provided running lanes for the Panthers to record 127 rushing yards...**vs Tampa Bay (9/12):** Started at right guard...**at Arizona (9/22):** Started at right guard and was a part of an offensive line that helped produce 173 yards on the ground...**at Houston (9/29):** Inactive...**vs Jacksonville (10/6):** Inactive...**at Tampa Bay (10/13):** Inactive...**at San Francisco (10/27)**: Started at right guard and helped provide running lanes for the offense to average 6.8 yards per rush...**vs Tennessee (11/3)**: Started at right guard and was a part of an offensive line that produced 156 yards and two touchdowns on the ground...**at Green Bay (11/10)**: Started at right guard and helped block for an offense that gained 120 rushing yards...**vs Atlanta (11/17)**: Started at right guard...**at New Orleans (11/24)**: Started at right guard and helped block for an offense that produced 121 rushing yards and one touchdown...**vs Washington (12/1)**: Started at right guard...**at Atlanta (12/8)**: Started at right guard...**vs Seattle (12/15)**: Started at right guard and helped provide running lanes to produce 145 yards and two touchdowns on the ground...**at Indianapolis (12/22)**: Started at right guard.

CHRIS REED

6'4" // 320

MINNESOTA STATE - MANKATO
OMAHA, NEB.

64
G

4TH NFL SEASON
1ST PANTHERS SEASON

TRANSACTIONS: Signed as an undrafted free agent by Jacksonville (5/8/15)...Waived by Jacksonville (9/5/15)...Signed to Jacksonville practice squad (9/7/15)...Signed to reserve future contract with Jacksonville (1/4/16)...Waived by Jacksonville (9/2/17)...Signed to Jacksonville practice squad (9/3/17)..Signed to Jacksonville active roster (10/7/17)...Signed as a free agent with Miami (3/19/19)...Waived by Miami (12/4/19)...Claimed off waivers by Carolina (12/5/19).

2019

at Atlanta (12/8): Inactive...**vs Seattle (12/15)**: Saw action on special teams...**at Indianapolis (12/22)**: Saw action on special teams.



DARYL WILLIAMS

6'6" // 330

OKLAHOMA
LAKE DALLAS, TEXAS

60
T

5TH NFL SEASON
5TH PANTHERS SEASON

TRANSACTIONS: Selected in the fourth round (102nd overall) of the NFL Draft by Carolina (5/2/15).

HONORS

- AP All-Pro Second Team (2017)

2019

vs Los Angeles (9/8/19): Started at left tackle and provided running lanes for the Panthers to record 127 rushing yards...**vs Tampa Bay (9/12):** Started at right tackle...**at Arizona (9/22):** Started at left tackle and saw limited reps on special teams, while contributing to a unit that gained 173 yards on the ground...**at Houston (9/29):** Started at right guard while also contributing on special teams...**vs Jacksonville (10/6):** Started at right guard and helped clear running lanes for an offense that averaged a franchise-record 10.6 yards per rush...**at Tampa Bay (10/13):** Started at right guard...**at San Francisco (10/27)**: Started at right tackle...**vs Tennessee (11/3)**: Saw action at tackle and on special teams...**at Green Bay (11/10)**: Saw action at right tackle in the second half and helped block for an offense that gained 120 rushing yards...**vs Atlanta (11/17)**: Saw action at tackle and on special teams...**at New Orleans (11/24)**: Saw action on the offensive line, stepping in at left guard due to injuries...**vs Washington (12/1)**: Started at left guard...**at Atlanta (12/8)**: Started at left guard and saw action on special teams...**vs Seattle (12/15)**: Started at left guard and was a part of an offensive line that produced 145 yards and two scores on the ground...**at Indianapolis (12/22)**: Started at left guard and played on every offensive snap.

SPECIALISTS



J.J. JANSEN

6'2" // 235

NOTRE DAME

PHOENIX, ARIZ

44

LS

12TH NFL SEASON
11TH PANTHERS SEASON

TRANSACTIONS: Signed as an undrafted rookie free agent by Green Bay (5/2/08)... Placed on injured reserve by Green Bay with an injured left knee (8/31/08)...Traded by Green Bay to Carolina in exchange for a 2011 conditional draft choice (4/13/09)...Signed to contract extension by Carolina (2/8/12)...Signed to contract extension by Carolina (2/17/16).

HONORS
• Pro Bowl (2013)

FRANCHISE RANKINGS
• 171 regular season games played are the most by a long snapper in franchise history and fourth-most among all-time Panthers.

2019 GAME-BY-GAME
vs Los Angeles (9/8): Snapped on all field goals and PAT attempts...vs Tampa Bay (9/12): Snapped on all field goals and PAT attempts...at Arizona (9/22): Snapped on all field goals and PAT attempts...**at Houston (9/29):** Snapped on all field goals and PAT attemps...**vs Jacksonville (10/6):** Snapped on all field goals and PAT attemps...**at Tampa Bay (10/13):** Snapped on all field goals and PAT attempts...**at San Francisco (10/27)**: Snapped on the only field goal attempt...**vs Tennessee (11/3)**: Snapped on all field goals and PAT attempts...**at Green Bay (11/10)**: Snapped on the only field goal attempt and PAT attempt...**vs Atlanta (11/17)**: Snapped on the only field goal attempt...**at New Orleans (11/24)**: Snapped on all field goals and PAT attempts...**vs Washington (12/1)**: Snapped on all PAT attempts...**at Atlanta (12/8)**: Snapped on all field goals and PAT attempts...**vs Seattle (12/15)**: Snapped on all field goals and PAT attempts...**at Indianapolis (12/22)**: Snapped on both field goals.

JOEY SLYE

5'11" // 213

VIRGINIA TECH

STAFFORD, VA

4

K

ROOKIE NFL SEASON
ROOKIE PANTHERS SEASON

2019 GAME-BY-GAME

	PTS	PAT	FG	1-19	20-29	30-39	40-49	50+	Long	Kicks
vs Los Angeles	9	3-3	2-3	-	-	-	1-1	1-2	52	53WR,46,52
vs Tampa Bay	12	0-0	4-4	-	-	2-2	-	2-2	54	32, 37, 54, 51
at Arizona	8	5-5	1-1	-	-	1-1	-	-	36	36
at Houston	10	1-1	3-3	-	1-1	-	1-1	1-1	55	48, 55, 26
vs Jacksonville	4	4-5	0-2	-	-	-	0-1	0-1	-	56B, 46WR
at Tampa Bay	13	4-4	3-5	-	1-1	-	2-3	0-1	49	49, 60WR, 46, 29, 41WR
at San Francisco	3	0-0	1-1	-	-	-	1-1	-	41	41
vs Tennessee	6	3-4	1-2	-	-	1-1	0-1	-	35	35, 49WL
at Green Bay	4	1-1	1-1	-	-	-	-	1-1	50	50
vs Atlanta	3	0-0	1-1	-	-	1-1	-	-	50	31
at New Orleans	7	1-3	2-3	-	0-1	-	1-1	1-1	52	41, 52, 28WR
vs Washington	3	3-3	0-0	-	-	-	-	-	-	
at Atlanta	8	2-2	2-2	-	-	-	2-2	-	46	46, 42
vs Seattle	6	3-3	1-1	-	-	-	2-2	1-1	52	52
at Indianapolis	6	0-0	2-2	-	1-1	-	2-2	1-1	50	50
TOTALS	**96**	**30-34**	**23-30**	**-**	**3-4**	**5-5**	**8-11**	**8-11**	**55**	

MICHAEL PALARDY

5'11 // 200

TENNESSEE

FORT LAUDERDALE, FLA

5

P

4TH NFL SEASON
4TH PANTHERS SEASON

TRANSACTIONS: Signed as an undrafted rookie free agent by Oakland (6/5/14)... Waived by Oakland (8/7/14)...Signed to practice squad by Oakland (12/24/14)...Signed as a free agent by St. Louis (1/5/15)...Waived by St. Louis (9/1/15)...Signed as a free agent by Carolina (4/5/16)...Waived by Carolina (6/8/16)...Signed as a free agent by Baltimore (7/30/16)...Waived by Baltimore (8/3/16)...Signed as a free agent by Indianapolis (8/6/16)... Waived by Indianapolis (8/15/16)...Signed as a free agent by Cleveland (8/31/16)...Waived by Cleveland (9/4/16)...Signed to practice squad by Cleveland (9/6/16)...Terminated from practice squad by Cleveland (9/22/16)...Signed to practice squad by Atlanta (10/5/16)... Terminated from practice squad by Atlanta (10/10/16)...Signed as a free agent by Carolina (11/14/16).

FRANCHISE RANKINGS
• Set franchise record for highest net punting average (42.4) in single season in 2017.

• Tied for third-fewest touchbacks (4) among qualifying punters in single season in 2017.

2019 GAME-BY-GAME

	P/S	NO	YDS	AVG	TB	IN20	LG	BLK	NET
vs Los Angeles	1/0	4	193	48.3	1	1	58	0	38.5
vs Tampa Bay	1/0	5	253	50.6	0	2	57	0	46.4
at Arizona	1/0	3	145	48.3	0	1	53	0	41.7
at Houston	1/0	4	158	39.5	0	3	52	0	35.0
vs Jacksonville	1/0	5	238	47.6	0	3	57	0	44.2
at Tampa Bay	1/0	7	350	50.0	0	2	54	0	48.3
at San Francisco	1/0	7	313	44.7	0	1	56	0	37.7
vs Tennessee	1/0	4	155	38.8	0	3	48	0	36.0
at Green Bay	1/0	3	122	40.7	1	1	48	0	34.0
vs Atlanta	1/0	4	187	46.8	0	0	48	0	27.3
at New Orleans	1/0	3	126	42.0	0	0	47	0	42.7
vs Washington	1/0	8	338	42.3	0	1	51	0	40.1
at Atlanta	1/0	4	185	46.3	0	1	56	0	43.0
vs Seattle	1/0	4	183	45.8	0	2	49	0	45.8
at Indianapolis	1/0	3	159	53.0	0	0	56	0	-12.0
TOTALS	**15/0**	**68**	**3,105**	**45.3**	**2**	**19**	**58**	**0**	**38.0**

Additional Stats: Special Teams

vs Tampa Bay 1 Tackle

DEFENSIVE LINE

MARIO ADDISON

6'3" // 260

TROY
TARRANT, ALA.

97
LB/DE

9TH NFL SEASON
8TH PANTHERS SEASON

TRANSACTIONS: Signed as an undrafted rookie free agent by Chicago (7/27/11)... Waived by Chicago (11/21/11)...Claimed off waivers by Indianapolis (11/22/11)...Waived by Indianapolis (10/1/12)...Signed to practice squad by Indianapolis (10/3/12)...Signed as a free agent from Indianapolis' practice squad by Washington (10/9/12)...Waived by Washington (11/28/12)...Signed to practice squad by Washington (11/30/12)...Signed as a free agent from Washington's practice squad by Carolina (12/4/12)...Signed to contract extension by Carolina (6/18/14)...Signed to contract extension by Carolina (2/27/17).

2019 GAME-BY-GAME

Opponent	G/GS	TOT	T	A	SACK	YDS	INT	LG	TD	PD	FF	FR	Yds	TD
vs LA Rams	1/1	0	0	0	0.0	0.0	0	0	0	0	0	0	0	0
vs Tampa Bay	1/1	2	0	2	0.5	5.0	0	0	0	0	0	0	0	0
at Arizona	1/1	3	3	0	3.0	17.0	0	0	0	0	0	0	0	0
at Houston	1/1	5	4	1	2.0	10.0	0	0	0	0	0	0	0	0
vs Jacksonville	1/1	3	1	2	1.0	10.0	0	0	0	0	1	0	0	0
at Tampa Bay	1/1	2	2	0	0.0	0.0	0	0	0	0	0	0	0	0
at San Francisco	1/1	3	1	2	0.0	0.0	0	0	0	0	0	0	0	0
vs Tennessee					INACTIVE									
at Green Bay	1/1	2	0	2	0.5	0.5	0	0	0	0	0	0	0	0
vs Atlanta	1/1	3	2	1	1.0	7.0	0	0	0	1	1	0	0	0
at New Orleans	1/1	1	1	0	0.0	0.0	0	0	0	0	0	0	0	0
vs Washington	1/1	7	4	3	1.5	4.0	0	0	0	0	0	0	0	0
at Atlanta	1/1	1	1	0	0.0	0.0	0	0	0	0	0	0	0	0
vs Seattle	1/1	1	0	1	0.0	0.0	0	0	0	0	0	0	0	0
at Indianapolis	1/1	0	0	0	0.0	0.0	0	0	0	0	0	0	0	0
TOTALS	**14/14**	**33**	**19**	**14**	**9.5**	**53.5**	**0**	**0**	**0**	**1**	**2**	**0**	**0**	**0**

ADDISON CAREER STATISTICS

YR	Team	G/GS	TOT	T	A	SACK	YDS	INT	LG	TD	PD	FF	FR	Yds	TD
2011	Chi./Ind	6/0	5	1	4	0.0	0.0	0	0	0	0	0	0	0	0
2012	Ind./Was./Car.	12/1	4	4	0	1.0	5.0	0	0	0	0	1	1	0	0
2013	Carolina	16/2	14	8	6	2.5	20.5	0	0	0	0	1	1	0	0
2014	Carolina	16/0	21	13	8	6.5	59.5	0	0	0	0	1	2	0	0
2015	Carolina	14/0	19	11	8	6.0	27.0	0	0	0	1	0	0	0	0
2016	Carolina	14/1	26	21	5	9.5	49.5	0	0	0	1	2	1	0	0
2017	Carolina	16/16	50	35	15	11.0	70.5	0	0	0	0	2	0	0	0
2018	Carolina	16/16	40	29	11	9.0	30.0	0	0	0	0	2	0	0	0
2019	Carolina	14/14	33	19	14	9.5	53.5	0	0	0	1	2	0	0	0
Total		**123/49**	**212**	**143**	**71**	**55.0**	**323.5**	**0**	**0**	**0**	**3**	**11**	**5**	**0**	**0**

SINGLE-GAME CAREER HIGHS

TACKLES	7	vs. Washington (12/1/19)
SACKS	3.0	2x, last at Arizona (9/22/19)
FORCED FUMBLES	1	11x, last vs. Atlanta (11/17/19)
FUMBLE RECOVERIES	1	5x, last vs. New Orleans (11/17/16)



BRIAN BURNS

6'5" // 250

FLORIDA STATE
FORT LAUDERDALE, FLA.

53
LB/DE

ROOKIE NFL SEASON
ROOKIE PANTHERS SEASON

TRANSACTIONS: Drafted by the Carolina Panthers in the first round of the 2019 Draft (16th overall).

2019 GAME-BY-GAME

Opponent	G/GS	TOT	T	A	SACK	YDS	INT	LG	TD	PD	FF	FR	Yds	TD
vs LA Rams	1/1	2	1	1	0.0	0.0	0	0	0	0	0	0	0	0
vs Tampa Bay	1/1	2	2	0	1.0	0.0	0	0	0	0	0	0	0	0
at Arizona	1/1	5	4	1	1.0	11.0	0	0	0	0	0	0	0	0
at Houston	1/1	4	2	2	0.5	4.0	0	0	0	0	0	0	0	0
vs Jacksonville	1/0	3	1	2	1.0	6.0	0	0	1	0	1	1	56	1
at Tampa Bay	1/0	1	1	0	1.0	4.0	0	0	0	0	0	0	0	0
at San Francisco	1/0	1	0	1	0.0	0.0	0	0	0	0	0	0	0	0
vs Tennessee	1/1	0	0	0	0.0	0.0	0	0	0	0	0	0	0	0
at Green Bay	1/0	1	1	0	0.0	0.0	0	0	0	0	0	0	0	0
vs Atlanta	1/0	2	1	1	0.0	0.0	0	0	0	0	0	0	0	0
at New Orleans	1/0	1	1	0	1.0	6.0	0	0	0	0	0	0	0	0
vs Washington	1/0	1	1	0	1.0	6.0	0	0	0	0	0	0	0	0
at Atlanta	1/0	2	0	2	0.0	0.0	0	0	0	0	0	0	0	0
vs Seattle	1/0	0	0	0	0.0	0.0	0	0	0	0	0	0	0	0
at Indianapolis	1/1	1	1	0	1.0	0.0	0	0	0	0	0	0	0	0
TOTALS	**15/6**	**26**	**16**	**10**	**6.5**	**31.0**	**0**	**0**	**1**	**0**	**1**	**1**	**56**	**1**



VERNON BUTLER

6'4" // 330

LOUISIANA TECH
SUMMIT, MISS.

92
DT

4TH NFL SEASON
4TH PANTHERS SEASON

TRANSACTIONS: Selected in the first round (30th overall) of the NFL Draft by Carolina (4/28/16).

2019 GAME-BY-GAME

Opponent	G/GS	TOT	T	A	SACK	YDS	INT	LG	TD	PD	FF	FR	Yds	TD
vs LA Rams					INACTIVE									
vs Tampa Bay					INACTIVE									
at Arizona	1/0	0	0	0	0.0	0.0	0	0	0	0	0	0	0	0
at Houston	1/1	1	1	0	1.0	3.0	0	0	0	0	1	0	0	0
vs Jacksonville	1/0	2	1	1	0.0	0.0	0	0	0	0	0	0	0	0
at Tampa Bay	1/1	2	2	0	2.0	14.0	0	0	0	0	2	0	0	0
at San Francisco	1/0	5	4	1	0.0	0.0	0	0	0	0	0	0	0	0
vs Tennessee	1/1	1	1	0	0.0	0.0	0	0	0	0	0	0	0	0
at Green Bay	1/1	4	2	2	1.0	7.0	0	0	0	0	0	0	0	0
vs Atlanta	1/1	1	1	0	0.0	0.0	0	0	0	0	0	0	0	0
at New Orleans	1/1	1	1	0	0.0	0.0	0	0	0	0	0	0	0	0
vs Washington	1/1	5	3	2	0.0	0.0	0	0	0	0	0	0	0	0
at Atlanta	1/1	2	2	0	1.0	11.0	0	0	0	0	0	0	0	0
vs Seattle	1/1	6	5	1	1.0	5.0	0	0	0	0	0	0	0	0
at Indianapolis	1/1	2	1	1	0.0	0.0	0	0	0	0	0	0	0	0
TOTALS	**13/11**	**32**	**24**	**8**	**6.0**	**40.0**	**0**	**0**	**0**	**0**	**3**	**0**	**0**	**0**

BUTLER CAREER STATISTICS

YR	Team	G/GS	TOT	T	A	SACK	YDS	INT	LG	TD	PD	FF	FR	Yds	TD
2016	Carolina	10/0	11	8	3	1.5	11.0	0	0	0	2	0	1	0	0
2017	Carolina	14/0	14	10	4	0.0	0.0	0	0	0	1	0	0	0	0
2018	Carolina	14/0	21	10	11	0.5	0.0	0	0	0	0	0	1	0	0
2019	Carolina	14/11	32	24	8	6.0	35.0	0	0	0	0	3	0	0	0
Total		**52/11**	**78**	**52**	**26**	**8.0**	**50.0**	**0**	**0**	**0**	**3**	**3**	**2**	**0**	**0**



BRUCE IRVIN

6'3" // 258

WEST VIRGINIA

STOCKBRIDGE, GA.

55

LB/DE

8TH NFL SEASON
1ST PANTHERS SEASON

TRANSACTIONS: Selected in the first round (15th overall) of the NFL Draft by Seattle (4/26/12)...Signed as an unrestricted free agent by Oakland (3.10/16)...Released by Oakland (11/3/18)...Signed as a free agent by Atlanta (11/8/18)...Signed as an unrestricted free agent by Carolina (3/19/19).

2019 GAME-BY-GAME

Opponent	G/GS	TOT	T	A	SACK	YDS	INT	LG	TD	PD	FF	FR	Yds	TD
vs LA Rams					INACTIVE									
vs Tampa Bay					INACTIVE									
at Arizona					INACTIVE									
at Houston	1/0	2	2	0	1.0	4.0	0	0	0	0	0	0	0	0
vs Jacksonville	1/1	2	1	1	0.0	0.0	0	0	0	0	0	0	0	0
at Tampa Bay	1/1	3	1	2	0.5	1.5	0	0	0	1	0	1	0	0
at San Francisco	1/1	5	4	1	2.0	13.0	0	0	0	0	0	0	0	0
vs Tennessee	1/1	1	0	1	0.0	0.0	0	0	0	0	0	0	0	0
at Green Bay	1/1	3	2	1	0.0	0.0	0	0	0	0	0	0	0	0
vs Atlanta	1/1	2	1	1	0.0	0.0	0	0	0	0	0	0	0	0
at New Orleans	1/1	2	2	0	1.0	5.0	0	0	0	0	0	0	0	0
vs Washington	1/1	4	1	3	1.0	8.0	0	0	0	0	1	0	0	0
at Atlanta	1/1	2	0	2	0.0	0.0	0	0	0	0	0	0	0	0
vs Seattle	1/1	3	1	2	1.0	7.0	0	0	0	0	0	0	0	0
at Indianapolis	1/1	4	3	1	1.0	9.0	0	0	0	0	0	0	0	0
TOTALS	**12/11**	**33**	**18**	**15**	**7.5**	**47.0**	**0**	**0**	**0**	**1**	**1**	**1**	**0**	**0**

IRVIN CAREER STATISTICS

YR	Team	G/GS	Tot	T	A	Sack	Yds	INT	Yds	Lg	TD	PD	FF	FR	Yds
2012	Seattle	16/0	16	10	6	8	60	0	0	0	0	0	1	1	35
2013	Seattle	12/12	40	31	9	2	16	1	8	8	0	2	1	0	0
2014	Seattle	15/13	38	24	14	6.5	45.5	2	84	49	2	3	1	0	0
2015	Seattle	15/12	38	22	16	5.5	42.5	0	0	0	0	2	1	1	1
2016	Oakland	16/16	57	47	10	7	37	0	0	0	0	1	6	0	0
2017	Oakland	16/16	58	38	20	8	30.5	0	0	0	0	3	4	0	0
2018	Oak/Atl	16/9	19	16	3	6.5	56.5	0	0	0	0	0	1	0	0
2019	Carolina	12/11	33	18	15	8.5	47.0	0	0	0	0	1	1	1	0
Total		**118/89**	**299**	**206**	**93**	**52.0**	**328.0**	**3**	**92**	**49**	**2**	**12**	**16**	**3**	**36**

SINGLE-GAME CAREER HIGHS

TACKLES	10	vs. Houston (11/21/16)
SACKS	2.0	9x, last at Indianapolis (12/22/19)
INTERCEPTIONS	1	3x, last vs. St. Louis (12/28/14)
FORCED FUMBLES	1	15x, last vs. LA Rams (9/10/18)
PASSES DEFENSED	1	11x, last at Philadelphia (12/25/17)

MARQUIS HAYNES

6'2" // 235

MISSISSIPPI

JACKSONVILLE, FLA.

98

LB/DE

2ND NFL SEASON
2ND PANTHERS SEASON

TRANSACTIONS: Drafted by the Carolina Panthers in the fourth round of the 2018 Draft (136th overall).

2019 GAME-BY-GAME

Opponent	G/GS	TOT	T	A	SACK	YDS	INT	LG	TD	PD	FF	FR	Yds	TD
vs LA Rams	1/0	0	0	0	0.0	0.0	0	0	0	0	0	0	0	0
vs Tampa Bay	1/0	3	0	3	0.0	0.0	0	0	0	0	0	0	0	0
at Arizona	1/0	3	2	1	0.0	0.0	0	0	0	0	0	0	0	0
at Houston	1/0	0	0	0	0.0	0.0	0	0	0	0	0	0	0	0
vs Jacksonville	1/0	1	1	0	0.0	0.0	0	0	0	0	0	1	0	0
at Tampa Bay	1/0	0	0	0	0.0	0.0	0	0	0	0	0	0	0	0
at San Francisco	1/0	2	0	2	0.0	0.0	0	0	0	0	0	0	0	0
vs Tennessee	1/0	1	1	0	1.0	7.0	0	0	0	0	0	0	0	0
at Green Bay	1/0	0	0	0	0.0	0.0	0	0	0	0	0	0	0	0
vs Atlanta	1/0	0	0	0	0.0	0.0	0	0	0	0	0	0	0	0
at New Orleans					INACTIVE									
vs Washington					INACTIVE									
at Atlanta	1/0	1	0	1	0.0	0.0	0	0	0	0	0	0	0	0
vs Seattle					INACTIVE									
at Indianapolis					INACTIVE									
TOTALS	**11/0**	**11**	**4**	**7**	**1.0**	**7.0**	**0**	**0**	**0**	**0**	**0**	**1**	**0**	**0**

HAYNES CAREER STATISTICS

YR	Team	G/GS	TOT	T	A	SACK	YDS	INT	LG	TD	PD	FF	FR	Yds
2018	Carolina	4/0	1	1	1	0.0	0.0	0	0	0	0	0	0	0
2019	Carolina	11/0	11	4	7	1.0	7.0	0	0	0	0	0	1	0
Total		**15/0**	**12**	**5**	**8**	**1.0**	**7.0**	**0**	**0**	**0**	**0**	**0**	**1**	**0**

SINGLE-GAME CAREER HIGHS

TACKLES	3	at Arizona (9/22/19)
FUMBLE RECOVERIES	1	vs. Jacksonville (10/6/19)

WES HORTON

6'5" // 265

SOUTHERN CALIFORNIA

SHERMAN OAKS, CALIF.

96 DE

7TH NFL SEASON
7TH PANTHERS SEASON

TRANSACTIONS: Signed as an undrafted rookie free agent by Carolina (5/10/13)... Waived by Carolina (10/3/15)...Signed as a free agent by Carolina (10/6/15)...Suspended for violating policy on performance enhancing substances by NFL (11/23/15)... Suspension lifted by NFL (12/21/15)...Placed on the exempt/commissioner's permission list by Carolina (12/21/15)...Waived from the exempt/commissioner's permission list by Carolina (12/28/15)...Signed to practice squad by Carolina (1/6/16)...Signed as a free agent by Carolina (2/16/16)...Waived by Carolina (9/4/16)...Signed as a free agent by Carolina (10/14/16)...Signed to contract extension by Carolina (2/27/17)...Signed as an unrestricted free agent by New Orleans (5/21/19)...Terminated as a vested veteran by New Orleans (9/9/19)...Signed as a free agent with Carolina (11/6/19).

2019 GAME-BY-GAME

Opponent	G/GS	TOT	T	A	SACK	YDS	INT	LG	TD	PD	FF	FR	Yds	TD
at Green Bay	1/0	0	0	0	0.0	0.0	0	0	0	0	0	0	0	0
vs Atlanta	1/0	1	1	0	0.0	0.0	0	0	0	0	0	0	0	0
at New Orleans					INACTIVE									
vs Washington					INACTIVE									
at Atlanta	1/0	0	0	0	0.0	0.0	0	0	0	0	0	0	0	0
vs Seattle	1/0	1	0	1	0.0	0.0	0	0	0	0	0	0	0	0
at Indianapolis	1/0	1	1	0	0.0	0.0	0	0	0	0	0	0	0	0
TOTALS	**5/0**	**3**	**2**	**1**	**0.0**	**0.0**	**0**	**0**	**0**	**0**	**0**	**0**	**0**	**0**

HORTON CAREER STATISTICS

YR	Team	G/GS	TOT	T	A	SACK	YDS	INT	LG	TD	PD	FF	FR	Yds
2013	Carolina	10/0	8	7	1	2.0	9.0	0	0	0	0	0	0	0
2014	Carolina	16/15	26	17	9	3.0	17.0	0	0	0	1	1	0	0
2015	Carolina	8/2	8	6	2	1.0	3.0	0	0	0	0	0	0	0
2016	Carolina	11/10	13	8	5	2.5	11.5	0	0	0	0	2	2	4
2017	Carolina	16/0	17	13	4	5.5	35.5	0	0	0	0	3	0	0
2018	Carolina	16/8	22	14	8	1.5	5.5	0	0	0	0	0	0	0
2019	Carolina	5/0	3	2	1	0.0	0.0	0	0	0	0	0	0	0
Total		**82/38**	**97**	**67**	**30**	**15.5**	**81.5**	**0**	**0**	**0**	**1**	**6**	**2**	**4**

SINGLE-GAME CAREER HIGHS

TACKLES	4	3x, last at New York Jets (11/26/17)
SACKS	2.0	vs. Tampa Bay (12/1/13)
FORCED FUMBLES	1	6x, last vs. Tampa Bay (12/24/17)



KYLE LOVE

6'1" // 310

MISSISSIPPI STATE

COLLEGE PARK, GA.

77 DT

8TH NFL SEASON
6TH PANTHERS SEASON

TRANSACTIONS: Signed as an undrafted rookie free agent by New England (4/29/10)...Signed to contract extension by New England (8/22/12)...Waived/non-football illness by New England (5/15/13)...Claimed off waivers by Jacksonville (5/16/13)... Waived by Jacksonville (9/1/13)...Signed as a free agent by Kansas City (11/20/13)... Waived by Kansas City (12/3/13)...Signed as a free agent by Jacksonville (12/23/13)... Signed as a free agent by Kansas City (5/20/14)...Released by Kansas City (8/30/14)... Signed as a free agent by Carolina (12/15/14)...Re-signed as an unrestricted free agent by Carolina (4/4/16)...Released by Carolina (9/3/16)...Signed as a free agent by Carolina (9/27/16)...Re-signed as an unrestricted free agent by Carolina (3/15/17)... Re-signed as an unrestricted free agent with Carolina (4/15/19).

2019 GAME-BY-GAME

Opponent	G/GS	TOT	T	A	SACK	YDS	INT	LG	TD	PD	FF	FR	Yds	TD
vs LA Rams	1/0	1	0	1	0.0	0.0	0	0	0	0	0	0	0	0
vs Tampa Bay	1/0	0	0	0	0.0	0.0	0	0	0	0	0	0	0	0
at Arizona	1/0	0	0	0	0.0	0.0	0	0	0	0	0	0	0	0
at Houston	1/0	1	1	0	0.0	0.0	0	0	0	1	0	0	0	0
vs Jacksonville	1/0	0	0	0	0.0	0.0	0	0	0	1	0	0	0	0
at Tampa Bay	1/0	1	1	0	0.0	0.0	0	0	0	0	0	0	0	0
at San Francisco	1/0	1	1	0	0.0	0.0	0	0	0	0	0	0	0	0
vs Tennessee	1/0	1	1	0	0.0	0.0	0	0	0	0	0	0	0	0
at Green Bay	1/0	1	0	1	0.0	0.0	0	0	0	0	0	0	0	0
vs Atlanta					INACTIVE									
at New Orleans	1/0	1	1	0	0.0	0.0	0	0	0	0	0	0	0	0
vs Washington	1/0	0	0	0	0.0	0.0	0	0	0	0	0	0	0	0
at Atlanta	1/0	1	1	0	0.0	0.0	0	0	0	0	0	0	0	0
vs Seattle	1/0	1	0	1	0.0	0.0	0	0	0	0	0	0	0	0
at Indianapolis	1/0	1	0	1	0.0	0.0	0	0	0	0	0	0	0	0
TOTALS	**14/0**	**9**	**6**	**3**	**0.0**	**0.0**	**0**	**0**	**0**	**2**	**0**	**0**	**0**	**0**

LOVE CAREER STATISTICS

YR	Team	G/GS	TOT	T	A	SACK	YDS	INT	LG	TD	PD	FF	FR	Yds
2010	N.E.	9/1	7	5	2	1.0	4.0	0	0	0	1	0	0	0
2011	N.E	16/13	33	20	13	3.0	14.0	0	0	0	0	0	1	0
2012	N.E.	16/11	25	11	14	1.5	4.0	0	0	0	0	0	0	0
2013	K.C./Jac.	2/0	4	1	3	0.0	0.0	0	0	0	0	0	0	0
2014	Carolina	0/0	0	0	0	0.0	0.0	0	0	0	0	0	0	0
2015	Carolina	15/2	19	13	6	3.0	23.0	0	0	0	0	0	1	0
2016	Carolina	10/1	19	11	8	1.5	11.0	0	0	0	0	1	1	0
2017	Carolina	16/0	16	10	6	3.5	26.5	0	0	0	0	0	0	0
2018	Carolina	16/2	23	16	7	1.5	8.5	0	0	0	1	3	2	0
2019	Carolina	14/0	9	6	3	0.0	0.0	0	0	0	2	0	0	0
Total		**114/30**	**155**	**93**	**62**	**15.0**	**91.0**	**0**	**0**	**0**	**4**	**4**	**5**	**0**

SINGLE-GAME CAREER HIGHS

TACKLES	4	8x, last at Tampa Bay (1/1/17)
SACKS	1.0	11x, last vs. Minnesota (12/10/17)
FUMBLE RECOVERIES	1	4x, last vs. Atlanta (12/23/18)
FORCED FUMBLES	1	3x, last vs. Atlanta (12/23/18)

GERALD McCOY

6'4" // 300

OKLAHOMA
OKLAHOMA CITY, OKLA.

93
DT

10TH NFL SEASON
1ST PANTHERS SEASON

TRANSACTIONS: Selected in the first round (third overall) of the 2010 NFL Draft by Tampa Bay (4/22/10)…Placed on injured reserve with Tampa Bay (12/13/10)…Placed on injured reserve with Tampa Bay (11/7/11)…Placed on injured reserve with Tampa Bay (12/16/14)…Terminated as a vested veteran by Tampa Bay (5/21/19)…Signed as a free agent with Carolina (5/31/19).

NFL RANKINGS

- Since entering the league in 2010, McCoy ranks fourth in sacks (60.5) among defensive tackles.
- Over the last six seasons, McCoy is the only defensive tackle in the NFL to tally at least six sacks every year.
- McCoy has 138 starts since 2010, ranking second among all defensive tackles in starts.

HONORS

- Pro Bowl (2017, 2016, 2015, 2014, 2013, 2012)
- AP All-Pro First Team (2013)
- AP All-Pro Second Team (2016, 2014)
- Sporting News All-Pro First Team (2014, 2013)
- PFWA All-NFL (2013, 2012)
- PFWA All-NFC (2014)
- AP All-Pro First Team (2013)

2019 GAME-BY-GAME

Opponent	G/GS	TOT	T	A	SACK	YDS	INT	LG	TD	PD	FF	FR	Yds	TD
vs LA Rams	1/1	1	0	1	0.0	0.0	0	0	0	0	0	0	0	0
vs Tampa Bay	1/1	4	3	1	0.0	0.0	0	0	0	0	0	0	0	0
at Arizona	1/1	2	2	0	0.0	0.0	0	0	0	0	0	0	0	0
at Houston	1/1	0	0	0	0.0	0.0	0	0	0	0	0	0	0	0
vs Jacksonville	1/1	4	3	1	0.0	0.0	0	0	0	0	0	0	0	0
at Tampa Bay	1/1	4	2	2	2.5	11.5	0	0	0	1	0	0	0	0
at San Francisco	1/1	2	2	0	0.0	0.0	0	0	0	0	0	0	0	0
vs Tennessee	1/1	3	3	0	0.0	0.0	0	0	0	0	0	0	0	0
at Green Bay	1/1	4	2	2	0.5	0.5	0	0	0	0	0	0	0	0
vs Atlanta	1/1	4	3	1	1.0	6.0	0	0	0	1	0	0	0	0
at New Orleans	1/1	0	0	0	0.0	0.0	0	0	0	0	0	0	0	0
vs Washington	1/1	2	1	1	1.0	9.0	0	0	0	0	0	0	0	0
at Atlanta	1/1	0	0	0	0.0	0.0	0	0	0	0	0	0	0	0
vs Seattle	1/1	4	2	2	0.0	0.0	0	0	0	0	0	0	0	0
at Indianapolis	1/1	1	1	0	0.0	0.0	0	0	0	0	0	0	0	0
TOTALS	**15/15**	**35**	**24**	**11**	**5.0**	**27.0**	**0**	**0**	**0**	**2**	**0**	**0**	**0**	**0**

McCOY CAREER STATISTICS

Year	Team	GP/GS	Tot	T	A	Sack	Yds	INT	Yds	Lg	TD	PD	FF	FR	Yds
2010	Tampa Bay	13/13	43	27	16	3.0	22.0	0	0	0	0	5	1	0	0
2011	Tampa Bay	6/6	13	12	1	1.0	6.0	0	0	0	0	0	1	0	0
2012	Tampa Bay	16/16	30	24	6	5.0	35.0	0	0	0	0	2	1	1	0
2013	Tampa Bay	16/16	50	35	15	9.5	71.5	0	0	0	0	4	0	1	0
2014	Tampa Bay	13/13	35	28	7	8.5	60.5	1	0	0	0	3	1	0	0
2015	Tampa Bay	15/15	34	26	8	8.5	59.5	0	0	0	0	1	0	0	0
2016	Tampa Bay	15/15	34	26	8	7.0	51.0	0	0	0	0	5	2	2	0
2017	Tampa Bay	15/15	47	33	14	6.0	34.0	0	0	0	0	1	0	0	0
2018	Tampa Bay	14/14	28	17	11	6.0	40.5	0	0	0	0	1	0	0	0
2019	Carolina	15/15	35	24	11	5.0	27.0	0	0	0	0	2	0	0	0
Totals		**138/138**	**332**	**244**	**88**	**59.5**	**407.0**	**0**	**0**	**0**	**0**	**24**	**6**	**4**	**0**

SINGLE-GAME CAREER HIGHS

TACKLES	8	vs. Carolina (9/7/14)
SACKS	3.0	vs. Atlanta (11/17/13)
PASSES DEFENSED	2	2x, last at Atlanta (9/11/15)
FORCED FUMBLES	1	6x, last vs. Atlanta (11/3/16)
FUMBLE RECOVERIES	1	4x, last at Kansas City (11/20/16)



CHRISTIAN MILLER

6'3" // 245

ALABAMA
COLUMBIA, S.C.

50
LB/DE

ROOKIE NFL SEASON
ROOKIE PANTHERS SEASON

TRANSACTIONS: Drafted by Carolina in the fourth round (115th overall) of the 2019 NFL Draft.

2019 GAME-BY-GAME

Opponent	G/GS	TOT	T	A	SACK	YDS	INT	LG	TD	PD	FF	FR	Yds	TD
vs LA Rams	1/0	0	0	0	0.0	0.0	0	0	0	0	0	0	0	0
vs Tampa Bay	1/0	0	0	0	0.0	0.0	0	0	0	0	0	0	0	0
at Arizona	1/0	4	2	2	2.0	13.0	0	0	0	0	0	0	0	0
at Houston	1/0	0	0	0	0.0	0.0	0	0	0	0	0	0	0	0
vs Jacksonville	1/0	1	1	0	0.0	0.0	0	0	0	0	0	0	0	0
at Tampa Bay						INACTIVE								
at San Francisco						INACTIVE								
vs Tennessee						INACTIVE								
at Green Bay						INACTIVE								
vs Atlanta						INACTIVE								
at New Orleans	1/0	0	0	0	0.0	0.0	0	0	0	0	0	0	0	0
vs Washington	1/0	0	0	0	0.0	0.0	0	0	0	0	0	0	0	0
at Atlanta						INACTIVE								
vs Seattle						INACTIVE								
at Indianapolis						INACTIVE								
TOTALS	**7/0**	**5**	**3**	**2**	**2.0**	**13.0**	**0**	**0**	**0**	**0**	**0**	**0**	**0**	**0**



EFE OBADA

6'6" // 265

NO COLLEGE EXP.

LONDON, ENGLAND

94 DE

2ND NFL SEASON
2ND PANTHERS SEASON

TRANSACTIONS: Signed as a free agent by Dallas (4/1/15)…Waived by Dallas (9/5/15)...Signed to practice squad by Dallas (9/23/15)...Terminated from practice squad by Dallas (10/7/15)...Signed to practice squad by Dallas (12/2/15)...Signed as a free agent by Dallas (1/4/16)...Waived by Dallas (3/2/16)...Signed as a free agent by Kansas City (3/9/16)…Waived by Kansas City (6/7/16)...Signed as a free agent by Atlanta (7/28/16)...Waived by Atlanta (8/27/16)...Assigned to Carolina practice squad as part of International Player Pathway Program by NFL (5/30/17)... Waived by Carolina (9/1/17)...Signed to Carolina practice squad (9/3/17)...Signed reserve future contract with Carolina (1/8/18)...Signed one-year contract with Carolina (1/23/19).

HONORS

- NFC Defensive Player of the Week (2018, Week 3)

2019 GAME-BY-GAME

Opponent	G/GS	TOT	T	A	SACK	YDS	INT	LG	TD	PD	FF	FR	Yds	TD
vs LA Rams	1/0	4	2	2	0.0	0.0	0	0	0	0	0	0	0	0
vs Tampa Bay	1/0	1	1	0	0.0	0.0	0	0	0	0	0	0	0	0
at Arizona	1/0	1	1	0	0.0	0.0	0	0	0	0	0	0	0	0
at Houston	1/0	2	1	1	0.0	0.0	0	0	0	0	0	0	0	0
vs Jacksonville	1/0	1	0	1	0.0	0.0	0	0	0	0	0	0	0	0
at Tampa Bay	1/0	0	0	0	0.0	0.0	0	0	0	0	0	0	0	0
at San Francisco	1/0	2	2	0	0.0	0.0	0	0	0	0	0	0	0	0
vs Tennessee	1/0	1	1	0	0.0	0.0	0	0	0	0	0	0	0	0
at Green Bay	1/0	1	1	0	0.0	0.0	0	0	0	0	0	0	0	0
vs Atlanta	1/0	0	0	0	0.0	0.0	0	0	0	0	0	0	0	0
at New Orleans	1/0	1	1	0	0.0	0.0	0	0	0	0	0	0	0	0
vs Washington	1/0	1	1	0	0.0	0.0	0	0	0	0	0	0	0	0
at Atlanta	1/0	1	1	0	0.0	0.0	0	0	0	0	0	0	0	0
vs Seattle	1/0	3	2	1	0.0	0.0	0	0	0	0	0	0	0	0
at Indianapolis	1/0	0	0	0	0.0	0.0	0	0	0	0	0	0	0	0
TOTALS	**15/0**	**19**	**14**	**5**	**0.0**	**0.0**	**0**	**0**	**0**	**0**	**0**	**0**	**0**	**0**

OBADA CAREER STATISTICS

YR	Team	G/GS	TOT	T	A	SACK	YDS	INT	LG	TD	PD	FF	FR	Yds
2018	Carolina	10/0	8	6	2	2.0	18.0	1	0	0	1	0	0	0
2019	Carolina	15/0	19	14	5	0.0	0.0	0	0	0	0	0	0	0
Total		**24/0**	**27**	**20**	**7**	**2.0**	**18.0**	**1**	**0**	**0**	**1**	**0**	**0**	**0**

SINGLE-GAME CAREER HIGHS

TACKLES	4	vs. Los Angeles Rams (9/8/19)
SACKS	1.0	2x, last at Tampa Bay (12/2/18)
INTERCEPTIONS	1	vs. Cincinnati (9/23/18)

STACY McGEE

6'3" // 340

OKLAHOMA

MUSKOGEE, OKLA

91 DE

7TH NFL SEASON
1ST PANTHERS SEASON

TRANSACTIONS: Drafted in the sixth round by Oakland in 2013...Signed as an unrestricted free agent with Washington (3/10/17)...Terminated as a vested veteran by Washington (3/13/19)...Signed as a free agent with Carolina (11/26/19).

2019 GAME-BY-GAME

Opponent	G/GS	TOT	T	A	SACK	YDS	INT	LG	TD	PD	FF	FR	Yds	TD
vs Washington	1/0	3	1	2	0.5	0.0	0	0	0	0	0	0	0	0
at Atlanta						INACTIVE								
vs Seattle	1/0	0	0	0	0.0	0.0	0	0	0	0	0	0	0	0
at Indianapolis	1/0	0	0	0	0.0	0.0	0	0	0	0	0	0	0	0
TOTALS	**2/0**	**3**	**1**	**1**	**0.5**	**13.0**	**0**	**0**	**0**	**0**	**0**	**0**	**0**	**0**

McGEE CAREER STATISTICS

YR	Team	G	TOT	T	A	SACK	YDS	INT	LG	PD	FF	FR	Yds	TD
2013	Oakland	15	20	14	6	0.5	4.5	0	0	0	0	1	3	0
2014	Oakland	11	4	2	2	0.0	0.0	0	0	0	0	0	0	0
2015	Oakland	16	22	14	8	0.0	0.0	0	0	0	0	1	0	0
2016	Oakland	9	17	14	3	2.5	13.5	0	0	0	2	0	0	0
2017	Washington	16	44	24	20	0.0	0.0	0	0	1	0	0	0	0
2018	Washington	8	9	7	2	1.0	3.0	0	0	0	0	0	0	0
2019	Carolina	2	3	1	2	0.5	4.0	0	0	0	0	0	0	0
TOTALS		**77**	**119**	**75**	**44**	**4.5**	**25.0**	**0**	**0**	**1**	**2**	**2**	**3**	**0**

LINEBACKERS



JERMAINE CARTER JR.

56 LB

6'1" // 225

MARYLAND
ROCKVILLE, MD.

2ND NFL SEASON
2ND PANTHERS SEASON

TRANSACTIONS: Drafted by the Carolina Panthers in the fifth round of the 2018 Draft (161st overall).

2019 GAME-BY-GAME

Opponent	G/GS	TOT	T	A	SACK	YDS	INT	LG	TD	PD	FF	FR	Yds	TD
vs LA Rams	1/1	3	2	1	0.0	0.0	0	0	0	0	0	0	0	0
vs Tampa Bay	1/1	2	0	2	0.5	5.0	0	0	0	0	0	0	0	0
at Arizona	1/0	0	0	0	0.0	0.0	0	0	0	0	0	0	0	0
at Houston	1/1	6	5	1	0.0	0.0	0	0	0	1	0	0	0	0
vs Jacksonville	1/0	0	0	0	0.0	0.0	0	0	0	0	0	0	0	0
at Tampa Bay	1/0	0	0	0	0.0	0.0	0	0	0	0	0	0	0	0
at San Francisco	1/1	0	0	0	0.0	0.0	0	0	0	0	0	0	0	0
vs Tennessee	1/0	0	0	0	0.0	0.0	0	0	0	0	0	0	0	0
at Green Bay	1/0	0	0	0	0.0	0.0	0	0	0	0	0	0	0	0
vs Atlanta	1/0	1	1	0	0.0	0.0	0	0	0	0	0	0	0	0
at New Orleans	1/0	0	0	0	0.0	0.0	0	0	0	0	0	0	0	0
vs Washington	1/0	0	0	0	0.0	0.0	0	0	0	0	0	0	0	0
at Atlanta	1/0	1	0	1	0.0	0.0	0	0	0	0	0	0	0	0
vs Seattle	1/0	1	0	1	0.0	0.0	0	0	0	0	0	0	0	0
at Indianapolis	1/1	3	2	1	0.0	0.0	0	0	0	0	0	0	0	0
TOTALS	**15/5**	**17**	**10**	**7**	**0.5**	**5.0**	**0**	**0**	**0**	**1**	**0**	**0**	**0**	**0**

Additional Stats: Special Teams
vs WAS 1 onside kick recovery

CARTER CAREER STATISTICS

Year	Team	GP/GS	Tot	T	A	Sack	Yds	INT	Yds	Lg	TD	PD	FF	FR	Yds
2018	Carolina	16/1	12	6	6	0.0	0.0	0	0	0	0	0	0	0	0
2019	Carolina	15/5	17	10	7	0.5	5.0	0	0	0	0	1	0	0	0
Totals		**31/6**	**29**	**16**	**13**	**0.5**	**5.0**	**0**	**0**	**0**	**0**	**1**	**0**	**0**	**0**

SINGLE-GAME CAREER HIGHS

TACKLES 6 2x, last at Houston (9/26/19)



LUKE KUECHLY

59 LB

6'3" // 238

BOSTON COLLEGE
CINCINNATI, OHIO

8TH NFL SEASON
8TH PANTHERS SEASON

TRANSACTIONS: Selected in the first round (9th overall) of the NFL Draft by Carolina (4/26/12)...Signed to contract extension by Carolina (9/11/15).

HONORS

- 5x AP All-Pro First-Team (2018, 2017, 2015, 2014, 2013)
- 6x Pro Bowl (2018, 2017, 2016, 2015, 2014, 2013)
- 6x Sporting News All-Pro (2018, 2017, 2016, 2015, 2014, 2013)
- NFL Art Rooney Sportsmanship Award Winner (2017)
- AP All-Pro Second-Team (2016)
- 4x PFWA All-NFC (2017, 2015, 2014, 2013)
- 3x Sports Illustrated All-Pro (2018, 2014, 2013)
- AP Defensive Player of the Year (2013)
- NFL 101 NFC Defensive Player of the Year (2013)
- Sporting News Defensive Player of the Year (2013)
- AP Defensive Rookie of the Year (2012)
- PFWA Defensive Rookie of the Year (2012)
- 5x NFC Defensive Player of the Week (2017, Week 12; 2015, Week 12; 2013, Weeks 10 and 16; 2012, Week 14)
- NFL Defensive Rookie of the Month (2012, December)

NFL RANKINGS

- Leads the NFL in tackles (based on press box statistics) since entering the league in 2012. Holds the NFL record for the most tackles by any player through his first eight NFL seasons.
- Led the NFL in tackles in 2012 and 2014...In 2012, he became the first rookie since San Francisco's Patrick Willis (2007) to lead the NFL in tackles.
- Tied NFL single-game record with 24 tackles (based on press box statistics) vs. New Orleans (12/22/13), previously accomplished by David Harris for the New York Jets (11/4/07).
- Recorded 18 interceptions since entering the league in 2012, the most among NFL linebackers.
- Leads all NFL linebackers with 26 total takeaways (18 interceptions, 8 opponent fumble recoveries) since 2012.

FRANCHISE RANKINGS

- Set Panthers single-season record with 205 tackles (coaches film) in 2012.
- Second in franchise history in career tackles (coaches film).
- Owns three of the top five single-season tackle totals in team history.
- Only player in franchise history with more than 100 tackles in each of his first seven seasons as a Panther.
- Amassed a team-record 26 tackles in Panthers' 17-13 playoff-clinching win vs. New Orleans (12/22/13).
- Ranks third all-time with 18 interceptions and third with 26 takeaways.

KUECHLY CONTINUED...

2019 GAME-BY-GAME

Opponent	G/GS	TOT	T	A	SACK	YDS	INT	LG	TD	PD	FF	FR	Yds	TD
vs LA Rams	1/1	8	4	4	0.0	0.0	0	0	0	1	0	0	0	0
vs Tampa Bay	1/1	18	9	9	0.0	0.0	0	0	0	1	0	0	0	0
at Arizona	1/1	12	9	3	0.0	0.0	0	0	0	0	0	0	0	0
at Houston	1/1	8	3	5	0.0	0.0	0	0	0	0	0	0	0	0
vs Jacksonville	1/1	13	4	9	0.0	0.0	0	0	0	1	0	0	0	0
at Tampa Bay	1/1	6	4	2	0.0	0.0	1	25	0	2	0	0	0	0
at San Francisco	1/1	12	7	5	0.0	0.0	1	1	0	0	0	0	0	0
vs Tennessee	1/1	6	4	2	0.0	0.0	0	0	0	2	0	0	0	0
at Green Bay	1/1	5	2	3	0.0	0.0	0	0	0	0	0	0	0	0
vs Atlanta	1/1	9	5	4	0.0	0.0	0	0	0	0	0	0	0	0
at New Orleans	1/1	7	4	3	0.0	0.0	0	0	0	2	0	0	0	0
vs Washington	1/1	7	3	4	0.0	0.0	0	0	0	2	0	0	0	0
at Atlanta	1/1	12	8	4	0.0	0.0	0	0	0	1	0	0	0	0
vs Seattle	1/1	17	10	7	0.0	0.0	0	0	0	0	0	0	0	0
at Indianapolis	1/1	6	5	1	0.0	0.0	0	0	0	0	0	0	0	0
TOTALS	**15/15**	**146**	**81**	**65**	**0.0**	**0.0**	**2**	**26**	**0**	**12**	**0**	**0**	**0**	**0**

KUECHLY CAREER STATISTICS

Year	Team	GP/GS	Tot	T	A	Sack	Yds	INT	Yds	Lg	TD	PD	FF	FR	Yds
2012	Carolina	16/16	205	135	70	1.0	4.0	2	22	25	0	5	0	3	9
2013	Carolina	16/16	176	115	61	2.0	15.0	4	33	30	0	5	0	0	0
2014	Carolina	16/16	166	124	42	3.0	19.0	1	0	0	0	12	1	1	0
2015	Carolina	13/13	137	110	27	1.0	5.0	4	48	32t	1	5	2	1	0
2016	Carolina	10/10	112	88	24	2.0	16.0	1	1	1	0	6	1	0	0
2017	Carolina	15/15	134	108	26	1.5	6.0	3	23	23	1	4	1	3	34
2018	Carolina	16/16	156	122	34	2.0	8.0	1	0	0	0	6	2	1	0
2019	Carolina	15/15	146	81	65	0.0	0.0	2	26	25	0	12	0	0	0
Totals		**117/117**	**1,231**	**883**	**349**	**12.5**	**73.0**	**18**	**153**	**32t**	**2**	**55**	**7**	**9**	**43**

SINGLE-GAME CAREER HIGHS

TACKLES	26	vs. New Orleans (12/22/13)
SACKS	2.0	at Minnesota (11/30/14)
INTERCEPTIONS	2	vs Dallas (11/26/15)
PASSES DEFENSED	2	6x, last at New Orleans (11/24/19)
FORCED FUMBLES	2	at Cleveland (12/9/18)
FUMBLE RECOVERIES	1	9x, last at Tampa Bay (12/2/18)



JORDAN KUNASZYK

6'3" // 235

CALIFORNIA

SACRAMENTO, CALIF.

43 LB

ROOKIE NFL SEASON
ROOKIE PANTHERS SEASON

TRANSACTIONS: Signed as an undrafted free agent with Carolina (5/10/19).

2019 GAME-BY-GAME

Opponent	G/GS	TOT	T	A	SACK	YDS	INT	LG	TD	PD	FF	FR	Yds	TD
vs LA Rams					INACTIVE									
vs Tampa Bay	1/0	0	0	0	0.0	0.0	0	0	0	0	0	0	0	0
at Arizona	1/0	0	0	0	0.0	0.0	0	0	0	0	0	0	0	0
at Houston					INACTIVE									
vs Jacksonville	1/0	0	0	0	0.0	0.0	0	0	0	0	0	0	0	0
at Tampa Bay	1/0	0	0	0	0.0	0.0	0	0	0	0	0	0	0	0
at San Francisco	1/0	0	0	0	0.0	0.0	0	0	0	0	0	0	0	0
vs Tennessee					INACTIVE									
at Green Bay					INACTIVE									
vs Atlanta					INACTIVE									
at New Orleans					INACTIVE									
vs Washington					INACTIVE									
at Atlanta	1/0	0	0	0	0.0	0.0	0	0	0	0	0	0	0	0
vs Seattle	1/0	0	0	0	0.0	0.0	0	0	0	0	0	0	0	0
at Indianapolis	1/0	0	0	0	0.0	0.0	0	0	0	0	0	0	0	0
TOTALS	**8/0**	**0**	**0**	**0**	**0.0**	**0.0**	**0**	**0**	**0**	**0**	**0**	**0**	**0**	**0**

ANDRE SMITH

6'0" // 240

NORTH CAROLINA

JACKSONVILLE, FLA.

57 LB

2ND NFL SEASON
2ND PANTHERS SEASON

TRANSACTIONS: Drafted by the Carolina Panthers in the seventh round of the 2018 Draft (234th overall).

2019 GAME-BY-GAME

Opponent	G/GS	TOT	T	A	SACK	YDS	INT	LG	TD	PD	FF	FR	Yds	TD
vs LA Rams	1/0	0	0	0	0.0	0.0	0	0	0	0	0	0	0	0
vs Tampa Bay	1/0	0	0	0	0.0	0.0	0	0	0	0	0	0	0	0
at Arizona	1/0	0	0	0	0.0	0.0	0	0	0	0	0	0	0	0
at Houston	1/0	0	0	0	0.0	0.0	0	0	0	0	0	0	0	0
vs Jacksonville	1/0	0	0	0	0.0	0.0	0	0	0	0	0	0	0	0
at Tampa Bay	1/0	0	0	0	0.0	0.0	0	0	0	0	0	0	0	0
at San Francisco	1/0	0	0	0	0.0	0.0	0	0	0	0	0	0	0	0
vs Tennessee	1/0	0	0	0	0.0	0.0	0	0	0	0	0	0	0	0
at Green Bay	1/0	0	0	0	0.0	0.0	0	0	0	0	0	0	0	0
vs Atlanta	1/0	0	0	0	0.0	0.0	0	0	0	0	0	0	0	0
at New Orleans	1/0	0	0	0	0.0	0.0	0	0	0	0	0	0	0	0
vs Washington	1/0	0	0	0	0.0	0.0	0	0	0	0	0	0	0	0
at Atlanta	1/0	0	0	0	0.0	0.0	0	0	0	0	0	0	0	0
vs Seattle	1/0	0	0	0	0.0	0.0	0	0	0	0	0	0	0	0
at Indianapolis	1/0	1	0	1	0.0	0.0	0	0	0	0	0	0	0	0
TOTALS	**15/0**	**0**	**0**	**0**	**0.0**	**0.0**	**0**	**0**	**0**	**0**	**0**	**0**	**0**	**0**

SMITH CAREER STATISTICS

Year	Team	GP/GS	Tot	T	A	Sack	Yds	INT	Yds	Lg	TD	PD	FF	FR	Yds
2018	Carolina	3/0	1	1	0	0.0	0.0	0	0	0	0	0	0	0	0
2019	Carolina	15/0	0	0	0	0.0	0.0	0	0	0	0	0	0	0	0
Totals		**18/0**	**1**	**1**	**0**	**0.0**	**0.0**	**0**	**0**	**0**	**0**	**0**	**0**	**0**	**0**



SHAQ THOMPSON

6'0" // 230

WASHINGTON

SACRAMENTO, CALIF.

54

LB

5TH NFL SEASON
5TH PANTHERS SEASON

TRANSACTIONS: Selected in the first round (25th overall) of the NFL Draft by Carolina (4/30/15)...Placed on injured reserve (shoulder) (12/20/18).

2019 GAME-BY-GAME

Opponent	G/GS	TOT	T	A	SACK	YDS	INT	LG	TD	PD	FF	FR	Yds	TD
vs LA Rams	1/1	9	7	2	0.0	0.0	0	0	0	1	0	0	0	0
vs Tampa Bay	1/1	9	4	5	0.0	0.0	0	0	0	0	0	0	0	0
at Arizona	1/1	14	9	5	1.0	4.0	0	0	0	0	0	0	0	0
at Houston	1/1	12	8	4	1.0	7.0	0	0	0	1	0	0	0	0
vs Jacksonville	1/1	10	7	3	0.0	0.0	0	0	0	0	0	0	0	0
at Tampa Bay	1/1	6	4	2	0.0	0.0	0	0	0	0	0	0	0	0
at San Francisco	1/1	5	2	3	0.0	0.0	0	0	0	0	0	0	0	0
vs Tennessee	1/1	11	10	1	1.0	7.0	0	0	0	0	0	0	0	0
at Green Bay	1/1	5	2	3	0.0	0.0	0	0	0	0	0	0	0	0
vs Atlanta	1/1	5	2	3	0.0	0.0	0	0	0	1	0	0	0	0
at New Orleans	1/1	7	5	2	0.0	0.0	0	0	0	0	0	0	0	0
vs Washington	1/1	8	5	3	0.0	0.0	0	0	0	0	0	0	0	0
at Atlanta	1/1	10	9	1	0.0	0.0	0	0	0	0	0	0	0	0
vs Seattle	1/1	9	5	4	0.0	0.0	0	0	0	0	0	0	0	0
at Indianapolis	1/1	9	5	4	0.0	0.0	0	0	0	0	0	0	0	0
TOTALS	**15/15**	**129**	**84**	**45**	**3.0**	**18.0**	**0**	**0**	**0**	**3**	**0**	**0**	**0**	**0**

THOMPSON CAREER STATISTICS

Year	Team	GP/GS	Tot	T	A	Sack	Yds	INT	Yds	Lg	TD	PD	FF	FR	Yds
2015	Carolina	14/10	61	42	19	1.0	0.0	0	0	0	0	4	0	0	0
2016	Carolina	14/12	70	56	14	0.0	0.0	1	12	12	0	3	0	2	9
2017	Carolina	14/14	75	56	19	2.0	15.0	0	0	0	0	1	0	0	0
2018	Carolina	13/10	79	51	28	3.5	19.0	0	0	0	0	1	1	0	0
2019	Carolina	15/15	129	84	45	3.0	18.0	0	0	0	0	3	0	0	0
Totals		**71/62**	**422**	**293**	**129**	**9.5**	**52.0**	**1**	**12**	**12**	**0**	**12**	**1**	**2**	**9**

SINGLE-GAME CAREER HIGHS

TACKLES	13	vs. Baltimore (10/28/18)
SACKS	1.0	7x, last at Arizona (9/22/19)
INTERCEPTIONS	1	vs. San Diego (12/11/16)
FUMBLE RECOVERIES	1	2x, last vs. San Francisco (9/18/16)

DEFENSIVE BACKS



TRE BOSTON

6'1" // 205

NORTH CAROLINA

NORTH FORT MYERS, FLA.

33

S

6TH NFL SEASON
4TH PANTHERS SEASON

TRANSACTIONS: Drafted by Carolina in the fourth round (128th overall) of the 2014 NFL Draft...Waived by Carolina (5/2/17)...Signed with Los Angeles Chargers (5/15/17)... Signed with Arizona (7/25/18)...Signed with Carolina (7/31/19).

2019 GAME-BY-GAME

Opponent	G/GS	TOT	T	A	SACK	YDS	INT	LG	TD	PD	FF	FR	Yds	TD
vs LA Rams	1/1	9	7	2	0.0	0.0	0	0	0	0	0	0	0	0
vs Tampa Bay	1/1	4	3	1	0.0	0.0	0	0	0	0	0	0	0	0
at Arizona	1/1	4	4	0	0.0	0.0	0	0	0	1	0	0	0	0
at Houston	1/1	1	1	0	0.0	0.0	0	0	0	1	0	0	0	0
vs Jacksonville	1/1	5	3	2	0.0	0.0	0	0	0	1	0	0	0	0
at Tampa Bay	1/1	3	1	2	0.0	0.0	0	0	0	0	0	0	0	0
at San Francisco	1/1	7	7	0	0.0	0.0	0	0	0	0	0	0	0	0
vs Tennessee	1/1	4	4	0	0.0	0.0	1	0	0	1	0	0	0	0
at Green Bay	1/1	5	4	1	0.0	0.0	0	0	0	1	0	0	0	0
vs Atlanta	1/1	8	8	0	0.0	0.0	0	0	0	1	0	0	0	0
at New Orleans	1/1	6	6	0	0.0	0.0	1	0	0	0	0	0	0	0
vs Washington	1/1	8	8	0	0.0	0.0	0	0	0	0	0	0	0	0
at Atlanta	1/1	1	0	1	0.0	0.0	0	0	0	0	0	0	0	0
vs Seattle	1/1	2	2	0	0.0	0.0	1	0	0	0	0	0	0	0
at Indianapolis	1/1	4	3	1	0.0	0.0	0	0	0	1	0	0	0	0
TOTALS	**15/15**	**71**	**61**	**10**	**0.0**	**0.0**	**3**	**0**	**0**	**7**	**0**	**0**	**0**	**0**

BOSTON CAREER STATISTICS

Year	Team	GP/GS	Tot	T	A	Sack	Yds	INT	Yds	Lg	TD	PD	FF	FR	Yds
2014	Carolina	11/5	23	15	8	0	0	1	84	84	1	3	0	0	0
2015	Carolina	16/1	21	15	6	0	0	0	0	0	0	0	0	0	0
2016	Carolina	15/10	52	38	14	2	19	2	29	22	0	7	0	0	0
2017	LA Chargers	16/15	79	56	23	0	0	5	49	25	0	8	0	0	0
2018	Arizona	14/13	85	71	14	0	0	3	9	9	0	9	1	1	0
2019	Carolina	15/15	71	61	10	0	0	3	20	0	0	7	0	0	0
Totals		**87/59**	**328**	**268**	**76**	**2**	**19**	**14**	**191**	**84**	**1**	**34**	**1**	**1**	**0**

SINGLE-GAME CAREER HIGHS

TACKLES	9	vs. Los Angeles Rams (9/8/19)
INTERCEPTIONS	1	4x, last at New Orleans (11/24/19)
PASSES DEFENSED	4	3x, last vs. Atlanta (12/23/18)
FORCED FUMBLES	1	3x, last vs. New Orleans (12/23/18)
SACKS	1	vs. Seattle (11/25/18)

JAMES BRADBERRY

6'1" // 212

SAMFORD

PLEASANT GROVE, ALA.

24

CB

4TH NFL SEASON
4TH PANTHERS SEASON

TRANSACTIONS: Selected in the second round (62nd overall) of the NFL Draft by Carolina (4/29/16).

2019 GAME-BY-GAME

Opponent	G/GS	TOT	T	A	SACK	YDS	INT	LG	TD	PD	FF	FR	Yds	TD
vs LA Rams	1/1	4	2	2	1.0	3.0	1	0	0	2	0	0	0	0
vs Tampa Bay	1/1	3	3	1	0.0	0.0	0	0	0	0	0	0	0	0
at Arizona	1/1	2	2	0	0.0	0.0	0	0	0	1	0	0	0	0
at Houston	1/1	5	4	1	0.0	0.0	0	0	0	0	0	0	0	0
vs Jacksonville	1/1	4	4	0	0.0	0.0	0	0	0	4	0	0	0	0
at Tampa Bay	1/1	10	10	0	0.0	0.0	2	0	0	0	0	0	0	0
at San Francisco	1/1	3	2	1	0.0	0.0	0	0	0	0	0	0	0	0
vs Tennessee	1/1	3	2	1	0.0	0.0	0	0	0	0	0	0	0	0
at Green Bay						INACTIVE								
vs Atlanta	1/1	7	0	0	0.0	0.0	0	0	0	0	0	0	0	0
at New Orleans	1/1	5	4	1	0.0	0.0	0	0	0	0	0	0	0	0
vs Washington	1/1	3	3	0	0.0	0.0	0	0	0	0	0	0	0	0
at Atlanta	1/1	5	5	0	0.0	0.0	0	0	0	0	0	0	0	0
vs Seattle	1/1	5	5	0	0.0	0.0	0	0	0	0	0	0	0	0
at Indianapolis	1/1	3	3	0	0.0	0.0	0	0	0	1	0	0	0	0
TOTALS	**14/14**	**60**	**46**	**7**	**1.0**	**3.0**	**3**	**0**	**0**	**8**	**0**	**0**	**0**	**0**

BRADBERRY CAREER STATISTICS

Year	Team	GP/GS	Tot	T	A	Sack	Yds	INT	Yds	Lg	TD	PD	FF	FR	Yds
2016	Carolina	13/13	60	55	5	0.0	0.0	2	21	16	0	11	0	0	0
2017	Carolina	16/16	74	66	8	1.0	7.0	2	3	0	0	12	2	0	0
2018	Carolina	16/16	69	57	12	1.0	9.0	1	29	29	0	20	1	0	0
2019	Carolina	14/14	60	46	7	1.0	3.0	3	0	0	0	8	0	0	0
Totals		**58/58**	**263**	**224**	**35**	**3.0**	**13.0**	**8**	**53**	**29**	**0**	**51**	**3**	**0**	**0**

SINGLE-GAME CAREER HIGHS

TACKLES	10	last at Tampa Bay (10/13/19, London)
INTERCEPTIONS	2	at Tampa Bay (10/13/19, London)
PASSES DEFENSED	4	4x, last vs. Jacksonville (10/6/19)
FORCED FUMBLES	1	3x, last vs. New Orleans (12/23/18)
SACKS	1	vs. Seattle (11/25/18)

ROSS COCKRELL

6'0" // 190

DUKE
CHARLOTTE, N.C.

47
CB

CORN ELDER

5'10" // 185

MIAMI
NASHVILLE, TENN.

29
CB

6TH NFL SEASON
2ND PANTHERS SEASON

TRANSACTIONS: Drafted in the fourth round (109th overall) of the 2014 Draft by Buffalo (8/31/14)…Released by Buffalo (8/31/15)…Signed as a free agent by Pittsburgh (9/5/15)…Signed contract extension with Pittsburgh (1/22/16)…Signed restricted free agent tender with Pittsburgh (4/17/17)…Traded to the New York Giants in exchange for a 2018 seventh-round draft pick (9/3/17)…Signed as an unrestricted free agent by Carolina (3/23/18)...Placed on injured reserve by Carolina (broken leg) (8/1/18).

2019 GAME-BY-GAME

Opponent	G/GS	TOT	T	A	SACK	YDS	INT	LG	TD	PD	FF	FR	Yds	TD
vs LA Rams	1/0	1	1	0	0.0	0.0	0	0	0	0	0	0	0	0
vs Tampa Bay	1/0	0	0	0	0.0	0.0	0	0	0	0	0	0	0	0
at Arizona	1/1	6	5	1	0.0	0.0	0	0	0	0	0	0	0	0
at Houston	1/1	2	1	1	0.0	0.0	1	37	0	1	0	0	0	0
vs Jacksonville	1/1	8	8	0	0.0	0.0	0	0	0	1	0	0	0	0
at Tampa Bay	1/1	3	2	1	0.0	0.0	1	33	0	2	0	0	0	0
at San Francisco	1/1	0	0	0	0.0	0.0	0	0	0	0	0	0	0	0
vs Tennessee	1/0	7	7	0	0.0	0.0	0	0	0	0	0	0	0	0
at Green Bay	1/1	5	5	0	0.0	0.0	0	0	0	0	0	0	0	0
vs Atlanta					INACTIVE									
at New Orleans					INACTIVE									
vs Washington	1/1	2	2	0	0.0	0.0	0	0	0	0	0	0	0	0
at Atlanta	1/1	3	3	0	0.0	0.0	0	0	0	2	0	0	0	0
vs Seattle	1/1	6	6	0	0.0	0.0	0	0	0	2	0	0	0	0
at Indianapolis	1/1	10	9	1	0.0	0.0	0	0	0	1	1	0	0	0
TOTALS	**13/10**	**53**	**49**	**4**	**0.0**	**0.0**	**2**	**37**	**0**	**7**	**1**	**0**	**0**	**0**

COCKRELL CAREER STATISTICS

Year	Team	GP/GS	Tot	T	A	Sack	Yds	INT	Yds	Lg	TD	PD	FF	FR	Yds
2014	Buffalo	7/1	1	1	0	0	0	0	0	0	0	0	0	0	0
2015	Pittsburgh	15/7	44	34	10	0	0	2	62	37	0	11	1	1	0
2016	Pittsburgh	16/16	62	47	15	0	0	0	0	0	0	14	0	1	0
2017	N.Y. Giants	16/9	50	37	13	0	0	3	1	1	0	11	0	0	0
2018	Carolina						injured reserve - leg								
2019	Carolina	13/10	53	49	4	0.0	0.0	2	70	37	0	7	1	0	0
Totals		**67/41**	**210**	**168**	**42**	**0.0**	**0.0**	**7**	**133**	**37**	**0**	**43**	**2**	**2**	**0**

SINGLE-GAME CAREER HIGHS

TACKLES	10	at Indianapolis (12/22/19)
INTERCEPTIONS	2	at Arizona (12/31/17)
PASSES DEFENSED	4	vs. Washington (11/23/17)
FUMBLE RECOVERIES	1	3x, last vs. Kansas City (10/1/16)

3RD NFL SEASON
3RD PANTHERS SEASON

TRANSACTIONS: Selected in the fifth round (152nd overall) of the NFL Draft by Carolina (4/29/17)...Placed on injured reserve (knee) by Carolina (9/3/17)...Waived by Carolina (8/30/19)...Signed to New York Giants practice squad (9/2/19)...Signed by Carolina (11/12/19).

2019 GAME-BY-GAME

Opponent	G/GS	TOT	T	A	SACK	YDS	INT	LG	TD	PD	FF	FR	Yds	TD
vs LA Rams					New York Giants Practice Squad									
vs Tampa Bay					New York Giants Practice Squad									
at Arizona					New York Giants Practice Squad									
at Houston					New York Giants Practice Squad									
vs Jacksonville					New York Giants Practice Squad									
at Tampa Bay					New York Giants Practice Squad									
at San Francisco					New York Giants Practice Squad									
vs Tennessee					New York Giants Practice Squad									
at Green Bay					New York Giants Practice Squad									
vs Atlanta	1/0	0	0	0	0.0	0.0	0	0	0	0	0	0	0	0
at New Orleans					Inactive									
vs Washington					Inactive									
at Atlanta					Inactive									
vs Seattle					Inactive									
at Indianapolis					Inactive									
TOTALS	**1/0**	**0**	**0**	**0**	**0.0**	**0.0**	**0**	**0**	**0**	**0**	**0**	**0**	**0**	**0**

ELDER CAREER STATISTICS

Year	Team	GP/GS	Tot	T	A	Sack	Yds	INT	Yds	Lg	TD	PD	FF	FR	Yds
2017	Carolina	0/0	0	0	0	0.0	0.0	0	0	0	0	0	0	0	0
2018	Carolina	13/0	4	2	2	0.0	0.0	0	0	0	0	0	0	0	0
2019	Carolina	1/0	0	0	0	0.0	0.0	0	0	0	0	0	0	0	0
Totals		**14/0**	**4**	**2**	**2**	**0.0**	**0.0**	**0**	**0**	**0**	**0**	**0**	**0**	**0**	**0**

JAVIEN ELLIOTT

5'11" // 185

FLORIDA STATE
PANAMA CITY, FLA.

23
CB

4TH NFL SEASON
1ST PANTHERS SEASON

TRANSACTIONS: Signed as an undrafted free agent with Tampa Bay (5/26/16)... Waived by Tampa Bay (9/3/16)...Signed to Tampa Bay practice squad (9/4/16)... Signed to Tampa Bay active roster from practice squad (11/23/16)...Waived by Tampa Bay (9/1/18)...Signed to Tampa Bay practice squad (9/2/18)...Signed to Tampa Bay active roster from practice squad (9/8/18)...Waived by Tampa Bay (10/23/18)... Signed to Tampa Bay practice squad (10/25/18)...Signed to Tampa Bay active roster from practice squad (10/31/18)...Signed as a free agent with Carolina (6/5/19).

2019 GAME-BY-GAME

Opponent	G/GS	TOT	T	A	SACK	YDS	INT	LG	TD	PD	FF	FR	Yds	TD
vs LA Rams	1/0	4	3	1	0.0	0.0	0	0	0	1	0	0	0	0
vs Tampa Bay	1/0	1	1	0	0.0	0.0	0	0	0	0	0	0	0	0
at Arizona	1/0	0	0	0	0.0	0.0	0	0	0	0	0	0	0	0
at Houston	1/0	4	2	2	0.5	4.0	0	0	0	0	0	0	0	0
vs Jacksonville	1/1	4	4	0	0.0	0.0	0	0	0	0	0	0	0	0
at Tampa Bay	1/0	6	6	0	0.0	0.0	1	0	0	1	0	0	0	0
at San Francisco	1/0	0	0	0	0.0	0.0	0	0	0	0	0	0	0	0
vs Tennessee	1/0	1	1	0	0.0	0.0	0	0	0	0	0	0	0	0
at Green Bay	1/0	4	3	1	0.0	0.0	0	0	0	0	0	0	0	0
vs Atlanta	1/0	2	2	0	0.0	0.0	0	0	0	0	0	0	0	0
at New Orleans	1/0	2	2	0	0.0	0.0	0	0	0	0	0	0	0	0
vs Washington	1/0	0	0	0	0.0	0.0	0	0	0	0	0	0	0	0
at Atlanta	1/0	0	0	0	0.0	0.0	0	0	0	0	0	0	0	0
vs Seattle	1/0	0	0	0	0.0	0.0	0	0	0	0	0	0	0	0
at Indianapolis	1/0	5	5	0	0.0	0.0	0	0	0	0	0	0	0	0
TOTALS	**15/2**	**33**	**29**	**4**	**0.5**	**4.0**	**1**	**0**	**0**	**2**	**0**	**0**	**0**	**0**

ELLIOTT CAREER STATISTICS

Year	Team	GP/GS	Tot	T	A	Sack	Yds	INT	Yds	Lg	TD	PD	FF	FR	Yds
2016	Tampa Bay	6/1	10	8	2	0.0	0.0	0	0	0	0	1	0	0	0
2017	Tampa Bay	15/1	5	5	0	0.0	0.0	0	0	0	0	0	0	0	0
2018	Tampa Bay	15/5	24	22	2	0.0	0.0	1	50	50	0	1	0	0	0
2019	Carolina	15/2	33	29	4	0.5	4.0	1	0	0	0	2	0	0	0
Totals		**51/9**	**72**	**64**	**8**	**0.5**	**4.0**	**1**	**50**	**50**	**0**	**4**	**0**	**0**	**0**

T.J. GREEN

6'3" // 215

CLEMSON
SYLACAUGA, AL.

36
DB

3RD NFL SEASON
1ST PANTHERS SEASON

TRANSACTIONS: Drafted by Indianapolis in the second round of the 2016 NFL Draft...Waived/injured by Indianapolis (9/2/18)...Signed as a free agent with Seattle (10/3/18)...Reserve/left squad with Seattle (10/22/18)...Signed as a free agent with New Orleans (7/25/19)...Waived by New Orleans (8/31/19)...Signed to New Orleans practice squad (9/2/19)...Signed to New Orleans active roster (12/16/19)...Waived by New Orleans (12/18/19)...Claimed off waivers by Carolina (12/19/19).

2019 GAME-BY-GAME

Opponent	G/GS	TOT	T	A	SACK	YDS	INT	LG	TD	PD	FF	FR	Yds	TD
at Indianapolis					inactive									
TOTALS	**0/0**	**0**	**0**	**0**	**0**	**0**	**0**	**0**	**0**	**0**	**0**	**0**	**0**	**0**

GREEN CAREER STATISTICS

Year	Team	GP/GS	Tot	T	A	Sack	Yds	INT	Yds	Lg	TD	PD	FF	FR	Yds
2016	Indianapolis	15/4	43	32	11	0.0	0.0	0	0	0	0	2	0	0	0
2017	Indianapolis	16/7	42	29	13	0.0	0.0	0	0	0	0	1	0	0	0
2019	New Orleans	1/0	2	2	0	0.0	0.0	0	0	0	0	0	0	0	0
2019	Carolina	0/0	0	0	0	0.0	0.0	0	0	0	0	0	0	0	0
Totals		**32/11**	**87**	**63**	**24**	**0.0**	**0.0**	**0**	**0**	**0**	**0**	**3**	**0**	**0**	**0**

DONTE JACKSON

5'10" // 180

LSU

METARIE, LA.

26

CB



COLIN JONES

6'0" // 205

TCU

BRIDGEPORT, TEXAS

42

S

2ND NFL SEASON
2ND PANTHERS SEASON

TRANSACTIONS: Drafted by the Carolina Panthers in the second round of the 2018 Draft (55th overall).

FRANCHISE RANKINGS

• Became first player in franchise history to return a two-point conversion attempt for a defensive score, intercepting New Orleans' Drew Brees in Week 15 (12/17/18) and returning it 98 yards.

• His four interceptions as a rookie in 2018 were second-most by a rookie in franchise history behind Chris Gamble's six picks in 2004.

2019 GAME-BY-GAME

Opponent	G/GS	TOT	T	A	SACK	YDS	INT	LG	TD	PD	FF	FR	Yds	TD
vs LA Rams	1/1	3	3	0	0.0	0.0	0	0	0	1	0	0	0	0
vs Tampa Bay	1/1	4	4	0	0.0	0.0	0	0	0	0	0	0	0	0
at Arizona	1/1	7	7	0	0.0	0.0	2	25	0	2	0	0	0	0
at Houston						INACTIVE								
vs Jacksonville						INACTIVE								
at Tampa Bay						INACTIVE								
at San Francisco	1/0	2	2	0	0.0	0.0	0	0	0	0	0	0	0	0
vs Tennessee	1/1	1	1	0	0.0	0.0	0	0	0	0	0	1	0	0
at Green Bay	1/1	4	4	0	0.0	0.0	0	0	0	2	0	0	0	0
vs Atlanta	1/1	4	4	0	0.0	0.0	0	0	0	0	0	0	0	0
at New Orleans	1/1	4	3	1	0.0	0.0	0	0	0	1	0	0	0	0
vs Washington	1/1	2	1	1	0.0	0.0	0	0	0	1	0	0	0	0
at Atlanta	1/1	4	4	0	0.0	0.0	0	0	0	1	0	0	0	0
vs Seattle	1/1	4	4	0	0.0	0.0	0	0	0	0	0	0	0	0
at Indianapolis	1/0	0	0	0	0.0	0.0	0	0	0	0	0	0	0	0
TOTALS	**12/10**	**39**	**37**	**2**	**0.0**	**0.0**	**2**	**25**	**0**	**7**	**0**	**1**	**0**	**0**

JACKSON CAREER STATISTICS

Year	Team	GP/GS	Tot	T	A	Sack	Yds	INT	Yds	Lg	TD	PD	FF	FR	Yds
2018	Carolina	16/16	83	75	8	1.0	8.0	4	0	0	0	7	1	0	0
2019	Carolina	12/10	39	37	2	0.0	0.0	2	25	25	0	7	0	1	0
Totals		**28/26**	**122**	**112**	**10**	**1.0**	**8.0**	**6**	**25**	**25**	**0**	**14**	**1**	**1**	**0**

SINGLE-GAME CAREER HIGHS

TACKLES	9	at New Orleans (12/30/18)
FORCED FUMBLES	1	at Atlanta (9/16/18)
INTERCEPTIONS	2	2x, last at Arizona (9/22/19)
PASSES DEFENSED	2	3x, last at Arizona (9/22/19)

9TH NFL SEASON
8TH PANTHERS SEASON

TRANSACTIONS: Selected in the sixth round (190th overall) of the NFL Draft by San Francisco (4/30/11)...Waived by San Francisco (9/13/11)...Signed to practice squad by San Francisco (9/15/11)...Signed as a free agent from practice squad by San Francisco (10/4/11)...Traded by San Francisco to Carolina in exchange for a 2014 seventh-round draft choice (8/31/12)...Signed to contract extension by Carolina (6/18/14)...Signed to contract extension by Carolina (3/7/17)...Signed two-year contract with Carolina (3/11/19).

2019 GAME-BY-GAME

Opponent	G/GS	TOT	T	A	SACK	YDS	INT	LG	TD	PD	FF	FR	Yds	TD
vs LA Rams	1/0	0	0	0	0.0	0.0	0	0	0	0	0	0	0	0
vs Tampa Bay	1/0	0	0	0	0.0	0.0	0	0	0	0	0	0	0	0
at Arizona	1/0	0	0	0	0.0	0.0	0	0	0	0	0	0	0	0
at Houston	1/0	0	0	0	0.0	0.0	0	0	0	0	0	0	0	0
vs Jacksonville	1/0	0	0	0	0.0	0.0	0	0	0	0	0	0	0	0
at Tampa Bay	1/0	0	0	0	0.0	0.0	0	0	0	0	0	0	0	0
at San Francisco	1/0	0	0	0	0.0	0.0	0	0	0	0	0	0	0	0
vs Tennessee	1/0	0	0	0	0.0	0.0	0	0	0	0	0	0	0	0
at Green Bay	1/0	1	1	0	0.0	0.0	0	0	0	0	0	0	0	0
vs Atlanta	1/0	0	0	0	0.0	0.0	0	0	0	0	0	0	0	0
at New Orleans	1/0	0	0	0	0.0	0.0	0	0	0	0	0	0	0	0
vs Washington	1/0	0	0	0	0.0	0.0	0	0	0	0	0	0	0	0
at Atlanta	1/0	0	0	0	0.0	0.0	0	0	0	0	0	0	0	0
vs Seattle	1/0	0	0	0	0.0	0.0	0	0	0	0	0	0	0	0
at Indianapolis	1/0	0	0	0	0.0	0.0	0	0	0	0	0	0	0	0
TOTALS	**15/0**	**1**	**1**	**0**	**0.0**	**0.0**	**0**	**0**	**0**	**0**	**0**	**0**	**0**	**0**

JONES CAREER STATISTICS

Year	Team	GP/GS	Tot	T	A	Sack	Yds	INT	Yds	Lg	TD	PD	FF	FR	Yds
2011	San Francisco	13/0	0	0	0	0.0	0.0	0	0	0	0	0	0	0	0
2012	Carolina	15/0	3	2	1	0.0	0.0	0	0	0	0	0	0	0	0
2013	Carolina	16/0	1	1	0	0.0	0.0	0	0	0	0	0	0	0	0
2014	Carolina	16/2	20	19	1	1.0	6.0	0	0	0	0	4	1	0	0
2015	Carolina	15/3	17	14	3	0.0	0.0	1	0	0	0	0	0	0	0
2016	Carolina	14/1	2	1	1	0.0	0.0	0	0	0	0	0	0	0	0
2017	Carolina	16/7	21	14	7	0.0	0.0	1	10	0	0	2	0	0	0
2018	Carolina	16/1	14	12	2	0.0	0.0	1	5	0	1	1	0	1	0
2019	Carolina	15/0	1	1	0	0.0	0.0	0	0	0	0	0	0	0	0
Totals		**136/14**	**79**	**64**	**9**	**1.0**	**6.0**	**3**	**15**	**0**	**1**	**7**	**1**	**1**	**0**

SINGLE-GAME CAREER HIGHS

TACKLES	8	vs. Cincinnati (9/23/18)
INTERCEPTIONS	1	3x, last at New Orleans (12/30/18)
FORCED FUMBLES	1	at Tampa Bay (12/14/14)
PASSES DEFENSED	2	at Tampa Bay (12/14/14)

COLE LUKE

5'11" // 200

NOTRE DAME

CHANDLER, ARIZ.

32

CB

2ND NFL SEASON
2ND PANTHERS SEASON

TRANSACTIONS: Signed as an undrafted free agent by Carolina (5/5/17)... Placed on injured reserve with Carolina with ankle injury (9/14/17).,,Waived by Carolina (9/1/18)...Signed to Carolina practice squad (9/2/18)...Waived by Carolina (8/31/19)...Signed to Carolina practice squad (9/1/19)...Signed to Carolina active roster (11/8/19).

2019 GAME-BY-GAME

Opponent	G/GS	TOT	T	A	SACK	YDS	INT	LG	TD	PD	FF	FR	Yds	TD
vs LA Rams					practice squad									
vs Tampa Bay					practice squad									
at Arizona					practice squad									
at Houston					practice squad									
vs Jacksonville					practice squad									
at Tampa Bay					practice squad									
at San Francisco					practice squad									
vs Tennessee					practice squad									
at Green Bay	1/0	2	2	0	0.0	0.0	0	0	0	0	0	0	0	0
vs Atlanta	1/0	0	0	0	0.0	0.0	0	0	0	0	0	0	0	0
at New Orleans	1/0	0	0	0	0.0	0.0	0	0	0	0	0	0	0	0
vs Washington	1/0	0	0	0	0.0	0.0	0	0	0	0	0	0	0	0
at Atlanta	1/0	0	0	0	0.0	0.0	0	0	0	0	0	0	0	0
vs Seattle	1/0	0	0	0	0.0	0.0	0	0	0	0	0	0	0	0
at Indianapolis	1/0	0	0	0	0.0	0.0	0	0	0	0	0	0	0	0
TOTALS	**7/0**	**2**	**2**	**0**	**0.0**	**0.0**	**0**	**0**	**0**	**0**	**0**	**0**	**0**	**0**

LUKE CAREER STATISTICS

Year	Team	GP/GS	Tot	T	A	Sack	Yds	INT	Yds	Lg	TD	PD	FF	FR	Yds
2018	Carolina	0/0	0	0	0	0.0	0.0	0	0	0	0	0	0	0	0
2019	Carolina	7/0	2	2	0	0.0	0.0	0	0	0	0	0	0	0	0
Totals		**7/0**	**2**	**2**	**0**	**0.0**	**0.0**	**0**	**0**	**0**	**0**	**0**	**0**	**0**	**0**



ERIC REID

6'1" // 215

LSU

GEISMAR, LA.

25

S

7TH NFL SEASON
2ND PANTHERS SEASON

TRANSACTIONS: Drafted by San Francisco in the first round (18th overall) of the 2013 NFL Draft (4/25/13)…Placed on injured reserve with San Francisco (11/23/16)…Signed as a free agent with Carolina (9/27/18).

HONORS

- Pro Bowl (2013)
- PFWA All-Rookie Team (2013)

2019 GAME-BY-GAME

Opponent	G/GS	TOT	T	A	SACK	YDS	INT	LG	TD	PD	FF	FR	Yds	TD
vs LA Rams	1/1	5	4	1	0.0	0.0	0	0	0	0	0	0	0	0
vs Tampa Bay	1/1	3	2	1	0.0	0.0	0	0	0	0	0	0	0	0
at Arizona	1/1	8	6	2	1.0	1.0	0	0	0	0	0	0	0	0
at Houston	1/1	7	5	2	0.0	0.0	0	0	0	1	0	1	0	0
vs Jacksonville	1/1	10	9	1	0.0	0.0	0	0	0	3	0	1	0	0
at Tampa Bay	1/1	8	6	2	0.0	0.0	0	0	0	0	0	0	0	0
at San Francisco	1/1	10	10	0	1.0	6.0	0	0	0	0	0	0	0	0
vs Tennessee	1/1	12	12	0	1.0	6.0	0	0	0	0	0	0	0	0
at Green Bay	1/1	8	8	0	0.0	0.0	0	0	0	0	0	0	0	0
vs Atlanta	1/1	8	8	0	0.0	0.0	0	0	0	0	0	0	0	0
at New Orleans	1/1	16	16	0	0.0	0.0	0	0	0	1	0	0	0	0
vs Washington	1/1	10	10	0	1.0	8.0	0	0	0	1	0	0	0	0
at Atlanta	1/1	12	12	0	0.0	0.0	0	0	0	1	0	0	0	0
vs Seattle	1/1	7	6	1	0.0	0.0	0	0	0	0	0	0	0	0
at Indianapolis	1/1	6	6	0	0.0	0.0	1	0	0	0	0	0	0	0
TOTALS	**15/15**	**130**	**120**	**10**	**4.0**	**15.0**	**0**	**0**	**0**	**6**	**0**	**2**	**0**	**0**

REID CAREER STATISTICS

Year	Team	GP/GS	Tot	T	A	Sack	Yds	INT	Yds	Lg	TD	PD	FF	FR	Yds
2013	San Francisco	16/16	92	69	23	0.0	0.0	4	54	53	0	11	0	2	0
2014	San Francisco	15/15	55	39	16	0.0	0.0	3	138	73	0	7	0	0	0
2015	San Francisco	16/16	81	59	22	1.0	3.0	0	0	0	0	7	1	0	0
2016	San Francisco	10/10	81	55	26	0.0	0.0	1	13	13	0	5	1	0	0
2017	San Francisco	13/12	66	52	14	0.0	0.0	2	0	0	0	4	0	1	0
2018	Carolina	13/13	73	68	5	1.0	6.0	1	39	39	0	5	0	0	0
2019	Carolina	15/15	130	120	10	4.0	15.0	0	0	0	0	6	0	2	0
Totals		**98/97**	**505**	**433**	**72**	**6.0**	**24.0**	**11**	**244**	**73**	**0**	**45**	**2**	**5**	**0**

SINGLE-GAME CAREER HIGHS

TACKLES	16	at New Orleans (11/24/19)
SACKS	1.0	4x, last vs. Washington (12/1/19)
INTERCEPTIONS	1	11x, last vs. Tampa Bay (11/4/18)
LONG INT RETURN	73	at Seattle (12/14/14)
FORCED FUMBLES	1	2x, last vs. Arizona (10/6/16)
FUMBLE RECOVERIES	1	3x, last vs. Jacksonville (10/6/19)
PASSES DEFENSED	2	4x, last at Tampa Bay (12/2/18)

CAROLINA PANTHERS