

SUNDAY, DEC. 22, 2019 • LINCOLN FINANCIAL FIELD

PHILADELPHIA EAGLES
GAME NOTES

PRESENTED BY 94 WIP SPORTSRADIO

PHILADELPHIA EAGLES GAME NOTES

DALLAS COWBOYS (7-7)
Head Coach: Jason Garrett (9th Year)
Division: NFC East (T-1st)

PHILADELPHIA EAGLES (7-7)
Head Coach: Doug Pederson (4th Year)
Division: NFC East (T-1st)

SUNDAY, DECEMBER 22, 2019 · 4:25PM (FOX) · LINCOLN FINANCIAL FIELD

- Since 2000, Philadelphia has produced a 21-18 regular-season record vs. Dallas, which marks the highest winning percentage (.538) by an NFC East team against the Cowboys in that span.
- Since 2016 (under **Doug Pederson**), the Eagles are 8-3 (.727) at home against NFC East opponents.

BROADCAST INFORMATION

TELEVISION (ESPN)
Joe Buck (play-by-play)
Troy Aikman (analyst) • **Erin Andrews** (sideline)

NATIONAL RADIO (Sports USA)
Josh Appel (play-by-play)
Brandon Noble (analyst)

EAGLES RADIO (94 WIP)
Merrill Reese (play-by-play)
Mike Quick (analyst) • **Howard Eskin** (sideline)

EAGLES SPANISH RADIO (WTTM 1680 AM)
Rickie Ricardo (play-by-play) • **Bill Kulik** (analyst)
Luis Torres (analyst) • **Maria Berral** (reporter)

REGULAR-SEASON RANKINGS

OFFENSE

Category	COWBOYS Stats	COWBOYS Rk	EAGLES Stats	EAGLES Rk
Total Offense	434.0	1	352.9	15t
Rush Offense	134.0	6	121.4	11
Pass Offense	300.0	2	231.5	16
Points Per Game	27.0	5t	23.9	12
3rd-Down Off. %	48.6	1	47.0	2
4th-Down Off. %	38.5	23t	33.3	28t
Red Zone Off. (TD%)	59.2	13	66.0	5t

DEFENSE

Category	COWBOYS Stats	COWBOYS Rk	EAGLES Stats	EAGLES Rk
Total Defense	323.6	7	329.2	11
Rush Defense	103.6	12	90.4	3
Pass Defense	220.0	8	238.8	18
Points Per Game	20.6	12	23.4	16
3rd-Down Def. %	34.3	4	35.4	9t
4th-Down Def. %	55.6	22t	66.7	30t
Red Zone Def. (TD%)	52.0	9	61.5	24

TEAM

Category	COWBOYS Stats	COWBOYS Rk	EAGLES Stats	EAGLES Rk
Turnover Diff.	(-1)	16	(-6)	22t
Penalties/Game	6.9	17t	6.4	8t
Penalty Yards/Game	64.8	25	53.6	8

PRESEASON

PRESEASON 1	PRESEASON 2	PRESEASON 3	PRESEASON 4
THU · AUG 8	THU · AUG 15	THU · AUG 22	THU · AUG 29
7:30 PM	7:00 PM	7:30 PM	7:00 PM
LINCOLN FINANCIAL FIELD	TIAA BANK FIELD	LINCOLN FINANCIAL FIELD	METLIFE STADIUM
L, 10-27	W, 24-10	L, 15-26	L, 0-6

REGULAR SEASON

WEEK 1	WEEK 2	WEEK 3	WEEK 4
SUN · SEP 8	SUN · SEP 15	SUN · SEP 22	THU · SEP 26
1:00 PM	8:20 PM	1:00 PM	8:20 PM
LINCOLN FINANCIAL FIELD	MERCEDES-BENZ STADIUM	LINCOLN FINANCIAL FIELD	LAMBEAU FIELD
W, 32-27	L, 20-24	L, 24-27	W, 34-27

WEEK 5	WEEK 6	WEEK 7	WEEK 8
SUN · OCT 6	SUN · OCT 13	SUN · OCT 20	SUN · OCT 27
1:00 PM	1:00 PM	8:20 PM	1:00 PM
LINCOLN FINANCIAL FIELD	U.S. BANK STADIUM	AT&T STADIUM	NEW ERA FIELD
W, 31-6	L, 20-38	L, 10-37	W, 31-13

WEEK 9	WEEK 11	WEEK 12	WEEK 13
SUN · NOV 3	SUN · NOV 17	SUN · NOV 24	SUN · DEC 1
1:00 PM	4:25 PM	1:00 PM	1:00 PM
LINCOLN FINANCIAL FIELD	LINCOLN FINANCIAL FIELD	LINCOLN FINANCIAL FIELD	HARD ROCK STADIUM
W, 22-14	L, 10-17	L, 9-17	L, 31-37

WEEK 14	WEEK 15	WEEK 16	WEEK 17
MON · DEC 9	SUN · DEC 15	SUN · DEC 22	SUN · DEC 29
8:15 PM	1:00 PM	4:25 PM	1:00 PM
LINCOLN FINANCIAL FIELD	FEDEXFIELD	LINCOLN FINANCIAL FIELD	METLIFE STADIUM
W, 23-17 (OT)	W, 37-27	FOX	FOX

/PhiladelphiaEagles @Eagles @philadelphiaeagles @eagles

FLY EAGLES FLY

www.philadelphiaeagles.com

Lincoln Financial Field

HOME AWAY

WILD CARD JAN 4-5 · **DIVISIONAL** JAN 11-12 · **CHAMPIONSHIP** JAN 19 · **PRO BOWL** JAN 26 · **SUPER BOWL LIV** FEB 2

NFC EAST STANDINGS

Team	W-L	W%	PF	PA	Home	Away	Conf	Div
Cowboys	7-7	.500	378	288	4-3	3-4	6-4	4-0
Eagles	**7-7**	**.500**	**334**	**328**	**4-3**	**3-4**	**5-5**	**3-1**
Giants	3-11	.214	283	382	2-5	1-6	2-8	1-3
Redskins	3-11	.214	215	347	1-6	2-5	2-8	0-4

HOME, SWEET HOME

- Including playoffs, Philadelphia has the 4th-best home winning percentage (.727, 24-9) in the NFL since 2016, trailing only New England (.857, 30-5) and Minnesota (.774, 24-7).
- The Eagles have won 7 of their last 10 contests (.700) at Lincoln Financial Field.

HOME WINNING PERCENTAGE
(NFL Teams Since 2016, Including Playoffs)

Rk.	Team	W%	W-L
1.	New England Patriots	.857	30-5
2.	Minnesota Vikings	.774	24-7
3.	**Philadelphia Eagles**	**.727**	**24-9**
4.	Baltimore Ravens	.719	23-9
5.	New Orleans Saints	.714	25-10

RECORDS AND STREAKS

- **Miles Sanders** holds the Eagles rookie records in single-season scrimmage yards (1,120), previously held by **DeSean Jackson** (1,008 in 2008) and single-season rushing yards (687), previously held by **LeSean McCoy** (637 in 2009).
- **Carson Wentz** has thrown a TD in 17 consecutive regular-season games, which is the longest active streak in the NFL.
- **Brandon Graham** needs 1 more sack to surpass **Greg Brown** (DE, 1982-86) and crack the top-5 in Eagles all-time sacks.
- **Zach Ertz** has 84 receptions this season, which is the 7th most in Eagles single-season history. With 7 more receptions, Ertz would jump to 2nd place in Eagles single-season history, behind his historic 2018 campaign in which he hauled in 116 passes (most ever by an NFL TE).

WEEK 15 RECAP

- **Carson Wentz** finished 30-of-43 (69.8%) for 266 yards, a season-high-tying 3 TDs, 0 INTs and a 109.3 passer rating. He became the third QB in Eagles history to record 30+ completions, 3+ TDs and 0 INTs in a single game, joining **Donovan McNabb** and **Randall Cunningham**.
- **Miles Sanders** became the first rookie in Eagles history to produce 170+ scrimmage yards (career-high 122 rushing yards), 1 rushing TD and 1 receiving TD in the same game.
- **Greg Ward** finished the game with career highs in receptions (7) and receiving yards (61), including a game-winning, 4-yard TD catch with 0:26 remaining.

TEAM LEADERS

PASSING YARDS (TDs/INTs)

Dak Prescott 4,334 (26/11)
Carson Wentz 3,431 (25/7)
Josh McCown 24 (0/0)

RUSHING YARDS (TDs)

Ezekiel Elliott 1,188 (11)
Tony Pollard 395 (2)
Dak Prescott 235 (3)
Miles Sanders 687 (2)
Jordan Howard 525 (6)
Carson Wentz 206 (1)

RECEIVING YARDS (TDs)

Amari Cooper 1,073 (8)
Michael Gallup 911 (3)
Randall Cobb 674 (3)
Jason Witten 491 (4)
Zach Ertz 888 (6)
Alshon Jeffery 490 (4)
Dallas Goedert 451 (4)
Miles Sanders 433 (3)

POINTS

Brett Maher 96
Ezekiel Elliott 72
Amari Cooper 48
Jason Witten 26
Jake Elliott 86
Jordan Howard 42
Zach Ertz 38
Miles Sanders 32

INTERCEPTIONS (YARDS)

Xavier Woods 2 (38)
Jourdan Lewis 2 (20)
Several players tied 2

SACKS (YARDS)

Robert Quinn 9.5 (68.0)
DeMarcus Lawrence 5.0 (24.0)
Several players tied 4.0
Brandon Graham 7.5 (32.5)
Derek Barnett 4.5 (28.5)
Vinny Curry 4.0 (25.0)

GROSS PUNTING (NET)

Chandler Jones 42.4 (37.4)
Cameron Johnston 47.1 (42.9)

FIELD GOALS (%)

Brett Maher 20 (67%)
Kai Forbath 3 (100%)
Jake Elliott 19 (90%)

NOTES TO KNOW

- Philadelphia owns the 2nd-best third-down percentage, converting at a 47.0% clip, trailing only Dallas (48.6%).
- The Eagles are allowing 90.4 rush yards per game, ranking 3rd in the NFL, behind Tampa Bay (73.3) and NYJ (88.8).
- Philadelphia is tied with Houston for the 5th-best red zone percentage in the NFL (65.96%), trailing only Tennessee (73.17%), Green Bay (68.89%), Baltimore (68.42%) and Minnesota (66.00%). The Eagles have converted either a TD or FG on 95.74% (45/47) of their red zone drives this season, which is the highest percentage in the NFL.
- The Eagles defense has forced a 3-and-out on 27.4% (45/164) of opponent possessions this season, which is tied with Chicago for the highest percentage in the league.
- Among NFL TEs this season, **Zach Ertz** ranks 2nd in receptions (84), behind **Travis Kelce** (86) and 3rd in receiving yards (888), behind Kelce (1,131) and **Darren Waller** (1,001).
- **Brandon Graham** has a team-leading 7.5 sacks and 15 tackles for loss this season.
- Since Week 13, **Carson Wentz** leads the NFL in both red zone passing TDs (8) and third-down passing TDs (5).

DALLAS COWBOYS / WEEK 15 / THROUGH SUNDAY, DECEMBER 15, 2019

WON 7, LOST 7

09/08 W 35-17	N.Y. Giants	90,353
09/15 W 31-21	at Washington	75,128
09/22 W 31- 6	Miami	90,127
09/29 L 10-12	at New Orleans	73,086
10/06 L 24-34	Green Bay	93,024
10/13 L 22-24	at N.Y. Jets	78,523
10/20 W 37-10	Philadelphia	91,213
11/04 W 37-18	at N.Y. Giants	76,107
11/10 L 24-28	Minnesota	91,188
11/17 W 35-27	at Detroit	61,801
11/24 L 9-13	at New England	65,878
11/28 L 15-26	Buffalo	90,445
12/05 L 24-31	at Chicago	61,276
12/15 W 44-21	L.A. Rams	90,436
12/22	at Philadelphia	
12/29	Washington	

	Dal.	Opp.
TOTAL FIRST DOWNS	341	291
Rushing	107	93
Passing	204	162
Penalty	30	36
3rd Down: Made/Att	85/175	60/175
3rd Down Pct.	48.6	34.3
4th Down: Made/Att	5/13	10/18
4th Down Pct.	38.5	55.6
POSSESSION AVG.	29:37	30:23
TOTAL NET YARDS	6076	4530
Avg. Per Game	434.0	323.6
Total Plays	935	885
Avg. Per Play	6.5	5.1
NET YARDS RUSHING	1876	1450
Avg. Per Game	134.0	103.6
Total Rushes	397	357
NET YARDS PASSING	4200	3080
Avg. Per Game	300.0	220.0
Sacked/Yards Lost	18/134	36/274
Gross Yards	4334	3354
Att./Completions	520/340	492/321
Completion Pct.	65.4	65.2
Had Intercepted	11	6
PUNTS/AVERAGE	43/41.4	61/45.9
NET PUNTING AVG.	43/37.4	61/43.0
PENALTIES/YARDS	97/907	96/815
FUMBLES/BALL LOST	13/5	17/9
TOUCHDOWNS	44	32
Rushing	17	13
Passing	26	19
Returns	1	0

* SCORE BY PERIODS	Q1	Q2	Q3	Q4	OT	PTS
TEAM	61	119	71	127	0	378
OPPONENTS	69	95	65	59	0	288

* SCORING	TD	Ru	Pa	Rt	K-PAT	FG	S	PTS
Maher	0	0	0	0	36/36	20/30	0	96
Elliott	12	11	1	0			0	72
Cooper	8	0	8	0			0	48
Witten	4	0	4	0			0	26
Pollard	3	2	1	0			0	20
Cobb	3	0	3	0			0	18
Forbath LG	0	0	0	0	6/ 7	4/ 4	0	18
Forbath TM	0	0	0	0	5/ 5	3/ 3	0	14
Gallup	3	0	3	0			0	18
Jarwin	3	0	3	0			0	18
Prescott	3	3	0	0			0	18
Austin	2	1	1	0			0	12
Bryant	1	0	1	0			0	6
Lewis	1	0	0	1			0	6
D. Smith	1	0	1	0			0	6
TEAM	44	17	26	1	41/41	23/33	0	378
OPPONENTS	32	13	19	0	26/28	22/26	0	288

SACKS: Quinn 9.5, Bennett LG 6.5, Bennett TM 4, Lawrence 5, M. Collins 4, Lewis 4, J. Smith 2.5, Armstrong 2, Thompson 1.5, Christ. Covingto 1, Crawford 1, Lee 1, Vander Esch 0.5, TM 36, OPP 18 FUM/LOST: Prescott 5/1, Elliott 3/2, Cobb 2/1, Austin 1/0, Jarwin 1/0, Witten 1/1

* PASSING	Att	Cmp	Yds	Cmp%	Yds/Att	TD	TD%	Int	Int%	Long	Sack/Lost	Rating
Prescott	519	340	4334	65.5	8.35	26	5.0	11	2.1	62	18/ 134	99.3
Cobb	1	0	0	0.0	0.00	0	0.0	0	0.0	---	0/ 0	39.6
TEAM	520	340	4334	65.4	8.33	26	5.0	11	2.1	62	18/ 134	99.2
OPPONENTS	492	321	3354	65.2	6.82	19	3.9	6	1.2	92t	36/ 274	92.6

* RUSHING	No.	Yds	Avg	Long	TD
Elliott	270	1188	4.4	31	11
Pollard	70	395	5.6	44t	2
Prescott	48	235	4.9	42	3
Austin	6	47	7.8	20t	1
Cobb	3	11	3.7	7	0
TEAM	397	1876	4.7	44t	17
OPPONENTS	357	1450	4.1	59	13

* RECEIVING	No.	Yds	Avg	Long	TD
Cooper	71	1073	15.1	53t	8
Witten	57	491	8.6	33	4
Gallup	56	911	16.3	62	3
Cobb	45	674	15.0	59	3
Elliott	44	381	8.7	27	1
Jarwin	30	351	11.7	42t	3
Pollard	14	102	7.3	21t	1
Austin	11	171	15.5	59t	1
D. Smith	5	113	22.6	51t	1
C. Wilson	5	46	9.2	14	0
Bryant	1	15	15.0	15t	1
Schultz	1	6	6.0	6	0
TEAM	340	4334	12.7	62	26
OPPONENTS	321	3354	10.4	92t	19

* INTERCEPTIONS	No.	Yds	Avg	Long	TD
X. Woods	2	38	19.0	29	0
Lewis	2	20	10.0	20	0
Lee	1	25	25.0	25	0
Awuzie	1	0	0.0	0	0
TEAM	6	83	13.8	29	0
OPPONENTS	11	111	10.1	37	0

* PUNTING	No.	Yds	Avg	Net	TB	In	Lg	B
C. Jones	42	1780	42.4	37.4	1	17	58	1
TEAM	43	1780	41.4	37.4	1	17	58	1
OPPONENTS	61	2798	45.9	43.0	3	32	69	0

* PUNT RETURNS	Ret	FC	Yds	Avg	Long	TD
Austin	14	9	78	5.6	15	0
Cobb	3	8	24	8.0	14	0
C. Wilson	2	2	13	6.5	13	0
TEAM	19	19	115	6.1	15	0
OPPONENTS	17	14	153	9.0	32	0

* KICKOFF RETURNS	No.	Yds	Avg	Long	TD
Pollard	10	147	14.7	28	0
C. Wilson	3	64	21.3	22	0
Cobb	2	11	5.5	11	0
Schultz	1	5	5.0	5	0
TEAM	16	227	14.2	28	0
OPPONENTS	30	697	23.2	50	0

* FIELD GOALS	1-19	20-29	30-39	40-49	50+
Maher	0/ 0	9/ 9	6/ 8	1/ 5	4/ 8
Forbath LG	0/ 0	1/ 1	0/ 0	2/ 2	1/ 1
Forbath TM	0/ 0	0/ 0	0/ 0	2/ 2	1/ 1
TEAM	0/ 0	9/ 9	6/ 8	3/ 7	5/ 9
OPPONENTS	1/ 1	11/11	5/ 5	5/ 8	0/ 1

Maher: ()(25G)(28G,55N)(28G)(54N,36G,33N)(50G,62G,32G,40N)(26G,63G,29G)(35G,54N,52G,28G)(57N,23G)(30G,34G)(46N,46G,27G,29G)(35B,47N)(42N,31G)

()

Forbath, N.E.-Dal.: ()()()()()()()()()()()()()()

(23G)()(50G,42G,42G)

Forbath, Dal.: ()()()()()()()()()()()()()(50G,42G,42G)

TM: ()(25G)(28G,55N)(28G)(54N,36G,33N)(50G,62G,32G,40N)(26G,63G,29G)(35G,54N,52G,28G)(57N,23G)(30G,34G)(46N,46G,27G,29G)(35B,47N)(42N,31G)(50G,42G,42G)

OPP: (28G)()(47N,22G,33G)(40G,42G,19G,26G)(20G,38G)(38G)(38G)(21G,25G,26G,29G)(26G,27G)()(44G,46N,48N,42G)(50N,41G,26G)(36G)()

2-Pt Conv: Pollard, Witten, TM 2-3, OPP 2-4

JEFFREY LURIE CHAIRMAN & CEO



In 1994, **Jeffrey Lurie** purchased the Philadelphia Eagles, launching the most successful run in franchise history.

During his time as Chairman and CEO, the Eagles have become a perennial contender, establishing a winning tradition by capturing eight NFC East titles, playing in six NFC Championships and making appearances in **Super Bowls XXXIX** and **LII**. In 2017, Philadelphia captured the first **Super Bowl** victory in franchise history by defeating the New England Patriots, 41-33, in **Super Bowl LII**. This unprecedented run of success has led to a greater overall winning percentage, more playoff games (28), and more playoff victories (15) than under all previous ownership groups combined.

While Lurie's teams have thrived on the field, he has also built a successful business and community-oriented organization over the two decades that he has served as Chairman and CEO.

After purchasing the Eagles, Lurie recognized that the organization was in need of a total reconstruction, design, and relocation of its office headquarters, practice facility, and stadium. He immediately committed to providing the franchise with everything it needed to succeed and constructed two state-of-the-art facilities in South Philadelphia: the **NovaCare Complex** (2001) and **Lincoln Financial Field** (2003).

Although **Lincoln Financial Field** was erected specifically to house its primary tenant, the Philadelphia Eagles, Lurie also created a multidimensional event destination that could house a wide variety of events. Fittingly, the first ticketed event at the new stadium was a soccer match between Manchester United and FC Barcelona in August 2003.

Since then, **Lincoln Financial Field** has continued to evolve with an ever-changing entertainment landscape and underwent a two-year, $125 million revitalization in 2013. Over the years, the venue has hosted high-profile events including sold-out concerts, national and international soccer matches, the NCAA Lacrosse Championships, the Army-Navy Game, Monster Jam, Temple University football games, and more.

A thoughtful and compassionate philanthropist with family ties to autism, Lurie is devoted to raising critical funds for the neurodevelopmental disorder, and has leveraged his resources as a professional sports owner to turn autism *awareness* into *action*.

In 2018, Lurie launched the inaugural **Eagles Autism Challenge** to help drive scientific breakthroughs and establish Philadelphia as a major center for autism research and care. The team's signature cycling and 5K run/walk event directs 100 percent of participant-raised funds to the groundbreaking research being conducted at leading Philadelphia institutions. Over the first two years, the Eagles Autism Challenge has raised more than $6 million in new money for the city, which has gone on to fund institutions conducting important work in the field of autism.

"Autism is one of the most under-funded conditions in the country and we need to turn awareness into action," Lurie has noted. "Those who have autism are wonderful people, usually highly intelligent, sweet, and caring. They are often unable to effectively communicate with others. We need to support as

CONFERENCE CHAMPIONSHIP APPEARANCES (SINCE 1995)

Rk	Team	Appearances
1.	New England Patriots	14
2.	Pittsburgh Steelers	8
3.	Green Bay Packers	7
4.	**Philadelphia Eagles**	**6**
5t.	Denver Broncos	5
	Indianapolis Colts	5

REGULAR-SEASON RECORDS & PLAYOFF APPEARANCES (SINCE 1995)

Rk	Team	Record (Pct.)	Appearances
1.	New England Patriots	280-118 (.704)	20
2.	Green Bay Packers	251-145-2 (.633)	18
3.	Pittsburgh Steelers	250-146-2 (.631)	15
4t.	Indianapolis Colts	233-165 (.585)	17
	Denver Broncos	233-165 (.585)	12
6.	**Philadelphia Eagles**	**222-174-2 (.560)**	**14**
7.	Seattle Seahawks	222-175-1 (.559)	13

LURIE'S LANDMARKS

- Is the winningest owner in Eagles history and has led the franchise longer than any owner in team history
- One of Lurie's philanthropic endeavors was the creation of the team's non-profit charitable wing in 1995. For 20 years, Eagles Youth Partnership (EYP) served more than 50,000 at-risk children in the Greater Philadelphia region annually with a focus on health and education programming
- In 2015, Lurie oversaw EYP's transition to the **Eagles Charitable Foundation** that now provides children in the local community with greater access to vision care and autism research and services. Its signature program – the **Eagles Eye Mobile** – travels to local schools to provide free eye exams and prescription eyeglasses to under- and uninsured students
- Under Lurie's direction, the Eagles launched the groundbreaking ***Go Green*** initiative aimed at reducing the organization's footprint on the environment and creating programs that improve the quality of life in the Philadelphia region. In December 2018, Lincoln Financial Field was awarded LEED Gold certification by the U.S. Green Building Council. Additionally, the Eagles are the first professional sports team in the world to have received the prestigious ISO 20121 Event Sustainability Management System certification
- Lurie's Screen Pass Pictures served as executive producers of *Inside Job*, the 2010 documentary film, which earned the Academy Award for Best Documentary Feature and *Inocente*, which earned an Academy Award for Best Short Documentary in 2013
- Lurie is a director of the NLM Family Foundation, which devotes resources to autism research and education, and he also established the Lurie Family Foundation

much dynamic research as possible in order to create real breakthroughs."

Through his ongoing work to find cures for neurodevelopmental diseases and disorders, the American Brain Foundation presented Lurie with the Commitment to Cures Award on May 8, 2019.

A year earlier, during the 2018 offseason, Lurie was honored by the Fritz Pollard Alliance with the 2018 Paul "Tank" Younger Award. The award is granted annually to an NFL executive, coach or owner who promotes racial and gender diversity. Lurie's efforts to foster civic responsibility throughout the organization have also led to the Philadelphia Eagles being recognized by many for supporting social justice and human rights initiatives.

In 2011, in acknowledgment of the organization's commitment to the community, as well as their **Tackling Breast Cancer** and ***Go Green*** campaigns, the Eagles were presented with the coveted Sports Team of the Year Award by Beyond Sport.

Prior to entering business, Lurie served as an adjunct assistant professor of social policy at Boston University. He earned a B.A. from Clark University, a master's in psychology from Boston University, and a Ph.D. in social policy from Brandeis University.

Currently, he serves on numerous NFL committees, including the Finance Committee, Broadcast Committee, International Committee, and the Super Bowl Advisory Committee.

Born on September 8, 1951, Lurie has two children. He is married and resides in the Philadelphia area with his wife, Tina. In his free time, he enjoys traveling, golfing, tennis, movies, music, and discovering great restaurants.

BEHIND THE SCENES

Favorite Philadelphia restaurants: Barclay Prime, Nomad, Osteria, Radicchio Café, Tequilas, Tinto, Vernick and Vietnam

Favorite Philadelphia breakfast spot: Honey's Sit N Eat

Favorite music: Ranges from The Doors to Bob Marley to Shakira

First concert attended: Beach Boys

Favorite player growing up: Bobby Orr

Favorite TV shows of all-time: *Hogan's Heroes*, *The Fugitive*, *24*

Favorite books: *When Breath Becomes Air*, *The Kite Runner*

Favorite all-time movies: *The Great Escape*, *The Godfather Part II*, *Silver Linings Playbook*, *Lion*

Favorite dog breeds: Bernese Mountain Dog, Wheaten Terrier



DON SMOLENSKI PRESIDENT



Don Smolenski, now in his 21st season with the organization, was originally hired by the team in 1998 as chief financial officer. He was promoted to senior vice president/chief financial officer in 2001 and was named the team's chief operating officer in 2010. In 2012, he was named to his current role of team president.

As president, Smolenski directs the club's business and strategic efforts, including sales, marketing, communications, and operations. He has played a key role in significant projects from the construction of **Lincoln Financial Field** to the club's internationally recognized environmental and philanthropic programs. During his tenure as president, Smolenski has infused energy and creativity throughout the organization with his engaging leadership style. In 2015, he was named to the Most Admired CEOs list by the *Philadelphia Business Journal* and the Philadelphia Eagles were twice named to Philly.com's Top Workplaces list in 2016 and 2018.

During his time as the team's president, Smolenski and the Eagles saw their first **Super Bowl** victory in franchise history after defeating the New England Patriots, 41-33, in **Super Bowl LII**.

In his first year as president, Smolenski spearheaded a two-year, $125 million **Lincoln Financial Field** revitalization project that added 1,600 seats, HD video boards, and graphics paying tribute to the team's history. Over the years, **Lincoln Financial Field** has hosted high-profile events including sold-out concerts, national and international soccer matches, the NCAA Lacrosse Championships, the Army-Navy Game, Monster Jam, Temple University football, and more.

Smolenski plays an important role in the team's environmental initiatives. Because of their **Go Green** program, the Eagles have emerged as a leader in environmental stewardship in the sports industry. Those efforts include conservation efforts, recycling programs, and use of renewable energy including wind and solar.

Smolenski serves as the treasurer of the team's public charity, **Eagles Charitable Foundation**, which provides children in the Philadelphia region with greater access to vision care and provides funds to support autism research and services. In 2018, Smolenski helped launch the **Eagles Autism Challenge**, a one-day bike ride and family-friendly 5K run/walk dedicated to raising funds for innovative research and programs to help unlock the mystery of autism. In addition, Smolenski helped launch the **Eagles Care** initiative in 2013. The **Eagles Care** program forges annual, strategic partnerships with five local nonprofit organizations in order to deepen the impact of the team's community efforts. The Eagles also host an annual **Huddle Up For Autism** event at **Lincoln Financial Field** in partnership with the Center for Autism Research at the Children's Hospital of Philadelphia.

In addition to his leadership roles within the Eagles organization, Smolenski is a member of the Greater Philadelphia Chamber of Commerce Board, the FM Global Advisory Board, the Philadelphia Sports Congress, the Panasonic Advisory Board, and the Children's Hospital of Philadelphia (CHOP) Foundation Board of Overseers. Smolenski is also the co-chair of the CHOP Corporate Council and is involved with Leadership Philadelphia, a nonprofit organization that promotes leadership and community involvement. In 2017, in partnership with the Philadelphia Sports Congress, Smolenski assisted in bringing the NFL Draft back to Philadelphia for the first time since 1961.

Before joining the Eagles, Smolenski served as chief financial officer for the International Hockey League, where he oversaw all league financial matters and played an integral role in the expansion of the league. Through the development of expansion models and the analysis of league performance models, Smolenski saw the league grow from 12 to 19 teams.

Smolenski began his career as a public accountant with Arthur Andersen.

An outdoor enthusiast, Smolenski enjoys an active lifestyle and has completed the Detroit, Pittsburgh, and Boston Marathons. He earned his Bachelor of Arts degree in biology from Amherst College and holds a Master of Science degree in accounting. Don and his wife, Karen, have two sons, Jake and Shane.



HOWIE ROSEMAN

EXECUTIVE VICE PRESIDENT/ GENERAL MANAGER



Howie Roseman, Executive Vice President/General Manager, is in his 20th season with the Philadelphia Eagles. Roseman's role within the organization is to provide perspective on decisions that help shape the franchise.

In 2018, Roseman built a team that navigated several key injuries on the way to winning a Wild Card game against the Chicago Bears and advancing to the NFC Divisional Round.

Roseman was named 2017 Executive of the Year by the Pro Football Writers of America for his integral role in constructing the team's **Super Bowl LII**-winning roster. In addition, Roseman was voted the 2017 *Sporting News* NFL Executive Of The Year by league executives. During the 2017 offseason, Roseman and the Eagles front office utilized free agency to add key veterans such as **LeGarrette Blount**, **Nick Foles**, **Alshon Jeffery**, **Chris Long**, **Patrick Robinson** and **Torrey Smith**, while also executing trades for veteran defenders **Ronald Darby** and **Tim Jernigan**. The team later traded for running back **Jay Ajayi** just before the NFL trade deadline in October. Additionally, Roseman infused the roster with talent and youth during April's NFL Draft, which was held in Philadelphia for the first time since 1961. Roseman's moves paid dividends when the Eagles captured the first **Super Bowl** title in franchise history with a 41-33 victory over the New England Patriots.

In addition to 2017's acquisitions, Roseman has overseen the reshaping of a roster that included two separate trades that allowed the Eagles to move up in the first round of the 2016 NFL draft to select North Dakota State QB **Carson Wentz**. Eight days prior to the start of the 2016 regular season, Roseman executed another trade that sent QB **Sam Bradford** to the Minnesota Vikings in exchange for a 2017 first-round pick, which the Eagles used to select Tennessee's **Derek Barnett**, and a 2018 fourth-round pick. Prior to the 2016 and 2017 seasons, Roseman continued to solidify the team's core by retaining key veterans while adding to the team through free agency and the draft.

Prior to being promoted to Executive Vice President of Football Operations (2016-18), Roseman served as the team's general manager from 2010-14. At the time of his 2010 promotion to general manager, Roseman became the youngest NFL executive to be named to the post in three decades, at just 34 years old. In his first year as general manager, he oversaw a major overhaul of the roster, making it one of the youngest in the NFL. The revamped Eagles squad earned an NFC East division crown in 2010 and then again in 2013. In 2014, the Eagles won ten games with an NFC-high nine **Pro Bowl** players.

Since hiring Roseman in 2000, the Eagles have earned 12 playoff berths, eight division titles, six NFC Championship appearances, two NFC Championship crowns and trips to **Super Bowl XXXIX** and **Super Bowl LII**.

In addition to overseeing the team's roster moves, Roseman is also responsible for establishing the organization's scouting and personnel department, as well as overseeing the executives who specialize in analytics, sports science, player engagement and NFL compliance.

After relentlessly pursuing jobs in NFL front offices, Roseman finally got his foot in the door as an intern with the Eagles when the team was headquartered at Veterans Stadium.

Roseman was elevated to director of football administration in 2003 and then to vice president of football administration in 2006. In that role, he worked in the personnel department evaluating players around the NFL and for the draft. He also represented the team to the NFL on contract, salary cap and player personnel matters.

In 2007, Roseman was invited to participate in the NFL-Stanford Program for managers at the Stanford Graduate School of Business, a program developed by the NFL to promote development of leaders within the league.

From 2008-09, Roseman served as the team's vice president of player personnel. In that role, he managed the college scouting staff, organized and ran draft meetings, and scouted the top college prospects around the country.

Roseman is also active in the Philadelphia-area community, contributing to a variety of initiatives involving military and children. He was named Honorary Commander for the Joint Base McGuire-Dix-Lakehurst for his continued efforts with the military. His charitable endeavors have benefited the Alex's Lemonade Stand Foundation, the Boys & Girls Clubs of America, USA Football, Pop Warner and Cop Wheels. He is also a member of the Governing Body of the Global Sports Management Summit and YPO. In 2018, Roseman was the recipient of the Steinberg-DeNicola Humanitarian Award, an honor presented by the Maxwell Football Club to an NFL representative that has committed themselves to doing good in their community.

Born in Brooklyn, NY, Roseman earned his bachelor's degree from the University of Florida before earning a JD degree from Fordham Law School. Howie and his wife, Mindy, reside in suburban Philadelphia with their four children.



DOUG PEDERSON HEAD COACH



Doug Pederson was named head coach of the Philadelphia Eagles on January 18, 2016, rejoining the organization after a three-year run as the offensive coordinator of the Kansas City Chiefs from 2013-15.

In just his second season as a head coach in 2017, Pederson led the Eagles to a 13-3 regular-season record en route to the first Super Bowl title in franchise history, a 41-33 victory over the New England Patriots in **Super Bowl LII**.

Altogether, Pederson has engineered two playoff appearances and four postseason victories in his first three seasons. In 2018, he led the team to a 9-7 regular-season record and a victory over the Chicago Bears in the Wild Card round.

In 2017, the Eagles tied a franchise record with 13 regular season wins, earning an NFC East title and the No. 1 seed in the NFC playoffs. Pederson became the eighth head coach in NFL history to win the Super Bowl in his first two seasons and the seventh to win the Super Bowl in his first playoff appearance. Additionally, Pederson became just the fourth head coach in NFL history to lead his team to a Super Bowl title following a sub-.500 record the previous season, joining **Bill Walsh** (1981 49ers), **Dick Vermeil** (1999 Rams) and **Bill Belichick** (2001 Patriots).

As a first-year head coach with the Eagles in 2016, Pederson earned a 7-9 record while developing rookie quarterback **Carson Wentz**, the No. 2-overall pick in the NFL Draft. Under Pederson's direction, Wentz set a team and all-time NFL rookie record with 379 completions, while posting franchise rookie records in pass attempts (607), passing yards (3,782), passing touchdowns (16) and completion percentage (62.4%). Wentz also produced the 4th-most passing yards (3,782) in single-season team history and NFL rookie history. Wentz started all 16 games in his rookie season, becoming the first Eagles quarterback to start all 16 regular-season games since **Donovan McNabb** in 2008.

Prior to arriving in Philadelphia, Pederson served as the offensive coordinator in Kansas City from 2013-15 and helped guide the Chiefs to a 31-17 regular-season record.

In 2015, Pederson helped the Chiefs rebound from a 1-5 start to win a franchise-record 11 consecutive games, including Kansas City's first playoff victory in 22 years.

Kansas City acquired QB **Alex Smith** via trade in 2013 and the 10-year veteran experienced the most productive stretch of his career under Pederson's tutelage: a three-year span during which he set a Chiefs record for wins by a starting quarterback in his first three years as a starter (30). During his three years in Pederson's offense, Smith notched three consecutive 3,000-yard seasons, threw the second-fewest interceptions among quarterbacks with at least 1,000 attempts (20) and ranked fourth among all quarterbacks with 1,183 rushing yards. Smith's 20 interceptions from 2013-15 marked the lowest three-season total of his career in years that he played more than 10 games.

Before joining Kansas City, Pederson served as the quarterbacks coach in Philadelphia from 2011-12. In his first season as the Eagles quarterbacks coach, Pederson helped QB **Michael Vick** become the second quarterback in NFL history to top the 3,000-yard passing and 500-yard rushing plateaus in consecutive seasons. That year, under Pederson's direction, Vick set career highs in completions (253) and passing yards (3,303) while throwing the third-most touchdowns of his career (18). Vick's yards through the air, combined with his 589 rushing yards, helped Philadelphia's offense record a then-franchise-record 6,386 net yards (now the second-highest total) and notch a team-record 356 first downs. Additionally, the 2011 Eagles offense ranked second in the league in plays of 10-plus yards (258) and tied for second in plays of 20-plus yards (84).

Pederson began his pro coaching career as an offensive quality control coach with the Eagles from 2009-10. During that span, the Eagles scored 868 points and set single-season franchise scoring records in back-to-back years (429 in 2009 and 439 in 2010).

In 2010, Pederson assisted an Eagles offense that recorded a then-franchise-record 6,230 net yards (now fourth), which ranked second in the NFL that season, and a then-franchise-record 439 points, which ranked third in the league.

During Pederson's first season as an NFL coach (2009), the Eagles offense recorded the fifth-most passing yards in team history (4,089), which at the time ranked second in club annals.

A 12-year NFL veteran, Pederson played quarterback for the Green Bay Packers, Miami Dolphins, Philadelphia Eagles and Cleveland Browns after originally being drafted by the Carolina Panthers in the 1995 expansion draft. Pederson was coached by three of the most successful coaches in NFL history: **Don Shula**, **Mike Holmgren** and **Andy Reid**. Additionally, Pederson played alongside Pro Bowl quarterbacks **Brett Favre**, **Dan Marino**, **Donovan McNabb** and **Jim McMahon**.

Pederson served as a backup quarterback for Green Bay from 1995-98 and 2001-04, and was part of Packer teams that won **Super Bowl XXXI**, two NFC Championships (1996 and 1997) and six division titles. Pederson made eight starts for the Browns in 2000 and logged 1,047 yards and two touchdowns on 117 completions. In 1999, Pederson made nine starts for the Eagles, completing 119 passes for 1,276 yards and seven touchdowns.

In a 1993 contest against the Eagles, Pederson was pressed into duty when Dolphins starter **Scott Mitchell** left the game with a shoulder injury. In the second half, he helped guide Miami to a 19-14 win that marked **Don Shula**'s 325th career victory.

Pederson attended Northeast Louisiana (now Louisiana Monroe) where he was a three-year starter at quarterback. He finished his college career with 6,445 yards and 33 TDs on 571-of-1,032 passing. As a senior, Pederson led the Southland Conference in passing when he completed 205 of 367 passes for 2,282 yards and 10 TDs. In 1989, he set a school record with 619 passing yards against Stephen F. Austin. Pederson graduated from Northeast Louisiana with a B.B.A. in business management.

The Bellingham, WA, native (born January 31, 1968) earned three letters each in football, baseball and basketball at Ferndale (WA) H.S., where he was an all-league selection at quarterback, safety and kicker and finished his high school career with 1,880 yards and 19 TDs on 106-of-250 passing.

Pederson and his wife, Jeannie, have three sons: Drew, Josh and Joel. Jeannie played basketball at Louisiana College.

COACHES CAPSULES

MIKE GROH
Offensive Coordinator

3rd year in Philadelphia



- Was promoted to offensive coordinator during the 2018 offseason. In his first season as offensive coordinator, Philadelphia registered the 7th-ranked passing offense (267.2) and 8th-ranked team passer rating (100.7) in the NFL. The Eagles also finished 9th in 10+ yard plays (235) and 10th in passing yards per play (6.7). Additionally, QB Carson Wentz ranked 3rd in the NFL with a team-record 69.6 completion percentage and TE Zach Ertz set the NFL record for receptions by a TE (116)
- Joined the Eagles in 2017 as wide receivers coach. In his first season in Philadelphia, coached a wide receiver unit that made significant improvements. The Eagles were the only team with two wide receivers that produced eight-or-more receiving TDs. Alshon Jeffery tied for 4th in the NFL with nine receiving TDs and Nelson Agholor enjoyed a breakout year as he recorded a career-high eight receiving TDs and ranked 1st in the NFL in third-down receiving average
- Coached receivers for the Chicago Bears from 2013-15 and oversaw a position group that featured Pro Bowlers Alshon Jeffery and Brandon Marshall
- Won national championships in 2011-12 as wide receivers coach and recruiting coordinator for the University of Alabama
- Coached at UVA from 2001-08 and served as the OC in his final three seasons. Also played QB for the Cavaliers and led the team to bowl victories in 1994 and 1995

JIM SCHWARTZ
Defensive Coordinator

4th year in Philadelphia



- In 2018, Philadelphia ranked 1st in the NFL in red zone defense (44.6%) during the regular season. The Eagles also ranked 6th in third-down defense (35.3%) and 7th in opponent rushing yards per game (96.9)
- During Philadelphia's 2017 Super Bowl LII-winning campaign, led an Eagles defense that finished No. 1 in the NFL against the run (79.2 ypg), produced the fourth-most takeaways in the league (31) and ranked 3rd in third-down defense (32.2%). The Eagles gave up just seven rushing TDs on the year, which tied with the 2008 defense for the fewest rushing TDs surrendered by an Eagles defense since 2002. In total, Philadelphia's defense gave up 31 TDs on the season, which marks the fewest TDs surrendered by an Eagles defense since 2008 (26)
- In 2016, his first season with the Eagles, guided the team's transition from a 3-4 to a 4-3 defense and oversaw a unit that featured Pro Bowl DT Fletcher Cox and second-team All-Pro Brandon Graham. In addition to Cox and Graham's accolades, second-year linebacker Jordan Hicks led all NFL LBs with five INTs. The Eagles defense finished third in the NFL in red zone defense (45.1 pct.)
- In 2014, directed a Bills defense that allowed the second-fewest points in the NFL (16.9 ppg), notched a league-high 54 sacks, held opponents to a league-best 33.2 percent third-down conversion rate and allowed the second-lowest quarterback rating (74.5)
- Served as head coach of the Detroit Lions from 2009-2013. Guided the team to its first playoff berth since 1999 when he coached Detroit to a 10-6 record in 2011
- Spent 10 years with the Tennessee Titans, serving as defensive coordinator from 2001-08. Helped the Titans reach Super Bowl XXXIV and win three division titles

DAVE FIPP
Special Teams Coordinator

7th year in Philadelphia



- Coached first-year punter Cameron Johnston in 2018. In his first NFL season, Johnston posted single-season team records in gross punting average (48.1) and net punting average (42.7), while placing 3rd and 4th, respectively, in the NFL in those categories
- In 2017, tutored rookie kicker Jake Elliott after the team lost veteran kicker Caleb Sturgis to injury in Week 1. Elliott enjoyed a historic rookie campaign, kicking the longest regular-season (61 yards vs. NYG in Week 3) and postseason FGs (53 yards in the Divisional Round vs. Atl.) in franchise and NFL rookie history. He also kicked the two longest FGs by a rookie in Super Bowl history (42 and 46 yards) in Philadelphia's 41-33 win vs. New England in Super Bowl LII
- In 2016, the Eagles ranked second in the NFL with a franchise record 27.314 kickoff return average, led the league with five kickoff returns of 50-plus yards, and were the only team to record multiple kickoff returns for TDs (two)
- In 2014, the Eagles ranked first in the annual *Dallas Morning News* special teams rankings compiled by Rick Gosselin. That year, special teams accounted for a franchise-best and NFL-high seven TDs
- Served as assistant special teams coach with the Miami Dolphins (2011-12) and the San Francisco 49ers (2008-10)
- Coached in college for 10 years at San Jose St., Nevada, Cal Poly, Holy Cross and his alma mater, Arizona
- Walked on at Arizona and played from 1994-97 as a safety and special teamer

DUCE STALEY
Assistant Head Coach/ Running Backs

9th year in Philadelphia



- Originally a third-round pick of Eagles in 1997, enters his 9th year as a member of the Philadelphia coaching staff. Earned the added title of assistant head coach during the 2018 offseason
- Philadelphia ranks 5th in the NFL in rushing offense (122.9 ypg) during his tenure as running backs coach (2013-18)
- The Eagles ground game helped propel the team to its first Super Bowl title in 2017, ranking 3rd overall in rushing offense (132.2 yards per game) and 4th in rushing average (4.47 yards per attempt)
- In 2013, helped All-Pro RB LeSean McCoy become the first Eagle to lead the NFL in rushing and scrimmage yards since 1947
- Worked first two seasons in Philadelphia as an assistant special teams coach, while helping with the running backs
- Gained 5,785 yards during his 10-year NFL career with Philadelphia (1997-2003) and Pittsburgh (2004-06)
- Ranks 5th on team's all-time rushing list. Is one of three Eagles to top 200 yards rushing in a game (Steve Van Buren and McCoy)
- Won a Super Bowl with Pittsburgh in 2005
- His Eagle teammates voted him offensive MVP three times (1998, 1999, and 2002)

PHILLIP DANIELS
Defensive Line

4th year in Philadelphia



- Originally hired by the Eagles during the 2016 offseason as the team's defensive quality control/assistant defensive line coach and was promoted to defensive line coach during the 2019 offseason
- In 2018, coached a unit that produced more sacks (36.5) than any defensive line in the NFL. The unit was led by All-Pro DT Fletcher Cox, who notched a career-high 10.5 sacks and ranked second in the NFL in QB hits (34) (according to radar360)
- In 2017, the defensive line featured four players with 5-plus sacks, marking the first time since 2002 that four individual Eagles defensive linemen recorded 5-plus sacks in a single season

- Originally a fourth-round pick of the Seahawks in 1996, he played for Seattle (1996-99), Chicago (2000-03) and Washington (2004-10). Totaled 512 tackles, 62 sacks, 51 PDs, 15 forced fumbles and 12 fumble recoveries in his career

KEN FLAJOLE
Linebackers

4th year in Philadelphia



- In 2017, helped the defense overcome the loss of starting MLB Jordan Hicks in Week 7 by preparing veteran LB Nigel Bradham to take over the radio and call the defense. Bradham led Eagles LBs with 85 tackles (67 solo) and had a career-high 8 PDs, adding 12 tackles (10 solo) and a sack during the team's Super Bowl LII-winning postseason run
- In 2016, Hicks led all NFL LBs with 5 INTs
- Has coached every defensive position in his 38-year coaching career
- Served as the St. Louis Rams' defensive coordinator from 2009-2011 and coached the Carolina Panthers LBs from 2003-08
- Spent 21 years coaching in the college ranks prior to entering the NFL in 1998
- Played collegiately at Pacific Lutheran and Wenatchee Valley CC

TIM HAUCK
Safeties

4th year in Philadelphia



- In 2017 and 2018, S Malcolm Jenkins earned back-to-back Pro Bowls after leading the Eagles in tackles both years. In 2016, Jenkins returned 2 INTs for TDs and Rodney McLeod set career highs in tackles (117), INTs (3) and PDs (10)
- Served as the defensive coordinator and CBs coach for UNLV from 2013-14
- Enjoyed a 13-year NFL playing career and appeared in 183 regular-season games. Totaled 357 tackles, 16 PDs, six FFs, four FRs and 162 special teams tackles
- Played in 51 games for the Eagles (1999-2002) and logged 158 tackles on defense and 47 tackles on special teams. Started alongside Brian Dawkins in 1999 and finished second on the team with 122 tackles
- Was a two-time first-team All-American safety at Montana

JUSTIN PEELLE
Tight Ends

7th year in Philadelphia



- In 2018, Zach Ertz set the NFL record for receptions (franchise record 116) by a TE, surpassing the previous mark of 110 by Jason Witten in 2012. Ertz's 116 receptions ranked 2nd in the NFL, trailing only Saints WR Michael Thomas (125). In addition to Ertz's 2018 success, rookie Dallas Goedert registered 33 catches for 334 yards and 4 touchdowns
- Eagles TEs excelled during the team's 2017 Super Bowl season. Philadelphia was one of just two teams in the NFL to boast two TEs with at least 5 receiving TDs (Ertz and Trey Burton). Ertz was named to his first career Pro Bowl after finishing 3rd among NFL tight ends with 824 receiving yards and logging a career-high 8 TDs
- Drafted by the Chargers in 4th round in 2002. Played TE for 10 seasons in NFL with San Diego, Miami, Atlanta and San Francisco. Caught 123 passes and 12 TDs

JEFF STOUTLAND
Offensive Line/ Run Game Coordinator

7th year in Philadelphia



- Originally joined the Eagles as the team's offensive line coach in 2013 and took on the added responsibility of run game coordinator during the 2018 offseason
- Following the 2018 season, T Lane Johnson and G Brandon Brooks were voted to the Pro Bowl, while C Jason Kelce was named first-team All-Pro by the *Associated Press*
- In 2017, coached one of the most dominant offensive lines in the NFL. Philadelphia's line paved the way for a ground attack that ranked 3rd in the NFL in rushing offense (132.2 yards per game) and 4th in rushing average (4.47 yards per carry). T Lane Johnson and G Brandon Brooks were voted to their first career Pro Bowls, while Johnson and C Jason Kelce earned *AP* All-Pro recognition. Helped the Eagles overcome a season-ending injury to All-Pro LT Jason Peters in Week 7 by preparing second-year T Halapoulivaati Vaitai to step into the starting lineup
- Coached one of the best lines in the nation at Alabama from 2011-12 and helped the team to a National Championship in 2012

PRESS TAYLOR
Quarterbacks

7th year in Philadelphia



- Joined the Eagles as an offensive quality control coach in 2013, added the responsibility of assistant quarterbacks coach in 2016 and was promoted to quarterbacks coach during the 2018 offseason
- In Taylor's first season as quarterbacks coach (2018), Carson Wentz ranked 3rd in the NFL with a team-record 69.6 (279-of-401) completion percentage, trailing only Drew Brees (74.4%) and Kirk Cousins (70.1%) (min. 400 attempts). Wentz also ranked 7th in the NFL with a career-high 102.2 passer rating (min. 400 attempts)
- Philadelphia's QBs excelled during the 2017 season. Wentz received his first career Pro Bowl nod and was named *Associated Press* second-team All-Pro after leading the Eagles to an 11-2 record and ranking 2nd in the NFL with a franchise-record 33 passing TDs. Following a season-ending injury to Wentz, Nick Foles led Philadelphia to its first Super Bowl title, recording a 100-plus passer rating in all three playoff games and earning Super Bowl LII MVP honors
- In 2016, his first season with the added responsibilities of assistant QBs coach, worked with rookie Wentz and helped him set a team and all-time NFL rookie record with 379 completions
- Lettered two years as a QB at Marshall after transferring from Butler Community College, where he led the school to two JUCO championships (2007-08)

CORY UNDLIN
Defensive Backs

5th year in Philadelphia



- During Philadelphia's 2017 Super Bowl LII-winning campaign, Undlin coaches an Eagles defense that produced the 4th-most takeaways in the league (31) and ranked 3rd in third-down defense (32.2%). On the year, Philadelphia gave up just 24 TD receptions, which marked the fewest TD catches surrendered by an Eagles defense since 2008 (19)
- Coached the safety tandem of Jenkins and Rodney McLeod in 2016 and helped McLeod set career highs in tackles (117), INTs (3) and PDs (10). In his first year coaching Eagles DBs (2015), Jenkins earned his first career trip to the Pro Bowl
- Spent three years with the Denver Broncos prior to arriving in Philadelphia and worked with three Pro Bowl DBs in 2014 - Aqib Talib, Chris Harris Jr., and T.J. Ward

CARSON WALCH
Wide Receivers

2nd year in Philadelphia



- Promoted to wide receivers coach during the 2019 offseason after originally joining the Eagles coaching staff in 2018 as the assistant wide receivers coach
- During his first season with the Eagles (2018), Walch worked with a unit that featured veteran wide receivers Alshon Jeffery and Nelson Agholor. Under Walch's direction, Jeffery recorded his highest receiving yardage (843) and reception totals (65) in a single season since 2014, despite missing the first three games of

the regular season. Agholor recorded career highs in receptions (64) and yards after the catch (350)

- Came to Philadelphia after two seasons with the Edmonton Eskimos as offensive coordinator/receivers coach (2017) and receivers/passing game coordinator (2016)
- From 2013-14, served as an offensive quality control coach with the Chicago Bears, where he worked with Eagles offensive coordinator and former Bears wide receivers coach Mike Groh
- An All-American, all-region and all-conference running back, receiver and return specialist for Winona State from 1996-99. During his final season, was named a regional finalist for the Harlon Hill Award, which is earned by the top player in NCAA Division II football

MIKE BARTRUM
Assistant Tight Ends

1st year in Philadelphia



- Played for the Eagles from 2000-2006 as a tight end and long snapper and returned to Philadelphia in the 2019 offseason as the team's assistant tight ends coach. Most recently, served as the head coach at Meigs High School in Pomeroy, OH
- Signed with the Kansas City Chiefs in 1993 as a UDFA out of Marshall and went on to play 13 seasons in the NFL
- Predominately a long snapper during his NFL career, appeared in 188 career games (including playoffs) and added 11 catches for 65 yards and six touchdowns. Was a part of 10 playoffs teams, appeared in five Championship Games (one AFC and four NFC) and played in two Super Bowls. Also earned NFC Pro Bowl honors following the 2005 season
- Was a two-year starter and three-year letterman at Marshall. Totaled 109 career receptions for 1,187 yards and 10 TDs

MATTHEW HARPER
Assistant Wide Receivers

7th year in Philadelphia



- Enters his seventh year in Philadelphia and his first as assistant wide receivers coach
- Has spent the majority of his tenure with the Eagles as the assistant special teams coach (2013-14 and 2016-18). Also worked as assistant defensive backs coach in 2015
- During his time working with Philadelphia's special teams, the Eagles have fielded some of the top units and individual specialists in the NFL. In 2018, first-year punter Cameron Johnston set single-season franchise records in gross (48.15) and net averages (42.7), while ranking third and fourth in the NFL, respectively, in both categories. In 2017, rookie kicker Jake Elliott enjoyed a historic rookie campaign, kicking the longest regular-season (61 yards vs. NYG in Week 3) and postseason FGs (53 yards in the Divisional Round vs. Atl.) in franchise and NFL rookie history
- In 2014, the Eagles ranked first in Rick Gosselin's annual *Dallas Morning News* special teams ranking
- Was as a coaching intern and G.A. at Oregon from 2009-12. Played two seasons as a safety at Oregon (2006-07) after transferring from City College of San Francisco

ROY ISTVAN
Assistant Offensive Line

1st year in Philadelphia



- Joins the Eagles from Keiser University, where he served as the Seahawks assistant head coach, offensive coordinator and offensive line coach during the school's inaugural football season in 2018
- Prior to his year at Keiser, served as the offensive coordinator and offensive line coach at Cornell University from 2014-16
- Began his coaching career in 1990 as a GA at Southern Connecticut State University, where he worked alongside Eagles offensive line/run game coordinator Jeff Stoutland who served as the Owls offensive coordinator from 1988-92
- Played under Stoutland at SCSU and went on to coach at his alma mater for 11 years

NATHAN OLLIE
Assistant Defensive Line

1st year in Philadelphia



- Joined the Eagles coaching staff during the 2019 offseason as assistant defensive line coach. Prior to coming to Philadelphia, spent the 2018 season as the defensive line coach at Eastern Kentucky
- Served as a GA at the University of Tennessee from 2015-17 where he worked with Eagles defensive end Derek Barnett
- Played defensive line at Ball State from 2010-13. Was a three-time All-Mid-American Conference selection, was a captain as a senior in 2013 and was also named the team's defensive MVP

RYAN PAGANETTI
Assistant Linebackers/ Game Management

5th year in Philadelphia



- Originally joined the Eagles as an analyst in March 2015, was named a coaching assistant in 2017 and worked with the linebackers. Was elevated to defensive quality control and assistant linebackers coach during the 2018 offseason and added the responsbility of game management in 2019
- Played running back at Dartmouth

T.J. PAGANETTI
Assistant Running Backs

4th year in Philadelphia



- Enters 4th season on Philadelphia's coaching staff and first as the team's assistant running backs coach
- Originally joined the organization in 2013 as an analyst working with the offense and quarterbacks. Re-joined the team in 2017 as the offensive quality control/ assistant offensive line coach
- Held numerous stints with the Oregon Ducks football program including undergraduate intern (2007-2008) and student assistant coach (2009-2012). After two seasons with the Eagles as an analyst (2013-14), returned to Oregon as a Graduate Assistant/Linebackers coach

SPENCER PHILLIPS
Assistant Quarterbacks

4th year in Philadelphia



- Promoted to offensive quality control/ assistant quarterbacks during the 2018 offseason. Originally joined the Eagles as a coaching assistant/assistant to the head coach during the 2016 offseason
- In his first season working with the quarterbacks, Carson Wentz ranked 3rd in the NFL with a team-record 69.6 (279-of-401) completion percentage. Wentz also registeredcareer-high 102.2 passer rating (min. 400 attempts)
- Spent 2015 as the defensive quality control coach at Samford University
- Was an All-Conference quarterback at West Los Angeles Junior College before transferring to Murray State University

LUKE THOMPSON
Assistant Special Teams

1st year in Philadelphia



- Joined the Eagles coaching staff during the 2019 offseason from Lafayette College where he served as the Leopards' defensive coordinator and linebackers coach from 2017-18
- Coached in the collegiate ranks for 20 years, including two stints at Georgetown University (2014-16, defensive coordinator/linebackers coach; 2006-12, special teams coordinator/linebackers coach). Also served as the special teams coordinator and linebackers coach for Army from 2012-13

- A graduate of Assumption College in Worcester, MA, began his coaching career in 1998 at Bowdoin College

DINO VASSO
Assistant Secondary

4th year in Philadelphia



- During the 2017 Super Bowl campaign, the Eagles defense produced the 4th-most takeaways in the league (31). On the year, Philadelphia's secondary gave up 24 TD receptions, which marks the fewest TDs surrendered by an Eagles defense since 2008 (19)
- Served as a coaching assistant with the Kansas City Chiefs (2013-15). Worked primarily with the secondary in K.C.
- Was a four-year DB at New Hampshire
- A native of Crum Lynne, PA, lettered in football at Ridley H.S. in Folsom, PA

MATT BURKE
Defensive Special Assistant

1st year in Philadelphia



- Joined the Eagles coaching staff during the 2019 offseason and brings 15 years of NFL coaching experience to Philadelphia. Most recently served as the defensive-coordinator of the Miami Dolphins from 2017-18
- In his first season as Miami's defensive coordinator (2017), the Dolphins defense improved from 29th overall in the NFL to 16th. Additionally, Miami's run defense improved from 30th in 2016 to 14th in 2017
- Coached linebackers for the Cincinnati Bengals from 2014-15 and the Detroit Lions from 2009-13
- While working in Detriot, coached under current Eagles defensive coordinator and former Lions head coach Jim Schwartz. Began NFL coaching career with the Tennessee Titans in 2004 and spent the next five years working under Schwartz, who served as the Titans defensive coordinator from 2001-08.
- A native of Hudson, MA, played safety at Dartmouth

G.J. KINNE
Offensive Special Projects

1st year in Philadelphia



- Joined the Eagles coaching staff after spending the 2018 season as an offensive analyst/quarterbacks coach at the University of Arkansas. Began his coaching career in 2017 as a graduate assistant at SMU
- A former quarterback and wide receiver, spent time on the Philadelphia Eagles practice squad from 2013-15
- Originally entered the NFL in 2012 as an undrafted free agent quarterback with the New York Jets and finished NFL playing career as a member of the New York Giants practice squad in 2015. Last played football as a member of the Saskatchewan Roughriders in 2016
- Played collegiately at Tulsa and finished his three-year career ranked 2nd in school history in passing yards (9,472), total offense (10,831) and passing touchdowns (81). Was also a three-time team captain for the Golden Hurricane

JOE PANNUNZIO
Director of Team Development

3rd year in Philadelphia



- Re-joined the Eagles staff during the 2019 offseason after spending the 2017-18 seasons at the University of Alabama
- Originally joined the Eagles in 2015 as the-director of personnel operations
- Before entering the NFL with the Eagles in 2015, spent four years as the University of Alabama's director of football operations

WR NELSON AGHOLOR 13

6-0 | 198 5th Year

DOB: May 24, 1993 (Age 26)



USC
D1-15 (20th overall) by Philadelphia


2017

Originally selected by Philadelphia with the 20th-overall pick in 2015, Nelson Agholor (pronounced AGG-uh-lore) produced career highs in receptions (64), catch rate (66.0%) and yards after the catch (350) during the 2018 season. Agholor, who had a career-high 9 receptions for 84 yards in Super Bowl LII, also totaled career highs in receiving yards (768) and receiving TDs (8) during his breakout season in 2017.

MOST RECEIVING YARDS
EAGLES PLAYERS SINCE 2017

Zach Ertz	2,875
Alshon Jeffery	2,122
Nelson Agholor	1,867

MOST RECEIVING TDs
EAGLES PLAYERS SINCE 2017

Zach Ertz	22
Alshon Jeffery	19
Nelson Agholor	15

MOST RECEPTIONS
EAGLES PLAYERS SINCE 2017

274	Zach Ertz
165	Nelson Agholor
165	Alshon Jeffery

THREE-STEP DROP

If he could be a superhero: The Flash

First job: Cashier at PDQ

Hobbies: Cooking. "My best meal is rice, pork chops and plantains."

Pregame ritual: Calls his mother on the phone to pray with her

Best player he has faced: "Patrick Peterson is a great competitor."

Favorite books: *Things Fall Apart* by Chinua Achebe & *Oh, the Places You'll Go* by Dr. Seuss

Three favorite throwback jerseys: Michael Jordan, Emsley A. Laney High School; Reggie Bush, USC; Charlie Ward, Florida State

CAREER HIGHLIGHTS

- Recorded a career-high 9 catches for 84 yards in **Super Bowl LII** at NE (2/4/18). Tied for the 2nd-most receptions in Eagles playoff history, behind **Brent Celek**'s 10 catches on 1/18/09 at Arizona

SEASON HIGHLIGHTS

2019 - PHILADELPHIA EAGLES (11/10)

- Posted a season-high-tying 8 receptions for 50 yards and a career-high-tying 2 TDs vs. Det. (9/22/19). Became the fifth player in Eagles history to log 8+ receptions and 1+ TD in back-to-back games, joining **Terrell Owens** (9/25/05-10/2/05), **Irving Fryar** (11/3/96-11/10/96), **Mike Quick** (11/24/85-12/1/85) and **Bud Grant** (11/30/52-12/7/52)
- Recorded his 3rd career 100+ yard game after leading the offense with 107 yards and 1 TD on 8 receptions at Atl. (9/15/19). Caught a 4-yard TD pass from **Carson Wentz** on fourth-and-goal in the third quarter

WR NELSON AGHOLOR 13

CAREER STATISTICS

			RECEIVING					OFF SNAPS	
Year	Team	GP/S	Rec	Yds	Avg	Lg	TD	No	Pct
2015	Philadelphia	13/12	23	283	12.3	53t	1	671	58%
2016	Philadelphia	15/14	36	365	10.1	40t	2	883	78%
2017	Philadelphia	16/10	62	768	12.4	72t	8	813	72%
2018	Philadelphia	16/16	64	736	11.5	83t	4	985	90%
2019	Philadelphia	11/10	39	363	9.3	43	3	705	68%
Totals		**71/62**	**224**	**2,515**	**11.2**	**83t**	**18**	**---**	**---**
PLAYOFFS									
2017	Philadelphia	3/3	15	167	11.1	42	0	154	74%
2018	Philadelphia	2/2	4	38	9.5	13	0	107	90%
Totals		**5/5**	**19**	**205**	**10.8**	**42**	**0**	**---**	**---**

ADDITIONAL STATISTICS

Fumbles/Lost: 3/1 - 2018 *(1/0)*, 2016 *(1/0)*, 2015 *(1/1)*

Fumble Recovery TD: 1 - 11/16/17 vs. Chi.

Rushing: 9-53 (5.9 avg.) - 2018 *(3-32)*, 2017 *(1-7)*, 2016 *(5-14)* **Postseason:** 5-41 (8.2 avg.) - 2018 *(1-12)*, 2017 *(4-29)*

Passing: 1-of-1 for 15 yards - 9/6/18 vs. Atl.

Kickoff Returns: 5-92 (18.4 avg.) in 2016

CAREER HIGHS

Receptions	9	2/4/18 at NE (SB)
Receiving Yards	141	12/3/17 at Sea.
Receiving Long	72t	10/8/17 vs. Ari.
Receiving TDs	2	2x, last: 9/22/19 vs. Det.

2019 GAME-BY-GAME STATISTICS (PHI)

				RECEIVING					SNAPS	
Date	Opp		GP/S	Rec	Yds	Avg	Lg	TD	No	Pct
Sep 8	Was	W	1/1	2	11	5.5	7	0	59	80%
Sep 15	at Atl	L	1/1	8	107	13.4	43	1	78	96%
Sep 22	Det	L	1/1	8	50	6.3	20t	2	75	99%
Sep 26	at GB	W	1/1	0	0	0.0	0	0	56	90%
Oct 6	NYJ	W	1/1	1	20	20.0	20	0	61	90%
Oct 13	at Min	L	1/1	4	42	10.5	23	0	56	86%
Oct 20	at Dal	L	1/1	2	24	12.0	18	0	57	93%
Oct 27	at Buf	W	1/1	4	7	1.8	7	0	55	75%
Nov 3	Chi	W	1/0	3	21	7.0	12	0	79	89%
Nov 17	NE	L	1/1	4	40	10.0	19	0	66	88%
Nov 24	Sea	L	0/0	INACTIVE (KNEE)						
Dec 1	at Mia	L	1/1	3	41	13.7	24	0	63	89%
Dec 9	NYG	W	0/0	INACTIVE (KNEE)						
Dec 15	at Was	W	0/0	INACTIVE (KNEE)						
Dec 22	Dal									
Dec 29	at NYG									
Totals			**11/10**	**39**	**363**	**9.3**	**43**	**3**	**705**	**68%**

SEASON HIGHLIGHTS (Continued)

2018 - PHILADELPHIA EAGLES (16/16, 2/2)

- Posted his first career multi-TD game in the 24-0 playoff-clinching victory at Was. (12/30/18)
- Led the Eagles with a season-high 116 yards in the 32-30 win vs. Hou. (12/23/18), marking the 2nd-highest single-game total of his career (141 yards on 12/3/17 at Seattle)
- In the third quarter of the Texans game, caught an 83-yard TD pass from **Nick Foles** that gave the Eagles a 23-16 lead. The score was the longest receiving TD by an Eagle since **DeSean Jackson** caught a 91-yard TD from **Michael Vick** on 12/12/10 at Dallas
- With the score tied and just 2:39 remaining in the game, caught a crucial 4th-and-1 pass from **Carson Wentz** for a 12-yard gain to set up a game-winning 43-yard FG by **Jake Elliott** in the 25-22 win vs. NYG (11/25/18)
- Led the team with 91 yards on 3 catches in the 34-13 win at NYG (10/11/18), including a season-long 58-yard reception in the second quarter that set up a 10-yard TD pass from **Carson Wentz** to **Zach Ertz** on the next play
- Recorded a season-high-tying 8 receptions for 88 yards at TB (9/16/18). Became just the second player in Eagles history to post 8+ receptions in 3 straight games



WR NELSON AGHOLOR 13

2018 GAME-BY-GAME STATISTICS (PHI)										
				RECEIVING					SNAPS	
Date	Opp		GP/S	Rec	Yds	Avg	Lg	TD	No	Pct
Sep 6	Atl	W	1/1	8	33	4.1	10	0	68	94%
Sep 16	at TB	L	1/1	8	88	11.0	50	1	72	91%
Sep 23	Ind	W	1/1	4	24	6.0	10	0	80	98%
Sep 30	at Ten	L	1/1	5	22	4.4	10	0	72	92%
Oct 7	Min	L	1/1	4	45	11.3	20	0	52	88%
Oct 11	at NYG	W	1/1	3	91	30.3	58	0	64	90%
Oct 21	Car	L	1/1	6	20	3.3	13	0	59	88%
Oct 28	at Jax	W	1/1	3	49	16.3	39	0	57	92%
Nov 11	Dal	L	1/1	5	83	16.6	51	0	55	89%
Nov 18	at NO	L	1/1	0	0	---	--	0	44	86%
Nov 25	NYG	W	1/1	1	12	12.0	12	0	47	72%
Dec 3	Was	W	1/1	4	56	14.0	39	0	65	87%
Dec 9	at Dal	L	1/1	2	49	24.5	42	0	49	94%
Dec 16	at LAR	W	1/1	1	8	8.0	8	0	63	98%
Dec 23	Hou	W	1/1	5	116	23.2	83t	1	74	90%
Dec 30	at Was	W	1/1	5	40	8.0	22t	2	64	90%
Totals			**16/16**	**64**	**736**	**11.5**	**83t**	**4**	**985**	**90%**
PLAYOFFS										
Jan 6	at Chi	W	1/1	3	32	10.7	13	0	61	90%
Jan 13	at NO	L	1/1	1	6	6.0	6	0	46	90%
Totals			**2/2**	**4**	**38**	**9.5**	**13**	**0**	**107**	**90%**

SEASON HIGHLIGHTS (Continued)

2017 - PHILADELPHIA EAGLES (16/10, 3/3)

- Enjoyed a breakout season, producing career highs in receptions (62), receiving yards (768) and receiving TDs (8)
- Tied for 8th in the NFL in receiving TDs (8), behind **DeAndre Hopkins** (13), **Davante Adams** (10), **Jimmy Graham** (10), **Antonio Brown** (9), **Alshon Jeffery** (9), **Marvin Jones Jr.** (9) and **Jarvis Landry** (9)
- Led Philadelphia with nine 20+ yard receptions, including two 50+ yard receiving TDs, which are the most by an Eagle in a single season since **Jeremy Maclin** in 2014 (3)
- Ranked 1st in the NFL in third-down yards per reception (17.5) (min. 20 receptions)
- Posted a career-high 9 receptions for 84 yards in **Super Bowl LII** at NE (2/4/18). Tied for the 2nd-most receptions in Eagles playoff history, trailing only **Brent Celek**'s 10 catches on 1/18/09 at Arizona
- Helped set up an Eagles TD drive (1-yard rushing TD by **LeGarrette Blount**) with a 21-yard gain on an end-around in the 15-10 win vs. Atl. (1/13/18) in the Divisional Round. Marked the longest rush ever by an Eagles WR in the playoffs and the longest overall by an Eagles WR since **DeSean Jackson** on 10/17/10 vs. Atlanta (31 yards)
- Paced the Eagles with 7 receptions for a career-high 141 receiving yards and 1 TD at Sea. (12/3/17). Became the first Eagle to produce 140+ receiving yards and 1+ TD in a single game since **Jordan Matthews** on 12/20/15 vs. Ari. (159-1)



HIGH SCHOOL STANDOUT

Agholor attended Berkeley Prep (Tampa, FL), where he earned All-America honors as a senior running back, wide receiver, cornerback and safety. In his career, Agholor notched 4,732 rushing yards, 921 receiving yards, 12 INTs and 8 kickoff return TDs.

As a senior, Agholor totaled 212 carries for 1,983 yards and 28 TDs and 10 receptions for 117 yards and 2 TDs. He also racked up 35 tackles and 3 INTs on defense.

As a junior, Agholor had 1,440 yards on offense, 3 INTs on defense and 323 return yards.

As a sophomore, Agholor ran for 970 yards with 15 TDs and had 14 receptions for 239 yards with 3 TDs, while totaling 31 tackles and 4 INTs on defense.

Agholor also played basketball at Berkeley, where he averaged 12.8 points, 4.8 rebounds, 4.3 assists and 2.3 steals as a senior.

BIRDSEED

Agholor, who majored in communication at USC, was born in Nigeria and moved to the United States when he was 5 years old. Agholor is the son of Felix and Caroline and has four siblings. His father played high-level soccer in Nigeria.

@nelsonagholor @nelsonagholor15

RB JAY AJAYI 28

6-0 | 223 5th Year

DOB: June 15, 1993 (Age 26)



PRO BOWL 2017

2017



Boise State
D5b-15 (149th overall) by Miami
Acquired: T-Mia-17

THREE-STEP DROP

Nickname: Jay Train

Bucket list: Travel to Greece

If he could play another sport, what position/team: Forward for Arsenal F.C.

First job: Chick-fil-A

Desired talent: "I would love to be able to cut and sew."

Moment left star struck: "I was in Miami at a Drake concert and when I was backstage Rihanna walked past me."

Favorite quote: "Humble but hungry."

Favorite movies: *Kill Bill* series

Favorite TV show: *Stranger Things*

Favorite meal: "My mom's spaghetti and African food."

Jay Ajayi (pronounced uh-JYE-ee) rejoined the Eagles during Week 11 of 2019. Ajayi was originally acquired by Philadelphia in a trade with Miami in 2017 and he went on to lead the Eagles with 184 rushing yards during the team's Super Bowl LII-winning postseason run. From 2016-17 (between Miami and Philadelphia), Ajayi ranked 5th in the NFL in rushing yards per game (74.0) and 7th in rushing yardage (2,145).

MOST RUSHING YARDS

NFL RUNNING BACKS (2016-17)

Ezekiel Elliott	2,614
Le'Veon Bell	2,559
Jordan Howard	2,435
LeSean McCoy	2,405
Todd Gurley II	2,190
Mark Ingram	2,167
Jay Ajayi	2,145

RUSHING YARDS/GAME

NFL RUNNING BACKS (2016-17)

Ezekiel Elliott	104.6
Le'Veon Bell	94.8
Jordan Howard	78.5
LeSean McCoy	77.6
Jay Ajayi	74.0

(min. 400 attempts)

CAREER HIGHLIGHTS

- Led the **Super Bowl LII**-winning Eagles with 184 rushing yards during the 2017 postseason
- In 2017, became the first player in NFL history to produce 400+ rushing yards with two different teams in the same season, doing so with Miami (465) and Philadelphia (408)
- Earned his first career **Pro Bowl** nod with Miami after recording career highs in rush attempts (260), rushing yards (1,272), rushing average (4.89) and rushing TDs (8) in 2016

CAREER STATISTICS

			RUSHING					RECEIVING						OFF SNAPS	
Year	Team	GP/S	Att	Yds	Avg	Lg	TD	Rec	Yds	Avg	Lg	TD	TYS	No	Pct
2015	Miami	9/0	49	187	3.8	24	1	7	90	12.9	20	0	277	158	15%
2016	Miami	15/12	260	1272	4.9	62t	8	27	151	5.6	15	0	1423	581	61%
2017	Miami	7/7	138	465	3.4	21	0	14	67	4.8	15	0	532	320	71%
	Philadelphia	7/1	70	408	5.8	71	1	10	91	9.1	32	1	499	189	17%
	Totals	*14/8*	*208*	*873*	*4.2*	*71*	*1*	*24*	*158*	*6.6*	*32*	*1*	*1031*	---	---
2018	Philadelphia	4/3	45	184	4.1	20	3	5	20	4.0	12	0	204	121	11%
2019	Philadelphia	3/0	10	30	3.0	11	0	0	0	---	--	0	30	23	2%
Totals		**45/23**	**572**	**2546**	**4.5**	**71**	**13**	**63**	**419**	**6.7**	**32**	**1**	**2965**	**---**	**---**
PLAYOFFS															
2016	Miami	1/1	16	33	2.1	8	0	3	12	4.0	5	0	45	43	66%
2017	Philadelphia	3/2	42	184	4.4	26	0	6	70	11.7	32	0	254	84	41%
Totals		**4/3**	**58**	**217**	**3.7**	**26**	**0**	**9**	**82**	**9.1**	**32**	**0**	**299**	**---**	**---**

ADDITIONAL STATISTICS

Fumbles/Lost: 8/4 - *2018 (1/1); 2017 (3/2); 2016 (4/1)* **Postseason Fumbles/Lost:** 1/1 - *2017 (1/1)* **Kickoff Returns:** 1 for 20 yards on 12/14/15 vs. NYG

2-Pt. Conversions: 2 - 12/6/15 vs. Bal., 9/6/18 vs. Atl. **Miscellaneous Tackles:** 2 - *2016 (2)* **Miscellaneous Fumble Recoveries:** 2 - *2016 (2)*



CAREER HIGHS

Rush Attempts	32	12/24/16 at Buf.
Rushing Yards	214	10/23/16 vs. Buf.
Rushing Long	71	11/19/17 at Dal.
Rushing TDs	2	2x, last: 9/6/18 vs. Atl.
Receptions	6	12/4/16 at Bal.
Receiving Yards	52	11/29/15 at NYJ
Receiving Long	32	2x, last: 1/13/18 vs. Atl. (Div.)
Receiving TDs	1	12/25/17 vs. Oak.
Scrimmage Yards	216	10/23/16 vs. Buf.

CAREER HIGHLIGHTS (Continued)

- In 2016, became just the fourth player in NFL history to register 3 games with 200+ rushing yards in the same season, joining **Tiki Barber** in 2005 (3), **Earl Campbell** in 1980 (4) and **O.J. Simpson** in 1973 (3)

SEASON HIGHLIGHTS

2018 - PHILADELPHIA EAGLES (4/3, 0/0)

- Scored his team-leading third rushing TD at TB (9/16/18)
- Registered the second multi-TD game of his career when he rushed for 2 second-half TDs in the season-opening win vs. Atl. (9/6/18). Scored the game-winning TD with just over two minutes remaining in regulation and converted the 2-point conversion to give the Eagles an 18-12 victory.
- Became the third player in Eagles history to rush for multiple TDs in a season opener, joining **Wilbert Montgomery** on 9/12/82 vs. Washington (2) and **Tom Woodeshick** on 9/17/67 vs. Washington (2)

BIRDSEED

Ajayi was born in London, England, to his father, Ibi, and mother, Kemi, who are both natives of Nigeria. Ajayi was raised in Texas and prepped at Liberty (Frisco, TX) High School, where he earned two letters in football and one in track and field.

As a senior, Ajayi was named second-team all-state and was voted as a Parade All-American after recording 225 carries for 2,240 yards (10.0 avg.) and 35 TDs. As a junior, Ajayi tallied 209 carries for 1,627 yards (7.8 avg.) and 20 TDs.

In track and field, Ajayi was a member of the 4x400m, 4x200m and 4x100m district championship track teams.

Ajayi was a member of the National Society of High School Scholars. Ajayi has served as a NFL UK Ambassador, making appearances on BBC Sports and Sky Sports.

@JayTrain23

2019 GAME-BY-GAME STATISTICS (PHILADELPHIA)

				RUSHING					RECEIVING						SNAPS	
Date	Opp		GP/S	Att	Yds	Avg	Lg	TD	Rec	Yds	Avg	Lg	TD	TYS	No	Pct
NOT ON NFL ROSTER																
NOT ON NFL ROSTER																
NOT ON NFL ROSTER																
NOT ON NFL ROSTER																
NOT ON NFL ROSTER																
NOT ON NFL ROSTER																
NOT ON NFL ROSTER																
NOT ON NFL ROSTER																
NOT ON NFL ROSTER																
Nov 17	NE	L	0/0	DID NOT PLAY												
Nov 24	Sea	L	1/0	6	16	2.7	11	0	0	0	---	--	0	16	9	12%
Dec 1	at Mia	L	1/0	2	9	4.5	8	0	0	0	---	--	0	9	9	13%
Dec 9	NYG	W	1/0	2	5	2.5	3	0	0	0	---	--	0	5	5	6%
Dec 15	at Was	W	0/0	DID NOT PLAY												
Dec 22	Dal															
Dec 29	at NYG															
Totals			**3/0**	**10**	**30**	**3.0**	**11**	**0**	**0**	**0**	**---**	**--**	**0**	**30**	**23**	**2%**



100+ YARD RUSHING GAMES (6)

Date	Opponent	Yds
10/23/16	vs. Buffalo Bills (W, 28-25)	214
12/24/16	at Buffalo Bills (W, 34-31)	206
10/16/16	vs. Pittsburgh Steelers (W, 30-15)	204
10/15/17	at Atlanta Falcons (W, 20-17)	130
9/17/17	at Los Angeles Chargers (W, 19-17)	122
11/6/16	vs. New York Jets (W, 27-23)	111

MULTI-TOUCHDOWN GAMES (2)

Date	Opponent	TDs
9/6/18	vs. Atlanta Falcons (W, 18-12)	2
10/16/16	vs. Pittsburgh Steelers (W, 30-15)	2

SEASON HIGHLIGHTS (Continued)

2017 - MIAMI DOLPHINS & PHILADELPHIA EAGLES (14/8, 3/2)

- Led the **Super Bowl LII**-winning Eagles with 184 rushing yards during the teams' postseason run
- Led the Eagles with 99 scrimmage yards in the 38-7 victory vs. Min. (1/21/18) in the NFC Championship
- Registered a team-high 98 scrimmage yards (54 rushing, 44 receiving) in the 15-10 Divisional Round win vs. Atl. (1/13/18). Recorded a career-high-tying 32-yard reception
- Between Miami (465) and Philadelphia (408), became the first player in NFL history to produce 400+ rushing yards with two different teams in the same regular season
- Led the Eagles with 91 rushing yards on 7 attempts (13.0 avg.) in the 37-9 win at Dal. (11/19/17), including a career-long 71-yard run in the third quarter
- Posted a 46-yard rushing TD vs. Den. (11/5/17)
- Started each of his 7 games with the Dolphins and rushed 138 times for 465 yards, including a 130-yard game at Atl. (10/15/17) and 122-yard game at LAC (9/17/17)

2016 - MIAMI DOLPHINS (15/12, 1/1)

- Earned his first career **Pro Bowl** nod after recording career highs in rush attempts (260), rushing yards (1,272), rushing average (4.89) and rushing TDs (8)
- Became just the fourth player in NFL history to register 3 games with 200+ rushing yards in the same season, joining **Tiki Barber** in 2005 (3), **Earl Campbell** in 1980 (4) and **O.J. Simpson** in 1973 (3)
- Ranked 4th in the NFL in rushing yards (1,272), trailing only **Ezekiel Elliott** (1,631), **Jordan Howard** (1,313) and **DeMarco Murray** (1,287)

WR J.J. ARCEGA-WHITESIDE 19

6-2 | 225 NFL Rookie

DOB: Dec. 31, 1996 (Age 22)



Roebuck, South Carolina

Dorman High School

Stanford
D2b-19 (57th overall) by Philadelphia



Originally selected by the Eagles in the 2nd round (57th overall) of the 2019 NFL Draft, **J.J. Arcega-Whiteside** played collegiately at Stanford, where he produced the 2nd-most receiving TDs (28) in school history. As a junior in 2018, he garnered All-Pac-12 honors after leading the conference in receiving TDs (14) and ranking 3rd in receiving yards (1,059).

THREE-STEP DROP

First job: Interned for former Secretary of State Condoleezza Rice in college

Bucket list: Front row at Real Madrid vs. Barcelona soccer match

Surprisingly good at: "I'm good at eating fast. It's kind of nasty. All my friends think it's impressive how I am always the first one to finish their food."

If he could play another sport: Basketball, Philadelphia 76ers

Favorite athlete growing up: Cristiano Ronaldo

Favorite meal: Spaghetti fettuccine with either chicken or shrimp

Favorite music: Hip-hop

Moment left starstruck: "When I was in high school, we had a 7-on-7 tournament and Steve Smith was there. He came up, spoke to me, and handed me his game gloves. He was giving me advice and I didn't hear anything because I was just too starstruck."

MOST RECEIVING TDs

NCAA FBS PLAYERS IN 2018

John Ursua (Hawaii)	16
David Sills (West Virginia)	15
Jerry Jeudy (Alabama)	14
J.J. Arcega-Whiteside* (Stan.)	14
P. Williams (Colorado St.)	14

** Led Pac-12 Conference*

STANFORD ALL-TIME HISTORY

Ken Margerum (1977-80)	30
J.J. Arcega-Whiteside (2015-18)	28
Troy Walters (1996-99)	26
Deronnie Pitts (1997-2000)	24
Justin Armour (1992-94)	20

MOST YARDS PER RECEPTION

NCAA FBS PLAYERS IN 2018

Hakeem Butler (Iowa State)	22.0
Jerry Jeudy (Alabama)	19.3
CeeDee Lamb (Oklahoma)	17.8
Marqise Brown (Oklahoma)	17.6
Tylan Wallace (Oklahoma State)	17.3
Travis Fulgham (Old Dominion)	17.2
J.J. Arcega-Whiteside (Stanford)	16.8

SEASON HIGHLIGHTS

2019 - PHILADELPHIA EAGLES (14/4)

- Logged a career-long 30-yard reception in the fourth quarter vs. Sea. (11/24/19). Has produced 25+ yard catches in back-to-back games

WR J.J. ARCEGA-WHITESIDE 19

CAREER STATISTICS									
			RECEIVING					OFF SNAPS	
Year	Team	GP/S	Rec	Yds	Avg	Lg	TD	No	Pct
2019	Philadelphia	14/4	8	130	16.3	30	1	430	41%
Totals		**14/4**	**8**	**130**	**16.3**	**30**	**1**	**---**	**---**

CAREER HIGHS		
Receptions	2	2x; last: 12/9/19 vs NYG
Receiving Yards	43	11/24/19 vs Sea
Receiving Long	30	11/24/19 vs Sea
Receiving TDs	1	12/01/19 at Mia

COLLEGE HIGHLIGHTS

- Totaled 135 receptions for 2,219 yards (16.4 avg.) and 28 TDs in 33 games at Stanford. Finished with the 2nd-most receiving TDs in school history
- As a junior in 2018, garnered All-Pac-12 honors after leading the conference in receiving TDs (14) and ranking 3rd in receiving yards (1,059)
- Led the team with 63 receptions and his 1,059 receiving yards ranked 5th in school single-season history. His 14 TDs also tied for 3rd-most in the nation
- Notched a team-high 48 receptions for 781 yards and 9 TDs in 2017, earning All-Pac-12 honorable mention
- Saw action in 12 games in 2016, recording 24 receptions for 379 yards and a team-high 5 TDs

TRANSACTIONS

2019 Drafted by PHI in 2nd round (57th overall)
Signed 4-year contract



2019 GAME-BY-GAME STATISTICS (PHI)											
				RECEIVING					SNAPS	
Date	Opp		GP/S	Rec	Yds	Avg	Lg	TD	No	Pct
Sep 8	Was	W	1/0	0	0	---	---	0	5	7%
Sep 15	at Atl	L	1/0	1	4	4.0	4	0	75	93%
Sep 22	Det	L	1/1	1	10	10.0	10	0	55	72%
Sep 26	at GB	W	1/0	0	0	---	---	0	6	10%
Oct 6	NYJ	W	1/0	0	0	---	---	0	2	3%
Oct 13	at Min	L	1/0	0	0	---	---	0	5	8%
Oct 20	at Dal	L	1/0	0	0	---	---	0	12	20%
Oct 27	at Buf	W	1/0	0	0	---	---	0	4	5%
Nov 3	Chi	W	1/0	0	0	---	---	0	15	17%
Nov 17	NE	L	1/0	1	29	29.0	29	0	19	25%
Nov 24	Sea	L	1/1	2	43	21.5	30	0	54	71%
Dec 1	at Mia	L	1/0	1	15	15.0	15	1	27	38%
Dec 9	NYG	W	1/1	2	29	14.5	22	0	80	90%
Dec 15	at Was	W	1/1	0	0	---	---	0	71	92%
Dec 22	Dal									
Dec 29	at NYG									
Totals			**14/4**	**8**	**130**	**16.3**	**30**	**1**	**430**	**41%**

BIRDSEED

Arcega-Whiteside majored in international relations while at Stanford and interned at the office of Condoleezza Rice. He delivered mail, screened calls and responded to emails on behalf of Rice throughout his internship.

Arcega-Whiteside was born in Zaragoza, Spain, and moved to South Carolina at age 6. He learned English as a third language and has lived in several countries, including Spain, Portugal and Italy. He is also the son of Joaquin Arcega and Valorie Whiteside, who both played basketball professionally overseas.

Arcega-Whiteside prepped at Dorman (SC) High School, where he was the school's career leader in receptions (207), receiving yards (3,779) and TDs (38), while averaging 18.2 yards per catch as a three-year varsity starter. He also lettered in basketball and track and field.

DE GENARD AVERY 58

6-0 | 250 2nd Year

DOB: April 26, 1995 (Age 24)



Grenada, Mississippi

Grenada High School

Memphis
D5-18 (150th overall) by Cleveland
Acquired: T-Cle-19



Genard Avery (first name pronounced juh-NARD) was acquired by Philadelphia in a trade with Cleveland during Week 9 of the 2019 season. Originally selected by the Browns in the 5th round (150th overall) of the 2018 NFL Draft, Avery finished his rookie campaign with 4.5 sacks and also ranked 3rd among NFL rookies with 25.0 total pressures. Avery played collegiately at Memphis, where he produced the 2nd-most TFLs (45.5) and 3rd-most sacks (21.5) in school history.

SACK LEADERS
NFL ROOKIES IN 2018

Bradley Chubb (Den.)	12.0
Darius Leonard (Ind.)	7.0
Sam Hubbard (Cin.)	6.0
B.J. Hill (NYG)	5.5
Da'Ron Payne (Was.)	5.0
Roquan Smith (Chi.)	5.0
Genard Avery (Cle.)	4.5
Two Others Tied	4.5

BIRDSEED

Avery attended Grenada (MS) High School, where he was named to the Clarion-Ledger 2013 All-State Team and received MVP of Mississippi 6A Region honors after tallying 75 total tackles, 3.5 sacks and 2 FFs as a senior. Avery also had 111 tackles, 6.0 sacks and 5 FFs as a junior, earning Class 6A All-State accolades. Avery was also a Class 6A state champion powerlifter and was a four-year letterwinner in track and field.

THREE-STEP DROP

When not playing football, he enjoys:
Cutting grass and other farm work

If he wasn't a football player, he'd be:
Working with children

Favorite movie: ***American Gangster***

Favorite TV show:
The Bernie Mac Show

SEASON HIGHLIGHTS

2019 - CLEVELAND & PHILADELPHIA (8/0)

- Logged a half sack in his first game with the Eagles vs. Chi. (11/3/19)

2018 - CLEVELAND BROWNS (16/5)

- Finished his rookie season with 4.5 sacks and ranked 3rd among NFL rookies with 25.0 total pressures. Registered 39 tackles, including 5 TFL, 1 FF and 1 FR
- Made the first start of his NFL career at TB (10/21/18) and recovered a fumble
- With less than one minute remaining in overtime, registered a strip-sack of Steelers QB **Ben Roethlisberger** in his NFL debut at Pit. (9/9/18). The fumble was recovered by teammate **Joe Schobert** and preserved the tie

CAREER STATISTICS

			TACKLES					PASS DEFENSE						FUMBLES			DEF SNAPS	
Year	**Team**	**GP/S**	**Total**	**Solo**	**Asst**	**TFL**	**Sacks**	**Int**	**Yds**	**Lg**	**TD**	**PD**	**QPH**	**FF**	**FR**	**Yds**	**No**	**Pct**
2018	Cleveland	16/5	39	29	10	5	4.5	0	0	--	0	4	14	1	1	5	684	58%
2019	Cleveland	2/0	1	1	0	0	0.0	0	0	--	0	0	0	0	0	0	5	1%
	Philadelphia	6/0	2	1	1	1	0.5	0	0	--	0	0	0	0	0	0	24	3%
	Totals	*8/0*	*3*	*2*	*1*	*1*	*0.5*	*0*	*0*	--	*0*	*0*	*0*	*0*	*0*	*0*	---	---
Totals		**24/5**	**42**	**31**	**11**	**6**	**5.0**	**0**	**0**	**--**	**0**	**4**	**14**	**1**	**1**	**5**	**---**	**---**

ADDITIONAL STATISTICS

Special Teams Tackles: 2 - 2019 *(1)*, 2018 *(1)*

CAREER HIGHS

Tackles	4	5x, last: 12/23/18 vs. Cin.
Sacks	1.0	4x, last: 12/23/18 vs. Cin.
INTs	--	---
PDs	1	4x, last: 12/23/18 vs. Cin.
FFs	1	9/9/18 vs. Pit.
FRs	1	10/21/18 at TB

COLLEGE HIGHLIGHTS

- Played in 50 career games (34 starts) at Memphis and finished his college career with 232 tackles, 7 PDs, 4 FFs and 1 FR. Also registered two INT-TDs in his career
- Ranks 3rd in school history with 21.5 career sacks and 2nd in program history with 45.4 career TFL
- As a senior in 2017, registered 7.0 sacks and set a Memphis single-season record with 22 TFL
- Returned two interceptions for TDs as a junior in 2016 and led the defense with 5.0 sacks

TRANSACTIONS

2018 Drafted by CLE in 5th round (150th overall)
Signed 4-year contract

10/28/19 Acquired by PHI from CLE in exchange for an undisclosed draft pick in 2021

2019 GAME-BY-GAME STATISTICS (CLE & PHI)

Date	Opp		GP/S	Tot	Solo	Sk	Int	PD	FF	FR	Snaps	Pct
Sep 8	Ten	L	0/0	INACTIVE								
Sep 16	at NYJ	W	0/0	INACTIVE								
Sep 22	LAR	L	1/0	1	1	0.0	0	0	0	0	2	3%
Sep 29	at Bal	W	0/0	INACTIVE								
Oct 7	at SF	L	0/0	INACTIVE								
Oct 13	Sea	L	0/0	INACTIVE								
Oct 27	at NE	L	1/0	0	0	0.0	0	0	0	0	3	4%
ACQUIRED BY PHILADELPHIA IN EXCHANGE FOR A 2021 DRAFT CHOICE												
Nov 3	Chi	W	1/0	2	1	0.5	0	0	0	0	3	7%
Nov 17	NE	L	1/0	0	0	0.0	0	0	0	0	10	14%
Nov 24	Sea	L	1/0	0	0	0.0	0	0	0	0	2	3%
Dec 1	at Mia	L	1/0	0	0	0.0	0	0	0	0	5	7%
Dec 9	NYG	W	1/0	0	0	0.0	0	0	0	0	0	0%
Dec 15	at Was	W	1/0	0	0	0.0	0	0	0	0	4	8%
Dec 22	Dal											
Dec 29	at NYG											
Totals			**8/0**	**3**	**2**	**0.5**	**0**	**0**	**0**	**0**	**---**	**---**

2018 GAME-BY-GAME STATISTICS (CLE)

Date	Opp		GP/S	Tot	Solo	Sk	Int	PD	FF	FR	Snaps	Pct
Sep 9	Pit	T	1/0	4	3	1.0	0	0	1	0	43	51%
Sep 16	at NO	L	1/0	1	1	0.0	0	0	0	0	21	32%
Sep 20	NYJ	W	1/0	1	1	0.0	0	1	0	0	36	57%
Sep 30	at Oak	L	1/0	3	2	0.5	0	0	0	0	42	46%
Oct 7	Bal	W	1/0	1	1	0.0	0	1	0	0	32	37%
Oct 14	LAC	L	1/0	0	0	0.0	0	0	0	0	23	38%
Oct 21	at TB	L	1/1	2	2	0.0	0	0	0	1	74	78%
Oct 28	at Pit	L	1/1	1	1	0.0	0	0	0	0	52	73%
Nov 4	KC	L	1/1	3	3	1.0	0	0	0	0	40	64%
Nov 11	Atl	W	1/0	3	1	0.0	0	0	0	0	53	71%
Nov 25	at Cin	W	1/1	4	3	0.0	0	0	0	0	49	66%
Dec 2	at Hou	L	1/0	3	1	1.0	0	0	0	0	33	43%
Dec 9	Car	W	1/1	4	2	0.0	0	1	0	0	60	81%
Dec 15	at Den	W	1/0	4	4	0.0	0	0	0	0	57	78%
Dec 23	Cin	W	1/0	4	3	1.0	0	1	0	0	39	83%
Dec 30	at Bal	L	1/0	1	1	0.0	0	0	0	0	30	39%
Totals			**16/5**	**39**	**29**	**4.5**	**0**	**4**	**1**	**1**	**684**	**58%**

DE DEREK BARNETT 96

6-3 | 259 3rd Year

DOB: June 25, 1996 (Age 23)

Brentwood, Tennessee

Brentwood Academy

Tennessee

D1-17 (14th overall) by Philadelphia



2017

Originally selected by the Eagles with the 14th-overall pick in the 2017 NFL Draft, **Derek Barnett** was named to the PFWA All-Rookie Team after finishing his debut season with 5.0 sacks. He also recovered the **Tom Brady** fumble forced by **Brandon Graham** in the fourth quarter of **Super Bowl LII**, which is regarded as one of the most important plays in franchise history.

MOST SACKS

EAGLES PLAYERS IN 2019

Brandon Graham	7.5
Derek Barnett	4.5
Vinny Curry	4.0
Fletcher Cox	3.5

EAGLES ROOKIE HISTORY (SINCE 1982)

Corey Simon (2000)	9.5
Derrick Burgess (2001)	6.0
Fletcher Cox (2012)	5.5
Mike Mamula (1995)	5.5
Derek Barnett (2017)	5.0
Trent Cole (2005)	5.0

MOST QB PRESSURES/HITS

EAGLES PLAYERS IN 2019

30	Fletcher Cox
30	Brandon Graham
28	Derek Barnett
27	Vinny Curry
25	Josh Sweat

At the University of Tennessee, Barnett set a school record with 33.0 career sacks, breaking the previous mark of 32.0 set by Pro Football Hall of Famer and Eagles legend Reggie White (1980-83).

THREE-STEP DROP

First job: **Worked on a farm cutting grass and weeding**

Bucket list: **Travel to Africa**

Prized possession: **His old college and high school jerseys**

Desired talent: **Ability to sing**

If he could play another sport: **Baseball**

Best player he ever lined up against: **Jason Peters in practice**

Player he models his game after: **Patriots DE Michael Bennett**

Favorite movie: ***Boyz n the Hood***

Favorite meal: **Crab legs**

CAREER HIGHLIGHTS

- Named to the PFWA **All-Rookie Team** in 2017 after producing the most sacks (5.0) by an Eagles rookie since **Fletcher Cox** (5.5) during the 2012 season
- Delivered on the most important defensive play of **Super Bowl LII** when he recovered the fumble on **Brandon Graham**'s fourth-quarter strip-sack of Patriots QB **Tom Brady**. The takeaway set up a 46-yard FG by **Jake Elliott** that gave the Eagles a 41-33 lead with 1:05 remaining



MOTHER'S INSPIRATION

Barnett considers his mother, Christine, his best friend and inspiration. Christine, who works in a UPS warehouse and at times has held three jobs to support her three children, instilled a humble attitude in Barnett at an early age.

"She always told me, 'Stay humble and put your head down and just work.' I think I get that attitude from her. Even though she worked a lot, she was still always there and made sure I had everything I needed."

Barnett noted in his pre-draft *Players' Tribune* article that his mother deserves to be taken care of for all of her hard work, but she admirably prefers to live her life as usual.

"She's already told me that she's going to keep her same job at the UPS warehouse — on her feet, sweating, sorting packages on a tight deadline — even after I make it to the league."



NFL DRAFT COVER LETTER

Prior to the 2017 NFL Draft, Barnett penned a letter in *The Players' Tribune* to the league's general managers.

"I just thought it was a great way to express my feelings, and my mom thought it would be a good idea to get that letter out as well."

Barnett expressed his admiration for Reggie White, whose career sacks record he broke at the University of Tennessee, but assured readers that his work was not done yet.

"Right now, you might know me as the kid who broke Reggie White's sack record at Tennessee, but that's not the only thing I'm going to be remembered for by the time I leave this game. I promise you that."



REGGIE WHITE'S RECORD

As a junior at the University of Tennessee in 2016, Barnett set a new school record with 33.0 career sacks, surpassing the previous record of 32.0 set by Pro Football Hall of Famer and Eagles legend Reggie White (1980-83). After breaking the record, Barnett received a phone call from Sara White.

"She was just congratulating me on everything I've accomplished. Even though I broke the record, I told her Reggie is still Reggie. I don't think I'm better than Reggie. It meant a lot."

Barnett admires the games of several other NFL players, past and present. "I like watching [Patriots DE] Michael Bennett play. I like his demeanor. He uses his hands very well. When I was younger, [Pro Football Hall of Famer and former Giants DE] Michael Strahan was one of the best to do it. I look up to a lot of those guys."

MAKING AN IMPRESSION

Prior to the 2017 NFL Combine, Barnett caught the flu and his numbers were not as good as he originally anticipated. However, that did not keep him from making an impression on NFL teams, especially the Eagles.

"I caught the flu a few days before we ran, and I knew I probably wasn't going to test my best. But I knew it was an important job interview and I knew I had to go out there and grind it out. I told myself to just go out there and do my best and control what I can control, and I did so."

BIRDSEED

Barnett lettered at Brentwood Academy (Brentwood, TN), where he earned all-state honors as a defensive end. As a senior, Barnett recorded 60 tackles, 18 TFL, 5.5 sacks and 1 FF and helped lead his team to a state semifinal berth.

Barnett began playing football at an early age as both a guard and defensive end. He developed an immediate love for the game.

"The first time I picked it up, I started playing football in fifth grade, and I always used to play backyard football when I was younger. When I picked it up the first day of practice I had a blast, and I knew I was going to go a long way with it."

Barnett majored in communication studies at Tennessee.

DE DEREK BARNETT 96

CAREER STATISTICS																		
			TACKLES					PASS DEFENSE						FUMBLES			DEF SNAPS	
Year	Team	GP/S	Total	Solo	Asst	TFL	Sacks	Int	Yds	Lg	TD	PD	QPH	FF	FR	Yds	No	Pct
2017	Philadelphia	15/0	25	18	7	9	5.0	0	0	--	0	0	32	1	2	0	424	41%
2018	Philadelphia	6/6	19	13	6	4	2.5	0	0	--	0	0	15	0	0	0	235	23%
2019	Philadelphia	12/12	37	24	13	8	4.5	0	0	--	0	0	28	2	0	0	616	69%
Totals		**33/18**	**81**	**55**	**26**	**21**	**12.0**	**0**	**0**	**--**	**0**	**0**	**75**	**3**	**2**	**0**	**---**	**---**
PLAYOFFS																		
2017	Philadelphia	3/0	3	3	0	1	1.0	0	0	--	0	0	8	1	1	-3	83	40%
2018	Philadelphia	0/0	PLACED ON INJURED RESERVE (SHOULDER) ON 10/25/18															
Totals		**3/0**	**3**	**3**	**0**	**1**	**1.0**	**0**	**0**	**--**	**0**	**0**	**8**	**1**	**1**	**-3**	**---**	**---**

ADDITIONAL STATISTICS

Fumble Recovery TD: 12/25/17 vs. Oak. **Blocked FG:** 10/29/17 vs. SF **Blocked PATs:** 10/27/19 at Buf. & 12/17/17 at NYG **Blocked FG Recovery:** 10/29/17 vs. SF

CAREER HIGHS		
Tackles	6	2x, last: 12/1/19 at Mia.
Sacks	2.0	2x, last: 11/19/17 at Dal.
INTs	--	---
PDs	--	---
FFs	1	4x, last: 10/27/19 at Buf.
FRs	1	3x, last: 2/4/18 at NE (SB)

SEASON HIGHLIGHTS

2019 - PHILADELPHIA EAGLES (12/12)

- Logged a sack of Dolphins QB **Ryan Fitzpatrick** and tied a single-game career high with 6 tackles at Mia. (12/1/19)
- Registered a career-high 6 tackles vs. NE (11/17/19) and logged 7 combined QB pressures and hits
- Split a sack of Bills QB **Josh Allen** with Fletcher Cox, forcing a fumble on the play in the win at Buf. (10/27/19). Also blocked a PAT attempt by Bills K **Stephen Hauschka**, marking the 2nd blocked PAT attempt of his career (last: 12/17/17 at N.Y. Giants – Giants K **Aldrick Rosas**). Overall, it was his 3rd career blocked kick (also blocked FG on 10/30/17 vs. San Francisco – 49ers K **Robbie Gould).**
- Recorded his 3rd sack of the season when he brought down Cowboys QB **Dak Prescott** for a 6-yard loss in the first quarter at Dal. (10/20/19)
- Sacked Jets QB **David Fales** in the fourth quarter of the win vs. NYJ (10/6/19)
- Recorded a strip-sack of Packers QB **Aaron Rodgers** (recovered by **Brandon Graham**) to set up an Eagles TD drive in the second quarter of the win at GB (9/26/19). Marked his 3rd career strip-sack and first since the 2017 NFC Championship Game on 1/21/18 vs. Min. (**Case Keenum**)

2018 - PHILADELPHIA EAGLES (6/6, 0/0)

- Sacked Titans QB **Marcus Mariota** for a 7-yard loss in the second quarter at Ten. (9/30/18). Recorded 1.0+ sacks in back-to-back games for the first time in his career

2019 GAME-BY-GAME STATISTICS (PHI)												
Date	Opp		GP/S	Tot	Solo	Sk	Int	PD	FF	FR	Snaps	Pct
Sep 8	Was	W	1/1	4	3	0.0	0	0	0	0	52	81%
Sep 15	at Atl	L	1/1	3	3	0.0	0	0	0	0	50	76%
Sep 22	Det	L	1/1	3	2	0.0	0	0	0	0	43	67%
Sep 26	at GB	W	1/1	4	3	1.0	0	0	1	0	61	75%
Oct 6	NYJ	W	1/1	2	2	1.0	0	0	0	0	43	73%
Oct 13	at Min	L	1/1	2	1	0.0	0	0	0	0	57	80%
Oct 20	at Dal	L	1/1	2	2	1.0	0	0	0	0	53	76%
Oct 27	at Buf	W	1/1	2	0	0.5	0	0	1	0	53	85%
Nov 3	Chi	W	1/1	2	0	0.0	0	0	0	0	36	80%
Nov 17	NE	L	1/1	6	1	0.0	0	0	0	0	65	88%
Nov 24	Sea	L	1/1	1	1	0.0	0	0	0	0	53	82%
Dec 1	at Mia	L	1/1	6	6	1.0	0	0	0	0	50	69%
Dec 9	NYG	W	0/0	INACTIVE (ANKLE)								
Dec 15	at Was	W	0/0	INACTIVE (ANKLE)								
Dec 22	Dal											
Dec 29	at NYG											
Totals			**12/12**	**37**	**24**	**4.5**	**0**	**0**	**2**	**0**	**616**	**69%**



LB NIGEL BRADHAM 53

6-2 | 241 8th Year

DOB: Sept. 4, 1989 (Age 30)

Crawfordville, Florida

Wakulla High School

Florida State

D4a-12 (105th overall) by Buffalo

Acquired: FA-Buf-16



2017

Nigel Bradham (pronounced BRAD-em) has produced more tackles (330), sacks (5.0), FFs (3) and PDs (21) than any Eagles LB since he joined the team in 2016. Bradham, who was signed by Philadelphia to a 5-year contract extension in the 2018 offseason, played a key role on the Eagles' **Super Bowl LII**-winning defense in 2017.

MOST TACKLES

EAGLES PLAYERS IN 2018

Malcolm Jenkins	136
Nigel Bradham*	97
Jordan Hicks*	89
Corey Graham	82
Rasul Douglas	60

EAGLES PLAYERS IN 2017

Malcolm Jenkins	119
Jalen Mills	86
Nigel Bradham*	85
Rodney McLeod	78
Mychal Kendricks*	72

EAGLES PLAYERS IN 2016

Rodney McLeod	117
Malcolm Jenkins	114
Nigel Bradham*	99
Jordan Hicks*	95
Jalen Mills	67

** Eagles linebackers*

THREE-STEP DROP

First job: Stocked frozen foods in the dairy section at Winn-Dixie. "I quit after three days. It was too cold!"

"Welcome to the NFL" moment: Having to hit former NFL fullback Vonta Leach his rookie year. "I was sore after that one."

Unique training methods: Yoga

NFL players he looked up to growing up: Derrick Brooks & Ray Lewis

If he could play another sport, what position: First or third base for the Miami Marlins

Three favorite throwback jerseys: Deion Sanders, Atlanta Falcons; Derrick Brooks, Tampa Bay Buccaneers; Dick Butkus, Chicago Bears

SEASON HIGHLIGHTS

2019 - PHILADELPHIA EAGLES (10/10)

- Recovered a fumble by Redskins QB **Dwayne Haskins** with 0:06 remaining in the game and returned it 50 yards for a TD at Was. (12/15/19). It was the 2nd defensive TD of Bradham's career (37-yard fumble recovery TD on 11/19/17 at Dallas).
- With the Packers trailing, 34-27, and facing second-and-goal at the PHI 3 with 0:28 remaining, intercepted an **Aaron Rodgers** pass (tipped by **Craig James**) in the end zone and returned it 22 yards to seal the win

LB NIGEL BRADHAM 53

CAREER STATISTICS

			TACKLES					PASS DEFENSE						FUMBLES			DEF SNAPS	
Year	Team	GP/S	Total	Solo	Asst	TFL	Sacks	Int	Yds	Lg	TD	PD	QPH	FF	FR	Yds	No	Pct
2012	Buffalo	16/11	47	27	20	2	0.0	0	--	--	0	1	0	0	1	0	395	36%
2013	Buffalo	16/2	38	21	17	1	0.0	0	--	--	0	0	0	0	0	--	285	25%
2014	Buffalo	14/14	102	65	37	6	2.5	1	0	0	0	7	7	2	0	--	805	74%
2015	Buffalo	11/11	57	42	15	4	1.0	0	--	--	0	4	3	0	0	--	728	67%
2016	Philadelphia	16/16	99	67	32	7	2.0	1	28	28	0	5	2	2	1	0	990	97%
2017	Philadelphia	15/15	85	67	18	5	1.0	0	--	--	0	8	2	1	1	37	923	90%
2018	Philadelphia	15/15	97	77	20	3	2.0	0	--	--	0	4	3	0	1	0	920	89%
2019	Philadelphia	10/10	49	35	14	1	0.0	1	22	--	0	4	1	0	1	--	596	66%
Totals		**113/94**	**574**	**401**	**173**	**29**	**8.5**	**3**	**50**	**28**	**0**	**33**	**18**	**5**	**5**	**37**	**---**	**---**
PLAYOFFS																		
2017	Philadelphia	3/3	12	10	2	1	1.0	0	--	--	0	1	1	0	0	--	206	100%
2018	Philadelphia	2/2	16	13	3	2	0.0	0	--	--	0	2	1	0	0	--	135	96%
Totals		**5/5**	**28**	**23**	**5**	**3**	**1.0**	**0**	**--**	**--**	**0**	**3**	**2**	**0**	**0**	**--**	**---**	**---**

ADDITIONAL STATISTICS

Special Teams Tackles: 28 - 2016 *(3)*, 2015 *(1)*, 2014 *(1)*, 2013 *(13)*, 2012 *(10)*
Fumble Recovery TD: 2 - 12/15/19 at Washington (**Dwayne Haskins** fumble recovery), 11/19/17 at Dallas (**Dak Prescott** fumble forced by **Derek Barnett**)

CAREER HIGHS

Tackles	14	12/22/16 vs. NYG
Sacks	1.5	9/28/14 at Hou.
INTs	1	3x, last: 9/26/19 at GB
PDs	2	6x, last: 1/6/19 at Chi. (WC)
FFs	1	5x, last: 12/10/17 at LAR
FRs	1	5x, last: 12/15/19 at Was.



BIRDSEED

Bradham was a consensus five-star prospect and earned *Parade* All-America honors after finishing his career at Wakulla High School with over 430 tackles and 20 sacks. As a senior in 2007, Bradham earned first-team 3A All-State honors and was named the *Tallahassee Democrat* All-Big Bend Defensive Player of the Year, compiling 145 tackles, 8 sacks and 4 INTs. He was a finalist for the 2008 U.S. Army Player of the Year award and earned a spot in the U.S. Army All-American Bowl.

Bradham graduated from Florida State in December 2011 with a degree in social science.

@NigelBradham_13 @5trey_

SEASON HIGHLIGHTS (Continued)

2018 - PHILADELPHIA EAGLES (15/15, 2/2)

- Registered 8 tackles (7 solo), 2 TFL, career-high-tying 2 PDs and 1 QB pressure and hit in the 16-15 win at Chi. (1/6/19) in the Wild Card round
- Sacked Giants QB **Eli Manning** and recorded 1 PD in the 34-13 win at NYG (10/11/8)
- Recovered a fumble by Vikings RB **Roc Thomas** in the fourth quarter vs. Min. (10/7/18). Has recovered a fumble in each of the last three seasons with the Eagles
- Posted 7 tackles (3 solo) and 1.0 sack of Buccaneers QB **Ryan Fitzpatrick** in his season debut at TB (9/16/18)

2017 - PHILADELPHIA EAGLES (15/15, 3/3)

- Led Eagles LBs with 85 tackles (67 solo) and had a career-high 8 PDs. Added 12 tackles (10 solo), 1.0 sack and 1 PD during the team's **Super Bowl LII**-winning postseason run
- Sacked Falcons QB **Matt Ryan** on third down in the third quarter of the NFC Divisional Playoff vs. Atl. (1/13/18). Helped set up a scoring drive that culminated with a game-winning, 37-yard FG by **Jake Elliott**
- Forced a fumble of Rams WR **Tavon Austin** on a lateral play that was picked up by **Brandon Graham** and returned for the victory sealing TD in the 43-35 win at LAR (12/10/17)
- Recovered the fumble on a **Derek Barnett** strip-sack of Cowboys QB **Dak Prescott** and returned it 37 yards for his first career TD at Dal. (11/19/17)

LB NIGEL BRADHAM 53

2019 GAME-BY-GAME STATISTICS (PHI)												
Date	**Opp**		**GP/S**	**Tot**	**Solo**	**Sk**	**Int**	**PD**	**FF**	**FR**	**Snaps**	**Pct**
Sep 8	Was	W	1/1	9	6	0.0	0	0	0	0	64	100%
Sep 15	at Atl	L	1/1	4	3	0.0	0	0	0	0	66	100%
Sep 22	Det	L	1/1	3	3	0.0	0	1	0	0	63	98%
Sep 26	at GB	W	1/1	6	6	0.0	1	1	0	0	81	100%
Oct 6	NYJ	W	1/1	3	1	0.0	0	0	0	0	55	93%
Oct 13	at Min	L	1/1	2	2	0.0	0	0	0	0	29	41%
Oct 20	at Dal	L	0/0	INACTIVE (ANKLE)								
Oct 27	at Buf	W	0/0	INACTIVE (ANKLE)								
Nov 3	Chi	W	0/0	INACTIVE (ANKLE)								
Nov 17	NE	L	0/0	INACTIVE (ANKLE)								
Nov 24	Sea	L	1/1	8	5	0.0	0	0	0	0	65	100%
Dec 1	at Mia	L	1/1	6	4	0.0	0	1	0	0	69	96%
Dec 9	NYG	W	1/1	4	2	0.0	0	1	0	0	52	100%
Dec 15	at Was	W	1/1	4	3	0.0	0	0	0	1	52	98%
Dec 22	Dal											
Dec 29	at NYG											
Totals			**10/10**	**49**	**35**	**0.0**	**1**	**4**	**0**	**1**	**596**	**66%**

2018 GAME-BY-GAME STATISTICS (PHI)												
Date	**Opp**		**GP/S**	**Tot**	**Solo**	**Sk**	**Int**	**PD**	**FF**	**FR**	**Snaps**	**Pct**
Sep 6	Atl	W	0/0	SUSPENDED BY NFL								
Sep 16	at TB	L	1/1	7	3	1.0	0	0	0	0	47	81%
Sep 23	Ind	W	1/1	2	2	0.0	0	0	0	0	41	69%
Sep 30	at Ten	L	1/1	6	4	0.0	0	0	0	0	57	80%
Oct 7	Min	L	1/1	8	6	0.0	0	0	0	1	59	95%
Oct 11	at NYG	W	1/1	6	6	1.0	0	1	0	0	64	98%
Oct 21	Car	L	1/1	7	5	0.0	0	0	0	0	59	100%
Oct 28	at Jax	W	1/1	7	6	0.0	0	1	0	0	62	97%
Nov 11	Dal	L	1/1	9	8	0.0	0	0	0	0	69	100%
Nov 18	at NO	L	1/1	5	3	0.0	0	0	0	0	70	100%
Nov 25	NYG	W	1/1	7	5	0.0	0	0	0	0	62	100%
Dec 3	Was	W	1/1	5	3	0.0	0	0	0	0	45	100%
Dec 9	at Dal	L	1/1	11	10	0.0	0	0	0	0	99	100%
Dec 16	at LAR	W	1/1	7	6	0.0	0	0	0	0	76	100%
Dec 23	Hou	W	1/1	6	6	0.0	0	0	0	0	65	100%
Dec 30	at Was	W	1/1	4	4	0.0	0	2	0	0	45	100%
Totals			**15/15**	**97**	**77**	**2.0**	**0**	**4**	**0**	**1**	**920**	**89%**
PLAYOFFS												
Jan 6	at Chi	W	1/1	8	7	0.0	0	2	0	0	64	100%
Jan 13	at NO	L	1/1	8	6	0.0	0	0	0	0	71	92%
Totals			**2/2**	**16**	**13**	**0.0**	**0**	**2**	**0**	**0**	**135**	**96%**

SEASON HIGHLIGHTS (Continued)

2016 - PHILADELPHIA EAGLES (16/16)

- Led Eagles LBs with 99 tackles (67 solo) and a career-high 7 TFL while tying for the team-lead with 2 FFs
- Totaled a career-high 14 tackles vs. NYG (12/22/16)
- Intercepted Bears QB **Jay Cutler** in the third quarter at Chi. (9/19/16). Returned it 28 yards to Chicago's 2-yard line to set up a **Carson Wentz**-to-**Trey Burton** TD

2015 - BUFFALO BILLS (11/11)

- Registered 57 tackles (42 solo), 1.0 sack and 4 PDs

2014 - BUFFALO BILLS (14/14)

- Set career highs in tackles (102) and sacks (2.5)
- Recorded the first INT of his career when he picked off Texans QB **Ryan Fitzpatrick** at Hou. (9/28/14)

2013 - BUFFALO BILLS (16/2)

- Finished with 38 tackles (21 solo) and also posted a career-high 13 special teams tackles

2012 - BUFFALO BILLS (16/11)

- Started the final 11 contests of his rookie season and recorded 47 tackles (27 solo), 1 PD and 1 FR

COLLEGE HIGHLIGHTS

- Appeared in 53 games (39 starts) at Florida State. During his four-year career, recorded 306 tackles (189 solo), 21.5 TFL and 9.0 sacks. Led the Seminoles in tackles in three consecutive seasons (2009-11)
- Earned All-ACC honorable mention honors in 2011 and was named the Seminoles' MVP after totaling a team-high 86 tackles with 5 PDs, 2 sacks and 2 INTs
- In 2009, received honorable mention Sophomore All-American honors from *College Football News* after starting 12 games and leading the team with 93 tackles (61 solo)

TRANSACTIONS

2012	Drafted by BUF in 4th round (105th overall) *Signed 4-year contract*
7/30/14	Suspended by NFL for 1 game
9/8/14	Activated from reserve/suspended list
3/10/16	Agreed to terms with PHI on 2-year contract
3/14/18	Agreed to terms with PHI on 5-year contract
6/29/18	Suspended by NFL for 1 game
9/7/18	Activated from Reserve/Commissioner Exempt List

G BRANDON BROOKS 79

6-5 | 335 NFL **8th Year**

DOB: Aug. 19, 1989 (Age 30)

Milwaukee, Wisconsin

Riverside University High School

Miami (Ohio)
D3b-12 (76th overall) by Houston
Acquired: FA-Hou-16



One of the top guards in the NFL, Brandon Brooks has been voted to the Pro Bowl following each of the last two seasons. Originally selected by the Texans in the 3rd round (76th overall) of the 2012 NFL Draft, Brooks signed with the Eagles as a free agent in the 2016 offseason and signed a four-year contract extension on Nov. 11, 2019 .

THREE-STEP DROP

First jersey:
Ray Allen, Milwaukee Bucks

If he could be any superhero:
Deadpool, The Flash, or Wolverine

First job: Worked on the grounds crew in college at Miami. Landscaped and poured concrete

Best players he has faced: Geno Atkins and Ndamukong Suh

Hobbies: Golfing and reading

Favorite Halloween costume: The Black Ranger from *Power Rangers*

Three favorite throwback jerseys:
Reggie White, Philadelphia Eagles; Satchel Paige; George Gervin

Favorite Philadelphia restaurant:
Ralph's Italian Resturant

Favorite books: *Zero to One* by Peter Thiel, *Outliers* by Malcolm Gladwell, and *The Road to Character* by David Brooks

CAREER HIGHLIGHTS

- Started all 16 regular-season games and both of the team's postseason contests in 2018. Earned **Pro Bowl** honors for the second-consecutive season
- Earned his first career **Pro Bowl** nod after playing an integral role on the Eagles' **Super Bowl LII**-winning offensive line. In 2017, helped the team rank 3rd in the NFL in offensive points (414, tied) and rushing offense (132.2) and 7th in total offense (365.8)
- Started 14 games at right guard in his first season with the Eagles in 2016
- In 2015, started 14 games for Houston, opening 13 contests at right guard and 1 at left guard. Also started the Texans' Wild Card game vs. KC (1/9/16)
- Opened 15 games for the Texans at right guard in 2014 and paved the way for the Texans ground game to accumulate 2,161 yards, the 2nd-most rushing yards in a single season in franchise history and the 5th-highest total in the NFL that season. Was part of an offensive line that surrendered just 26 sacks, marking the 4th-best total in the NFL
- Became a full-time starter in 2013 and opened 15 contests for the Texans at right guard

COLLEGE HIGHLIGHTS

- Started 41 of the 45 games he played for the Miami University (Ohio) RedHawks and was a three-time All-Mid-American Conference selection



COMMENCEMENT SPEECH

In May 2018, Brooks returned to his alma mater at Miami (Ohio) to deliver a commencement speech to a graduating class of more than 4,000 students. His inspirational speech highlighted his battle with anxiety and also touched on the importance of having a positive outlook on life.

"I am proud of a number of accomplishments I achieved this year - Pro Bowl, Super Bowl - but I am especially proud of defeating the anxiety that has affected me in the past. Truth be told - today I'm feeling a little anxious, but I've learned through therapy to not worry or care about making a mistake. Why? Because the best thing about life is that it goes on."

AN EARLY INFLUENCE

Brooks cites his former neighbor, Jarrod Johnson, as the biggest influence on his football career. Johnson, a former offensive lineman, played with the San Diego Chargers, the Pittsburgh Steelers and the Sacramento Surge of the World League. The two still talk to this day.

BIRDSEED

Brooks took up football at the age of 12 when he played tight end and middle linebacker for the Riverside Tigers. He cites his former neighbor, Jarrod Johnson, as the biggest influence on his football career. Johnson, a former offensive lineman himself, played with the San Diego Chargers, the Pittsburgh Steelers and the Sacramento Surge of the World League. The two still talk to this day.

@bbrooks_79

CAREER STATISTICS

			STARTS		OFF SNAPS	
Year	**Team**	**GP/S**	**LG**	**RG**	**No**	**Pct**
2012	Houston	6/0	0	0	110	10%
2013	Houston	15/15	0	15	1043	93%
2014	Houston	15/15	0	15	985	89%
2015	Houston	14/14	1	13	981	83%
2016	Philadelphia	14/14	0	14	991	87%
2017	Philadelphia	16/16	0	16	1077	95%
2018	Philadelphia	16/16	0	16	1087	99%
2019	Philadelphia	14/14	0	14	953	92%
Totals		**110/104**	**1**	**103**	**---**	**---**
PLAYOFFS						
2012	Houston	2/0	0	0	63	40%
2015	Houston	1/1	0	1	64	100%
2017	Philadelphia	3/3	0	3	207	100%
2018	Philadelphia	2/2	0	2	82	69%
Totals		**8/6**	**0**	**6**	**---**	**---**

COLLEGE HIGHLIGHTS (Continued)

- Registered 287 knockdowns and 47 touchdown-resulting blocks, including 35 touchdown-resulting blocks on the RedHawks' 40 rushing touchdowns during his career
- Made the switch to right guard for his senior season (2011) and started all 12 games, earning an appearance in the East-West Shrine Game
- Missed the beginning of his junior season (2010) with an injury, but returned to start two games at left tackle and four games at left guard, helping the RedHawks go 6-0 in those contests. Despite the injury, earned All-MAC second-team honors for a second-consecutive season
- As a sophomore in 2009, earned second-team All-MAC honors after starting 12 games at left tackle and registering 12 touchdown-resulting blocks
- Was named the RedHawks Freshman of the Year as a redshirt freshman in 2008 after he started all 12 games at left guard and recorded 70 knockdowns

TRANSACTIONS

2012 Drafted by HOU in 3rd round (76th overall)
Signed 4-year contract
3/9/16 Agreed to terms with PHI on a 5-year contract
11/11/19 Signed 4-year contract extension with PHI through 2024

RB COREY CLEMENT 30

5-10 | 220 3rd Year

DOB: Nov. 2, 1994 (Age 25)



Wisconsin
UDFA ('17) by Philadelphia

MOST SUPER BOWL RECEIVING YARDS
NFL ROOKIE HISTORY

109	Chris Matthews *(XLIX)*	
109	Torry Holt *(XXXIV)*	
107	Cris Collinsworth *(XVI)*	
100	Corey Clement *(LII)*	

THREE-STEP DROP

Prized possession: His college degree

Desired talent: Ability to sing like Bruno Mars

Surprisingly good at: Making breakfast

If he could play another sport, what position: NBA point guard

Player he models his game after: Le'Veon Bell

Favorite athletes growing up: Marshall Faulk, Derek Fisher, Steve Nash, Barry Sanders

Favorite TV show: *Friends*



2017

Signed by Philadelphia as an undrafted free agent in 2017, **Corey Clement** (pronounced CLEM-int) became the first undrafted Eagle to register 1,200+ all-purpose yards (1,294) in their first two NFL seasons since **Derrick Witherspoon** from 1995-96 (1,737). Clement caught a team-high 100 receiving yards in **Super Bowl LII** and fielded the snap on the "*Philly Special*," one of the most memorable trick plays in league history.

MOST OFFENSIVE TDs
EAGLES RUNNING BACKS (2017-18)

Corey Clement	8
Wendell Smallwood	6
Jay Ajayi	5
Several players tied	3

MOST ALL-PURPOSE YARDS
UNDRAFTED EAGLES (FIRST TWO SEASONS)

D. Witherspoon (1995-96)	1,737
Bosh Pritchard (1942, '46)	1,325
Vaughn Hebron (1993-94)	1,319
Corey Clement (2017-18)	1,294
Hal Giancanelli (1953-54)	1,163

CAREER HIGHLIGHTS

- Posted a career-high 100 receiving yards in **Super Bowl LII**, including a 22-yard TD reception. Became just the fourth rookie in NFL history with 100+ receiving yards in the Super Bowl, joining **Chris Matthews** (109 - *XLIX* with Seattle), **Torry Holt** (109 - *XXXIV* with St. Louis) and **Cris Collinsworth** (107 - *XVI* with Cincinnati)
- Fielded the snap on one of the most memorable trick plays in NFL history in **Super Bowl LII**, known as the "*Philly Special*," when **Nick Foles** caught a TD from **Trey Burton** on fourth down

RB COREY CLEMENT 30

CAREER STATISTICS

			RUSHING					RECEIVING						OFF SNAPS		KICK RETURNS				
Year	Team	GP/S	Att	Yds	Avg	Lg	TD	Rec	Yds	Avg	Lg	TD	TYS	No	Pct	Ret	Yds	Avg	Lg	TD
2017	Philadelphia	16/0	74	321	4.3	28	4	10	123	12.3	28	2	444	256	23%	2	49	24.5	35	0
2018	Philadelphia	11/0	68	259	3.8	32	2	22	192	8.7	23	0	451	238	22%	13	333	25.6	48	0
2019	Philadelphia	4/0	0	0	---	--	0	0	0	---	--	0	0	3	1%	3	73	24.3	26	0
Totals		**31/0**	**142**	**580**	**4.1**	**32**	**6**	**32**	**315**	**9.8**	**28**	**2**	**895**	**---**	**---**	**18**	**455**	**25.3**	**48**	**0**
PLAYOFFS																				
2017	Philadelphia	3/0	6	33	5.5	14	0	10	139	13.9	55	1	172	61	29%	2	47	23.5	25	0
2018	Philadelphia	0/0	PLACED ON INJURED RESERVE (KNEE) ON 12/11/18																	
Totals		**3/0**	**6**	**33**	**5.5**	**14**	**0**	**10**	**139**	**13.9**	**55**	**1**	**172**	**61**	**29%**	**2**	**47**	**23.5**	**25**	**0**

ADDITIONAL STATISTICS

Fumbles/Lost: 4/0 - 2018 *(4/0)* **Special Team Fumbles/Lost:** 4/2 - 2019 *(2/2)*; /2018 *(2/0)* **Punt Returns:** 6-17 - 2018 *(6-17)* **2-Pt Conversions:** 1 rush at Dal. (11/19/17)

Special Teams Tackles: 15 - 2019 *(1)*; 2018 *(4)*; 2017 *(10)* **Postseason Special Teams Tackles:** 1 - 2017 *(1)*

CAREER HIGHS

Rush Attempts	16	9/23/18 vs. Ind.
Rushing Yards	56	9/23/18 vs. Ind.
Rushing Long	32	11/25/18 vs. NYG
Rushing TDs	2	11/5/17 vs. Den.
Receptions	5	2x, last: 9/16/18 at TB
Receiving Yards	100	2/4/18 at NE (SB)
Receiving Long	55	2/4/18 at NE (SB)
Receiving TDs	1	3x, last: 2/4/18 at NE (SB)
Scrimmage Yards	108	2/4/18 at NE (SB)
Offensive TDs	3	11/5/17 vs. Den.
Kickoff Returns	4	2x, last: 11/18/18 at NO
Kickoff Return Yards	114	11/18/18 at NO
Kickoff Return Long	48	11/18/18 at NO



SEASON HIGHLIGHTS

2018 - PHILADELPHIA EAGLES (11/0, 0/0)

- Totaled career highs in receptions (22), receiving yards (192) and scrimmage yards (451). Also led the team in kickoff return yards (333) and kickoff return average (25.6)
- Registered a career-long 32-yard run in the second quarter of the 25-22 win vs. NYG (11/25/18). Marked the 2nd-longest play from scrimmage of his career (55-yard reception on 2/4/18 vs. New England in **Super Bowl LII**)
- Recorded career highs in kickoff returns (4) and kickoff return yards (114) and registered the longest kickoff return (48 yards) of his career at NO (11/18/18)
- Produced career highs in rush attempts (16) and rushing yards (56) in the 20-16 win vs. Ind. (9/23/18)
- Rushed for a game-tying (7-7), 15-yard TD in the second quarter at TB (9/16/18). The score tied for the longest rushing TD of his career (also 9/24/17 vs. N.Y. Giants)

2017 - PHILADELPHIA EAGLES (16/0, 3/0)

- Posted a career-high 100 receiving yards in **Super Bowl LII**, including a 22-yard TD reception. Became just the fourth rookie in NFL history with 100+ receiving yards in the Super Bowl, joining **Chris Matthews** (109 - XLIX with Seattle), **Torry Holt** (109 - XXXIV with Seattle) and **Cris Collinsworth** (107- XVI with Cincinnati)

BIRDSEED

Clement prepped at Glassboro HS (Glassboro, NJ), where he was coached by Mark Maccarone. He was selected to the Semper Fidelis All-American Bowl after finishing his high school career with an outstanding 6,245 rushing yards, 34 rushing TDs and 90 total TDs. Clement, who set the New Jersey state record with 479 yards against Gloucester City, earned first-team all-state honors after rushing for 2,323 yards and 33 TDs while also recording 47 tackles and 8.0 sacks as a senior. He also ran for 2,510 yards and 36 total TDs as a junior and tallied 1,205 rushing yards and 15 TDs as a sophomore Clement is the son of Latanya and Steve Clement. He majored in life sciences communication at the University of Wisconsin and interned at Merrill Lynch during the summer of 2016.

@CoreyClement_6 @yeroc_

DT FLETCHER COX 91

6-4 | 310 8th Year

DOB: Dec. 13, 1990 (Age 29)

Yazoo City, Mississippi

Yazoo City High School

Mississippi State
D1-12 (12th overall) by Philadelphia



2017

One of the NFL's best defensive players, **Fletcher Cox** was originally selected by the Eagles with the 12th-overall pick in the 2012 NFL Draft. A four-time Pro Bowler and four-time All-Pro honoree, Cox has produced 48.0 career sacks (career-high 10.5 sacks in 2018), which are the most by an interior DL in franchise history.

AP 2014 | AP 2015 | AP 2017 | AP 2018

PRO BOWL 2016 | PRO BOWL 2017 | PRO BOWL 2018 | PRO BOWL 2019

CAREER SACKS
ALL-TIME EAGLES INTERIOR DL



FLETCHER COX
48.0



ANDY HARMON
39.5



KEN CLARKE
32.5



COREY SIMON
32.0

MOST SACKS
EAGLES PLAYERS IN 2018

10.5	Fletcher Cox
9.0	Michael Bennett
6.5	Chris Long
4.0	Brandon Graham
3.0	Jordan Hicks

THREE-STEP DROP

Favorite meal: Mom's baked beans, mac and cheese, grilled chicken and pork chops

Best player he has ever faced: Cowboys T Tyron Smith

If he could play another sport, what position: First baseman, New York Yankees

First jersey owned: LaDanian Tomlinson, San Diego Chargers

Three favorite throwback jerseys: Michael Jordan, Chicago Bulls; Ronnie Lott, San Francisco 49ers; Ken Griffey Jr., Cincinnati Reds

CAREER HIGHLIGHTS

- Is a four-time **Pro Bowl** selection (2015-18), the most ever by an Eagles DT
- Earned first-team **All-Pro** honors from the *Associated Press* for the first time in his career after producing a career-high 10.5 sacks in 2018. Also voted second-team **All-Pro** in 2014, 2015 and 2017
- His 48.0 career sacks are the most by an interior DL in Eagles history. Ranks 7th in team history, behind **Reggie White** (124.0), **Trent Cole** (85.5), **Clyde Simmons** (76.0), **Hugh Douglas** (54.5), **Greg Brown** (50.5) and **Brandon Graham** (50.0)

SEASON HIGHLIGHTS
2019 - PHILADELPHIA EAGLES (14/14)

- Finished with 1.5 sacks and 1 FF in the win at Buf. (10/27/19). Recorded a strip-sack for the second consecutive game when he brought down Bills QB **Josh Allen**

DT FLETCHER COX 91

CAREER STATISTICS

			TACKLES					PASS DEFENSE						FUMBLES			DEF SNAPS	
Year	Team	GP/S	Total	Solo	Asst	TFL	Sacks	Int	Yds	Lg	TD	PD	QPH	FF	FR	Yds	No	Pct
2012	Philadelphia	15/9	65	46	19	7	5.5	0	0	--	0	2	24	0	0	0	509	49%
2013	Philadelphia	16/16	66	44	22	1	3.0	0	0	--	0	3	21	0	1	3	882	73%
2014	Philadelphia	16/16	70	59	11	7	4.0	0	0	--	0	0	14	1	3	21	921	80%
2015	Philadelphia	16/16	104	80	24	16.5	9.5	0	0	--	0	0	32	3	2	0	983	81%
2016	Philadelphia	16/16	53	34	19	10	6.5	0	0	--	0	4	21	1	1	0	773	76%
2017	Philadelphia	14/14	35	23	12	4	5.5	0	0	--	0	3	34	1	2	20	608	59%
2018	Philadelphia	16/16	53	38	15	15	10.5	0	0	--	0	1	74	1	1	0	830	80%
2019	Philadelphia	14/14	47	28	19	9	3.5	0	0	--	0	1	32	2	0	0	705	79%
Totals		**123/117**	**493**	**352**	**141**	**69.5**	**48.0**	**0**	**0**	**--**	**0**	**14**	**251**	**9**	**10**	**44**	**---**	**---**
PLAYOFFS																		
2013	Philadelphia	1/1	3	3	0	0	0.0	0	0	--	0	0	0	0	0	0	61	85%
2017	Philadelphia	3/3	13	10	3	2	1.0	0	0	--	0	0	13	0	0	0	178	86%
2018	Philadelphia	2/2	7	4	3	1	0.0	0	0	--	0	0	5	0	0	0	96	68%
Totals		**6/6**	**23**	**17**	**6**	**3**	**1.0**	**0**	**0**	**--**	**0**	**0**	**18**	**0**	**0**	**0**	**---**	**---**

ADDITIONAL STATISTICS

Fumble Recovery TDs: 2 - 9/10/17 at Washington (20 yards); 9/7/14 at Jacksonville (17 yards)

CAREER HIGHS

Tackles	13	12/7/14 vs. Sea.
Sacks	3.0	2x, last: 12/30/18 at Was.
INTs	--	---
PDs	2	10/12/17 at Car.
FFs	2	10/11/15 vs. NO
FRs	1	10x, last: 12/23/18 vs. Hou.



THE MECHANIC

One of Cox's passions off the field is fixing up old cars. In fact, he believes he'd most likely work as a mechanic if he wasn't playing football. "I didn't have much of a choice. It runs in the family," said Cox, who now has his own drag racing team using a 1991 Ford Mustang drag radial, which is driven by Shawn Ayers. The team competes in professional events around the country.

@fcoxx_91 @fcoxx_91

SEASON HIGHLIGHTS (Continued)

- His strip-sack against the Bills marked the second time in his career that he forced a fumble in back-to-back games (also 10/11/15-10/19/15)
- Sacked Cowboys QB **Dak Prescott** for an 11-yard loss while also forcing a fumble in the third quarter at Dal. (10/20/19)

2018 - PHILADELPHIA EAGLES (16/16, 2/2)

- Named to the **Pro Bowl** and voted first-team **All-Pro** by the *Associated Press* after logging a career-high 10.5 sacks
- Earned **NFC Defensive Player of the Week** honors after leading the Eagles defense with a career-high-tying 3.0 sacks along with 4 solo tackles (4 TFL), 1 FF and 6 QB pressures and hits in the 24-0 win at Was. (12/30/18)
- Recovered a key fourth-quarter fumble following a strip-sack of Texans QB **Deshaun Watson** by **Chris Long** in the 32-30 win vs. Hou. (12/23/18). His 10 career FRs are tied for the 4th-most in Eagles all-time history, behind **Mike Jarmoluk** (12, 1949-55), **Reggie White** (11, 1985-92) and **Vic Sears** (11, 1941-53).
- Totaled 7 QB pressures and hurries, including 1.5 sacks, and added 3 tackles (1 TFL) at Dal. (12/9/18)
- Sacked Buccaneers QB **Ryan Fitzpatrick** in the first quarter at TB (9/16/18). Also totaled a season-high 7 tackles (5 solo), 2 TFL and a team-high 7 QB pressures and hits
- Recorded 1.5 sacks and 1 TFL along with a team-leading 7 QB pressures and hits vs. Atl. (9/6/18)

2017 - PHILADELPHIA EAGLES (14/14, 3/3)

- Was named to his third consecutive **Pro Bowl** and earned second-team **All-Pro** honors from the *Associated Press*

2019 GAME-BY-GAME STATISTICS (PHI)												
Date	Opp		GP/S	Tot	Solo	Sk	Int	PD	FF	FR	Snaps	Pct
Sep 8	Was	W	1/1	2	2	0.0	0	0	0	0	42	66%
Sep 15	at Atl	L	1/1	1	1	0.0	0	1	0	0	49	74%
Sep 22	Det	L	1/1	0	0	0.0	0	0	0	0	46	72%
Sep 26	at GB	W	1/1	2	2	0.0	0	0	0	0	61	75%
Oct 6	NYJ	W	1/1	6	4	0.0	0	0	0	0	46	78%
Oct 13	at Min	L	1/1	6	4	0.0	0	0	0	0	52	73%
Oct 20	at Dal	L	1/1	2	1	1.0	0	0	1	0	51	73%
Oct 27	at Buf	W	1/1	6	4	1.5	0	0	1	0	49	79%
Nov 3	Chi	W	1/1	4	2	0.0	0	0	0	0	38	84%
Nov 17	NE	L	1/1	6	1	0.0	0	0	0	0	66	89%
Nov 24	Sea	L	1/1	4	2	0.5	0	0	0	0	49	75%
Dec 1	at Mia	L	1/1	2	2	0.5	0	0	0	0	57	79%
Dec 9	NYG	W	1/1	3	2	0.0	0	0	0	0	49	94%
Dec 15	at Was	W	1/1	4	2	0.0	0	0	0	0	50	94%
Dec 22	Dal											
Dec 29	at NYG											
Totals			**14/14**	**47**	**28**	**3.5**	**0**	**1**	**2**	**0**	**705**	**79%**

SEASON HIGHLIGHTS (Continued)

- Posted a team-high-tying 13 QB pressures and hits along with 1.0 sack and a team-leading 2 TFL during the Eagles' **Super Bowl LII**-winning postseason run
- Totaled a team-high 8 QB pressures and hits in **Super Bowl LII** at NE (2/4/18)
- Recorded a season-high 7 tackles and sacked Falcons QB **Matt Ryan** in the Divisional Playoff win vs. Atl. (1/13/18)
- Recovered a forced fumble by **Vinny Curry** in the third quarter to set up a game-tying 35-yard FG by **Jake Elliott** in the 19-10 victory vs. Oak. (12/25/17)
- Made an impact play to preserve a 31-29 lead late in the third quarter at NYG (12/17/17) when he sacked Giants QB **Eli Manning** on a 2-point conversion attempt
- Provided a boost to the Eagles defense at Car. (10/12/17) after missing 2 games due to a calf injury. With Carolina leading, 10-3, in the second quarter, bulled Panthers G **Trai Turner** into QB **Cam Newton** to force an errant pass that was intercepted by **Rasul Douglas** inside the CAR 20. The turnover led to an Eagles TD that tied the game, 10-10. Philadelphia never trailed again following the score. Also recorded a half-sack of Newton at the end of the first half to push Carolina out of FG range
- Sealed the victory for Philadelphia in the season opener at Was. (9/10/17) when he grabbed a fourth-quarter fumble and returned it 20 yards for his second career TD. Also strip-sacked Redskins QB **Kirk Cousins** in the first quarter

2016 - PHILADELPHIA EAGLES (16/16)

- Voted to the **Pro Bowl** for the second time in his career after tying for the 5th-most sacks (6.5) by an NFL DT, trailing only **Geno Atkins** (9.0), **Aaron Donald** (8.0), **Gerald McCoy** (7.0) and **Leonard Williams** (7.0)

2018 GAME-BY-GAME STATISTICS (PHI)												
Date	Opp		GP/S	Tot	Solo	Sk	Int	PD	FF	FR	Snaps	Pct
Sep 6	Atl	W	1/1	2	2	1.5	0	0	0	0	65	93%
Sep 16	at TB	L	1/1	5	4	1.0	0	0	0	0	46	79%
Sep 23	Ind	W	1/1	5	3	0.5	0	0	0	0	52	88%
Sep 30	at Ten	L	1/1	2	2	0.0	0	0	0	0	60	85%
Oct 7	Min	L	1/1	3	1	0.0	0	0	0	0	53	85%
Oct 11	at NYG	W	1/1	6	3	1.0	0	0	0	0	45	69%
Oct 21	Car	L	1/1	2	2	0.0	0	0	0	0	45	76%
Oct 28	at Jax	W	1/1	2	2	0.0	0	1	0	0	53	83%
Nov 11	Dal	L	1/1	6	4	0.0	0	0	0	0	56	81%
Nov 18	at NO	L	1/1	2	2	0.0	0	0	0	0	49	70%
Nov 25	NYG	W	1/1	3	2	0.0	0	0	0	0	49	79%
Dec 3	Was	W	1/1	3	3	1.0	0	0	0	0	40	89%
Dec 9	at Dal	L	1/1	3	1	1.5	0	0	0	0	79	80%
Dec 16	at LAR	W	1/1	3	2	1.0	0	0	0	0	57	75%
Dec 23	Hou	W	1/1	2	1	0.0	0	0	0	1	49	75%
Dec 30	at Was	W	1/1	4	4	3.0	0	0	1	0	32	71%
Totals			**16/16**	**53**	**38**	**10.5**	**0**	**1**	**1**	**1**	**830**	**80%**
PLAYOFFS												
Jan 6	at Chi	W	1/1	4	2	0.0	0	0	0	0	54	84%
Jan 13	at NO	L	1/1	3	2	0.0	0	0	0	0	42	55%
Totals			**2/2**	**7**	**4**	**0.0**	**0**	**0**	**0**	**0**	**96**	**68%**



SMALL-TOWN ROOTS

Cox grew up in the small town of Yazoo, MS, which has a population of less than 30,000 people.

Cox's graduating class was just 100 students.

HIGH SCHOOL STANDOUT

Cox attended Yazoo City HS (Yazoo, MS), where he recorded 104 tackles, 10 sacks, 1 INT and 1 FR as a senior. Cox notched 103 tackles, 11 sacks and 2 INTs (one of which he returned for a TD) during his junior season. He also played basketball and participated in track in the second leg of the 4 x 100 meter team.

DE VINNY CURRY 75

6-3 | 279 8th Year

DOB: June 30, 1988 (Age 31)

Originally selected by the Eagles in the 2nd round (59th overall) of the 2012 NFL Draft, **Vinny Curry** returned to Philadelphia during the 2019 offseason following a one-year stint with Tampa Bay. In 2017, Curry started all 16 regular-season games and led the Eagles defense with 41 QB pressures and hits while ranking 2nd on the team with a career-high 13 TFLs, behind **Brandon Graham** (16).





Marshall
D2b-12 (59th overall)
by Philadelphia
Acquired: FA-19

QB PRESSURES & HITS

EAGLES PLAYERS IN 2017

Vinny Curry	41
Chris Long	38
Fletcher Cox	36
Derek Barnett	32
Brandon Graham	26

MOST TACKLES FOR LOSS

EAGLES PLAYERS IN 2017

Brandon Graham	16
Vinny Curry	13
Malcolm Jenkins	11
Derek Barnett	9
Tim Jernigan	9

THREE-STEP DROP

First jobs: **Stocking milk in a grocery store at 16 and washing dishes at a nursing home at 17**

Hobbies: **Fashion, bowling, watching movies**

If he could play another sport, what team/position: **Point guard, N.Y. Knicks**

Collects: **Jordans (over 600 pairs)**

Favorite Halloween costume: **The Ultimate Warrior**

Favorite meal: **Crab**

Favorite movie: ***Friday***

Favorite TV show: ***Martin***

Three favorite throwback jerseys: **Jerome Brown, Philadelphia Eagles; Allen Iverson, Philadelphia 76ers; Michael Jordan, Chicago Bulls**

Favorite quote: **"To be the man, you gotta beat the man!" - Ric Flair**

SEASON HIGHLIGHTS

2019 - PHILADELPHIA EAGLES (14/2)

- Produced a career-high-tying 2.0 sacks against Giants QB **Eli Manning** in a primetime MNF win vs. NYG (12/9/19). It marked his 3rd career game with 2.0+ sacks (first since 11/26/15 at Det.)
- Registered his 2nd sack of the season when he brought down Dolphins QB **Ryan Fitzpatrick** for a 3-yard loss in the second quarter vs. Mia. (12/1/19)
- Sacked Jets QB **Luke Falk** in the third quarter of the Eagles' 10.0-sack performance (tied for 2nd-most in franchise history) in the win vs. NYJ (10/6/19)

DE VINNY CURRY 75

CAREER STATISTICS																			
			TACKLES					PASS DEFENSE						FUMBLES			DEF SNAPS	
Year	Team	GP/S	Total	Solo	Asst	TFL	Sacks	Int	Yds	Lg	TD	PD	QPH	FF	FR	Yds	No	Pct
2012	Philadelphia	6/0	9	7	2	1	0.0	0	0	--	0	0	3	0	0	--	88	8%
2013	Philadelphia	14/0	21	17	4	1	4.0	0	0	--	0	5	29	0	0	--	317	26%
2014	Philadelphia	16/0	16	12	4	2	9.0	0	0	--	0	0	32	4	1	0	371	32%
2015	Philadelphia	16/0	26	16	10	4.5	3.5	0	0	--	0	0	40	0	0	--	427	35%
2016	Philadelphia	16/0	27	19	8	6	2.5	0	0	--	0	0	22	0	0	--	435	43%
2017	Philadelphia	16/16	48	32	16	13	3.0	0	0	--	0	1	41	1	0	--	578	56%
2018	Tampa Bay	12/7	21	15	6	5	2.5	0	0	--	0	0	12	0	0	--	445	43%
2019	Philadelphia	14/2	31	21	10	4	4.0	0	0	--	0	0	27	0	0	--	329	37%
Totals		**110/25**	**199**	**139**	**60**	**36.5**	**28.5**	**0**	**0**	**--**	**0**	**6**	**206**	**5**	**1**	**0**	**---**	**---**
PLAYOFFS																		
2013	Philadelphia	1/0	3	1	2	0	0	0	0	--	0	0	0	0	0	--	14	19%
2017	Philadelphia	3/3	10	6	4	0	0	0	0	--	0	0	9	0	0	--	127	62%
Totals		**4/3**	**13**	**7**	**6**	**0**	**0**	**0**	**0**	**--**	**0**	**0**	**9**	**0**	**0**	**--**	**---**	**---**

CAREER HIGHS		
Tackles	6	2x, last: 11/28/16 vs. GB
Sacks	2.0	3x, last: 12/9/19 vs. NYG
INTs	--	---
PDs	2	12/1/13 vs. Ari.
FFs	1	5x, last: 12/25/17 vs. Oak.
FRs	1	11/10/14 vs. Car.



SEASON HIGHLIGHTS (Continued)

2018 - TAMPA BAY BUCCANEERS (12/7)

- Posted 21 tackles (15 solo), 5 TFLs and 2.5 sacks in his only season with the Buccaneers

2017 - PHILADELPHIA EAGLES (16/16, 3/3)

- Finished the regular season with the most QB pressures and hits (41) on the Eagles defense. Also ranked 2nd on the team with a career-high 13 TFLs, behind **Brandon Graham** (16)
- Recorded 10 tackles (6 solo) and 9 QB pressures and hits during the Eagles' **Super Bowl LII**-winning playoff run

2016 - PHILADELPHIA EAGLES (16/0)

- Ranked 4th on the Eagles defense in TFLs (6). Also produced 27 tackles (19 solo), 2.5 sacks and 10 hurries

2015 - PHILADELPHIA EAGLES (16/0)

- Logged 26 tackles (16 solo), 4.5 TFLs and 3.5 sacks, while ranking 2nd on the team with 21 hurries

2014 - PHILADELPHIA EAGLES (16/0)

- Registered a career-high 9.0 sacks, which ranked 2nd on the Eagles defense, trailing only **Connor Barwin** (14.5). His career-high 4 FFs tied for the 2nd-most in the NFL, behind **Ryan Kerrigan** (5) and **Robert Quinn** (5)
- Only six NFL players posted 9.0+ sacks and 4+ FFs during the 2014 season: Curry (9.0-4), **Justin Houston** (22.0-4), **J.J. Watt** (20.5-4), **Ryan Kerrigan** (13.5-5), **Paul Kruger** (11.0-4) and **Robert Quinn** (10.5-5)

DE VINNY CURRY 75

2019 GAME-BY-GAME STATISTICS (PHI)												
Date	**Opp**		**GP/S**	**Tot**	**Solo**	**Sk**	**Int**	**PD**	**FF**	**FR**	**Snaps**	**Pct**
Sep 8	Was	W	1/0	2	1	0.0	0	0	0	0	22	34%
Sep 15	at Atl	L	1/0	1	1	0.0	0	0	0	0	17	26%
Sep 22	Det	L	1/0	0	0	0.0	0	0	0	0	26	41%
Sep 26	at GB	W	1/0	0	0	0.0	0	0	0	0	27	33%
Oct 6	NYJ	W	1/0	5	2	1.0	0	0	0	0	18	31%
Oct 13	at Min	L	1/0	2	1	0.0	0	0	0	0	18	25%
Oct 20	at Dal	L	1/0	5	4	0.0	0	0	0	0	26	37%
Oct 27	at Buf	W	1/0	1	1	0.0	0	0	0	0	28	45%
Nov 3	Chi	W	1/0	1	1	0.0	0	0	0	0	14	31%
Nov 17	NE	L	1/0	1	1	0.0	0	0	0	0	14	19%
Nov 24	Sea	L	1/0	4	4	0.0	0	0	0	0	23	35%
Dec 1	at Mia	L	1/0	2	1	1.0	0	0	0	0	20	28%
Dec 9	NYG	W	1/1	3	2	2.0	0	0	0	0	39	75%
Dec 15	at Was	W	1/1	4	2	0.0	0	0	0	0	37	70%
Dec 22	Dal											
Dec 29	at NYG											
Totals			**14/2**	**31**	**21**	**4.0**	**0**	**0**	**0**	**0**	**329**	**37%**

2018 GAME-BY-GAME STATISTICS (TB)												
Date	**Opp**		**GP/S**	**Tot**	**Solo**	**Sk**	**Int**	**PD**	**FF**	**FR**	**Snaps**	**Pct**
Sep 9	at NO	W	1/1	1	1	1.0	0	0	0	0	48	75%
Sep 16	Phi	W	1/1	0	0	0.0	0	0	0	0	50	63%
Sep 24	Pit	L	1/1	3	1	0.5	0	0	0	0	55	83%
Sep 30	at Chi	L	1/1	3	2	0.0	0	0	0	0	44	72%
Oct 14	at Atl	L	1/1	3	3	0.0	0	0	0	0	47	70%
Oct 21	Cle	W	0/0	INACTIVE (ANKLE)								
Oct 28	at Cin	L	0/0	INACTIVE (ANKLE)								
Nov 4	at Car	L	1/1	1	0	0.0	0	0	0	0	41	66%
Nov 11	Was	L	0/0	INACTIVE (ANKLE)								
Nov 18	at NYG	L	0/0	INACTIVE (ANKLE)								
Nov 25	SF	W	1/0	4	3	0.0	0	0	0	0	27	42%
Dec 2	Car	W	1/0	1	1	1.0	0	0	0	0	25	36%
Dec 9	NO	L	1/0	2	2	0.0	0	0	0	0	17	27%
Dec 16	at Bal	L	1/0	1	0	0.0	0	0	0	0	20	26%
Dec 23	at Dal	L	1/0	0	0	0.0	0	0	0	0	18	35%
Dec 30	Atl	L	1/1	2	2	0.0	0	0	0	0	53	69%
Totals			**12/7**	**21**	**15**	**2.5**	**0**	**0**	**0**	**0**	**445**	**43%**

2013 - PHILADELPHIA EAGLES (14/0, 1/0)

- Finished tied for the 3rd-most sacks (4.0) on the team, behind **Trent Cole** (8.0) and **Connor Barwin** (5.0)

COLLEGE HIGHLIGHTS

- Totaled 26.0 sacks, 49 TFLs and 10 FFs during his career
- Named Conference USA Defensive Player of the Year in 2011 after posting 11.0 sacks, 22 TFLs and 7 FFs as as a senior
- Earned first-team All-Conference USA honors as a junior in 2010, leading all defensive linemen in the nation in tackles (94) and ranking 5th in sacks (12.0). Also earned honorable mention all-conference accolades in 2009

TRANSACTIONS

2012 Drafted by PHI in 2nd round (59th overall)
Signed 4-year contract
2/3/16 Signed by PHI to 5-year contract
3/16/18 Released by PHI
3/17/18 Signed by TB to 3-year contract
2/12/19 Released by TB
3/21/19 Signed by PHI to 1-year contract

2017 GAME-BY-GAME STATISTICS (PHI)												
Date	**Opp**		**GP/S**	**Tot**	**Solo**	**Sk**	**Int**	**PD**	**FF**	**FR**	**Snaps**	**Pct**
Sep 10	at Was	W	1/1	1	0	0.0	0	0	0	0	37	59%
Sep 17	at KC	L	1/1	4	4	0.0	0	0	0	0	33	62%
Sep 24	NYG	W	1/1	3	1	0.0	0	0	0	0	46	67%
Oct 1	at LAC	W	1/1	1	0	0.0	0	0	0	0	30	53%
Oct 8	Ari	W	1/1	4	4	1.0	0	0	0	0	34	57%
Oct 12	at Car	W	1/1	4	3	0.0	0	0	0	0	40	49%
Oct 23	Was	W	1/1	2	1	0.0	0	0	0	0	27	42%
Oct 29	SF	W	1/1	5	5	1.0	0	0	0	0	32	48%
Nov 5	Den	W	1/1	3	2	1.0	0	0	0	0	34	53%
Nov 19	at Dal	W	1/1	4	1	0.0	0	0	0	0	34	54%
Nov 26	Chi	W	1/1	3	2	0.0	0	0	0	0	26	47%
Dec 3	at Sea	L	1/1	1	1	0.0	0	0	0	0	35	56%
Dec 10	at LAR	W	1/1	1	0	0.0	0	0	0	0	30	62%
Dec 17	at NYG	W	1/1	4	2	0.0	0	0	0	0	46	52%
Dec 25	Oak	W	1/1	4	3	0.0	0	1	1	0	51	74%
Dec 31	Dal	L	1/1	4	3	0.0	0	0	0	0	43	63%
Totals			**16/16**	**48**	**32**	**3.0**	**0**	**1**	**1**	**0**	**578**	**56%**
PLAYOFFS												
Jan 13	Atl	W	1/1	3	2	0.0	0	0	0	0	47	75%
Jan 21	Min	W	1/1	2	1	0.0	0	0	0	0	36	54%
Feb 4	at NE	W	1/1	5	3	0.0	0	0	0	0	44	58%
Totals			**3/3**	**10**	**6**	**0.0**	**0**	**0**	**0**	**0**	**127**	**62%**

CB RONALD DARBY 21

5-11 | 193 NFL **5th Year**

DOB: Jan. 2, 1994 (Age 25)

Oxon Hill, Maryland

Potomac High School

Florida State

D2-15 (50th overall) by Buffalo

Acquired: T-Buf-17



2017

Originally selected by Buffalo in the 2nd round (50th overall) of the 2015 NFL Draft, Ronald Darby was acquired by Philadelphia via trade in 2017. In his debut season in midnight green, Darby tied for 2nd on the defense with a career-high 3 INTs and also led the team with 7 PDs in the playoffs. In 2018, he paced the Eagles defense with 18 PDs (his most since 21 PDs in 2015).

MOST PASSES DEFENSED

EAGLES PLAYERS SINCE 2018

Ronald Darby	29
Jalen Mills	23
Malcolm Jenkins	20
Avonte Maddox	16

MOST INTERCEPTIONS

EAGLES PLAYERS IN 2017

Patrick Robinson	4
Ronald Darby	3
Rodney McLeod	3
Jalen Mills	3

BIRDSEED

Darby has not only excelled on the gridiron during his athletic career, he was also a high school track star. Darby was a member of the USA medley relay team that brought home a gold medal from the 2011 World Youth Championships in France.

Darby is the son of Jarina and Ronald Darby Sr. He majored in social science at Florida State.

@realronalddarby

@realronalddarby

CAREER HIGHLIGHTS

- Led the Eagles with 22 tackles and 7 PDs during their **Super Bowl LII**-winning playoff run in 2017
- Named the NFL's **Defensive Rookie of the Year** by Pro Football Focus and voted to the PFWA **All-Rookie Team** after recording a career-high 21 PDs and 2 INTs in 2015

SEASON HIGHLIGHTS

2019 - PHILADELPHIA EAGLES (10/10)

- Notched his second INT of the season when he picked off Dolphins QB **Ryan Fitzpatrick** on the first play from scrimmage at Mia. (12/1/19). Three plays later, Eagles RB **Miles Sanders** caught a TD pass to give the Eagles an early 7-0 lead
- Intercepted Falcons QB **Matt Ryan** on a pass intended for WR **Julio Jones** and returned the ball 13 yards to the ATL 27 in the third quarter at Atl. (9/15/19)

THREE-STEP DROP

First jersey: Darrell Green, Washington Redskins

Favorite movie: *Black Hawk Down*

Favorite TV show: *Power*

Favorite meal: Hibachi

CAREER STATISTICS

			TACKLES					PASS DEFENSE						FUMBLES			DEF SNAPS	
Year	Team	GP/S	Total	Solo	Asst	TFL	Sacks	Int	Yds	Lg	TD	PD	QPH	FF	FR	Yds	No	Pct
2015	Buffalo	15/15	68	61	7	3	0.0	2	48	27	0	21	0	0	0	0	914	84%
2016	Buffalo	14/14	69	60	9	1	0.0	0	0	--	0	12	1	0	0	0	821	77%
2017	Philadelphia	8/7	39	35	4	1	0.0	3	42	37	0	11	0	0	0	0	382	37%
2018	Philadelphia	9/9	59	50	9	3	0.0	1	0	--	0	18	0	0	0	0	542	52%
2019	Philadelphia	10/10	46	42	4	1	0.0	2	29	16	0	11	0	0	0	0	508	57%
Totals		**56/55**	**281**	**248**	**33**	**9**	**0.0**	**8**	**119**	**37**	**0**	**70**	**1**	**0**	**0**	**0**	**---**	**---**
PLAYOFFS																		
2017	Philadelphia	3/3	22	17	5	1	0.0	0	0	--	0	7	0	0	0	0	203	99%
2018	Philadelphia	0/0	PLACED ON INJURED RESERVE (KNEE) ON 11/17/18															
Totals		**3/3**	**22**	**17**	**5**	**1**	**0.0**	**0**	**0**	**--**	**0**	**7**	**0**	**0**	**0**	**0**	**---**	**---**

CAREER HIGHS

Tackles	10	4x, last: 9/30/18 at Ten.
Sacks	--	---
INTs	1	8x, last: 12/1/19 at Mia.
PDs	5	2x, last: 10/21/18 vs. Car.
FFs	--	---
FRs	--	---

2019 GAME-BY-GAME STATISTICS (PHI)

Date	Opp		GP/S	Tot	Solo	Sk	Int	PD	FF	FR	Snaps	Pct
Sep 8	Was	W	1/1	5	5	0.0	0	2	0	0	45	70%
Sep 15	at Atl	L	1/1	7	6	0.0	1	3	0	0	59	89%
Sep 22	Det	L	1/1	5	5	0.0	0	0	0	0	23	36%
Sep 26	at GB	W	INACTIVE (HAMSTRING)									
Oct 6	NYJ	W	INACTIVE (HAMSTRING)									
Oct 13	at Min	L	INACTIVE (HAMSTRING)									
Oct 20	at Dal	L	DID NOT PLAY									
Oct 27	at Buf	W	1/1	3	3	0.0	0	1	0	0	57	92%
Nov 3	Chi	W	1/1	3	3	0.0	0	0	0	0	42	93%
Nov 17	NE	L	1/1	8	7	0.0	0	2	0	0	70	95%
Nov 24	Sea	L	1/1	4	3	0.0	0	1	0	0	61	94%
Dec 1	at Mia	L	1/1	3	2	0.0	1	1	0	0	67	93%
Dec 9	NYG	W	1/1	6	6	0.0	0	0	0	0	52	100%
Dec 15	at Was	W	1/1	2	2	0.0	0	1	0	0	32	60%
Dec 22	Dal											
Dec 29	at NYG											
Totals			**10/10**	**46**	**42**	**0.0**	**2**	**11**	**0**	**0**	**508**	**57%**



SEASON HIGHLIGHTS (Continued)

2018 - PHILADELPHIA EAGLES (9/9, 0/0)

- Led the Eagles defense with 18 PDs, which are his most in a single season since posting 21 PDs as a rookie with the Bills in 2015
- Posted a career-high-tying 5 PDs along with 6 tackles (5 solo) vs. Car. (10/21/18)
- Totaled a team-high 4 PDs along with 2 solo tackles (1 TFL) in the 34-13 win at NYG (10/11/18)
- Registered a career-high-tying 10 tackles at Ten. (9/30/18)
- Picked off Buccaneers QB **Ryan Fitzpatrick** on a ball tipped by **Rodney McLeod** in the first quarter at TB (9/16/18)
- Led the Eagles with a career-high 5 PDs and recorded 6 tackles (5 solo) in the win vs. Atl. (9/6/18)

2017 - PHILADELPHIA EAGLES (8/7, 3/3)

- Led the Eagles with 22 tackles (17 solo) and 7 PDs during their **Super Bowl LII**-winning playoff run
- Produced a career-high-tying 4 PDs in the NFC Championship vs. Min. (1/21/18). Also registered a career-high-tying 10 tackles (8 solo) in the Divisional Round vs. Atl. (1/13/18)
- Despite missing 8 games due to injury, ranked 2nd on the Eagles defense with a career-high 3 INTs
- Picked off Raiders QB **Derek Carr** with less than 1 minute remaining in regulation vs. Oak. (12/25/17). Set up an Eagles drive that resulted in a game-winning FG by **Jake Elliott**
- Sparked an Eagles comeback with an INT of Giants QB **Eli Manning** in the win at NYG (12/17/17)
- Intercepted Cowboys QB **Dak Prescott** in the second quarter and led the team with 8 solo tackles at Dal. (11/19/17)

2016 - BUFFALO BILLS (14/14)

- Recorded a career-high 69 tackles (60 solo) and 12 PDs
- After batting down a pass at Sea. (11/7/16), became the fastest Bills player to reach 30 career PDs
- Registered a career-high-tying 10 tackles vs. Pit. (12/11/16)

WR ROBERT DAVIS 14

6-3 | 210 3rd Year

DOB: April 2, 1995 (Age 24)

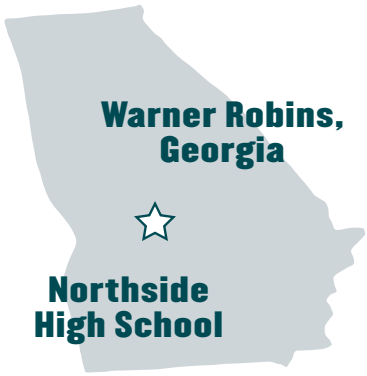

Georgia State
D6-17 (209th overall) by Washington
Acquired: FA-19



Robert Davis was signed by the Eagles from the practice squad to the 53-man roster in Week 15 of his rookie campaign. Davis, who was originally drafted by Washington, played collegiately at Georgia State, where he had 3,391 receiving yards and 17 TD receptions. He currently ranks 2nd in Sun Belt Conference history (**T.Y. Hilton**, FIU - 3,531) in career receiving yards.

SEASON HIGHLIGHTS

2019 - REDSKINS & EAGLES (4/1)

- Registered his first career reception at NYG (9/29/19)

COLLEGE HIGHLIGHTS

- Played collegiately at Georgia State from 2013-16, becoming the second NFL draft pick in program history (**Ulrick John**, 2014)
- Finished career as Georgia State's career leader in receptions (222) and receiving yards (3,391) in 49 career games
- Is the first three-time all-conference selection in Georgia State history

TRANSACTIONS

2017	Drafted by WAS in 6th round (209th overall)
9/2/17	Waived by WAS
9/3/17	Signed by WAS to practice squad
12/4/17	Promoted by WAS from practice squad to 53-man roster
8/13/18	Placed on Injured Reserve (knee)
9/7/19	Waived by WAS
9/10/19	Signed by WAS to practice squad
9/13/19	Promoted by WAS from practice squad to 53-man roster
10/1/19	Waived by WAS
10/7/19	Signed by PHI to practice squad
12/12/19	Promoted by PHI from practice squad to 53-man roster

CAREER RECEIVING YARDS

SUN BELT CONFERENCE

T.Y. Hilton (2008-11)	3,531
Robert Davis (2013-16)	3,391
Jerrel Jernigan (2007-10)	3,127
Penny Hart (2015-18)	2,960

Davis played collegiately at Georgia State, where he finished with the most receptions (222) and receiving yards (3,391) in school history.

BIRDSEED

@Robert_D13

Davis attended Northside High School in Warner Robins, Georgia where he earned team awards for leadership and hustle. He was also a standout basketball player in high school.Davis earned his degree in kinesiology from Georgia State. He is the cousin of former NFL linebacker **Thomas Davis.**

WR ROBERT DAVIS 14

CAREER STATISTICS

			RECEIVING					OFF SNAPS	
Year	**Team**	**GP/S**	**Rec**	**Yds**	**Avg**	**Lg**	**TD**	**No**	**Pct**
2017	Washington	1/0	0	0	---	---	0	0	0%
2019	Washington	3/1	1	11	11.0	13	0	33	4%
	Philadelphia	1/0	0	0	---	--	0	16	2%
	Totals	*4/1*	*1*	*11*	*11.0*	*13*	*0*	---	---
Totals		**5/1**	**1**	**11**	**11.0**	**13**	**0**	**---**	**---**

ADDITIONAL STATISTICS

Special Teams Tackles: 1 - 2019 *(1)*

CAREER HIGHS

Receptions	1	9/29/19 at NYG.
Receiving Yards	11	9/29/19 at NYG.
Receiving Long	11	9/29/19 at NYG
Receiving TDs	--	---

2017 GAME-BY-GAME STATISTICS (WAS)

				RECEIVING					SNAPS	
Date	**Opp**		**GP/S**	**Rec**	**Yds**	**Avg**	**Lg**	**TD**	**No**	**Pct**
Sep 10	Phi	L	REDSKINS PRACTICE SQUAD							
Sep 17	at LAR	W	REDSKINS PRACTICE SQUAD							
Sep 24	Oak	W	REDSKINS PRACTICE SQUAD							
Oct 2	at KC	L	REDSKINS PRACTICE SQUAD							
Oct 15	SF	W	REDSKINS PRACTICE SQUAD							
Oct 23	at Phi	L	REDSKINS PRACTICE SQUAD							
Oct 29	Dal	L	REDSKINS PRACTICE SQUAD							
Nov 5	at Sea	W	REDSKINS PRACTICE SQUAD							
Nov 12	Min	L	REDSKINS PRACTICE SQUAD							
Nov 19	at NO	L	REDSKINS PRACTICE SQUAD							
Nov 23	NYG	W	REDSKINS PRACTICE SQUAD							
Nov 30	at Dal	L	REDSKINS PRACTICE SQUAD							
Dec 10	at LAC	L	INACTIVE							
Dec 17	Ari	W	INACTIVE							
Dec 24	Den	W	1/0	0	0	---	--	--	0	0%
Dec 31	at NYG	L	INACTIVE							
Totals			**1/0**	**0**	**0**	**---**	**--**	**--**	**0**	**0%**

2019 GAME-BY-GAME STATISTICS (WAS & PHI)

				RECEIVING					SNAPS	
Date	**Opp**		**GP/S**	**Rec**	**Yds**	**Avg**	**Lg**	**TD**	**No**	**Pct**
NOT ON NFL ROSTER										
Sep 15	Dal	L	1/0	0	0	---	--	0	4	7%
Sep 22	Chi	L	1/0	0	0	---	--	0	8	10%
Sep 26	at NYG	W	1/1	1	11	11.0	11	0	21	43%
WAIVED BY WASHINGTON (10/1/19)										
NOT ON NFL ROSTER										
SIGNED BY PHILADELPHIA TO PRACTICE SQUAD (10/7/19)										
Oct 13	at Min	L	EAGLES PRACTICE SQUAD							
Oct 20	at Dal	L	EAGLES PRACTICE SQUAD							
Oct 27	at Buf	W	EAGLES PRACTICE SQUAD							
Nov 3	Chi	W	EAGLES PRACTICE SQUAD							
Nov 17	NE	L	EAGLES PRACTICE SQUAD							
Nov 24	Sea	L	EAGLES PRACTICE SQUAD							
Dec 1	at Mia	L	EAGLES PRACTICE SQUAD							
Dec 9	NYG	W	EAGLES PRACTICE SQUAD							
Dec 15	at Was	W	1/0	0	0	---	--	0	16	21%
Dec 22	Dal									
Dec 29	at NYG									
Totals			**3/1**	**1**	**11**	**11.0**	**11**	**0**	**---**	**---**



T ANDRE DILLARD 77

6-5 | 315 Rookie

DOB: Oct. 3, 1995 (Age 23)

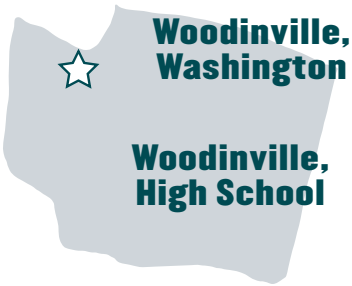

Washington State
D1-19 (22nd overall) by Philadelphia



Andre Dillard was selected by the Eagles with the 22nd-overall pick of the 2019 NFL Draft. Dillard played collegiately at Washington State, where he earned All-America and first-team All-Pac-12 honors as a senior in 2018. He played in 42 career games, starting the final 39 at left tackle for the Cougars.

BIRDSEED

Dillard attended Woodinville (WA) High School, where he was named All-KingCo First Team and KingCo 4A Credit Division Off. Lineman of the Year as a senior.

Dillard's father Mitch was an offensive lineman for the Cougars in the late 1980's.

Dillard earned a bachelor's degree in social science.

@andredillard_

THREE-STEP DROP

Surprisingly good at: Impressions

Bucket list: Vacation outside of the U.S.

If he could play another sport: Golf

Favorite meal: Cheeseburger and fries

Favorite music: Metal

Favorite athlete growing up: Shaquille O'Neal

CAREER HIGHLIGHTS

- Appeared in 42 career games, starting the final 39 at left tackle for the Cougars. Was a two-time All-Pac-12 selection
- Started all 13 games at LT as a senior in 2018, allowing just 1.0 sack and 13 total pressures in 722 pass-blocking snaps (*per Pro Football Focus*). Earned All-America honors and first-team All-Pac-12 accolades
- Started all 13 games at LT as a junior in 2017 and was named All-Pac-12 honorable mention
- Received second-team All-Pac-12 recognition from Pro Football Focus after starting all 13 games at LT during his sophomore year in 2016
- As a freshman in 2015, played in 3 games at LT

TRANSACTIONS

2019 Drafted by PHI in 1st round (22nd overall)
Signed 5-year contract

CAREER STATISTICS

			STARTS		OFF SNAPS	
Year	Team	GP/S	LT	RT	No	Pct
2019	Philadelphia	14/4	3	1	334	32%
Totals		**14/4**	**3**	**1**	**---**	**---**

According to Pro Football Focus, Dillard played 722 pass-blocking snaps (T-1st among FBS offensive linemen) in 2018, allowing only 1.0 sack and 13 total pressures (1.8%).

CB RASUL DOUGLAS 32

6-2 | 209 3rd Year

DOB: Aug. 29, 1995 (Age 24)

East Orange, New Jersey

East Orange High School

West Virginia
D3-17 (99th overall) by Philadelphia



2017

Rasul Douglas (pronounced RAH-sool) was selected by Philadelphia in the 3rd round (99th overall) of the 2017 NFL Draft. He played all 16 games (7 starts) in 2018 and led the Eagles defense with a career-high 3 INTs. A native of New Jersey, Douglas played collegiately at West Virginia, where he tied for the NCAA lead with 8 INTs as a senior in 2016.

MOST INTERCEPTIONS

EAGLES PLAYERS IN 2018

Rasul Douglas	3
Avonte Maddox	2
Several players tied	1

EAGLES PLAYERS IN 2018

Rasul Douglas (WVU)	8
Tarvarus McFadden (FSU)	8
Malik Hooker (Ohio State)	7
Damontae Kazee (SDSU)	7
Weston Steelhammer (AF)	7
Tedric Thompson (Colorado)	7

MOST PASSES DEFENSED

EAGLES PLAYERS IN 2017

22	Jalen Mills
22	Patrick Robinson
14	Rasul Douglas

THREE-STEP DROP

Hobbies: Bowling

If he could play another sport: Shortstop, baseball

Favorite athletes growing up: Brian Dawkins, Derek Jeter, Dirk Nowitzki, Ed Reed

Moment left star struck: When he went to the Vince Carter basketball camp

Favorite quote: "If you don't plan, you are planning to fail."

Favorite movie: *Law Abiding Citizen*

Favorite TV show: *Power*

Favorite meal: Chicken alfredo

SEASON HIGHLIGHTS

2018 - PHILADELPHIA EAGLES (16/7, 2/2)

- Picked off Redskins QB **Josh Johnson** on the Redskins' first play from scrimmage in a 24-0 victory vs Was. (12/30/18). Became the first Eagle to record an INT on an opponent's first play from scrimmage since **Eric Allen** picked off **Steve Young** on a pass intended for **Jerry Rice** on 10/2/94 at San Francisco
- Picked off Cowboys QB **Dak Prescott** with a second quarter INT vs. Dal (12/9/18) on a 3rd-and-3 pass intended for WR **Amari Cooper** at the PHI 1 and returned the ball 17 yards to the PHI 18 for a career-high-tying 2 INTs this season
- Halted a Falcons red zone drive with a fourth-quarter INT of QB **Matt Ryan** at the PHI 4 vs Atl. (9/6/18)

2017 - PHILADELPHIA EAGLES (14/5, 3/0)

- Recorded the 3rd-most PDs (14) on the team, behind **Jalen Mills** (22) and **Patrick Robinson** (22). Also had 2 INTs

CB RASUL DOUGLAS 32

CAREER STATISTICS																			
			TACKLES					PASS DEFENSE						FUMBLES			DEF SNAPS	
Year	Team	GP/S	Total	Solo	Asst	TFL	Sacks	Int	Yds	Lg	TD	PD	QPH	FF	FR	Yds	No	Pct
2017	Philadelphia	14/5	39	32	7	0	0.0	2	7	7	0	14	0	0	0	0	420	41%
2018	Philadelphia	16/7	60	54	6	5	0.0	3	0	0	0	4	0	0	0	0	543	52%
2019	Philadelphia	14/5	32	28	4	3	0.0	0	0	--	0	9	0	0	0	0	474	53%
Totals		**44/17**	**131**	**114**	**17**	**8**	**0.0**	**5**	**7**	**7**	**0**	**27**	**0**	**0**	**0**	**0**	**---**	**---**
PLAYOFFS																		
2017	Philadelphia	3/0	0	0	0	0	0.0	0	0	--	0	0	0	0	0	0	0	0%
2018	Philadelphia	2/2	10	9	1	0	0.0	0	0	--	0	2	0	0	0	0	118	84%
Totals		**5/2**	**10**	**9**	**1**	**0**	**0.0**	**0**	**0**	**--**	**0**	**2**	**0**	**0**	**0**	**0**	**---**	**---**

ADDITIONAL STATISTICS

Special Teams Tackes: 4 - 2017 *(2)*, 2018 *(1)*, *2019 (1)*

CAREER HIGHS		
Tackles	13	12/16/18 at LAR
Sacks	--	---
INTs	1	5x, last: 12/30/18 at Was
PDs	3	3x, last: 9/22/19 vs. Det
FFs	--	---
FRs	--	---



BIRDSEED

Douglas is one of seven siblings and was raised by his grandmother in East Orange, NJ. He credits his little league baseball coach, Mike Davis, for helping turn his life around. Davis was also the P.A. announcer for East Orange HS and a mentor for at-risk youth. "He was the one who took me out of the streets. He made sure we did what we had to do."

Nassau Community College had no dorms, so Douglas lived in an apartment eight miles from campus and took the bus to and from school and practice each day. On his own financially, Douglas slept on the floor and battled hunger.

Douglas would wait until the end of the day to eat and often ordered off the dollar menu at McDonald's, eating half of the meal and saving the rest for later. "Every time I eat, I always think I'm making up a meal that I missed in junior college ... It definitely fuels me all the time, just thinking about what I went through."

SEASON HIGHLIGHTS (Continued)

- Notched his 2nd career INT in the 28-23 victory at Car. (10/12/17). With the Eagles down 10-3 in the second quarter, picked off Panthers QB **Cam Newton** at the CAR 19 and returned it to the 12. The pick set up a **Carson Wentz** TD pass that tied the game
- Made his first career start in the 27-24 win vs. NYG (9/24/17). Picked off Giants QB **Eli Manning** for his first career INT. Became the first Eagle to record an INT within his first 2 career games since **Nate Allen** in 2010

COLLEGE HIGHLIGHTS

- Collected first-team All-Big 12 honors as a senior in 2016, when he tied for the NCAA lead with 8 INTs (also Florida State's **Tarvarus McFadden**). Returned an interception 54 yards for a TD in a win vs. Brigham Young (9/24/16)
- Played in 11 games as a junior in 2015, adding depth at CB and seeing action on special teams. Recorded his 1st INT with the Mountaineers in a win at Kansas (11/21/15)
- Prior to transferring to WVU, played at Nassau Community College (Garden City, NY). Named NJCAA All-American First Team and was selected as a PrepStar JUCO All-American after leading his team to a 10-0 record, No. 6 national ranking and a victory in the Valley of the Sun Bowl in 2014

TRANSACTIONS

2017 Drafted by PHI in 3rd round (99th overall)
Signed 4-year contract



CB RASUL DOUGLAS 32

2019 GAME-BY-GAME STATISTICS (PHI)

Date	Opp		GP/S	Tot	Solo	Sk	Int	PD	FF	FR	Snaps	Pct
Sep 8	Was	W	1/1	3	3	0.0	0	1	0	0	55	86%
Sep 15	at Atl	L	1/0	2	2	0.0	0	2	0	0	39	59%
Sep 22	Det	L	1/0	3	2	0.0	0	3	0	0	50	78%
Sep 26	at GB	W	1/1	5	4	0.0	0	0	0	0	79	98%
Oct 6	NYJ	W	1/1	4	3	0.0	0	2	0	0	58	98%
Oct 13	at Min	L	1/1	7	7	0.0	0	0	0	0	69	97%
Oct 20	at Dal	L	1/1	6	5	0.0	0	0	0	0	63	90%
Oct 27	at Buf	W	1/0	0	0	0.0	0	0	0	0	6	10%
Nov 3	Chi	W	1/0	1	1	0.0	0	1	0	0	7	16%
Nov 17	NE	L	1/0	0	0	0.0	0	0	0	0	18	24%
Nov 24	Sea	L	1/0	0	0	0.0	0	0	0	0	6	9%
Dec 1	at Mia	L	1/0	0	0	0.0	0	0	0	0	0	0%
Dec 9	NYG	W	1/0	0	0	0.0	0	0	0	0	8	15%
Dec 15	at Was	W	1/0	1	1	0.0	0	0	0	0	16	30%
Dec 22	Dal											
Dec 29	at NYG											
Totals			**14/5**	**32**	**28**	**0.0**	**0**	**9**	**0**	**0**	**474**	**53%**



2018 GAME-BY-GAME STATISTICS (PHI)

Date	Opp		GP/S	Tot	Solo	Sk	Int	PD	FF	FR	Snaps	Pct
Sep 6	Atl	W	1/0	0	0	0.0	1	1	0	0	2	3%
Sep 16	at TB	L	1/0	0	0	0.0	0	0	0	0	1	2%
Sep 23	Ind	W	1/0	0	0	0.0	0	0	0	0	3	5%
Sep 30	at Ten	L	1/0	0	0	0.0	0	0	0	0	0	0%
Oct 7	Min	L	1/0	0	0	0.0	0	0	0	0	3	5%
Oct 11	at NYG	W	1/0	0	0	0.0	0	0	0	0	42	65%
Oct 21	Car	L	1/0	0	0	0.0	0	0	0	0	0	0%
Oct 28	at Jax	W	1/0	0	0	0.0	0	0	0	0	42	66%
Nov 11	Dal	L	1/1	8	7	0.0	0	0	0	0	67	97%
Nov 18	at NO	L	1/1	4	4	0.0	0	0	0	0	51	73%
Nov 25	NYG	W	1/0	0	0	0.0	0	0	0	0	2	3%
Dec 3	Was	W	1/1	8	7	0.0	0	0	0	0	45	100%
Dec 9	at Dal	L	1/1	11	10	0.0	1	1	0	0	99	100%
Dec 16	at LAR	W	1/1	13	11	0.0	0	0	0	0	76	100%
Dec 23	Hou	W	1/1	11	10	0.0	0	1	0	0	65	100%
Dec 30	at Was	W	1/1	5	5	0.0	1	1	0	0	45	100%
Totals			**16/7**	**60**	**54**	**0.0**	**3**	**4**	**0**	**0**	**543**	**52%**
PLAYOFFS												
Jan 6	at Chi	W	1/1	8	7	0.0	0	1	0	0	64	100%
Jan 13	at NO	L	1/1	2	2	0.0	0	1	0	0	54	70%
Totals			**2/2**	**10**	**9**	**0.0**	**0**	**2**	**0**	**0**	**118**	**84%**

2017 GAME-BY-GAME STATISTICS (PHI)

Date	Opp		GP/S	Tot	Solo	Sk	Int	PD	FF	FR	Snaps	Pct
Sep 10	at Was	W	0/0	INACTIVE								
Sep 17	at KC	L	1/0	6	5	0.0	0	1	0	0	39	74%
Sep 24	NYG	W	1/1	6	5	0.0	1	1	0	0	69	100%
Oct 1	at LAC	W	1/1	3	2	0.0	0	1	0	0	57	100%
Oct 8	Ari	W	1/1	3	3	0.0	0	1	0	0	20	33%
Oct 12	at Car	W	1/1	5	4	0.0	1	3	0	0	56	68%
Oct 23	Was	W	1/0	1	1	0.0	0	0	0	0	28	44%
Oct 29	SF	W	1/0	2	1	0.0	0	2	0	0	30	46%
Nov 5	Den	W	1/0	4	3	0.0	0	2	0	0	37	58%
Nov 19	at Dal	W	1/0	0	0	0.0	0	0	0	0	0	0%
Nov 26	Chi	W	1/0	2	2	0.0	0	3	0	0	11	20%
Dec 3	at Sea	L	1/0	0	0	0.0	0	0	0	0	1	2%
Dec 10	at LAR	W	1/0	0	0	0.0	0	0	0	0	0	0%
Dec 17	at NYG	W	0/0	INACTIVE								
Dec 25	Oak	W	1/0	0	0	0.0	0	0	0	0	4	6%
Dec 31	Dal	L	1/1	7	6	0.0	0	0	0	0	68	100%
Totals			**14/5**	**39**	**32**	**0.0**	**2**	**14**	**0**	**0**	**420**	**41%**
PLAYOFFS												
Jan 13	Atl	W	1/0	0	0	0.0	0	0	0	0	0	0%
Jan 21	Min	W	1/0	0	0	0.0	0	0	0	0	0	0%
Feb 4	at NE	W	1/0	0	0	0.0	0	0	0	0	0	0%
Totals			**3/0**	**0**	**0**	**0.0**	**0**	**0**	**0**	**0**	**0**	**0%**

LB T.J. EDWARDS 57

6-1 | 242 NFL Rookie

DOB: Aug. 12, 1996 (Age 23)



Lake Villa, Illinois

Lakes Community High School

Wisconsin

UDFA ('19) by Philadelphia



A 2019 undrafted free agent, T.J. Edwards became one of just two UDFAs to make Philadelphia's 53-man roster out of training camp. Edwards started 52 games (2nd-most in school history) during his four-year career at Wisconsin. Finished his college career with 367 tackles, marking the 9th-most tackles in school history. Also recorded the most INTs by a linebacker in school history (10).

CAREER TACKLES

WISCONSIN HISTORY

Pete Monty (1993-96)	451
Gary Casper (1989-92)	447
Tim Krumrie (1979-82)	444
Dave Lokanc (1970-72)	427
Dave Crossen (1975-78)	427
Chris Borland (2009-13)	420
Jim Melka (1981-84)	399
Mike Taylor (2009-12)	377
T.J. Edwards (2015-18)	367

CAREER STARTS

WISCONSIN HISTORY

54	Michael Deiter (2015-18)
52	T.J. Edwards (2015-18)
51	Sojourn Shelton (2013-16)

THREE-STEP DROP

First job: Golf course for two days

Surprisingly good at: Golf and video games

Bucket list: Go skydiving

Biggest pet peeve: When people don't take off their shoes

If he could play another sport, what position/team: Shortstop or center field, Chicago Cubs

Favorite meal: Italian food, fettuccine

Favorite athletes growing up: Brian Urlacher

Moment left starstruck: "Just coming into the NFL and being around all these guys you played with in *Madden*."

COLLEGE HIGHLIGHTS

- Played in 53 games (52 starts) at LB during his four-year collegiate career at Wisconsin. His 52 starts are the 2nd-most in school history and 5th-most by a Big Ten player
- Made 367 tackles, ranking No. 9 all-time at Wisconsin, and led the Badgers in tackles in three separate seasons (2015, 2016, 2018)
- Additionally, logged 37.5 TFLs, 8.0 sacks and 10 INTs during his career. His 10 INTs are the most by a LB in Wisconsin history
- Part of a Badgers senior class that went 42-12 (.778), including a 27-8 (.771) mark in Big Ten play and a 4-0 record in bowl games
- In 2018, earned first-team All-Big Ten honors from the media and second-team All-Big Ten honors from the league's coaches
- Named first-team All-America in 2017 and was a consensus All-Big Ten honoree. Was also selected as a Butkus Award finalist

LB T.J. EDWARDS 57

CAREER STATISTICS

			TACKLES					PASS DEFENSE						FUMBLES			DEF SNAPS	
Year	Team	GP/S	Total	Solo	Asst	TFL	Sacks	Int	Yds	Lg	TD	PD	QPH	FF	FR	Yds	No	Pct
2019	Philadelphia	14/3	15	10	5	0	0.0	0	0	--	0	0	0	0	0	0	98	11%
Totals		**14/3**	**15**	**10**	**5**	**0**	**0.0**	**0**	**0**	**--**	**0**	**0**	**0**	**0**	**0**	**0**	**---**	**---**

ADDITIONAL STATISTICS

Special Teams Tackles: 10 - *2019 (10)*

CAREER HIGHS

Tackles	6	11/4/19 vs. Chi.
Sacks	--	---
INTs	--	---
PDs	--	---
FFs	--	---
FRs	--	---

COLLEGE HIGHLIGHTS (Continued)

- In 2016, earned All-Big Ten honorable mention accolades and was voted Goodyear Cotton Bowl Classic Defensive MVP
- As a freshman in 2015, received Freshman All-America (FWAA) and Big Ten All-Freshman (ESPN) honors

TRANSACTIONS

2019 Signed by PHI as undrafted free agent



2019 GAME-BY-GAME STATISTICS (PHI)

Date	Opp		GP/S	Tot	Solo	Sk	Int	PD	FF	FR	Snaps	Pct
Sep 8	Was	W	1/0	0	0	0.0	0	0	0	0	0	0%
Sep 15	at Atl	L	1/0	0	0	0.0	0	0	0	0	0	0%
Sep 22	Det	L	1/0	0	0	0.0	0	0	0	0	0	0%
Sep 26	at GB	W	1/0	0	0	0.0	0	0	0	0	0	0%
Oct 6	NYJ	W	1/0	0	0	0.0	0	0	0	0	2	3%
Oct 13	at Min	L	1/0	0	0	0.0	0	0	0	0	10	14%
Oct 20	at Dal	L	1/0	2	1	0.0	0	0	0	0	22	31%
Oct 27	at Buf	W	1/1	2	2	0.0	0	0	0	0	15	24%
Nov 3	Chi	W	1/1	6	3	0.0	0	0	0	0	17	38%
Nov 17	NE	L	1/0	1	1	0.0	0	0	0	0	11	15%
Nov 24	Sea	L	1/0	1	0	0.0	0	0	0	0	2	3%
Dec 1	at Mia	L	1/0	0	0	0.0	0	0	0	0	4	6%
Dec 9	NYG	W	1/1	1	1	0.0	0	0	0	0	7	13%
Dec 15	at Was	W	1/0	2	2	0.0	0	0	0	0	8	15%
Dec 22	Dal											
Dec 29	at NYG											
Totals			**14/3**	**15**	**10**	**0.0**	**0**	**0**	**0**	**0**	**98**	**11%**

BIRDSEED

Edwards played at Lakes Community (IL) High School, where he received all-state honors as a junior and senior. In addition to football, Edwards also lettered four years in basketball and two years in baseball.

T.J. is the son of Cathy and Vince Edwards. He has a brother, Lee Chiakas, who played rugby at Southern Illinois from 2006-08.

Edwards graduated from the University of Wisconsin with a degree in life sciences communication.

K JAKE ELLIOTT 4

5-9 | 167 3rd Year

DOB: Jan. 21, 1995 (Age 24)

La Grange, Illinois

Lyons Township High School

Memphis
D5a-17 (153rd overall) by Cincinnati
Acquired: PS-Cin-17



2017

Jake Elliott was signed by the Eagles from the Bengals practice squad in Week 2 of 2017. In the last two seasons, Elliott has kicked both the longest regular-season (61 yards vs. NYG on 9/24/17) and playoff FGs (53 yards vs. Atl. on 1/13/18) in team history while adding the single-season franchise record for 50+ yard FGs (5 in 2017). He has also produced 6 career game-winning FGs and ranks 5th in the NFL in 40+ yard FGs (36) since 2017.

THREE-STEP DROP

Hobbies: Golf

First job: Tennis instructor

Bucket list: Travel to Australia

If he could play another sport, what position/team: Shortstop, Chicago Cubs

Player he models his game after: Fellow Memphis alum Stephen Gostkowski

Favorite meal: Deep dish pizza

Favorite quote: "Success isn't owned. It's rented and rent is due every day."

MOST 40+ YARD FIELD GOALS

NFL PLAYERS SINCE 2017 (INCLUDING PLAYOFFS)

48	Wil Lutz
38	Justin Tucker
38	Greg Zuerlein
37	Robbie Gould
36	Jake Elliott
36	Harrison Butker

LONGEST FIELD GOALS

EAGLES ALL-TIME HISTORY

Jake Elliott* (9/24/17 vs. NYG)	61
Tony Franklin (11/12/79 at Dal.)	59
David Akers (9/14/03 vs. NE)	57
Jake Elliott (11/11/18 vs. Dal.)	56
Caleb Sturgis (10/30/16 at Dal.)	55

** Tied for 10th-longest FG in NFL history, tied for 4th-longest game-ending FG in NFL history, NFL rookie record*

EAGLES POSTSEASON HISTORY

Jake Elliott* (1/13/18 vs. Atl.)	53
David Akers (1/4/09 at Min.)	51
David Akers (1/7/07 vs. NYG)	48
Jake Elliott^ (2/4/18 vs. NE - *SB LII*)	46
Several players tied	46

** NFL rookie record ^ Longest FG by rookie in SB history*

CAREER HIGHLIGHTS

- Kicked a game-winning, franchise-record 61-yard FG as time expired in the 27-24 win vs. NYG (9/24/17). Tied for the 10th-longest FG in NFL history (also tied for the 4th-longest game-ending FG)
- Connected on the longest playoff FG (53 yards) in Eagles history in the 15-10 win vs. Atl. (1/13/18) in the Divisional Round
- Recorded the two longest FGs (43 and 46 yards) by a rookie in Super Bowl history in Philadelphia's 41-33 win vs. New England in **Super Bowl LII**
- Produced the most 50+ yard FGs (5) in single-season franchise history in 2017

NOTES TO KNOW

- Including playoffs, ranks 5th in the NFL in 40+ yard FGs (36) since 2017

K JAKE ELLIOTT 4

CAREER STATISTICS															
Year	**Team**	**GP**	**FG-FGA**	**Pct**	**0-19**	**20-29**	**30-39**	**40-49**	**50+**	**Lg**	**XP-XPA**	**Pct**	**Pts**	**KO**	**TB**
2017	Philadelphia	15	26-31	83.9	0-0	5-5	4-7	12-13	5-6	61	39-42	92.9	117	83	42
2018	Philadelphia	16	26-31	83.9	0-0	7-7	10-11	7-8	2-5	56	33-35	94.3	111	81	57
2019	Philadelphia	14	19-21	90.5	0-0	7-7	6-6	5-7	1-1	53	29-31	93.5	86	70	48
Totals		**45**	**71-83**	**85.5**	**0-0**	**19-19**	**20-24**	**24-28**	**8-12**	**61**	**101-108**	**93.5**	**314**	**236**	**147**
PLAYOFFS															
2017	Philadelphia	3	7-7	100.0	0-0	2-2	2-2	2-2	1-1	53	7-9	77.8	28	19	13
2018	Philadelphia	2	1-1	100.0	0-0	0-0	0-0	1-1	0-0	43	3-3	100.0	6	7	2
Totals		**5**	**8-8**	**100.0**	**0-0**	**2-2**	**2-2**	**3-3**	**1-1**	**53**	**10-12**	**83.3**	**34**	**26**	**1**

ADDITIONAL STATISTICS

Successful Onside Kick: 9/17/17 at KC



CAREER HIGHS		
Points	14	10/1/17 at LAC
FGs	4	10/1/17 at LAC
FG Attempts	4	2x, last: 12/1/19 at Mia.
Longest FG	61	9/24/17 vs. NYG
Longest Attempt	61	9/24/17 vs. NYG
PATs	6	11/5/17 vs. Den.

FIELD GOAL SPLITS			
	FG-FGA	**Pct**	**Lg**
vs. NFC	53-61	86.9	61
vs. AFC	24-28	85.7	53
Home	38-44	86.4	61
Away	36-42	85.7	53
Turf	15-17	88.2	53
Grass	62-72	86.1	61
Indoors	9-9	100.0	53
Outdoors	68-80	85.0	61
September	14-18	77.8	61
October	23-26	88.5	53
November	12-13	92.3	56
December	20-24	83.3	51
January	5-5	100.0	53
February	3-3	100.0	46
When Tied	16-18	88.9	61

SEASON HIGHLIGHTS

2019 - PHILADELPHIA EAGLES (14/0)

- Is the first kicker in team history to start a season with 16 straight FGs. His streak of 20 consecutive FGs (12/23/18-12/1/19) was the 2nd-longest in Eagles history, trailing only **Alex Henery** in 2012 (22)
- Connected on FGs from 53 and 40 yards at Min. (10/13/19). His 53-yard FG tied for the 3rd-longest of his career (61 yards on 9/24/17 vs. NYG; 56 yards on 11/11/18 vs. Dal.)

2018 - PHILADELPHIA EAGLES (16/0, 2/0)

- With 0:03 remaining and the Eagles trailing 29-30, kicked the game-winning, 35-yard FG as time expired to make the final score 32-30 in the win vs. Hou. (12/23/18)
- Nailed a game-winning FG with 0:22 left on the clock in the 25-22 win vs. NYG (11/25/18). Marked his 5th career game-winning FG and 2nd against the Giants (franchise-record 61-yard FG on 9/24/17)
- Connected on 2-of-2 FGs vs. Dal. (11/11/18), including a 56-yard FG that cut the Eagles' deficit to 6-3 in the second quarter. The 56-yarder was the 2nd-longest of his career and the 4th-longest in franchise history
- Converted 3-of-3 FGs at Ten. (9/30/18), including a 37-yard FG in overtime to give the Eagles a 23-20 lead

50+ YARD FIELD GOALS (9)		
Date	**Opponent**	**Yds**
9/24/17	vs. New York Giants (W, 27-24)	61
11/11/18	vs. Dallas Cowboys (L, 20-27)	56
10/13/19	at Minnesota Vikings (L, 20-38)	53
1/13/18	vs. Atlanta Falcons (Div.) (W, 15-10)	53
10/1/17	at Los Angeles Chargers (W, 26-24)	53
12/16/18	at Los Angeles Rams (W, 30-23)	51
10/29/17	vs. San Francisco 49ers (W, 33-10)	51
10/23/17	vs. Washington Redskins (W, 34-24)	50
10/12/17	at Carolina Panthers (W, 28-23)	50

2019 GAME-BY-GAME STATISTICS (PHILADELPHIA)														
Date	Opp		FG-FGA	Pct	0-19	20-29	30-39	40-49	50+	Lg	XP-XPA	Pct	Pts	Kick by Kick
Sep 8	Was	W	1-1	100.0	0-0	1-1	0-0	0-0	0-0	22	3-3	100.0	6	(22)
Sep 15	at Atl	L	2-2	100.0	0-0	0-0	1-1	1-1	0-0	41	0-0	---	6	(34), (41)
Sep 22	Det	L	1-1	100.0	0-0	1-1	0-0	0-0	0-0	25	3-3	100.0	6	(25)
Sep 26	at GB	W	0-0	---	0-0	0-0	0-0	0-0	0-0	--	4-4	100.0	4	---
Oct 6	NYJ	W	1-1	100.0	0-0	1-1	0-0	0-0	0-0	28	4-4	100.0	7	(28)
Oct 13	at Min	L	2-2	100.0	0-0	0-0	0-0	1-1	1-1	53	2-2	100.0	8	(53), (40)
Oct 20	at Dal	L	1-1	100.0	0-0	0-0	1-1	0-0	0-0	38	1-1	100.0	4	(38)
Oct 27	at Buf	W	1-1	100.0	0-0	0-0	1-1	0-0	0-0	37	2-3	66.7	5	(37)
Nov 3	Chi	W	3-3	100.0	0-0	2-2	1-1	0-0	0-0	38	1-2	50.0	10	(28), (28), (38)
Nov 17	NE	L	1-1	100.0	0-0	0-0	0-0	1-1	0-0	42	1-1	100.0	4	(42)
Nov 24	Sea	L	1-1	100.0	0-0	1-1	0-0	0-0	0-0	28	0-0	---	3	(28)
Dec 1	at Mia	L	3-4	75.0	0-0	0-0	1-1	2-3	0-0	48	2-2	100.0	11	(48), (43), 49WL, (37)
Dec 9	NYG	W	1-2	50.0	0-0	0-0	1-1	0-1	0-0	34	2-2	100.0	5	(34), 47WL
Dec 15	at Was	W	1-1	100.0	0-0	1-1	0-0	0-0	0-0	25	4-4	100.0	7	(25)
Dec 22	Dal													
Dec 29	at NYG													
Totals			**19-21**	**90.5**	**0-0**	**7-7**	**6-6**	**5-7**	**1-1**	**53**	**29-31**	**93.5**	**86**	**---**

GAME-WINNING FIELD GOALS (6)					
Date	Opponent	Score	Time (Q)	Yds	Final
12/23/18	vs. Hou.	29-30	0:03 (4)	35	32-30
11/25/18	vs. NYG	22-22	0:22 (4)	43	25-22
1/13/18	vs. Atl. (Div.)	9-10	0:15 (3)	37	15-10
12/25/17	vs. Oak.	10-10	0:27 (4)	48	19-10
12/10/17	at LAR	34-35	3:50 (4)	41	43-35
9/24/17	vs. NYG	24-24	0:01 (4)	61	27-24

SEASON HIGHLIGHTS (Continued)

2017 - PHILADELPHIA EAGLES (15/0, 3/0)

- Recorded the two longest FGs by a rookie in Super Bowl history (43 and 46 yards) in **Super Bowl LII**. His 46-yarder gave the Eagles a 41-33 lead with 1:05 remaining
- Kicked the longest FG (53 yards) in team and NFL rookie postseason history in the 15-10 win vs. Atl. (1/13/18) in the Divisional Round, breaking the previous mark of 51 yards by **David Akers** on 1/4/09 at Minnesota
- Produced the most 50+ yard FGs (5) in single-season franchise history. Also tied **David Akers** in 2004 for the most 40+ yard FGs (17) in Eagles single-season history
- Named **NFC Special Teams Player of the Week** for Week 3 after kicking a game-winning, franchise-record 61-yard FG as time expired vs. NYG (9/24/17). Erased a 24-21 deficit with FGs from 46 and 61 yards in the last 0:51. The 61-yarder is tied for the 10th-longest FG in NFL history (also tied for the 4th-longest game-ending FG)

COLLEGE HIGHLIGHTS

- Four-time Lou Groza Award semifinalist (top collegiate placekicker), including finalist recognition in 2015
- Totaled school-best 445 career points, topping **Stephen Gostkowski** (369) and **DeAngelo Williams** (362)
- During his four seasons at Memphis, ranked 2nd among NCAA kickers in points (445), behind **Zane Gonzalez** (492)
- Holds school record for longest FG (56 yards) and kicked 4 of the 5 longest FGs in program history (56, 54, 53, 53)

BIRDSEED

Elliott prepped at Lyons Township High School (La Grange, IL), which is located outside of Chicago. Elliott connected on 15-of-21 FGs as a senior, as well as 43-of-44 PATs, en route to being named All-Illinois First Team by the *Chicago Tribune*.

Elliott was named the 2016 American Athletic Conference Football Scholar-Athlete of the Year. He was also a seven-time Dean's List student and three-time AAC All-Academic Team member.

@jake_elliott22 @jelliott46

TRANSACTIONS

2017	Drafted by CIN in 5th round (153rd overall)
	Signed 4-year contract
9/2/17	Waived by CIN
9/3/17	Signed by CIN to practice squad
9/12/17	Signed by PHI from CIN practice squad
2/22/19	Signed by PHI to 1-year contract
11/27/19	Signed by PHI to 5-year contract extension

S MARCUS EPPS 37

6-0 | 191 Rookie

DOB: Jan. 27, 1996 (Age 23)



Huntington Beach, California

Edison High School

Wyoming
D6b-19 (191st overall) by Minnesota
Acquired: W-Min-19



Originally drafted by the Minnesota Vikings in the sixth round of the 2019 NFL Draft, Marcus Epps was claimed by the Eagles off waivers on November 7, 2019. Epps walked on at the University of Wyoming and went on to start all 50 games during his four-year collegiate career. A three-time team captain (2016-18), Epps finished his career with 325 tackles, 9 INTs and 31 PDs.

BIRDSEED

Epps attended Edison High School in Huntington Beach, CA, where he played on both sides of the ball. As a senior in 2014, Epps recorded 3 INTs on defense and hauled in 20 catches for 283 yards on offense.

SEASON HIGHLIGHTS

2019 - MIN. VIKINGS & PHI. EAGLES (32/0)

- Logged a special teams tackle in his first game with the Eagles vs. NE (11/17/19)
- Notched the first tackle of his NFL career in Minnesota's Week 3 win vs. Oak. (9/22)
- Made his NFL debut in the Vikings season opener vs. Atl. (9/8)

COLLEGE HIGHLIGHTS

- Began college career as a walk on at Wyoming. Went on to become a four-year starter and start all 50 games of his career. Finished his career with 325 tackles, 9 INTs and 31 PDs
- Served as a team captain for three seasons (2016-18)

CAREER STATISTICS

			TACKLES					PASS DEFENSE						FUMBLES			DEF SNAPS	
Year	Team	GP/S	Total	Solo	Asst	TFL	Sacks	Int	Yds	Lg	TD	PD	QPH	FF	FR	Yds	No	Pct
2019	Minnesota	8/0	1	1	0	0	0.0	0	0	--	0	0	0	0	0	0	12	2%
	Philadelphia	5/0	2	2	0	0	0.0	0	0	--	0	0	1	0	0	0	50	6%
	Totals	*13/0*	*3*	*3*	*0*	*0*	*0.0*	*0*	*0*	--	*0*	*0*	*1*	*0*	*0*	*0*	---	---
Totals		**13/0**	**3**	**3**	**0**	**0**	**0.0**	**0**	**0**	**--**	**0**	**0**	**1**	**0**	**0**	**0**	**---**	**---**

ADDITIONAL STATISTICS

Special Teams Tackles: 1 - 2019 *(1)*

CAREER HIGHS

Tackles	2	12/15/19 at Was.
Sacks	--	---
INTs	--	---
PDs	--	---
FFs	--	---
FRs	--	---

TRANSACTIONS

2019 Drafted by MIN in 6th round (191st overall)
Signed 4-year contract
11/6/19 Waived by MIN
11/7/19 Claimed by PHI off waivers from MIN

2019 GAME-BY-GAME STATISTICS (MIN & PHI)

Date	Opp		GP/S	Tot	Solo	Sk	Int	PD	FF	FR	Snaps	Pct
Sep 8	Atl	W	1/0	0	0	0.0	0	0	0	0	1	1%
Sep 15	at GB	L	1/0	0	0	0.0	0	0	0	0	0	0%
Sep 22	Oak	W	1/0	1	1	0.0	0	0	0	0	8	14%
Sep 29	at Chi	L	1/0	0	0	0.0	0	0	0	0	0	0%
Oct 6	at NYG	W	1/0	0	0	0.0	0	0	0	0	0	0%
Oct 13	Phi	W	1/0	0	0	0.0	0	0	0	0	3	5%
Oct 20	at Det	W	1/0	0	0	0.0	0	0	0	0	0	0%
Oct 24	Was	W	1/0	0	0	0.0	0	0	0	0	0	0%
Nov 3	at KC	L	INACTIVE									
WAIVED BY MIN (11/6); CLAIMED BY PHI OFF WAIVERS FROM MIN (11/7)												
Nov 17	NE	L	1/0	0	0	0.0	0	0	0	0	0	0%
Nov 24	Sea	L	1/0	0	0	0.0	0	0	0	0	2	26%
Dec 1	at Mia	L	1/0	0	0	0.0	0	0	0	0	4	6%
Dec 9	NYG	W	1/0	0	0	0.0	0	0	0	0	16	31%
Dec 15	at Was	W	1/0	2	2	0.0	0	0	0	0	13	25%
Dec 22	Dal											
Dec 29	at NYG											
Totals			**13/0**	**3**	**3**	**0.0**	**0**	**0**	**0**	**0**	**---**	**---**



TE ZACH ERTZ 86

6-5 | 250 7th Year

DOB: Nov. 10, 1990 (Age 29)



Stanford
D2-13 (35th overall) by Philadelphia

2018 PRO BOWL 2019 PRO BOWL 2017



A two-time Pro Bowler who caught the game-winning TD in Super Bowl LII, Zach Ertz was selected by Philadelphia in the 2nd round (35th overall) of the 2013 NFL Draft. In 2018, Ertz set the NFL single-season record for receptions (franchise-record 116) by a TE, breaking the previous mark of 110 by Jason Witten in 2012. He also ranks 2nd in Eagles all-time history with 521 career receptions.

MOST RECEPTIONS

NFL PLAYERS IN 2018

Michael Thomas (NO)	125
Zach Ertz (Phi.)	116
DeAndre Hopkins (Hou.)	115
Julio Jones (Atl.)	113
Adam Thielen (Min.)	113

** Ranks 1st among NFL TEs*

EAGLES SINGLE-SEASON HISTORY

Zach Ertz (2018)	116
Brian Westbrook (2007)	90
Irving Fryar (1996)	88
Irving Fryar (1997)	86
Jordan Matthews (2015)	85
Jeremy Maclin (2014)	85

MOST RECEIVING YARDS

NFL TIGHT ENDS IN 2018

1,377	George Kittle (SF)
1,336	Travis Kelce (KC)
1,163	Zach Ertz (Phi.)
896	Jared Cook (Oak.)
750	Eric Ebron (Ind.)

EAGLES ALL-TIME HISTORY



HAROLD CARMICHAEL	ZACH ERTZ	PETE RETZLAFF	BRIAN WESTBROOK
589 (1971-83)	521 (2013-19)	452 (1956-66)	426 (2002-09)

THREE-STEP DROP

Bucket list: **Skydiving**

Talent he'd most like to have: **The ability to read minds**

'Welcome to the NFL' moment: **Seeing Michael Vick in a meeting**

Favorite musician: **Jason Aldean**

Favorite TV shows: ***Game of Thrones*** and ***Homeland***

MOST RECEPTIONS BY A TIGHT END

NFL SINGLE-SEASON HISTORY



ZACH ERTZ	JASON WITTEN	TRAVIS KELCE
116 (2018)	110 (2012)	103 (2018)

CAREER STATISTICS									
			RECEIVING					OFF SNAPS	
Year	Team	GP/S	Rec	Yds	Avg	Lg	TD	No	Pct
2013	Philadelphia	16/3	36	469	13.0	38	4	450	41%
2014	Philadelphia	16/5	58	702	12.1	35t	3	587	50%
2015	Philadelphia	15/7	75	853	11.4	60	2	790	68%
2016	Philadelphia	14/12	78	816	10.5	30	4	851	75%
2017	Philadelphia	14/13	74	824	11.1	53	8	778	69%
2018	Philadelphia	16/16	116	1,163	10.0	34	8	1,000	92%
2019	Philadelphia	14/14	84	888	10.6	30	6	893	86%
Totals		**105/70**	**521**	**5715**	**11.0**	**60**	**35**	**---**	**---**
PLAYOFFS									
2013	Philadelphia	1/0	3	22	7.3	15	1	23	40%
2017	Philadelphia	3/2	18	192	10.7	36	1	176	85%
2018	Philadelphia	2/2	10	102	10.2	17	0	107	90%
Totals		**6/4**	**31**	**316**	**10.2**	**36**	**2**	**---**	**---**

ADDITIONAL STATISTICS
Fumbles/Lost: 5/4 - 2019 (1/1), 2018 *(1/0)*, 2017 *(1/1)*, 2015 *(1/1)*, 2014 *(1/1)*
Forced Fumbles: 11/22/15 vs. TB

CAREER HIGHS		
Receptions	15	12/20/14 at Was.
Receiving Yards	152	1/3/16 at NYG
Receiving Long	60	1/3/16 at NYG
Receiving TDs	2	6x, last: 12/9/19 vs. NYG

CAREER HIGHLIGHTS

- In 2018, set the single-season record for receptions by a TE (116), surpassing **Jason Witten** in 2012 (110)
- In 2018, named to his second career **Pro Bowl** after ranking 2nd in the NFL with a career-high 116 receptions (franchise and NFL TE record), trailing only **Michael Thomas** (125)
- In 2017, earned his first career **Pro Bowl** nod after leading the Eagles in receptions (72) and receiving yards (824) and tying for the 2nd-most TDs (career-high 8) by an NFL TE
- Established an Eagles single-game record with a career-high 15 receptions on 12/20/14 at Washington
- Caught the game-winning TD in **Super Bowl LII** at NE (2/4/18) on an 11-yard pass from **Nick Foles** that gave the Eagles a 38-33 lead with 2:21 remaining
- Became the 4th-fastest TE in NFL history to reach 5,000+ career receiving yards (94 games), behind **Travis Kelce** (75), **Rob Gronkowski** (81) and **Antonio Gates** (90)

NOTES TO KNOW

- Ranks 2nd on the Eagles' all-time receptions list (521), trailing only **Harold Carmichael** (589, 1971-83)
- Has produced 4 career games with 13+ receptions, tied for the 2nd-most such performances in NFL history, trailing only **Wes Welker** (5, 2004-15). His 11 career games with 10+ catches are the 2nd-most ever by an NFL TE



ERTZ FAMILY FOUNDATION

Ertz and his wife, Julie, who is a star defender on the U.S. Women's National Soccer team, married during the 2017 offseason. In 2018, the couple launched the **Ertz Family Foundation**, which focuses on:

- Providing opportunities for youth to learn the value of exercise, nutrition, leadership, work ethic, accountability and team work
- Improving the quality of education through supporting teachers, students and schools
- Restoring hope and building communities for families that need it most

HIGH SCHOOL STANDOUT

Ertz graduated from Monte Vista HS (Danville, CA), where he was a first-team all-state selection as a senior after catching 56 passes for 756 yards and 14 TDs. He earned All-Northern California first-team honors from *NorCalPreps.com*, first-team All-Metro honors from the *San Francisco Chronicle*, All-East Bay honors from the *Contra Costa Times* and first-team All-East Bay Athletic League honors and was also named the 2008 *Cal-Hi Sports* North Coast Section Scholar Athlete of the Year.

Ertz also played high school basketball with Mark Appel, who was selected by the Houston Astros with the No. 1-overall pick in the 2013 MLB Draft and now plays in the Phillies organization. Their basketball team went 32-4 and lost in the NorCal finals. Ertz was a center and Appel was a small forward.

BIRDSEED

Ertz is the son of Lisa and Douglas, and has three younger brothers: Shane, Nic and Jackson. Lisa is an office manager and legal assistant, and Doug is a software salesman. Ertz also has a Bernese Mountain dog named Apollo. His father, Douglas, played football at Lehigh University from 1981-84 and his uncle, Davis, played baseball at Vermont from 1970-72.

Ertz earned his bachelor's degree in management science and engineering at Stanford.

@ZERTZ_86 @zachertz

2019 GAME-BY-GAME STATISTICS (PHI)

				RECEIVING					SNAPS	
Date	Opp		GP/S	Rec	Yds	Avg	Lg	TD	No	Pct
Sep 8	Was	W	1/1	5	54	10.8	26	0	61	82%
Sep 15	at Atl	L	1/1	8	72	9.0	16	0	81	100%
Sep 22	Det	L	1/1	4	64	16.0	23	0	76	100%
Sep 26	at GB	W	1/1	7	65	9.3	14	0	47	76%
Oct 6	NYJ	W	1/1	5	57	11.4	21	1	58	85%
Oct 13	at Min	L	1/1	4	54	13.5	20	0	52	80%
Oct 20	at Dal	L	1/1	2	38	19.0	24	0	49	80%
Oct 27	at Buf	W	1/1	2	20	10.0	18	0	66	90%
Nov 3	Chi	W	1/1	9	103	11.4	25t	1	70	79%
Nov 17	NE	L	1/1	9	94	10.4	25	0	67	89%
Nov 24	Sea	L	1/1	12	91	7.6	12	1	66	87%
Dec 1	at Mia	L	1/1	3	24	8.0	12	0	53	75%
Dec 9	NYG	W	1/1	9	91	10.1	30	2	79	89%
Dec 15	at Was	W	1/1	5	61	12.2	27	1	68	88%
Dec 22	Dal									
Dec 29	at NYG									
Totals			**14/14**	**84**	**888**	**10.6**	**30**	**6**	**893**	**86%**

2018 GAME-BY-GAME STATISTICS (PHI)

				RECEIVING					SNAPS	
Date	Opp		GP/S	Rec	Yds	Avg	Lg	TD	No	Pct
Sep 6	Atl	W	1/1	5	48	9.6	18	0	70	97%
Sep 16	at TB	L	1/1	11	94	8.5	34	0	74	94%
Sep 23	Ind	W	1/1	5	73	14.6	28	0	81	99%
Sep 30	at Ten	L	1/1	10	112	11.2	24	0	76	97%
Oct 7	Min	L	1/1	10	110	11.0	23	1	57	97%
Oct 11	at NYG	W	1/1	7	43	6.1	15	1	71	100%
Oct 21	Car	L	1/1	9	138	15.3	27	0	65	97%
Oct 28	at Jax	W	1/1	4	26	6.5	15	1	57	92%
Nov 11	Dal	L	1/1	14	145	10.4	23	2	62	100%
Nov 18	at NO	L	1/1	2	15	7.5	8	0	47	92%
Nov 25	NYG	W	1/1	7	91	13.0	24	1	52	80%
Dec 3	Was	W	1/1	9	83	9.2	20	0	59	79%
Dec 9	at Dal	L	1/1	5	38	7.6	12	0	44	85%
Dec 16	at LAR	W	1/1	3	22	7.3	11	0	59	92%
Dec 23	Hou	W	1/1	12	110	9.2	23t	2	73	89%
Dec 30	at Was	W	1/1	3	15	5.0	7	0	53	75%
Totals			**16/16**	**116**	**1,163**	**10.0**	**34**	**8**	**1,000**	**92%**
PLAYOFFS										
Jan 6	at Chi	W	1/1	5	52	10.4	17	0	61	90%
Jan 13	at NO	L	1/1	5	50	10.0	17	0	46	90%
Totals			**2/2**	**10**	**102**	**10.2**	**17**	**0**	**107**	**90%**

SEASON HIGHLIGHTS

2019 - PHILADELPHIA EAGLES (14/14)

- Led the team with 9 receptions for 91 yards (10.1 avg.) and a career-high-tying 2 TDs in the 23-17 overtime win vs. NYG (12/9/19). Caught the both game-tying and game-winning TD passes from **Carson Wentz** in the fourth quarter and overtime. According to STATS, became the first TE in NFL history to catch a TD pass in the fourth quarter and in overtime of the same game
- Paced the Eagles with a season-high 12 receptions for 91 yards and 1 TD vs. Sea. (11/24/19). Became the 2nd player in team history with 500 career receptions, joining **Harold Carmichael** (589, 1971-83). Is the 2nd-fastest TE in NFL history to reach 500 receptions (102 games), trailing only **Kellen Winslow Sr.** (101 games)
- Registered a season high 103 yards on 9 receptions while also adding a 25-yard TD catch in the win vs. Chi. (11/3/19). Marked his 12th career 100+ yard game. His 25-yard TD is tied for the 2nd-longest TD of his career, trailing only a 35-yard TD on 12/7/14 vs. Seattle
- Posted a team-high 57 yards and 1 TD on 5 catches in the win vs. NYJ (10/6/19). Caught a 7-yard TD pass from **Carson Wentz** to give the Eagles a 21-0 second-quarter advantage

2018 - PHILADELPHIA EAGLES (16/16, 2/2)

- Set the single-season record for receptions by an NFL TE (116), surpassing the previous mark of 110 by **Jason Witten** in 2012. His 116 catches are also a single-season team record, surpassing **Brian Westbrook** in 2007 (90)
- Finished the season ranked 2nd in the NFL in receptions (116), trailing only **Michael Thomas** (125)



2017 GAME-BY-GAME STATISTICS (PHI)

				RECEIVING					SNAPS	
Date	Opp		GP/S	Rec	Yds	Avg	Lg	TD	No	Pct
Sep 10	at Was	W	1/1	8	93	11.6	23	0	60	88%
Sep 17	at KC	L	1/1	5	97	19.4	53	0	60	83%
Sep 24	NYG	W	1/1	8	55	6.9	12	1	75	99%
Oct 1	at LAC	W	1/1	5	81	16.2	38	0	60	76%
Oct 8	Ari	W	1/1	6	61	10.2	14	1	57	85%
Oct 12	at Car	W	1/1	2	18	9.0	17t	2	49	79%
Oct 23	Was	W	1/0	5	89	17.8	46	1	53	82%
Oct 29	SF	W	1/1	4	34	8.5	14	1	64	91%
Nov 5	Den	W	0/0	INACTIVE (HAMSTRING)						
Nov 19	at Dal	W	1/1	2	8	4.0	6	0	60	94%
Nov 26	Chi	W	1/1	10	103	10.3	22	1	65	83%
Dec 3	at Sea	L	1/1	2	24	12.0	14	0	45	60%
Dec 10	at LAR	W	0/0	INACTIVE (CONCUSSION)						
Dec 17	at NYG	W	1/1	6	56	9.3	17	1	60	88%
Dec 25	Oak	W	1/1	9	81	9.0	25	0	56	82%
Dec 31	Dal	L	1/1	2	24	12.0	15	0	14	24%
Totals			**14/13**	**74**	**824**	**11.1**	**53**	**8**	**778**	**69%**
PLAYOFFS										
Jan 13	Atl	W	1/0	3	32	10.7	11	0	59	88%
Jan 21	Min	W	1/1	8	93	11.6	36	0	53	82%
Feb 4	at NE	W	1/1	7	67	9.6	19	1	64	85%
Totals			**3/2**	**18**	**192**	**10.7**	**36**	**1**	**176**	**85%**



100+ YARD RECEIVING GAMES (12)

Date	Opponent	Yds
1/3/16	at New York Giants (W, 35-30)	152
11/11/18	vs. Dallas Cowboys (L, 20-27)	145
1/1/17	vs. Dallas Cowboys (W, 27-13)	139
10/21/18	vs. Carolina Panthers (L, 17-21)	138
12/26/15	vs. Washington Redskins (L, 24-38)	122
12/20/14	at Washington Redskins (L, 24-27)	115
9/30/18	at Tennessee Titans (L, 23-26) (OT)	112
12/11/16	vs. Washington Redskins (L, 22-27)	112
12/23/18	vs. Houston Texans (W, 32-30)	110
10/7/18	vs. Minnesota Vikings (L, 21-23)	110
11/3/19	vs. Chicago Bears (W, 22-14)	103
11/26/17	vs. Chicago Bears (W, 31-3)	103

2016 GAME-BY-GAME STATISTICS (PHI)

				RECEIVING					SNAPS	
Date	Opp		GP/S	Rec	Yds	Avg	Lg	TD	No	Pct
Sep 11	Cle	W	1/1	6	58	9.7	15	0	60	78%
Sep 19	at Chi	W	0/0	INACTIVE (RIB)						
Sep 25	Pit	W	0/0	INACTIVE (RIB)						
Oct 9	at Det	L	1/1	3	37	12.3	21	0	52	85%
Oct 16	at Was	L	1/1	1	22	22.0	22	0	46	88%
Oct 23	Min	W	1/1	1	14	14.0	14	0	48	83%
Oct 30	at Dal	L	1/1	4	19	4.8	11	0	63	81%
Nov 6	at NYG	L	1/1	8	97	12.1	30	0	62	83%
Nov 13	Atl	W	1/1	6	55	9.2	18	0	59	75%
Nov 20	at Sea	L	1/1	6	35	5.8	11	1	70	88%
Nov 28	GB	L	1/1	3	36	12.0	16	0	55	93%
Dec 4	at Cin	L	1/0	9	79	8.8	20	1	70	88%
Dec 11	Was	L	1/1	10	112	11.2	29	0	67	86%
Dec 18	at Bal	L	1/1	6	80	13.3	24	0	81	93%
Dec 22	NYG	W	1/1	2	33	16.5	19	0	48	86%
Jan 1	Dal	W	1/0	13	139	10.7	20t	2	70	92%
Totals			**14/12**	**78**	**816**	**10.5**	**30**	**4**	**851**	**75%**

SEASON HIGHLIGHTS (Continued)

- Ranked 3rd among NFL TEs in receiving yards (1,163), behind **George Kittle** (1,377) and **Travis Kelce** (1,336). Also ranked 3rd among NFL TEs in receiving TDs
- Posted a team-high 12 receptions for 110 yards in the 32-30 win vs. Hou. (12/23/18), breaking **Jason Witten**'s (110 in 2012) single-season record for receptions by a TE
- Established a new franchise single-season record for receptions (93) in the 28-13 win vs. Was. (12/3/18). Led the Eagles with a team-high 9 receptions for 83 yards
- Posted his second consecutive game with 10+ catches (10) and 100+ receiving yards (110) vs. Min. (10/7/18). Became the first Eagle with 10+ receptions and 100+ receiving yards in back-to-back games since **Pete Pihos** from 12/4/55-12/11/55. Became the first NFL TE to do so since **Tony Gonzalez** with Kansas City from 12/25/04-1/2/05
- Tied for the team lead with 73 receiving yards vs. Ind. (9/23/18). Ertz and **Dallas Goedert** became the first pair of Eagles TEs with 70+ yards in the same game since **Ray Poage** (5-142) and **Pete Retzlaff** (6-118) on 12/5/65 vs. Dallas

2017 - PHILADELPHIA EAGLES (14/13, 3/2)

- Voted to his first career **Pro Bowl**. Became the first Eagles TE named to the all-star game since **Chad Lewis** in 2003
- Tied for the 2nd-most TDs (8) by an NFL TE, trailing only **Jimmy Graham** (10). His 8 TDs also tied for the 2nd-most ever by an Eagles TE, behind **Pete Retzlaff** in 1965 (10)
- Ranked 3rd among NFL TEs in receptions (72), trailing only **Travis Kelce** (83) and **Jack Doyle** (80)
- Posted the 3rd-most receiving yards (824) by an NFL TE, behind **Rob Gronkowski** (1,084) and **Travis Kelce** (1,038)

S RUDY FORD 36

6-0 | 204 3rd Year

DOB: Nov. 1, 1994 (Age 25)

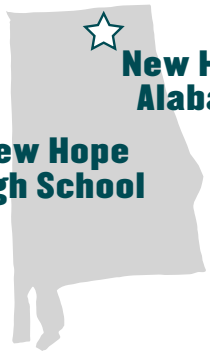

New Hope, Alabama

New Hope High School

Auburn
D6-17 (208th overall) by Arizona
Acquired: T-Ari-19

THREE-STEP DROP

First job: Chores around the house

Bucket list: Travel to Australia

Surprisingly good at: Cooking

If he played another sport, what position/team: Center field, Atlanta Braves

Favorite athlete growing up: Bo Jackson

Favorite music: "It depends on my mood. I like chill vibes and I also like hip-hop."

Favorite meal: "Fried chicken, but I can't eat it right now because I'm on a diet."



Rudy Ford was acquired by the Eagles on Aug. 22, 2019 in a trade with the Arizona Cardinals. Originally a sixth-round pick of the Cardinals in 2017, Ford played in 23 games for Arizona and totaled 4 defensive tackles and 13 special teams tackles during his first two seasons. Was a three-year starter at Auburn and finished his collegiate career with 275 tackles, 5 INTs, 3 FFs and 1 FR.

BIRDSEED

Ford attended New Hope (AL) High School, where he gained 1,669 yards and scored 27 TDs as as enior. A Class 3A first-team All-State selection, Ford was also chosen to play in the Alabama-Mississippi All-Star game. Ford was once named the top RB prospect in Alabama on Rivals.com.

Ford's given first name is Johnathan. He was nicknamed "Rudy" as a child by his Uncle Phillip.

CAREER HIGHLIGHTS

- Made the first NFL start of his career vs. Den. (10/18/18) and logged a career-high 3 tackles

COLLEGE HIGHLIGHTS

- Played in 52 games (34 starts) at Auburn and totaled 275 tackles, 1.5 sacks, 11.5 TFL and five INTs during his career. Also forced three fumbles and registered one FR
- Led the Tigers in tackles in 2014 (93) and 2015 (118)
- Named to the Bednarik, Paul Hornung and Senior Bowl watch lists as a senior in 2016

TRANSACTIONS

2017	Drafted by ARI in 6th round (208th overall)
12/7/17	Placed on Injured Reserve (knee)
8/22/19	Traded to PHI in exchange for DT **Bruce Hector**

CAREER STATISTICS

			TACKLES					PASS DEFENSE						FUMBLES			DEF SNAPS	
Year	Team	GP/S	Total	Solo	Asst	TFL	Sacks	Int	Yds	Lg	TD	PD	QPH	FF	FR	Yds	No	Pct
2017	Arizona	10/0	0	0	0	0	0.0	0	0	--	0	0	0	0	0	0	0	0%
2018	Arizona	13/1	4	2	2	0	0.0	0	0	--	0	0	0	0	0	0	62	6%
2019	Philadelphia	10/0	3	1	2	0	0.0	0	0	--	0	0	0	0	0	0	16	2%
Totals		**33/1**	**7**	**3**	**4**	**0**	**0.0**	**0**	**0**	**--**	**0**	**0**	**0**	**0**	**0**	**0**	**---**	**---**

ADDITIONAL STATISTICS

Special Teams Tackles: 18 - *2019 (5)*, 2018 *(8)*, 2017 *(5)*

CAREER HIGHS

Tackles	3	2x, Last:11/17/19 vs. NE.
Sacks	--	---
INTs	--	---
PDs	--	---
FFs	--	---
FRs	--	---



2019 GAME-BY-GAME STATISTICS (PHI)

Date	Opp		GP/S	Tot	Solo	Sk	Int	PD	FF	FR	Snaps	Pct
Sep 8	Was	W	1/0	0	0	0.0	0	0	0	0	0	0%
Sep 15	at Atl	L	1/0	0	0	0.0	0	0	0	0	0	0%
Sep 22	Det	L	1/0	0	0	0.0	0	0	0	0	0	0%
Sep 26	at GB	W	1/0	0	0	0.0	0	0	0	0	0	0%
Oct 6	NYJ	W	1/0	0	0	0.0	0	0	0	0	0	0%
Oct 13	at Min	L	1/0	0	0	0.0	0	0	0	0	0	0%
Oct 20	at Dal	L	1/0	0	0	0.0	0	0	0	0	1	1%
Oct 27	at Buf	W	1/0	0	0	0.0	0	0	0	0	0	0%
Nov 3	Chi	W	1/0	0	0	0.0	0	0	0	0	0	0%
Nov 17	NE	L	1/0	3	1	0.0	0	0	0	0	15	20%
Nov 24	Sea	L	0/0	INJURED RESERVE (ABDOMEN)								
Dec 1	at Mia	L	0/0	INJURED RESERVE (ABDOMEN)								
Dec 9	NYG	W	0/0	INJURED RESERVE (ABDOMEN)								
Dec 15	at Was	W	0/0	INJURED RESERVE (ABDOMEN)								
Dec 22	Dal											
Dec 29	at NYG											
Totals			**10/0**	**3**	**1**	**0.0**	**0**	**0**	**0**	**0**	**16**	**2%**

LB NATHAN GERRY 47

6-2 | 230 3rd Year

DOB: Feb. 23, 1995 (Age 24)



Sioux Falls, South Dakota

Washington High School

Nebraska

D5b-17 (184th overall) by Philadelphia



2017

Nathan Gerry (pronounced GARY) was selected by the Eagles in the 5th round (184th overall) of the 2017 NFL Draft. Formerly a safety at Nebraska, Gerry made the transition to linebacker as a rookie and has seen the majority of his action on Philadelphia's special teams units. In 2018, Gerry recorded 18 tackles (13 solo), 1 INT, 1 PD and 4 special teams tackles in a career-high 13 games (2 starts).

SPECIAL TEAMS SNAPS

EAGLES PLAYERS IN 2018

LaRoy Reynolds	359 (83%)
Kamu Grugier-Hill	344 (79%)
Nathan Gerry	257 (59%)
D.J. Alexander	237 (55%)
Wendell Smallwood	214 (49%)

MOST INTERCEPTIONS

NCAA SAFETIES (2014-16)

14	Gerod Holliman (Louisville)
14	Xavier Woods (La. Tech)
13	Nathan Gerry (Nebraska)
13	Dylan Haines (Texas)

THREE-STEP DROP

First job: Host at Famous Dave's

Best player he ever lined up against:
Vikings RB Ameer Abdullah

Player he models his game after:
Vikings S Harrison Smith

Moment left star struck:
"My first preseason game. I was on the sidelines and Green Bay made a play on our sideline and I was like, 'Oh wow, that's Clay Matthews.' That was probably the first time I was really star struck."

Favorite Quote: "A winner never quits and a quitter nevers wins."

SEASON HIGHLIGHTS

2019 - PHILADELPHIA EAGLES (14/10)

- Registered a split-sack of Seahawks QB **Russell Wilson** with **Malcolm Jenkins** vs. Sea. (11/24/19)
- Posted his 2nd career sack in the third quarter vs. NE (11/17/19), when he sacked Patriots QB **Tom Brady** for a 7-yard loss on first-and-10
- Recorded his first career sack in the win at Buf. (10/27/19)
- In the first quarter of the win vs. NYJ (10/6/19), intercepted Jets QB **Luke Falk** on a pass intended for RB **Le'Veon Bell** on fourth-and-1 and returned it 51 yards for a TD. Marked the Eagles' first pick-six since **Patrick Robinson**'s 50-yard return on 1/21/18 vs. Minnesota (Vikings QB **Case Keenum**) in the 2017 NFC Championship Game
- His 51-yard INT-TD against the Jets marked the first and longest pick-six by an Eagles LB since **Jordan Hicks**' 67-yard return on 11/8/15 at Dallas (Cowboys QB **Matt Cassel**). The INT-TD was the longest by any Eagles player at Lincoln Financial Field since **Brandon Boykin**'s 54-yard return vs. Chicago (Bears QB **Jay Cutler**)

LB NATHAN GERRY 47

CAREER STATISTICS																		
			TACKLES					PASS DEFENSE						FUMBLES			DEF SNAPS	
Year	Team	GP/S	Total	Solo	Asst	TFL	Sacks	Int	Yds	Lg	TD	PD	QPH	FF	FR	Yds	No	Pct
2017	Philadelphia	10/1	1	1	0	0	0.0	0	0	--	0	1	0	0	0	0	20	2%
2018	Philadelphia	13/2	18	13	5	0	0.0	1	8	8	0	1	0	0	0	0	134	13%
2019	Philadelphia	14/10	56	41	15	0	2.5	2	0	--	0	2	1	0	1	0	537	60%
Totals		**37/13**	**75**	**55**	**20**	**0**	**2.5**	**3**	**8**	**8**	**0**	**4**	**1**	**0**	**1**	**0**	**---**	**---**
PLAYOFFS																		
2017	Philadelphia	3/0	0	0	0	0	0.0	0	0	--	0	0	0	0	0	0	1	1%
2018	Philadelphia	2/0	0	0	0	0	0.0	0	0	--	0	0	0	0	0	0	5	4%
Totals		**5/0**	**0**	**0**	**0**	**0**	**0.0**	**0**	**0**	**--**	**0**	**0**	**0**	**0**	**0**	**0**	**---**	**---**

ADDITIONAL STATISTICS

Special Teams Tackles: 14 - 2019 *(4)*, 2018 *(4)*, 2017 *(6)* **Postseason Special Teams Tackles:** 1 - 2018 *(1)*

CAREER HIGHS		
Tackles	8	2x, last: 11/17/19 vs. NE
Sacks	1.0	2x, last: 11/17/19 vs. NE
INTs	1	3x, last: 10/6/19 vs. NYJ
PDs	1	4x, last: 12/9/19 vs. NYG
FFs	--	---
FRs	1	11/24/19 vs. Sea

2019 - PHILADELPHIA EAGLES (Continued)

- Picked off Falcons QB **Matt Ryan** in the end zone on a second-down pass intended for TE **Austin Hooper** in the third quarter at Atl. (9/15/19). Marked the 2nd INT of his career and first since 12/3/18 vs. Washington (**Mark Sanchez**)

2018 - PHILADELPHIA EAGLES (13/2, 2/0)

- Recorded his 1st career INT when he picked off Redskins QB **Mark Sanchez** in the 28-13 win vs. Was. (12/3/18)
- Started and recorded career highs in tackles (4) and defensive snaps played (33) in the 25-22 win vs. NYG (11/25/18)

2017 - PHILADELPHIA EAGLES (10/1, 3/0)

- Finished tied for 6th on the team with 181 special teams snaps and registered 6 special teams tackles
- Saw the first defensive action of his NFL career vs. Dal. (12/31/17) and recorded 1 solo tackle and 1 PD

COLLEGE HIGHLIGHTS

- Named a Bednarik Award semi-finalist, earned All-America and first-team All-Big Ten honors as a senior in 2016
- Played in 11 games (all starts) and finished 2nd on the team with 74 tackles. Added 4 INTs for the third-consecutive season
- Voted third-team All-Big Ten by the media as a junior in 2015 after leading the Huskers with 79 tackles and 4 INTs
- Earned Honorable Mention All-Big Ten accolades as a sophomore in 2014. Started every game and led Nebraska with a career-high 5 INTs, all in conference games. Totaled a career-high 15 tackles and an INT at Iowa (11/28/14) to earn Big Ten Defensive Player of the Week honors



BIRDSEED

Gerry is the son of Kelli and Brian Gerry. During college, Gerry majored in sociology and volunteered his time with team hospital visits, Big Brothers/Big Sisters and Uplifting Athletes.

Gerry helped lead Washington (SD) High School's football team to a 48-3 record and three state championships. He was a two-way starter, playing running back and wide receiver. Gerry also handled kicking and punting duties as a senior.

Gerry was also a track standout in high school, winning his second straight 200-meter state title as a senior as well as the 100-meter event. Gerry set the state record in the 200 meters with a time of 21.52.

@NathanGerry @nathangerry

2019 GAME-BY-GAME STATISTICS (PHI)

Date	Opp		GP/S	Tot	Solo	Sk	Int	PD	FF	FR	Snaps	Pct
Sep 8	Was	W	1/0	0	0	0.0	0	0	0	0	2	3%
Sep 15	at Atl	L	1/0	2	2	0.0	1	0	0	0	20	30%
Sep 22	Det	L	1/0	3	1	0.0	0	0	0	0	24	38%
Sep 26	at GB	W	1/0	1	1	0.0	0	0	0	0	12	15%
Oct 6	NYJ	W	1/1	1	1	0.0	1	0	0	0	22	37%
Oct 13	at Min	L	1/1	6	4	0.0	0	0	0	0	62	87%
Oct 20	at Dal	L	1/1	8	6	0.0	0	0	0	0	70	100%
Oct 27	at Buf	W	1/1	5	5	1.0	0	0	0	0	62	100%
Nov 3	Chi	W	1/1	5	2	0.0	0	0	0	0	44	98%
Nov 17	NE	L	1/1	8	6	1.0	0	0	0	0	73	99%
Nov 24	Sea	L	1/1	5	4	0.5	0	1	0	1	35	54%
Dec 1	at Mia	L	1/1	4	2	0.0	0	0	0	0	39	54%
Dec 9	NYG	W	1/1	4	3	0.0	0	1	0	0	33	63%
Dec 15	at Was	W	1/1	4	4	0.0	0	0	0	0	39	74%
Dec 22	Dal											
Dec 29	at NYG											
Totals			**14/10**	**56**	**41**	**2.5**	**2**	**2**	**0**	**1**	**537**	**60%**

TRANSACTIONS

2017 Drafted by PHI in 5th round (184th overall)
Signed 4-year contract
9/2/17 Waived by PHI
9/4/17 Signed by PHI to practice squad
10/19/17 Signed by PHI from practice squad to active roster



2018 GAME-BY-GAME STATISTICS (PHI)

Date	Opp		GP/S	Tot	Solo	Sk	Int	PD	FF	FR	Snaps	Pct
Sep 6	Atl	W	1/1	1	1	0.0	0	1	0	0	26	37%
Sep 16	at TB	L	1/0	0	0	0.0	0	0	0	0	4	7%
Sep 23	Ind	W	1/0	0	0	0.0	0	0	0	0	0	0%
Sep 30	at Ten	L	1/0	0	0	0.0	0	0	0	0	1	1%
Oct 7	Min	L	1/0	0	0	0.0	0	0	0	0	0	0%
Oct 11	at NYG	W	0/0	INACTIVE (ANKLE, KNEE)								
Oct 21	Car	L	0/0	INACTIVE (ANKLE, KNEE)								
Oct 28	at Jax	W	0/0	INACTIVE (ANKLE, KNEE)								
Nov 11	Dal	L	1/0	0	0	0.0	0	0	0	0	2	3%
Nov 18	at NO	L	1/0	1	0	0.0	0	0	0	0	8	11%
Nov 25	NYG	W	1/1	4	2	0.0	0	0	0	0	33	53%
Dec 3	Was	W	1/0	2	2	0.0	1	0	0	0	11	24%
Dec 9	at Dal	L	1/0	5	4	0.0	0	0	0	0	29	29%
Dec 16	at LAR	W	1/0	5	4	0.0	0	0	0	0	20	26%
Dec 23	Hou	W	1/0	0	0	0.0	0	0	0	0	0	0%
Dec 30	at Was	W	1/0	0	0	0.0	0	0	0	0	0	0%
Totals			**13/2**	**18**	**13**	**0.0**	**1**	**1**	**0**	**0**	**134**	**13%**
PLAYOFFS												
Jan 6	at Chi	W	1/0	0	0	0.0	0	0	0	0	0	0%
Jan 13	at NO	L	1/0	0	0	0.0	0	0	0	0	5	6%
Totals			**2/0**	**0**	**0**	**0.0**	**0**	**0**	**0**	**0**	**5**	**4%**

2017 GAME-BY-GAME STATISTICS (PHI)

Date	Opp		GP/S	Tot	Solo	Sk	Int	PD	FF	FR	Snaps	Pct
Sep 10	at Was	W	---	EAGLES PRACTICE SQUAD								
Sep 17	at KC	L	---	EAGLES PRACTICE SQUAD								
Sep 24	NYG	W	---	EAGLES PRACTICE SQUAD								
Oct 1	at LAC	W	---	EAGLES PRACTICE SQUAD								
Oct 8	Ari	W	---	EAGLES PRACTICE SQUAD								
Oct 12	at Car	W	---	EAGLES PRACTICE SQUAD								
Oct 23	Was	W	1/0	0	0	0.0	0	0	0	0	0	0%
Oct 29	SF	W	1/0	0	0	0.0	0	0	0	0	0	0%
Nov 5	Den	W	1/0	0	0	0.0	0	0	0	0	0	0%
Nov 19	at Dal	W	1/0	0	0	0.0	0	0	0	0	0	0%
Nov 26	Chi	W	1/0	0	0	0.0	0	0	0	0	0	0%
Dec 3	at Sea	L	1/0	0	0	0.0	0	0	0	0	0	0%
Dec 10	at LAR	W	1/0	0	0	0.0	0	0	0	0	0	0%
Dec 17	at NYG	W	1/0	0	0	0.0	0	0	0	0	0	0%
Dec 25	Oak	W	1/0	0	0	0.0	0	0	0	0	0	0%
Dec 31	Dal	L	1/1	1	1	0.0	0	1	0	0	20	29%
Totals			**10/1**	**1**	**1**	**0.0**	**0**	**1**	**0**	**0**	**20**	**2%**
PLAYOFFS												
Jan 13	Atl	W	1/0	0	0	0.0	0	0	0	0	0	0%
Jan 21	Min	W	1/0	0	0	0.0	0	0	0	0	1	1%
Feb 4	at NE	W	1/0	0	0	0.0	0	0	0	0	0	0%
Totals			**3/0**	**0**	**0**	**0.0**	**0**	**0**	**0**	**0**	**1**	**1%**

TE DALLAS GOEDERT 88

6-5 | 256 2nd Year

DOB: Jan. 3, 1995 (Age 24)

Britton, South Dakota

Britton-Hecla High School

South Dakota State
D2-18 (49th overall) by Philadelphia



Originally selected by the Eagles in the 2nd round (49th overall) of the 2018 NFL Draft, **Dallas Goedert** (prounced GOD-ert) tied for the most receiving TDs (4) by an NFL rookie TE last season. Goedert was a two-time FCS All-American (2016-17) at South Dakota State, where he amassed 1,000+ receiving yards as a junior and senior and totaled a school-record 92 receptions in 2016.

2018 ROOKIE TIGHT ENDS

MOST RECEIVING TDs

Dallas Goedert (Phi.)	4
Christopher Herndon (NYJ)	4
Jordan Thomas (Hou.)	4

MOST RECEIVING YARDS

Mark Andrews (Bal.)	552
Christopher Herndon (NYJ)	502
Dallas Goedert (Phi.)	334

MOST RECEPTIONS

Christopher Herndon (NYJ)	39
Ian Thomas (Car.)	36
Mark Andrews (Bal.)	34
Dallas Goedert (Phi.)	33

NCAA FCS PLAYERS (2016-17)

MOST RECEPTIONS

201	Troy Pelletier (Lehigh)
181	Keelan Doss (UC Davis)
170	Justin Watson (Penn)
164	Dallas Goedert* (SDSU)

MOST RECEIVING YARDS

2,652	Nathan Stewart (SHSU)
2,570	Troy Pelletier (Lehigh)
2,410	Keelan Doss (UC Davis)
2,404	Dallas Goedert* (SDSU)

** Led all NCAA FBS tight ends*

THREE-STEP DROP

First job: Owned a lawn care company

Surprisingly good at: Unicycling

Players he models his game after: Zach Ertz and Travis Kelce

Favorite athletes growing up: Brett Favre and Aaron Rodgers

Favorite TV show: *The Office*

Favorite music: Country, Sam Hunt

SEASON HIGHLIGHTS

2019 - PHILADELPHIA EAGLES (13/7)

- Recorded his team-leading, career-high 4th receiving TD of the season vs. NE (11/17/19). Caught a 5-yard TD pass from **Carson Wentz** that gave the Eagles a 10-0 lead in the second quarter. Capped a 16-play, 95-yard scoring drive (9:33)
- Finished with 3 receptions for 22 yards and 1 TD in the win at Buf. (10/27/19). Helped the Eagles reclaim the lead, 11-7, in the second quarter when he caught a 5-yard TD pass from **Carson Wentz**. Including playoffs, 6 of Goedert's 8 career receiving TDs have either given the Eagles the lead or tied the game (most such TDs on the team since 2018)
- Registered a season-long 28-yard TD reception at Dal. (10/20/19)

TE DALLAS GOEDERT 88

CAREER STATISTICS									
			RECEIVING					OFF SNAPS	
Year	Team	GP/S	Rec	Yds	Avg	Lg	TD	No	Pct
2018	Philadelphia	16/8	33	334	10.1	32t	4	525	48%
2019	Philadelphia	13/7	45	451	10.0	28t	4	642	62%
Totals		**29/15**	**78**	**785**	**10.1**	**32t**	**8**	**---**	**---**
PLAYOFFS									
2018	Philadelphia	2/0	2	20	10.0	10t	1	50	42%
Totals		**2/0**	**2**	**20**	**10.0**	**10t**	**1**	**50**	**42%**

ADDITIONAL STATISTICS
Special Teams Tackles: 5 - 2019 *(2)*, 2018 *(3)*
Postseason Special Teams Tackles: 1 - 2018 *(1)*

CAREER HIGHS		
Receptions	7	2x, last: 11/24/19 vs. Sea.
Receiving Yards	73	9/23/18 vs. Ind.
Receiving Long	32t	10/28/18 at Jax.
Receiving TDs	1	9x, last: 11/17/19 vs. NE



SEASON HIGHLIGHTS (Continued)

- Caught a 3-yard TD pass from **Carson Wentz** in the second quarter that gave the Eagles their first lead of the game, 14-13, in the win at GB (9/26/19). Including playoffs, 5 of Goedert's 6 career receiving TDs have either tied the game or given the Eagles the lead

2018 - PHILADELPHIA EAGLES (16/8, 2/0)

- Hauled in a 10-yard TD reception from QB **Nick Foles** in the third quarter of the team's Wild Card Playoff win at Chi. (1/6/19). Became the first NFL rookie TE to catch a go-ahead TD in a playoff game since **Richard Rodgers** with Green Bay on 1/11/15 vs. Dallas (13-yard TD from **Aaron Rodgers** that gave the Packers a 26-21 advantage in the fourth quarter)
- His 4 receiving TDs tied for the most by a rookie TE in 2018 and tied for 6th among all rookies. They also tied for the 3rd-most by a rookie TE in Eagles history
- Corralled a fourth-quarter TD to tie the game at 16-16 at Dal. (12/9/18)
- Scored a TD for the second-consecutive week when he registered a 32-yard catch-and-run score just before halftime to give the Eagles a 10-6 lead at Jax. (10/28/18)

EXPERT UNICYCLIST

Goedert is not just an athlete in the traditional sense - he is also a skilled unicyclist. "I was looking through the JCPenney catalog one day - the Christmas catalog, the thick one. I saw a unicycle and I told my mom that I wanted one. She said, 'Well, your grandpa has a bunch of unicycles. We used to ride them all the time.' So I said, 'Can we go get one?' Let's do it.' So I learned how. I have three other cousins that know how, too. And we ride in parades or centennials, 125th, Fourth of July parades in small towns around Britain. It was one of the biggest attractions in the parade, people love seeing it." Perhaps the greatest feat of Goedert's unicycling career is learning how to ride a six-foot unicycle, which he says requires starting off the back of a truck.

DALLAS IN PHILLY

Goedert's first name, Dallas, comes from his dad, who was a Dallas Cowboys fan, though his stepdad raised him to root for the Green Bay Packers. That being said, Goedert assures that everyone in his family now loves the Eagles. Additionally, shortly after he was selected by Philadelphia in the 2nd round of the 2018 NFL Draft, Goedert took notice of a handful of GoFundMe pages lobbying for him to change his name to 'Philly.'

"We're going to have a little bit of trouble with that, but hopefully I can make enough plays that they'll get over [my name being Dallas]."

BASKETBALL STAR

Goedert was a very talented basketball player and considers the sport his first 'true love.' However, his mom helped him focus on football with some friendly advice. "She said I'm going to have a better chance playing college football than basketball because 22 people start in football and only five start in basketball. I think she was just telling me that being 6'5" is being too short to be a three, four or five guy in the NBA."

Goedert definitely notices the impact that basketball has had on his football career. "Beating man coverage is a lot like driving to the hole, doing a crossover to get by somebody. And then any time you're in the red zone you're using your body like you're boxing out, or go up and catch a fade ball like you are high-pointing a rebound. A lot of things translate."

BIRDSEED

Goedert was a two-time honorable mention all-state selection and three-time all-conference pick in both football and basketball at Britton-Hecla High School.

@goedert33 @goedert33

TE DALLAS GOEDERT 88

2019 GAME-BY-GAME STATISTICS (PHI)										
				RECEIVING					SNAPS	
Date	Opp		GP/S	Rec	Yds	Avg	Lg	TD	No	Pct
Sep 8	Was	W	1/0	2	16	8.0	9	0	41	55%
Sep 15	at Atl	L	0/0	DID NOT PLAY						
Sep 22	Det	L	1/0	0	0	0.0	0	0	9	12%
Sep 26	at GB	W	1/1	2	16	8.0	13	1	43	69%
Oct 6	NYJ	W	1/0	1	11	11.0	11	0	50	74%
Oct 13	at Min	L	1/1	5	48	9.6	13	0	46	71%
Oct 20	at Dal	L	1/1	4	69	17.3	28t	1	36	59%
Oct 27	at Buf	W	1/0	3	22	7.3	10	1	55	75%
Nov 3	Chi	W	1/1	4	39	9.8	16	0	70	79%
Nov 17	NE	L	1/1	3	36	12.0	21	1	61	81%
Nov 24	Sea	L	1/1	7	32	4.6	14	0	66	87%
Dec 1	at Mia	L	1/1	6	66	11.0	24	0	40	56%
Dec 9	NYG	W	1/0	3	41	13.7	28	0	60	67%
Dec 15	at Was	W	1/0	5	55	11.0	20	0	65	84%
Dec 22	Dal									
Dec 29	at NYG									
Totals			**13/7**	**45**	**451**	**10.0**	**28t**	**4**	**642**	**62%**

SEASON HIGHLIGHTS (Continued)

- Hauled in the second TD of his career vs. Car. (10/21/18), while totaling 4 catches for 43 yards
- Led the team in receptions (7) and receiving yards (73) vs. Ind. (9/23/18). Hauled in his first NFL TD on a 13-yard catch from QB **Carson Wentz** on the opening drive. Became the first Eagles rookie TE with 70+ receiving yards and 1+ TD in a single game since **Keith Jackson** on 12/18/88 at Dal. (92 yards, 1 TD). TE **Zach Ertz** finished the game with 5 catches for 73 yards and the two became the first Eagles TE duo to register 70+ receiving yards in the same game since **Ray Poage** (5 receptions, 142 yards) and **Pete Retzlaff** (6 receptions, 118 yards) on 12/5/65 vs. Dallas

COLLEGE HIGHLIGHTS

- A two-time FCS All-America First Team selection (2016-17) and two-time FCS Walter Payton Award finalist (2016-17) at South Dakota State, where he finished with the 3rd-most receptions (198), 4th-most receiving yards (2,988) and 5th-most receiving TDs (21) in school history
- Over his last two seasons at South Dakota State (2016-17), led all FCS TEs in receptions (164) and receiving yards (2,404) and ranked 2nd among that group in receiving TDs (18)
- As a senior in 2017, earned first-team All-MVFC honors after leading the nationally-ranked Jackrabbits with 72 receptions and 1,111 receiving yards
- Also ranked 2nd on the team with 7 receiving TDs as a senior. Caught TDs in FCS playoff games against Northern Iowa (12/2/17) and at James Madison (12/16/17)

2018 GAME-BY-GAME STATISTICS (PHI)										
				RECEIVING					SNAPS	
Date	Opp		GP/S	Rec	Yds	Avg	Lg	TD	No	Pct
Sep 6	Atl	W	1/0	1	4	4.0	4	0	17	24%
Sep 16	at TB	L	1/0	0	0	---	--	0	17	22%
Sep 23	Ind	W	1/1	7	73	10.4	19	1	55	67%
Sep 30	at Ten	L	1/1	2	13	6.5	10	0	31	40%
Oct 7	Min	L	1/0	2	16	8.0	11	0	35	59%
Oct 11	at NYG	W	1/1	1	7	7.0	7	0	32	45%
Oct 21	Car	L	1/1	4	43	10.8	21	1	37	55%
Oct 28	at Jax	W	1/0	1	32	32.0	32t	1	30	48%
Nov 11	Dal	L	1/0	0	0	---	--	0	18	29%
Nov 18	at NO	L	1/1	0	0	---	--	0	16	31%
Nov 25	NYG	W	1/0	3	33	11.0	16	0	36	55%
Dec 3	Was	W	1/1	0	0	---	--	0	39	52%
Dec 9	at Dal	L	1/1	4	44	11.0	26	1	31	60%
Dec 16	at LAR	W	1/1	2	12	6.0	10	0	39	61%
Dec 23	Hou	W	1/0	3	30	10.0	24	0	48	59%
Dec 30	at Was	W	1/0	3	27	9.0	25	0	44	62%
Totals			**16/8**	**33**	**334**	**10.1**	**32t**	**4**	**525**	**48%**
PLAYOFFS										
Jan 6	at Chi	W	1/0	2	20	10.0	10t	1	30	44%
Jan 13	at NO	L	1/0	0	0	---	--	0	20	39%
Totals			**2/0**	**2**	**20**	**10.0**	**10t**	**1**	**50**	**42%**

COLLEGE HIGHLIGHTS (Continued)

- Earned all-conference honors as a junior in 2016 after setting a South Dakota State single-season record with 92 receptions. His 1,293 receiving yards were the 5th-most in a season by a Jackrabbit and the most by a TE. Caught 8 passes for 204 yards and tied a school record with 4 TDs in the home win over Western Illinois (10/1/16)
- Named first-team All-MVFC following his sophomore year in 2015. Recorded 2 receptions for 43 yards, including a 30-yard TD, in the FCS playoff game at Montana (11/28/15)

TRANSACTIONS

2018 Drafted by PHI in 2nd round (49th overall)
Signed 4-year contract

DE BRANDON GRAHAM 55

6-2 | 265 | NFL | **10th Year**

DOB: April 3, 1988 (Age 31)



Originally selected by Philadelphia with the 13th-overall pick in the 2010 NFL Draft, Brandon Graham is the longest-tenured member of the Eagles defense. Graham, who ranks 6th in team history with 50.0 career sacks, recorded the top defensive play in Super Bowl LII when he strip-sacked Patriots QB Tom Brady in the fourth quarter.



Michigan
D1-10 (13th overall) by Philadelphia

CAREER SACKS
EAGLES ALL-TIME HISTORY

Reggie White (1985-92)	124.0
Trent Cole (2005-14)	85.5
Clyde Simmons (1986-93)	76.0
Hugh Douglas (1998-2002, '04)	54.5
Greg Brown (1982-86)	50.5
Brandon Graham (2010-)	50.0
Fletcher Cox (2012-)	48.0

MOST TACKLES FOR LOSS
EAGLES PLAYERS (2016-18)

42	Brandon Graham
29	Fletcher Cox
26	Malcolm Jenkins
19	Vinny Curry
15	*Several players tied*

CAREER HIGHLIGHTS

- Recorded the top defensive play of **Super Bowl LII** when he strip-sacked Patriots QB **Tom Brady** in the fourth quarter (recovered by **Derek Barnett**). The takeaway set up a 46-yard FG by **Jake Elliott** that gave the Eagles a 41-33 lead with 1:05 remaining
- Named a **Pro Bowl** first alternate in 2017 after leading the Eagles defense with a career-high 9.5 sacks
- Voted second-team **All-Pro** in 2016, when he ranked 1st in the NFL with 78 combined sacks, hurries and QB knockdowns (according to Stats LLC)

THREE-STEP DROP

Bucket list: Drive a NASCAR car

First jersey: Dave Bing, Detroit Pistons

First job: Working the grill at McDonald's

Favorite Halloween costume: Batman, when he was 10 years old

Favorite movie: *Equalizer*

Favorite book: *New Money: Staying Rich* by Phillip Buchanon

Favorite quote: "Those who stay, will be champions." - Bo Schembechler

NOTES TO KNOW

- Ranks 6th in Eagles history with 50.0 career sacks, behind **Reggie White** (124.0), **Trent Cole** (85.5), **Clyde Simmons** (76.0), **Hugh Douglas** (54.5) and **Greg Brown** (50.5)

In 2016, Graham led the NFL with 78 combined sacks, hurries and QB knockdowns.

DE BRANDON GRAHAM 55

CAREER STATISTICS

			TACKLES					PASS DEFENSE						FUMBLES			DEF SNAPS	
Year	Team	GP/S	Total	Solo	Asst	TFL	Sacks	Int	Yds	Lg	TD	PD	QPH	FF	FR	Yds	No	Pct
2010	Philadelphia	13/6	19	12	7	1	3.0	0	0	--	0	0	13	2	0	0	N/A	N/A
2011	Philadelphia	3/0	4	2	2	1	0.0	0	0	--	0	0	1	0	0	0	N/A	N/A
2012	Philadelphia	16/6	50	34	16	7	5.5	0	0	--	0	1	27	2	1	0	420	40%
2013	Philadelphia	16/0	21	14	7	2	3.0	0	0	--	0	0	7	1	0	0	323	27%
2014	Philadelphia	16/1	43	29	14	13.5	5.5	0	0	--	0	0	18	4	0	0	499	43%
2015	Philadelphia	16/10	63	44	19	12.5	6.5	0	0	--	0	1	7	3	0	0	858	71%
2016	Philadelphia	16/16	64	50	14	14	5.5	0	0	--	0	1	30	2	1	4	764	75%
2017	Philadelphia	15/15	51	43	8	16	9.5	0	0	--	0	1	27	2	1	0	666	65%
2018	Philadelphia	16/16	46	37	9	12	4.0	0	0	--	0	2	40	1	1	0	753	72%
2019	Philadelphia	14/14	55	45	10	15	7.5	0	0	--	0	1	31	1	2	0	702	78%
Totals		**141/84**	**416**	**310**	**106**	**94**	**50.0**	**0**	**0**	**--**	**0**	**7**	**202**	**18**	**6**	**4**	**---**	**---**
PLAYOFFS																		
2010	Philadelphia	0/0	PLACED ON INJURED RESERVE (KNEE) ON 12/14/10															
2013	Philadelphia	1/0	2	1	1	0	1.0	0	0	--	0	0	1	0	0	0	22	31%
2017	Philadelphia	3/3	5	4	1	0	1.0	0	0	--	0	0	13	1	0	0	162	79%
2018	Philadelphia	2/2	5	4	1	1	1.5	0	0	--	0	0	4	1	0	0	123	87%
Totals		**6/5**	**12**	**9**	**3**	**1**	**3.5**	**0**	**0**	**--**	**0**	**0**	**18**	**2**	**0**	**0**	**---**	**---**

ADDITIONAL STATISTICS

Fumble Recovery TD: 16-yard TD (forced by **Nigel Bradham**) on 12/10/17 at LAR **Special Teams Tackles:** 15 - 2014 *(8)*, 2013 *(7)*

CAREER HIGHS

Tackles	10	12/13/12 vs. Cin.
Sacks	3.0	10/6/19 vs. NYJ
INTs	--	---
PDs	1	6x, last: 12/30/18 at Was.
FFs	2	11/8/15 at Dal.
FRs	1	5x, last: 9/26/19 at GB



SEASON HIGHLIGHTS

2019 - PHILADELPHIA EAGLES (14/14)

- Totaled 1.5 sacks of Seahawks QB **Russell Wilson** vs. Sea. (11/24/19). Has at least 1.0 sack in 3 of the last 4 games
- Recorded his team-leading 6th sack in the win vs. Chi. (11/31/9). Brought down Bears QB **Mitchell Trubisky** for a 4-yard loss on the first play of Chicago's opening drive
- Registered 1.0 sack, 1 FF and 1 FR in the win at Buf. (10/27/19). Forced a fumble and recovered the ball after tackling Bills QB **Josh Allen** in the second quarter, setting up a go-ahead TD drive by the Eagles offense that gave the team an 11-7 lead
- Recorded his 4th sack of the season when he brought down Vikings QB **Kirk Cousins** for an 8-yard loss on third-and-4 in the second quarter at Min. (10/13/19)
- Led the Eagles' 10.0-sack performance (tied for 2nd-most in franchise history) with a career-high 3.0 sacks in the win vs. NYJ (10/6/19). Became the first Eagle to register 3.0 sacks in a game since **Fletcher Cox** on 12/30/18 at Washington. Also added 6 QB pressures and hits and 3 TFLs
- Recovered the fumble on the strip-sack of Packers QB **Aaron Rodgers** by **Derek Barnett** that set up an Eagles TD drive in the second quarter of the win at GB (9/26/19). Marked his 5th career FR and first since 12/9/18 at Dallas (Cowboys QB **Dak Prescott**, forced by **Michael Bennett**)

2019 GAME-BY-GAME STATISTICS (PHI)

Date	Opp		GP/S	Tot	Solo	Sk	Int	PD	FF	FR	Snaps	Pct
Sep 8	Was	W	1/1	5	3	0.0	0	0	0	0	46	72%
Sep 15	at Atl	L	1/1	2	2	0.0	0	0	0	0	51	77%
Sep 22	Det	L	1/1	5	4	0.0	0	0	0	0	55	86%
Sep 26	at GB	W	1/1	2	2	0.0	0	0	0	1	60	74%
Oct 6	NYJ	W	1/1	6	6	3.0	0	1	0	0	41	69%
Oct 13	at Min	L	1/1	4	4	1.0	0	0	0	0	55	77%
Oct 20	at Dal	L	1/1	5	4	0.0	0	0	0	0	50	71%
Oct 27	at Buf	W	1/1	6	5	1.0	0	0	1	1	47	76%
Nov 3	Chi	W	1/1	4	4	1.0	0	0	0	0	35	78%
Nov 17	NE	L	1/1	2	2	0.0	0	0	0	0	65	88%
Nov 24	Sea	L	1/1	3	2	1.5	0	0	0	0	51	78%
Dec 1	at Mia	L	1/1	2	1	0.0	0	0	0	0	58	81%
Dec 9	NYG	W	1/1	3	1	0.0	0	0	0	0	45	87%
Dec 15	at Was	W	1/1	6	5	0.0	0	0	0	0	43	81%
Dec 22	Dal											
Dec 29	at NYG											
Totals			**14/14**	**55**	**45**	**7.5**	**0**	**1**	**1**	**2**	**702**	**78%**

2018 GAME-BY-GAME STATISTICS (PHI)

Date	Opp		GP/S	Tot	Solo	Sk	Int	PD	FF	FR	Snaps	Pct
Sep 6	Atl	W	1/1	2	2	0.0	0	0	0	0	46	66%
Sep 16	at TB	L	1/1	8	6	0.0	0	0	0	0	39	67%
Sep 23	Ind	W	1/1	2	2	0.0	0	0	0	0	34	58%
Sep 30	at Ten	L	1/1	4	3	0.0	0	0	0	0	41	58%
Oct 7	Min	L	1/1	5	4	1.0	0	1	0	0	52	84%
Oct 11	at NYG	W	1/1	2	2	0.0	0	0	0	0	39	60%
Oct 21	Car	L	1/1	2	1	0.5	0	0	0	0	39	66%
Oct 28	at Jax	W	1/1	2	2	0.0	0	0	0	0	51	80%
Nov 11	Dal	L	1/1	5	3	1.5	0	0	0	0	55	80%
Nov 18	at NO	L	1/1	1	1	0.0	0	0	0	0	42	60%
Nov 25	NYG	W	1/1	3	2	0.0	0	0	0	0	49	79%
Dec 3	Was	W	1/1	4	3	1.0	0	0	1	0	37	82%
Dec 9	at Dal	L	1/1	3	3	0.0	0	0	0	1	83	84%
Dec 16	at LAR	W	1/1	0	0	0.0	0	0	0	0	57	75%
Dec 23	Hou	W	1/1	1	1	0.0	0	0	0	0	54	83%
Dec 30	at Was	W	1/1	2	2	0.0	0	1	0	0	35	78%
Totals			**16/16**	**46**	**37**	**4.0**	**0**	**2**	**1**	**1**	**753**	**72%**
PLAYOFFS												
Jan 6	at Chi	W	1/1	2	2	0.5	0	0	0	0	58	91%
Jan 13	at NO	L	1/1	3	2	1.0	0	0	1	0	65	84%
Totals			**2/2**	**5**	**4**	**1.5**	**0**	**0**	**1**	**0**	**123**	**87%**

SEASON HIGHLIGHTS (Continued)

2018 - PHILADELPHIA EAGLES (16/16, 2/2)

- Notched the second postseason strip-sack of his career when he sacked Saints QB **Drew Brees** and forced a fumble at NO (1/13/19)
- Recorded a half-sack in the Wild Card win at Chi. (1/6/19)
- Logged a strip-sack of QB **Mark Sanchez** vs. Was. (12/3/18)
- Registered 1.5 sacks of Cowboys QB **Dak Prescott** vs. Dal. (11/11/18)

2017 - PHILADELPHIA EAGLES (15/15, 3/3)

- Recorded the top defensive play of **Super Bowl LII** when he strip-sacked Patriots QB **Tom Brady** in the fourth quarter (recovered by **Derek Barnett**). The takeaway set up a 46-yard FG by **Jake Elliott** that gave the Eagles a 41-33 lead with 1:05 remaining
- Named a **Pro Bowl** first alternate after leading the team with a career-high 9.5 sacks, which are the most by an Eagle since **Fletcher Cox** in 2015 (9.5)
- Sealed the victory with a 16-yard fumble recovery TD forced by **Nigel Bradham** in the 43-35 win at LAR (12/10/17)
- Recorded 2.0 sacks at Was. (9/10/17), including a strip-sack of Redskins QB **Kirk Cousins** that led to a 20-yard fumble recovery TD by **Fletcher Cox**

2016 - PHILADELPHIA EAGLES (16/16)

- Named second-team **All-Pro** and voted a first alternate to the Pro Bowl after leading the NFL with 78 combined sacks, hurries and QB knockdowns (according to *Stats LLC*)
- Started all 16 games for the first time in his career and led the Eagles with career highs in TFL (14) and hurries (30)

BIRDSEED

Graham is the son of Tasha Graham and Derrick Walton and has three younger sisters: Brittany, Mikayla and Brianna. Graham married Carlyne Williams in 2014 and resides in Philadelphia. The couple has two children, a son and daughter, and they also have a cocker spaniel named Midnight.

Graham began playing football as a linebacker, center and running back for the Detroit Giants when he was 7 years old. His greatest love besides football growing up was doing flips in gymnastics. "I started doing it when I was young and I just got better and better. It's really fun. I can do about 10 in a row now."

BIGGEST INFLUENCE

Graham names his mother, Tasha Graham, as being the most influential person in his life. A cancer survivor, Tasha was diagnosed with leukemia at a young age. She spent most of her life working at a Chrysler auto plant to support Brandon and his three sisters.

Recalled Tasha, "The doctors told me I would never be able to have kids, so I cherish them because of that. When I was working at Chrysler, working hard, trying to make ends meet, it was for them and Brandon saw that."

DE BRANDON GRAHAM 55

2017 GAME-BY-GAME STATISTICS (PHI)

Date	Opp		GP/S	Tot	Solo	Sk	Int	PD	FF	FR	Snaps	Pct
Sep 10	at Was	W	1/1	4	3	2.0	0	0	1	0	43	68%
Sep 17	at KC	L	1/1	5	5	0.5	0	0	0	0	38	72%
Sep 24	NYG	W	1/1	1	1	0.0	0	0	0	0	46	67%
Oct 1	at LAC	W	1/1	2	1	0.0	0	0	0	0	44	77%
Oct 8	Ari	W	1/1	4	4	1.0	0	0	0	0	43	72%
Oct 12	at Car	W	1/1	3	1	0.5	0	0	0	0	62	76%
Oct 23	Was	W	1/1	1	1	0.0	0	1	0	0	44	69%
Oct 29	SF	W	1/1	3	2	1.0	0	0	0	0	44	67%
Nov 5	Den	W	1/1	5	5	0.0	0	0	0	0	40	62%
Nov 19	at Dal	W	1/1	4	4	1.0	0	0	0	0	44	70%
Nov 26	Chi	W	1/1	5	5	1.0	0	0	1	0	34	62%
Dec 3	at Sea	L	1/1	5	4	1.5	0	0	0	0	47	76%
Dec 10	at LAR	W	1/1	1	1	0.0	0	0	0	1	36	75%
Dec 17	at NYG	W	1/1	4	3	1.0	0	0	0	0	63	72%
Dec 25	Oak	W	1/1	4	3	0.0	0	0	0	0	38	55%
Dec 31	Dal	L	0/0	INACTIVE (ANKLE)								
Totals			**15/15**	**51**	**43**	**9.5**	**0**	**1**	**2**	**1**	**666**	**65%**
PLAYOFFS												
Jan 13	Atl	W	1/1	3	2	0.0	0	0	0	0	57	90%
Jan 21	Min	W	1/1	0	0	0.0	0	0	0	0	53	79%
Feb 4	at NE	W	1/1	2	2	1.0	0	0	1	0	52	68%
Totals			**3/3**	**5**	**4**	**1.0**	**0**	**0**	**1**	**0**	**162**	**79%**



HIGH SCHOOL STANDOUT

Graham was a four-year starter at Crockett Vocational Technical (Detroit, MI) and earned *Parade*, *EA Sports* and *USA Today* first-team All-America honors as a senior. That year, he was also named the Michigan Gatorade Player of the Year. Graham recorded 307 tackles, including 112 TFL, 56 sacks, 16 FRs, 6 FFs and 2 INTs during his high school career. Additionally, Graham averaged more than 40 yards per attempt as a punter. Outside of football, Graham lettered in basketball and track and field. He regularly donates uniforms and equipment to his high school alma mater.

@brandongraham55 @sack_55

2016 GAME-BY-GAME STATISTICS (PHI)

Date	Opp		GP/S	Tot	Solo	Sk	Int	PD	FF	FR	Snaps	Pct
Sep 11	Cle	W	1/1	3	2	1.0	0	0	1	0	36	69%
Sep 19	at Chi	W	1/1	4	4	1.0	0	0	0	0	37	71%
Sep 25	Pit	W	1/1	4	2	1.0	0	0	0	1	42	70%
Oct 9	at Det	L	1/1	6	5	0.0	0	0	0	0	53	87%
Oct 16	at Was	L	1/1	3	2	0.0	0	0	0	0	57	77%
Oct 23	Min	W	1/1	3	2	1.0	0	0	1	0	57	75%
Oct 30	at Dal	L	1/1	6	4	0.0	0	1	0	0	64	82%
Nov 6	at NYG	L	1/1	1	1	0.0	0	0	0	0	52	81%
Nov 13	Atl	W	1/1	3	3	1.0	0	0	0	0	38	76%
Nov 20	at Sea	L	1/1	2	1	0.0	0	0	0	0	48	72%
Nov 28	GB	L	1/1	6	5	0.0	0	0	0	0	54	76%
Dec 4	at Cin	L	1/1	9	9	0.0	0	0	0	0	49	77%
Dec 11	Was	L	1/1	2	2	0.0	0	0	0	0	33	79%
Dec 18	at Bal	L	1/1	6	3	0.5	0	0	0	0	43	74%
Dec 22	NYG	W	1/1	4	3	0.0	0	0	0	0	63	71%
Jan 1	Dal	W	1/1	2	2	0.0	0	0	0	0	38	68%
Totals			**16/16**	**64**	**50**	**5.5**	**0**	**1**	**2**	**1**	**764**	**75%**

SEASON HIGHLIGHTS (Continued)

- Was a disruptive force throughout a 21-10 win vs. Min. (10/23/16), recording 3 tackles (2 solo), 6 hurries and a strip-sack of Vikings QB **Sam Bradford**
- Registered sacks in 3 straight games to open the year, becoming the first Eagle to accomplish that feat since **Jason Babin**, **Trent Cole** and **Cullen Jenkins** in 2011

2015 - PHILADELPHIA EAGLES (16/10)

- Finished the season tied for the team lead with 3 FFs and ranked 3rd with a then-career-high 6.5 sacks
- Posted his sixth-career multi-sack game after taking down Patriots QB **Tom Brady** twice at NE (12/6/15)
- Recorded 2.0 sacks against Cowboys QB **Matt Cassel** at Dal. (11/8/15), jarring the ball loose on both takedowns
- His career-high 2 FFs at Dal. (11/8/15) made him just the fifth Eagle since 1994 to post 2 sacks and 2 FFs in the same game, joining **Fletcher Cox** (10/11/15 vs. NO), **Jevon Kearse** (11/20/05 at NYG), **Bobby Taylor** (9/15/97 at Dal.) and **William Fuller** (10/29/95 vs. StL)

2014 - PHILADELPHIA EAGLES (16/1)

- Ranked 3rd in the NFL with a career-high 4 FFs, trailing only **Ryan Kerrigan** (5) and **Robert Quinn** (5). Also produced the 2nd-most TFL (13.5) on the team
- Tallied 1.5 sacks vs. Car. (11/10/14), including a strip-sack of Panthers QB **Cam Newton**

2013 - PHILADELPHIA EAGLES (16/0, 1/0)

- Sacked Saints QB **Drew Brees** in his first career playoff game in the NFC Wild Card game vs. NO (1/4/14)
- In just 13 defensive snaps, notched 2.0 sacks of Cardinals QB **Carson Palmer** vs. Ari. (12/1/13)

LB KAMU GRUGIER-HILL 54

6-2 | 230 4th Year

DOB: May 16, 1994 (Age 25)

Honolulu, Hawaii

Kamehameha High School

EASTERN ILLINOIS

Eastern Illinois

D6a-16 (208th overall) by New England

Acquired: W-NE-16



2017

Originally claimed off waivers from the Patriots in 2016, **Kamu Grugier-Hill** (pronounced KAH-moo GREW-jay) has developed into one of Philadelphia's special teams aces and was voted a team captain in 2018 and 2019. In 2017, he was named a Pro Bowl alternate after leading the Eagles with a career-high 19 special teams tackles. In 2018, he started 10 games at linebacker and totaled 34 tackles (23 solo), 1.0 sack and 1 INT.

EAGLES SPECIAL TEAMS

SINGLE-SEASON TACKLES SINCE 2009

Moise Fokou (2009)	20
Sean Jones (2009)	20
Kamu Grugier-Hill (2017)	19
Trey Burton (2015)	19
Moise Fokou (2010)	19
Joe Mays (2009)	19

TOTAL TACKLES SINCE 2017

Kamu Grugier-Hill	31
Corey Clement	15
Nathan Gerry	14
Corey Graham	13

THREE-STEP DROP

Hobbies: Surfing and going to the beach

If he could be a superhero: The Incredible Hulk

Biggest pet peeve: Making plans with someone who doesn't follow through

Favorite teams/athletes growing up: San Francisco 49ers, Brian Dawkins and Randy Moss

First jersey owned: Randy Moss, Vikings

Favorite athletes to watch now: Steph Curry and Lionel Messi

Favorite food: Hawaiian foods, especially Laulau (pig wrapped in a luau leaf)

Favorite movies: *Horrible Bosses* 1 and 2, *Wedding Crashers*

Favorite TV show: *Shark Tank*

SEASON HIGHLIGHTS

2019 - PHILADELPHIA EAGLES (10/6)

- Named a team captain for a second straight season
- Logged 3 TFL vs. NE (11/17/19), which is tied for the most single-game TFL by an Eagle in 2019
- Recovered his first career fumble and returned the ball 29 yards to the PHI 34 with two minutes remaining in the fourth quarter at Min. (10/13/19)

2018 - PHILADELPHIA EAGLES (16/10, 2/1)

- Named a team captain for the first time in his career
- Recorded a strip-sack of Rams QB **Jared Goff** at LAR (12/16/18) forcing a fumble that was picked up by **Corey Graham** and returned 15 yards to the Rams 12. The turnover set up a TD that gave the Eagles a 30-13 lead late in the 3rd quarter

LB KAMU GRUGIER-HILL 54

CAREER STATISTICS																			
			TACKLES					PASS DEFENSE						FUMBLES			DEF SNAPS	
Year	Team	GP/S	Total	Solo	Asst	TFL	Sacks	Int	Yds	Lg	TD	PD	QPH	FF	FR	Yds	No	Pct
2016	Philadelphia	12/0	1	1	0	1	0.0	0	0	--	0	0	0	0	0	0	1	0%
2017	Philadelphia	16/0	9	8	1	0	0.0	0	0	--	0	0	0	0	0	0	85	8%
2018	Philadelphia	16/10	34	23	11	4	1.0	1	24	24	0	1	0	1	0	0	330	32%
2019	Philadelphia	10/6	23	15	8	4	0.0	0	0	--	0	0	1	0	1	0	304	34%
Totals		**54/16**	**67**	**47**	**20**	**9**	**1.0**	**1**	**24**	**24**	**0**	**1**	**1**	**1**	**1**	**0**	**---**	**---**
PLAYOFFS																		
2017	Philadelphia	3/0	0	0	0	0	0.0	0	0	--	0	0	0	0	0	0	0	0%
2018	Philadelphia	2/1	1	0	1	0	0.0	0	0	--	0	0	0	0	0	0	22	16%
Totals		**5/1**	**1**	**0**	**1**	**0**	**0.0**	**0**	**0**	**--**	**0**	**0**	**0**	**0**	**0**	**0**	**---**	**---**

ADDITIONAL STATISTICS

Special Teams Tackles: 36 - 2019 *(1)*, 2018 *(11)*, 2017 *(19)*, *2016 (5)* **Postseason Special Teams Tackles:** 1 - 2018 *(1)* **Blocked Punt:** 12/17/17 at N.Y. Giants

SEASON HIGHLIGHTS (Continued)

- Registered a career-high 8 tackles (5 solo) at Dal. (12/9/18)
- Notched his first career INT in the team's Week 6 win at NYG (10/11/18) when he picked off a deflected **Eli Manning** pass on New York's first drive and returned the pick 24 yards to the Giants 16

2017 - PHILADELPHIA EAGLES (16/0, 3/0)

- Named a **Pro Bowl** alternate after registering a team-high 19 special teams tackles, which tied for the 3rd-most by an Eagle since 2009
- Ranked 1st on the team with 345 special teams snaps (75%)
- Made several impact special teams plays in the win at NYG (12/17/17). With the Eagles trailing 14-20 in the second quarter, blocked a punt deep in NYG territory to help set up a TD drive that gave Philadelphia a 21-20 lead. Also notched a team season-high 4 special teams tackles
- Stepped forward to handle kickoff duties following an early injury to K **Jake Elliott** at Dal. (11/19/17). Kicked off 4 times and posted 1 touchback

COLLEGE HIGHLIGHTS

- Played in 49 games (27 starts) at Eastern Illinois, where he finished his career with 236 tackles, 9.0 sacks, 6 INTs, 9 PDs, 4 FFs and 5 FRs
- Made 10 starts as a senior in 2015 and was named first-team Ohio Valley Conference after compiling 70 tackles and a career-high 6.5 sacks. Also registered an INT and set a single-season career high with 3 FRs
- Appeared in 12 games (11 starts) as a junior in 2014 and garnered first-team OVC accolades after leading the team with a career-high 97 tackles. Added 1.5 sacks, 2 FFs, 2 FRs and 3 INTs. Named OVC Defensive Player of the Week after posting 19 tackles in a win at Tennessee Tech (11/1/14)

CAREER HIGHS		
Tackles	8	12/9/18 at Dal.
Sacks	1.0	12/16/18 at LAR
INTs	1	10/11/18 at NYG
PDs	1	11/11/18 vs. Dal.
FFs	1	12/16/18 at LAR
FRs	1	10/13/19 at Min.

BIRDSEED

Grugier-Hill is the son of Elina Grugier-Hill and has three siblings: two older brothers and one older sister. Grugier-Hill started playing football as a junior in high school. He began playing because one of his best friends suggested he try out for the team. Before Grugier-Hill began playing football, he played soccer and volleyball. Grugier-Hill was a safety and punter at Kamehameha (HI) High School, where he totaled 86 tackles and 5.0 sacks as a senior in 2011 and was named first-team All-Interscholastic League.

Grugier-Hill earned his bachelor's degree in kinesiology from Eastern Illinois.

@k_grugierhill @kamugrugierhill

TRANSACTIONS

2016 Drafted by NE in 6th round (208th overall)
Signed 4-year contract
9/3/16 Waived by NE
9/4/16 Acquired off waivers by PHI

LB KAMU GRUGIER-HILL 54

2019 GAME-BY-GAME STATISTICS (PHI)

Date	Opp		GP/S	Tot	Solo	Sk	Int	PD	FF	FR	Snaps	Pct
Sep 8	Was	W	0/0	INACTIVE (KNEE)								
Sep 15	at Atl	L	0/0	INACTIVE (KNEE)								
Sep 22	Det	L	0/0	INACTIVE (KNEE)								
Sep 26	at GB	W	1/0	0	0	0.0	0	0	0	0	13	16%
Oct 6	NYJ	W	1/0	2	1	0.0	0	0	0	0	20	34%
Oct 13	at Min	L	1/0	1	0	0.0	0	0	0	1	35	49%
Oct 20	at Dal	L	1/1	5	3	0.0	0	0	0	0	59	84%
Oct 27	at Buf	W	1/1	2	1	0.0	0	0	0	0	39	63%
Nov 3	Chi	W	1/1	4	1	0.0	0	0	0	0	29	64%
Nov 17	NE	L	1/1	5	5	0.0	0	0	0	0	40	54%
Nov 24	Sea	L	1/1	1	1	0.0	0	0	0	0	22	34%
Dec 1	at Mia	L	1/1	3	3	0.0	0	0	0	0	42	58%
Dec 9	NYG	W	0/0	INACTIVE (CONCUSSION)								
Dec 15	at Was	W	1/0	0	0	0.0	0	0	0	0	5	9%
Dec 22	Dal											
Dec 29	at NYG											
Totals			**10/6**	**23**	**15**	**0.0**	**0**	**0**	**0**	**1**	**304**	**34%**

2018 GAME-BY-GAME STATISTICS (PHI)

Date	Opp		GP/S	Tot	Solo	Sk	Int	PD	FF	FR	Snaps	Pct
Sep 6	Atl	W	1/0	2	2	0.0	0	0	0	0	28	40%
Sep 16	at TB	L	1/1	3	0	0.0	0	0	0	0	22	38%
Sep 23	Ind	W	1/1	0	0	0.0	0	0	0	0	9	15%
Sep 30	at Ten	L	1/1	2	1	0.0	0	0	0	0	18	25%
Oct 7	Min	L	1/1	0	0	0.0	0	0	0	0	20	32%
Oct 11	at NYG	W	1/0	1	1	0.0	1	0	0	0	15	23%
Oct 21	Car	L	1/0	0	0	0.0	0	0	0	0	9	15%
Oct 28	at Jax	W	1/1	3	2	0.0	0	0	0	0	6	9%
Nov 11	Dal	L	1/0	2	1	0.0	0	1	0	0	20	29%
Nov 18	at NO	L	1/0	0	0	0.0	0	0	0	0	29	41%
Nov 25	NYG	W	1/1	7	6	0.0	0	0	0	0	34	55%
Dec 3	Was	W	1/1	2	2	0.0	0	0	0	0	23	51%
Dec 9	at Dal	L	1/1	8	5	0.0	0	0	0	0	64	65%
Dec 16	at LAR	W	1/1	4	3	1.0	0	0	1	0	27	36%
Dec 23	Hou	W	1/1	0	0	0.0	0	0	0	0	5	8%
Dec 30	at Was	W	1/0	0	0	0.0	0	0	0	0	1	2%
Totals			**16/10**	**34**	**23**	**1.0**	**1**	**1**	**1**	**0**	**330**	**32%**
PLAYOFFS												
Jan 6	at Chi	W	1/1	0	0	0.0	0	0	0	0	7	11%
Jan 13	at NO	L	1/0	1	0	0.0	0	0	0	0	15	19%
Totals			**2/1**	**1**	**0**	**0.0**	**0**	**0**	**0**	**0**	**22**	**16%**

2017 GAME-BY-GAME STATISTICS (PHI)

Date	Opp		GP/S	Tot	Solo	Sk	Int	PD	FF	FR	Snaps	Pct
Sep 10	at Was	W	1/0	0	0	0.0	0	0	0	0	0	0%
Sep 17	at KC	L	1/0	0	0	0.0	0	0	0	0	0	0%
Sep 24	NYG	W	1/0	0	0	0.0	0	0	0	0	0	0%
Oct 1	at LAC	W	1/0	0	0	0.0	0	0	0	0	0	0%
Oct 8	Ari	W	1/0	1	1	0.0	0	0	0	0	7	12%
Oct 12	at Car	W	1/0	0	0	0.0	0	0	0	0	0	0%
Oct 23	Was	W	1/0	0	0	0.0	0	0	0	0	0	0%
Oct 29	SF	W	1/0	0	0	0.0	0	0	0	0	0	0%
Nov 5	Den	W	1/0	1	1	0.0	0	0	0	0	10	16%
Nov 19	at Dal	W	1/0	0	0	0.0	0	0	0	0	0	0%
Nov 26	Chi	W	1/0	2	2	0.0	0	0	0	0	11	20%
Dec 3	at Sea	L	1/0	0	0	0.0	0	0	0	0	2	3%
Dec 10	at LAR	W	1/0	0	0	0.0	0	0	0	0	0	0%
Dec 17	at NYG	W	1/0	1	1	0.0	0	0	0	0	2	2%
Dec 25	Oak	W	1/0	0	0	0.0	0	0	0	0	0	0%
Dec 31	Dal	L	1/0	4	3	0.0	0	0	0	0	53	78%
Totals			**16/0**	**9**	**8**	**0.0**	**0**	**0**	**0**	**0**	**85**	**8%**
PLAYOFFS												
Jan 13	Atl	W	1/0	0	0	0.0	0	0	0	0	0	0%
Jan 21	Min	W	1/0	0	0	0.0	0	0	0	0	0	0%
Feb 4	at NE	W	1/0	0	0	0.0	0	0	0	0	0	0%
Totals			**3/0**	**0**	**0**	**0.0**	**0**	**0**	**0**	**0**	**0**	**0%**

2016 GAME-BY-GAME STATISTICS (PHI)

Date	Opp		GP/S	Tot	Solo	Sk	Int	PD	FF	FR	Snaps	Pct
Sep 11	Cle	W	1/0	1	1	0.0	0	0	0	0	1	2%
Sep 19	at Chi	W	1/0	0	0	0.0	0	0	0	0	0	0%
Sep 25	Pit	W	1/0	0	0	0.0	0	0	0	0	0	0%
Oct 9	at Det	L	1/0	0	0	0.0	0	0	0	0	0	0%
Oct 16	at Was	L	1/0	0	0	0.0	0	0	0	0	0	0%
Oct 23	Min	W	1/0	0	0	0.0	0	0	0	0	0	0%
Oct 30	at Dal	L	0/0	INACTIVE (HAMSTRING)								
Nov 6	at NYG	L	0/0	INACTIVE (HAMSTRING)								
Nov 13	Atl	W	0/0	INACTIVE (HAMSTRING)								
Nov 20	at Sea	L	1/0	0	0	0.0	0	0	0	0	0	0%
Nov 28	GB	L	1/0	0	0	0.0	0	0	0	0	0	0%
Dec 4	at Cin	L	1/0	0	0	0.0	0	0	0	0	0	0%
Dec 11	Was	L	0/0	INACTIVE								
Dec 18	at Bal	L	1/0	0	0	0.0	0	0	0	0	0	0%
Dec 22	NYG	W	1/0	0	0	0.0	0	0	0	0	0	0%
Jan 1	Dal	W	1/0	0	0	0.0	0	0	0	0	0	0%
Totals			**12/0**	**1**	**1**	**0.0**	**0**	**0**	**0**	**0**	**1**	**0%**

DE DAESHON HALL 74

6-5 | 265 3rd Year

DOB: June 14, 1995 (Age 24)



Texas A&M
D3-17 (77th overall) by Carolina
Acquired: PS-Hou-18



Originally selected by Carolina in the 3rd round (77th overall) of the 2017 NFL Draft, Daeshon Hall was signed to the Eagles' 53-man roster in Week 15 of the 2018 season. The Texas native played collegiately at Texas A&M, where he saw action in 52 games (32 starts) and produced 162 tackles, 36.5 TFL, 16 sacks and 24 QB pressures.

SACK LEADERS

TEXAS A&M PLAYERS IN 2016

Myles Garrett	8.5
Daeshon Hall	4.5
Jarrett Johnson	4.5
Kingsley Keke	4.0

BIRDSEED

Hall prepped at Lancaster HS in Texas, where he earned first-team All-State honors and the Class 4A Defensive Player of the Year as a senior after making 83 tackles, inlcuding 23 tackles for loss and 23 QB sacks. Hall majored in sports management at Texas A&M.

THREE-STEP DROP

First job: Basketball camp counselor

Surprisingly good at: Fishing

Favorite athletes growing up: LeBron James, Amare Stoudemire and DeMarcus Ware

Favorite music: Hip-hop, R&B

Favorite meal: "I dibble and dabble in a little bit of everything."

SEASON HIGHLIGHTS

2019 - PHILADELPHIA EAGLES (7/0)

- Registered his first sack as an Eagle when he brought down Jets QB **Luke Falk** for a 7-yard loss in the fourth quarter of the team's 10.0-sack performance (tied for 2nd-most in franchise history) in the win vs. NYJ (10/6/19)

2018 - PHILADELPHIA EAGLES (3/0, 2/0)

- Notched his first career half-sack in the win vs. Hou. (12/23/18)

COLLEGE HIGHLIGHTS

- Played in 52 games (32 starts) and produced 162 tackles, 36.5 TFL, 16 sacks, 24 quarterback pressures, 4 forced fumbles, 2 fumble recoveries, 1 INT and 3 PD
- As a senior in 2016, started 13 games. Tied for second on the team with 4.5 sacks while leading the Aggies with 12 quarterback pressures. Recorded 50 tackles and finished second on the team with 13 TFL. Accounted for 2 FF, 2 FR and 1 PD
- Started 13 games as a junior in 2015. Ranked second on the team with 14.5 TFL, seven sacks and four quarterback pressures, while posting 54 tackles, 2 FF and 2 PD

DE DAESHON HALL 74

CAREER STATISTICS

			TACKLES					PASS DEFENSE						FUMBLES			DEF SNAPS	
Year	Team	GP/S	Total	Solo	Asst	TFL	Sacks	Int	Yds	Lg	TD	PD	QPH	FF	FR	Yds	No	Pct
2017	Carolina	1/0	0	0	0	0	0.0	0	0	--	0	0	0	0	0	0	9	1%
2018	Philadelphia	3/0	2	2	0	0	0.5	0	0	--	0	0	1	0	0	0	16	2%
2019	Philadelphia	7/0	4	4	0	1	1.0	0	0	--	0	0	2	0	0	0	40	4%
Totals		**11/0**	**5**	**5**	**0**	**1**	**1.5**	**0**	**0**	**--**	**0**	**0**	**3**	**0**	**0**	**0**	**---**	**---**
PLAYOFFS																		
2018	Philadelphia	2/0	0	0	0	0	0.0	0	0	--	0	0	0	0	0	0	7	5%
Totals		**2/0**	**0**	**0**	**0**	**0**	**0.0**	**0**	**0**	**--**	**0**	**0**	**0**	**0**	**0**	**0**	**0**	**---**

ADDITIONAL STATISTICS

Special Teams Tackles: 1 - 2018 *(1)*

CAREER HIGHS

Tackles	2	2x; last: 10/20/19 vs Dal.
Sacks	1.0	10/6/19 vs NYJ
INTs	--	---
PDs	--	---
FFs	--	---
FRs	--	---



2019 GAME-BY-GAME STATISTICS (PHI)

Date	Opp		GP/S	Tot	Solo	Sk	Int	PD	FF	FR	Snaps	Pct
Sep 8	Was	W	0/0	INACTIVE								
Sep 15	at Atl	L	0/0	INACTIVE								
Sep 22	Det	L	0/0	DID NOT PLAY								
Sep 26	at GB	W	1/0	0	0	0.0	0	0	0	0	2	2%
Oct 6	NYJ	W	1/0	1	1	1.0	0	0	0	0	7	12%
Oct 13	at Min	L	1/0	0	0	0.0	0	0	0	0	3	4%
Oct 20	at Dal	L	1/0	2	2	0.0	0	0	0	0	9	13%
Oct 27	at Buf	W	1/0	0	0	0.0	0	0	0	0	0	0%
Nov 3	Chi	W	0/0	INACTIVE								
Nov 17	NE	L	0/0	INACTIVE								
Nov 24	Sea	L	0/0	DID NOT PLAY								
Dec 1	at Mia	L	0/0	INACTIVE								
Dec 9	NYG	W	1/0	1	1	0.0	0	0	0	0	10	19%
Dec 15	at Was	W	1/0	0	0	0.0	0	0	0	0	9	17%
Dec 22	Dal											
Dec 29	at NYG											
Totals			**7/0**	**4**	**4**	**1.0**	**0**	**0**	**0**	**0**	**40**	**4%**

COLLEGE HIGHLIGHTS (CONTINUED)

- Played in 13 games as a sophomore with five starts, and tied for second on the team with 4.5 sacks to go along with five quarterback pressures. Compiled 29 tackles and 6 TFL, which stood second on the team
- As a freshman in 2013, played in 13 games with one start and notched 29 tackles, 3 TFL, 3 QBP and 1 INT

TRANSACTIONS

2017	Drafted by CAR in 3rd round (77th overall)
	Signed 4-year contract
9/1/18	Cut by CAR
9/6/18	Signed by SF to practice squad
9/25/18	Signed by HOU to active roster
10/20/18	Cut by HOU
10/23/18	Signed by HOU to practice squad
12/11/18	Signed by PHI to active roster

C/G NATE HERBIG 67

6-4 | 334 Rookie

DOB: Oct. 7, 1994 (Age 24)

Honolulu, Hawaii

Saint Louis School

Stanford

UDFA ('19) by Philadelphia



A 2019 undrafted free agent, Nate Herbig became one of just two UDFAs to make Philadelphia's 53-man roster out of training camp. Herbig played in 33 games during his collegiate career at Stanford, earning All-Pac-12 honors (second team) as a junior in 2018 and as a sophomore in 2017 (first team). In 2016, he became the first true freshman to start on the offensive line since 2012, and just the second true freshman to do so since 2000.

BIRDSEED

Played at the Saint Louis School in Honolulu, HI, where he earned first-team all-state and all-conference accolades. Helped lead the Crusaders to a pair of conference titles.

Is the son of Bruce and Robyn Herbig and has two brothers, Jake and Nick. Nick currently plays outside linebacker for the Saint Louis Crusaders and recently committed to the University of Wisconsin.

Originally born in Lihue, HI, Herbig moved from Kauai to Oahu during high school.

THREE-STEP DROP

First job: Selling lemonade in his front yard

Surprisingly good at: Floating in water

Bucket list: Travel to Italy

Favorite meal: "My mom's fried chicken."

Favorite music: Rap

Moment left starstruck: Meeting Jason Peters

COLLEGE HIGHLIGHTS

- As a junior in 2018, played in 7 games (all starts), opening 6 contests at RG and 1 at RT. Earned second-team All-Pac-12 honors and was named preseason first team All-America by the *Associated Press.* Was also named to the Outland Trophy watch list
- Played in 13 games as a sophomore in 2017 and earned first-team All-Pac-12 honors
- In 2016, became the first true freshman to start on the offensive line since 2012, and just the second true freshman to do so since 2000

TRANSACTIONS

2019 Signed by PHI as UDFA

CAREER STATISTICS

			OFF SNAPS	
Year	**Team**	**GP/S**	**No**	**Pct**
2019	Philadelphia	1/0	0	0%
Totals		**1/0**	**---**	**---**

RB JORDAN HOWARD 24

6-0 | 224 4th Year

DOB: Nov. 2, 1994 (Age 25)



Gardendale, Alabama

Gardendale High School

Indiana

D5-16 (150th overall) by Chicago

Acquired: T-Chi-19



Jordan Howard was acquired by the Eagles in a trade with the Bears during the 2019 offseason. The 25-year-old Pro Bowler was originally a 5th-round draft choice (150th overall) by Chicago in 2016 and ranks 3rd in the NFL in rushing yards (3,895) since 2016, trailing only **Ezekiel Elliott** (5,236) and **Todd Gurley** (4,182). Howard and Gurley were the only NFL RBs to record 9+ rushing TDs in both the 2018 and 2019 seasons.

MOST RUSHING YARDS

NFL RUNNING BACKS SINCE 2016

Ezekiel Elliott	5,236
Todd Gurley	4,182
Jordan Howard	3,895
Mark Ingram	3,775
Derrick Henry	3,622

THREE CONSECUTIVE SEASONS WITH 900+ RUSHING YARDS

NFL RUNNING BACKS (2016-18)



EZEKIEL ELLIOTT



JORDAN HOWARD

MOST RUSHING TDs

NFL RUNNING BACKS SINCE 2017

40	Todd Gurley
30	Derrick Henry
28	Mark Ingram
26	Aaron Jones
24	Jordan Howard
24	Ezekiel Elliott

THREE-STEP DROP

Bucket list: Travel to Greece

Surprisingly good at: "Well, I am going to learn the piano, so let's go with that, whenever I learn it."

If he could play another sport: Baseball

Favorite athlete growing up: Allen Iverson

Moment left starstruck: "When I met Allen Iverson at my first Sixers game."

Favorite meal: Spaghetti

Favorite music: Hip-hop

CAREER HIGHLIGHTS

- In 2017, became the first Bear to rush for 1,000+ yards in each of his first two seasons. Also became the fastest Bear to reach 2,000+ career rushing yards (24 games), doing so in fewer games than **Walter Payton** (26) and **Gale Sayers** (28)
- Earned his first career **Pro Bowl** nod and was named to the PFWA **All-Rookie Team** in 2016. Became the first Bears rookie running back to be voted to the Pro Bowl since **Gale Sayers** in 1965
- Finished the 2016 season with the 2nd-most rushing yards (career-high 1,313) in the NFL, trailing only **Ezekiel Elliott** (1,631). Marked the first time since the 1970 merger that two rookies finished in the Top 2 in the NFL in rushing yardage

RB JORDAN HOWARD 24

CAREER STATISTICS															
			RUSHING					RECEIVING						OFF SNAPS	
Year	Team	GP/S	Att	Yds	Avg	Lg	TD	Rec	Yds	Avg	Lg	TD	TYS	No	Pct
2016	Chicago	15/13	252	1,313	5.2	69	6	29	298	10.3	34	1	1,611	654	65%
2017	Chicago	16/16	276	1,122	4.1	53	9	23	125	5.4	12	0	1,247	576	58%
2018	Chicago	16/15	250	935	3.7	42	9	20	145	7.3	18	0	1,080	624	58%
2019	Philadelphia	9/4	119	525	4.4	20	6	10	69	6.9	20t	1	594	282	27%
Totals		**56/48**	**897**	**3,895**	**4.3**	**69**	**30**	**82**	**637**	**7.8**	**34**	**2**	**4,532**	**---**	**---**
PLAYOFFS															
2018	Chicago	1/1	10	35	3.5	12	0	0	0	---	--	0	35	22	34%
Totals		**1/1**	**10**	**35**	**3.5**	**12**	**0**	**0**	**0**	**---**	**--**	**0**	**35**	**---**	**---**

ADDITIONAL STATISTICS

Fumbles/Lost: 5/3 - 2018 *(2/1)*, 2017 *(1/1)*, 2016 *(2/1)*

CAREER HIGHS		
Rush Attempts	36	10/15/17 at Bal.
Rushing Yards	167	10/15/17 at Bal.
Rushing Long	69	10/31/16 vs. Min.
Rushing TDs	3	12/4/16 vs. SF
Receptions	5	2x, last: 9/9/18 at GB
Receiving Yards	49	10/31/16 vs. Min.
Receiving Long	34	10/31/16 vs. Min.
Receiving TDs	1	2x, last: 9/26/19 at GB
Scrimmage Yards	202	10/31/16 vs. Min.



NOTES TO KNOW

- Has registered 525 rushing yards and 6 rushing TDs in 2019. Became the fourth Eagles RB since 1950 to record 500+ rushing yards and 6+ rushing TDs through 9 games, joining **LeSean McCoy** in 2011 (906-10), **Ricky Watters** in 1996 (898-8) and **Wilbert Montgomery** in 1982 (515-7).
- Ranks 3rd in the NFL in rushing yards (3,895) since 2016, trailing **Ezekiel Elliott** (5,236) and **Todd Gurley** (4,182). Joined Elliott as the only NFL RBs to record 900+ rushing yards in each season from 2016-18
- Tied with **Todd Gurley** for the 2nd-most rushes of 10+ yards (110) in the NFL since 2016, trailing only **Ezekiel Elliott** (141)
- Ranks tied for 5th in rushing TDs (24) in the NFL since 2017, trailing only **Todd Gurley** (40), **Derrick Henry** (30), **Mark Ingram** (28) and **Aaron Jones** (26). Howard and Gurley were the only NFL RBs with 9+ rushing TDs in 2017 and 2018

SEASON HIGHLIGHTS

2019 - PHILADELPHIA EAGLES (9/4)

- Rushed 19 times for 82 yards (4.3 avg.) vs. Chi. (11/3/19), his former team, including a 13-yard rushing TD in the third quarter that lifted the Eagles to a 19-0 lead
- Contributed a team-leading 96 rushing yards, including a 3-yard TD in the fourth quarter, on 23 carries (4.2 avg.) in the win at Buf. (10/27/19). Howard and **Miles Sanders** became the first Eagles RB duo to each rush for 70+ yards and 1+ TD in a road game since **Leroy Keyes** and **Tom Woodeshick** on 11/9/69 at Washington. The Eagles' 218 rushing yards marked their highest single-game total during the **Doug Pederson** era (since 2016)

BIRDSEED

Howard played running back at Gardendale (AL) High School, where he collected 2,876 yards on 380 attempts in his two varsity seasons, including 1,388 yards and 21 TDs in 10 games as a senior. Howard was named the *Birmingham News* North/East Player of the Year and also received 2011 Honorable Mention All-State accolades.

@JHowardx24 @jh

2019 GAME-BY-GAME STATISTICS (PHILADELPHIA)

				RUSHING					RECEIVING						SNAPS	
Date	Opp		GP/S	Att	Yds	Avg	Lg	TD	Rec	Yds	Avg	Lg	TD	TYS	No	Pct
Sep 8	Was	W	1/0	6	44	7.3	17	0	2	11	5.5	6	0	55	17	23%
Sep 15	at Atl	L	1/0	8	18	2.3	5	0	1	8	8.0	8	0	26	35	22%
Sep 22	Det	L	1/0	11	37	3.4	11	1	0	0	---	--	0	37	25	33%
Sep 26	at GB	W	1/0	15	87	5.8	19	2	3	28	9.3	20t	1	115	33	53%
Oct 6	NYJ	W	1/0	13	62	4.8	15	1	0	0	---	--	0	62	29	43%
Oct 13	at Min	L	1/1	13	49	3.8	12	0	0	0	---	--	0	49	41	63%
Oct 20	at Dal	L	1/1	11	50	4.5	16	0	2	6	3.0	9	0	56	23	38%
Oct 27	at Buf	W	1/1	23	96	4.2	20	1	1	15	15.0	15	0	111	53	73%
Nov 3	Chi	W	1/1	19	82	4.3	17	1	1	1	1.0	1	0	83	43	48%
Nov 17	NE	L	0/0	INACTIVE (SHOULDER)												
Nov 24	Sea	L	0/0	INACTIVE (SHOULDER)												
Dec 1	at Mia	L	0/0	INACTIVE (SHOULDER)												
Dec 9	NYG	W	0/0	INACTIVE (SHOULDER)												
Dec 15	at Was	W	0/0	INACTIVE (SHOULDER)												
Dec 22	Dal															
Dec 29	at NYG															
Totals			**9/4**	**119**	**525**	**4.4**	**20**	**6**	**10**	**69**	**6.9**	**20t**	**1**	**594**	**282**	**27%**

100+ YARD RUSHING GAMES (14)

Date	Opponent	Yds
10/15/17	at Baltimore Ravens (W, 27-24)	167
10/31/16	vs. Minnesota Vikings (W, 20-10)	153
12/10/17	at Cincinnati Bengals (W, 33-7)	147
9/24/17	vs. Pittsburgh Steelers (W, 23-17)	140
1/1/17	at Minnesota Vikings (L, 10-38)	135
11/19/17	vs. Detroit Lions (L, 24-27)	125
12/24/16	vs. Washington Redskins (L, 21-41)	119
10/9/16	at Indianapolis Colts (L, 23-29)	118
12/4/16	vs. San Francisco 49ers (W, 26-6)	117
10/2/16	vs. Detroit Lions (W, 17-14)	111
12/30/18	at Minnesota Vikings (W, 24-10)	109
10/29/17	at New Orleans Saints (L, 12-20)	102
12/9/18	vs. Los Angeles Rams (W, 15-6)	101
11/13/16	at Tampa Bay Buccaneers (L, 10-36)	100

MULTI-TOUCHDOWN GAMES (7)

Date	Opponent	TDs
9/26/19	at Green Bay Packers (W, 34-27)	3
12/4/16	vs. San Francisco 49ers (W, 26-6)	3
12/30/18	at Minnesota Vikings (W, 24-10)	2
11/4/18	at Buffalo Bills (W, 41-9)	2
12/24/17	vs. Cleveland Browns (W, 20-3)	2
12/10/17	at Cincinnati Bengals (W, 33-7)	2
9/24/17	vs. Pittsburgh Steelers (W, 23-17)	2

SEASON HIGHLIGHTS (Continued)

- Paced the Eagles' rushing attack with 62 yards and 1 TD on 13 carries (4.8 avg.) in the win vs. NYJ (10/6/19). Became the first Eagles RB with 5+ offensive TDs in a 3-game span since **LeSean McCoy** from 12/1/11-12/18/11 (also 5 TDs). Is the first Eagle to rush for a TD in 3 straight games since **Ryan Mathews** from 10/30/16-11/13/16
- Led the Eagles with a season-high 87 rushing yards and combined for a career-high-tying 3 offensive TDs (2 rushing, 1 receiving) in the win at GB (9/26/19). Became just the third Eagles RB with 3 offensive TDs in a single game since 2010, joining **Corey Clement** (11/5/17 vs. Den.) and **LeSean McCoy** (12/18/11 vs. NYJ and 9/19/10 at Det.). Only two visiting players in NFL history have recorded 2+ rushing TDs and 1+ receiving TD against the Packers at Lambeau Field: Howard and **Willie Galimore** (9/28/58 with Chicago)
- Capped a 9-play, 75-yard scoring drive with a 1-yard TD plunge to help the Eagles reclaim the lead, 10-7, in the first quarter vs. Det. (9/22/19). Marked his first TD as an Eagle and first overall since a multi-TD performance (2 rushing TDs) on 12/30/18 at Minnesota with Chicago

2018 - CHICAGO BEARS (16/15, 1/1)

- Led the Bears with 935 rushing yards and posted a career-high-tying 9 rushing TDs for the second straight season
- Totaled 88 carries for 399 yards (4.53 avg.) and 4 TDs over the last 5 games of the regular season, including two 100+ yard performances. Rushed for 101 yards vs. LAR (12/9/18) and 109 yards at Min. (12/30/18)

WR DESEAN JACKSON 10

5-10 | 175 NFL **12th Year**

DOB: Dec. 1, 1986 (Age 33)

Originally selected by Philadelphia in the 2nd round (49th overall) of the 2008 NFL Draft, **DeSean Jackson** rejoined the Eagles following a trade with Tampa Bay during the 2019 offseason. Jackson has posted the most 60+ yard TDs (24) in NFL history and ranks 6th all-time in yards per reception (17.5) (min. 500 receptions). Among active players, the three-time Pro Bowler also ranks 5th in career receiving yards (10,420).



Long Beach, California

Long Beach Polytechnic High School

AP 2009 · PRO BOWL 2010 · PRO BOWL 2011 · PRO BOWL 2014



California
D2b-08 (49th overall)
by Philadelphia
Acquired: T-TB-19

YARDS PER RECEPTION

NFL PLAYERS IN 2018

DeSean Jackson (TB)	18.9
Josh Gordon (Cle. & NE)	18.0
Mike Evans (TB)	17.7
John Brown (Bal.)	17.0
Tyreek Hill (KC)	17.0

NFL HISTORY

Stanley Morgan (1977-90)	19.2
Lance Alworth (1962-72)	18.9
Don Maynard (1958-73)	18.7
James Lofton (1978-93)	18.3
Harold Jackson (1968-83)	17.9
DeSean Jackson (2008-)	17.4

(min. 500 receptions)

MOST 60+ YARD TOUCHDOWNS

NFL HISTORY



DESEAN JACKSON	JERRY RICE	DEVIN HESTER
24	23	21

MOST 50+ YARD TOUCHDOWNS

NFL HISTORY



JERRY RICE	DESEAN JACKSON	RANDY MOSS
36	31	29

CAREER RECEIVING YARDS

ACTIVE NFL PLAYERS

Larry Fitzgerald	16,990
Jason Witten	12,939
Julio Jones	11,881
Antonio Brown	11,263
DeSean Jackson	10,420

EAGLES ALL-TIME HISTORY

Harold Carmichael (1971-83)	8,978
Pete Retzlaff (1956-66)	7,412
Mike Quick (1982-90)	6,464
DeSean Jackson (2008-)	6,276
Pete Pihos (1947-55)	5,619

Jackson's 37 career games with 100+ receiving yards are the 4th-most among active NFL players, behind Julio Jones (54), Larry Fitzgerald (49) and Antonio Brown (42).

CAREER STATISTICS

			RECEIVING					OFF SNAPS	
Year	Team	GP/S	Rec	Yds	Avg	Lg	TD	No	Pct
2008	Philadelphia	16/15	62	912	14.7	60	2	N/A	N/A
2009	Philadelphia	15/15	62	1,156	18.6	71t	9	N/A	N/A
2010	Philadelphia	14/14	47	1,056	22.5	91t	6	N/A	N/A
2011	Philadelphia	15/15	58	961	16.6	62t	4	N/A	N/A
2012	Philadelphia	11/11	45	700	15.6	77t	2	700	62%
2013	Philadelphia	16/16	82	1,332	16.2	61t	9	987	89%
2014	Washington	15/13	56	1,169	20.9	81t	6	755	72%
2015	Washington	9/9	30	528	17.6	77t	4	359	34%
2016	Washington	15/15	56	1,005	17.9	80t	4	706	67%
2017	Tampa Bay	14/13	50	668	13.4	41	3	609	56%
2018	Tampa Bay	12/10	41	774	18.9	75t	4	452	41%
2019	Philadelphia	3/3	9	159	17.7	53t	2	66	6%
Totals		**154/148**	**598**	**10,420**	**17.4**	**91t**	**55**	**---**	**---**
PLAYOFFS									
2008	Philadelphia	3/3	11	207	18.8	62t	1	N/A	N/A
2009	Philadelphia	1/1	3	14	4.7	6	1	N/A	N/A
2010	Philadelphia	1/1	2	47	23.5	28	0	N/A	N/A
2013	Philadelphia	1/1	3	53	17.7	40	0	49	84%
2015	Washington	1/1	2	17	8.5	14	0	52	72%
Totals		**7/7**	**21**	**338**	**16.1**	**62t**	**2**	**---**	**---**

ADDITIONAL STATISTICS

Fumbles/Lost: 15/6 - 2015 *(1/1)*, 2013 *(1/0)*, 2012 *(1/0)*, 2011 *(1/1)*, 2010 *(4/1)*, 2009 *(3/1)*, 2008 *(4/2)* **Postseason:** 1/1 - 2008 *(1/1)*

Rushing: 70-447-4 - 2018 *(6-29-1)*, 2017 *(3-38)*, 2014 *(4-7)*, 2013 *(3-2)*, 2012 *(3-(-7))*, 2011 *(7-41)*, 2010 *(16-104-1)*, 2009 *(11-137-1)*, 2008 *(17-96-1)* **Postseason:** 1-2 - 2008 *(1-2)*

Punt Returns: 139-1,313-4 - 2018 *(5-24)*, 2015 *(2-(-5))*, 2014 *(1-0)*, 2013 *(14-71)*, 2012 *(1-(-3))*, 2011 *(17-114)*, 2010 *(20-231-1)*, 2009 *(29-441-2)*, 2008 *(50-440-1)* **Postseason:** 11-174 - *2013 (1-29)*, 2010 *(1-14)*, 2009 *(2-9)*, 2008 *(7-122)*

Kickoff Returns: 5-37 - 2015 *(1-8)*, 2013 *(1-10)*, 2011 *(1-7)*, 2009 *(1-0)*, 2008 *(1-12)*



CAREER HIGHS

Receptions	10	12/15/13 at Min.
Receiving Yards	210	12/12/10 at Dal.
Receiving Long	91t	12/12/10 at Dal.
Receiving TDs	2	3x, last: 9/8/19 vs. Was.
Rush Attempts	3	3x, last: 11/7/10 vs. Ind.
Rushing Yards	67	10/26/09 at Was.
Rushing Long	67t	10/26/09 at Was.
Rushing TDs	1	4x, last: 10/21/18 vs. Cle.
Scrimmage Yards	216	12/12/10 at Dal.
Punt Returns	8	9/7/08 vs. StL
Punt Return Yards	109	1/4/09 at Min. (WC)
Punt Return Long	85t	9/13/09 at Car.
Punt Return TDs	1	4x, last: 12/19/10 at NYG
All-Purpose Yards	261	12/13/09 at NYG

CAREER HIGHLIGHTS

- Is a three-time **Pro Bowl** selection (2010, 2011, 2014) and 2009 *Associated Press* **All-Pro** honoree. In 2009, became the first player in NFL history to earn a **Pro Bowl** berth at two different positions (WR and RS) in the same year
- Has led the NFL in yards per reception four times in his career: 2018 (18.9), 2016 (17.9), 2014 (20.9), 2010 (22.5)
- Joins **Mike Quick** (1982-90) and **Harold Carmichael** (1971-83) as the only players in Eagles history to register at least three seasons with 1,000+ receiving yards
- Posted a career-high 1,332 receiving yards in 2013, which marks the 2nd-highest single-season total in franchise history, trailing only **Mike Quick** in 1983 (1,409)
- Is tied with **Darren Sproles** for the most punt return TDs (4) in franchise history
- Recorded one of the most memorable plays in franchise history, known by Eagles fans as the "*Miracle at the New Meadowlands*" – a game-winning, 65-yard punt return TD as time expired on 12/19/10 at N.Y. Giants

NOTES TO KNOW

- Has produced the most 60+ yard TDs (24) in NFL history and ranks 2nd in 50+ yard TDs (31), trailing only **Jerry Rice** (36, 1985-2004)
- Owns the 6th-highest career receiving average (17.4) in NFL history, trailing only **Stanley Morgan** (19.2, 1977-90), **Lance Alworth** (18.9, 1962-72), **Don Maynard** (18.7, 1958-73), **James Lofton** (18.3, 1978-93) and **Harold Jackson** (17.9, 1968-83) (min. 500 receptions)
- Among active players, ranks 5th in career receiving yards (10,420), behind **Larry Fitzgerald** (16,990), **Jason Witten** (12,939), **Julio Jones** (11,881) and **Antonio Brown** (11,263)
- Ranks 4th in Eagles history with 6,276 receiving yards, trailing only **Harold Carmichael** (8,978, 1971-83), **Pete Retzalff** (7,412, 1956-66) and **Mike Quick** (6,464, 1982-90)
- Leads the NFL in 40+ yard receptions (65) since 2008

DT MALIK JACKSON 97

6-5 | 290 NFL 8th Year

DOB: Jan. 11, 1990 (Age 29)



Van Nuys, California

Birmingham High School

Tennessee
D5-12 (137th overall) by Denver
Acquired: FA-19



Malik Jackson (first name pronounced muh-LEEK) was signed by the Eagles during the 2019 offseason following a three-year stint with the Jaguars (2016-18). Originally a 5th-round draft choice (137th overall) by the Broncos in 2012, Jackson was a key member of Denver's **Super Bowl 50**-winning defense. He was also named to his first Pro Bowl in 2017 after ranking 5th among NFL DTs with a career-high 8.0 sacks.

MOST SACKS
NFL DEFENSIVE TACKLES IN 2017

Cameron Heyward (Pit.)	12.0
Aaron Donald (LAR)	11.0
Geno Atkins (Cin.)	9.0
Akiem Hicks (Chi.)	8.5
Malik Jackson (Jax.)	8.0

MOST PASSES DEFENSED
NFL DEFENSIVE TACKLES (2015-18)

Ndakumong Suh	17
Malik Jackson	15
Jordan Phillips	14
A'Shawn Robinson	13
Cameron Heyward	12
David Irving	12

MOST GAMES PLAYED
NFL DEFENSIVE TACKLES (2012-18)

121	Malik Jackson
117	Ndamukong Suh
116	Dontari Poe
115	Fletcher Cox
114	Akiem Hicks
114	Ricky Jean Francois

(including playoffs)

From 2015-18, Jackson ranked 9th among NFL DTs in sacks (23.0) and TFLs (36).

MOST CONSECUTIVE GAMES PLAYED
NFL DEFENSIVE TACKLES (LEADING INTO 2019 SEASON)

116	Ndamukong Suh
107	Malik Jackson
99	Damon Harrison
81	Geno Atkins
72	Lawrence Guy

CAREER HIGHLIGHTS

- Named to his first career **Pro Bowl** after ranking 5th among NFL DTs with a career-high 8.0 sacks during the 2017 season
- Played a key role on the Broncos' **Super Bowl 50**-winning defense in 2015. Recovered a fumble by Panthers QB **Cam Newton** and returned it for a TD in the first quarter of **Super Bowl 50**

DT MALIK JACKSON 97

CAREER STATISTICS

			TACKLES					PASS DEFENSE						FUMBLES			DEF SNAPS	
Year	Team	GP/S	Total	Solo	Asst	TFL	Sacks	Int	Yds	Lg	TD	PD	QPH	FF	FR	Yds	No	Pct
2012	Denver	14/0	5	3	2	0	0.0	0	0	--	0	0	4	0	0	0	113	11%
2013	Denver	16/5	42	30	12	11	6.0	0	0	--	0	4	43	1	0	0	591	52%
2014	Denver	16/3	42	33	9	8	3.0	0	0	--	0	4	41	1	0	0	565	52%
2015	Denver	16/16	45	34	11	8	5.0	0	0	--	0	7	51	0	2	-2	824	75%
2016	Jacksonville	16/16	33	28	5	11	6.5	0	0	--	0	4	33	0	1	0	717	67%
2017	Jacksonville	16/16	40	31	9	10	8.0	0	0	--	0	3	31	4	0	0	756	73%
2018	Jacksonville	16/10	32	25	7	7	3.5	0	0	--	0	1	21	0	0	0	628	61%
2019	Philadelphia	1/1	1	0	1	0	0.0	0	0	--	0	0	0	0	0	0	32	4%
Totals		**111/67**	**240**	**184**	**56**	**55**	**32.0**	**0**	**0**	**--**	**0**	**23**	**224**	**6**	**3**	**-2**	**---**	**---**
PLAYOFFS																		
2012	Denver	1/0	0	0	0	0	0.0	0	0	--	0	0	0	0	0	0	3	4%
2013	Denver	3/3	8	7	1	1	1.0	0	0	--	0	2	3	0	0	0	123	72%
2014	Denver	1/1	4	1	3	0	0.0	0	0	--	0	0	5	0	0	0	45	60%
2015	Denver	3/3	9	8	1	1	0.0	0	0	--	0	0	13	0	1	0	174	77%
2017	Jacksonville	3/3	8	6	2	3	1.0	0	0	--	0	1	15	0	0	0	166	76%
Totals		**11/10**	**29**	**22**	**7**	**5**	**2.0**	**0**	**0**	**--**	**0**	**3**	**36**	**0**	**1**	**0**	**---**	**---**

ADDITIONAL STATISTICS

Postseason Fumble Recovery TD: 2/7/16 vs. Carolina (**Super Bowl 50**) (**Cam Newton** fumble forced by **Von Miller**)

CAREER HIGHS

Tackles	7	10/13/13 vs. Jax.
Sacks	2.0	3x, last: 1/1/17 at Ind.
INTs	--	---
PDs	2	6x, last: 12/13/15 vs. Oak.
FFs	1	6x, last: 12/17/17 vs. Hou.
FRs	1	4x, last: 12/11/16 vs. Min.

MULTI-SACK GAMES (6)

Date	Opponent	Yds
1/1/17	at Indianapolis Colts (L, 20-24)	2.0
11/27/16	at Buffalo Bills (L, 21-28)	2.0
10/13/13	vs. Jacksonville Jaguars (W, 35-19)	2.0
12/30/18	at Houston Texans (L, 3-20)	1.5
10/22/17	at Indianapolis Colts (W, 27-0)	1.5
12/20/15	at Pittsburgh Steelers (L, 27-34)	1.5



NOTES TO KNOW

- Leads all NFL DTs with a combined 121 regular-season and postseason games played since 2012. Has appeared in 106 consecutive games, which marks the 2nd-longest active streak by a NFL DT, trailing only **Ndamukong Suh** (115)
- Since 2015, ranks 2nd among NFL DTs with 15 PDs, behind **Ndamukong Suh** (17). Also ranks 9th among NFL DTs in sacks (23.0) and TFLs (36) in that span

SEASON HIGHLIGHTS

2018 - JACKSONVILLE JAGUARS (16/10)

- Registered 32 tackles (25 solo), 7 TFLs, 3.5 sacks and 1 PD for a Jaguars defense that ranked 5th in the NFL in total yards allowed per game (311.4)

2017 - JACKSONVILLE JAGUARS (16/16, 3/3)

- Earned his first career **Pro Bowl** nod after ranking 5th among NFL DTs with a career-high 8.0 sacks, trailing only **Cameron Heyward** (12.0), **Aaron Donald** (11.0), **Geno Atkins** (9.0) and **Akiem Hicks** (8.5). Also ranked 2nd among NFL DTs with a career-high 4 FFs, behind Donald (5)
- Anchored a unit that led all NFL defensive lines in sacks (48.5), FFs (16), hurries (118) and total pressures (202)
- Helped the Jaguars reach their first AFC Championship Game since the 1999 playoffs

2016 - JACKSONVILLE JAGUARS (16/16)

- Tied for the 5th-most sacks (6.5, 2nd-most on the team) by an NFL DT, behind **Geno Atkins** (9.0), **Aaron Donald** (8.0), **Akiem Hicks** (7.0) and **Gerald McCoy** (7.0)

CB CRAIG JAMES 39

5-10 | 195 1st Year

DOB: April 29, 1996 (Age 23)



Edwardsville, Illinois

Edwardsville High School

Southern Illinois
UDFA ('18) by Minnesota
Acquired: FA-19



Originally an undrafted free agent of the Minnesota Vikings, Craig James signed to the Eagles practice squad in 2019 and was elevated to the 53-man roster in Week 2. As a rookie in 2018, he played in three games for the Vikings after spending time on the team's practice squad. Collegiately, James played two years at the University of Minnesota before transferring to Southern Illinois for his junior and senior seasons.

EAGLES SPECIAL TEAMS

2019 TACKLE LEADERS

11	Craig James
10	T.J. Edwards
7	Duke Riley
7	Alex Singleton

BIRDSEED

Attended Edwardsville (IL) High School and was named a three-star recruit by ESPN, Rivals, Scout and 247Sports.

Is the son of Pamela James and has one brother, Cameron.

SEASON HIGHLIGHTS

2019 - PHILADELPHIA EAGLES (12/1)

- Through Week 15, ranks first on the team with 11 special teams tackles
- Logged 3 special teams tackles vs. NE (11/17/19), marking the most by an Eagle in a single game in 2019
- Made the first start of his NFL career in Week 5 vs. NYJ (10/6/19) and recorded his first career tackles (3)
- With the Eagles holding a 34-27 lead with 0:28 seconds remaining at GB (9/26/19) and the Packers facing a second-and-goal at the PHI 3, deflected an **Aaron Rodgers** pass intended for WR **Marquez Valdes-Scantling** that resulted in a game-clinching INT by **Nigel Bradham** in the end zone. His game-saving play happened on just the 3rd defensive snap of his NFL career

2018 - MINNESOTA VIKINGS (3/0)

- Was elevated to the 53-man roster from the Vikings practice squad in Week 13. Played in three games and made his NFL debut at NE (12/2/18)
- Along with Chad Beebe, was one of two players to appear on the Vikings active roster in 2018 after attending the team's rookie mini-camp on a tryout basis

CB CRAIG JAMES 39

CAREER STATISTICS

			TACKLES					PASS DEFENSE						FUMBLES			DEF SNAPS	
Year	Team	GP/S	Total	Solo	Asst	TFL	Sacks	Int	Yds	Lg	TD	PD	QPH	FF	FR	Yds	No	Pct
2018	Minnesota	3/0	0	0	0	0	0.0	0	0	--	0	0	0	0	0	--	0	0%
2019	Philadelphia	12/1	6	5	1	0	0.0	0	0	--	0	2	0	0	0	--	69	8%
Totals		**15/1**	**6**	**5**	**1**	**0**	**0.0**	**0**	**0**	**--**	**0**	**2**	**0**	**0**	**0**	**--**	**---**	**---**

ADDITIONAL STATISTICS

Special Teams Tackles: 11 - 2019 *(11)*

CAREER HIGHS

Tackles	3	10/6/19 vs. NYJ
Sacks	--	---
INTs	--	---
PDs	1	2x, last: 10/6/19 vs. NYJ
FFs	--	---
FRs	--	---

COLLEGE HIGHLIGHTS

- Played at Southern Illinois as a junior (2016) and senior (2017) after beginning his collegiate career at the University of Minnesota
- Totaled 67 tackles, 5 INTs and 25 PDs in 20 career games at Southern Illinois
- Was named to the Missouri Valley Football Conference All-Newcomer Team in 2016 after finishing the season ranked second in the conference in passes defended per game. Led the Salukis with 3 INTs
- Played two years at Minnesota appeared in 18 games for the Golden Gophers. Also served as the team's primary punt returner

TRANSACTIONS

2018	Signed by MIN as UDFA
9/1/18	Waived/Injured by MIN
10/16/18	Signed by MIN to practice squad
11/27/18	Signed by MIN from practice squad to active roster
8/31/19	Waived by MIN
9/3/19	Signed by PHI to practice squad
9/11/19	Signed by PHI from practice squad to active roster
9/17/19	Waived by PHI
9/18/19	Signed by PHI to practice squad
9/24/19	Signed by PHI from practice squad to active roster

2019 GAME-BY-GAME STATISTICS (PHI)

Date	Opp		GP/S	Tot	Solo	Sk	Int	PD	FF	FR	Snaps	Pct
Sep 8	Was	W	EAGLES PRACTICE SQUAD									
Sep 15	at Atl	L	1/0	0	0	0.0	0	0	0	0	1	2%
Sep 22	Det	L	EAGLES PRACTICE SQUAD									
Sep 26	at GB	W	1/0	0	0	0.0	0	1	0	0	2	3%
Oct 6	NYJ	W	1/1	3	2	0.0	0	1	0	0	57	97%
Oct 13	at Min	L	1/0	2	2	0.0	0	0	0	0	5	7%
Oct 20	at Dal	L	1/0	1	1	0.0	0	0	0	0	4	6%
Oct 27	at Buf	W	1/0	0	0	0.0	0	0	0	0	0	0%
Nov 3	Chi	W	1/0	0	0	0.0	0	0	0	0	0	0%
Nov 17	NE	L	1/0	0	0	0.0	0	0	0	0	0	0%
Nov 24	Sea	L	1/0	0	0	0.0	0	0	0	0	0	0%
Dec 1	at Mia	L	1/0	0	0	0.0	0	0	0	0	0	0%
Dec 9	NYG	W	1/0	0	0	0.0	0	0	0	0	0	0%
Dec 15	at Was	W	1/0	0	0	0.0	0	0	0	0	0	0%
Dec 22	Dal											
Dec 29	at NYG											
Totals			**12/1**	**6**	**5**	**0.0**	**0**	**2**	**0**	**0**	**69**	**8%**



WR ALSHON JEFFERY 17

6-3 | 218 8th Year

DOB: Feb. 14, 1990 (Age 29)

St. Matthews, South Carolina

Calhoun County High School

South Carolina
D2-12 (45th overall) by Chicago
Acquired: FA-Chi-17

2014 PRO BOWL

2017



One of the top free agent signings of the 2017 offseason, **Alshon Jeffery** ranks 11th among NFL WRs in receiving TDs (18) and 4th in red zone TDs (16) since joining the Eagles. In 2018, the veteran wideout posted a career-high catch rate (70.7%) as well as his most receptions (65) and receiving yards (843) since 2014, despite missing the first 3 games of the season.

MOST RECEIVING TDs
NFL WIDE RECEIVERS (2017-18)

Antonio Brown	24
DeAndre Hopkins	24
Davante Adams	23
Tyreek Hill	19
Stefon Diggs	17
Alshon Jeffery	15

MOST RED ZONE TDs
NFL WIDE RECEIVERS (2017-18)

Davante Adams	19
DeAndre Hopkins	15
Alshon Jeffery	13
Several players tied	12

THREE-STEP DROP

First job: Doing inventory at a kids store at the mall

Desired talent: Ability to sing

If he could play another sport, what position/team: Point guard or shooting guard, Chicago Bulls

Best player he ever lined up against: "Myself, because you have to beat yourself first before you do anything else."

Player he models his game after: Randy Moss

Favorite movie: *Friday*

Favorite TV shows: *Power* and *Game of Thrones*

Favorite meal: Lasagna

Three favorite throwback jerseys: Michael Jordan, Chicago Bulls; Penny Hardaway, Orlando Magic; Kobe Bryant, Los Angeles Lakers

CAREER HIGHLIGHTS

- Led the Eagles with 219 receiving yards and 3 TDs during their **Super Bowl LII**-winning playoff run. Both totals marked franchise records for receiving yards and receiving TDs in a single postseason
- Caught 3 passes for 73 yards (24.3 avg.) in **Super Bowl LII** at NE (2/4/18), including a 34-yard TD from QB **Nick Foles** that gave the Eagles a 9-3 lead in the first quarter

NOTES TO KNOW

- From 2017-18, ranked 3rd among NFL WRs with 13 red zone TDs, trailing only **Davante Adams** (19) and **DeAndre Hopkins** (15) in that category

CAREER STATISTICS

			RECEIVING					OFF SNAPS	
Year	Team	GP/S	Rec	Yds	Avg	Lg	TD	No	Pct
2012	Chicago	10/6	24	367	15.3	55	3	431	41%
2013	Chicago	16/14	89	1,421	16.0	80t	7	963	91%
2014	Chicago	16/16	85	1,133	13.3	74	10	957	90%
2015	Chicago	9/8	54	807	14.9	50	4	502	46%
2016	Chicago	12/12	52	821	15.8	54	2	692	69%
2017	Philadelphia	16/16	57	789	13.8	53t	9	927	82%
2018	Philadelphia	13/13	65	843	13.0	52	6	770	71%
2019	Philadelphia	10/10	43	490	11.4	38	4	503	49%
Totals		**102/95**	**469**	**6,671**	**14.2**	**80t**	**45**	**---**	**---**
PLAYOFFS									
2017	Philadelphia	3/3	12	219	18.3	53t	3	184	89%
2018	Philadelphia	2/2	11	145	13.2	30	0	111	93%
Totals		**5/5**	**23**	**364**	**15.8**	**53t**	**3**	**---**	**---**

ADDITIONAL STATISTICS

Fumbles/Lost: 6/1 - 2018 *(1/0)*, 2015 *(1/0)*, 2014 *(1/0)*, 2013 *(3/1)*

2-Point Conversions: 3 (all receiving) - 9/10/17 at Was., 10/29/17 vs. SF, 11/19/17 at Dal. **Rushing:** 22-138, 1 TD - 2019 (1-2, 1 TD), 2014 (6-33), 2013 (16-105)

Pass Defensed: 1 - 10/29/17 vs. SF

CAREER HIGHS

Receptions	12	12/1/13 at Min.
Receiving Yards	249	12/1/13 at Min.
Receiving Long	80t	12/1/13 at Min.
Receiving TDs	2	4x, last: 1/21/18 vs. Min. (Conf.)





SEASON HIGHLIGHTS

2019 - PHILADELPHIA EAGLES (10/10)

- Produced 9 receptions for a team-high 137 yards (15.2 avg.) and 1 TD at Mia. (12/1/19). His 137 receiving yards were the 6th-highest single-game total of his career and 2nd-most ever as an Eagle (160 yards on 12/23/18 at LAR)
- Led the Eagles with 4 catches for 64 yards (16.0 avg.) in the win at Buf. (10/27/19). Also logged a season-long 38-yard reception in the third quarter
- Paced the offense with season highs in receptions (10) and receiving yards (76) while adding 1 TD at Min. (10/13/19). Marked his 6th career game with 10+ receptions and first since 11/9/15 at San Diego with Chicago (also 10)
- Caught 3 passes for 38 yards (12.7 avg.) and 1 TD in the win at GB (9/26/19)
- Posted 5 receptions for 49 yards and 1 TD and registered his first career rushing TD in the win vs. Was. (9/18/19). Became the first Eagles WR to record a rushing TD and receiving TD in the same game since **DeSean Jackson** on 10/17/10 at Atlanta. Marked his 6th career multi-TD performance and first since 10/11/18 at N.Y. Giants (2 receiving TDs)

2018 - PHILADELPHIA EAGLES (13/13, 2/2)

- Led the Eagles with 6 receptions for 82 yards (13.7 avg.) in the 16-15 win at Chi. (1/6/19) in the Wild Card Round

BIRDSEED

Jeffery attended Calhoun County (SC) High School, where he was named first-team all-state as a defensive back. As a senior, he caught 35 passes for 740 yards and 14 TDs, averaged 65 yards on kickoff returns and 35 yards on punt returns with 3 TDs and totaled 50 tackles on defense. Jeffery, who was also a standout basketball player, helped lead Calhoun County to four state titles.

@TheWorldof_AJ @calhounpresident

S MALCOLM JENKINS 27

6-0 | 204 11th Year

DOB: Dec. 20, 1987 (Age 32)



Piscataway, New Jersey

Piscataway High School

Ohio State
D1-09 (14th overall) by New Orleans
Acquired: FA-NO-14

AP 2010

PRO BOWL 2019

PRO BOWL 2018

PRO BOWL 2016

2017

2009



Malcolm Jenkins signed with Philadelphia in 2014 and has emerged as a pillar in the Eagles locker room, earning three Pro Bowl nods while also leading the team's **Super Bowl LII**-winning defense. Jenkins is one of only five NFL players to record 6+ INT-TDs since he entered the league with New Orleans in 2009.

MOST INT-TDs

NFL PLAYERS SINCE 2009

Aqib Talib	10
Janoris Jenkins	7
Malcolm Jenkins	6
Jonathan Joseph	6
Charles Tillman	6

NFL PLAYERS SINCE 2014

Aqib Talib	6
Malcolm Jenkins	4
William Gay	4
Janoris Jenkins	4
Trumaine Johnson	4

EAGLES ALL-TIME HISTORY

Eric Allen (1988-94)	5
Malcolm Jenkins (2014-)	4
Sheldon Brown (2002-09)	3
Lito Sheppard (2002-08)	3
Joe Scarpati (1964-69)	3

MOST TACKLES

EAGLES PLAYERS IN 2018

136	Malcolm Jenkins*
97	Nigel Bradham
89	Jordan Hicks
82	Corey Graham

** Career high*

THREE-STEP DROP

First job: **Working in the township parks department in high school**

Favorite movie: ***School Daze***

If he could play another sport, what position/team: **Anchor for the U.S. Olympic track team in the 4x4 relay**

Best player he has lined up against: **Former Lions WR Calvin Johnson**

Favorite athlete growing up: **Ray Lewis**

Three favorite throwback jerseys: **Joe Namath, New York Jets; Sean Taylor, Washington Redskins; Michael Jordan, UNC**

CAREER HIGHLIGHTS

- A member of two **Super Bowl**-winning teams with New Orleans in 2009 (XLIV) and Philadelphia in 2017 (LII)
- Earned **Pro Bowl** honors following the 2015, 2017 and 2018 seasons with the Eagles and was also named second-team **All-Pro** by the *Associated Press* in 2010 with the Saints

NOTES TO KNOW

- Is one of just five NFL players (only safety) with 6 INT-TDs since he entered the league with New Orleans in 2009, joining **Aqib Talib** (10), **Janoris Jenkins** (7), **Jonathan Joseph** (6) and **Charles Tillman** (6)

HUMBLE BEGINNINGS

For a player who won a Super Bowl and played in a Pro Bowl, Jenkins' career did not exactly begin in a blaze of glory. Jenkins was originally a 9-year-old, back-up guard for the Piscataway Braves of his Pop Warner squad in New Jersey. Jenkins recalled that he played just seven plays per game that was mandatory for all players in that league. "All I remember is that I got my seven plays in and from there it was a race to get the free hot dog."



STYLIN' IN THE SECONDARY



Jenkins has immersed himself in the world of fashion and, more specifically, the bow tie. At the suggestion from his wife, Morrisa, Jenkins launched his own company, **Rock Avenue Bow Ties**, which specializes in the design and creation of neck wear and pocket squares and encourages self expression in its customers. For more info, visit **rockavenuebowties.com**.

During the 2017 offseason, Jenkins opened his own custom suite store in Philadelphia, **Damari Savile**.

MALCOLM JENKINS FOUNDATION

Launched in 2010, the **Malcolm Jenkins Foundation** aims to provide resources, experiences and opportunities for the underserved youth. The organization's goal is to inspire and create positive change in the lives of children. Said Jenkins, "For as much as I have been given in life, I feel obligated to give children the guidance, experience and an opportunity. And then watch them take off." For more info, please visit **TheMalcolmJenkinsFoundation.org**.



CELEBRITY FAMILY FEUD

In 2016, Jenkins participated in a NFL version of *Celebrity Family Feud* hosted by Steve Harvey, which aired on July 3. Jenkins and the rest of the NFC defense defeated the AFC offense and collected $25,000 for Got Your 6 charity.

THE WALKING DEAD

After reading *The Zombie Survival Guide* by Max Brooks, Jenkins began collecting an array of different survival tools in what he describes as a "half-hearted attempt at doomsday prepping." Jenkins' favorite TV show is *The Walking Dead*.

BIRDSEED

Jenkins is the son of Willie Lee and Gwendolyn V. Jenkins. His dad is a software engineer for Comcast and his mom is the president of the Malcolm Jenkins Foundation. Jenkins was a leader in the Omega Psi Phi fraternity at Ohio State, graduating with a bachelor's degree in communications.

MOTIVATING VOICES

Jenkins credits many for helping him get to where he is today, but he singled out three people: his father, Lee Jenkins; his high school football and track coach, Larry Lester; and his college coach, Jim Tressel. "My father's best advice was, 'You don't know what you don't know,' meaning you constantly need to learn more. Larry Lester taught me how to prepare and how to train. We'd sometimes be the only two people on the field on a weekend, just trying to get myself better. And Coach Tressel taught me about integrity and how to be a pro before I even became a pro."

BYRON 'WHIZZER' WHITE AWARD

In February 2017, Jenkins was announced as the recipient of the NFLPA's Byron "Whizzer" White Award for his outstanding charitable efforts off the field. As the winner, Jenkins received $100,000 to donate to the charity of his choice. Jenkins joined Brian Dawkins, Troy Vincent and Reggie White as Eagles who have won the Byron "Whizzer" White Award. Byron "Whizzer" White led the NFL in rushing yards in 1938 and 1940 and later served as a Supreme Court Justice from 1962-93.

MALCOLM & MORRISA

Jenkins and his wife, Morrisa, have two daughters, Elle and Selah. Malcolm and Morrisa met on Facebook while he was a senior at Ohio State. "She was at Southern Miss, so we talked on Facebook for a while and I just happened to get drafted by the Saints. New Orleans was only an hour and 10 minutes from where she was in Hattiesburg, so we started hanging out and the rest is history."

Morrisa recently started a company called Meaux Moisture (meauxmoisture.com), which sells all-natural body care products. "I give all the credit for my beard to my wife."

@MalcolmJenkins @malcolmjenkins27

S MALCOLM JENKINS 27

CAREER STATISTICS

			TACKLES					PASS DEFENSE						FUMBLES			DEF SNAPS	
Year	Team	GP/S	Total	Solo	Asst	TFL	Sacks	Int	Yds	Lg	TD	PD	QPH	FF	FR	Yds	No	Pct
2009	New Orleans	14/6	55	49	6	0	0.0	1	14	14	0	4	2	0	0	0	N/A	N/A
2010	New Orleans	15/15	64	54	10	3	1.0	2	105	96t	1	12	1	1	2	0	N/A	N/A
2011	New Orleans	15/15	77	63	14	0	1.0	0	0	--	0	9	4	1	1	30	N/A	N/A
2012	New Orleans	13/13	94	65	29	2	0.0	1	55	55t	1	7	2	0	0	0	873	77%
2013	New Orleans	14/14	68	44	24	4	2.5	2	35	31	0	6	3	2	0	0	819	84%
2014	Philadelphia	16/16	113	68	45	3	0.0	3	67	53t	1	14	0	0	1	0	1153	99%
2015	Philadelphia	16/16	120	92	28	13	0.0	2	99	99t	1	15	0	3	1	0	1214	99%
2016	Philadelphia	16/16	114	82	32	5	1.0	3	98	64t	2	13	3	0	1	0	1019	99%
2017	Philadelphia	16/16	119	83	36	11	1.0	2	0	0	0	12	5	1	1	0	948	92%
2018	Philadelphia	16/16	136	103	33	10	1.0	1	25	25	0	11	6	3	1	0	1039	100%
2019	Philadelphia	14/14	101	69	32	6	2.5	0	0	--	0	9	7	3	0	0	898	100%
Totals		**165/157**	**1,058**	**772**	**286**	**57**	**10.0**	**17**	**498**	**99t**	**6**	**112**	**33**	**14**	**8**	**30**	**---**	**---**
PLAYOFFS																		
2009	New Orleans	2/0	5	5	0	1	0.0	0	0	--	0	1	0	0	0	0	N/A	N/A
2010	New Orleans	0/0	0	0	0	0	0.0	0	0	--	0	0	0	0	0	0	N/A	N/A
2011	New Orleans	2/2	13	12	1	1	1.0	0	0	--	0	1	1	0	0	0	N/A	N/A
2013	New Orleans	2/2	8	4	4	0	0.0	0	0	--	0	0	0	0	0	0	118	100%
2017	Philadelphia	3/3	21	16	5	0	0.0	0	0	--	0	3	2	0	0	0	206	100%
2018	Philadelphia	2/2	18	13	5	2	0.0	0	0	--	0	0	0	0	0	0	141	100%
Totals		**11/9**	**65**	**50**	**15**	**4**	**1.0**	**0**	**0**	**--**	**0**	**5**	**3**	**0**	**0**	**0**	**---**	**---**

ADDITIONAL STATISTICS

Blocked Field Goals: 3 - 9/22/19 vs. Det. (**Matt Prater**), 12/17/17 at NYG (**Aldrick Rosas**), 11/25/12 vs. SF (**David Akers**)

Special Teams FFs: 3 - 2014 (1), 2009 (2) **Special Teams FRs:** 1 - 2009 (1) **Lost Fumbles:** 1 - 2017 (1)

Special Teams Tackles: 43 - 2019 (1), 2018 (4), 2017 (8), 2016 (3), 2015 (9), 2014 (4), 2013 (1), 2010 (4), 2009 (9)

CAREER HIGHS

Tackles	14	2x, last: 12/16/18 at LAR
Sacks	2.0	11/24/19 vs. Sea.
INTs	2	2x, last: 12/22/16 vs. NYG
PDs	3	10x, last: 2/4/18 at NE (SB)
FFs	2	9/27/15 at NYJ
FRs	1	8x, last: 10/28/18 at Jax.



SEASON HIGHLIGHTS

2019 - PHILADELPHIA EAGLES (14/14)

- Combined for 6 tackles, including 1 TFL, while adding 2 PDs and 1 FF in the 23-17 overtime win vs. NYG (12/9/19)
- Led the Eagles' 6.0-sack performance with a career-high 2.0 sacks of Seahawks QB **Russell Wilson** vs. Sea. (11/24/19)
- Registered his 2nd FF of the season against Vikings RB **Alexander Mattison** (recovered by **Kamu Grugier-Hill**) with two minutes remaining in the game at Min. (10/13/19)
- Blocked a 46-yard FG attempt by Lions K **Matt Prater** to keep the Eagles' deficit at a 24-27 score with 1:53 remaining vs. Det. (9/22/19). Became the first Eagle to block a FG since **Treyvon Hester** in the 2018 NFC Wild Card on 1/6/19 at Chicago (Bears K **Cody Parkey**)
- Forced a fumble by Falcons TE **Luke Stocker** in the third quarter at Atl. (9/15/19)

2018 - PHILADELPHIA EAGLES (16/16, 2/2)

- Totaled a career-high-tying 14 tackles (10 solo) in the 30-23 victory at LAR (12/16/18). Also registered 2 TFL as well as 1 QB pressure and hit

2019 GAME-BY-GAME STATISTICS (PHI)

Date	Opp		GP/S	Tot	Solo	Sk	Int	PD	FF	FR	Snaps	Pct
Sep 8	Was	W	1/1	7	4	0.0	0	0	0	0	64	100%
Sep 15	at Atl	L	1/1	4	2	0.0	0	0	1	0	66	100%
Sep 22	Det	L	1/1	8	5	0.0	0	1	0	0	64	100%
Sep 26	at GB	W	1/1	7	4	0.0	0	0	0	0	81	100%
Oct 6	NYJ	W	1/1	5	4	0.0	0	1	0	0	59	100%
Oct 13	at Min	L	1/1	11	9	0.0	0	1	1	0	71	100%
Oct 20	at Dal	L	1/1	8	6	0.0	0	0	0	0	70	100%
Oct 27	at Buf	W	1/1	8	5	0.0	0	1	0	0	62	100%
Nov 3	Chi	W	1/1	6	3	0.5	0	0	0	0	45	100%
Nov 17	NE	L	1/1	8	6	0.0	0	0	0	0	74	100%
Nov 24	Sea	L	1/1	8	5	2.0	0	0	0	0	65	100%
Dec 1	at Mia	L	1/1	11	8	0.0	0	2	0	0	72	100%
Dec 9	NYG	W	1/1	6	4	0.0	0	2	1	0	52	100%
Dec 15	at Was	W	1/1	4	4	0.0	0	1	0	0	53	100%
Dec 22	Dal											
Dec 29	at NYG											
Totals			**14/14**	**101**	**69**	**2.5**	**0**	**9**	**3**	**0**	**898**	**100%**



TOUCHDOWNS (7)

Date	Opponent	TDs
12/6/15	at New England Patriots (W, 35-28)	99-yard INT
12/12/10	vs. St. Louis Rams (W, 31-13)	96-yard INT
10/16/16	at Washington Redskins (L, 20-27)	64-yard INT
11/18/12	at Oakland Raiders (W, 38-17)	55-yard INT
9/28/14	at San Francisco 49ers (L, 21-26)	53-yard INT
12/22/16	vs. New York Giants (W, 24-19)	34-yard INT
12/26/11	vs. Atlanta Falcons (W, 45-16)	30-yard FR

2018 GAME-BY-GAME STATISTICS (PHI)

Date	Opp		GP/S	Tot	Solo	Sk	Int	PD	FF	FR	Snaps	Pct
Sep 6	Atl	W	1/1	4	2	0.0	0	0	0	0	70	100%
Sep 16	at TB	L	1/1	9	5	0.0	0	0	1	0	58	100%
Sep 23	Ind	W	1/1	5	4	0.0	0	2	0	0	59	100%
Sep 30	at Ten	L	1/1	9	8	0.0	0	1	0	0	70	99%
Oct 7	Min	L	1/1	9	7	0.0	0	0	0	0	62	100%
Oct 11	at NYG	W	1/1	10	7	0.0	0	0	0	0	65	100%
Oct 21	Car	L	1/1	10	6	0.0	0	2	0	0	59	100%
Oct 28	at Jax	W	1/1	7	7	0.0	0	2	0	1	64	100%
Nov 11	Dal	L	1/1	13	10	0.0	0	0	1	0	69	100%
Nov 18	at NO	L	1/1	10	8	0.0	0	0	0	0	70	100%
Nov 25	NYG	W	1/1	8	6	0.0	1	3	1	0	62	100%
Dec 3	Was	W	1/1	4	3	1.0	0	0	0	0	45	100%
Dec 9	at Dal	L	1/1	12	10	0.0	0	0	0	0	99	100%
Dec 16	at LAR	W	1/1	14	10	0.0	0	0	0	0	76	100%
Dec 23	Hou	W	1/1	8	6	0.0	0	0	0	0	65	100%
Dec 30	at Was	W	1/1	4	4	0.0	0	1	0	0	45	100%
Totals			**16/16**	**136**	**103**	**1.0**	**1**	**11**	**3**	**1**	**1039**	**100%**
PLAYOFFS												
Jan 6	at Chi	W	1/1	7	5	0.0	0	0	0	0	64	100%
Jan 13	at NO	L	1/1	11	8	0.0	0	0	0	0	77	100%
Totals			**2/2**	**18**	**13**	**0.0**	**0**	**0**	**0**	**0**	**141**	**100%**

SEASON HIGHLIGHTS (Continued)

- Recorded 8 tackles (6 solo), 1 INT, 3 PDs and 1 FF in the 25-22 win vs. NYG (11/25/18). Intercepted Giants QB **Eli Manning** at the PHI 2 and returned the ball 25 yards to the PHI 27 at the end of the second quarter
- Recovered a fumble forced by **Avonte Maddox** and returned the ball 11 yards in the win at Jax. (10/28/18)
- Punched the ball out of Buccaneers WR **Mike Evans**' hands (recovered by **Jordan Hicks**) at TB (9/6/18)

2017 - PHILADELPHIA EAGLES (16/16, 3/3)

- Earned his second career **Pro Bowl** nod after finishing the regular season with a team-high 119 tackles, which marked the 2nd-highest total of his career (120 in 2015)
- Led the Eagles with 3 PDs in **Super Bowl LII** at NE (2/4/18), which tied a single-game career high
- With the Raiders threatening to break a 10-10 tie late in the fourth quarter vs. Oak. (12/25/17), ripped the ball away from RB **Jalen Richard** and recovered the fumble
- Blocked his 2nd career FG in the fourth quarter at NYG (12/17/17) to preserve Philadelphia's lead in an eventual 34-29 win that secured a first-round playoff bye
- Snagged an INT for the 2nd consecutive game when he picked off Bears QB **Mitchell Trubisky** vs. Chi. (11/26/17)
- Registered his first INT of the season in Week 11 at Dal. (11/19/17) when he picked off Cowboys QB **Dak Prescott** in the end zone during the fourth quarter

DT TIM JERNIGAN 93

6-2 | 295 | 6th Year

DOB: Sept. 24, 1992 (Age 27)

Lake City, Florida

Columbia High School

Florida State
D2-14 (48th overall) by Baltimore
Acquired: T-Bal-17

2017

Originally selected by the Ravens in the 2nd round (48th overall) of the 2014 NFL Draft, Tim Jernigan was acquired by the Eagles in a trade with Baltimore during the 2017 off-season. In 2017, Jernigan totaled 33 tackles (21 solo), including a career-high-tying 9 TFLs (T-6th among NFL DTs), 2.5 sacks and 18 QB pressures and hits.



TACKLES FOR LOSS

NFL DEFENSIVE TACKLES IN 2017

Aaron Donald (LAR)	15
Grady Jarrett (Atl.)	15
Gerald McCoy (TB)	13
Jurrell Casey (Ten.)	12
Geno Atkins (Cin.)	10
Tim Jernigan* (Phi.)	9
Several players tied	9

EAGLES PLAYERS IN 2017

Brandon Graham	16
Vinny Curry	13
Malcolm Jenkins	11
Tim Jernigan*	9
Derek Barnett	9

** career-high-tying 9 TFLs*

THREE-STEP DROP

First job: Bag boy at Winn-Dixie

Hobbies: Antique cars. Owns 1964 and 1972 Chevrolet Impalas

Bucket list: Learning how to ski

If he could play another sport: "Every big man dreams of being a point guard. I would've definitely been a point guard if I could've had it my way."

Best players he's lined up against: Mike and Maurkice Pouncey

Favorite athletes: Muhammad Ali, Mike Tyson, Terrell Owens

Moment left star struck: Meeting Michael Vick after playing the Steelers in 2015

Favorite movie: *Next Friday*

Favorite TV show: *Power*

Favorite music: Rick Ross

SEASON HIGHLIGHTS

2019 - PHILADELPHIA EAGLES (8/7)

- Logged 4 tackles, including 1 TFL, and 5 QB pressures/hits at Mia. (12/1/19)
- Registered Philadelphia's first sack of the 2019 season when he brought down **Case Keenum** for a 10-yard loss in the 2nd quarter vs. Was. (9/8/19)

2018 - PHILADELPHIA EAGLES (3/3, 2/1)

- Recorded a split-sack of Saints QB **Drew Brees** with **Chris Long** in the Divisional Round matchup at NO (1/13/19)
- Teamed with **Brandon Graham** to take down Bears QB **Mitchell Trubisky** in the 16-15 Wild Card victory at Chi. (1/6/19)

DT TIM JERNIGAN 93

CAREER STATISTICS																		
			TACKLES					PASS DEFENSE						FUMBLES			DEF SNAPS	
Year	Team	GP/S	Total	Solo	Asst	TFL	Sacks	Int	Yds	Lg	TD	PD	QPH	FF	FR	Yds	No	Pct
2014	Baltimore	12/3	23	11	12	3	4.0	0	0	--	0	0	18	0	0	0	304	28%
2015	Baltimore	15/6	37	18	19	4	4.0	0	0	--	0	0	24	0	0	0	531	50%
2016	Baltimore	16/15	31	16	15	9	5.0	1	0	0	0	3	19	0	1	0	630	60%
2017	Philadelphia	15/15	34	21	13	9	2.5	0	0	--	0	0	18	0	0	0	492	48%
2018	Philadelphia	3/3	4	3	1	1	0.0	0	0	--	0	0	1	0	0	0	46	4%
2019	Philadelphia	8/7	9	6	3	2	1.0	0	0	--	0	0	8	0	0	0	222	25%
Totals		**69/49**	**138**	**75**	**63**	**28**	**16.5**	**1**	**0**	**0**	**0**	**3**	**88**	**0**	**1**	**0**	**---**	**---**
PLAYOFFS																		
2014	Baltimore	1/0	2	2	0	1	1.0	0	0	--	0	0	2	0	0	0	18	26%
2017	Philadelphia	3/3	7	2	5	0	0.0	0	0	--	0	0	2	0	0	0	95	46%
2018	Philadelphia	2/1	4	2	2	1	1.0	0	0	--	0	0	3	0	0	0	58	41%
Totals		**6/4**	**13**	**6**	**7**	**2**	**2.0**	**0**	**0**	**--**	**0**	**0**	**7**	**0**	**0**	**0**	**---**	**---**

CAREER HIGHS		
Tackles	6	3x, last: 9/18/16 at Cle.
Sacks	2.0	12/14/14 vs. Jax.
INTs	1	11/6/16 vs. Pit.
PDs	2	9/25/16 at Jax.
FFs	--	---
FRs	1	10/23/16 at NYJ



SEASON HIGHLIGHTS (Continued)

2017 - PHILADELPHIA EAGLES (15/15, 3/3)

- Tied for 6th among NFL DTs with a career-high-tying 9 TFLs, behind **Aaron Donald** (15), **Grady Jarrett** (15), **Gerald McCoy** (13), **Jurrell Casey** (12) and **Geno Atkins** (10)
- Sacked Cowboys QB **Dak Prescott** in the fourth quarter of the 37-9 win at Dal. (11/19/17)
- Combined with **Brandon Graham** to sack Chiefs QB **Alex Smith** at KC (9/7/17)
- Recorded his first sack as an Eagle against Redskins QB **Kirk Cousins** in the 30-17 win at Was. (9/10/17). Became the first Eagles DL to post a sack in his first game with the team since **Fletcher Cox** on 9/9/12 at Cleveland

2016 - BALTIMORE RAVENS (16/15)

- Produced 31 tackles (16 solo) and registered career highs with 5.0 sacks and 9 TFL
- Intercepted a Steelers QB **Ben Roethlisberger** pass tipped by DT **Brandon Williams** for his first career INT in the 21-14 victory vs. Pit. (11/6/16)
- Recorded his first career fumble recovery and tallied 4 tackles, 2 hurries and 1.0 sack at NYJ (10/23/16)
- Posted 2 tackles, a career-high 2 PDs (one of which led to an INT) and 1.0 sack in the 19-17 win at Jax. (9/25/16)
- Tied his career-high with 6 tackles (4 solo) and notched 1.0 sack, 3 hurries and 2 TFL in a 25-20 win at Cle. (9/18/16)

BIRDSEED

Jernigan prepped at Columbia High School (Lake City, FL), where he earned U.S. Army All-American and All-USA first-team defense recognition (*USA Today*), was named to the 2010 All-First Coast first-team (*Florida Times-Union*) and was rated a five-star defensive lineman (*Scout.com*). Jernigan recorded 77 tackles, 32 TFL, 14.0 sacks and 1 INT as a senior, while also scoring 4 goal-line TDs as a short-yardage running back.

DT TIM JERNIGAN 93

2019 GAME-BY-GAME STATISTICS (PHI)												
Date	**Opp**		**GP/S**	**Tot**	**Solo**	**Sk**	**Int**	**PD**	**FF**	**FR**	**Snaps**	**Pct**
Sep 8	Was	W	1/0	1	1	1.0	0	0	0	0	24	38%
Sep 15	at Atl	L	1/1	1	0	0.0	0	0	0	0	26	39%
Sep 22	Det	L	0/0	INACTIVE (FOOT)								
Sep 26	at GB	W	0/0	INACTIVE (FOOT)								
Oct 6	NYJ	W	0/0	INACTIVE (FOOT)								
Oct 13	at Min	L	0/0	INACTIVE (FOOT)								
Oct 20	at Dal	L	0/0	INACTIVE (FOOT)								
Oct 27	at Buf	W	0/0	INACTIVE (FOOT)								
Nov 3	Chi	W	1/1	1	1	0.0	0	0	0	0	16	36%
Nov 17	NE	L	1/1	1	1	0.0	0	0	0	0	29	39%
Nov 24	Sea	L	1/1	0	0	0.0	0	0	0	0	33	51%
Dec 1	at Mia	L	1/1	4	3	0.0	0	0	0	0	42	58%
Dec 9	NYG	W	1/1	1	0	0.0	0	0	0	0	23	44%
Dec 15	at Was	W	1/1	1	0	0.0	0	0	0	0	29	55%
Dec 22	Dal											
Dec 29	at NYG											
Totals			**8/7**	**10**	**6**	**1.0**	**0**	**0**	**0**	**0**	**222**	**25%**

2018 GAME-BY-GAME STATISTICS (PHI)												
Date	**Opp**		**GP/S**	**Tot**	**Solo**	**Sk**	**Int**	**PD**	**FF**	**FR**	**Snaps**	**Pct**
Sep 6	Atl	W	0/0	RESERVE/NFI LIST (BACK)								
Sep 16	at TB	L	0/0	RESERVE/NFI LIST (BACK)								
Sep 23	Ind	W	0/0	RESERVE/NFI LIST (BACK)								
Sep 30	at Ten	L	0/0	RESERVE/NFI LIST (BACK)								
Oct 7	Min	L	0/0	RESERVE/NFI LIST (BACK)								
Oct 11	at NYG	W	0/0	RESERVE/NFI LIST (BACK)								
Oct 21	Car	L	0/0	RESERVE/NFI LIST (BACK)								
Oct 28	at Jax	W	0/0	RESERVE/NFI LIST (BACK)								
Nov 11	Dal	L	0/0	RESERVE/NFI LIST (BACK)								
Nov 18	at NO	L	0/0	RESERVE/NFI LIST (BACK)								
Nov 25	NYG	W	1/1	1	1	0.0	0	0	0	0	20	32%
Dec 3	Was	W	0/0	DID NOT PLAY								
Dec 9	at Dal	L	0/0	INACTIVE (BACK)								
Dec 16	at LAR	W	0/0	INACTIVE (BACK)								
Dec 23	Hou	W	1/1	2	2	0.0	0	0	0	0	17	26%
Dec 30	at Was	W	1/1	1	0	0.0	0	0	0	0	9	20%
Totals			**3/3**	**4**	**3**	**0.0**	**0**	**0**	**0**	**0**	**46**	**4%**
PLAYOFFS												
Jan 6	at Chi	W	1/1	1	1	0.5	0	0	0	0	22	34%
Jan 13	at NO	L	1/0	3	1	0.5	0	0	0	0	36	47%
Totals			**2/1**	**4**	**2**	**1.0**	**0**	**0**	**0**	**0**	**58**	**41%**



SEASON HIGHLIGHTS (Continued)

2015 - BALTIMORE RAVENS (15/6)

- Established a career high with 37 tackles (18 solo) and added 4.0 sacks for a second consecutive season
- Led all Ravens defensive linemen with a career-high-tying 6 tackles at Cin. (1/3/16)
- Posted a career-high 6 tackles (3 solo) vs. KC (12/20/15)

2014 - BALTIMORE RAVENS (12/3, 1/0)

- Contributed 23 tackles (11 solo) and 4.0 sacks as a rookie
- Saw action in his first career postseason game, posting 2 tackles and 1.0 sack in the Divisional playoff at NE (1/10/15)
- Started his first career game vs. Jax. (12/14/14), tallying 4 tackles (3 solo) and a career-high 2.0 sacks

COLLEGE HIGHLIGHTS

- Played in 40 games (16 starts) at Florida State, totaling 139 tackles (73 solo), 25 TFL, 8.5 sacks, 1 PD and 1 FR
- Registered a career-high 63 tackles (35 solo), a team-high 11 TFL and 4.5 sacks, helping lead the NCAA's No. 3 overall defense (281.4 ypg) as a junior in 2013
- Helped the Seminoles win the BCS National Championship over Auburn in a dramatic 34-31 game
- Named a first-team (*The NFL Draft Report* and *ESPN.com*) and second-team (*Football Writers Association*, *Associated Press*, *USA Today*, *CBSSports.com* and *Sports Illustrated*) All-American and earned first-team All-Atlantic Coast Conference accolades (league coaches) in 2013

TRANSACTIONS

2014	Drafted by BAL in 2nd round (48th overall) *Signed 4-year contract*
4/4/17	Traded with 2017 3rd-round draft choice (99th overall) from BAL to PHI for 2017 3rd-round draft choice (74th overall)
11/9/17	Signed by PHI to 4-year contract extension through 2021
7/26/18	Placed on Active/Non-Football Injury List
9/1/18	Placed on Reserve/Non-Football Injury List
11/20/18	Activated from Reserve/Non-Football Injury List
4/25/19	Agreed to terms with PHI on 1-year contract

T LANE JOHNSON 65

6-6 | 317 NFL **7th Year**

DOB: May 8, 1990 (Age 29)



Oklahoma
D1-13 (4th overall)
by Philadelphia



Lane Johnson was originally selected by the Eagles with the No. 4-overall pick in the 2013 NFL Draft. One of the league's top offensive tackles, Johnson is a two-time Pro Bowler (2018, 2019) and was named first-team All-Pro following the 2017 season, when he played a vital role on Philadelphia's **Super Bowl LII**-winning offensive line.

THREE STEP DROP

Hobbies: Hunting and fishing

Favorite movie: *Forrest Gump*

Favorite TV show: *Impractical Jokers*

First job: Grave digger in high school

Biggest pet peeve: Drivers that take a long time to make a turn

Favorite teams/athletes growing up: Houston Rockets, Green Bay Packers & Brett Favre

If he could play another sport, what position/team: Small forward, Houston Rockets

Three favorite throwback jerseys: Hakeem Olajuwon, Houston Rockets; Michael Vick, Atlanta Falcons; Bo Jackson, Los Angeles Raiders

CAREER HIGHLIGHTS

- Has been voted to two career **Pro Bowls** (2018, 2019) and was named first-team **All-Pro** following the 2017 season, when he played a vital role on the Eagles' **Super Bowl LII**-winning offensive line
- In 2017, helped the Eagles rank 3rd in the NFL in offensive points (414, tied) and rushing offense (132.2) and 7th in total offense (365.8)
- Started all 16 games in 2015, opening 14 contests at RT and his first 2 career starts at LT at Dal. (11/8/15) and vs. Mia. (11/15/15)
- Opened 12 contests at RT in 2014, helping pave the way for the NFL's 3rd-leading rusher, **LeSean McCoy** (1,319 yards). Allowed just 1 sack
- In 2013, helped the Eagles set then-team records in points (442) and total yards (6,676). Was part of an offensive line that blocked for the NFL's leading rusher, **LeSean McCoy** (team-record 1,607 yards)
- Made his debut at Was. (9/9/13), becoming the first Eagles rookie to start at tackle on opening day since **John Welbourn** in 1999

COLLEGE HIGHLIGHTS

- As a senior in 2012, started 11 games at LT and garnered third-team All-America accolades from *CBSSports.com* and second-team All-Big 12 honors from the league's coaches

LIFE IN THE FAST LANE

Johnson did not start playing football until the 7th grade when he was a quarterback for his middle school team in Coldspring, TX. He earned all-state honors as a QB in high school, but did not receive a scholarship offer.

He began his college career at Kilgore (TX) College, where, at 202 pounds, he quarterbacked the Rangers in 2008. After transfering to Oklahoma as a tight end in 2009, he redshirted for one year before playing tight end and defensive end in 2010.

He finally settled in as a right tackle in 2011 before moving to the left side in 2012.

MOTHER'S INFLUENCE

Johnson credits his mother, Ray Ann, for being where he is today. Ray Ann has a degree in criminal justice and works as a social worker with death-row inmates at a prison in Riverside, TX. Lane was proud to purchase his mother a new home in 2014.

"She was a single mother and she raised me by herself. She didn't have a lot, but she made sure I was happy."

FAMILY TIES

Johnson leans on the advice of his father-in-law, John Goodman, who played defensive line for the Pittsburgh Steelers from 1981-85.

"He's been a mentor to me. He's been in my shoes - been there, done that. He's taught me how to best work through adversity and the tough times."

SMALL TOWN ROOTS

Johnson's graduating class from Groveton High School consisted of just 35 students. In fact, Groveton's listed population in 2010 was just 1,057.

Johnson played quarterback and safety at Groveton, where he was an all-region and honorable mention all-state selection. Johnson also lettered in track and field, as he placed 4th in the shot put at the state's track championships. He was also a member of Groveton's baseball and basketball teams.

BIRDSEED

Johnson and his wife, Chelsea, reside in Edmond, OK. They have two sons, Jace and Channing; a daughter, Journey Lane; and a dog, Mox. Johnson majored in human relations at Oklahoma.

@Lanejohnson65 @lanejohnson65

CAREER STATISTICS						
			STARTS		OFF SNAPS	
Year	Team	GP/S	LT	RT	No	Pct
2013	Philadelphia	16/16	0	16	1102	100%
2014	Philadelphia	12/12	0	12	889	76%
2015	Philadelphia	16/16	2	14	1156	100%
2016	Philadelphia	6/6	0	6	407	36%
2017	Philadelphia	15/15	0	15	964	85%
2018	Philadelphia	15/15	0	15	962	88%
2019	Philadelphia	12/12	0	12	773	75%
Totals		**92/92**	**2**	**90**	**---**	**---**
PLAYOFFS						
2013	Philadelphia	1/1	0	1	58	100%
2017	Philadelphia	3/3	0	3	207	100%
2018	Philadelphia	2/2	0	2	119	100%
Totals		**6/6**	**0**	**6**	**---**	**---**



COLLEGE HIGHLIGHTS (Continued)

- Anchored a Sooner offense that ranked 12th in the nation with 497.9 total yards per game and posted a team-best 123 knockdowns. Led the Big 12 with 19 TD-resulting blocks
- Started 12 games at RT as a junior in 2011 as the Sooners ranked 10th in the nation in scoring (39.5 ppg), 5th in offense (512.3 ypg) and 5th in passing (349.4 ypg), while allowing the 7th-fewest sacks in the nation (11)
- Began his sophomore season in 2010 as a TE before converting to the defensive line
- Was a two-time Academic All-Big 12 first-team honoree
- Redshirted in 2009 after transferring from Kilgore (TX)
- Appeared in 9 games as a reserve QB at Kilgore, completing 32 of 61 passes for 510 yards, 3 TDs and 7 INTs, while adding 24 yards and 1 TD on 17 carries

TRANSACTIONS

2013	Drafted by PHI in 1st round (4th overall)
	Signed 4-year contract
7/23/14	Suspended by NFL for 4 games
9/29/14	Activated from reserve/suspended list
1/29/16	Signed 6-year contract through 2021
10/11/16	Suspended by NFL for 10 games
12/20/16	Activated from reserve/suspended list
11/29/19	Signed 4-year contract extension with PHI through 2025.

P CAMERON JOHNSTON 1

5-11 | 194 2nd Year

DOB: Feb. 24, 1992 (Age 27)



Ohio State
UDFA ('17) by Philadelphia
Acquired: FA-18

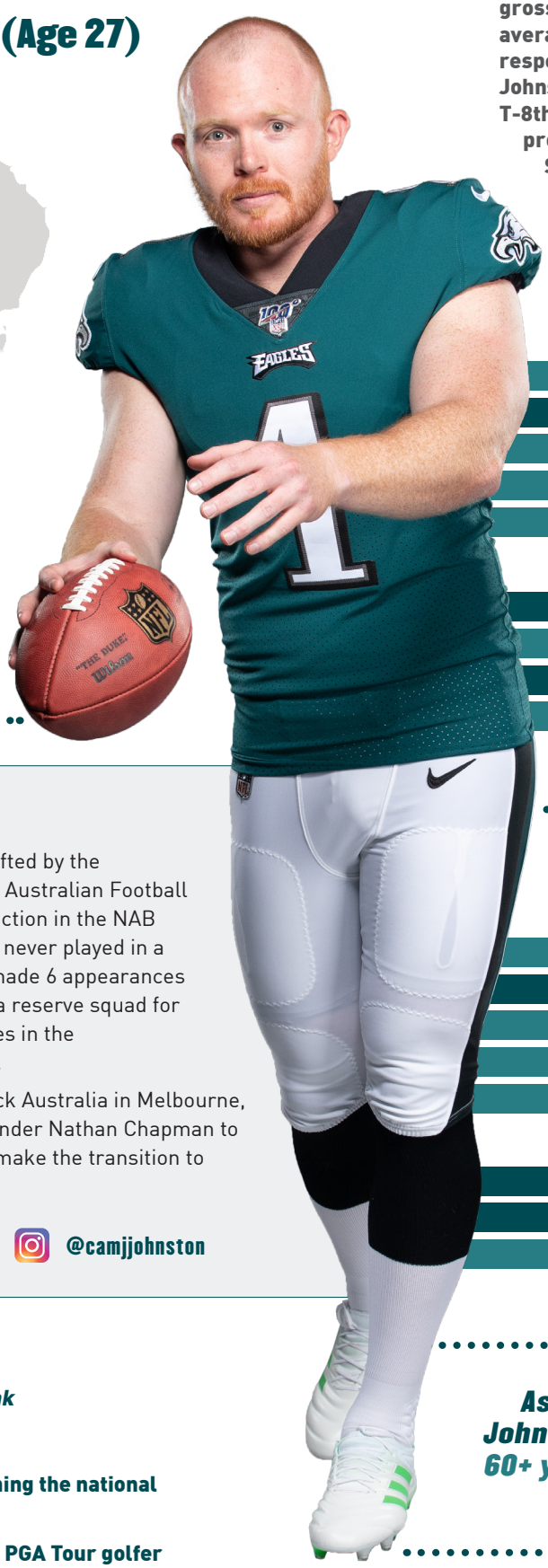

In his first NFL season (2018), **Cameron Johnston** established single-season franchise records in gross punting average (48.1) and net punting average (42.7), ranking 3rd and 4th in the NFL, respectively, in those categories. Additionally, Johnston ranked T-5th in 60+ yard punts (5) and T-8th in 50+ yard punts (28). The Aussie punter produced a record-breaking career at Ohio State, where he collected All-America and All-Big Ten accolades.

GROSS PUNTING AVERAGE

NFL PLAYERS SINCE 2018

Andy Lee (Ari.)	48.4
Cameron Johnston (Phi.)	47.6
Johnny Hekker (LAR)	47.5
Brett Kern (Ten.)	47.3
Tress Way (Was.)	47.2

EAGLES SINGLE-SEASON HISTORY

Cameron Johnston (2018)	48.15
Joe Muha (1948)	47.26
Cameron Johnston (2019)	47.10
Donnie Jones (2015)	46.95

(min. 40 attempts)

NET PUNTING AVERAGE

NFL PLAYERS SINCE 2018

Thomas Morstead (NO)	43.0
Cameron Johnston (Phi.)	42.8
Johnny Hekker (LAR)	42.8
Brett Kern (Ten.)	42.6
Logan Cooke (Jax.)	42.6

EAGLES SINGLE-SEASON HISTORY

Cameron Johnston (2019)	42.9
Cameron Johnston (2018)	42.7
Donnie Jones (2015)	41.6

(min. 40 attempts)

BIRDSEED

In 2010, Johnston was drafted by the Melbourne Demons of the Australian Football League with the 52nd selection in the NAB Rookie Draft. Although he never played in a game for Melbourne, he made 6 appearances for the Casey Scorpions, a reserve squad for Melbourne which competes in the Victorian Football League.

Johnston trained at Prokick Australia in Melbourne, where he worked with founder Nathan Chapman to hone his craft in order to make the transition to American football.

@Cam_Johnston @camjjohnston

THREE-STEP DROP

Favorite TV show: *Prison Break*

Favorite music: Country

Favorite sports moment: Winning the national championship at Ohio State

If he could play another sport: PGA Tour golfer

As a first-year player in 2018, Johnston ranked T-5th in the NFL in 60+ yard punts (5) and T-8th in 50+ yard punts (28).

P CAMERON JOHNSTON 1

CAREER STATISTICS														
Year	Team	GP	No	Yds	Avg	Opp Ret	Yds	TB	Net Yds	Net Avg	In20	Lg	Blk	ST
2018	Philadelphia	16	61	2,937	48.1	31	194	7	2,603	42.7	24	68	0	1
2019	Philadelphia	14	60	2,826	47.1	27	175	4	2,571	42.9	24	61	0	2
Totals		**30**	**121**	**5,763**	**47.6**	**58**	**369**	**11**	**5,174**	**42.8**	**48**	**68**	**0**	**3**
PLAYOFFS														
2018	Philadelphia	2	10	467	46.7	3	8	0	459	45.9	4	54	0	0
Totals		**2**	**10**	**467**	**46.7**	**3**	**8**	**0**	**459**	**45.9**	**4**	**54**	**0**	**0**



CAREER HIGHS		
Punts	8	2x, last: 12/9/19 vs. NYG
Punt Yards	387	2x, last: 12/9/19 vs. NYG
Punt Long	68	9/30/18 at Ten.
Inside 20	5	12/9/19 vs. NYG
Gross Average	56.0	9/16/18 at TB
Net Average	52.3	12/16/18 at LAR

TOP-10 LONGEST PUNTS		
Date	**Opponent**	**Yds**
9/30/18	at Tennessee Titans (L, 23-26) (OT)	68
9/16/18	at Tampa Bay Buccaneers (L, 21-27)	65
9/6/18	vs. Atlanta Falcons (W, 18-12)	65
9/16/18	at Tampa Bay Buccaneers (L, 21-27)	63
11/17/19	vs. New England Patriots (L, 10-17)	61
12/9/19	vs. New York Giants (W, 23-17)	60
10/27/19	at Buffalo Bills (W, 31-13)	60
10/6/19	vs. New York Jets (W, 31-6)	60
10/28/18	at Jacksonville Jaguars (W, 24-18)	60
11/25/18	vs. New York Giants (W, 25-22)	59

CAREER HIGHLIGHTS

- In 2018, established Eagles single-season records in gross punting average (48.1) and net punting average (42.7)

SEASON HIGHLIGHTS

2019 - PHILADELPHIA EAGLES (14/0)

- Landed a career-high 5 punts inside the 20 vs. NYG (12/9/19). Also tied career highs in punts (8) and punt yards (387)
- Logged a career-high 8 punts vs. NE (11/17/19), placing two punts inside the 20 and registered a season-long 61-yarder
- Booted 3 of 5 punts inside the 20-yard line in the win vs. NYJ (10/6/19), including a season-long 60-yard punt. Marked the second straight game that he landed 3 punts inside the 20
- Produced season highs in gross average (52.3) and net average (49.3) while recording 3 punts of 50+ yards (52, 54 and 57) at Atl. (9/15/19). His gross and net averages marked the 2nd-highest single-game totals of his career in each category. His net average of 49.3 marked the 2nd-highest single-game net average in franchise history (min. 4 punts)
- Recorded punts of 52, 54 and 48 yards to post a 51.3 gross average and 47.7 net average in the win vs. Was. (9/8/19). His 51.3 gross average was the 6th-best single-game mark of his career and his 47.7 net average was his 4th-highest

2018 - PHILADELPHIA EAGLES (16/0, 2/0)

- Set single-season team records in gross punting average (48.1) and net punting average (42.7). Placed 3rd and 4th, respectively, in the NFL in those categories
- Ranked T-5th in the NFL in 60+ yard punts (5), trailing only **Michael Dickson** (11), **Lac Edwards** (8), **Matt Haack** (8) and **Andy Lee** (8). Also finished T-8th in 50+ yard punts (28)

COLLEGE HIGHLIGHTS

- Finished 2nd all-time in Ohio State history with a 44.9 punting average, trailing only **Andy Groom** (45.0). Also landed 109 punts inside the 20-yard line, shattering the previous Ohio State career record of 78
- In 2016, was named Big Ten Eddleman-Fields Punter of the Year, earned first-team All-Big Ten honors and was a second-team All-America selection
- Named second-team All-Big Ten and was a semifinalist for the Ray Guy Award after ranking 2nd in the Big Ten in punting average (43.9) in 2015



2019 GAME-BY-GAME STATISTICS (PHI)

Date	Opp		No	Yds	Avg	Net	TB	In20	Lg	Blk
Sep 8	Was	W	3	154	51.3	47.7	0	1	54	0
Sep 15	at Atl	L	4	209	52.3	49.3	0	3	57	0
Sep 22	Det	L	3	144	48.0	40.0	0	1	57	0
Sep 26	at GB	W	4	167	41.8	41.8	0	3	51	0
Oct 6	NYJ	W	5	234	46.8	44.4	0	3	60	0
Oct 13	at Min	L	3	131	43.7	41.7	0	1	47	0
Oct 20	at Dal	L	3	152	50.7	46.7	0	0	52	0
Oct 27	at Buf	W	4	184	46.0	36.0	2	0	60	0
Nov 3	Chi	W	5	245	49.0	41.8	0	1	53	0
Nov 17	NE	L	8	387	48.4	43.0	1	2	61	0
Nov 24	Sea	L	4	164	41.0	36.0	0	0	46	0
Dec 1	at Mia	L	3	128	42.7	42.7	0	2	46	0
Dec 9	NYG	W	8	387	48.4	44.5	1	5	60	0
Dec 15	at Was	W	3	140	46.7	44.0	0	2	54	0
Dec 22	Dal									
Dec 29	at NYG									
Totals			**60**	**2,826**	**47.1**	**42.9**	**4**	**24**	**61**	**0**

2018 GAME-BY-GAME STATISTICS (PHI)

Date	Opp		No	Yds	Avg	Net	TB	In20	Lg	Blk
Sep 6	Atl	W	6	313	52.2	47.0	1	1	65	0
Sep 16	at TB	L	5	280	56.0	46.2	1	3	65	0
Sep 23	Ind	W	3	128	42.7	42.0	0	0	52	0
Sep 30	at Ten	L	6	308	51.3	40.0	3	2	68	0
Oct 7	Min	L	4	187	46.8	41.3	0	2	57	0
Oct 11	at NYG	W	5	240	48.0	48.0	0	2	53	0
Oct 21	Car	L	3	135	45.0	41.0	0	1	53	0
Oct 28	at Jax	W	3	155	51.7	41.3	0	0	60	0
Nov 11	Dal	L	2	88	44.0	44.0	0	2	49	0
Nov 18	at NO	L	4	159	39.8	36.5	0	2	46	0
Nov 25	NYG	W	4	201	50.3	39.0	1	2	59	0
Dec 3	Was	W	2	93	46.5	46.0	0	1	50	0
Dec 9	at Dal	L	6	276	46.0	43.7	0	3	53	0
Dec 16	at LAR	W	3	155	51.7	52.3	0	2	56	0
Dec 23	Hou	W	2	96	48.0	34.0	1	0	48	0
Dec 30	at Was	W	3	123	41.0	34.3	0	1	45	0
Totals			**61**	**2,937**	**48.1**	**42.7**	**7**	**24**	**68**	**0**
PLAYOFFS										
Jan 6	at Chi	W	5	226	45.2	45.2	0	1	53	0
Jan 13	at NO	L	5	241	48.2	46.6	0	3	54	0
Totals			**10**	**467**	**46.7**	**45.9**	**0**	**4**	**54**	**0**

COLLEGE HIGHLIGHTS (Continued)

- Earned honorable mention All-Big Ten recognition and was a semifinalist for the Ray Guy Award after leading the Big Ten in punting average (45.1) in 2014

TRANSACTIONS

2017 Signed by PHI as undrafted free agent
9/2/17 Waived by PHI
1/3/18 Signed by PHI to reserve/future contract

CB SIDNEY JONES 22

6-0 | 181 2nd Year

DOB: May 21, 1996 (Age 23)



Washington
D2-17 (43rd overall) by Philadelphia



Sidney Jones was originally selected by the Eagles in the 2nd round (43rd overall) of the 2017 NFL Draft. Jones attended the University of Washington, where he was a two-time first-team All-Pac-12 selection (2015-16) and second-team All-America honoree in 2016. In 40 career games with the Huskies, Jones posted 145 tackles, 30 PDs, 9 INTs, 6 FFs and 3 FRs.

CAREER INTERCEPTIONS

WASHINGTON PLAYERS (SINCE 1996)

Marcus Peters (2012-14)	11
Sean Parker (2010-13)	11
Derrick Johnson (2000-04)	11
Sidney Jones (2014-16)	9
Evan Benjamin (2002-05)	8
Tony Parrish (1996-97)	8

THREE-STEP DROP

Nickname: Sid the Kid

Bucket list: Skydiving

Surprisingly good at: Cooking

If he could play another sport, what position/team: Center, L.A. Lakers

Players he models his game after: Marcus Peters, Richard Sherman, Desmond Trufant

Favorite athletes growing up: Randy Moss, Kobe Bryant

Favorite movie: *Transformers*

Favorite music: Hip Hop, R&B

Favorite meal: Pasta

Three favorite throwback jerseys: Kobe Bryant, Los Angeles Lakers; Kevin Durant, Seattle Supersonics; Allen Iverson, Philadelphia 76ers

SEASON HIGHLIGHTS

2019 - PHILADELPHIA EAGLES (10/4)

- Recorded his 1st career INT when he picked off Falcons QB **Matt Ryan** and returned the ball 1 yard to the ATL 41 with 0:41 remaining in the first half at Atl. (9/15/19)

2018 - PHILADELPHIA EAGLES (9/4, 0/0)

- Made his first career start as a nickel cornerback in the 34-13 win at NYG (10/11/18)
- Recorded a career-high 8 tackles (7 solo) vs. Min. (10/7/18)

2017 - PHILADELPHIA EAGLES (13/13, 0/0)

- Activated from the Non-Football Injury List (Achilles) to the 53-man roster in Week 17 and recorded 3 tackles (2 solo) in his NFL debut vs. Dal. (12/31/17). Saw action in 29 defensive snaps at cornerback and 7 special teams snaps on the punt return unit

CB SIDNEY JONES 22

CAREER STATISTICS																			
			TACKLES					PASS DEFENSE						FUMBLES			DEF SNAPS	
Year	Team	GP/S	Total	Solo	Asst	TFL	Sacks	Int	Yds	Lg	TD	PD	QPH	FF	FR	Yds	No	Pct
2017	Philadelphia	1/0	3	2	1	0	0.0	0	0	--	0	0	0	0	0	--	29	3%
2018	Philadelphia	9/4	36	27	9	1	0.0	0	0	--	0	3	0	0	0	--	322	31%
2019	Philadelphia	10/4	21	19	2	1	0.0	1	1	--	0	6	0	0	0	--	224	25%
Totals		**20/8**	**60**	**48**	**12**	**2**	**0.0**	**1**	**1**	**--**	**0**	**9**	**0**	**0**	**0**	**--**	**---**	**---**
PLAYOFFS																		
2017	Philadelphia	0/0	0	0	0	0	0.0	0	0	--	0	0	0	0	0	--	0	0%
2018	Philadelphia	0/0	0	0	0	0	0.0	0	0	--	0	0	0	0	0	--	0	0%
Totals		**0/0**	**0**	**0**	**0**	**0**	**0.0**	**0**	**0**	**--**	**0**	**0**	**0**	**0**	**0**	**--**	**---**	**---**

CAREER HIGHS		
Tackles	8	10/7/18 at NYG
Sacks	--	---
INTs	1	9/15/19 at Atl.
PDs	2	9/22/19 vs. Det.
FFs	--	---
FRs	--	---



COLLEGE HIGHLIGHTS

- In 2016, was named second-team All-America (*Sports Illustrated*, Football Writers) while garnering first-team All-Pac-12 accolades
- Started all 14 games in 2016 and finished with 9 PDs, 3 INTs and 2 FFs. Named the Pac-12 Player of the Week after intercepting two passes and adding two other PDs in a win at California (11/5/16). Totaled 3 tackles and 1 FF in the Pac-12 Championship Game victory vs. Colorado (12/2/16)
- Started all 13 games in 2015 and finished the year as the Pac-12 leader in PDs (14). Forced a fumble, picked it up and ran 70 yards for a TD vs. California (9/26/15). Returned a 35-yard INT for a TD against Utah (11/7/15). Notched a 69-yard INT-TD and 3 other PDs vs. Washington State (11/27/15)

TRANSACTIONS

2017 Drafted by PHI in 2nd round (43rd overall)
Signed 4-year contract
9/1/17 Placed on Reserve/Non-Football Injury List
12/30/17 Activated to 53-man roster

BIRDSEED

Jones prepped at West Covina (CA) High School, where he was named Hacienda League Defensive Player of the Year and earned first-team All-CIF Southern Section Southeast Division honors at defensive back as a senior in 2013. Jones, who played cornerback, free safety, running back and wide receiver while also returning kicks and punts for the Bulldogs, helped lead West Covina into the CIF Southern Section Southeast Division playoffs that year as well.

As a junior in 2012, Jones received first-team All-CIF SS Southeast Division and first-team All-Hacienda League honors at defensive back and helped lead the Bulldogs to the CIF-SS Southeast Division semifinals. As a sophomore in 2011, West Covina finished the season 13-1 and won the CIF-SS Southeast Division, beating La Serna, 84-21, in the championship game. That squad scored 240 points in four postseason contests.

@SidneyJonesIV @sidneyjonesiv

CB SIDNEY JONES 22

2019 GAME-BY-GAME STATISTICS (PHI)

Date	Opp		GP/S	Tot	Solo	Sk	Int	PD	FF	FR	Snaps	Pct
Sep 8	Was	W	1/0	4	3	0.0	0	1	0	0	32	50%
Sep 15	at Atl	L	1/1	6	6	0.0	1	1	0	0	32	48%
Sep 22	Det	L	1/1	5	4	0.0	0	2	0	0	49	77%
Sep 26	at GB	W	1/1	2	2	0.0	0	0	0	0	10	12%
Oct 6	NYJ	W	0/0	DID NOT PLAY								
Oct 13	at Min	L	1/1	2	2	0.0	0	0	0	0	52	73%
Oct 20	at Dal	L	0/0	DID NOT PLAY								
Oct 27	at Buf	W	1/0	0	0	0.0	0	1	0	0	45	73%
Nov 3	Chi	W	0/0	INACTIVE								
Nov 17	NE	L	1/0	0	0	0.0	0	0	0	0	0	0%
Nov 24	Sea	L	1/0	0	0	0.0	0	0	0	0	0	0%
Dec 1	at Mia	L	0/0	INACTIVE								
Dec 9	NYG	W	1/0	0	0	0.0	0	1	0	0	1	2%
Dec 15	at Was	W	1/0	2	2	0.0	0	0	0	0	3	6%
Dec 22	Dal											
Dec 29	at NYG											
Totals			**10/4**	**21**	**19**	**0.0**	**1**	**6**	**0**	**0**	**224**	**25%**



2018 GAME-BY-GAME STATISTICS (PHI)

Date	Opp		GP/S	Tot	Solo	Sk	Int	PD	FF	FR	Snaps	Pct
Sep 6	Atl	W	1/0	4	2	0.0	0	0	0	0	45	64%
Sep 16	at TB	L	1/0	2	0	0.0	0	0	0	0	31	53%
Sep 23	Ind	W	1/0	5	4	0.0	0	1	0	0	46	78%
Sep 30	at Ten	L	1/0	3	3	0.0	0	1	0	0	48	68%
Oct 7	Min	L	1/0	8	7	0.0	0	0	0	0	40	65%
Oct 11	at NYG	W	1/1	1	0	0.0	0	0	0	0	8	12%
Oct 21	Car	L	0/0	INACTIVE (HAMSTRING)								
Oct 28	at Jax	W	0/0	INACTIVE (HAMSTRING)								
Nov 11	Dal	L	0/0	INACTIVE (HAMSTRING)								
Nov 18	at NO	L	1/1	3	2	0.0	0	0	0	0	22	31%
Nov 25	NYG	W	0/0	INACTIVE (HAMSTRING)								
Dec 3	Was	W	1/1	4	3	0.0	0	0	0	0	45	100%
Dec 9	at Dal	L	1/1	6	6	0.0	0	1	0	0	37	37%
Dec 16	at LAR	W	0/0	INACTIVE (HAMSTRING)								
Dec 23	Hou	W	0/0	INACTIVE (HAMSTRING)								
Dec 30	at Was	W	0/0	INACTIVE (HAMSTRING)								
Totals			**9/4**	**36**	**27**	**0.0**	**0**	**3**	**0**	**0**	**322**	**31%**
PLAYOFFS												
Jan 6	at Chi	W	0/0	INACTIVE (HAMSTRING)								
Jan 13	at NO	L	0/0	INACTIVE (HAMSTRING)								
Totals			**0/0**	**0**	**0**	**0.0**	**0**	**0**	**0**	**0**	**0**	**0%**

2017 GAME-BY-GAME STATISTICS (PHI)

Date	Opp		GP/S	Tot	Solo	Sk	Int	PD	FF	FR	Snaps	Pct
Sep 10	at Was	W	0/0	NON-FOOTBALL INJURY LIST (ACHILLES)								
Sep 17	at KC	L	0/0	NON-FOOTBALL INJURY LIST (ACHILLES)								
Sep 24	NYG	W	0/0	NON-FOOTBALL INJURY LIST (ACHILLES)								
Oct 1	at LAC	W	0/0	NON-FOOTBALL INJURY LIST (ACHILLES)								
Oct 8	Ari	W	0/0	NON-FOOTBALL INJURY LIST (ACHILLES)								
Oct 12	at Car	W	0/0	NON-FOOTBALL INJURY LIST (ACHILLES)								
Oct 23	Was	W	0/0	NON-FOOTBALL INJURY LIST (ACHILLES)								
Oct 29	SF	W	0/0	NON-FOOTBALL INJURY LIST (ACHILLES)								
Nov 5	Den	W	0/0	NON-FOOTBALL INJURY LIST (ACHILLES)								
Nov 19	at Dal	W	0/0	NON-FOOTBALL INJURY LIST (ACHILLES)								
Nov 26	Chi	W	0/0	NON-FOOTBALL INJURY LIST (ACHILLES)								
Dec 3	at Sea	L	0/0	NON-FOOTBALL INJURY LIST (ACHILLES)								
Dec 10	at LAR	W	0/0	NON-FOOTBALL INJURY LIST (ACHILLES)								
Dec 17	at NYG	W	0/0	NON-FOOTBALL INJURY LIST (ACHILLES)								
Dec 25	Oak	W	0/0	NON-FOOTBALL INJURY LIST (ACHILLES)								
Dec 31	Dal	L	1/0	3	2	0.0	0	0	0	0	29	43%
Totals			**1/0**	**3**	**2**	**0.0**	**0**	**0**	**0**	**0**	**29**	**3%**
PLAYOFFS												
Jan 13	Atl	W	0/0	INACTIVE (HAMSTRING)								
Jan 21	Min	W	0/0	INACTIVE								
Feb 4	at NE	W	0/0	INACTIVE								
Totals			**0/0**	**0**	**0**	**0.0**	**0**	**0**	**0**	**0**	**0**	**0%**

C JASON KELCE 62

6-3 | 295 9th Year

DOB: Nov. 5, 1987 (Age 32)



Cincinnati
D6a-11 (191st overall) by Philadelphia



Originally selected by the Eagles in the 6th round (191st overall) of the 2011 NFL Draft out of the University of Cincinnati, **Jason Kelce** is a two-time All-Pro (2017, 2018) and Pro Bowl (2015, 2017) selection and **Super Bowl LII** champion. Kelce has started 73 consecutive games, which marks the 2nd-longest active streak among NFL centers, trailing only **Ben Jones** (80).

THREE-STEP DROP

If he could play another sport: **Center for the Philadelphia Flyers**

First job: **Worked a youth hockey camp when he was 14 years old**

First football team: **Played LB and FB for the Roxboro Rockets in 7th grade**

Three items needed on deserted island: **Duct tape, lighter, fishing pole**

Three favorite throwback jerseys: **Chuck Bednarik, Philadelphia Eagles**
Jim Brown, Cleveland Browns
Wayne Gretzky, Edmonton Oilers

Pregame ritual: **Listens to Christmas music and combs his beard**

Favorite movies: ***The Big Lebowski*** and ***The Last Gladiators***

Favorite teams/athletes as a kid: **All Cleveland teams. Michael Jordan, Wayne Gretzky and Jerome Bettis**

CAREER HIGHLIGHTS

- In 2018, named first-team **All-Pro** by the *Associated Press* for a second straight season after allowing only 1.0 sack in 16 games started. He was integral in helping block for a unit that ranked 3rd in the NFL in offensive points per game (27.0) from Weeks 12-18, when the Eagles finished the season 5-1 en route to their second consecutive playoff berth
- Named first-team **All-Pro** by the *Associated Press* after playing an integral role on the Eagles' **Super Bowl LII**-winning offensive line. In 2017, helped the team rank 3rd in the NFL in offensive points (414, tied) and rushing offense (132.2) as well as 7th in total offense (365.8)
- In 2016, earned his second **Pro Bowl** nod in three seasons after seeing action in all 1,133 of the Eagles' offensive snaps
- Voted to the **Pro Bowl** for the first time in 2014, becoming the first Eagles center to gain such recognition since **Jim Ringo** was named to his 10th Pro Bowl following the 1967 campaign
- Was the recipient of the team's **Ed Block Courage Award** in 2013. The award honors those NFL players who exemplify commitment to the principles of sportsmanship and courage and is given by a vote of the team for efforts as well as individual performance
- In 2013, helped the Eagles set a team record with 6,676 total yards and a then-team record 442 points



HUNGRY DOGS RUN FASTER

Dressed in Mummers regalia at the podium atop the steps of the Philadelphia Museum of Art, Kelce closed the Eagles' Parade of Champions with an emotional, powerful and memorable speech that solidified his unique place in Philadelphia folklore. Inspired by the "underdog" theme associated with the Eagles' playoff run, Kelce delivered an ode to his teammates and the resilient spirit of the city of Philadelphia.

"It was a very real moment for myself and I think that the fans and really everybody watching it picked up on that as well, that it was really coming from the heart. It wasn't some sort of show, even though it might have looked like it with the Mummer outfit and all the spectacle around it. It was something that came from a burning place down inside that had been engrained through a lot of hard work, a lot of failures, a lot of success throughout my entire career, and the same thing with the city and this entire organization."

FOOTBALL IS FAMILY

Kelce comes from a football lineage, as his younger brother, Travis, was a teammate at Cincinnati (2008-10) as a tight end and was drafted by Kansas City in 2013. His uncle, Don Blalock, played defensive tackle for Purdue (1976-77) and his grandfather, Don Blalock, played football at Ohio University.

BIRDSEED

Kelce is the son of Donna and Ed Kelce. Donna works in banking, while Ed is a sales rep in the steel business. He cites his dad as the biggest influence on his career.

Kelce and his wife, Kylie, have two dogs, Winnie and Baloo. Kelce graduated from Cincinnati with a bachelor's degree in marketing.

CAREER STATISTICS					
			STARTS	OFF SNAPS	
Year	Team	GP/S	C	No	Pct
2011	Philadelphia	16/16	16	N/A	N/A
2012	Philadelphia	2/2	2	136	12%
2013	Philadelphia	16/16	16	1095	99%
2014	Philadelphia	12/12	12	828	70%
2015	Philadelphia	16/16	16	1156	100%
2016	Philadelphia	16/16	16	1133	100%
2017	Philadelphia	16/16	16	1079	95%
2018	Philadelphia	16/16	16	1037	95%
2019	Philadelphia	14/14	14	1,037	100%
Totals		**124/124**	**124**	**---**	**---**
PLAYOFFS					
2013	Philadelphia	1/1	1	58	100%
2017	Philadelphia	3/3	3	207	100%
2018	Philadelphia	2/2	2	119	100%
Totals		**6/6**	**6**	**---**	**---**

SEASON HIGHLIGHTS (Continued)

- Was named to *Dallas Morning News* columnist Rick Gosselin's NFL All-Rookie team after starting all 16 games for an offense that set a team record in first downs (356)
- Became the first Eagles rookie offensive lineman to start all 16 games since **Doug Brzezineski** did so in 1999 and the first rookie in team history to start every game at center

COLLEGE HIGHLIGHTS

- Started his final 38 games at Cincinnati during a 47-game career – 26 at left guard and 12 at center
- Started 12 games at center in 2010, and was an All-American honorable mention and All-Big East Conference first-team selection by *The NFL Draft Report*
- As a junior in 2009, earned All-Big East Conference second-team honors while starting all 13 games at left guard
- In 2008, earned Sophomore All-American third-team and All-Big East Conference second-team honors from *The NFL Draft Report* in his first season as a starter
- In 2007, the former walk-on linebacker added more than 40 pounds to his frame during the offseason, shifting to the offensive line, where he competed in nine games as a reserve at center and both offensive guard positions
- Joined the team as a walk-on in 2006, earning Scout Team Defensive Player of the Year honors as a 240-pound LB

TRANSACTIONS

2011 Drafted by PHI in 6th round (191st overall)
Signed 4-year contract
9/8/12 Placed on Injured Reserve (knee)
2/27/14 Signed by PHI to a 7-year contract through 2020
3/2/19 Agreed to terms with PHI on a 1-year contract extension through 2021

CB Cre'Von LeBlanc 34

5-10 | 190 NFL **4th Year**

DOB: July 25, 1994 (Age 25)

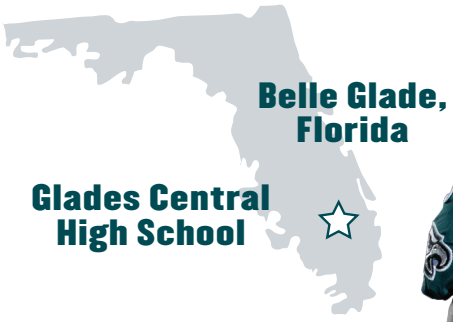

Florida Atlantic
UDFA ('16) by
New England
Acquired: W-Det-18



Cre'Von LeBlanc was claimed by the Eagles off waivers from Detroit in Week 10 of 2018 and quickly earned a prominent role on defense. LeBlanc saw action in 8 regular-season games (4 starts) in midnight green, totaling 32 tackles (26 solo) and 5 PDs, while adding 11 stops (8 solo), 3 PDs and 1 INT (**Drew Brees** - Divisional Round at New Orleans) in 2 playoff contests. A Florida native, LeBlanc was originally signed by New England as an undrafted free agent and spent the first two years of his career with the Bears.

MOST INTERCEPTIONS

NFL ROOKIES IN 2016

Briean Boddy-Calhoun (Cle.)	3
Artie Burns (Pit.)	3
Deion Jones (Atl.)	3
Cre'Von LeBlanc (Chi.)	2
Several players tied	2

NFL UNDRAFTED ROOKIES IN 2016

Briean Boddy-Calhoun (Cle.)	3
Cre'Von LeBlanc (Chi.)	2
Several players tied	1

SEASON HIGHLIGHTS

2018 - LIONS & EAGLES (11/4, 2/1)

- Intercepted **Drew Brees** on the Saints' first play from scrimmage of the Divisional Round playoff game at NO (1/13/19). Became the first NFL player to record an INT on an opponent's first play from scrimmage in a playoff game since **Domonique Rodgers-Cromartie** vs. Green Bay on 1/10/10 with Arizona. Finished the game with 7 tackles and 2 PDs
- Logged a career-high 8 tackles (7 solo) and a PD in the team's Week 15 win at LAR (12/16/18)
- Started his first game as an Eagle vs. Was. (12/3/18) and notched 5 tackles, including a TFL, and 1 PD

2017 - CHICAGO BEARS (15/1)

- Saw action in a career-high 15 games (1 start) and finished with 15 tackles (12 solo), 1.0 sack, 3 PDs and 1 FF

2016 - CHICAGO BEARS (13/9)

- Started nine games as a rookie and finished the season with 46 tackles, two INTs, 10 PDs and a TD. Also logged five punt returns for 43 yards (8.6 avg.)
- Logged the second pick of his career when he intercepted Vikings QB **Sam Bradford** in the end zone at Min. (1/1/17)
- Returned his first NFL interception for a TD when he picked off Lions QB **Matthew Stafford** at Det. (12/11/16). The 24-yard INT return gave Chicago a 17-13 lead in the fourth quarter

COLLEGE HIGHLIGHTS

- Earned All-Conference USA honors and was named the Owls' defensive MVP after notching four INTs during his senior season (2015)

CB Cre'Von LeBlanc 34

CAREER STATISTICS

			TACKLES					PASS DEFENSE						FUMBLES			DEF SNAPS	
Year	Team	GP/S	Total	Solo	Asst	TFL	Sacks	Int	Yds	Lg	TD	PD	QPH	FF	FR	Yds	No	Pct
2016	Chicago	13/9	46	36	10	0	0.0	2	24	24t	1	10	0	0	0	0	695	65%
2017	Chicago	15/1	15	12	3	0	1.0	0	0	--	0	3	0	1	0	0	212	20%
2018	Detroit	3/0	2	2	0	0	0.0	0	0	--	0	0	0	0	0	0	29	6%
	Philadelphia	8/4	32	26	6	1	0.0	0	0	--	0	5	0	0	0	0	351	34%
	Totals	*11/4*	*34*	*28*	*6*	*1*	*0.0*	*0*	*0*	--	*0*	*5*	*0*	*0*	*0*	*0*	---	---
2019	Philadelphia	3/0	0	0	0	0	0.0	0	0	--	0	0	0	0	0	0	23	3%
Totals		**42/14**	**95**	**76**	**19**	**1**	**1.0**	**2**	**24**	**24t**	**1**	**18**	**0**	**1**	**0**	**0**	**---**	**---**
PLAYOFFS																		
2018	Philadelphia	2/1	11	8	3	0	0.0	1	0	0	0	3	0	0	0	0	108	77%
Totals		**2/1**	**11**	**8**	**3**	**0**	**0.0**	**1**	**0**	**0**	**0**	**3**	**0**	**0**	**0**	**0**	**---**	**---**

ADDITIONAL STATISTICS

Punt Returns: 5-43 - 2016 *(5-43)* **Special Teams Tackles:** 3 - 2018 *(1)*, 2017 *(2)* **Postseason Special Teams Tackles:** 1 - 2018 *(1)*

CAREER HIGHS

Tackles	8	12/16/18 at LAR
Sacks	1.0	11/12/17 vs. GB
INTs	1	3x, last: 1/13/19 at NO (Div.)
PDs	3	2x, last: 12/11/16
FFs	1	11/26/17 at Phi.
FRs	--	---

2019 GAME-BY-GAME STATISTICS (PHI)

Date	Opp		GP/S	Tot	Solo	Sk	Int	PD	FF	FR	Snaps	Pct
Sep 8	Was	W	0/0	INJURED RESERVE								
Sep 15	at Atl	L	0/0	INJURED RESERVE								
Sep 22	Det	L	0/0	INJURED RESERVE								
Sep 26	at GB	W	0/0	INJURED RESERVE								
Oct 6	NYJ	W	0/0	INJURED RESERVE								
Oct 13	at Min	L	0/0	INJURED RESERVE								
Oct 20	at Dal	L	0/0	INJURED RESERVE								
Oct 27	at Buf	W	0/0	INJURED RESERVE								
Nov 3	Chi	W	0/0	INJURED RESERVE								
Nov 17	NE	L	0/0	INJURED RESERVE								
Nov 24	Sea	L	0/0	INJURED RESERVE								
Dec 1	at Mia	L	1/0	0	0	0.0	0	0	0	0	17	24%
Dec 9	NYG	W	1/0	0	0	0.0	0	0	0	0	4	8%
Dec 15	at Was	W	1/0	0	0	0.0	0	0	0	0	2	4%
Dec 22	Dal											
Dec 29	at NYG											
Totals			**3/0**	**0**	**0**	**0.0**	**0**	**0**	**0**	**0**	**23**	**3%**



COLLEGE HIGHLIGHTS (Continued)

- Logged the first two INTs of his career as a junior in 2014. Returned the first pick of his career 76 yards for a TD against University of Texas at San Antonio

TRANSACTIONS

2016	Signed by NE as UDFA
9/3/16	Waived by NE
9/4/16	Claimed by CHI off waivers from NE
9/1/18	Waived by CHI
9/3/18	Signed by DET to practice squad
10/6/18	Signed by DET from practice squad to active roster
11/3/18	Waived by DET
11/5/18	Claimed by PHI off waivers from DET
9/2/19	Signed by PHI to 1-year contract extension
	Placed on Injured Reserve
11/30/19	Activated from Injured Reserve

LS RICK LOVATO 45

6-2 | 249 3rd Year

DOB: Sept. 9, 1992 (Age 27)

Middletown, New Jersey

Middletown South High School

Old Dominion

UDFA ('15) by Chicago

Acquired: FA-16



2017

Rick Lovato was signed by the Eagles in Week 15 of 2016 and has helped bring stability and success to Philadelphia's special teams units. In his first full season as the long snapper in 2017, Lovato helped rookie kicker Jake Elliott connect on the longest FGs in Eagles regular-season (61 yards) and postseason history (53 yards). In 2018, he snapped for first-year punter Cameron Johnston, who set franchise records in both gross punting average (48.1) and net punting average (42.7).

CAREER HIGHLIGHTS

- In 2018, snapped for first-year punter **Cameron Johnston**, who set team records in both gross punting average (48.1) and net punting average (42.7)
- In his first full season as Philadelphia's long snapper in 2017, helped rookie kicker **Jake Elliott** kick the longest FGs in Eagles regular-season (61 yards) and playoff history (53 yards)

COLLEGE HIGHLIGHTS

- Served as Old Dominion's long snapper in all 50 games during his four-year career. Earned FCS All-America honors in 2012

TRANSACTIONS

2015	Signed by CHI as UDFA
8/31/15	Waived by CHI
12/22/15	Signed by GB
9/3/16	Waived by GB
11/19/16	Signed by WAS
11/29/16	Waived by WAS
12/12/16	Signed by PHI
11/19/19	Signed 4-year contract extension with PHI through 2025

BIRDSEED

Lovato began long-snapping as a freshman at Middletown South (NJ) High School, where he also played center and defensive line. Following his senior year, Lovato was named third-team all-Monmouth County and was an all-conference selection.

@TheSnappingLife @ricklovato45

THREE-STEP DROP

First job: Worked at his dad's sub shop

Hobbies: Playing guitar and skateboarding

Surprisingly good at: "Flexibility. I'm probably the most flexible person on the team."

Favorite athlete growing up: Derek Jeter

Favorite movie: *Fast and Furious*

Favorite TV show: *The Office*

CAREER SERVICE			
			ST
Year	**Team**	**GP**	**T**
2015	Green Bay	2	0
2016	Washington	2	0
	Philadelphia	3	0
	Totals	*5*	*0*
2017	Philadelphia	16	4
2018	Philadelphia	16	3
2019	Philadelphia	14	5
Totals		**53**	**12**
PLAYOFFS			
2015	Green Bay	2	0
2017	Philadelphia	3	0
2018	Philadelphia	2	0
Totals		**7**	**0**

CB AVONTE MADDOX 29

5-9 | 184 2nd Year

DOB: March 31, 1996 (Age 23)



Pittsburgh
D4a-18 (125th overall)
by Philadelphia



Originally selected by the Eagles in the 4th round (125th overall) of the 2018 NFL Draft, Avonte Maddox put his versatility on display as a rookie and played a valuable role at the cornerback, nickel and safety positions. One of the top defensive backs in the ACC during his time at the University of Pittsburgh, the Detroit native produced 183 tackles (136 solo), 42 PDs, 8 INTs (including 2 TDs), 7.0 sacks, 3 FFs and 1 FR in 46 career games.

MOST INTERCEPTIONS

ACC PLAYERS (2015-17)

T. Washington (Louisville)	10
Greg Stroman (Va. Tech)	9
C. Tankersley (Clemson)	9
Chucky Williams (Louisville)	9
Avonte Maddox (Pitt)	8
Lukas Denis (BC)	8
T. McFadden (FSU)	8

ACC PLAYERS (2015-17)

Avonte Maddox	8
Dane Jackson	3
Terrish Webb	3
Jordan Whitehead	3
Saleem Brightwell	2
Matt Galambos	2
Ryan Lewis	2

MOST SACKS

ACC DEFENSIVE BACKS IN 2017

4.0	Avonte Maddox (Pitt)
3.0	C.J. Avery (Louisville)
3.0	Shawn Boone (NC State)
2.0	Amari Carter (Miami)
2.0	Terrell Edmunds (Va. Tech)
2.0	Mook Reynolds (Va. Tech)
2.0	M.J. Stewart (UNC)

THREE-STEP DROP

Hobbies: Bowling and playing video games

Surprisingly good at: Playing the piano

Favorite movie: *All About the Benjamins*

Favorite TV show: *The Flash*

Favorite music: R&B and hip-hop

Favorite meal: Crab legs and shrimp

If he could play another sport, what position/team: Shortstop, Detroit Tigers

SEASON HIGHLIGHTS

2018 - PHILADELPHIA EAGLES (13/9, 2/2)

- Registered a split sack of Texans QB **Deshaun Watson** vs. Hou. (12/23/18)
- Intercepted Rams QB **Jared Goff** in the 30-23 road win at LAR (12/16/18)
- Forced a fumble of Jaguars WR **Keelan Cole** at Jax. (10/28/18) which was recovered by **Malcolm Jenkins**. Became the 1st Eagles rookie DB to force a fumble since **Brandon Boykin** on 12/23/12 (vs. Was.)
- Made his 1st-career start and played every defensive snap vs. Min. (10/7/18)
- Picked off **Marcus Mariota** for his 1st-career INT at Ten. (9/30/18). The takeaway set up a 27-yard FG to give the Eagles a 10-3 halftime lead

CB AVONTE MADDOX 29

CAREER STATISTICS																		
			TACKLES					PASS DEFENSE						FUMBLES			DEF SNAPS	
Year	Team	GP/S	Total	Solo	Asst	TFL	Sacks	Int	Yds	Lg	TD	PD	QPH	FF	FR	Yds	No	Pct
2018	Philadelphia	13/9	50	43	7	2	0.5	2	23	23	0	7	1	1	0	--	540	52%
2019	Philadelphia	10/5	52	43	9	2	0.0	0	0	--	0	9	2	0	0	--	455	51%
Totals		**23/14**	**102**	**86**	**16**	**4**	**0.5**	**2**	**23**	**23**	**0**	**16**	**3**	**1**	**0**	**--**	**---**	**---**
PLAYOFFS																		
2018	Philadelphia	2/2	17	13	4	0	0.0	0	0	--	0	4	0	0	0	--	135	96%
Totals		**2/2**	**17**	**13**	**4**	**0**	**0.0**	**0**	**0**	**--**	**0**	**4**	**0**	**0**	**0**	**--**	**---**	**---**
ADDITIONAL STATISTICS																		
Special Teams Tackles: 5 - 2018 *(5)*																		

CAREER HIGHS		
Tackles	13	9/26/19 at GB
Sacks	0.5	12/23/18 vs. Hou.
INTs	1	2x, last: 12/16/18 at LAR
PDs	3	1/6/19 at Chi. (WC)
FFs	1	10/28/18 at Jax.
FRs	--	---

COLLEGE HIGHLIGHTS

- One of the top defensive backs in the ACC during his time at Pitt. In 46 career games, produced 183 tackles (136 solo), 42 PDs, 8 INTs (including 2 TDs), 7.0 sacks, 3 FFs and 1 FR
- From 2015-17, his 8 career INTs led the Panthers and tied for 5th in the ACC
- As a senior in 2017, posted a team-high 11 PDs and 2 INTs. Also ranked 2nd in the ACC with a team-leading 3 FFs and led all ACC defensive backs with a career-high 4.0 sacks
- Following his senior season, earned All-ACC honors from the league's coaches and *Associated Press*. Also named the Eastern College Athletic Conference (ECAC) Defensive Player of the Year
- Led the Panthers with 3 INTs and 11 PDs (tied) for the second straight season as a junior in 2016. Closed out the Panthers' win over Marshall with a 33-yard INT-TD (10/1/16)
- Received All-ACC recognition after leading Pitt with 3 INTs and 15 PDs as a sophomore in 2015. Blocked an extra-point attempt in the Military Bowl (12/28/15). Had a career-high 4 PDs and 30-yard INT-TD vs. Louisville (11/21/15). Returned a kickoff 89 yards for a TD vs. Youngstown State (9/5/15

TRANSACTIONS

2018 Drafted by PHI in 4th round (125th overall)
Signed 4-year contract



BIRDSEED

One of the top athletes in the state of Michigan, Maddox played only two years of football at Martin Luther King (Detroit) High School as a slot receiver, running back, defensive back and kick returner. He also played baseball and basketball. Maddox is the son of Michael and Melanie Jackson and has two brothers and one sister. Maddox majored in communication at Pitt.

@2live_AM @2live_am

CB AVONTE MADDOX 29

2019 GAME-BY-GAME STATISTICS (PHI)

Date	Opp		GP/S	Tot	Solo	Sk	Int	PD	FF	FR	Snaps	Pct
Sep 8	Was	W	1/1	8	6	0.0	0	1	0	0	58	91%
Sep 15	at Atl	L	1/1	5	3	0.0	0	1	0	0	43	65%
Sep 22	Det	L	1/1	1	1	0.0	0	0	0	0	27	42%
Sep 26	at GB	W	1/0	13	12	0.0	0	2	0	0	71	88%
Oct 6	NYJ	W	0/0	INACTIVE (CONCUSSION, NECK)								
Oct 13	at Min	L	0/0	INACTIVE (CONCUSSION, NECK)								
Oct 20	at Dal	L	0/0	INACTIVE (CONCUSSION, NECK)								
Oct 27	at Buf	W	0/0	INACTIVE (CONCUSSION, NECK)								
Nov 3	Chi	W	1/0	2	2	0.0	0	1	0	0	26	58%
Nov 17	NE	L	1/1	7	6	0.0	0	2	0	0	63	85%
Nov 24	Sea	L	1/0	6	3	0.0	0	0	0	0	45	69%
Dec 1	at Mia	L	1/0	4	4	0.0	0	0	0	0	41	57%
Dec 9	NYG	W	1/0	3	3	0.0	0	0	0	0	44	85%
Dec 15	at Was	W	1/1	3	3	0.0	0	2	0	0	37	70%
Dec 22	Dal											
Dec 29	at NYG											
Totals			**10/5**	**52**	**43**	**0.0**	**0**	**9**	**0**	**0**	**455**	**51%**

2018 GAME-BY-GAME STATISTICS (PHI)

Date	Opp		GP/S	Tot	Solo	Sk	Int	PD	FF	FR	Snaps	Pct
Sep 6	Atl	W	1/0	0	0	0.0	0	0	0	0	0	0%
Sep 16	at TB	L	1/0	0	0	0.0	0	0	0	0	0	0%
Sep 23	Ind	W	1/0	0	0	0.0	0	0	0	0	0	0%
Sep 30	at Ten	L	1/0	3	2	0.0	1	1	0	0	20	28%
Oct 7	Min	L	1/1	7	6	0.0	0	0	0	0	62	100%
Oct 11	at NYG	W	1/1	6	6	0.0	0	0	0	0	65	100%
Oct 21	Car	L	1/1	5	5	0.0	0	0	0	0	58	98%
Oct 28	at Jax	W	1/1	6	4	0.0	0	0	1	0	64	100%
Nov 11	Dal	L	1/1	7	4	0.0	0	0	0	0	68	99%
Nov 18	at NO	L	1/1	2	2	0.0	0	1	0	0	17	24%
Nov 25	NYG	W	0/0	INACTIVE (ANKLE, KNEE)								
Dec 3	Was	W	0/0	INACTIVE (ANKLE, KNEE)								
Dec 9	at Dal	L	0/0	INACTIVE (ANKLE, KNEE)								
Dec 16	at LAR	W	1/1	6	6	0.0	1	2	0	0	76	100%
Dec 23	Hou	W	1/1	5	5	0.5	0	2	0	0	65	100%
Dec 30	at Was	W	1/1	3	3	0.0	0	1	0	0	45	100%
Totals			**13/9**	**50**	**43**	**0.5**	**2**	**7**	**1**	**0**	**540**	**52%**
PLAYOFFS												
Jan 6	at Chi	W	1/1	7	6	0.0	0	3	0	0	64	100%
Jan 13	at NO	L	1/1	10	7	0.0	0	1	0	0	71	92%

T JORDAN MAILATA 68

6-8 | 346 2nd Year

DOB: March 31, 1997 (Age 22)



D7-18 (233rd overall) by Philadelphia



A former professional rugby player and an Australian native of Samoan heritage, Jordan Mailata (pronounced my-LOT-uh) was originally selected by Philadelphia in the 7th round (233rd overall) of the 2018 NFL Draft, despite having no prior football experience. In 2017, Mailata, who was a front rower for the National Rugby League's South Sydney Rabbitohs, entered the NFL's International Pathway program and conducted his training at IMG Academy in Florida.

BIRDSEED

Mailata's size was no longer compatible for playing rugby, as he was asked to drop 50 pounds from his 310-pound playing weight. That goal quickly became unrealistic given his 10-percent body fat.

Mailata played rugby for the South Sydney Rabbitohs, a club owned by actor Russell Crowe.

Mailata, who was born Lafoga Jordan Mailata, is named after NBA legend Michael Jordan.

THREE-STEP DROP

First job: McDonald's

Hobbies: Playing guitar

Desired talent: Swimming

If he could play another sport: Horse jockey

Player he models his game after: Jason Peters

Favorite athlete growing up: Usain Bolt

Moment left star struck: Getting drafted

Favorite sports moment: Winning the Rugby Grand Final when he was 14 years old

Favorite quote: "You think darkness is your ally? I was born in it, molded by it." - Bane, *The Dark Knight Rises*

Favorite movies: *The Lord of the Rings* trilogy and *Star Wars* movies

Favorite TV show: *The Walking Dead*

Favorite music: Everything

CAREER STATISTICS

			OFF SNAPS	
Year	Team	GP/S	No	Pct
2018	Philadelphia	0/0	0	0%
2019	Philadelphia	0/0	0	0%
Totals		0/0	---	---

CAREER HIGHLIGHTS

- Selected by the Eagles as a tackle in the 7th round (233rd overall) of the 2018 NFL Draft

TRANSACTIONS

2018 Drafted by PHI in 7th round (233rd overall)
Signed 4-year contract

12/14/18 Placed on Injured Reserve (back)

9/21/19 Placed on Injured Reserve (back)

QB JOSH McCOWN 18

6-4 | 218 17th Year

DOB: July 4, 1979 (Age 40)



Sam Houston State
D3a-02 (81st overall)
by Arizona
Acquired: FA-NYJ-19



A 17-year NFL veteran, Josh McCown signed with the Eagles on August 17, 2019. After originally announcing his retirement following the 2018 season, McCown joined the Eagles late in training camp following injuries to quarterbacks Nate Sudfeld and Cody Kessler. Originally a third-round pick of the Arizona Cardinals in 2002, McCown has played in 104 games (76 starts) and thrown for 17,731 yards and 98 TDs in his career.

CAREER HIGHLIGHTS

- In 2017, was voted by his Jets teammates as the 2017 Curtis Martin Team MVP, becoming the first Jets QB to win the award since **Chad Pennington** in 2002. Started 13 games, completing 267-of-397 passes for 2,926 yards and 18 TDs. Also registered a career-high 5 rushing TDs
- Named **AFC Offensive Player of the Week** for the second time in his career after throwing for 331 yards and scoring 3 TDs (1 pass, 2 rush) in a Jets win vs. KC (12/3/17)
- Set a Cleveland Browns franchise single-game record with 457 passing yards and earned **AFC Offensive Player of the Week** following an OT victory at Bal. (10/11/15). Finished the contest with 2 TD passes and a 111.3 QB rating. Also became the only Cleveland quarterback to throw for 300-plus passing yards in three consecutive games
- Recorded a career-best 109.0 QB rating with the Chicago Bears in 2013. Threw for 1,829 yards with 13 TDs and 1 INT. Led the NFL in interception percentage (0.4) and finished 2nd in TD-INT ratio (13.0)

SEASON HIGHLIGHTS

2019 - PHILADELPHIA EAGLES (3/0)

- Made Eagles debut when he relieved Carson Wentz for 6 plays in the second quarter at Atl. (9/15/19). Completed 3-of-5 attempts for 24 yards and moved the offense into the red zone on a scoring drive. Joined **Ryan Fitzpatrick** as the only players in NFL history to throw a pass for 8 different teams (according to ESPN Stats & Info)

NFL TEAM AWARDS

During his first season with the New York Jets (2017), earned the Curtis Martin Team MVP, becoming the first Jets QB to win the award since Chad Pennington in 2002.

Was nominated as the Cleveland Browns' representative for the 2015 Art Rooney Sportsmanship Award and also earned the 2015 Dino Lucarelli Good Guy Award from the Cleveland media.

In 2014, was awarded the Chicago Bears Piccolo Award given annually to the teammate that exemplifies courage, loyalty, teamwork and dedication.

@JoshMcCown12

CAREER STATISTICS

			PASSING										RUSHING					OFF SNAPS	
Year	Team	GP/S	Att	Cmp	Pct	Yds	Y/A	TD	Int	Lg	Sk/Yds	Rate	Att	Yds	Avg	Lg	TD	No	Pct
2002	Arizona	2/0	18	7	38.9	66	3.7	0	2	26	5/50	10.2	1	20	20.0	20	0	--	--
2003	Arizona	10/3	166	95	57.2	1018	6.1	5	6	60	25/174	70.3	28	158	5.6	16	1	--	--
2004	Arizona	14/13	408	233	57.1	2511	6.2	11	10	48	31/263	74.1	36	112	3.1	12	2	--	--
2005	Arizona	9/6	270	163	60.4	1836	6.8	9	11	49	18/101	74.9	29	139	4.8	12	0	--	--
2006	Detriot	2/0	0	0	---	0	--	0	0	--	0/0	---	0	0	---	---	0	--	--
2007	Oakland	9/9	190	111	58.4	1151	6.1	10	11	46t	14/92	69.4	29	143	4.9	24	0	--	--
2008	Carolina	2/0	0	0	---	0	--	0	0	--	0/0	---	4	-3	-0.8	0	0	--	--
2009	Carolina	1/0	6	1	16.7	2	0.3	0	0	2	1/6	39.6	0	0	---	---	0	--	--
2011	Chicago	3/2	55	35	63.6	414	7.5	2	4	49	7/43	68.3	12	68	5.7	28	0	--	--
2012	Chicago	0/0	0	0	---	0	--	0	0	--	0/0	---	0	0	---	---	0	0	0%
2013	Chicago	8/5	224	149	66.5	1829	8.2	13	1	80t	11/37	109	13	69	5.3	20	1	422	40%
2014	Tampa Bay	11/11	327	184	56.3	2206	6.7	11	14	56t	36/235	70.5	25	127	5.1	16t	3	630	63%
2015	Cleveland	8/8	292	186	63.7	2109	7.2	12	4	56	23/137	93.3	20	98	4.9	13	1	509	46%
2016	Cleveland	5/3	165	90	54.5	1100	6.7	6	6	54	18/126	72.3	7	21	3.0	7	0	262	25%
2017	N.Y. Jets	13/13	397	267	67.3	2926	7.4	18	9	69t	39/264	94.5	37	124	3.4	22	5	819	79%
2018	N.Y. Jets	4/3	110	60	54.5	539	4.9	1	4	41	7/35	55.8	5	32	6.4	12	0	191	19%
2019	Philadelphia	3/0	5	3	60.0	24	4.8	0	0	13	0/0	72.1	2	-2	-1.0	-1	0	15	1%
Totals		**104/76**	**2633**	**1584**	**60.2**	**17731**	**6.7**	**98**	**82**	**80t**	**235/1563**	**79.7**	**248**	**1106**	**4.5**	**28**	**13**	**--**	**--**
PLAYOFFS																			
2008	Carolina	0/0	0	0	---	0	--	0	0	--	0/0	---	0	0	---	---	0	0	0%
Totals		**0/0**	**0**	**0**	**---**	**0**	**--**	**0**	**0**	**--**	**0/0**	**---**	**0**	**0**	**---**	**---**	**0**	**--**	**--**

CAREER HIGHS

Pass Attempts	51	10/11/15 at Bal.
Completions	36	2x, last: 10/11/15 at Bal.
Passing Yards	457	10/11/15 at Bal.
Yards/Attempt	12.5	11/16/14 at Was.
Passing Long	80t	12/1/13 at Min.
Passing TDs	4	12/9/13 vs. Dal.
Completion %	81.3	10/25/15 at StL
Passer Rating	141.9	12/9/13 vs. Dal.
Rush Attempts	9	12/19/04 vs. StL
Rushing Yards	48	12/14/03 vs. Car.
Rushing Long	28	1/1/12 at Min.
Rushing TDs	2	3x, last: 12/19/04 vs. StL



SEASON HIGHLIGHTS (Continued)

2017 - NEW YORK JETS (13/13)

- Was voted by his Jets teammates as the 2017 Curtis Martin Team MVP, becoming the first Jets QB to win the award since **Chad Pennington** in 2002. Completed 267-of-397 passes for 2,926 yards and 18 TDs. Also registered a career-high 5 rushing TDs
- Finished the season with a QB rating of 94.5, marking the fourth-highest single-season total in franchise history. Also registered a 67.3 completion percentage, which was the third-highest completion percentage in team history
- Named **AFC Offensive Player of the Week** for the second time in his career after throwing for 331 yards and scoring 3 TDs (1 pass, 2 rush) in a Jets win vs. KC (12/3/17)

2015 - CLEVELAND BROWNS (8/8)

- Despite playing in just half of the team's games, threw for 2,109 yards and 12 TDs
- Set a Cleveland Browns franchise single-game record with 457 passing yards and earned **AFC Offensive Player of the Week** following an OT victory at Bal. (10/11/15). Finished the contest with 2 TD passes and a 111.3 QB rating. Also became the only Cleveland quarterback to throw for 300-plus passing yards in three consecutive games

2019 GAME-BY-GAME STATISTICS (PHILADELPHIA)

				PASSING										RUSHING					SNAPS	
Date	Opp		GP/S	Att	Cmp	Pct	Yds	Y/A	TD	Int	Lg	Sk/Yds	Rat	Att	Yds	Avg	Lg	TD	No	Pct
Sep 8	Was	W	0/0	DID NOT PLAY																
Sep 15	at Atl	L	1/0	5	3	60.0	24	4.8	0	0	13	0/0	72.1	0	0	---	--	0	6	7%
Sep 22	Det	L	0/0	DID NOT PLAY																
Sep 26	at GB	W	0/0	DID NOT PLAY																
Oct 6	NYJ	W	1/0	0	0	---	0	---	0	0	--	0/0	---	2	-2	-1.0	-1	0	5	7%
Oct 13	at Min	L	1/0	0	0	---	0	---	0	0	--	0/0	---	0	0	---	--	0	4	6%
Oct 20	at Dal	L	0/0	DID NOT PLAY																
Oct 27	at Buf	W	0/0	DID NOT PLAY																
Nov 3	Chi	W	0/0	DID NOT PLAY																
Nov 17	NE	L	0/0	DID NOT PLAY																
Nov 24	Sea	L	0/0	DID NOT PLAY																
Dec 1	at Mia	L	0/0	DID NOT PLAY																
Dec 9	NYG	W	0/0	DID NOT PLAY																
Dec 15	at Was	W	0/0	DID NOT PLAY																
Dec 22	Dal																			
Dec 29	at NYG																			
Totals			**3/0**	**5**	**3**	**60.0**	**24**	**4.8**	**0**	**0**	**13**	**0/0**	**72.1**	**2**	**-2**	**-1.0**	**-1**	**0**	**15**	**1%**

2018 GAME-BY-GAME STATISTICS (NEW YORK JETS)

				PASSING										RUSHING					SNAPS	
Date	Opp		GP/S	Att	Cmp	Pct	Yds	Y/A	TD	Int	Lg	Sk/Yds	Rat	Att	Yds	Avg	Lg	TD	No	Pct
Sep 10	at Det	W	0/0	DID NOT PLAY																
Sep 16	Mia	L	0/0	DID NOT PLAY																
Sep 20	at Cle	L	0/0	DID NOT PLAY																
Sep 30	at Jax	L	0/0	DID NOT PLAY																
Oct 7	Den	W	0/0	DID NOT PLAY																
Oct 14	Ind	W	0/0	DID NOT PLAY																
Oct 21	Min	L	0/0	DID NOT PLAY																
Oct 28	at Chi	L	0/0	DID NOT PLAY																
Nov 4	at Mia	L	0/0	DID NOT PLAY																
Nov 11	Buf	L	1/1	34	17	50.0	135	4.0	0	2	22	3/19	35.8	1	4	4.0	4	0	56	100%
Nov 25	NE	L	1/1	45	26	57.8	276	6.1	1	1	41	2/12	73.9	3	25	8.3	12	0	64	100%
Dec 2	at Ten	L	1/1	30	17	56.7	128	4.3	0	1	20	2/4	53.2	1	3	3.0	3	0	68	100%
Dec 9	at Buf	W	1/0	1	0	0.0	0	0.0	0	0	--	0/0	39.6	0	0	---	--	0	3	6%
Dec 15	Hou	L	0/0	DID NOT PLAY																
Dec 23	GB	L	0/0	DID NOT PLAY																
Dec 30	at NE	L	0/0	DID NOT PLAY																
Totals			**4/3**	**110**	**60**	**54.5**	**539**	**4.9**	**1**	**4**	**41**	**7/35**	**55.8**	**5**	**32**	**6.4**	**12**	**0**	**191**	**19%**

S RODNEY McLEOD 23

5-10 | 195 8th Year

DOB: June 23, 1990 (Age 29)

Hyattsville, Maryland

DeMatha Catholic High School

Virginia
UDFA ('12) by St. Louis
Acquired: FA-LAR-16

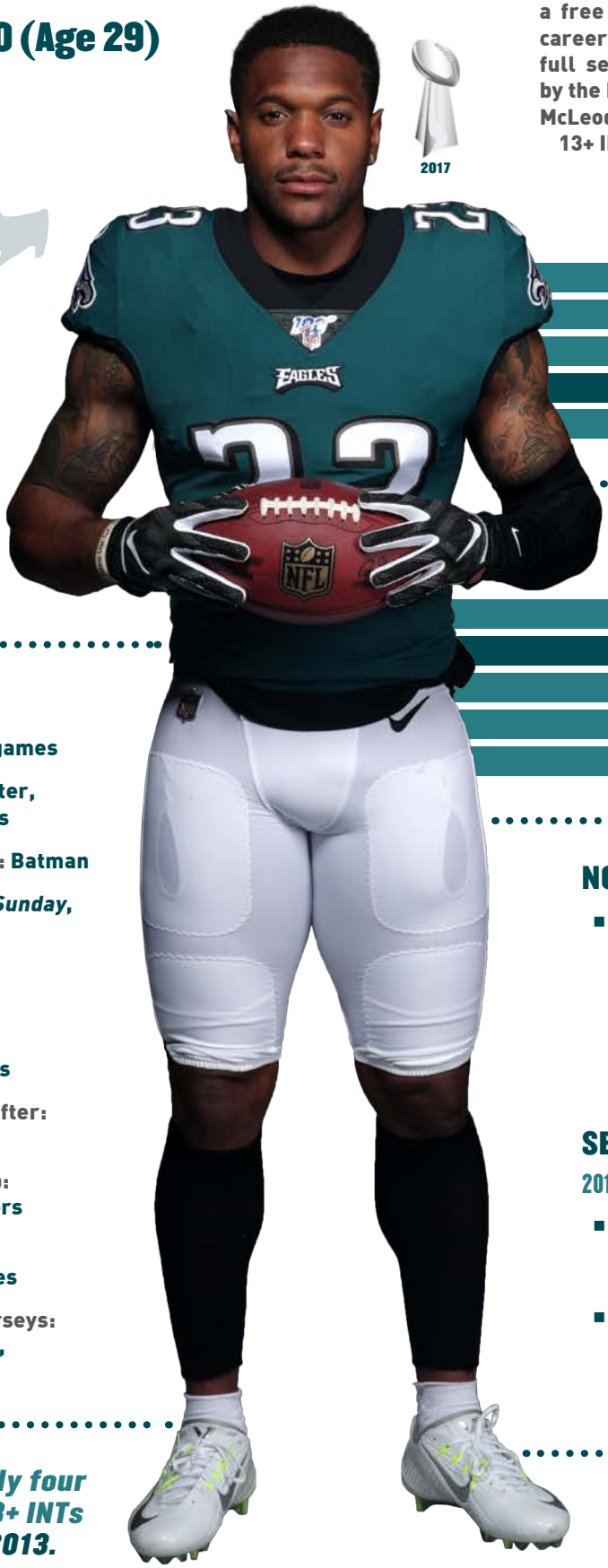

2017

One of the hardest-hitting safeties in the NFL, **Rodney McLeod** joined the Eagles as a free agent in 2016 and has produced a career-high 3 INTs in each of his last two full seasons (2016-17). Originally signed by the Rams as an undrafted rookie in 2012, McLeod is one of just four NFL safeties with 13+ INTs and 9+ FFs since 2013.

MOST TACKLES
EAGLES PLAYERS IN 2017

Malcolm Jenkins	119
Jalen Mills	86
Nigel Bradham	85
Rodney McLeod	78
Mychal Kendricks	72

MOST INTERCEPTIONS
EAGLES PLAYERS IN 2017

Patrick Robinson	4
Rodney McLeod	3
Ronald Darby	3
Jalen Mills	3
Several players tied	2

THREE-STEP DROP

Hobbies: Puzzles and video games

Bucket list: Ride in a helicopter, skydive and travel to Paris

If he could be any superhero: Batman

Favorite movies: *Any Given Sunday*, *The Dark Knight*, *Friday*

Favorite musicians: Drake, Fabolous, Future

Best player he has faced: Packers QB Aaron Rodgers

Player he models his game after: Ravens S Earl Thomas

Favorite athletes growing up: Kobe Bryant, Deion Sanders

Favorite athletes now: Steph Curry, LeBron James

Three favorite throwback jerseys: Walter Payton, Jerry Rice, Deion Sanders

McLeod is one of only four NFL safeties with 13+ INTs and 9+ FFs since 2013.

NOTES TO KNOW

- Joins **Mike Adams** (18 INTs, 9 FFs), **Malcolm Jenkins** (13 INTs, 13 FFs) and **D.J. Swearinger** (14 INTs, 9 FFs) as the only NFL safeties to produce 13+ INTs and 9+ FFs since 2013 (according to *Pro Football Reference*)

SEASON HIGHLIGHTS

2019 - PHILADELPHIA EAGLES (14/14)

- Registered a team-high-tying 8 tackles (6 solo), 1.0 sack, 1 INT, 1 PD and 1 FF vs. Sea. (11/24/19)
- Recorded his first INT of the season (12th of his career) when he picked off Jets QB **Luke Falk** in the second quarter of the win vs. NYJ (10/6/19)

S RODNEY McLEOD 23

CAREER STATISTICS																			
			TACKLES					PASS DEFENSE						FUMBLES			DEF SNAPS	
Year	Team	GP/S	Total	Solo	Asst	TFL	Sacks	Int	Yds	Lg	TD	PD	QPH	FF	FR	Yds	No	Pct
2012	St. Louis	16/0	0	0	0	0	0.0	0	0	--	0	0	0	0	0	0	4	1%
2013	St. Louis	16/16	87	68	19	2	0.0	2	2	2	0	6	0	2	2	7	1060	99%
2014	St. Louis	16/16	96	64	32	3	0.0	2	1	1	0	5	0	2	2	9	1025	99%
2015	St. Louis	16/16	106	73	33	2	0.0	1	4	4	0	5	0	3	1	20	1153	99%
2016	Philadelphia	16/16	117	78	39	3	1.0	3	5	5	0	10	1	1	0	0	1014	99%
2017	Philadelphia	14/14	78	52	26	2	0.0	3	54	50	0	11	2	1	1	0	846	82%
2018	Philadelphia	3/3	16	9	7	0	0.0	0	0	--	0	5	0	0	0	0	162	16%
2019	Philadelphia	14/14	97	64	33	1	1.0	2	30	23	0	9	2	1	0	0	896	99%
Totals		**110/94**	**595**	**408**	**187**	**13**	**2.0**	**13**	**96**	**50**	**0**	**49**	**5**	**10**	**6**	**36**	**---**	**---**
PLAYOFFS																		
2017	Philadelphia	3/3	18	16	2	1	1.0	0	0	--	0	3	1	0	0	0	206	100%
2018	Philadelphia	0/0	PLACED ON INJURED RESERVE (KNEE) ON 9/29/18															
Totals		**3/3**	**18**	**16**	**2**	**1**	**1.0**	**0**	**0**	**--**	**0**	**3**	**1**	**0**	**0**	**0**	**---**	**---**

ADDITIONAL STATISTICS

Fumble Recovery TD: 20 yards on 10/25/15 vs. Cleveland **Special Teams Tackles:** 29 - 2019 (2), 2017 *(4)*, 2016 *(5)*, 2014 *(1)*, 2013 *(3)*, 2012 *(16)*

CAREER HIGHS		
Tackles	17	10/16/16 at Was.
Sacks	1.0	2x, last: 1/13/18 vs. Atl. (Div.)
INTs	1	11x, last: 11/19/17 at Dal.
PDs	3	2x, last: 9/6/18 vs. Atl.
FFs	1	9x, last: 10/8/17 vs. Ari.
FRs	1	6x, last: 12/10/17 at LAR



SEASON HIGHLIGHTS (Continued)

2018 - PHILADELPHIA EAGLES (3/3, 0/0)

- Led the team with 10 tackles in the season-opening win vs. Atl. (9/6/18) and tied a career high with 3 PDs

2017 - PHILADELPHIA EAGLES (14/14, 3/3)

- Sacked Falcons QB **Matt Ryan** for a 10-yard loss in the third quarter of the 15-10 win vs. Atl. (1/13/18) in the Divisional Round. Became the first Eagles safety to record a sack in a playoff game since **Brian Dawkins** on 1/4/09 at Minnesota
- Combined for a season-high 13 tackles (8 solo) and recovered a fumble forced by **Chris Long**, which he returned 9 yards to set up a 33-yard **Jake Elliott** FG in 43-35 win at LAR (12/10/17)

HOMETOWN FOOTBALL CAMP

McLeod hosts an annual football camp at his high school alma mater, DeMatha Catholic, in Hyattsville, MD. The free camp focuses on improving football fundamentals for kids between the ages of 9-14. The camp features motivational speakers who guide campers through a variety of topics, including perseverance, dedication to academics and healthy living.

BIRDSEED

McLeod is the son of Kimberly Holloman and Rodney McLeod. He has five siblings and an English bulldog named Caesar.

McLeod owns a bachelor's degree in sociology.

HIGH SCHOOL STANDOUT

McLeod played defensive back, wide receiver and kick returner in high school at DeMatha Catholic, where he earned all-state and all-conference honors as a senior defensive back in 2007 after intercepting 3 passes. McLeod also hauled in 24 receptions for 52 yards (21.7 avg.) and 8 TDs while returning 3 kickoffs for scores.

As a junior in 2006, McLeod helped lead DeMatha to its fourth-straight conference title, recording 2 INTs and earning all-conference recognition. On offense, McLeod snagged 20 passes for 400 yards (20.0 avg.) and 7 TDs.

McLeod was a member of DeMatha's 400-meter relay team.

@Rodney_McLeod4 @rodmcleod4

2019 GAME-BY-GAME STATISTICS (PHI)

Date	Opp		GP/S	Tot	Solo	Sk	Int	PD	FF	FR	Snaps	Pct
Sep 8	Was	W	1/1	4	3	0.0	0	0	0	0	64	100%
Sep 15	at Atl	L	1/1	6	2	0.0	0	2	0	0	66	100%
Sep 22	Det	L	1/1	4	2	0.0	0	0	0	0	64	100%
Sep 26	at GB	W	1/1	10	7	0.0	0	1	0	0	81	100%
Oct 6	NYJ	W	1/1	7	5	0.0	1	1	0	0	58	98%
Oct 13	at Min	L	1/1	6	3	0.0	0	0	0	0	71	100%
Oct 20	at Dal	L	1/1	6	3	0.0	0	0	0	0	70	100%
Oct 27	at Buf	W	1/1	6	4	0.0	0	1	0	0	62	100%
Nov 3	Chi	W	1/1	8	4	0.0	0	1	0	0	45	100%
Nov 17	NE	L	1/1	10	7	0.0	0	1	0	0	74	100%
Nov 24	Sea	L	1/1	8	5	1.0	1	1	1	0	64	98%
Dec 1	at Mia	L	1/1	6	4	0.0	0	0	0	0	72	100%
Dec 9	NYG	W	1/1	4	2	0.0	0	0	0	0	52	100%
Dec 15	at Was	W	1/1	7	5	0.0	0	1	0	0	53	100%
Dec 22	Dal											
Dec 29	at NYG											
Totals			**14/14**	**97**	**64**	**1.0**	**2**	**9**	**1**	**0**	**896**	**99%**



2018 GAME-BY-GAME STATISTICS (PHI)

Date	Opp		GP/S	Tot	Solo	Sk	Int	PD	FF	FR	Snaps	Pct
Sep 6	Atl	W	1/1	10	6	0.0	0	3	0	0	70	100%
Sep 16	at TB	L	1/1	5	3	0.0	0	1	0	0	58	100%
Sep 23	Ind	W	1/1	1	0	0.0	0	1	0	0	34	58%
Sep 30	at Ten	L	0/0	INJURED RESERVE (KNEE)								
Oct 7	Min	L	0/0	INJURED RESERVE (KNEE)								
Oct 11	at NYG	W	0/0	INJURED RESERVE (KNEE)								
Oct 21	Car	L	0/0	INJURED RESERVE (KNEE)								
Oct 28	at Jax	W	0/0	INJURED RESERVE (KNEE)								
Nov 11	Dal	L	0/0	INJURED RESERVE (KNEE)								
Nov 18	at NO	L	0/0	INJURED RESERVE (KNEE)								
Nov 25	NYG	W	0/0	INJURED RESERVE (KNEE)								
Dec 3	Was	W	0/0	INJURED RESERVE (KNEE)								
Dec 9	at Dal	L	0/0	INJURED RESERVE (KNEE)								
Dec 16	at LAR	W	0/0	INJURED RESERVE (KNEE)								
Dec 23	Hou	W	0/0	INJURED RESERVE (KNEE)								
Dec 30	at Was	W	0/0	INJURED RESERVE (KNEE)								
Totals			**3/3**	**16**	**9**	**0.0**	**0**	**5**	**0**	**0**	**162**	**16%**
PLAYOFFS												
Jan 6	at Chi	W	0/0	INJURED RESERVE (KNEE)								
Jan 13	at NO	L	0/0	INJURED RESERVE (KNEE)								
Totals			**0/0**	**0**	**0**	**0.0**	**0**	**0**	**0**	**0**	**0**	**0%**

SEASON HIGHLIGHTS (Continued)

- Picked off Cowboys QB **Dak Prescott** in the first quarter of the 37-9 win at Dal. (11/19/17). Became the first Eagle to post an INT in 3+ straight games since **Malcolm Jenkins** from 9/15/14-9/28/14 (also 3)
- Intercepted Broncos QB **Brock Osweiler** in the third quarter and returned it a career-long 50 yards to set up an Eagles TD drive in the 51-23 win vs. Den. (11/51/7)
- Recorded his first INT of the season when he picked off 49ers QB **C.J. Beathard** in the second quarter of the 33-10 win vs. SF (10/29/17)
- Totaled a career-high 3 PDs along with 6 tackles (4 solo) in the 28-23 win at Car. (10/12/17)
- Forced a goal-line fumble (**J.J. Nelson**) on the Cardinals' final possession in the 34-7 win vs. Ari. (10/8/17)

2016 - PHILADELPHIA EAGLES (16/16)

- Led the team with a career-high 117 tackles. Also added career highs with 3 INTs and 10 PDs
- Made a game-changing INT in the first quarter when he picked off Vikings QB **Sam Bradford** in the end zone in the win vs. Min. (10/23/16). Also recorded a strip-sack of Bradford, which was the first QB takedown of his career
- Set a new single-game career high when he collected 17 tackles (12 solo) at Was. (10/16/16)
- Intercepted Browns QB **Robert Griffin III** in his Eagles debut vs. Cle. (9/11/16)

DE SHAREEF MILLER 51

6-4 | 254 NFL **Rookie**

DOB: March 14, 1997 (Age 22)

Philadelphia, Pennsylvania

George Washington High School

Penn State
D4-19 (138th overall) by Philadelphia



A 4th round selection (138th overall) by the Eagles in the 2019 NFL Draft, Shareef Miller was regarded as one of the top defensive ends in the Big Ten during his three seasons at Penn State. A member of the 2018 Bednarik Award preseason watch list, Miller compiled 100 tackles (58 solo), 31.5 TFL and 14.5 sacks in 40 career games.

MOST SACKS
PENN STATE PLAYERS (2017-18)

Shareef Miller	13.0
Yetur Gross-Matos	9.5
Kevin Givens	8.5
Shaka Toney	8.5
Robert Windsor	8.5

MOST TACKLES FOR LOSS
PENN STATE PLAYERS (2017-18)

26.5	Shareef Miller
22.0	Yetur Gross-Matos
14.5	Kevin Givens
13.0	Shaka Toney
12.5	Robert Windsor

THREE-STEP DROP

First job: Summer job at a windows company

Surprisingly good at: Playing the drums

Biggest pet peeve: Bad teeth, bad feet

Moment left starstruck: Meeting Jay-Z

If he could play another sport, what position/team: Shooting guard, New York Knicks

Favorite athlete growing up: Kobe Bryant

Favorite music/artists: Rap, Meek Mill, Jay-Z, Nas

Favorite meal: Mom's spaghetti

COLLEGE HIGHLIGHTS

- In 40 career games, registered 100 tackles (58 solo), 31.5 TFL, 14.5 sacks, 1 FF and 2 FRs
- A team co-MVP as a junior in 2018, earned third-team All-Big Ten honors after recording single-season career highs in tackles (41), TFL (15 - 2nd on team) and sacks (7.5 - 2nd on team) in 13 starts. Was named to the Bednarik Award preseason watch list
- Was voted as a third-team All-Big Ten honoree by the media and Phil Steele as a sophomore in 2017, where he tallied 37 tackles (20 solo), 11 TFL, 5 sacks, 1 FF and 1 FR in 13 games (12 starts)
- Appeared in all 14 games as a redshirt freshman in 2016, recording 5.5 TFL and 2 sacks

TRANSACTIONS

2019 Drafted by PHI in 4th round (138th overall)
Signed 4-year contract

Miller finished 2nd on Penn State's defense in TFL (15) and sacks (7.5) as a junior in 2018.

DE SHAREEF MILLER 51

CAREER STATISTICS

			TACKLES					PASS DEFENSE						FUMBLES			DEF SNAPS	
Year	Team	GP/S	Total	Solo	Asst	TFL	Sacks	Int	Yds	Lg	TD	PD	QPH	FF	FR	Yds	No	Pct
2019	Philadelphia	1/0	0	0	0	0	0.0	0	0	--	0	0	0	0	0	0	0	0%
Totals		**1/0**	**0**	**0**	**0**	**0**	**0.0**	**0**	**0**	**--**	**0**	**0**	**0**	**0**	**0**	**0**	**---**	**---**

CAREER HIGHS

Tackles	--	---
Sacks	--	---
INTs	--	---
PDs	--	---
FFs	--	---
FRs	--	---



2019 GAME-BY-GAME STATISTICS (PHI)

Date	Opp		GP/S	Tot	Solo	Sk	Int	PD	FF	FR	Snaps	Pct
Sep 8	Was	W	0/0	INACTIVE								
Sep 15	at Atl	L	0/0	INACTIVE								
Sep 22	Det	L	0/0	INACTIVE								
Sep 26	at GB	W	0/0	INACTIVE								
Oct 6	NYJ	W	0/0	INACTIVE								
Oct 13	at Min	L	0/0	INACTIVE								
Oct 20	at Dal	L	0/0	DID NOT PLAY								
Oct 27	at Buf	W	1/0	0	0	0.0	0	0	0	0	0	0%
Nov 3	Chi	W	0/0	INACTIVE								
Nov 17	NE	L	0/0	INACTIVE								
Nov 24	Sea	L	0/0	INACTIVE								
Dec 1	at Mia	L	0/0	INACTIVE								
Dec 9	NYG	W	0/0	INACTIVE								
Dec 15	at Was	W	0/0	INACTIVE								
Dec 22	Dal											
Dec 29	at NYG											
Totals			**1/0**	**0**	**0**	**0.0**	**0**	**0**	**0**	**0**	**---**	**---**

BIRDSEED

A native of Philadelphia, Miller earned *Philadelphia Inquirer* first-team All-Southeastern Pennsylvania honors during his final prep season at George Washington High School in 2014.

Prior to transferring to George Washington. Miller played at Frankford High School where he was named All-Southeastern Pennsylvania first-team.

Miller is the son of Tekeya Cook and has five siblings: Najier, Destiny, Sharde, Tayda and Jaydua. At Penn State, he majored in rehabilitation and human services.

@Sacks5thReef @48mill

CB JALEN MILLS 31

6-0 | 191 4th Year

DOB: April 6, 1994 (Age 25)



Louisiana State
D7a-16 (233rd overall) by Philadelphia



Originally selected by the Eagles in the 7th round (233rd overall) of the 2016 NFL Draft, Jalen Mills earned a starting role on Philadelphia's defense in 2017, when he tied for the team lead with 22 PDs, ranked 2nd with 86 total tackles and tied for 2nd with 3 INTs (including 1 TD). Mills was a four-year starter at LSU, where he earned All-America honors in 2015.

MOST PASSES DEFENSED

EAGLES PLAYERS IN 2018

Ronald Darby	18
Jalen Mills	14
Malcolm Jenkins	11
Corey Graham	9
Avonte Maddox	7

THREE-STEP DROP

First job: Sold a local newspaper door-to-door when he was 14

Bucket list: Go on a safari, scuba dive with sharks, travel to Australia, Dubai and Paris

Desired talent: Be a genius. "I would want to be the next Albert Einstein."

Player he models his game after: Texans S Tyrann Mathieu

First jersey: Allen Iverson, Philadelphia 76ers (black jersey)

Favorite athletes growing up: Allen Iverson, Tracy McGrady, Roy Jones Jr.

Favorite athletes to watch now: LeBron James, Derrick Rose, Usain Bolt, Serena Williams

Favorite movies: *Belly*, *Finding Nemo*, *Paid in Full*, *Scarface*

Favorite music: Future, Kodak Black, Lil Uzi Vert, Young Thug

Favorite meal: Shrimp and rice

SEASON HIGHLIGHTS

2019 - PHILADELPHIA EAGLES (8/8)

- Intercepted Cowboys QB **Dak Prescott** in his season debut at Dal. (10/20/19)

2018 - PHILADELPHIA EAGLES (8/8, 0/0)

- Totaled 50 tackles (40 solo), 2 TFLs and 14 PDs in his third season with the Eagles. Missed the second half of the season due to injury (foot)
- Registered 9 tackles (8 solo) and recorded 3 PDs at NYG (10/11/18)
- Recorded a career-high 4 PDs vs. Ind. (9/23/18) and added 5 solo tackles

2017 - PHILADELPHIA EAGLES (15/15, 3/3)

- As Philadelphia held a 15-10 lead with just over a minute remaining in the Divisional Playoff vs. Atl. (1/13/18), blanketed Falcons WR **Julio Jones** on fourth-and-goal and forced an incompletion in the corner of the end zone to seal the win. Led the defense with a career-high-tying 3 PDs
- Tied for the team lead with 22 PDs, ranked 2nd with 86 total tackles and tied for 2nd with 3 INTs
- Named **NFC Defensive Player of the Week** after posting a 37-yard INT-TD (49ers QB **C.J. Beathard**) in the win vs. SF (10/29/17). Marked his first career TD. Became the first Eagle to win the award since 2007

CB JALEN MILLS 31

CAREER STATISTICS																		
			TACKLES					PASS DEFENSE						FUMBLES			DEF SNAPS	
Year	Team	GP/S	Total	Solo	Asst	TFL	Sacks	Int	Yds	Lg	TD	PD	QPH	FF	FR	Yds	No	Pct
2016	Philadelphia	16/2	67	55	12	0	0.0	0	0	--	0	10	0	0	0	0	661	65%
2017	Philadelphia	15/15	86	68	18	1	0.0	3	53	37t	1	22	0	0	0	0	932	90%
2018	Philadelphia	8/8	50	40	10	2	0.0	0	0	--	0	14	0	0	0	0	457	44%
2019	Philadelphia	8/8	42	33	9	0	0.0	1	0	--	0	9	0	0	0	0	463	52%
Totals		**47/33**	**245**	**196**	**49**	**3**	**0.0**	**4**	**53**	**37t**	**1**	**55**	**0**	**0**	**0**	**0**	**---**	**---**
PLAYOFFS																		
2017	Philadelphia	3/3	15	11	4	0	0.0	0	0	--	0	6	0	0	0	0	206	100%
2018	Philadelphia	0/0	PLACED ON INJURED RESERVE (FOOT) ON 12/8/18															
Totals		**3/3**	**15**	**11**	**4**	**0**	**0.0**	**0**	**0**	**--**	**0**	**6**	**0**	**0**	**0**	**0**	**---**	**---**
ADDITIONAL STATISTICS																		
INT-TDs: 37-yard INT-TD vs. San Francisco (10/29/17) (49ers QB **C.J. Beathard**)																		

CAREER HIGHS		
Tackles	12	9/24/17 vs. NYG
Sacks	--	---
INTs	1	4x, last: 10/20/19 vs. Dal.
PDs	4	9/23/18 vs. Ind.
FFs	--	---
FRs	--	---



SEASON HIGHLIGHTS (Continued)

- Tallied his 2nd INT of the season at Car. (10/12/17) when he picked off Panthers QB **Cam Newton** deep in Eagles territory late in the fourth quarter
- Earned a starting job in his second season and recorded his first career INT in the season opener at Was. (9/10/17). With the Eagles clinging to a 2-point lead and the Redskins threatening to score in the fourth quarter, picked off a **Kirk Cousins** pass on the goal line

2016 - PHILADELPHIA EAGLES (16/2)

- Finished his rookie campaign tied for 4th on the Eagles defense with 10 PDs and ranked 5th with 67 total tackles
- Made the first start of his career at Was. (10/16/16) and recorded 7 tackles (5 solo) and 1 PD
- Had 2 tackles and 1 PD in his NFL debut vs. Cle. (9/11/16)

COLLEGE HIGHLIGHTS

- Played in 7 games as a senior in 2015 after breaking his ankle in the preseason. Was a first-team All-America selection by CBS Sports after finishing the season with 30 tackles, 1.0 sack and 3 PDs
- As a junior in 2014, started 12 games at safety and one at nickelback and tallied 62 tackles, 1 INT and 5 PDs

FÚTBOL FAN

A big soccer fan to this day, Mills played left midfield and left forward in high school. He attended the COPA America Centenario games at Lincoln Financial Field in the 2016 offseason and says if he could play any other sport he would be a forward for the U.S. national team. His favorite soccer players are Cristiano Ronaldo and Lionel Messi.

BIRDSEED

Mills is the son of Kisa Mills and has an older brother, Jaquan, and a dog, a Morkie named Baby. Mills spent one season at DeSoto (TX) High School and helped lead his team to a 10-2 record as a senior, after transferring from Lancaster High School. He moved to WR and QB before switching to the secondary as a junior in high school.

@greengoblin @greengoblin

2019 GAME-BY-GAME STATISTICS (PHI)

Date	Opp		GP/S	Tot	Solo	Sk	Int	PD	FF	FR	Snaps	Pct
Sep 8	Was	W	0/0	RESERVE/PUP (FOOT)								
Sep 15	at Atl	L	0/0	RESERVE/PUP (FOOT)								
Sep 22	Det	L	0/0	RESERVE/PUP (FOOT)								
Sep 26	at GB	W	0/0	RESERVE/PUP (FOOT)								
Oct 6	NYJ	W	0/0	RESERVE/PUP (FOOT)								
Oct 13	at Min	L	0/0	RESERVE/PUP (FOOT)								
Oct 20	at Dal	L	1/1	11	8	0.0	1	1	0	0	64	91%
Oct 27	at Buf	W	1/1	3	3	0.0	0	0	0	0	57	92%
Nov 3	Chi	W	1/1	3	3	0.0	0	1	0	0	42	93%
Nov 17	NE	L	1/1	6	4	0.0	0	2	0	0	74	100%
Nov 24	Sea	L	1/1	7	6	0.0	0	2	0	0	62	95%
Dec 1	at Mia	L	1/1	4	2	0.0	0	2	0	0	71	99%
Dec 9	NYG	W	1/1	5	5	0.0	0	1	0	0	43	83%
Dec 15	at Was	W	1/1	3	2	0.0	0	0	0	0	50	94%
Dec 22	Dal											
Dec 29	at NYG											
Totals			**8/8**	**42**	**33**	**0.0**	**1**	**9**	**0**	**0**	**463**	**52%**



COLLEGE HIGHLIGHTS (Continued)

- Picked up 67 tackles, 3.0 sacks and 3 INTs (tied for the team lead) over 13 starts as a sophomore in 2013
- Earned 2012 Freshman First-Team All-America honors after starting all 13 games at cornerback and finishing 4th on the team with 57 total tackles, while adding 2 INTs and 5 PDs

TRANSACTIONS

2016 Drafted by PHI in 7th round (233rd overall)
Signed 4-year contract
12/8/18 Placed on Injured Reserve (foot)
7/25/19 Placed on Active/PUP List (foot)
8/31/19 Placed on Reserve/PUP List (foot)
10/15/19 Activated to a 21-day practice window
10/19/19 Activated from Reserve/PUP to Perform List

2018 GAME-BY-GAME STATISTICS (PHI)

Date	Opp		GP/S	Tot	Solo	Sk	Int	PD	FF	FR	Snaps	Pct
Sep 6	Atl	W	1/1	6	6	0.0	0	2	0	0	67	96%
Sep 16	at TB	L	1/1	7	6	0.0	0	0	0	0	58	100%
Sep 23	Ind	W	1/1	5	5	0.0	0	4	0	0	55	93%
Sep 30	at Ten	L	1/1	6	3	0.0	0	1	0	0	71	100%
Oct 7	Min	L	1/1	9	5	0.0	0	3	0	0	62	100%
Oct 11	at NYG	W	1/1	9	8	0.0	0	3	0	0	63	97%
Oct 21	Car	L	1/1	7	7	0.0	0	1	0	0	58	98%
Oct 28	at Jax	W	1/1	1	0	0.0	0	0	0	0	23	36%
Nov 11	Dal	L	0/0	INACTIVE (FOOT)								
Nov 18	at NO	L	0/0	INACTIVE (FOOT)								
Nov 25	NYG	W	0/0	INACTIVE (FOOT)								
Dec 3	Was	W	0/0	INACTIVE (FOOT)								
Dec 9	at Dal	L	0/0	INJURED RESERVE (FOOT)								
Dec 16	at LAR	W	0/0	INJURED RESERVE (FOOT)								
Dec 23	Hou	W	0/0	INJURED RESERVE (FOOT)								
Dec 30	at Was	W	0/0	INJURED RESERVE (FOOT)								
Totals			**8/8**	**50**	**40**	**0.0**	**0**	**14**	**0**	**0**	**457**	**44%**
PLAYOFFS												
Jan 6	at Chi	W	0/0	INJURED RESERVE (FOOT)								
Jan 13	at NO	L	0/0	INJURED RESERVE (FOOT)								
Totals			**0/0**	**0**	**0**	**0.0**	**0**	**0**	**0**	**0**	**0**	**0%**

2017 GAME-BY-GAME STATISTICS (PHI)

Date	Opp		GP/S	Tot	Solo	Sk	Int	PD	FF	FR	Snaps	Pct
Sep 10	at Was	W	1/1	9	9	0.0	1	2	0	0	63	100%
Sep 17	at KC	L	1/1	2	2	0.0	0	0	0	0	53	100%
Sep 24	NYG	W	1/1	12	11	0.0	0	2	0	0	69	100%
Oct 1	at LAC	W	1/1	5	3	0.0	0	1	0	0	57	100%
Oct 8	Ari	W	1/1	6	5	0.0	0	3	0	0	58	97%
Oct 12	at Car	W	1/1	5	3	0.0	1	1	0	0	81	99%
Oct 23	Was	W	1/1	6	6	0.0	0	0	0	0	64	100%
Oct 29	SF	W	1/1	8	5	0.0	1	2	0	0	61	92%
Nov 5	Den	W	1/1	4	3	0.0	0	2	0	0	64	100%
Nov 19	at Dal	W	1/1	8	7	0.0	0	3	0	0	63	100%
Nov 26	Chi	W	1/1	2	2	0.0	0	1	0	0	44	80%
Dec 3	at Sea	L	1/1	7	5	0.0	0	1	0	0	60	97%
Dec 10	at LAR	W	1/1	0	0	0.0	0	0	0	0	48	100%
Dec 17	at NYG	W	1/1	4	3	0.0	0	2	0	0	85	97%
Dec 25	Oak	W	1/1	8	4	0.0	0	2	0	0	62	90%
Dec 31	Dal	L	0/0	INACTIVE (ANKLE)								
Totals			**15/15**	**86**	**68**	**0.0**	**3**	**22**	**0**	**0**	**932**	**90%**
PLAYOFFS												
Jan 13	Atl	W	1/1	1	1	0.0	0	3	0	0	63	100%
Jan 21	Min	W	1/1	5	4	0.0	0	1	0	0	67	100%
Feb 4	at NE	W	1/1	9	6	0.0	0	2	0	0	76	100%
Totals			**3/3**	**15**	**11**	**0.0**	**0**	**6**	**0**	**0**	**206**	**100%**

G SUA OPETA 78

6-4 | 305 Rookie

DOB: Aug. 15, 1996 (Age 23)

Stansbury Park, Utah

Stansbury High School

Weber State

UDFA ('19) by Philadelphia

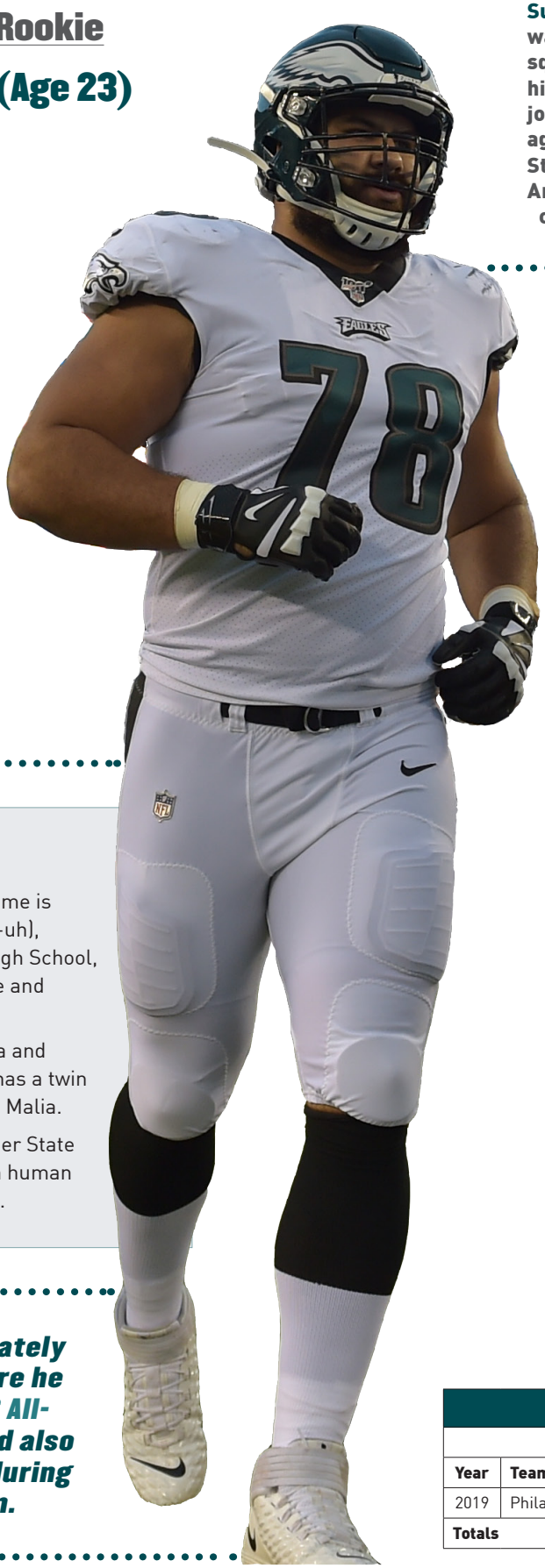

Sua Opeta (pronounced SUE-uh OH-pet-uh) was signed by the Eagles from the practice squad to the 53-man roster in Week 14 of his rookie campaign. Opeta, who originally joined Philadelphia as an undrafted free agent in 2019, played collegiately at Weber State, where he was a two-time FCS All-America selection and also served as a captain during his senior season.

BIRDSEED

Opeta, whose given first name is Iosua (pronounced YO-sue-uh), attended Stansbury (UT) High School, where he received all-state and all-region honors.

Opeta is the son of Amerika and Christy Opeta and he also has a twin brother, Isaia, and a sister, Malia.

Opeta graduated from Weber State with a bachelor's degree in human performance management.

Opeta played collegiately at Weber State, where he was a two-time FCS All-America selection and also served as a captain during his senior season.

COLLEGE HIGHLIGHTS

- Finished his collegiate career at Weber State played in 50 games over four years, including every contest in each of his final three seasons on the offensive line. A two-time All-America nad two-time first-team All-Big Sky honoree
- As a senior in 2018, was voted a consensus All-American as well as first-team All-Big Sky after starting all 13 games and serving as a team captain. Part of a Wildcat team that won 10 games and a league title and earned a No. 2 playoff seed
- Started all 14 games as a junior in 2017 as part of Weber State's historic season that included a Big Sky title, a school-record 11 wins and 2 wins in the FCS playoffs. Earned All-America and All-Big Sky accolades
- As a sophomore in 2016, started all 12 games on the offensive line after moving from the defnsive sid eof the ball in spring practice. Named honorable mention all-conference and helped the Wildcats reach the FCS playoffs

TRANSACTIONS

2019	Signed by PHI as UDFA
8/31/19	Waived by PHI
9/1/19	Signed by PHI to practice squad
12/3/19	Signed by PHI from practice squad to 53-man roster

CAREER STATISTICS

			STARTS		OFF SNAPS	
Year	**Team**	**GP/S**	**LG**	**RG**	**No**	**Pct**
2019	Philadelphia	0/0	0	0	0	0%
Totals		**0/0**	**0**	**0**	---	---

TE JOSHUA PERKINS 81

6-3 | 223 3rd Year

DOB: Aug. 5, 1993 (Age 26)



Washington
UDFA ('16) by Atlanta
Acquired: FA-18



Joshua Perkins was originally signed by the Eagles to a reserve/future contract in 2018 after spending the previous two years on the Falcons practice squad and active roster. Perkins, who broke into the NFL as an undrafted free agent with Atlanta in 2016, played collegiately at the University of Washington, where he earned All-Pac-12 honors as a senior in 2015.

Perkins has seen action in 23 career NFL games (including playoffs). In 2018, he appeared in a career-high 9 games (1 start) with the Eagles.

Perkins was an All-Pac-12 honoree at the University of Washington, where he totaled 66 receptions for 911 yards (13.8 avg.) and 9 TDs in 27 career games.

BIRDSEED

Perkins attended Gahr (CA) High School and during his senior year he was a first-team all-area selection after catching 70 passes for 1,072 yards and 11 TDs. In the top game of his senior year, Perkins caught 12 passes for 170 yards and 2 TDs.

@lifesonlyperk @lifesonlyperk

THREE-STEP DROP

Hobbies: Playing video games, basketball and hanging out with friends

Surprisingly good at: "I can sign, a little bit."

Favorite meals: "I like soul food - yams, fried chicken, greens and jambalaya."

Favorite movies: *The Wood*, *Friday* and *Avatar*

Favorite TV shows: *The Fresh Prince of Bel-Air* and *Martin*

SEASON HIGHLIGHTS

2018 - PHILADELPHIA EAGLES (9/1, 0/0)

- Posted career highs in receptions (4) and receiving yards (57) at TB (9/16/18), including a career-long 30-yard catch from **Nick Foles** in the fourth quarter

2016 - ATLANTA FALCONS (8/1, 3/0)

- Caught his first career TD on a 26-yard pass from **Matt Ryan** to cap Atlanta's opening drive at Car. (12/24/16)
- Recorded his first career catch in the first quarter vs. SF (12/18/16). Pulled in an 8-yard reception to set up a 5-yard TD by **Devonta Freeman**

COLLEGE HIGHLIGHTS

- Totaled 66 receptions for 911 yards (13.8 avg.) and 9 TDs in 27 career games at Washington
- Played in all 13 games (8 starts) as a senior in 2015, earning honorable mention All-Pac-12 accolades. Also named a midseason All-America first-teamer by SI.com

TE JOSHUA PERKINS 81

CAREER STATISTICS

			RECEIVING					OFF SNAPS	
Year	**Team**	**GP/S**	**Rec**	**Yds**	**Avg**	**Lg**	**TD**	**No**	**Pct**
2016	Atlanta	8/1	3	42	14.0	26t	1	72	7%
2018	Philadelphia	9/1	5	67	13.4	30	0	95	9%
2019	Philadelphia	3/0	5	37	7.4	13	0	46	4%
Totals		**20/2**	**13**	**146**	**11.2**	**30**	**1**	**---**	**---**
PLAYOFFS									
2016	Atlanta	3/0	0	0	---	--	0	11	6%
2018	Philadelphia	0/0	PLACED ON IR (KNEE) ON 11/16/18						
Totals		**3/0**	**0**	**0**	**---**	**--**	**0**	**---**	**---**

ADDITIONAL STATISTICS

Special Teams Tackles: 5 - 2018 *(3)*, 2016 *(2)*

CAREER HIGHS

Receptions	5	12/9/19 vs NYG
Receiving Yards	57	9/16/18 at TB
Receiving Long	30	9/16/18 at TB
Receiving TDs	1	12/24/16 at Car.

2019 GAME-BY-GAME STATISTICS (PHI)

				RECEIVING					SNAPS	
Date	**Opp**		**GP/S**	**Rec**	**Yds**	**Avg**	**Lg**	**TD**	**No**	**Pct**
Sep 8	Was	W	EAGLES PRACTICE SQUAD							
Sep 15	at Atl	L	EAGLES PRACTICE SQUAD							
Sep 22	Det	L	EAGLES PRACTICE SQUAD							
Sep 26	at GB	W	EAGLES PRACTICE SQUAD							
Oct 6	NYJ	W	EAGLES PRACTICE SQUAD							
Oct 13	at Min	L	EAGLES PRACTICE SQUAD							
Oct 20	at Dal	L	EAGLES PRACTICE SQUAD							
Oct 27	at Buf	W	EAGLES PRACTICE SQUAD							
Nov 3	Chi	W	EAGLES PRACTICE SQUAD							
Nov 17	NE	L	EAGLES PRACTICE SQUAD							
Nov 24	Sea	L	EAGLES PRACTICE SQUAD							
Dec 1	at Mia	L	1/0	0	0	---	---	0	0	0%
Dec 9	NYG	W	1/0	5	37	7.4	13	0	30	34%
Dec 15	at Was	W	1/0	0	0	---	---	0	16	21%
Dec 22	Dal									
Dec 29	at NYG									
Totals			**3/0**	**5**	**37**	**7.4**	**13**	**0**	**46**	**4%**

2018 GAME-BY-GAME STATISTICS (PHI)

				RECEIVING					SNAPS	
Date	**Opp**		**GP/S**	**Rec**	**Yds**	**Avg**	**Lg**	**TD**	**No**	**Pct**
Sep 6	Atl	W	1/0	0	0	---	--	0	4	6%
Sep 16	at TB	L	1/0	4	57	14.3	30	0	26	33%
Sep 23	Ind	W	1/1	1	10	10.0	10	0	31	38%
Sep 30	at Ten	L	1/0	0	0	---	--	0	8	10%
Oct 7	Min	L	1/0	0	0	---	--	0	1	2%
Oct 11	at NYG	W	1/0	0	0	---	--	0	11	15%
Oct 21	Car	L	1/0	0	0	---	--	0	7	10%
Oct 28	at Jax	W	1/0	0	0	---	--	0	7	11%
Nov 11	Dal	L	1/0	0	0	---	--	0	0	0%
Nov 18	at NO	L	0/0	INJURED RESERVE (KNEE)						
Nov 25	NYG	W	0/0	INJURED RESERVE (KNEE)						
Dec 3	Was	W	0/0	INJURED RESERVE (KNEE)						
Dec 9	at Dal	L	0/0	INJURED RESERVE (KNEE)						
Dec 16	at LAR	W	0/0	INJURED RESERVE (KNEE)						
Dec 23	Hou	W	0/0	INJURED RESERVE (KNEE)						
Dec 30	at Was	W	0/0	INJURED RESERVE (KNEE)						
Totals			**9/1**	**5**	**67**	**13.4**	**30**	**0**	**95**	**9%**
PLAYOFFS										
Jan 6	at Chi	W	0/0	INJURED RESERVE (KNEE)						
Jan 13	at NO	L	0/0	INJURED RESERVE (KNEE)						
Totals			**0/0**	**0**	**0**	**---**	**--**	**0**	**0**	**0%**

2016 GAME-BY-GAME STATISTICS (ATL)

				RECEIVING					SNAPS	
Date	**Opp**		**GP/S**	**Rec**	**Yds**	**Avg**	**Lg**	**TD**	**No**	**Pct**
Sep 11	TB	L	0/0	INACTIVE						
Sep 18	at Oak	W	0/0	INACTIVE						
Sep 26	at NO	W	0/0	INACTIVE						
Oct 2	Car	W	0/0	INACTIVE						
Oct 9	at Den	W	0/0	INACTIVE						
Oct 16	at Sea	L	0/0	INACTIVE						
Oct 23	SD	L	0/0	INACTIVE						
Oct 30	GB	W	0/0	INACTIVE						
Nov 3	at TB	W	1/0	0	0	---	--	0	8	11%
Nov 13	at Phi	L	1/0	0	0	---	--	0	4	8%
Nov 27	Ari	W	1/0	0	0	---	--	0	3	4%
Dec 4	KC	L	1/0	0	0	---	--	0	1	1%
Dec 11	at LAR	W	1/0	0	0	---	--	0	5	9%
Dec 18	SF	W	1/0	1	8	8.0	8	0	10	15%
Dec 24	at Car	W	1/1	2	34	17.0	26t	1	27	43%
Jan 1	NO	W	1/0	0	0	---	--	0	14	23%
Totals			**8/1**	**3**	**42**	**14.0**	**26t**	**1**	**72**	**7%**
PLAYOFFS										
Jan 14	Sea	W	1/0	0	0	---	--	0	7	10%
Jan 22	GB	W	1/0	0	0	---	--	0	4	73%
Feb 5	NE	L	1/0	0	0	---	--	0	0	0%
Totals			**3/0**	**0**	**0**	**---**	**--**	**0**	**11**	**6%**

T JASON PETERS 71

6-4 | 328 NFL **16th Year**

DOB: Jan. 22, 1982 (Age 37)

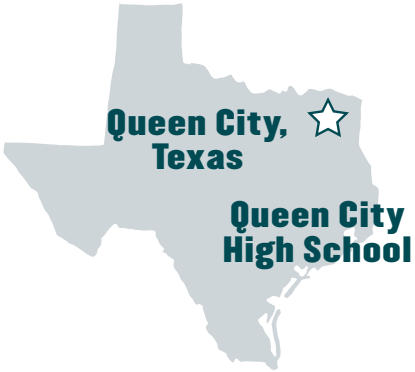

Arkansas
UDFA ('04) by Buffalo
Acquired: T-Buf-09



2017

In 2000, **Jason Peters** was a redshirt defensive lineman laboring on Arkansas' scout team. In 2004, he was an undrafted rookie tight end working to earn playing time in Buffalo. Now, he is a nine-time Pro Bowl and six-time All-Pro offensive tackle who is building his resume for a spot in the Pro Football Hall of Fame. Widely regarded as the best offensive tackle in the NFL, the 16-year veteran has anchored the Eagles offensive line since he was acquired in a trade with Buffalo in 2009.

AP 2007 | AP 2008 | AP 2010 | AP 2011 | AP 2013
AP 2014 | PRO BOWL 2008 | PRO BOWL 2009 | PRO BOWL 2010 | PRO BOWL 2011
PRO BOWL 2012 | PRO BOWL 2014 | PRO BOWL 2015 | PRO BOWL 2016 | PRO BOWL 2017

THREE-STEP DROP

Hobbies: Dominoes, fishing, camping in Texas and DJing

Favorite teams/athletes growing up: Buffalo Bills, Texas Rangers, Bruce Smith

First jersey: Shaquille O'Neal, Magic

First job: Working the grill at a Wendy's in Atlanta, TX. "After practice, I would ride three miles on my bike to get to work."

If he could play another sport: Pitcher, New York Yankees

Best player he ever faced: Dwight Freeney. "He'll change the whole game around if you can't block him."

Talent he'd like to have: To be an engineer for Microsoft and invent something as impactful as the Internet

PRO BOWL BERTHS

EAGLES ALL-TIME HISTORY


CHUCK BEDNARIK
8


JASON PETERS
7


BRIAN DAWKINS
7


REGGIE WHITE
7


DONOVAN McNABB
6


PETE PIHOS
6

EAGLES ALL-TIME TACKLES


JASON PETERS
7


TRA THOMAS
3


BOB BROWN
3


FRANK KILROY
3



AN UNCONVENTIONAL PATH

Peters originally signed with the Buffalo Bills in 2004 as a tight end with a signing bonus of $5,000. He went undrafted despite an impressive workout at the combine, which included a 4.8 time in the 40-yard dash.

He began the 2004 season on the Bills practice squad, but was elevated to the 53-man roster in November and saw action at both tight end and offensive tackle. In a Dec. 19 contest at Cincinnati, Peters started his first career NFL game when the team opened up in a two-TE set. During the contest, he blocked a punt and recovered it in the end zone for a TD (pictured above).

In 2005, Peters made the transition from tight end to tackle and credits former Bills coach **Mike Mularkey** for the career-changing move. "Offensive line was one of our weak points and I remember wanting to get on the field any way I could. Coach Mularkey told me about it and Mouse (offensive line coach **Jim McNally**) and I got to work."

Peters officially made the switch to tackle in the middle of the season and started the final nine games of the year at RT. He went on to open the 2006 season as the starting RT and switched to LT for the final nine games of the season. That year, he was named to Peter King's SI.com All-Pro team. After proving to be the Bills' most dominant offensive lineman in 2006, Peters opened 15 contests at LT in 2007 and garnered Pro Bowl honors for the first time in his career.

In 2009, the Eagles acquired Peters in a trade with Buffalo in exchange for a first-round draft pick in 2009, a fourth-round pick in 2009 and a sixth-round pick in 2010. Since then, Peters has made the Pro Bowl seven times, marking the second-most Pro Bowl berths in franchise history.

EARLY ATHLETICISM

As a 9-year old, Peters was taken out of a baseball game after the umpire and opposing coach were convinced he was too old to play in the league. "I struck out 9 batters in the first three innings. My mother had to go home and get my birth certificate before I was allowed back in the game. After I did, I hit a home run."

Peters attended Queen City (TX) High School and earned All-District and All-Area honors as a defensive end. He also lettered in basketball, averaging 18.4 points per game to garner All-District and All-Area honors.



CUSTOM WHEELS

Peters owns a business in Shreveport, LA, named Greedy Boy Customs. "We do custom car work or on really anything with wheels," said Peters. "We've actually done work on a few golf carts." ... Thanks to his grandfather, Dallas Wiggins, buying and restoring cars has been a passion in Jason's life. "He used to take all these old cars and fix them up. When I was little, I was always hanging around watching him and my uncle, and I got hooked."



BRAND JORDAN

Peters started a collection of Jordans in 2006 and now has a collection of over 2,500 that he displays in one closet in his home. His personal favorites are the "black and red 13's."

BIRDSEED

Full name is Jason Raynard Peters. His mother is Teledeo (pronounced Toledo) Simington and his stepfather is Ivory Simington. He has two sisters, Ivy and Chrissy.

Jason is quick to name his mother as the hero in his life, "My mom means everything to me. I definitely wouldn't be where I am today without her. She worked multiple jobs so she could provide for us. In the last year or so she lost over 100 pounds before undergoing two knee replacement surgeries. Now she's doing so much better. She continues to be such a big inspiration to me."

He is single and resides in South Jersey and in Atlanta, TX. He has a son, Jayshaun, who plays football, baseball, and basketball. Majored in vocational education at Arkansas.

T JASON PETERS 71

CAREER STATISTICS							
			STARTS			OFF SNAPS	
Year	Team	GP/S	LT	RT	TE	No	Pct
2004	Buffalo	5/1	0	0	1	N/A	N/A
2005	Buffalo	16/10	0	9	1	N/A	N/A
2006	Buffalo	16/16	9	7	0	N/A	N/A
2007	Buffalo	15/15	15	0	0	N/A	N/A
2008	Buffalo	13/13	13	0	0	N/A	N/A
2009	Philadelphia	15/15	15	0	0	N/A	N/A
2010	Philadelphia	13/13	13	0	0	N/A	N/A
2011	Philadelphia	14/14	14	0	0	N/A	N/A
2012	Philadelphia	0/0	PLACED ON IR (ACHILLES) (8/27/12)				
2013	Philadelphia	16/16	16	0	0	1018	92%
2014	Philadelphia	16/16	16	0	0	1146	97%
2015	Philadelphia	14/14	14	0	0	760	66%
2016	Philadelphia	16/16	16	0	0	1100	97%
2017	Philadelphia	7/7	7	0	0	422	37%
2018	Philadelphia	16/16	16	0	0	868	79%
2019	Philadelphia	11/11	11	0	0	741	71%
Totals		**203/193**	**175**	**16**	**2**	**---**	**---**
PLAYOFFS							
2009	Philadelphia	1/1	1	0	0	N/A	N/A
2010	Philadelphia	1/1	1	0	0	N/A	N/A
2013	Philadelphia	1/1	1	0	0	58	100%
2018	Philadelphia	2/2	2	0	0	105	88%
Totals		**5/5**	**5**	**0**	**0**	**---**	**---**



CAREER HIGHLIGHTS

- With his 9th **Pro Bowl** selection and 7th as an Eagle in 2016, Peters has garnered the second-most Pro Bowl nods in team history behind **Chuck Bednarik** (eight)
- Earned *Associated Press* **All-Pro** honors following the 2007, '08, '10, '11, '13 and '14 campaigns. Was named to the first team in 2011 and 2013
- Joined **Frank "Bucko" Kilroy** (1953-55) as the only two offensive linemen in franchise history to earn a **Pro Bowl** berth in three consecutive years
- Since Peters' first **Pro Bowl** selection in 2007, only **Joe Thomas** (10) has been selected to as many Pro Bowls as an offensive lineman
- Has two career touchdowns: Blocked a punt and recovered it in the end zone (12/19/04 at Cin.) and caught **J.P. Losman's** first career TD pass (9/11/05 vs. Hou.)
- In 2014, was named a second-team *AP* **All-Pro** and garnered All-NFC honors from the Pro Football Writers of America
- Was part of an Eagles offensive line in 2013 that blocked for the NFL's leading rusher, **LeSean McCoy**, who finished with a franchise-best 1,607 rushing yards. Also helped the Eagles set a team record with 6,676 total yards and record the second-most points in franchise history (442)

COLLEGE HIGHLIGHTS

- Left Arkansas after his junior season. Played in 36 games and caught 28 passes for 300 yards and 4 TDs as a tight end
- In 2003, earned All-SEC second team honors after starting every game at TE and ranking third on the team with 21 receptions for 218 yards and four TDs
- Played in 13 games (12 starts) as a tight end in 2002
- In 2001, played in 10 games (three starts). He began the season as a reserve defensive end and tackle, moving to tight end for the Auburn contest
- Redshirted in 2000, spending the season as a scout team defensive lineman

TRANSACTIONS

2004	Signed by BUF as undrafted free agent
9/1/04	Waived by BUF
9/7/04	Signed by BUF to practice squad
11/13/04	Signed by BUF from practice squad to active roster
7/14/06	Signed by BUF to 5-year contract extension
4/17/09	Traded from BUF to PHI for a 1st-round draft pick in 2009, a 4th-round pick in 2009 and a 6th-round pick in 2010 ... Signed by PHI to 6-year contract
8/27/12	Placed on Reserve/Non-Football Injury List (Achilles)
2/26/14	Signed by PHI to a 5-year contract
6/14/17	Signed by PHI to 1-year contract extension
10/25/17	Placed on Injured Reserve (knee)
3/11/19	Signed by PHI to 1-year contract extension

G/T MATT PRYOR 69

6-7 | 332 2nd Year

DOB: Dec. 16, 1994 (Age 24)



TCU
D6-18 (206th overall) by Philadelphia



Matt Pryor was originally selected by the Eagles in the 6th round (206th overall) of the 2018 NFL Draft. The California native played collegiately at TCU, where he started in 31 games (23 at guard) and earned All-Big 12 honors following his senior season in 2017.

Pryor started every game during his junior and senior seasons at TCU. In 2017, he was named second-team All-Big 12 after blocking for an offense that ranked 17th in the nation in total TDs (62).

COLLEGE HIGHLIGHTS

- Started in 31 games (23 at guard) during his time with the Horned Frogs, including an Alamo Bowl victory over Stanford to end his collegiate career
- Started every game his junior and senior seasons, winning 17 games during that span
- Named second-team All-Big 12 at the guard position as a senior, when he helped TCU rank 17th in the nation in total TDs (62)
- Blocked for QB **Kenny Hill**, who threw for 3,152 yards and rushed for 325 yards in 2017. Helped Hill achieve the 2nd-best completion percentage in the Big 12

TRANSACTIONS

2018 Drafted by PHI in 6th round (206th overall)
Signed 4-year contract

THREE-STEP DROP

First job: Was a bouncer at Varsity Bar near TCU's campus

Surprisingly good skill: Proficient at graphic design and using technology

First jersey: Magic Johnson, L.A. Lakers

Three favorite throwback jerseys: Michael Jordan, Chicago Bulls; Allen Iverson, Philadelphia 76ers; Kobe Bryant, Los Angeles Lakers

Best player he has faced: San Francisco 49ers and former Oregon DE DeForest Buckner

Favorite TV shows: *Breaking Bad*, *Sons of Anarchy* and *Blacklist*

Prized possession: His family

CAREER STATISTICS				
			OFF SNAPS	
Year	Team	GP/S	No	Pct
2018	Philadelphia	0/0	0	0%
2019	Philadelphia	10/0	44	4%
Totals		**10/0**	**---**	**---**
PLAYOFFS				
2018	Philadelphia	0/0	0	0%
Totals		**0/0**	**---**	**---**

DT HASSAN RIDGEWAY 98

6-3 | 305 NFL 4th Year

DOB: Nov. 2, 1994 (Age 25)



Texas
D4-16 (116th overall) by Indianapolis
Acquired: T-Ind-19

Ridgeway posted a career-high 3.0 sacks in 13 games with the Colts in 2017.

THREE-STEP DROP

First job: Security guard

Surprisingly good at: Cooking

Bucket list: Learn how to swim

Biggest pet peeve: Getting woken up

If he could play another sport: Basketball, power forward

Moment left starstruck: "Going through the combine and realizing the position you are in."

Favorite music/artist: Hip-hop, R&B, J Cole

Favorite athlete: Shaquille O'Neal

Favorite meal: Jambalaya



Originally selected by the Colts in the 4th round (116th overall) of the 2016 NFL Draft, Hassan Ridgeway was acquired by the Eagles in a trade with Indianapolis in 2019. Over his three-year career with the Colts, Ridgeway totaled 41 tackles (18 solo) and 4.5 sacks. A native of Mansfield, TX, Ridegway played collegiately at the University of Texas.

CAREER HIGHLIGHTS

2019 - PHILADELPHIA EAGLES (7/5)

- Sacked Cowboys QB **Dak Prescott** for a 9-yard loss in the third quarter at Dal. (10/20/19)
- Registered his first sack as an Eagle when he brought down Jets QB **Luke Falk** for a 8-yard loss in the fourth quarter of the team's 10.0-sack performance (tied for 2nd-most in franchise history) in the win vs. NYJ (10/6/19)

2018 - INDIANAPOLIS COLTS (5/0, 2/0)

- Competed in 7 games, including 2 playoff games, recording 9 tackles (6 solo)
- In the AFC Wild Card Round at Houston (1/5), he registered 2 tackles and half a sack.

2017 - INDIANAPOLIS COLTS (13/1)

- Played in 13 games (1 start) and totaled 14 tackles (5 solo), 3.0 sacks, 3 TFLs and 4 QB hits in his second year with the Colts

2016 - INDIANAPOLIS COLTS (16/5)

- Competed in all 16 games (5 starts) during his rookie year. Posted 23 tackles (9 solo), 1.5 sacks, 2 TFLs, 5 QB hits, 1 PD and 1 blocked extra point

DT HASSAN RIDGEWAY 98

CAREER STATISTICS

			TACKLES					PASS DEFENSE						FUMBLES			DEF SNAPS	
Year	Team	GP/S	Total	Solo	Asst	TFL	Sacks	Int	Yds	Lg	TD	PD	QPH	FF	FR	Yds	No	Pct
2016	Indianapolis	16/5	21	8	13	2	1.5	0	0	--	0	1	5	0	0	0	442	41%
2017	Indianapolis	13/1	14	5	9	3	3.0	0	0	--	0	0	4	0	0	0	177	16%
2018	Indianapolis	5/0	6	5	1	1	0.0	0	0	--	0	0	0	0	0	0	65	6%
2019	Philadelphia	7/5	10	7	3	6	2.0	0	0	--	0	0	4	0	0	0	252	28%
Totals		**41/11**	**51**	**25**	**26**	**12**	**6.5**	**0**	**0**	**--**	**0**	**1**	**13**	**0**	**0**	**0**	**---**	**---**

CAREER HIGHS

Tackles	5	12/11/16 vs. Hou.
Sacks	1.0	6x, last: 10/20/19 at Dal.
INTs	--	---
PDs	1	10/2/16 at Jax.
FFs	--	---
FRs	--	---

COLLEGE HIGHLIGHTS

- A two-year starter who played in 36 games (18 starts) and totaled 92 tackles (58 solo), 9.5 sacks, 2 FRs (1 returned for a TD) and 1 PD
- Earned All-Big 12 honorable mention and was named First Team All-Big 12 by ESPN.com as a senior in 2015. Appeared in 11 games (8 starts) and totaled 36 tackles (24 solo), 6.5 TFLs, 3.5 sacks and 2 FRs
- In 2014, played in 13 games (10 starts) and totaled 43 tackles (27 solo) and finished second on the team in sacks (6.0) and 4th in tackles for loss (11)
- Saw action in 12 games as a reserve in 2013, notching 13 tackles (7 solo) and 1 PD

TRANSACTIONS

2016 Drafted by IND in 4th round (116th overall)
4/26/19 Traded by IND to PHI
10/23/19 Placed on Injured Reserve (Ankle)



2019 GAME-BY-GAME STATISTICS (PHI)

Date	Opp		GP/S	Tot	Solo	Sk	Int	PD	FF	FR	Snaps	Pct
Sep 8	Was	W	1/0	1	1	0.0	0	0	0	0	23	36%
Sep 15	at Atl	L	1/0	1	0	0.0	0	0	0	0	31	47%
Sep 22	Det	L	1/1	1	1	0.0	0	0	0	0	38	59%
Sep 26	at GB	W	1/1	1	1	0.0	0	0	0	0	48	59%
Oct 6	NYJ	W	1/1	2	1	1.0	0	0	0	0	41	69%
Oct 13	at Min	L	1/1	3	2	0.0	0	0	0	0	48	68%
Oct 20	at Dal	L	1/1	1	1	1.0	0	0	0	0	23	33%
Oct 27	at Buf	W	0/0	INJURED RESERVE (ANKLE)								
Nov 3	Chi	W	0/0	INJURED RESERVE (ANKLE)								
Nov 17	NE	L	0/0	INJURED RESERVE (ANKLE)								
Nov 24	Sea	L	0/0	INJURED RESERVE (ANKLE)								
Dec 1	at Mia	L	0/0	INJURED RESERVE (ANKLE)								
Dec 9	NYG	W	0/0	INJURED RESERVE (ANKLE)								
Dec 15	at Was	W	0/0	INJURED RESERVE (ANKLE)								
Dec 22	Dal											
Dec 29	at NYG											
Totals			**7/5**	**10**	**7**	**2.0**	**0**	**0**	**0**	**0**	**252**	**28%**

BIRDSEED

Ridegway prepped at Mansfield High School in Texas, where he lettered in football and basketball and earned All-America and all-state honors. Despite not playing football until his sophmore year, he was a two-time all area and all-district honoree on the defensive line.

He tallied 57 tackles, 7.5 sacks, one forced fumble and one fumble recovery in his senior season and helped lead Mansfield to an 11-2 record and advance to the third round of the state playoffs.

Majored in applied learning and development with a minor in social work at Texas.

@r1dge8 @big_ridge1

LB DUKE RILEY 50

6-1 | 218 3rd Year

DOB: May 16, 1994 (Age 25)



John Curtis Christian High School

River Ridge, Louisiana

Louisiana State

D3-17 (75th overall) by Atlanta

Acquired: T-ATL-19



Originally a third-round draft choice of the Atlanta Falcons in 2017, Duke Riley was acquired by the Eagles in a trade with Atlanta during Week 5 of 2019. During his time with Atlanta, Riley played in 32 games (16 starts) and totaled 81 tackles on defense and 9 tackles on special teams. As a senior at LSU in 2016, Riley was voted as the Tigers' Most Valuable Player and served as a defensive captain.

SEASON HIGHLIGHTS

2019 - PHILADELPHIA EAGLES (10/0)

- Registered his 1st-career fumble recovery when Bears TE **Adam Shaheen** muffed the kickoff following **Jake Elliott**'s 38-yard FG that made it a 22-14 score in the 4th quarter

2018 - ATLANTA FALCONS (16/10)

- Recorded a career-high 57 tackles (36 solo), 2 TFL and 2 PDs. Also added 3 tackles on special teams
- Notched a single-game career-high 13 tackles (9 solo) vs. NO (9/23/18)

2017 - ATLANTA FALCONS (12/6, 2/0)

- Registered 24 tackles (12 solo) as a rookie and added 6 tackles on special teams
- Made his NFL debut and first career start in the season-opening win at Chi. (9/10/17)

BIRDSEED

Riley helped led John Curtis Christian (LA) High School to the Class 2A State Championship game as a junior and a senior. In 2012, after registering 124 tackles, he was honored as the Most Outstanding Defensive Player in Class 2A by the Louisiana Sports Writers Association.

Riley is the son Kesha Riley and Duke Bergham.

@1Goal1Dream @d_riley40

LB DUKE RILEY 50

CAREER STATISTICS

			TACKLES					PASS DEFENSE						FUMBLES			DEF SNAPS	
Year	Team	GP/S	Total	Solo	Asst	TFL	Sacks	Int	Yds	Lg	TD	PD	QPH	FF	FR	Yds	No	Pct
2017	Atlanta	12/6	24	12	12	0	0.0	0	0	--	0	0	0	0	0	0	224	21%
2018	Atlanta	16/10	57	36	21	2	0.0	0	0	--	0	2	1	0	0	0	407	37%
2019	Atlanta	4/0	0	0	0	0	0.0	0	0	--	0	0	0	0	0	0	1	1%
	Philadelphia	10/0	5	4	1	0	0.0	0	0	--	0	0	0	0	0	0	26	3%
	Totals	14/0	5	4	1	0	0.0	0	0	--	0	0	0	0	0	0	---	---
Totals		**42/16**	**86**	**52**	**34**	**2**	**0.0**	**0**	**0**	**--**	**0**	**2**	**1**	**0**	**0**	**0**	**---**	**---**
PLAYOFFS																		
2017	Atlanta	2/0	2	2	0	0	0.0	0	0	--	0	0	0	0	0	0	22	16%
Totals		**2/0**	**2**	**2**	**0**	**0**	**0.0**	**0**	**0**	**--**	**0**	**0**	**0**	**0**	**0**	**0**	**---**	**---**

ADDITIONAL STATISTICS

Special Teams Tackles: 16 - 2019 *(7)*, 2018 *(3)*, 2017 *(6)* **Postseason Special Teams Tackles:** 1 - 2017 *(1)*

Special Teams FRs: 1 - 2019 *(1)*

CAREER HIGHS

Tackles	13	9/23/18 vs. NO
Sacks	--	---
INTs	--	---
PDs	1	2x, last: 10/14/18 vs. TB
FFs	--	---
FRs	--	---

2019 GAME-BY-GAME STATISTICS (ATL & PHI)

Date	Opp		GP/S	Tot	Solo	Sk	Int	PD	FF	FR	Snaps	Pct
Sep 8	at Min	L	1/0	0	0	0.0	0	0	0	0	1	2%
Sep 15	Phi	W	1/0	0	0	0.0	0	0	0	0	0	0%
Sep 22	at Ind	L	1/0	0	0	0.0	0	0	0	0	0	0%
Sep 29	Ten	L	1/0	0	0	0.0	0	0	0	0	0	0%
ACQUIRED BY PHILADELPHIA VIA TRADE WITH ATLANTA (9/30/19)												
Oct 6	NYJ	W	1/0	0	0	0.0	0	0	0	0	0	0%
Oct 13	at Min	L	1/0	0	0	0.0	0	0	0	0	0	0%
Oct 20	at Dal	L	1/0	0	0	0.0	0	0	0	0	5	7%
Oct 27	at Buf	W	1/0	0	0	0.0	0	0	0	0	4	6%
Nov 3	Chi	W	1/0	1	1	0.0	0	0	0	0	2	4%
Nov 17	NE	L	1/0	1	1	0.0	0	0	0	0	3	4%
Nov 24	Sea	L	1/0	0	0	0.0	0	0	0	0	0	0%
Dec 1	at Mia	L	1/0	1	1	0.0	0	0	0	0	4	6%
Dec 9	NYG	W	1/0	1	1	0.0	0	0	0	0	2	4%
Dec 15	at Was	W	1/0	1	0	0.0	0	0	0	0	6	11%
Dec 22	Dal											
Dec 29	at NYG											
Totals			**14/0**	**5**	**4**	**0.0**	**0**	**0**	**0**	**0**	**26**	**3%**

COLLEGE HIGHLIGHTS

- Played in 50 games during his four-year career at LSu and finished with 144 tackles, 10 TFL, 1.5 sacks, 1 INT and 2 FRs
- As a senior in 2016, was voted LSU's Most Valuable Player and finished his final season with 93 tackles, 9 TFLs and 1.5 sacks. His 93 tackles led the Tigers
- Was a standout on special teams as a junior in 2015 and notched 24 tackles

TRANSACTIONS

2017 Drafted by ATL in 3rd round (75th overall)
Signed 4-year contract

9/30/19 Acquired by PHI from ATL along with a 2020 6th round draft choice in exchange for S Johnathan Cyprien and a 2020 7th round draft choice



DT ANTHONY RUSH 66

6-5 | 350 Rookie

DOB: Sept. 1, 1996 (Age 23)

Cary, North Carolina

Cary High School

UAB

UDFA ('19) by Philadelphia

Acquired: PS-Oak-19



Anthony Rush originally entered the NFL as a 2019 UDFA with the Eagles and spent the 2019 training camp with the Oakland Raiders. After being waived by Oakland out of camp, Rush signed to the Raiders practice squad before re-joining the Eagles in Week 8 after being signed to Philadelphia's 53-man roster. Rush began his collegiate playing career at Northeast Mississippi CC before transferring to UAB for his junior and senior seasons (2017 & 2018).

BIRDSEED

The son of Kai Hill and Travis Rush.

Played for Cary (NC) High School and was named to the All-Southwest Wake Athletic Conference first-team as a junior.

Majored in communication studies.

COLLEGE HIGHLIGHTS

- As a senior at UAB in 2018, recorded 43 tackles (26 solo), including 11 TFL, 2.0 sacks and 2 FFs
- Played in 13 games as a junior in 2017 and finished his first year at UAB with 34 tackles, including 9 TFL
- Prior to transferring to UAB, played two seasons at Northeast Mississippi CC from 2015-16. Recorded 73 tackles and 4.0 sacks during his two seasons at Northeast Mississippi

TRANSACTIONS

2019	Signed by PHI as UDFA
7/27/19	Waived by PHI
8/1/19	Signed by OAK
8/31/19	Waived by OAK
9/2/19	Signed by OAK to PS
10/21/19	Signed by PHI to 53-man roster from OAK PS

DT ANTHONY RUSH 66

CAREER STATISTICS

			TACKLES					PASS DEFENSE						FUMBLES			DEF SNAPS	
Year	Team	GP/S	Total	Solo	Asst	TFL	Sacks	Int	Yds	Lg	TD	PD	QPH	FF	FR	Yds	No	Pct
2019	Philadelphia	7/0	8	4	4	2	0.0	0	0	--	0	1	1	0	0	--	125	14%
Totals		**7/0**	**8**	**4**	**4**	**2**	**0.0**	**0**	**0**	**--**	**0**	**1**	**1**	**0**	**0**	**--**	**---**	**---**

2019 GAME-BY-GAME STATISTICS (PHI)

Date	Opp		GP/S	Tot	Solo	Sk	Int	PD	FF	FR	Snaps	Pct
SIGNED BY PHILADELPHIA FROM RAIDERS PRACTICE SQUAD (10/21/19)												
Oct 27	at Buf	W	1/0	0	0	0.0	0	0	0	0	12	19%
Nov 3	Chi	W	1/0	2	1	0.0	0	0	0	0	14	31%
Nov 17	NE	L	1/0	2	0	0.0	0	0	0	0	18	24%
Nov 24	Sea	L	1/0	2	1	0.0	0	0	0	0	25	38%
Dec 1	at Mia	L	1/0	2	2	0.0	0	1	0	0	27	38%
Dec 9	NYG	W	1/0	0	0	0.0	0	0	0	0	14	27%
Dec 15	at Was	W	1/0	0	0	0.0	0	0	0	0	15	28%
Dec 22	Dal											
Dec 29	at NYG											
Totals			**7/0**	**8**	**4**	**0.0**	**0**	**1**	**0**	**0**	**125**	**14%**

CAREER HIGHS

Tackles	2	4x, last: 12/1/19 at Mia.
Sacks	--	---
INTs	--	---
PDs	1	12/1/19 at Mia.
FFs	--	---
FRs	--	---

RB MILES SANDERS 26

5-11 | 211 NFL **Rookie**

DOB: May 1, 1997 (Age 22)

Pittsburgh, Pennsylvania

☆ **Woodland Hills High School**

Penn State
D2a-19 (53rd overall) by Philadelphia

One of the most productive running backs in Penn State history, Miles Sanders was selected by the Eagles in the 2nd round (53rd overall) of the 2019 NFL Draft. Sanders earned All-Big Ten honors as a junior in 2018, when he ranked 2nd in the conference with a career-high 1,274 rushing yards (marked the 5th-most rushing yards by a Nittany Lion since 2000).



2019 NFL ROOKIES

ALL-PURPOSE YARDS

Miles Sanders (Phi.)	1,434
Josh Jacobs (Oak.)	1,316
Mecole Hardman (KC)	1,191

SCRIMMAGE YARDS

Josh Jacobs (Oak.)	1,316
Miles Sanders (Phi.)	1,120
Devin Singletary (Buf.)	921

EAGLES ROOKIE RECORDS

RUSHING YARDS

Miles Sanders (2019)	687
LeSean McCoy (2009)	637
Correll Buckhalter (2001)	586

SCRIMMAGE YARDS

Miles Sanders (2019)	1,120
DeSean Jackson (2008)	1,008

BIRDSEED

Sanders attended Woodland Hills (PA) HS, where he was tabbed as PIAA Class AAA All-State first team in 2014 and 2015. He helped lead the school to 39 victories during his career, finishing with 4,573 yards on 508 carries and 59 touchdowns, landing him fifth in WPIAL Class AAAA history.

Sanders also ran track for Woodland Hills, competing in the 100, 200 and 4x100.

Miles is the son of Marlene Sanders and has one older brother, Brian, and a younger brother, Kobe. His hobbies include playing video games, training and watching Netflix.

@BoobieMilesXXIV @boobiemilesxxiv

CAREER HIGHLIGHTS

- Sanders became the first rookie in Eagles history to produce 170+ scrimmage yards (career-high 122 rushing yards), 1 rushing TD and 1 receiving TD in the same game

NOTES TO KNOW

- Sanders holds the Eagles rookie records in single-season scrimmage yards (1,120), previously held by **DeSean Jackson** (1,008 in 2008) and single-season rushing yards (687), previously held by **LeSean McCoy** (637 in 2009)
- Sanders is the first NFL RB to record at least 1,000 scrimmage yards and 300 return yards in his first 14 career games since **Adrian Peterson** in 2007

Through Week 15, Sanders ranks 4th in scrimmage yards per touch (5.8), trailing only Austin Ekeler (7.1), Lamar Jackson (6.9) and Christian McCaffrey (5.9).
(min. 150 touches)

RB MILES SANDERS 26

CAREER STATISTICS

			RUSHING					RECEIVING						OFF SNAPS	
Year	Team	GP/S	Att	Yds	Avg	Lg	TD	Rec	Yds	Avg	Lg	TD	TYS	No	Pct
2019	Philadelphia	14/9	150	687	4.6	65t	2	42	433	10.3	45	3	1,120	544	52%
Totals		**14/9**	**150**	**687**	**4.6**	**65t**	**2**	**42**	**433**	**10.3**	**45**	**3**	**1,120**	**---**	**---**

CAREER STATISTICS

Fumbles/Lost: 2/1 - 2019 *(2/1)* **Kickoff Returns:** 14-314 - 2019 *(14-314)*

2019 GAME-BY-GAME STATISTICS (PHILADELPHIA)

				RUSHING					RECEIVING						SNAPS	
Date	Opp		GP/S	Att	Yds	Avg	Lg	TD	Rec	Yds	Avg	Lg	TD	TYS	No	Pct
Sep 8	Was	W	1/0	11	25	2.3	19	0	1	2	2.0	2	0	27	36	49%
Sep 15	at Atl	L	1/1	10	28	2.8	5	0	3	9	3.0	7	0	37	35	43%
Sep 22	Det	L	1/1	13	53	4.1	14	0	2	73	36.5	40	0	126	26	34%
Sep 26	at GB	W	1/1	11	72	6.5	30	0	0	0	---	--	0	72	22	36%
Oct 6	NYJ	W	1/1	9	15	1.7	8	0	4	49	12.3	36	0	64	29	43%
Oct 13	at Min	L	1/0	3	6	2.0	3	0	3	86	28.7	45	1	92	19	29%
Oct 20	at Dal	L	1/0	6	21	3.5	7	0	3	11	3.7	5	0	32	33	54%
Oct 27	at Buf	W	1/0	3	74	24.7	65t	1	3	44	14.7	25	0	118	13	18%
Nov 3	Chi	W	1/0	10	42	4.2	11	0	3	31	10.3	19	0	73	36	41%
Nov 17	NE	L	1/1	11	38	3.5	7	0	2	9	4.5	5	0	47	64	85%
Nov 24	Sea	L	1/1	12	63	5.3	14	0	3	23	7.7	9	0	86	64	84%
Dec 1	at Mia	L	1/1	17	83	4.9	13	0	5	22	4.4	15t	1	105	62	87%
Dec 9	NYG	W	1/1	15	45	3.0	10	0	4	24	6.0	11	0	69	50	56%
Dec 15	at Was	W	1/1	19	122	6.4	56	1	6	50	8.3	18	1	172	55	71%
Dec 22	Dal															
Dec 29	at NYG															
Totals			**14/9**	**150**	**687**	**4.6**	**65t**	**2**	**42**	**433**	**10.3**	**45**	**3**	**1,120**	**544**	**52%**

CAREER HIGHS

Rush Attempts	19	12/15/19 at Was.
Rushing Yards	122	12/15/19 at Was.
Rushing Long	65t	10/27/19 at Buf.
Rushing TDs	1	2x, last: 12/15/19 at Was.
Receptions	6	12/15/19 at Was.
Receiving Yards	86	10/13/19 at Min.
Receiving Long	45	10/13/19 at Min.
Receiving TDs	1	3x, last: 12/15/19 at Was..
Scrimmage Yards	172	12/15/19 at Was.
Offensive TDs	2	12/15/19 at Was.
Kickoff Returns	3	9/22/19 vs. Det.
Kickoff Return Yards	77	9/26/19 at GB
Kickoff Return Long	67	9/26/19 at GB



SEASON HIGHLIGHTS

2019 - PHILADELPHIA EAGLES (14/9)

- Totaled a career-high 172 scrimmage yards at Was. (12/15/19), including a career-high 122 rushing yards. Also scored two TDs (one rushing and one receiving). His 172 scrimmage yards are the most by any Eagle since **Jeremy Maclin** on 10/26/14 at Arizona (187). They are the most by any Eagles RB since **Darren Sproles** on 9/15/14 at Indianapolis (178)
- Rushed for a career-high 83 yards at Mia. (12/1/19) while adding 22 yards on a career-high 5 receptions, including a 15-yard TD on the Eagles' first possession. Finished the game with 105 scrimmage yards, which marked his 3rd career game with 100+ yards on offense (also 126 on 9/22/19 vs. Detroit; 118 on 10/27/19 at Buffalo)
- Combined for 118 scrimmage yards (74 rushing, 44 receiving) and 1 rushing TD in the win at Buf. (10/27/19). Sanders and **Jordan Howard** became the first Eagles RB duo to each rush for 70+ yards and 1+ TD in a road game since **Leroy Keyes** and **Tom Woodeshick** on 11/9/69 at Washington. The Eagles' 218 rushing yards marked their highest single-game total during the **Doug Pederson** era (since 2016).

SEASON HIGHLIGHTS (Continued)

- Recorded a career-long 65-yard rushing TD on the opening drive of the third quarter in the win against the Bills. Marked the longest rushing TD by an Eagles rookie since Bryce Brown on 12/26/12 vs. Carolina (also 65 yards) and is tied for the 7th-longest in team rookie history
- Led the Eagles with a career-high 86 receiving yards, including a 32-yard TD reception, at Min. (10/13/19). The TD marked his first score as a pro. Led the Eagles with a career-high 86 receiving yards, including a 32-yard TD reception, at Min. (10/13/19). Registered a 30+ yard play from scrimmage in 4 consecutive games, totaling six 30+ yard plays (5 receiving, 1 rushing) in that span. His five 30+ yard receptions were the most by an NFL rookie RB through 6 games since at least 1991
- Combined for 88 all-purpose yards, including 49 yards on 4 receptions, in the win vs. NYJ (10/6/19). Registered a 36-yard catch in the first quarter.
- Rushed for a career-high 72 yards (6.5 avg.) in the win at GB (9/26/19), including a career-long 30-yard run on the first play from scrimmage of the Eagles' game-winning TD drive. Marked the longest rush by an Eagles rookie since **Bryce Brown** on 12/2/12 at Dallas (39 yards).
- Also posted a career-long 67-yard kickoff return to set up the Eagles' first TD drive at GB (9/26/19). It was the longest kickoff return by an Eagles rookie since **Wendell Smallwood**'s 86-yard return TD on 10/16/16 at Washington and the longest by any Eagle since **Josh Huff**'s 98-yard kickoff return TD on 10/23/16 vs. Minnesota
- Led the team with 126 scrimmage yards vs. Det. (9/22/19). Became the first Eagle to lead the team in both rushing yards and receiving yards in the same game since **LeSean McCoy** on 12/30/12 at NYG. Additionally, became the first NFL rookie RB (and only such Eagle since 2000) to record multiple 30+ yard receptions in a single game since **D'Onta Foreman** (Hou.) on 9/24/17 at New England. His 40-yard catch was the longest by an Eagles rookie RB since **LeSean McCoy** on 11/8/09 vs. Dallas (45 yards)
- Posted a 19-yard run that moved the Eagles offense to the WAS 3 during a third-quarter TD drive in the win vs. Was. (9/8/19). Marked the longest rushing play by an Eagles rookie in a season opener since **Vaughn Hebron** on 9/5/93 vs. Phoenix (33 yards)

COLLEGE HIGHLIGHTS

- Rushed 276 times for 1,649 yards (6.0 avg.) and 12 TDs in 38 career games at Penn State. Also added 32 catches for 193 yards and 1 TD
- Finished his career as the 45th player in program history to rush for more than 1,000 yards and 25th all-time with 1,649 rushing yards
- As a junior in 2018, ranked 2nd in the Big Ten Conference with a career-high 1,274 rushing yards, which are the 5th-most by a Penn State RB since 2000 (11th overall). Rushed for 9 TDs and posted 24 receptions for 139 yards
- Appeared in 12 games (1 start) as a sophomore in 2017, making his first career start vs. Rutgers (11/11/17)

TRANSACTIONS

2019 Drafted by PHI in 2nd round (53rd overall)
Signed 4-year contract



RB BOSTON SCOTT 35

5-6 | 203 1st Year

DOB: April 27, 1995 (Age 24)



Louisiana Tech

D6b-18 (201st overall) by New Orleans
Acquired: PS-NO-18

Selected by New Orleans in the 6th round (201st overall) of the 2018 NFL Draft, Boston Scott was originally signed by the Eagles to the 53-man roster in Week 15 of the 2018 season from the Saints practice squad. The Louisiana native played collegiately at Louisiana Tech, where he ran for 1,840 yards and 14 touchdowns and returned kicks on special teams, registering 633 yards on 29 returns.



BIRDSEED

Scott prepped at Zachary (La.) HS as a three-sport athlete, while earning letters in football (3), soccer (4) and track (1). He totaled more than 1,500 multi-purpose yards and 1,000 yards rushing as a running back. Averaged 6.2 yards per carry for the Broncos and scored 17 touchdowns under head coach Neil Weiner. Won the state championship in Powerlifting while at Zachary and served as a member of the Interact Club, Guitar Club and the band.

After beginning his college career as a walk-on, Scott earned a scholarship.

Scott's full name is Boston Nealand Scott. He is the son of Anthony and Shelley Scott, and has one brother, Tony, and one sister, Alana.

SEASON HIGHLIGHTS

2019 - PHILADELPHIA EAGLES (9/2)

- Tied for the team lead with a career-high 7 receptions at Was. (12/15/19)
- Led the Eagles with a career-high 59 rushing yards on 10 carries (5.9 avg.) and scored his second TD of the season vs. NYG (12/9/19). Also logged career highs in receptions (6) and receiving yards (69)
- Made the first start of his NFL career vs. NE (11/17/19)
- Capped a 5-play, 68-yard drive with a 4-yard rushing TD at Buf. (10/27/19), marking the first TD of his NFL career

COLLEGE HIGHLIGHTS

- Ran for 1,047 yards and 8 TDs, and recorded 20 receptions for 181 yards and 1 TD as a senior in 2017, earning All-Conference USA Honorable Mention honors
- As a junior in 2016, played in all 14 games for the Bulldogs, including one start against UTSA. Recorded 70 carries for 515 yards and 6 TDs, while adding 11 receptions for 125 yards. Enjoyed a career-day in LA Tech's win over Rice with career highs in rushing attempts (15), yards (137) and touchdowns (3). Scored his first career touchdown in the home opener versus SC State. Had 10 kick returns for 199 yards

RB BOSTON SCOTT 35

CAREER STATISTICS

			RUSHING					RECEIVING						OFF SNAPS		PUNT RETURNS						KICKOFF RETURNS				
Year	Team	GP/S	Att	Yds	Avg	Lg	TD	Rec	Yds	Avg	Lg	TD	TYS	No	Pct	Ret	FC	Yds	Avg	Lg	TD	Ret	Yds	Avg	Lg	TD
2018	Phi	2/0	0	0	---	--	0	0	0	---	--	0	0	0	0%	0	0	0	---	--	0	4	96	24.0	35	0
2019	Phi	9/2	39	179	4.6	25	2	14	113	8.1	17	0	292	112	11%	6	2	43	7.2	13	0	7	162	23.1	29	0
Totals		**11/2**	**39**	**179**	**4.6**	**25**	**2**	**14**	**113**	**8.1**	**17**	**0**	**292**	**---**	**---**	**6**	**2**	**43**	**7.2**	**13**	**0**	**11**	**258**	**23.5**	**35**	**0**
PLAYOFFS																										
2018	Phi	2/0	0	0	0.0	--	0	0	0	0.0	--	0	0	3	3%	0	0	0	0.0	--	0	3	54	18.0	21	0
Totals		**2/0**	**0**	**0**	**0.0**	**--**	**0**	**0**	**0**	**0.0**	**--**	**0**	**0**	**3**	**--**	**0**	**0**	**0**	**0.0**	**--**	**0**	**3**	**54**	**18.0**	**21**	**0**

ADDITIONAL STATISTICS

Fumbles/Lost: 2/1 - 2019 *(2/1)* **Special Teams Fumbles/Lost:** 1/0 - 2019 *(1/0)*

CAREER HIGHS

Rush Attempts	10	12/9/19 vs. NYG
Rushing Yards	59	12/9/19 vs. NYG
Rushing Long	25	12/9/19 vs. NYG
Rushing TDs	1	2x, last: 12/9/19 vs. NYG
Receptions	7	12/15/19 at Was.
Receiving Yards	69	12/9/19 vs. NYG
Receiving Long	17	12/9/19 vs. NYG
Receiving TDs	--	---
Kickoff Returns	4	12/23/18 vs Hou
Kickoff Return Yards	96	12/23/18 vs Hou
Kickoff Return Long	35	12/23/18 vs Hou

COLLEGE HIGHLIGHTS (Continued)

- Rushed the ball 34 times for 275 yards while returning nine kicks for a total of 251 yards as a sophomore in 2015.
- Originally joined the team as a walk-on in 2013

TRANSACTIONS

2018	Drafted by NO in 6th round (201st overall)
9/5/18	Waived by NO
9/6/18	Cut by NO
9/7/18	Signed by NO to practice squad
12/11/18	Signed by PHI to 53-man roster from NO PS
8/31/19	Waived by PHI
9/1/19	Signed by PHI to practice squad
10/11/19	Signed by PHI to 53-man roster

2019 GAME-BY-GAME STATISTICS (PHILADELPHIA)

				RUSHING					RECEIVING						SNAPS		PUNT RETURNS						KICKOFF RETURNS				
Date	Opp		GP/S	Att	Yds	Avg	Lg	TD	Rec	Yds	Avg	Lg	TD	TYS	No	Pct	Ret	FC	Yds	Avg	Lg	TD	Ret	Yds	Avg	Lg	TD
Sep 8	Was	W	EAGLES PRACTICE SQUAD																								
Sep 15	at Atl	L	EAGLES PRACTICE SQUAD																								
Sep 22	Det	L	EAGLES PRACTICE SQUAD																								
Sep 26	at GB	W	EAGLES PRACTICE SQUAD																								
Oct 6	NYJ	W	EAGLES PRACTICE SQUAD																								
Oct 13	at Min	L	1/0	4	30	7.5	15	0	0	0	---	--	0	30	4	6%	2	0	16	8.0	13	0	0	0	---	--	0
Oct 20	at Dal	L	1/0	7	32	4.6	14	0	1	5	5.0	5	0	37	8	13%	1	0	8	8.0	8	0	0	0	---	--	0
Oct 27	at Buf	W	1/0	5	6	1.2	5	1	0	0	---	--	0	6	9	12%	1	0	6	6.0	6	0	0	0	---	--	0
Nov 3	Chi	W	1/0	0	0	---	--	0	0	0	---	--	0	0	0	0%	0	0	0	---	--	0	0	0	---	--	0
Nov 17	NE	L	1/1	7	26	3.7	12	0	0	0	---	--	0	26	14	19%	2	2	13	6.5	7	0	3	60	20.0	26	0
Nov 24	Sea	L	1/0	0	0	---	--	0	0	0	---	--	0	0	3	4%	0	0	0	---	--	0	2	45	22.5	26	0
Dec 1	at Mia	L	1/0	0	0	---	--	0	0	0	---	--	0	0	0	0%	0	0	0	---	--	0	0	0	---	--	0
Dec 9	NYG	W	1/1	10	59	5.9	25	1	6	69	11.5	17	0	128	39	44%	0	0	0	---	--	0	1	28	28.0	28	0
Dec 15	at Was	W	1/0	6	26	4.3	6	0	7	39	5.6	12	0	65	35	46%	0	0	0	---	--	0	1	29	29.0	29	0
Dec 22	Dal																										
Dec 29	at NYG																										
Totals			**9/2**	**39**	**179**	**4.6**	**25**	**2**	**14**	**113**	**8.1**	**17**	**0**	**292**	**112**	**11%**	**6**	**2**	**43**	**7.2**	**13**	**0**	**7**	**162**	**23.1**	**29**	**0**

OL ISAAC SEUMALO 73

6-4 | 303 4th Year

DOB: Oct. 29, 1993 (Age 26)

Corvallis, Oregon

Corvallis High School

2017

Oregon State
D3-16 (79th overall) by Philadelphia



Originally selected by Philadelphia in the 3rd round (79th overall) of the 2016 NFL Draft, Isaac Seumalo (pronounced SAY-u-MAH-low) signed a three-year extension during the 2019 offseason. A versatile offensive lineman out of Oregon State, Seumalo has made starts at three different spots (LG, RG and RT) during his first three NFL seasons and started a career-high 9 games (all at LG) in 2018.

CAREER HIGHLIGHTS

- Made a career-high 9 starts (all at LG) in 2018 and also started both of the team's playoff contests
- Proved to be a key reserve on the offensive line as a rookie in 2016, seeing action in 9 games and starting 4 contests at three different positions (2 at RG, 1 at LG, 1 at RT)
- Made the first start of his career when he opened at RG vs. GB (11/28/16)

Seumalo has made starts at three different spots (LG, RG and RT) during his first three NFL seasons.

BIRDSEED

Seumalo is the son of Karen and Joe Seumalo and has three brothers (Andrew, Levi and Noah) and one sister (Jessi).

Seumalo prepped at Corvallis (OR) High School, where he was named 5A First-Team All-State as an offensive and defensive lineman in both his junior and senior seasons. He was also an Under Armour and ESPN All-American.

COLLEGE HIGHLIGHTS

- Made 37 career starts at Oregon State, opening contests at every position on the offensive line except for left guard
- Sat out the 2014 season recovering from a foot injury, but returned to the field as a redshirt junior in 2015 and went on to start all 12 games for the Beavers (9 at RG, 3 at LT). Prior to the season, was named to the Outland Trophy and Rotary Lombardi Award watch lists and finished the year with All-Pac-12 Honorable Mention and Pac-12 All-Academic First Team honors

THREE-STEP DROP

Favorite sports moment: Hawaii's 2008 Sugar Bowl season

If he could play another sport: Ping pong

First job: Delivering newspapers in his neighborhood. Woke up at 3 a.m. to start his route

Favorite meal: Hawaiian food

Favorite TV show: *It's Always Sunny in Philadelphia*

CAREER STATISTICS							
			STARTS			OFF SNAPS	
Year	Team	GP/S	LG	RG	RT	No	Pct
2016	Philadelphia	9/4	1	2	1	335	30%
2017	Philadelphia	14/2	2	0	0	284	25%
2018	Philadelphia	13/9	9	0	0	548	50%
2019	Philadelphia	14/14	14	0	0	1,035	99%
Totals		**50/30**	**26**	**2**	**1**	**---**	**---**
PLAYOFFS							
2017	Philadelphia	3/0	0	0	0	23	11%
2018	Philadelphia	2/2	2	0	0	119	100%
Totals		**5/2**	**2**	**0**	**0**	**---**	**---**

COLLEGE HIGHLIGHTS (Continued)

- Started 10 games at center and 2 games at RT as a sophomore in 2013, earning Pac-12 All-Conference Second Team honors. Also named to the Capital One Academic All-District team and the Pac-12 All-Academic First Team
- In 2012, became the first freshman starting center for Oregon State since **Roger Levasa** in 1978. Was just one of two true freshmen in the country to start their team's season opener at center. Earned All-Pac-12 honorable mention and was named Freshman All-America by *Phil Steele* and *CBSSports.com*

TRANSACTIONS

2016 Drafted by PHI in 3rd round (79th overall)
Signed 4-year contract

3/4/19 Agreed to terms with PHI on 3-year contract extension through 2022

FOOTBALL IS FAMILY

Seumalo's father, Joe, played college football at Hawaii and is currently the defensive line coach at San Jose State. Prior to coaching, Joe played professionally in NFL Europe and the Canadian Football League.

Joe Seumalo and Eagles head coach Doug Pederson were teammates in 1995 with the Rhein Fire.

Seumalo's brother, Andrew, is the defensive line coach at Lafayette (PA) College and played DT for OSU from 2009-2012. Isaac and Andrew teamed up for one season when Isaac was a freshman and Andrew was a senior.

Seumalo's sister, Jessi, played volleyball for the Beavers and is a football recruiting assistant at her alma mater.



LB ALEX SINGLETON 49

6-2 | 240 1st Year

DOB: Dec. 7, 1993 (Age 25)



Thousand Oaks High School

Thousand Oaks, California

Montana State
UDFA ('15) by Seattle
Acquired: FA-19



Originally an undrafted free agent of the Seattle Seahawks in 2015, Alex Singleton played three seasons in the Canadian Football League for the Calgary Stampeders and signed a reserve/future contract with the Eagles following the 2018 season. During his time in the CFL, Singleton totaled 311 tackles, 4.0 sacks, 1 INT and 6 FFs. He played collegiately at Montana State, where he was a three-year starter

SEASON HIGHLIGHTS

2019 - PHILADELPHIA EAGLES (7/0)

- Registered a career-high 2 tackles on special teams vs. Sea. (11/24/19)
- Appeared in his first NFL game at Dal. (10/20/19) and recorded one tackle on special teams

BEFORE THE NFL

- Played three seasons with the CFL's Calgary Stampeders, amassing 311 tackles, 4.0 sacks, 1 INT, and 6 FFs. Also logged 17 special teams tackles during his 54 career games
- Posted a career-high-tying 123 tackles in 2017 and 2018

COLLEGE HIGHLIGHTS

- Was a three-year starter at LB for Montana State and finished his career with 246 tackles, including 31.5 TFL, and 4 INTs.

BIRDSEED

Singleton is the son of Steve and Kim Singleton and has three siblings.

He attended Thousand Oaks (CA) High School where he received all-conference and all-county honors. Was also named to the All-CIF Northern Division team and earned Defensive MVP from Thousand Oaks High School.

TRANSACTIONS

2015	Signed by SEA as UDFA
8/5/15	Waived by SEA
8/14/15	Signed by SEA
9/5/15	Waived by SEA
9/9/15	Signed by NE to PS
9/16/15	Released by NE from PS
11/26/15	Signed by SEA to PS
12/15/15	Released by SEA from PS
12/22/15	Signed by MIN to PS
1/11/16	Signed by MIN to reserve/ future contract
4/13/16	Waived by MIN
1/8/19	Signed by PHI to reserve/ future contract
8/31/19	Waived by PHI
9/1/19	Signed by PHI to PS
10/16/19	Signed by PHI from PS to the 53-man roster

LB ALEX SINGLETON 49

CAREER STATISTICS

			TACKLES					PASS DEFENSE						FUMBLES			DEF SNAPS	
Year	Team	GP/S	Total	Solo	Asst	TFL	Sacks	Int	Yds	Lg	TD	PD	QPH	FF	FR	Yds	No	Pct
2019	Philadelphia	7/0	0	0	0	0	0.0	0	0	--	0	0	0	0	0	0	0	0%
Totals		**7/0**	**0**	**0**	**0**	**0**	**0.0**	**0**	**0**	**--**	**0**	**0**	**0**	**0**	**0**	**0**	**---**	**---**

ADDITIONAL STATISTICS

Special Teams Tackles: 6 - 2019 *(6)*

CAREER HIGHS

Tackles	--	---
Sacks	--	---
INTs	--	---
PDs	--	---
FFs	--	---
FRs	--	---

2019 GAME-BY-GAME STATISTICS (PHI)

Date	Opp		GP/S	Tot	Solo	Sk	Int	PD	FF	FR	Snaps	Pct
Sep 8	Was	W	0/0	EAGLES PRACTICE SQUAD								
Sep 15	at Atl	L	0/0	EAGLES PRACTICE SQUAD								
Sep 22	Det	L	0/0	EAGLES PRACTICE SQUAD								
Sep 26	at GB	W	0/0	EAGLES PRACTICE SQUAD								
Oct 6	NYJ	W	0/0	EAGLES PRACTICE SQUAD								
Oct 13	at Min	L	0/0	EAGLES PRACTICE SQUAD								
Oct 20	at Dal	L	1/0	0	0	0.0	0	0	0	0	0	0%
Oct 27	at Buf	W	1/0	0	0	0.0	0	0	0	0	0	0%
Nov 3	Chi	W	1/0	0	0	0.0	0	0	0	0	0	0%
Nov 17	NE	L	1/0	0	0	0.0	0	0	0	0	0	0%
Nov 24	Sea	L	1/0	0	0	0.0	0	0	0	0	0	0%
Dec 1	at Mia	L	1/0	0	0	0.0	0	0	0	0	0	0%
Dec 9	NYG	W	1/0	0	0	0.0	0	0	0	0	0	0%
Dec 15	at Was											
Dec 22	Dal											
Dec 29	at NYG											
Totals			**7/0**	**0**	**0**	**0.0**	**0**	**0**	**0**	**0**	**0**	**0%**



RB DARREN SPROLES 43

5-6 | 190 15th Year

DOB: June 20, 1983 (Age 36)

Olathe, Kansas

Olathe North High School

Kansas State

D4-05 (130th overall) by San Diego

Acquired: T-NO-14

2017



PRO BOWL 2017

PRO BOWL 2016

PRO BOWL 2015

AP 2014

One of the most versatile weapons in the NFL, **Darren Sproles** was acquired by the Eagles in a trade with the Saints in 2014. The three-time Pro Bowl honoree is the only player in NFL history to record 30+ receiving TDs (32), 20+ rushing TDs (23), 1+ kickoff return TD (2) and 1+ punt return TD (7). Sproles also leads all active players and ranks 5th all-time with 19,696 career all-purpose yards.

THREE-STEP DROP

If he could play another sport, what position/team: **Point guard, Chicago Bulls**

Talent he'd most like to have: **Ability to play drums**

If he could be any superhero: **Batman**

Actor that would play him in a movie: **Omar Epps**

Moment he was left starstruck: **Meeting Michael Jordan at NBA All-Star Weekend in Houston**

Favorite hobby: **Golfing**

Favorite meal: **Grandma's fried chicken**

Favorite TV show: ***The Wire***

First job: **Working on the assembly line at Culligan Water**

Three favorite throwback jerseys: **LaDainian Tomlinson, San Diego Chargers; Steve Atwater, Denver Broncos; Marshall Faulk, St. Louis Rams**

MOST CAREER ALL-PURPOSE YARDS

NFL HISTORY



JERRY RICE 23,546



BRIAN MITCHELL 23,330



WALTER PAYTON 21,803



EMMITT SMITH 21,564



DARREN SPROLES 19,696



TIM BROWN 19,682



MARSHALL FAULK 19,190



STEVE SMITH SR. 19,180

Sproles is the only player in NFL history with ...

30+ receiving TDs
20+ rushing TDs
1+ kickoff return TD
1+ punt return TD

RB DARREN SPROLES 43

CAREER STATISTICS

			RUSHING					RECEIVING						OFF SNAPS		PUNT RETURNS						KICKOFF RETURNS				
Year	Team	GP/S	Att	Yds	Avg	Lg	TD	Rec	Yds	Avg	Lg	TD	TYS	No	Pct	Ret	FC	Yds	Avg	Lg	TD	Ret	Yds	Avg	Lg	TD
2005	SD	15/0	8	50	6.3	21	0	3	10	3.3	6	0	60	N/A	N/A	18	5	108	6.0	23	0	63	1528	24.3	58	0
2006	SD	0/0	PLACED ON INJURED RESERVE (ANKLE) ON 8/31/06																							
2007	SD	15/0	37	164	4.4	34	2	10	31	3.1	14	0	195	N/A	N/A	24	2	229	9.5	45t	1	37	1008	27.2	89t	1
2008	SD	16/0	61	330	5.4	37	1	29	342	11.8	66t	5	672	N/A	N/A	22	12	249	11.3	43	0	53	1376	26.0	103t	1
2009	SD	16/2	93	343	3.7	21	3	45	497	11.0	81t	4	840	N/A	N/A	26	12	183	7.0	77t	1	54	1300	24.1	66	0
2010	SD	16/3	50	267	5.3	34	0	59	520	8.8	57t	2	787	N/A	N/A	24	11	166	6.9	16	0	51	1257	24.6	45	0
2011	NO	16/4	87	603	6.9	36	2	86	710	8.3	39	7	1313	N/A	N/A	29	19	294	10.1	72t	1	40	1089	27.2	92	0
2012	NO	13/6	48	244	5.1	47	1	75	667	8.9	44	7	911	444	40%	23	14	183	8.0	37	0	18	483	26.8	48	0
2013	NO	15/4	53	220	4.2	38	2	71	604	8.5	48	2	824	357	32%	29	21	194	6.7	28	0	12	225	21.3	32	0
2014	Phi	15/0	57	329	5.8	49t	6	40	387	9.7	57	0	716	337	29%	39	16	506	13.0	82t	2	1	15	15.0	15	0
2015	Phi	16/4	83	317	3.8	27	3	55	388	7.1	35t	1	705	394	34%	38	18	446	11.7	89t	2	1	20	20.0	20	0
2016	Phi	15/5	94	438	4.7	25t	2	52	427	8.2	73t	2	865	511	45%	17	13	224	13.2	66	0	1	19	19.0	19	0
2017	Phi	3/0	15	61	4.1	12	0	7	73	10.4	16	0	134	88	8%	1	5	10	10.0	10	0	0	0	---	--	0
2018	Phi	6/2	29	120	4.1	17	1	15	160	10.7	37t	2	280	145	13%	10	9	83	8.3	14	0	1	2	2.0	2	0
2019	Phi	6/1	17	66	3.9	17	0	6	24	4.0	7	0	90	104	10%	11	7	86	7.8	17	0	0	0	---	--	0
Totals		**183/31**	**732**	**3552**	**4.9**	**49t**	**23**	**553**	**4840**	**8.8**	**81t**	**32**	**8392**	**---**	**---**	**311**	**164**	**2961**	**9.5**	**89t**	**7**	**332**	**8352**	**25.2**	**103t**	**2**

PLAYOFFS

2006	SD	0/0	PLACED ON INJURED RESERVE (ANKLE) ON 8/31/06																							
2007	SD	3/0	4	35	8.8	26	0	3	61	20.3	56t	1	96	N/A	N/A	5	2	28	5.6	13	0	10	223	22.3	30	0
2008	SD	2/1	33	120	3.6	22t	2	10	136	13.6	62t	1	256	N/A	N/A	5	0	76	15.2	28	0	9	270	30.0	63	0
2009	SD	1/0	3	33	11.0	22	0	3	30	10.0	19	0	63	N/A	N/A	2	1	3	1.5	3	0	2	44	22.0	27	0
2011	NO	2/2	13	54	4.2	17t	2	19	152	8.0	44t	1	206	N/A	N/A	5	2	33	6.6	13	0	4	92	23.0	28	0
2013	NO	2/0	7	31	4.4	13	0	9	63	7.0	14	0	94	62	42%	3	2	31	10.3	14	0	6	141	23.5	39	0
2017	Phi	0/0	PLACED ON INJURED RESERVE (KNEE) ON 9/25/17																							
2018	Phi	2/1	16	25	1.6	10	0	5	35	7.0	14	0	60	65	55%	1	3	-1	-1.0	-1	0	0	0	---	--	0
Totals		**12/4**	**76**	**298**	**3.9**	**26**	**4**	**49**	**477**	**9.7**	**62t**	**3**	**775**	**---**	**---**	**21**	**10**	**170**	**8.1**	**28**	**0**	**31**	**770**	**24.8**	**63**	**0**

ADDITIONAL STATISTICS

Fumbles/Lost: 21/12 - 2017 (1/1); 2016 (1/0); 2015 (2/0); 2014 (2/1); 2013 (2/2); 2010 (3/3); 2009 (3/1); 2008 (3/2); 2007 (1/0); 2005 (3/2)



CAREER HIGHS

Rush Attempts	25	12/16/07 vs. Det.	**Scrimmage Yards**	178	9/15/14 at Ind.
Rushing Yards	122	12/16/07 vs. Det.	**Kickoff Returns**	8	10/26/08 at NO
Rushing Long	49t	9/7/14 vs. Jax.	**Kickoff Return Yards**	201	10/26/08 at NO
Rushing TDs	2	4x, last: 1/7/12 vs. Det. (WC)	**Kickoff Return Long**	103t	9/14/08 at Den.
Receptions	15	1/14/12 at SF (Div.)	**Punt Returns**	7	11/15/15 vs. Mia.
Receiving Yards	152	9/15/14 at Ind.	**Punt Return Yards**	115	12/6/15 at NE
Receiving Long	81t	9/20/09 vs. Bal.	**Punt Return Long**	89t	9/27/15 at NYJ
Receiving TDs	2	12/4/08 vs. Oak.	**All-Purpose Yards**	278	9/20/09 vs. Bal.

QB NATE SUDFELD 7

6-6 | 227 NFL **4th Year**

DOB: Oct. 7, 1993 (Age 26)



Modesto, California

Modesto Christian High School

Indiana

D6-16 (187th overall) by Washington

Acquired: FA-17



2017

Originally selected by the Redskins in the 6th round (187th overall) of the 2016 NFL Draft, **Nate Sudfeld** was signed by the Eagles before the 2017 season and served as the back-up QB in **Super Bowl LII**. Sudfeld finished his collegiate career as Indiana's all-time leader in passing yards (7,879) and passing TDs (61).

HIGHEST COMPLETION %

FIRST CAREER GAME (NFL HISTORY)

Gardner Minshew (Jax.) (9/8/19)	88.0%
Nate Sudfeld (Phi.) (12/31/17)	82.6%
Sam Wyche (Cin.) (11/3/68)	80.0%
Sam Darnold (NYJ) (9/10/18)	76.2%
John Fourcade (NO) (10/4/87)	76.2%

(min. 20 attempts)

MOST PASSING YARDS

INDIANA ALL-TIME HISTORY

Nate Sudfeld (2012-15)	7,879
Antwaan Randle El (1998-2001)	7,469
Ben Chappell (2007-10)	7,251
Steve Bradley (1983-85)	6,579

MOST PASSING TDs

INDIANA ALL-TIME HISTORY

Nate Sudfeld (2012-15)	61
Kellen Lewis (2006-08)	48
Ben Chappell (2007-10)	45
Antwaan Randle El (1998-2001)	42

THREE-STEP DROP

Nickname: Suddy

Hobbies: Golf and surfing

Desired talents: Ability to sing, play the piano and be incredible at golf

Surprisingly good at: Pop-a-shot basketball

Favorite athletes growing up: Terrell Davis, John Elway, Barry Bonds and Michael Jordan

Favorite music: Musicals (*Hamilton*, *The Greatest Showman* and *Les Miserables*)

Favorite movie: *Miracle*

Favorite TV show: *The Office*

Favorite quote: "You miss 100 percent of the shots you don't take." - Wayne Gretzky and/or Michael Scott

CAREER HIGHLIGHTS

- Has been active in each of the Eagles' 5 playoff games since 2017. Served as the back-up QB in **Super Bowl LII**
- At the time (now ranks 2nd), set a record for the highest completion percentage (82.6%) in a NFL debut on 12/31/17 vs. Dallas (min. 20 attempts). Tied for the 4th-highest completion percentage in Eagles single-game history

QB NATE SUDFELD 7

CAREER STATISTICS																			
			PASSING										RUSHING					OFF SNAPS	
Year	Team	GP/S	Att	Cmp	Pct	Yds	Y/A	TD	Int	Lg	Sk/Yds	Rate	Att	Yds	Avg	Lg	TD	No	Pct
2016	Washington	0/0	0	0	---	0	---	0	0	--	0/0	---	0	0	---	--	0	0	0%
2017	Philadelphia	1/0	23	19	82.6	134	5.8	0	0	16	3/24	90.9	1	22	22.0	22	0	40	4%
2018	Philadelphia	2/0	2	1	50.0	22	11.0	1	0	22t	0/0	129.2	2	-2	-1.0	-1	0	11	1%
2019	Philadelphia	0/0	0	0	---	0	---	0	0	--	0/0	---	0	0	---	--	0	0	0%
Totals		**3/0**	**25**	**20**	**80.0**	**156**	**6.2**	**1**	**0**	**22t**	**3/24**	**106.0**	**3**	**20**	**6.7**	**22**	**0**	**---**	**---**
PLAYOFFS																			
2017	Philadelphia	1/0	0	0	---	0	---	0	0	--	0/0	---	3	-4	-1.3	-1	0	3	1%
2018	Philadelphia	0/0	0	0	---	0	---	0	0	--	0/0	---	0	0	---	--	0	0	0%
Totals		**1/0**	**0**	**0**	**---**	**0**	**---**	**0**	**0**	**--**	**0/0**	**---**	**3**	**-4**	**-1.3**	**-1**	**0**	**---**	**---**



CAREER HIGHS		
Pass Attempts	23	12/31/17 vs. Dal.
Completions	19	12/31/17 vs. Dal.
Passing Yards	134	12/31/17 vs. Dal.
Yards/Attempt	22.0	12/30/18 at. Was.
Passing Long	22t	12/30/18 at Was.
Passing TDs	1	12/30/18 at Was.
Completion %	100.0	12/30/18 at. Was.
Passer Rating	158.3	12/30/18 at. Was.
Rush Attempts	3	1/21/18 vs. Min. (Conf.)
Rushing Yards	22	12/31/17 vs. Dal.
Rushing Long	22	12/31/17 vs. Dal.
Rushing TDs	--	---

BIRDSEED

Sudfeld is the son of Michelle and Ralph Sudfeld. His brothers, Matthew and Zach, also played college football. Matthew was a WR at Brown (2007-11) and Zach was a TE at Nevada (2007-12) who played two seasons in the NFL.

Sudfeld attended Modesto (CA) Christian HS, where he earned Trans Valley League Offensive MVP, second-team all-state and first-team all-district honors.

Sudfeld, who was a liberal studies major at Indiana, has completed mission trips to Uganda with Assist International, an aid organization started by his grandfather, Bob Pagett.

@NateSudfeld @natesudfeld

SEASON HIGHLIGHTS

2018 - PHILADELPHIA EAGLES (2/0, 0/0)

- Recorded his first career TD pass (22 yards to **Nelson Agholor**) in the 24-0 win at Was. (12/30/18)

2017 - PHILADELPHIA EAGLES (1/0, 1/0)

- Served as the Eagles' back-up QB in **Super Bowl LII**
- Appeared in his first career playoff game in the NFC Championship vs. Min. (1/21/18), kneeling 3 times to close out the 38-7 victory
- At the time (now ranks 2nd), set the record for highest completion percentage (82.6%, 19-of-23 for 134 yards) in a NFL debut when he relieved **Nick Foles** in the regular-season finale vs. Dal. (12/31/17) (min. 20 attempts). Tied for the 4th-highest completion percentage in Eagles single-game history

COLLEGE HIGHLIGHTS

- Played collegiately at the University of Indiana (2012-15), where he appeared in 37 career games (26 starts). Finished as the Hoosiers' all-time leader in passing yards (7,879) and passing TDs (61). Also ranked 2nd in school history in completions (593) and completion percentage (60.3%) and 3rd in total offense (8,011). Earned All-Big Ten accolades as a senior after leading the conference in passing yards (3,573), TDs (27) and passing efficeincy (151.0)

TRANSACTIONS

2016	Drafted by WAS in 6th round (187th overall)
	Signed 4-year contract
9/2/17	Waived by WAS
9/3/17	Signed by PHI to practice squad
11/1/17	Signed by PHI from practice squad to active roster
4/15/19	Signed RFA tender with PHI

2019 GAME-BY-GAME STATISTICS (PHILADELPHIA)

				PASSING											RUSHING					SNAPS	
Date	**Opp**		**GP/S**	**Att**	**Cmp**	**Pct**	**Yds**	**Y/A**	**TD**	**Int**	**Lg**	**Sk/Yds**	**Rat**	**Att**	**Yds**	**Avg**	**Lg**	**TD**	**No**	**Pct**
Sep 8	Was	W	0/0	INACTIVE (WRIST)																
Sep 15	at Atl	L	0/0	INACTIVE (WRIST)																
Sep 22	Det	L	0/0	DID NOT PLAY																
Sep 26	at GB	W	0/0	INACTIVE																
Oct 6	NYJ	W	0/0	INACTIVE																
Oct 13	at Min	L	0/0	DID NOT PLAY																
Oct 20	at Dal	L	0/0	DID NOT PLAY																
Oct 27	at Buf	W	0/0	DID NOT PLAY																
Nov 3	Chi	W	0/0	INACTIVE																
Nov 17	NE	L	0/0	INACTIVE																
Nov 24	Sea	L	0/0	INACTIVE																
Dec 1	at Mia	L	0/0	INACTIVE																
Dec 9	NYG	W	0/0	DID NOT PLAY																
Dec 15	at Was	W	0/0	INACTIVE																
Dec 22	Dal																			
Dec 29	at NYG																			
Totals			**0/0**	**0**	**0**	**---**	**0**	**---**	**0**	**0**	**--**	**0/0**	**---**	**0**	**0**	**---**	**--**	**0**	**0**	**0%**

2018 GAME-BY-GAME STATISTICS (PHILADELPHIA)

				PASSING											RUSHING					SNAPS	
Date	**Opp**		**GP/S**	**Att**	**Cmp**	**Pct**	**Yds**	**Y/A**	**TD**	**Int**	**Lg**	**Sk/Yds**	**Rat**	**Att**	**Yds**	**Avg**	**Lg**	**TD**	**No**	**Pct**
Sep 6	Atl	W	0/0	DID NOT PLAY																
Sep 16	at TB	L	0/0	DID NOT PLAY																
Sep 23	Ind	W	0/0	INACTIVE																
Sep 30	at Ten	L	0/0	INACTIVE																
Oct 7	Min	L	0/0	INACTIVE																
Oct 11	at NYG	W	0/0	DID NOT PLAY																
Oct 21	Car	L	0/0	DID NOT PLAY																
Oct 28	at Jax	W	0/0	INACTIVE																
Nov 11	Dal	L	0/0	INACTIVE																
Nov 18	at NO	L	0/0	INACTIVE																
Nov 25	NYG	W	0/0	INACTIVE																
Dec 3	Was	W	0/0	INACTIVE																
Dec 9	at Dal	L	0/0	INACTIVE																
Dec 16	at LAR	W	0/0	DID NOT PLAY																
Dec 23	Hou	W	1/0	1	0	0%	0	0.0	0	0	--	0/0	39.6	0	0	---	---	0	1	1%
Dec 30	at Was	W	1/0	1	1	100%	22	22.0	1	0	22	0/0	158.3	2	-2	-1.0	-1	0	10	14%
Totals			**2/0**	**2**	**1**	**50%**	**22**	**11.0**	**1**	**0**	**22**	**0/0**	**129.2**	**2**	**-2**	**-1.0**	**-1**	**0**	**11**	**1%**
PLAYOFFS																				
Jan 6	at Chi	W	0/0	DID NOT PLAY																
Jan 13	at NO	L	0/0	DID NOT PLAY																
Totals			**0/0**	**0**	**0**	**---**	**0**	**---**	**0**	**0**	**--**	**0/0**	**---**	**0**	**0**	**---**	**--**	**0**	**0**	**0%**

DE JOSH SWEAT 94

6-5 | 251 2nd Year

DOB: March 29, 1997 (Age 22)

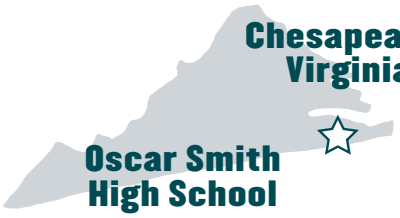

Florida State
D4b-18 (130th overall) by Philadelphia

Josh Sweat was selected by the Eagles in the 4th round (130th overall) of the 2018 NFL Draft following a three-year career at Florida State, where he finished with 138 tackles, 29 TFL, 14.5 sacks, 3 FRs and 1 FF in 37 career games. As a junior in 2017, Sweat was named to the Bronco Nagurski Award watch list and led the Seminoles with 5.5 sacks.



SACK LEADERS

FLORIDA STATE PLAYERS (2015-17)

DeMarcus Walker	26.5
Josh Sweat	14.5
Brian Burns	14.0
Derrick Nnadi	11.5

FUMBLE RECOVERIES

ACC PLAYERS IN 2015

3	Josh Sweat (Florida State)
3	Connor Strachan (BC)
3	Kwontie Moore (Virginia)
3	Justin Simmons (BC)

THREE-STEP DROP

Bucket list: Learn to snowboard

If he could play another sport: Soccer goalie

Players he models his game after: Von Miller and Jadeveon Clowney

Favorite athletes growing up: Jared Allen and Clay Matthews

Favorite movie: *Monsters, Inc.*

Favorite TV show: *The Amazing World of Gumball*

Favorite music: R&B

Favorite throwback jersey: 1929 Green Bay Packers jersey

Favorite quote: "Just because you're right doesn't mean you are correct."

SEASON HIGHLIGHTS

2019 - PHILADELPHIA EAGLES (14/0)

- Contributed a half-sack against Dolphins QB **Ryan Fitzpatrick** vs. Mia. (12/1/19). Has produced sacks in 3 of the last 4 games.
- Recorded a half-sack of Seahawks QB **Russell Wilson** vs. Sea. (11/24/19).
- Notched his first career sack in the Eagles' 10.0-sack performance (tied for 2nd-most in franchise history) in the win vs. NYJ (10/6/19). Brought down Jets QB **Luke Falk** for a 4-yard loss on third-and-13 from the NYJ 9 in the fourth quarter

COLLEGE HIGHLIGHTS

- In 37 career games, compiled 138 tackles (77 solo), 29 TFL, 14.5 sacks, 1 FF and 3 FRs
- As a junior in 2017, was named to the Bronco Nagurski Award watch list and led Florida State with 5.5 sacks. Also notched a career-high 56 tackles (3rd-highest total on the team)
- In 2016, was part of a defense that ranked No. 1 in the nation in sacks per game (3.92) and 2nd in total sacks (51.0). Posted a career-high 7.0 sacks

DE JOSH SWEAT 94

CAREER STATISTICS																			
			TACKLES					PASS DEFENSE						FUMBLES			DEF SNAPS	
Year	Team	GP/S	Total	Solo	Asst	TFL	Sacks	Int	Yds	Lg	TD	PD	QPH	FF	FR	Yds	No	Pct
2018	Philadelphia	9/0	4	1	3	0	0.0	0	0	--	0	0	2	0	0	0	68	7%
2019	Philadelphia	14/0	22	16	6	6	3.0	0	0	--	0	1	25	0	0	0	300	33%
Totals		**23/0**	**26**	**17**	**9**	**6**	**3.0**	**0**	**0**	**--**	**0**	**1**	**27**	**0**	**0**	**0**	**---**	**---**
PLAYOFFS																		
2018	Philadelphia	0/0	PLACED ON INJURED RESERVE (ANKLE) ON 12/11/18															
Totals		**0/0**	**0**	**0**	**0**	**0**	**0.0**	**0**	**0**	**--**	**0**	**0**	**0**	**0**	**0**	**0**	**---**	**---**
ADDITIONAL STATISTICS																		
Special Teams Tackles: 2 - *2019 (2)*																		

COLLEGE HIGHLIGHTS (CONTINUED)

- Despite suffering a significant knee injury as a high school senior, played all 13 games as a true freshman in 2015 and earned Freshman All-America Honorable Mention accolades from *CampusInsiders.com*. Finished his first season with 41 tackles, 2 sacks, an INT and 3 FRs. The 3 FRs tied for the most in the ACC

TRANSACTIONS

2018 Drafted by PHI in 4th round (130th overall)
Signed 4-year contract

12/11/18 Placed on Injured Reserve (ankle)



CAREER HIGHS		
Tackles	4	9/15/19 at Atl
Sacks	1.0	2x; last 11/3/19 vs. Chi.
INTs	--	---
PDs	1	9/15/19 at Atl
FFs	--	---
FRs	--	---

2019 GAME-BY-GAME STATISTICS (PHI)												
Date	**Opp**		**GP/S**	**Tot**	**Solo**	**Sk**	**Int**	**PD**	**FF**	**FR**	**Snaps**	**Pct**
Sep 8	Was	W	1/0	0	0	0.0	0	0	0	0	14	22%
Sep 15	at Atl	L	1/0	4	3	0.0	0	1	0	0	18	27%
Sep 22	Det	L	1/0	1	0	0.0	0	0	0	0	16	25%
Sep 26	at GB	W	1/0	2	2	0.0	0	0	0	0	28	35%
Oct 6	NYJ	W	1/0	3	3	1.0	0	0	0	0	19	32%
Oct 13	at Min	L	1/0	1	1	0.0	0	0	0	0	17	24%
Oct 20	at Dal	L	1/0	2	2	0.0	0	0	0	0	23	33%
Oct 27	at Buf	W	1/0	0	0	0.0	0	0	0	0	20	32%
Nov 3	Chi	W	1/0	2	1	1.0	0	0	0	0	17	38%
Nov 17	NE	L	1/0	1	0	0.0	0	0	0	0	24	32%
Nov 24	Sea	L	1/0	1	0	0.5	0	0	0	0	20	31%
Dec 1	at Mia	L	1/0	1	1	0.5	0	0	0	0	31	43%
Dec 9	NYG	W	1/0	2	1	0.0	0	0	0	0	26	50%
Dec 15	at Was	W	1/0	2	2	0.0	0	0	0	0	27	51%
Dec 22	Dal											
Dec 29	at NYG											
Totals			**14/0**	**22**	**16**	**3.0**	**0**	**1**	**0**	**0**	**300**	**33%**

BIRDSEED

A consensus five-star defensive end prospect out of Oscar Smith High School in Chesapeake, VA, Sweat was named to the 2015 Under Armour All-America Game and was ranked No. 1 in the nation at his position by *Scout.com* and *247Sports.* Additionally, Sweat was named the No. 5 and No. 11 overall prospect in the country by *Scout.com* and ESPN, respectively.

Sweat played in two games as a senior in high school before a knee injury derailed his final season. As a junior, Sweat compiled 94 tackles, including 31 TFL, and an astounding 22 sacks.

@SweatyJ_9 @sweaty_j

T/G HALAPOULIVAATI VAITAI 72

6-6 | 320 NFL **4th Year**

DOB: June 16, 1993 (Age 26)



TCU

D5b-16 (164th overall) by Philadelphia



A valuable member of Philadelphia's offensive line, Halapoulivaati Vaitai (pronounced hal-lah-poo-lee-VAH-tee VIE-tie) was originally selected in the 5th round (164th overall) of the 2016 NFL Draft. In Week 8 of 2017, Vaitai took over as the Eagles' starting LT following a season-ending injury to Jason Peters and played a crucial role on Philadelphia's Super Bowl LII-winning offensive line.

THREE-STEP DROP

If he could be a superhero: Batman

If he could play another sport: WWE wrestler

Favorite athlete as a kid: Yao Ming

Favorite athlete to watch now: Jason Peters

Favorite meal: Hamburger and french fries

Strangest thing he likes to eat: Octopus

Favorite movies: Action, comedies, thrillers

Favorite TV shows: *Fresh Prince of Bel-Air* and *Friends*

Favorite music: Enjoys all types of music, especially country and island reggae

Favorite quote: "I don't have to do this, I get to do this."

CAREER HIGHLIGHTS

- Appeared in a career-high 16 regular-season games in 2017, including 10 starts (9 at LT, 1 at RT). In Week 8, took over as the starting LT following a season-ending injury to **Jason Peters** and played a crucial on the Eagles' **Super Bowl LII**-winning offensive line. Helped the team rank 3rd in the NFL in offensive points (414, tied) and rushing offense (132.2) and 7th in total offense (365.8)
- Filled in at RT for the Eagles as a rookie in 2016, appeared in 7 games (6 starts)
- Started and played in his first career game at Was. (10/16/16)

COLLEGE HIGHLIGHTS

- Competed in 42 games (31 starts) at both tackle positions for TCU (2012-15), where he was a two-time All-Big 12 second-team selection
- As a senior in 2015, was awarded with second-team All-Big 12 accolades after starting in 11 of 12 contests, anchoring an o-line that contributed to a 1,000-yard receiver and a 1,000-yard rusher in the same season for just the second time in TCU history
- Earned All-Big 12 second-team honors in 2014 after starting at right tackle for all 13 games. Was part of an offense that ranked second in the nation in scoring (46.5 ppg) and tied for fifth in total offense (533.0 ypg), in addition to setting single-season school records for points (604), passing yards (4,240), total yards (6,929), first downs (331) and plays (1,038)

BAND OF BROTHERS

Halapoulivaati is the oldest of three Vaitai brothers. Twins Kevin and Will are just 11 months younger than 'Big V' and the three played on the offensive line together at Haltom (TX) HS. After playing TE as a freshman, 'Big V' moved to RT as a sophomore and immediately earned a starting job. That year, he was joined on the o-line by Kevin (LG) and Will (RG). Big V stayed at RT for his final two years at Haltom, while Kevin moved to C and Will moved to LG.



POLYNESIAN ROOTS

Vaitai learned to play the guitar at a young age when his cousin taught him three chords. He plays by ear and does not read music. "Polynesians are very musically talented and they always play by ear. I also know how to play the ukulele, but prefer the guitar because it's bigger." Growing up, Vaitai and his family ate a lot of traditional Polynesian foods. "Roasted pig is a staple and spinach is a main ingredient in every dish."

APPLIED LEARNING

Vaitai majored in criminal justice at TCU with a minor in social work. After his playing career is over, he wants to work for the Department of Homeland Security. In Fall 2015, Vaitai interned with Youth Advocate Programs, Inc., an agency that provides direct service to vulnerable and high-need youth and families. As a part of his internship, Big V was paired with a sixth grader who suffered from severe ADHD. "My job was to mentor him and take him out after school. It was a very eye-opening experience. The hardest part of the job is having to shut down your feelings and emotions. You get exposed to serious and dire living conditions, but our only job is to be a big brother to the kids. We can't try to fix everything."

BIRDSEED

Vaitai is named after his father's cousin. His parents, Talikavili and Shirley Vaitai, are originally from Tonga and moved to the United States in the 1980s. Vaitai and his wife, Caitlin, have one son, Vaati. The family has two dogs: a terrier named Abby and a chihuahua named Coffee.

@TCU74 @philly_72

CAREER STATISTICS

			STARTS		OFF SNAPS	
Year	**Team**	**GP/S**	**LT**	**RT**	**No**	**Pct**
2016	Philadelphia	7/6	0	6	423	37%
2017	Philadelphia	16/10	9	1	829	73%
2018	Philadelphia	16/1	0	1	334	31%
2019	Philadelphia	13/1	0	1	335	32%
Totals		**52/18**	**9**	**9**	**---**	**---**
PLAYOFFS						
2017	Philadelphia	3/3	3	0	207	100%
2018	Philadelphia	2/0	0	0	16	13%
Totals		**5/3**	**3**	**0**	**---**	**---**



TRANSACTIONS

2016 Drafted by PHI in 5th round (164th overall)
Signed 4-year contract

WR GREG WARD 84

5-11 | 190 1st Year

DOB: July 12, 1995 (Age 24)

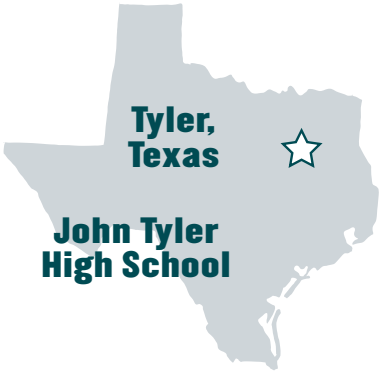

Houston
UDFA ('17) by Philadelphia
Acquired: FA-19



2017

Originally signed as an undrafted rookie by Philadelphia in 2017, Greg Ward rejoined the Eagles during the 2019 offseason. Ward played QB at the University of Houston, where he posted the most rushing yards (2,375) by a QB in school history and tied for the most rushing TDs (39). From 2015-16, only two NCAA QBs had 6,000+ passing yards and 1,500+ rushing yards: Ward and Deshaun Watson.

BIRDSEED

Ward led Texas' Class 4A with 4,202 passing yards and 39 TDs against 5 INTs as a senior. He also added 861 rushing yards and 13 TDs on 170 carries. As a junior, Ward threw for 3,596 yards and 32 TDs against 5 INTs and rushed 207 times for 1,212 yards and 18 TDs.

Ward majored in kinesiology at the University of Houston.

@G_Ward1

THREE-STEP DROP

First job: Working in a car shop

Bucket list: Travel to the Caribbean and Dubai

Favorite movie: *Rush Hour 2*

Favorite TV shows: *Martin* and *The Fresh Prince of Bel-Air*

Favorite music: Drake and Lil Wayne

Favorite meal: "I'm from down south, so I like fried chicken and cornbread and greens."

Favorite throwback jerseys: Earl Campbell, Houston Oilers; Michael Jordan, Chicago Bulls

From 2015-16, only two NCAA QBs recorded 6,000+ passing yards & 1,500+ rushing yards: Greg Ward and Deshaun Watson.

SEASON HIGHLIGHTS

2019 - PHILADELPHIA EAGLES (5/1)

- Finished with career highs in both receptions (7) and receiving yards (61), including a game-winning, 4-yard TD catch with 0:26 left in the 37-27 win at Was. (12/15/19)
- At 24 years old, became youngest Eagle to catch a game-winning TD in the fourth quarter/overtime since **Jordan Matthews** on 11/8/15 at Dallas (23 years, 41-yard TD pass by **Sam Bradford**), as well as the youngest undrafted Eagle to do so since **Hank Baskett** on 12/31/06 vs. Atlanta (24 years, 89-yard TD pass by **A.J. Feeley**)
- Posted 6 receptions for 40 yards vs. Sea. (11/24/19), marking the first catches of his career (including 3 receiving first downs)
- Recorded 1 special teams tackle in his NFL debut vs. Det. (9/22/19)

CAREER STATISTICS									
			RECEIVING					OFF SNAPS	
Year	Team	GP/S	Rec	Yds	Avg	Lg	TD	No	Pct
2019	Philadelphia	5/1	18	140	7.8	13	1	203	20%
Totals		**5/1**	**18**	**140**	**7.8**	**13**	**1**	**---**	**---**

ADDITIONAL STATISTICS

Special Teams Tackles: 1 - 2019 (1)

CAREER HIGHS		
Receptions	7	12/15/19 at Was.
Receiving Yards	61	12/15/19 at Was.
Receiving Long	13	2x, last: 12/15/19 at Was.
Receiving TDs	1	12/15/19 at Was.

SEASON HIGHLIGHTS (Continued)

2017 - PHILADELPHIA EAGLES (0/0)

- Spent the majority of the season (including playoffs) on the Eagles practice squad during their **Super Bowl LII**-winning campaign

AAF HIGHLIGHTS

- Posted 22 receptions for 214 yards and added 1 punt return TD with the AAF's San Antonio Commanders in 2019

COLLEGE HIGHLIGHTS

- Produced the most rushing yards (2,375) by a QB in Houston history and tied for the most rushing TDs (39). Also finished 3rd in school history in total yards (11,080), 4th in passing yards (8,705) and 5th in passing TDs (52)
- From 2015-16, only two NCAA QBs had 6,000+ passing yards and 1,500+ rushing yards: Ward and **Deshaun Watson**
- Threw for 3,557 yards, 22 TDs and a 141.7 passer rating en route to second-team All-AAC honors as a senior in 2016
- Earned second-team All-AAC accolades as a junior in 2015. Became the first Houston QB to post 1,000+ rushing yards (1,108) in a season. Ranked 5th nationally with a Houston single-season record 21 rushing TDs

TRANSACTIONS

2017	Signed by PHI as undrafted free agent
9/2/17	Waived by PHI
9/3/17	Signed by PHI to practice squad
9/12/17	Released by PHI from practice squad
9/18/17	Signed by PHI to practice squad
2/7/18	Signed by PHI to reserve/future contract
9/1/18	Waived by PHI

2019 GAME-BY-GAME STATISTICS (PHI)										
				RECEIVING					SNAPS	
Date	Opp		GP/S	Rec	Yds	Avg	Lg	TD	No	Pct
Sep 8	Was	W	EAGLES PRACTICE SQUAD							
Sep 15	at Atl	L	EAGLES PRACTICE SQUAD							
Sep 22	Det	L	1/0	0	0	---	--	0	2	3%
Sep 26	at GB	W	EAGLES PRACTICE SQUAD							
Oct 6	NYJ	W	EAGLES PRACTICE SQUAD							
Oct 13	at Min	L	EAGLES PRACTICE SQUAD							
Oct 20	at Dal	L	EAGLES PRACTICE SQUAD							
Oct 27	at Buf	W	EAGLES PRACTICE SQUAD							
Nov 3	Chi	W	EAGLES PRACTICE SQUAD							
Nov 17	NE	L	EAGLES PRACTICE SQUAD							
Nov 24	Sea	L	1/0	6	40	6.7	9	0	37	49%
Dec 1	at Mia	L	1/0	1	5	5.0	5	0	29	41%
Dec 9	NYG	W	1/0	4	34	8.5	13	0	77	87%
Dec 15	at Was	W	1/0	7	61	8.7	13	1	58	75%
Dec 22	Dal									
Dec 29	at NYG									
Totals			**5/1**	**18**	**140**	**7.8**	**13**	**1**	**203**	**20%**



9/2/18	Signed by PHI to practice squad
9/7/18	Released by PHI from practice squad
4/9/19	Signed by PHI
8/31/19	Waived by PHI
9/1/19	Signed by PHI to practice squad
9/21/19	Promoted by PHI from practice squad to 53-man roster
9/24/19	Waived by PHI
9/26/19	Signed by PHI to practice squad
11/23/19	Promoted by PHI from practice squad to 53-man roster

QB CARSON WENTZ 11

6-5 | 237 NFL **4th Year**

DOB: Dec. 30, 1992 (Age 26)

Bismarck, North Dakota

☆

Century High School

North Dakota State
D1-16 (2nd overall) by Philadelphia

AP 2017 | PRO BOWL 2018 | 2017



Carson Wentz was originally selected by the Eagles with the 2nd-overall pick in the 2016 NFL Draft. Over the last two seasons, Wentz has produced single-season team records in passing TDs (33 in 2017) and completion percentage (69.6% in 2018). He also earned All-Pro honors from the *Associated Press* and was voted to his first career Pro Bowl following the 2017 season.

MOST PASSING TDs
EAGLES SINGLE-SEASON HISTORY

Carson Wentz (2017)	33
Sonny Jurgensen (1961)	32
Donovan McNabb (2004)	31
Randall Cunningham (1990)	30
Norm Snead (1967)	29

HIGHEST COMPLETION %
EAGLES SINGLE-SEASON HISTORY

Carson Wentz (2018)	69.6%
Sam Bradford (2015)	65.0%
Mark Sanchez (2014)	64.1%
Nick Foles (2013)	64.0%
Donovan McNabb (2004)	64.0%

(min. 250 attempts)

HIGHEST PASSER RATING
NFL QUARTERBACKS (2017-18)

111.7	Patrick Mahomes (KC)
109.5	Drew Brees (NO)
103.1	Deshaun Watson (Hou.)
102.1	Russell Wilson (Sea.)
102.0	Carson Wentz (Phi.)

(min. 500 attempts)

THREE-STEP DROP

Hobbies: Hunting, going to lakes, relaxing with friends and spending time with his golden retrievers

First job: Umpired youth baseball games

If he could play another sport, what position: Baseball, either as a closing pitcher or third baseman

Favorite TV show: *Friday Night Lights*

Favorite movie: *The Dark Knight Rises*

Favorite meal: Steak and potatoes

Favorite throwback jerseys: Walter Payton, Chicago Bears; Brett Favre, Minnesota Vikings; Roger Maris, New York Yankees

CAREER HIGHLIGHTS

- In 2018, registered the highest completion percentage (69.6%) in Eagles single-season history
- Named second-team **All-Pro** by the *Associated Press* and earned his first career **Pro Bowl** nod following the 2017 season. Also finished 3rd in MVP voting, behind **Tom Brady** and **Todd Gurley II**
- Led the **Super Bowl LII**-winning Eagles to an 11-2 record in games that he started in 2017
- Established an Eagles single-season record with 33 passing TDs in 2017 (previously 32 by **Sonny Jurgensen** in 1961)
- Posted an Eagles single-season record and NFL rookie record with 379 completions in 2016

CARSON WENTZ AO1 FOUNDATION



During the 2017 offseason, Wentz launched the **Carson Wentz Audience of One Foundation**, which is a nonprofit whose mission is to "uplift individuals and communities around the world by demonstrating God's love for His people." The foundation's signature event, an annual charity softball game with Eagles players at the home of the Philadelphia Phillies, Citizens Bank Park, has drawn more than 40,000 fans and raised over $1.3 million for charitable initiatives over the last two years.

A major focus of the foundation is its partnership with Mission of Hope in funding and constructing the Haiti Sports Complex, a multi-purpose sports facility and education center on Mission of Hope's campus. Over 15,000 children per year will have access to education tutoring, will be provided meals and vitamins to support nutrition, and have a safe place with power and internet to study. The Audience of One Foundation has invested nearly $1 million in funds for the Haiti Sports Complex.

The foundation's food truck program, Thy Kingdom Crumb, was launched in 2018 and has freely distributed quality food to communities in need throughout the Philadelphia area. Another example of Wentz's community outreach is an outdoor program, Camp Conquerors, which serves those with physical challenges, life-threatening illnesses and the underserved by providing various hunting and fishing opportunities.





THE DUTCH DESTROYER

In May 2017, Wentz befriended a boy named Lukas Kusters, who earned the nickname "**Dutch Destroyer**" for his fearless spirit on the football field. Lukas, who was diagnosed with a tumor in his abdomen when he was 8 years old, had received an inspirational video message from Wentz and his only wish was to thank his favorite player for the gesture.

The Eagles invited Lukas' family to the NovaCare Complex and what was supposed to be a short visit turned into hours. As part of his thank you, Lukas gave Wentz a wristband that says, "Dutch Destroyer," and Wentz has worn it every day since.

Less than two weeks after his visit, Lukas passed away at 10 years old and was buried in Wentz's jersey. Wentz wears his "Dutch Destroyer" wristband every game because Lukas' dream was to play for the Eagles, and with Wentz he can be on an NFL field every Sunday.

Wentz, who regularly keeps in touch with Lukas' family, helped share Lukas' story with ESPN's Tom Rinaldi, and weeks after the interview aired, the family raised nearly $200,000 through wristband purchases that went towards charities that aid families fighting childhood cancer.

"It's so much deeper than football is what it comes down to. It's so much more than just a game."

MISSION OF HOPE



During the offseason, Wentz travels to Port-au-Prince, Haiti, with **Mission of Hope**, a Christian organization that seeks transformative change for the people of Haiti. During each mission trip, Wentz embraces the culture while sharing his faith, playing with kids and helping paint homes in the community.

"It was very eye-opening to see how much need there really is, and how they're lacking so many things materialistically. But emotionally and mentally, it was one of the most joyful communities. I think the biggest thing I learned about myself was life isn't all about stuff. Going there and seeing it gave me an entirely different perspective."

@cj_wentz @cj_wentz11

QB CARSON WENTZ 11

CAREER STATISTICS

			PASSING										RUSHING					OFF SNAPS	
Year	Team	GP/S	Att	Cmp	Pct	Yds	Y/A	TD	Int	Lg	Sk/Yds	Rate	Att	Yds	Avg	Lg	TD	No	Pct
2016	Philadelphia	16/16	607	379	62.4	3,782	6.2	16	14	73t	33/213	79.3	46	150	3.3	17	2	1,127	99%
2017	Philadelphia	13/13	440	265	60.2	3,296	7.5	33	7	72t	28/162	101.9	64	299	4.7	24	0	879	78%
2018	Philadelphia	11/11	401	279	69.6	3,074	7.7	21	7	58	31/202	102.2	34	93	2.7	13	0	724	66%
2019	Philadelphia	14/14	527	334	63.4	3,431	6.5	25	7	53t	35/214	92.3	53	206	3.9	19	1	1,022	99%
Totals		**54/54**	**1,975**	**1,257**	**63.6**	**13,583**	**6.9**	**95**	**35**	**73t**	**127/791**	**92.4**	**197**	**748**	**3.8**	**24**	**3**	**---**	**---**
PLAYOFFS																			
2017	Philadelphia	0/0	PLACED ON INJURED RESERVE (KNEE) ON 12/12/17																
2018	Philadelphia	0/0	0	0	---	0	---	0	0	---	0/0	---	0	0	---	---	0	0	0%
Totals		**0/0**	**0**	**0**	**---**	**0**	**---**	**0**	**0**	**---**	**0/0**	**---**	**0**	**0**	**---**	**---**	**0**	**---**	**---**

ADDITIONAL STATISTICS

Fumbles/Lost: 46/19 - 2019 (14/7); 2018 (9/6); 2017 (9/3); 2016 (14/3) **Receptions:** 2 (both on own pass) - 4 yards on 10/28/18 at Jax.; 7 yards on 12/4/16 at Cin.

CAREER HIGHS

Pass Attempts	60	12/4/16 at Cin.
Completions	36	12/4/16 at Cin.
Passing Yards	364	11/6/16 at NYG
Yards/Attempt	10.7	10/23/17 vs. Was.
Passing Long	73t	9/25/16 vs. Pit.
Passing TDs	4	4x, last: 12/10/17 at LAR
Completion %	81.1	10/21/18 vs. Car.
Passer Rating	128.3	10/8/17 vs. Ari.
Rush Attempts	8	10/23/17 vs. Was.
Rushing Yards	63	10/23/17 vs. Was.
Rushing Long	24	9/17/17 at KC
Rushing TDs	1	3x, last: 9/15/19 at Atl.



NOTES TO KNOW

- Ranks 3rd among active NFL QBs in passing TDs per game (2.1) since 2017, trailing only **Patrick Mahomes** (2.5) and **Russell Wilson** (2.1) in that category
- Has the 7th-best passer rating (98.3) in the NFL since 2017, behind **Drew Brees** (109.5), **Patrick Mahomes** (109.5), **Russell Wilson** (104.4), **Deshaun Watson** (102.0), **Kirk Cousins** (100.7) and **Aaron Rodgers** (98.5)
- Has thrown a TD in 17 consecutive regular-season games, which is the longest active streak in the NFL as well as the 3rd-longest streak in Eagles history, trailing only himself (22 games, 12/22/16-11/11/18) and **Randall Cunningham** (18, 9/13/87-10/10/88)
- Owns the best career completion percentage (63.6%) in Eagles history and ranks 2nd in career passer rating (92.4), behind **Nick Foles** (93.2) (min. 1,000 attempts)
- Ranks 5th on the Eagles' all-time list with 13,583 passing yards, behind **Donovan McNabb** (32,873, 1999-2009), **Ron Jaworski** (26,963, 1977-86), **Randall Cunningham** (22,877, 1985-95) and **Norm Snead** (15,672, 1964-70)
- Has thrown 95 career TDs, which are the 5th-most in franchise history, trailing only **Donovan McNabb** (216, 1999-2009), **Ron Jaworski** (175, 1977-86), **Randall Cunningham** (150, 1985-95) and **Norm Snead** (111, 1964-70)

SEASON HIGHLIGHTS

2019 - PHILADELPHIA EAGLES (14/14)

- Led the Eagles to a fourth quarter/overtime comeback for the second consecutive week after completing 8-of-8 attempts for 70 yards, including a game-winning, 4-yard TD pass to **Greg Ward** with 0:26 remaining in the 37-27 win at Was. (12/15/19). Finished 30-of-43 (69.8%) for 266 yards, a season-high-tying 3 TDs, 0 INTs and a 109.3 passer rating. Became the third QB in Eagles history to record 30+ completions, 3+ TDs and 0 INTs in a single game, joining **Donovan McNabb** on 12/5/04 vs. Green Bay and **Randall Cunningham** on 10/10/88 vs. N.Y. Giants

2019 GAME-BY-GAME STATISTICS (PHILADELPHIA)

				PASSING										RUSHING					SNAPS	
Date	Opp		GP/S	Att	Cmp	Pct	Yds	Y/A	TD	Int	Lg	Sk/Yds	Rat	Att	Yds	Avg	Lg	TD	No	Pct
Sep 8	Was	W	1/1	39	28	71.8	313	8.0	3	0	53t	1/0	121.0	4	5	1.3	2	0	74	100%
Sep 15	at Atl	L	1/1	43	25	58.1	231	5.4	1	2	43	3/18	61.3	3	3	1.0	2	1	75	93%
Sep 22	Det	L	1/1	36	19	52.8	259	7.2	2	0	40	3/13	94.6	4	33	8.3	19	0	76	100%
Sep 26	at GB	W	1/1	27	16	59.3	160	5.9	3	0	20t	0/0	113.2	6	13	2.2	6	0	62	100%
Oct 6	NYJ	W	1/1	29	17	58.6	189	6.5	1	0	36	1/8	89.6	2	5	2.5	5	0	63	93%
Oct 13	at Min	L	1/1	40	26	65.0	306	7.7	2	1	45	2/14	94.4	2	23	11.5	16	0	61	94%
Oct 20	at Dal	L	1/1	26	16	61.5	191	7.3	1	1	30	3/23	80.8	4	12	3.0	6	0	61	100%
Oct 27	at Buf	W	1/1	24	17	70.8	172	7.2	1	0	38	3/19	104.9	8	35	4.4	13	0	73	100%
Nov 3	Chi	W	1/1	39	26	66.7	239	6.1	1	0	25t	4/12	91.7	4	15	3.8	8	0	89	100%
Nov 17	NE	L	1/1	40	20	50.0	214	5.4	1	0	29	5/40	74.4	3	17	5.7	8	0	75	100%
Nov 24	Sea	L	1/1	45	33	73.3	256	5.7	1	2	30	3/18	75.8	5	27	5.4	11	0	76	100%
Dec 1	at Mia	L	1/1	46	28	60.9	310	6.7	3	1	27	2/16	93.6	0	0	---	--	0	71	100%
Dec 9	NYG	W	1/1	50	33	66.0	325	6.5	2	0	30	3/25	97.5	5	9	1.8	4	0	89	100%
Dec 15	at Was	W	1/1	43	30	69.8	266	6.2	3	0	27	2/8	109.3	3	9	3.0	4	0	77	100%
Dec 22	Dal																			
Dec 29	at NYG																			
Totals			**14/14**	**527**	**334**	**63.4**	**3,431**	**6.5**	**25**	**7**	**53t**	**35/214**	**92.3**	**53**	**206**	**3.9**	**19**	**1**	**1,022**	**99%**



100+ RATING GAMES (20)

Date	Opponent	Rating
10/8/17	vs. Arizona Cardinals (W, 34-7)	128.3
10/23/17	vs. Washington Redskins (W, 34-24)	126.3
9/25/16	vs. Pittsburgh Steelers (W, 34-3)	125.9
10/11/18	at New York Giants (W, 34-13)	122.2
9/8/19	vs. Washington Redskins (W, 32-27)	121.0
12/9/18	at Dallas Cowboys (L, 23-29) (OT)	120.3
10/28/18	at Jacksonville Jaguars (W, 24-18)	119.6
10/21/18	vs. Carolina Panthers (L, 17-20)	119.6
11/5/17	vs. Denver Broncos (W, 51-23)	118.7
10/7/18	vs. Minnesota Vikings (L, 21-23)	115.3
9/26/19	at Green Bay Packers (W, 34-27)	113.2
10/12/17	at Carolina Panthers (W, 28-23)	110.7
11/26/17	vs. Chicago Bears (W, 31-3)	109.4
12/15/19	at Washington Redskins (W, 37-27)	109.3
11/25/18	vs. New York Giants (W, 25-22)	108.6
10/27/19	at Buffalo Bills (W, 31-13)	104.9
10/9/16	at Detroit Lions (L, 23-24)	102.8
11/11/18	vs. Dallas Cowboys (L, 20-27)	102.5
9/11/16	vs. Cleveland Browns (W, 29-10)	101.0
12/10/17	at Los Angeles Rams (W, 43-35)	100.8

SEASON HIGHLIGHTS (Continued)

- In the second half against the Redskins, completed 18-of-21 (85.7%) attempts for 141 yards, 3 TDs, 0 INTs and a 134.2 passer rating, including 89 yards, 2 TDs, 0 INTs and a 140.0 rating on 11-of-11 passing in the fourth quarter. In the final 23 minutes of the game, connected on 14 consecutive pass attempts for 104 yards and 3 TDs
- Registered his 5th career comeback in the fourth quarter/overtime in the win vs. NYG (12/9/19). Rallied the Eagles on an 8-play, 75-yard, game-winning TD drive (2-yard TD to **Zach Ertz**) in overtime to capture the 23-17 divisional victory. Finished with 325 yards, 2 TDs, 0 INTs and a 97.5 rating on 33-of-50 passing (66.0%)
- Totaled 310 yards, 3 TDs, 1 INT and a 93.6 rating on 28-of-46 (60.9%) passing at Mia. (12/1/19). Marked his third 3+ TD game of the season (all 3 TDs came on third down and were completed to different receivers)
- Completed 17-of-24 (70.8%) attempts for 172 yards, 1 TD, 0 INTs and a 104.9 passer rating in the win at Buf. (10/27/19). Also added a season-high 35 rushing yards
- Posted his 15th career game with 300+ passing yards after completing 26-of-40 (65.0%) attempts for 306 yards, 2 TDs, 1 INT and a 94.4 passer rating at Min. (10/13/19).
- Completed 16-of-27 (59.3%) attempts for 160 yards, 3 TDs, 0 INTs and a 113.2 passer rating while orchestrating his 5th career game-winning drive in the win at GB (9/26/19). Marked his 18th career game with a 100+ passer rating and 11th with 3+ passing TDs



DEONTAY BURNETT
WIDE RECEIVER · 82

Height: 6-0 **Weight:** 186
DOB: October 4, 1997 (Age 22)
Hometown: Gardena, CA (Junipero Serra)
College: Southern California

BIRDSEED: Burnett attended Serra (Calif.) High School and was named 2014 South Bay Daily Breeze All-South Bay second team and AllMission League first team as a senior... had 27 receptions for 545 yardsand five touchdowns his senior season ... majored in communications at Southern California where he earned a scholarship after walking on

SEASON HIGHLIGHTS: 2018 (NEW YORK JETS - 5/1) - Posted 10 receptions and 143 yards for the Jets in 5 games ... Had a career high 5 receptions and 73 yards at NE (12/30/18)

COLLEGE HIGHLIGHTS: Appeared in 39 games with 17 starts over three seasons at Southern California ... caught 152 passes for 1,897 yards and 16 touchdowns ... his 152 career catches ranks 14th on the USC all-time receptions list ... broke out in the 2017 Rose Bowl Game, where he caught 13 passes for 164 yards and 3 touchdowns .. earned numerous post-season accolades including, 2016 AP All-Bowl Team first team, ESPN All-Bowl Team first team and ESPN Pac-12 All-Bowl Team first team

TRANSACTIONS: 2018 - Signed by TEN as UDFA ... **9/1/18** - Waived by Ten ... **9/3/18** - Signed by NYJ to practice squad ... **10/20/18** - Promoted by NYJ from practice squad to 53-man roster ... **8/31/19** - Waived by NYJ ... **10/16/19** - Signed by SF to practice squad ... **12/10/19** - Waived by SF ... **12/12/19** - Signed by PHI to practice squad



ALEX ELLIS
TIGHT END · 85

Height: 6-4 **Weight:** 245
DOB: Feb. 10, 1993 (Age 26)
Hometown: Delmar, DE (Delmar)
College: Tennessee

BIRDSEED: Ellis excelled as a quarterback at Delmar (DE) High School and also lettered in lacrosse ... Ellis graduated from the University of Tennessee with a degree in biomedical engineering.

SEASON HIGHLIGHTS: 2016 (JACKSONVILLE JAGUARS - 6/4, 0/0) - Debuted as a rookie with the Jaguars ... Saw action in 6 games (4 starts) and totaled 3 receptions for 11 yards

COLLEGE HIGHLIGHTS: Appeared in 26 games and totaled 14 receptions for 232 yards and 1 TD at Tennessee ... named the 2016 Muscle Milk Male Athlete of the Year

TRANSACTIONS: 2016 - Signed by TEN as UDFA ... **9/2/16** - Waived by TEN ... **9/5/16** - Signed by JAX to practice squad ... **11/26/16** - Signed by JAX from practice squad to 53-man roster ... **9/2/17** - Waived by JAX ... **11/29/17** - Signed by NO to practice squad ... **1/16/18** - Signed by NO ... **5/7/18** - Waived by NO ... **5/8/18** - Claimed off waivers by KC ... **10/3/18** - Placed on Injured Reserve ... **8/2/19** - Signed by PHI ... **8/31/19** - Waived by PHI ... **9/1/19** - Signed by PHI to practice squad ... **9/6/19** - Promoted by PHI from practice squad to 53-man roster ... **9/10/19** - Waived by PHI ... **9/11/19** - Signed by PHI to practice squad ... **9/17/19** - Promoted by PHI from practice squad to 53-man roster ... **10/4/19** - Waived by PHI ... **12/16/19** - Signed by PHI to practice squad



MARCUS GREEN
WIDE RECEIVER · 89

Height: 5-8 **Weight:** 191
DOB: Aug. 13, 1996 (Age 23)
Hometown: Pontotoc, MS (North Pontotoc)
College: Louisiana-Monroe

BIRDSEED: Green was a four-year football letterwinner at North Pontotoc High School ... Earned five letters in basketball, as he played with the varsity squad starting in eighth grade ... Enjoys playing video games ... Active in Fellowship of Christian Athletes and is a drummer at church

COLLEGE HIGHLIGHTS: Appeared in 48 games at Louisiana-Monroe ... As a redshirt freshman in 2015, Green hauled in five 30-plus yard catches, including a 48-yarder on his first collegiate catch (vs. Nicholls State) and a 49-yarder in the final game ... Totaled 50 receptions, 855 receiving yards, and 8 TDs his senior year ... Finished his Warhawk career tied for third in school history in receiving touchdowns with 23, third in career receptions with 202, and second in career receiving yards with 2,698

TRANSACTIONS: 2019 - Drafted by ATL in 6th round (203rd overall) ... Signed 4-year contract ... **8/31/19** - Waived by ATL ... **9/1/19** - Signed by PHI to practice squad



BRUCE HECTOR
DEFENSIVE TACKLE · 90

Height: 6-2 **Weight:** 296
DOB: Oct. 7, 1994 (Age 24)
Hometown: Tampa, FL (Robinson)
College: South Florida

BIRDSEED: Hector was a versatile two-way lineman at Robinson (FL) High School, where he earned first-team all-state accolades from the *Associated Press* ... Hector, who is the son of Monica Lockett, graduated from USF with a degree in health sciences.

SEASON HIGHLIGHTS: 2019 (PHILADELPHIA EAGLES - 1/1) ... 2018 (PHILADELPHIA EAGLES - 8/0, 0/0) - Registered a half-sack of Panthers QB Cam Newton for an 11-yard loss vs. Car. (10/21/18)

COLLEGE HIGHLIGHTS: In 43 career games (24 starts) at South Florida, posted 18.0 career sacks to finish tied for 4th all-time on the Bulls' career sacks list ... Earned All-AAC honors after posting a career-high 7.0 sacks as a senior in 2017. Also totaled 38 tackles (26 solo), including 13 TFL, 1 FF, 1 PD and a blocked kick

TRANSACTIONS: **2018** - Signed by PHI as UDFA ... **10/2/18** - Waived by PHI ... **10/4/18** - Signed by PHI to practice squad ... **10/19/18** - Signed by PHI from practice squad to active roster ... **10/30/18** - Waived by PHI ... **11/2/18** - Signed by PHI to practice squad ... **12/8/18** - Signed by PHI from practice squad to active roster ... **8/22/19** Traded to ARI in exchange for S Rudy Ford ... **8/31/19** - Released by ARI ... **9/1/19** - Signed by PHI to practice squad ... **10/25/19** - Promoted by PHI from practice squad to 53-man roster ... **10/28/19** - Waived by PHI ... **10/29/19** - Signed by PHI to practice squad



DE'ANGELO HENDERSON
RUNNING BACK · 48

Height: 5-7 **Weight:** 208
DOB: Nov. 24, 1992 (Age 26)
Hometown: Summerville, SC (Summerville) **College:** Coastal Carolina

BIRDSEED: Was one of eight finalist for South Carolina's 2010 Mr. Football ... Voted as the Class 4A Running Back of the Year by the South Carolina Coaches Association ... Led the state of South Carolina in rushing yards with 2,345 yards on 251 carries and scored 27 TDs ... Graduated with a degree in recreation and sport management

SEASON HIGHLIGHTS: 2018 (NEW YORK JETS - 3/0) - Had two carries for 19 yards ... 2017 (DENVER BRONCOS - 5/0) - scored his first NFL touchdown against KC (12/31/18)

COLLEGE HIGHLIGHTS: Set the NCAA Division 1 record by scoring at least one touchdown in 35 consecutive games ... Scored 58 TDs over that span ... Is Coastal Carolina's all-time leader in rushing yards (4,635), rushing TDs (58), most 100-yard rushing games (25), all purpose yards (5,556), points scored (386), and touchdowns scored (64) ... 2016 Walter Payton Award National Offensive Player of the Year Finalist

TRANSACTIONS: **2017** - Drafted by DEN in 6th round (203rd overall) ... **5/12/17** - Signed to 4-year contract ... **9/1/18** - Waived by DEN ... **9/3/18** - Signed by NYJ to practice squad ... **10/27/18** - Promoted by NYJ from practice squad to 53-man roster ... **11/2/18** - Waived by NYJ ... **11/7/18** - Signed by NYJ to practice squad ... **12/14/18** - Promoted by NYJ from practice squad to 53-man roster ... **7/23/19** - Released by NYJ ... **7/24/19** - Claimed off waivers by MIN ... **8/31/19** - Waived by MIN ... **10/14/19** - Signed by PHI to practice squad



ALBERT HUGGINS
DEFENSIVE TACKLE · 76

Height: 6-3 **Weight:** 305
DOB: June 27, 1997 (Age 22)
Hometown: Orangeburg, SC (Orangeburg-Wilskinson) **College:** Rutgers

BIRDSEED: Huggins prepped at Orangeburg-Wilkinson (SC) High School, where he was a first-team All-America selection by Parade as a senior. Huggins earned his bachelor's degree in parks, recreation and tourism management.

CAREER HIGHLIGHTS: 2019 (PHILADELPHIA EAGLES - 4/0) - Had a career- high 2 tackles against NE on 11/17/19.

COLLEGE HIGHLIGHTS: Completed his Clemson career with 83 tackles, 11.5 TFLs, 7.0 sacks and 25 QB pressures over 46 games (4 starts) ... As a senior in 2018, credited with 30 tackles, 3 TFLs and 2.5 sacks over 15 games (2 starts). Contributed a tackle in a start as Clemson held No. 3 Notre Dame to 3 points in the Cotton Bowl. Started again in the National Championship Game vs. No. 1 Alabama, recording 5 tackles ... Had 21 tackles, 5 TFLs, 1.5 sacks and 5 QB pressures over 13 games (2 starts) as a junior in 2017. Posted 4 tackles, 2 TFLs, 1.0 sack and 2 QB pressures in his first career start vs. Florida State. Registered a half-sack against No. 7 Miami (FL) in the ACC Championship Game

TRANSACTIONS: **2019** Signed by HOU as UDFA ... **8/31/19** - Waived by HOU ... **9/21/19** - Signed by HOU to practice squad ... **10/21/19** - Signed by PHI from HOU practice squad ... 11/30/10 - Waived by PHI ... **12/2/19** - Claimed off waivers by NE ... **12/7/19** - Waived by NE ... **12/10/19** - Signed by PHI to practice squad



MARKEN MICHEL
WIDE RECEIVER • 80

Height: 5-11 **Weight:** 190
DOB: July 6, 1993 (Age 26)
Hometown: Plantation, FL (American Heritage School) **College:** Massachusetts

BIRDSEED: Michel (pronounced mish-EL) is the son of Marie and Jeantilean Michel and the older brother of Patriots RB Sony Michel ... Prepped at American Heritage School (FL), where he was a two-way starter (WR and S) and second-team All-County *Sun-Sentinel* selection ... Enjoys art in his free time

CFL HIGHLIGHTS: Signed with the CFL's Calgary Stampeders on 5/17/17 and played two seasons (2017-18) with the team ... Totaled a combined 72 receptions for 1,215 yards (16.9 avg.) and 8 TDs in 24 career games ... Saw action in 11 games in 2018, recording 31 receptions for 435 yards (14.0 avg.) and a career-high 5 TDs ... Nominated for the CFL West Division Rookie of the Year in 2017 after posting career highs in receptions (41) and receiving yards (780) along with 3 TDs in 13 games

COLLEGE HIGHLIGHTS: Competed in 38 games for the University of Massachusetts, hauling in 92 catches for 1,016 yards and 6 TDs during his four-year collegiate career ... Ranked 3rd on the team in receptions (31) and receiving yards (370) and 2nd in receiving TDs (4) in 2015 ... Added 162 yards on 28 carries at UMass

TRANSACTIONS: 2016 - Signed by MIN as undrafted free agent ... **8/30/16** - Waived by MIN ... **1/15/19** - Signed by PHI to reserve/future contract ... **8/30/19** - Waived by PHI ... **12/5/19** - Signed by PHI to practice squad



KYLE LAULETTA
QUATERBACK • 8

Height: 6-2 **Weight:** 219
DOB: March 17, 1995 (Age 24)
Hometown: Exton, PA (Downington East)
College: Richmond

BIRDSEED: Lauletta (pronounced LAW-let-uh) prepped at Downington East High School before attending the University of Richmond ... Member of the National Honor Society ... Special Olympics volunteer and Co-founder of Pass It On Program, which donated new and gently used sports equipment to the Boys and Girls Club of Philadelphia

SEASON HIGHLIGHTS: 2018 (NEW YORK GIANTS - 2/0) - Made his NFL debut at Was. (12/9) ... Became the first Giants rookie quarterback to throw a regular-season pass since Eli Manning in 2004

COLLEGE HIGHLIGHTS: Lauletta played in 40 games for Richmond from 2013-17 ... Redshirted in 2014 ... Completed 758-of-1,194 passes (63.5%) for 10,465 yards, 73 TDs and 35 INTs ... His 3,737 passing yards in 2017 are the 2nd-highest total in school history ... CAA Offensive Player of the Year and first-team All-CAA in 2017 ... Named the Most Valuable Player at the Reese's Senior Bowl after completing 8-of-12 passes for 198 yards and 3 TDs

TRANSACTIONS: 2018 - Drafted by NYG in 4th round (108th overall) ... Signed 4-year contract ... **8/31/19** - Waived by NYG ... **9/1/19** - Signed by PHI to practice squad



KEEGAN RENDER
CENTER • 64

Height: 6-4 **Weight:** 307
DOB: Nov. 23, 1995 (Age 23)
Hometown: Indianola, IA (Indianola)
College: Iowa

BIRDSEED: Played football at Indianola (IA) High School ... Named to Elite All-State first team as a senior and junior ... Received all-conference honors three straight years after earning honorable mention as a freshman ... Earned three letters in track and one in basketball, while also competing in baseball ... Is the son of Karen and Terry Render

COLLEGE HIGHLIGHTS: Named third-team All-Big Ten by league media and honorable mention by coaches after starting all 13 games at center as a senior in 2018 ... Played in 13 games as a junior in 2017 ... Saw action in all 13 games, including 8 starts (7 at LG, 1 at RG) as a sophomore in 2016 ... Particpated in a career-high 14 games as a redshirt freshman in 2015

TRANSACTIONS: 2019 - Signed by PHI as undrafted free agent ... **8/30/19** - Waived by PHI ... **10/16/19** - Signed by PHI to practice squad



TREMON SMITH

CORNERBACK • 38

Height: 5-11 **Weight:** 190
DOB: July 20, 1996 (Age 23)
Hometown: Saks, AL (Saks)
College: Central Arkansas

BIRDSEED: Finished his prep career with the most touchdowns in Saks (Ala.) High School ... Recorded 70 tackles, 4 forced fumbles, 4 interceptions in 2013 ... Was named first-team All-State quarterback at in 2013 ... First-team All-Region quarterback and defensive back in 2013 and 2014 ... Alabama 3A Player of the Year at quarterback

SEASON HIGHLIGHTS: 2019 (KANSAS CITY CHIEFS - 1/0, GREEN BAY PACKERS - 7/0) ... 2018 (KANSAS CITY CHIEFS - 14/0, 2/0) - Made his NFL debut at LAC (9/9/18) ... Had a career-high 207 kick return yards at LAR (11/19/18)

COLLEGE HIGHLIGHTS: Appeared in 48 games in four seasons (2014-17) with Central Arkansas ... Recorded 146 tackles (113 solo), nine tackles for loss, 53 passes defended, two forced fumbles and one fumble recovery during his collegiate career ... Was a two-time All-Southland Conference First Team Defensive Back (2015, 2016), an All-Southland Conference Honorable Mention Punt Returner (2016), a two-time Preseason All-Southland Conference First Team (2016, 2017)

TRANSACTIONS: **2018** - Drafted by KC in 6th round (196th overall) ... Signed 4-year contract ... **9/14/19** - Waived by KC ... **9/17/19** - Signed by GB ... **10/14/19** - Waived by GB ... **10/16/19** - Signed by GB to practice squad ... **10/29/19** - Promoted by GB from practice squad to 53-man roster ... **12/2/19** - Waived by GB ... **12/4/19** - Signed by PHI to practice squad

PHILADELPHIA 32, WASHINGTON 27

SUNDAY, SEPTEMBER 8, 2019 - LINCOLN FINANCIAL FIELD

POST-GAME NOTES

FIRST IMPRESSIONS: KICKOFF WEEKEND

- Doug Pederson joined Greasy Neale (6, 1942-47) as the only head coaches in franchise history to win 4 straight season-opening contests. Additionally, Pederson is now tied with Joe Kuharich (4, 1964-67) as the only Eagles head coaches to win their first 4 home openers with the team.

DESEAN JACKSON'S RETURN TO PHILADELPHIA

- DeSean Jackson became just the fourth player in Eagles history to catch multiple 50+ yard TDs (51 and 53 yards) in a single game, joining Timmy Brown (12/16/62 at StL), Ben Hawkins (12/3/67 at Was.) and Tommy McDonald (12/18/60 at Was.; 12/16/62 at StL).
- Jackson has now registered 31 career 50+ yard TDs, which ranks 2nd in NFL history and is only 5 TDs shy of Pro Football Hall of Famer Jerry Rice (36, 1985-2004).
- Jackson (364 career receptions with Philadelphia) surpassed Mike Quick (363, 1982-90) for sole possession of 8th place on the Eagles' all-time receptions list.

CARSON WENTZ POSTS 300+ YARD, 3-TD PERFORMANCE

- Carson Wentz became just the third QB in Eagles history throw multiple 50+ yard TDs in a single game, joining Donovan McNabb (2, 11/15/04 at Dal.; 2, 11/12/06 vs. Was.) and Sonny Jurgensen (2, 12/10/61 vs. NYG ; 4, 12/16/62 at StL).
- Wentz (10,465 career passing yards) moved into 5th place on the Eagles' all-time passing yardage list, surpassing Tommy Thompson (10,240, 1941-50).

GAME-SPECIFIC NOTES

- The Eagles scored 25 unanswered points during the third and fourth quarters. Philadelphia's 25 points were the most second-half points scored by the Eagles since 11/19/17 at Dal. (30 points).
- The Eagle's 436 total net yards tied for the 5th-most by the Eagles under Doug Pederson, trailing only 12/23/18 vs. Hou. (519 yards), 12/10/17 at LAR (455), 10/1/17 at LAC (454) and 11/6/16 at NYG (443).



TEAM STATISTICS

	WASHINGTON	PHILADELPHIA
First Downs	15	22
Net Yards Gained	398	436
Rushes/Yards	13/28	31/123
Net Yards Passing	370	313
Att/Comp/INT	44/30/0	39/28/0
Sacked/Yards Lost	1/10	1/0
Punts/Average	5/54.4	3/51.3
Fumbles/Lost	0/0	0/0
Penalties/Yards	12/96	6/55
Time of Possession	25:33	34:27
3rd-Down Efficiency	5/13	11/17
Turnover Ratio	EVEN	EVEN

SCORING RECAP

Team	Qtr.	Time	Play Description (Extra Point) (Drive Info)	Redskins	Eagles
Redskins	1	10:54	V.Davis 48 yd. pass from C.Keenum (D.Hopkins kick) (7-80, 4:06)	7	0
Redskins	1	2:48	D.Hopkins 41 yd. FG (11-57, 5:55)	10	0
Redskins	2	9:57	T.McLaurin 69 yd. pass from C.Keenum (D.Hopkins kick) (2-71, 0:52)	17	0
Eagles	2	4:19	D.Jackson 51 yd. pass from C.Wentz (J.Elliott kick) (5-62, 1:28)	17	7
Redskins	2	0:00	D.Hopkins 48 yd. FG (9-41, 1:41)	20	7
Eagles	3	7:50	A.Jeffery 5 yd. pass from C.Wentz (J.Elliott kick) (12-75, 7:10)	20	14
Eagles	3	5:07	D.Jackson 53 yd. pass from C.Wentz (J.Elliott kick) (3-53, 0:15)	20	21
Eagles	4	14:55	A.Jeffery 2 yd. run (D.Sproles run) (9-71, 4:42)	20	29
Eagles	4	3:10	J.Elliott 22 yd. FG (19-74, 8:55)	20	32
Redskins	4	0:06	T.Quinn 4 yd. pass from C.Keenum (D.Hopkins kick) (15-75, 3:04)	27	32

EAGLES INDIVIDUAL STATISTICS

RUSHING: D.Sproles 9-47, J.Howard 6-44, M.Sanders 11-25, C.Wentz 4-5, A.Jeffery 1-2-1TD
RECEIVING: D.Jackson 8-154-2TDs, Z.Ertz 5-54, A.Jeffery 5-49-1TD, D.Sproles 3-16, D.Goedert 2-16, N.Agholor 2-11, J.Howard 2-11, M.Sanders 1-2
PASSING: C.Wentz 28-39-313-3TDs-0
INTERCEPTIONS: NONE
SACKS: T.Jernigan 1.0
FIELD GOALS: J.Elliott (22G)

REDSKINS INDIVIDUAL STATISTICS

RUSHING: D.Guice 10-18, C.Thompson 3-10
RECEIVING: C.Thompson 7-68, T.McLaurin 5-125-1TD, V.Davis 4-59-1TD, P.Richardson 4-36, T.Quinn 4-33-1TD, D.Guice 3-20, K.Harmon 2-31, J.Sprinkle 1-8
PASSING: C.Keenum 30-44-380-3TDs-0
INTERCEPTIONS: NONE
SACKS: C.McKinzy 1.0
FIELD GOALS: D.Hopkins (41G, 48G)

PHILADELPHIA 20, ATLANTA 24

SUNDAY, SEPTEMBER 15, 2019 - MERCEDES-BENZ STADIUM

POST-GAME NOTES

OFFENSIVE NOTES

- With 4:57 remaining in the third quarter, Carson Wentz finished a 6-play, 27-yard scoring drive with a 4-yard TD pass to Nelson Agholor on fourth-and-goal to cut the Eagles' deficit to 12-17. It was the first passing TD Wentz has hit on fourth down since throwing his franchise-record-breaking 33rd TD of the 2017 season on 12/10/17 at L.A. Rams. Overall, it was Wentz's 4th career passing TD on fourth down.
- Agholor posted a team-high-tying 8 receptions for a team-best 107 yards (13.4 avg.) and 1 TD. Agholor's 8 catches were his most in a single game since 9/16/18 at Tampa Bay (also 8) and his 107 yards marked his 3rd career 100+ yard performance
- Zach Ertz registered 8 catches for 72 yards and now has 450 career receptions, which are the 3rd most in Eagles history, trailing only Harold Carmichael (589, 1971-83) and Pete Retzlaff (452, 1956-66).
- Josh McCown made his Eagles debut when he relieved Wentz for 6 plays during the second quarter. According to ESPN Stats & Info, McCown joined Ryan Fitzpatrick as the only players in NFL history to throw a pass for 8 different teams.
- Philadelphia's defense forced 3 turnovers (all INTs), limited Atlanta's defense to just 3-of-10 (30%) on third downs and held the Falcons to just 57 rushing yards. The Eagles recorded 3+ INTs in a single game for the first time since picking off Cowboys QB Dak Prescott 3 times on 11/19/17 at Dallas (W, 37-19) (4th such performance since 2016).

DEFENSIVE & SPECIAL TEAMS NOTES

- Philadelphia's defense forced 3 turnovers (all INTs), limited Atlanta's defense to just 3-of-10 (30%) on third downs and held the Falcons to just 57 rushing yards. The Eagles recorded 3+ INTs in a single game for the first time since picking off Cowboys QB Dak Prescott 3 times on 11/19/17 at Dallas (W, 37-19).
- Sidney Jones recorded his 1st career INT when he picked off Falcons QB Matt Ryan on second-and-10 with 0:41 remaining in the first half.
- Nathan Gerry picked off Ryan in the end zone on a second-down pass intended for TE Austin Hooper in the third quarter, resulting in a touchback. The interception was the 2nd of Gerry's career.



TEAM STATISTICS

	PHILADELPHIA	ATLANTA
First Downs	18	19
Net Yards Gained	286	367
Rushes/Yards	21/49	17/57
Net Yards Passing	237	310
Att/Comp/INT	48/28/2	43/27/3
Sacked/Yards Lost	3/18	1/10
Punts/Average	4/52.3	3/39.3
Fumbles/Lost	1/1	1/0
Penalties/Yards	7/60	10/58
Time of Possession	32:54	27:06
3rd-Down Efficiency	9/18	3/10
Turnover Ratio	EVEN	EVEN

- Cameron Johnston recorded punts of 54, 57, 46 and 52 yards to post a 52.3 gross average and 49.3 net average. His 52.3 gross average was the 2nd-best single-game mark of his career (56.0 average on 9/16/18 at Tampa Bay) and his 49.3 net average was his 2nd-highest as well (52.3 average on 12/16/18 at L.A. Rams).

SCORING RECAP

Team	Qtr.	Time	Play Description (Extra Point) (Drive Info)	Eagles	Falcons
Falcons	1	9:28	M.Bryant 50 yd. FG (11-43, 5:32)	0	3
Eagles	2	10:45	J.Elliott 34 yd. FG (9-27, 4:45)	3	3
Falcons	2	4:56	C.Ridley 34 yd. pass from M.Ryan (M.Bryant kick) (5-65, 2:31)	3	10
Eagles	2	0:00	J.Elliott 41 yd. FG (8-18, 0:43)	6	10
Falcons	3	13:23	J.Jones 4 yd. pass from M.Ryan (M.Bryant kick) (3-33, 1:28)	6	17
Eagles	3	4:57	N.Agholor 4 yd. pass from C.Wentz (run failed) (6-27, 3:08)	12	17
Eagles	4	3:13	C.Wentz 1 yd. run (C.Wentz-Z.Ertz pass) (13-73, 8:29)	20	17
Falcons	4	2:10	J.Jones 54 yd. pass from M.Ryan (M.Bryant kick) (6-75, 1:03)	20	24

EAGLES INDIVIDUAL STATISTICS

RUSHING: M.Sanders 10-28, J.Howard 8-18, C.Wentz 3-3-1TD
RECEIVING: N.Agholor 8-107-1TD, Z.Ertz 8-72, M.Hollins 5-50, M.Sanders 3-9, D.Sproles 2-5, J.Howard 1-8, J.Arcega-Whiteside 1-4
PASSING: C.Wentz 25-43-231-1TD-2, J.McCown 3-5-24-0TDs-0
INTERCEPTIONS: R.Darby 1-13, S.Jones 1-1, N.Gerry 1-0
SACKS: A.Sendejo 1.0
FIELD GOALS: J.Elliott (34G, 41G)

FALCONS INDIVIDUAL STATISTICS

RUSHING: I.Smith 4-32, D.Freeman 11-22, M.Ryan 2-3
RECEIVING: C.Ridley 8-105-1TD, J.Jones 5-106-2TDs, A.Hooper 4-34, M.Sanu 4-16, D.Freeman 3-42, I.Smith 2-13, L.Stocker 1-4
PASSING: M.Ryan 27-43-320-3TDs-3
INTERCEPTIONS: D.Trufant 2-10
SACKS: V.Beasley 1.0, A.Clayborn 1.0, G.Jarrett 1.0
FIELD GOALS: M.Bryant (50G, 50WL)

PHILADELPHIA 24, DETROIT 27

SUNDAY, SEPTEMBER 22, 2019 - LINCOLN FINANCIAL FIELD

POST-GAME NOTES

ERTZ CLIMBS EAGLES' ALL-TIME RECEPTIONS LIST

- Zach Ertz (454 career receptions) surpassed Pete Retzlaff (452, 1956-66) for sole possession of 2nd place on the Eagles' all-time receptions list, trailing only Harold Carmichael (589, 1971-83).
- Ertz eclipsed 5,000+ career receiving yards (5,017), becoming just the fourth TE in NFL history to accomplish the feat in their first 94 career games, joining Travis Kelce (75 games), Rob Gronkowski (81 games) and Antonio Gates (90 games). Ertz also climbed past Brent Celek (4,998, 2007-17) for the 8th-most receiving yards in franchise history (next: Bobby Walston (1951-62) – 5,363).

ERTZ CLIMBS EAGLES' ALL-TIME RECEPTIONS LIST

- Miles Sanders contributed a career-long 40-yard reception on the Eagles' opening drive, marking the longest catch by an Eagles rookie RB since LeSean McCoy posted a 45-yard reception on 11/8/09 vs. Dallas. It is the longest reception by an NFL rookie RB since Saquon Barkley (NYG) on 10/11/18 vs. Philadelphia (55 yards).
- Nelson Agholor posted a season-high-tying 8 catches for 50 yards and 2 TDs. He is the fifth player in Eagles history to log 8+ receptions and 1+ TD in back-to-back games, joining Terrell Owens (9/25/05-10/2/05), Irving Fryar (11/3/96-11/10/96), Mike Quick (11/24/85-12/1/85) and Bud Grant (11/30/52-12/7/52).
- Agholor registered the 2nd multi-TD performance of his career and first since 12/30/18 at Washington. He now has 6 receiving TDs in his last 5 regular-season games.
- With 1:53 remaining in the game and the Eagles trailing, 24-27, Malcolm Jenkins blocked a 46-yard FG attempt by Lions K Matt Prater to keep the deficit at 3 points. Jenkins became the first Eagle to block a FG since Treyvon Hester in the 2018 NFC Wild Card on 1/6/19 at Chicago (Bears K Cody Parkey).
- The Eagles rushed for a season-high 127 yards and averaged 4.2 yards per attempt.



TEAM STATISTICS

	DETROIT	PHILADELPHIA
First Downs	16	22
Net Yards Gained	287	373
Rushes/Yards	28/86	30/127
Net Yards Passing	201	246
Att/Comp/INT	32/18/0	36/19/0
Sacked/Yards Lost	0/0	3/13
Punts/Average	5/45.2	3/48.0
Fumbles/Lost	0/0	3/2
Penalties/Yards	9/61	4/30
Time of Possession	27:42	32:18
3rd-Down Efficiency	6/14	7/13
Turnover Ratio	+2	-2

SCORING RECAP

Team	Qtr.	Time	Play Description (Extra Point) (Drive Info)	Lions	Eagles
Eagles	1	11:28	J.Elliott 25 yd. FG (9-69, 3:32)	0	3
Lions	1	11:14	J.Agnew 100 yd. kickoff return (M.Prater kick) (0-0, 0:14)	7	3
Eagles	1	6:15	J.Howard 1 yd. run (J.Elliott kick) (9-75, 4:59)	7	10
Lions	2	14:09	K.Johnson 1 yd. run (M.Prater kick) (13-75, 7:06)	14	10
Lions	2	3:29	M.Prater 25 yd. FG (5-44, 1:21)	17	10
Lions	2	0:57	M.Prater 33 yd. FG (4-7, 0:54)	20	10
Eagles	3	4:15	N.Agholor 20 yd. pass from C.Wentz (J.Elliott kick) (6-47, 2:44)	20	17
Lions	4	14:53	M.Jones 12 yd. pass from M.Stafford (M.Prater kick) (9-75, 4:22)	27	17
Eagles	4	6:59	N.Agholor 2 yd. pass from C.Wentz (J.Elliott kick) (10-80, 4:32)	27	24

EAGLES INDIVIDUAL STATISTICS

RUSHING: M.Sanders 13-53, J.Howard 11-37-1TD, C.Wentz 4-33, D.Sproles 2-4
RECEIVING: N.Agholor 8-50-2TDs, Z.Ertz 4-64, M.Hollins 4-62, M.Sanders 2-73, J.Arcega-Whiteside 1-10
PASSING: C.Wentz 19-36-259-2TDs-0
INTERCEPTIONS: NONE
SACKS: NONE
FIELD GOALS: J.Elliott (25G)

LIONS INDIVIDUAL STATISTICS

RUSHING: J.McKissic 1-44, K.Johnson 20-36-1TD, T.Johnson 4-5, M.Stafford 3-1
RECEIVING: M.Jones 6-101-1TD, D.Amendola 4-37, K.Golladay 2-17, L.Thomas 1-15, J.James 1-13, N.Bawden 1-10, K.Johnson 1-7, T.Hockenson 1-1, T.Johnson 1-0
PASSING: M.Stafford 18-32-201-1TD-0
INTERCEPTIONS: NONE
SACKS: T.Flowers 1.0, D.Harrison 1.0, C.Jones 1.0
FIELD GOALS: M.Prater (25G, 33G, 46B)

POST-GAME NOTES

BIRDS ON PRIMETIME, THURSDAY NIGHT FOOTBALL

- Philadelphia is one of just four NFL teams with an undefeated record (4-0) on Thursday Night Football since 2016, joining L.A. Chargers, Pittsburgh and Seattle. Overall, the Eagles are now 5-0 in Thursday games under Doug Pederson (also won Thursday season opener vs. Atlanta in 2018).
- Philadelphia now owns a 3-0 record in Thursday Night Football road games since 2016

POST-GAME NOTES

- Miles Sanders' career-long 67-yard kickoff return was the longest by an Eagles rookie since Wendell Smallwood's 86-yard kickoff return TD on 10/16/16 at Washington. It was the longest by any Eagle since Josh Huff's 98-yard kickoff return TD on 10/23/16 vs. Minnesota.
- Derek Barnett recorded his 3rd career strip-sack (including playoffs). His previous two such instances occurred in the 2017 NFC Championship Game on 1/21/18 vs. Minnesota (Case Keenum) as well as on 11/19/17 at Dallas (Dak Prescott).
- Jordan Howard matched a career high with 3 offensive TDs (last: 12/4/16 vs. San Francisco with Chicago, all rushing). Howard became the first Eagles RB to record 3+ offensive TDs in a single game since LeSean McCoy on 12/18/11 vs. N.Y. Jets.
- The Eagles sealed the 34-27 victory with a Nigel Bradham INT with :28 remaining in regulation. Bradham picked off a pass intended for Marquez Valdes-Scantling in the endzone and returned it to the Philadelphia 21-yard line. The interception was Aaron Rodgers' first INT of the season, which came after 212 consecutive passes without an INT.
- Carson Wentz registered 3+ passing TDs for the 11th time of his NFL career and first since 12/9/18 at Dallas. Wentz's 11 career games with 3+ passing TDs are the 4th-most by an NFL QB since 2017, behind Patrick Mahomes (13), Russell Wilson (13) and Tom Brady (12).
- According to Elias Sports, Philadelphia delivered Aaron Rodgers (58-1-1) his first career loss at home in a game in which the Packers held a lead of 10+ points (led 10-0 in the first quarter).



TEAM STATISTICS

	PHILADELPHIA	GREEN BAY
First Downs	24	31
Net Yards Gained	336	491
Rushes/Yards	33/176	20/77
Net Yards Passing	160	422
Att/Comp/INT	27/16/0	53/34/1
Sacked/Yards Lost	0/0	1/8
Punts/Average	4/41.8	2/41.5
Fumbles/Lost	0/0	1/1
Penalties/Yards	9/93	5/50
Time of Possession	27:39	32:21
3rd-Down Efficiency	5/9	6/11
Turnover Ratio	+2	-2

SCORING RECAP

Team	Qtr.	Time	Play Description (Extra Point) (Drive Info)	Eagles	Packers
Packers	1	10:31	A.Jones 3 yd. run (M.Crosby kick) (5-89, 2:18)	0	7
Packers	2	14:01	M.Crosby 30 yd. FG (15-78, 8:01)	0	10
Eagles	2	11:48	A.Jeffery 6 yd. pass from C.Wentz (J.Elliott kick) (5-34, 2:13)	7	10
Packers	2	8:24	M.Crosby 31 yd. FG (7-63, 3:24)	7	13
Eagles	2	2:45	D.Goedert 3 yd. pass from C.Wentz (J.Elliott kick) (11-60, 5:39)	14	13
Eagles	2	0:59	J.Howard 1 yd. run (J.Elliott kick) (4-17, 0:54)	21	13
Packers	2	0:09	G.Allison 19 yd. pass from A.Rodgers (M.Crosby kick) (7-70, 0:50)	21	20
Eagles	3	9:12	J.Howard 20 yd. pass from C.Wentz (pass failed) (8-76, 3:43)	27	20
Packers	3	3:16	J.Graham 14 yd. pass from A.Rodgers (M.Crosby kick) (8-72, 3:34)	27	27
Eagles	4	14:13	J.Howard 2 yd. run (J.Elliott kick) (8-75, 4:03)	34	27

EAGLES INDIVIDUAL STATISTICS

RUSHING: J.Howard 15-87-2TDs, M.Sanders 11-72, C.Wentz 6-13, D.Sproles 1-4
RECEIVING: Z.Ertz 7-65, A.Jeffery 3-38-1TD, J.Howard 3-28-1TD, D.Goedert 2-16-1TD, M.Hollins 1-13
PASSING: C.Wentz 16-27-160-3TDs-0
INTERCEPTIONS: N.Bradham 1-22
SACKS: D.Barnett 1.0
FIELD GOALS: NONE

PACKERS INDIVIDUAL STATISTICS

RUSHING: A.Rodgers 5-46, A.Jones 13-21-1TD, G.Allison 1-7, D.Vitale 1-3
RECEIVING: D.Adams 10-180, J.Graham 6-61-1TD, A.Jones 6-37, G.Allison 3-52-1TD, M.Valdes-Scantling 3-47, M.Lewis 2-19, D.Vitale 2-15, R.Tonyan 1-11, J.Williams 1-0
PASSING: A.Rodgers 34-53-422-2TDs-1
INTERCEPTIONS: NONE
SACKS: NONE
FIELD GOALS: M.Crosby (30G, 31G)

PHILADELPHIA 31, N.Y. JETS 6

SUNDAY, OCTOBER 6, 2019 - LINCOLN FINANCIAL FIELD

POST-GAME NOTES

DEFENSE SHINES IN EAGLES' 31-6 VICTORY

- Philadelphia became the first team in NFL history to record 10.0+ sacks, a fumble recovery TD and an INT-TD in the same game. The Eagles recorded a fumble recovery TD and INT-TD in the same game for just the seventh time in team history, joining 11/12/90 vs. Washington, 12/3/89 at N.Y. Giants, 12/12/54 vs. N.Y. Giants, 12/7/52 vs. Dallas, 10/29/50 vs. Washington and 10/31/43 vs. Chicago Cardinals).
- The Eagles' 10.0 sacks against the Jets are tied for the 2nd-most in single-game franchise history (also 9/23/07 vs. Detroit), trailing only an 11.0-sack performance on 9/15/91 at Dallas.
- Brandon Graham led the defense with a career-high 3.0 sacks. He is the first Eagles player to register 3.0 sacks in a single game since Fletcher Cox on 12/30/18 at Washington.
- Orlando Scandrick finished the game with a career-high 2.0 sacks (both strip-sacks) and a fumble recovery TD. Scandrick became just the fifth NFL defensive back since 1993 to record 2.0+ sacks and 2.0+ FFs in a single game, joining Brandon Meriweather (10/27/14 at Dallas with Washington), Drew Coleman (12/19/10 at Pittsburgh with N.Y. Jets), Kerry Rhodes (9/24/06 at Buffalo with N.Y. Jets) and John Lynch (12/31/05 at San Diego with Denver).
- Scandrick is just the fifth defensive back in Eagles history to post 2.0 sacks in a single game, joining Brian Dawkins (11/19/00 vs. Arizona), Bobby Taylor (9/15/97 at Dallas), Wes Hopkins (10/6/91 at Tampa Bay) and Ray Ellis (12/8/85 vs. Washington).

SPROLES MOVES INTO NFL'S TOP 5 IN ALL-PURPOSE YARDS

- Darren Sproles (19,684) surpassed Tim Brown (19,682, 1988-2004) for the 5th-most all-purpose yards in NFL history, trailing only Jerry Rice (23,546, 1985-2004), Brian Mitchell (23,330, 1990-2003), Walter Payton (21,803, 1975-87) and Emmitt Smith (21,564, 1990-2004).

OFFENSIVE NOTES

- Jordan Howard tallied a 1-yard rushing TD in the first quarter marking his 5th offensive TD in the last 3 games. He is the first Eagles RB with 5+ offensive TDs in a 3-game span since LeSean McCoy from 12/1/11-12/18/11 (also 5 TDs). He also became the first Eagle to rush for TDs in 3 consecutive games since Ryan Mathews from 12/11/11-12/18/11 (also 3 games).



TEAM STATISTICS		
	N.Y. JETS	PHILADELPHIA
First Downs	9	17
Net Yards Gained	128	265
Rushes/Yards	19/67	29/84
Net Yards Passing	61	181
Att/Comp/INT	26/15/2	29/17/0
Sacked/Yards Lost	10/59	1/8
Punts/Average	8/50.9	5/46.8
Fumbles/Lost	2/1	3/1
Penalties/Yards	9/52	9/76
Time of Possession	29:08	30:52
3rd-Down Efficiency	3/14	5/13
Turnover Ratio	-2	+2

- Miles Sanders registered a 36-yard reception in the first quarter, which marked his third 30+ yard catch this season (also 40 and 33 yards on 9/22/19 vs. Detroit). Sanders' three 30+ yard receptions are the most by an NFL rookie RB through 5 games since at least 1991. Sanders has recorded a 30+ yard play from scrimmage in 3 consecutive games.

SCORING RECAP					
Team	Qtr.	Time	Play Description (Extra Point) (Drive Info)	Jets	Eagles
Eagles	1	7:44	J.Howard 1 yd. run (J.Elliott kick) (9-53, 5:11)	0	7
Eagles	1	5:04	N.Gerry 51 yd. interception return (J.Elliott kick)	0	14
Eagles	2	0:34	Z.Ertz 11 yd. pass from C.Wentz (J.Elliott kick)	0	21
Eagles	3	1:26	J.Elliott 28 yd. FG (12-77, 7:08)	0	24
Jets	4	14:32	V.Smith 19 yd. run (pass failed) (1-19, 0:08)	6	24
Eagles	4	7:39	Orlando Scandrick 44 yd. fumble return (J.Elliott kick)	6	31

EAGLES INDIVIDUAL STATISTICS
RUSHING: J.Howard 13-62-1TD, M.Sanders 9-15, C.Wentz 2-5, D.Sproles 3-4, J.McCown 2--2
RECEIVING: A.Jeffery 6-52, Z.Ertz 5-57-1TD, M.Sanders 4-49, N.Agholor 1-20, D.Goedert 1-11
PASSING: C.Wentz 17-29-189-1TD-0
INTERCEPTIONS: N.Gerry 1-51-1TD, R.McLeod 1-23
SACKS: B.Graham 3.0, O.Scandrick 2.0, D.Barnett 1.0, V.Curry 1.0, D.Hall 1.0, H.Ridgeway 1.0, J.Sweat 1.0
FIELD GOALS: J.Elliott (28G)

JETS INDIVIDUAL STATISTICS
RUSHING: L.Bell 15-43, V.Smith 1-19-1TD, B.Powell 1-4, T.Montgomery 2-1
RECEIVING: L.Bell 7-45, D.Thomas 4-47, J.Crowder 2-10, Ro.Anderson 1-16, R.Griffin 1-2
PASSING: L.Falk 15-26-120-0TDs-2
INTERCEPTIONS: NONE
SACKS: S.McLendon 1.0
FIELD GOALS: S.Ficken (55WR)

PHILADELPHIA 20, MINNESOTA 38

SUNDAY, OCTOBER 13, 2019 - U.S. BANK STADIUM

POST-GAME NOTES

- Miles Sanders helped the Eagles cut the deficit to 10-24 in the second quarter when he caught a 32-yard TD pass from Carson Wentz, capping a 5-play, 75-yard scoring drive. He also registered a 45-yard reception (career long) in the third quarter that set up a 3-yard TD pass to Alshon Jeffery, 17-24.
- Sanders has registered a 30+ yard play from scrimmage in 4 consecutive games. In that span, he has posted a total of six 30+ yard plays (5 receiving, 1 rushing). His five 30+ yard receptions are the most by an NFL rookie RB through 6 games since at least 1991.
- Alshon Jeffery caught a 3-yard TD pass from Carson Wentz on the Eagles' opening drive of the third quarter. Jeffery leads all active NFL players with 8 career receiving TDs vs. Minnesota.
- Jeffery registered 10 catches for 76 yards, marking the first time an Eagle has recorded 10-plus catches in a game since Zach Ertz hauled in 12 receptions vs. Hou. on 12/28/18.
- Jake Elliott connected on a season-long 53-yard FG in the second quarter that made it a 3-10 game. He also nailed a 40-yard FG that made it a 4-point game, 20-24, in the third quarter.
- Elliott's 53-yarder marked his 9th career 50+ yard FG and first since 12/16/18 at L.A. Rams (51 yards). It is tied for the 3rd-longest FG of his career (longest: 61 yards on 9/24/17 vs. N.Y. Giants).
- Brandon Graham recorded his team-leading 4th sack of the season when he brought down Vikings QB Kirk Cousins for an 8-yard loss on third-and-4 in the second quarter. Graham has registered a total of 4 sacks over the past two games and now has 46.5 in his career which rank 6th all-time in Eagles history.



TEAM STATISTICS

	PHILADELPHIA	MINNESOTA
First Downs	19	26
Net Yards Gained	400	447
Rushes/Yards	22/108	35/122
Net Yards Passing	292	325
Att/Comp/INT	41/26/2	29/22/1
Sacked/Yards Lost	2/14	1/8
Punts/Average	3/43.7	3/41.0
Fumbles/Lost	1/1	1/1
Penalties/Yards	7/49	4/30
Time of Possession	27:56	32:04
3rd-Down Efficiency	4/12	2/10
Turnover Ratio	-1	+1

SCORING RECAP

Team	Qtr.	Time	Play Description (Extra Point) (Drive Info)	Eagles	Vikings
Vikings	1	7:43	A.Thielen 6 yd. pass from K.Cousins (D.Bailey kick) (13-75, 7:17)	0	7
Vikings	1	1:54	D.Bailey 39 yd. FG (9-35, 3:36)	0	10
Eagles	2	12:10	J.Elliott 53 yd. FG (10-40, 4:44)	3	10
Vikings	2	11:39	S.Diggs 64 yd. pass from K.Cousins (D.Bailey kick) (2-75, 0:31)	3	17
Vikings	2	9:31	S.Diggs 51 yd. pass from K.Cousins (D.Bailey kick) (1-51, 0:08)	3	24
Eagles	2	7:02	M.Sanders 32 yd. pass from C.Wentz (J.Elliott kick) (5-75, 2:29)	10	24
Eagles	3	12:11	A.Jeffery 3 yd. pass from C.Wentz (J.Elliott kick) (6-75, 2:49)	17	24
Eagles	3	6:19	J.Elliott 40 yd. FG (5-33, 2:44)	20	24
Vikings	3	1:16	S.Diggs 11 yd. pass from K.Cousins (D.Bailey kick) (9-75, 5:03)	20	31
Vikings	4	8:17	D.Cook 1 yd. run (D.Bailey kick) (8-88, 4:44)	20	38

EAGLES INDIVIDUAL STATISTICS

RUSHING: J.Howard 13-49, B.Scott 4-30, C.Wentz 2-23, M.Sanders 3-6
RECEIVING: A.Jeffery 10-76-1TD, D.Goedert 5-48, Z.Ertz 4-54, N.Agholor 4-42, M.Sanders 3-86-1TD,
PASSING: C.Wentz 26-40-306-2TDs-1, J.Elliott 0-1-0-0TDs-1
INTERCEPTIONS: A.Sendejo 1-15
SACKS: B.Graham 1.0
FIELD GOALS: J.Elliott (53G, 40G)

VIKINGS INDIVIDUAL STATISTICS

RUSHING: A.Mattison 14-63, D.Cook 16-41-1TD, S.Diggs 2-18, K.Cousins 2-0, A.Thielen 1-0
RECEIVING: S.Diggs 7-167-3TDs, A.Thielen 6-57-1TD, K.Rudolph 3-36, I.Smith 2-29, D.Cook 2-13, O.Johnson 1-16, L.Treadwell 1-15
PASSING: K.Cousins 22-29-333-4TDs-1
INTERCEPTIONS: E.Griffen 1-17, Mac.Alexander 1-0
SACKS: D.Hunter 1.0, Mac.Alexander 0.5, E.Kendricks 0.5
FIELD GOALS: D.Bailey (39G)

PHILADELPHIA 10, DALLAS 37

SUNDAY, OCTOBER 20, 2019 - AT&T STADIUM

POST-GAME NOTES

- Carson Wentz ranks 2nd among NFL QBs in passing TDs per game (2.16) since 2017, behind Patrick Mahomes (2.71). Wentz is also tied with Matt Ryan for the 5th-best passer rating (100.0) in the NFL in that span, trailing only Mahomes (112.1), Drew Brees (108.8), Russell Wilson (104.4) and Deshaun Watson (130.3) (min. 500 attempts).
- Jordan Howard ranks 3rd among NFC RBs (9th in NFL) in rushing average (4.51), behind Dalvin Cook (5.45) and Christian McCaffrey (4.87) (min. 75 attempts). Howard also ranks 4th in the NFL (leads NFC) in rushing first down percentage (26.1%), trailing only Mark Ingram (28.3%), Carlos Hyde (27.0%) and Marlon Mack (26.1%) (min. 75 attempts).
- Miles Sanders is the first NFL RB to post 450+ scrimmage yards (450) and 250+ return yards (259) in their first 7 career games since Adrian Peterson in 2007 (927-324). Sanders leads all NFL rookies with 709 all-purpose yards.
- Alshon Jeffery is tied for the team lead with 3 receiving TDs Since joining the Eagles in 2017, Jeffery ranks 9th among NFL WRs with 18 receiving TDs (16 in red zone).
- Brandon Graham leads the Eagles defense with 4.0 sacks and ranks 6th in team history with 46.5 career sacks.



TEAM STATISTICS		
	PHILADELPHIA	DALLAS
First Downs	16	23
Net Yards Gained	283	402
Rushes/Yards	28/115	36/189
Net Yards Passing	168	213
Att/Comp/INT	26/16/1	27/21/1
Sacked/Yards Lost	3/23	3/26
Punts/Average	3/50.7	3/42.3
Fumbles/Lost	3/3	1/0
Penalties/Yards	5/40	6/65
Time of Possession	27:38	32:22
3rd-Down Efficiency	3/9	8/14
Turnover Ratio	-3	+3

SCORING RECAP					
Team	Qtr.	Time	Play Description (Extra Point) (Drive Info)	Eagles	Cowboys
Cowboys	1	10:08	T.Austin 20 yd. run (B.Maher kick) (6-45, 3:02)	0	7
Cowboys	1	8:56	E.Elliott 1 yd. run (B.Maher kick) (2-14, 0:18)	0	14
Eagles	1	4:38	D.Goedert 28 yd. pass from C.Wentz (J.Elliott kick) (7-87, 4:18)	7	14
Cowboys	2	6:40	B.Jarwin 1 yd. pass from D.Prescott (B.Maher kick) (12-71, 6:52)	7	21
Cowboys	2	1:31	B.Maher 26 yd. FG (8-72, 1:16)	7	24
Cowboys	2	0:00	B.Maher 63 yd. FG (5-25, 0:22)	7	27
Eagles	3	4:59	J.Elliott 38 yd. FG (12-66, 5:51)	10	27
Cowboys	4	12:36	B.Maher 29 yd. FG (13-64, 7:23)	10	30
Cowboys	4	9:33	D.Prescott 8 yd. run (B.Maher kick) (3-16, 1:21)	10	38

EAGLES INDIVIDUAL STATISTICS
RUSHING: J.Howard 11-50, B.Scott 7-32, M.Sanders 6-21, C.Wentz 4-12
RECEIVING: D.Goedert 4-69-1TD, M.Sanders 3-11, A.Jeffery 2-38, Z.Ertz 2-38, N.Agholor 2-24, J.Howard 2-6, B.Scott 1-5
PASSING: C.Wentz 16-26-191-1TD-1
INTERCEPTIONS: J.Mills 1-0
SACKS: D.Barnett 1.0, F.Cox 1.0, H.Ridgeway 1.0
FIELD GOALS: J.Elliott (38G)

COWBOYS INDIVIDUAL STATISTICS
RUSHING: E.Elliott 22-111-1TD, D.Prescott 5-30-1TD, T.Pollard 8-28, T.Austin 1-20
RECEIVING: E.Elliott 6-36, A.Cooper 5-106, J.Witten 4-33, M. Gallup 3-34, R.Cobb 2-29, B.Jarwin 1-1-1TD
PASSING: D.Prescott 21-27-239-1TD-1
INTERCEPTIONS: X.Woods 1-9
SACKS: D.Lawrence 1.0, J.Lewis 1.0, R.Quinn 1.0
FIELD GOALS: B.Maher (26G, 63G, 29G)

PHILADELPHIA 31, BUFFALO 13

SUNDAY, OCTOBER 27, 2019 - NEW ERA FIELD

POST-GAME NOTES

OFFENSIVE NOTES

- Miles Sanders registered a 25-yard reception on Philadelphia's first scoring drive. Sanders' 6 catches of 25+ yards this season are the most by an NFL RB through 8 games since Tiki Barber in 2004 (also 6).
- Philadelphia's opening drive of the third quarter resulted in a 65-yard rushing TD by Miles Sanders on second-and-8 on the second play of the possession, 17-7. Sanders' 65-yard rushing TD is tied with Bryce Brown on 12/26/12 vs. Carolina for the 7th-longest by a rookie in Eagles history, behind Herman Hunter on 11/24/85 at Dallas (74 yards), John Brewer on 10/4/52 vs. N.Y. Giants (71), Steve Van Buren on 11/5/44 at Brooklyn (70), John Kusko on 11/22/36 vs. Chicago (70), LeSean McCoy on 11/1/09 vs. N.Y. Giants (66) and Don Johnson on 11/15/53 vs. Baltimore Colts (66).
- Carson Wentz connected with Dallas Goedert for a 5-yard TD pass in the second quarter to give Philadelphia its first lead of the game. Including playoffs, Goedert leads the Eagles offense with 6 go-ahead or game-tying TDs since 2018.
- Wentz has registered a TD pass in 11 consecutive games played (dating back to 2018), which is tied with Russell Wilson for the longest active streak in the NFL.
- The Eagles increased their lead to 24-13 after Boston Scott capped a 5-play, 68-yard drive with a 4-yard rushing TD. The score marked the first TD of Scott's NFL career.

DEFENSIVE NOTES

- Philadelphia's defense forced a three-and-out on Buffalo's game-opening drive, which featured a strip-sack of Bills QB Josh Allen by Fletcher Cox for a 6-yard loss on third-and-6. Cox has registered a strip-sack in consecutive games, marking the second time in his career that he has forced a fumble in back-to-back games as well as the first instance since 10/11/15-10/19/15 (3 total FFs).
- Brandon Graham recorded his team-leading 5th sack of the season in the third quarter when he brought down Bills QB Josh Allen for a 2-yard loss on third-and-8, forcing a fourth-and-10 from the BUF 29. The Bills offense then turned the ball over on downs on the very next play. Graham's 5.0 sacks (all of which have come on third down) are tied for his most QB takedowns ever through 8 games (also 2017, when he finished the season with a career-high 9.5 sacks).



TEAM STATISTICS

	PHILADELPHIA	BUFFALO
First Downs	21	16
Net Yards Gained	371	253
Rushes/Yards	41/218	20/98
Net Yards Passing	153	155
Att/Comp/INT	24/17/0	34/16/0
Sacked/Yards Lost	3/19	4/14
Punts/Average	4/46.0	6/42.8
Fumbles/Lost	2/1	3/1
Penalties/Yards	4/44	8/57
Time of Possession	35:57	24:03
3rd-Down Efficiency	8/15	6/15
Turnover Ratio	EVEN	EVEN

SPECIAL TEAMS NOTES

- Following a Buffalo TD that made it a 17-13 score in the third quarter, Derek Barnett blocked the PAT attempt by Bills K Stephen Hauschka. It was the 2nd blocked PAT attempt of Barnett's career (last: 12/17/17 at N.Y. Giants – Giants K Aldrick Rosas). Overall, it is Barnett's 3rd career blocked kick (also blocked FG on 10/30/17 vs. San Francisco – 49ers K Robbie Gould).

SCORING RECAP

Team	Qtr.	Time	Play Description (Extra Point) (Drive Info)	Eagles	Bills
Eagles	1	3:38	J.Elliott 37 yd. FG (9-54, 4:35)	3	0
Bills	2	14:48	C.Beasley 14 yd. pass from J.Allen (S.Hauschka kick) (10-75, 3:50)	3	7
Eagles	2	0:25	D.Goedert 5 yd. pass from C.Wentz (M.Sanders run) (5-24, 1:28)	11	7
Eagles	3	14:02	M.Sanders 65 yd. run (kick failed, hlu) (2-67, 0:58)	17	7
Bills	3	9:36	D.Singletary 28 yd. pass from J.Allen (kick blocked) (10-75, 4:26)	17	13
Eagles	3	5:38	B.Scott 4 yd. run (J.Elliott kick) (6-68, 3:58)	24	13
Eagles	4	6:12	J.Howard 3 yd. run (J.Elliott kick) (14-83, 8:17)	31	13

EAGLES INDIVIDUAL STATISTICS

RUSHING: J.Howard 23-96-1TD, M.Sanders 3-74-1TD, C.Wentz 8-35, N.Agholor 2-7, B.Scott 5-6-1TD

RECEIVING: A.Jeffery 4-64, N.Agholor 4-7, M.Sanders 3-44, D.Goedert 3-22-1TD, Z.Ertz 2-20, J.Howard 1-15

PASSING: C.Wentz 17-24-172-1TD-0

INTERCEPTIONS: NONE

SACKS: F.Cox 1.5, N.Gerry 1.0, B.Graham 1.0, D.Barnett 0.5

FIELD GOALS: J.Elliott (37G)

BILLS INDIVIDUAL STATISTICS

RUSHING: J.Allen 8-45, F.Gore 9-34, D.Singletary 3-19

RECEIVING: J.Brown 5-54, D.Singletary 4-30-1TD, C.Beasley 3-41-1TD, T.Kroft 2-32, D.Williams 1-6, L.Smith 1-6

PASSING: J.Allen 16-34-169-2TDs-0

INTERCEPTIONS: NONE

SACKS: T.Johnson 1.0, S.Lawson 1.0, J.Phillips 1.0

FIELD GOALS: S.Hauschka (53WR)

PHILADELPHIA 22, CHICAGO 14

SUNDAY, NOVEMBER 3, 2019 - LINCOLN FINANCIAL FIELD

POST-GAME NOTES

HOME, SWEET HOME – LINCOLN FINANCIAL FIELD

- Philadelphia improved to 23-7 at home under Doug Pederson (including playoffs), which marks the 2nd-best home winning percentage (.767) in the NFL since 2016. Overall, the Eagles have won 10 of their previous 14 games (.714) at Lincoln Financial Field.

ERTZ LEADS EAGLES WITH 100+ RECEIVING YARDS & 1 TD

- Zach Ertz led the Eagles offense with season highs in both receptions (9) and receiving yards (103), while adding a 25-yard TD catch in the second quarter that made it a 12-0 game. Ertz's 103 receiving yards marked his 12th career 100+ yard performance. It is his most receiving yards in a single game since 12/23/18 vs. Houston (110 yards).

HOWARD POWERS BACKFIELD WITH 82 RUSHING YARDS & 1 TD

- Jordan Howard rushed 19 times for 82 yards (4.3 avg.) against his former team, including a 13-yard rushing TD in the third quarter that lifted the Eagles to a 19-0 lead. Howard's 13-yard TD was his longest rushing TD since posting an 18-yard TD on 11/4/18 at Buffalo with Chicago. Overall, it was the 5th-longest rushing TD of his NFL career.
- Howard leads the Eagles in rushing yards (525) and rushing TDs (6) this season. Howard is just the fourth Eagles RB since 1950 to record 500+ rushing yards and 6+ rushing TDs through 9 games, joining LeSean McCoy in 2011 (906-10), Ricky Watters in 1996 (898-8) and Wilbert Montgomery in 1982 (515-7).

KEY DEFENSIVE & SPECIAL TEAMS MOMENTS

- The Eagles defense forced a three-and-out on each of the Bears' first 5 possessions of the game. It was the first time Philadelphia has accomplished that feat since at least 2000. The last NFL team to hold an opponent to three-and-outs on each of the first 5 drives of the game was Buffalo on 11/26/17 vs. Kansas City.
- In the first half of the game, the Eagles limited the Bears to 0 points, 2 first downs and 9 total net yards. It marked the second time that Philadelphia has shut out an opponent in the first half during the 2019 season (also 10/6/19 vs. NYJ). Overall, it was the Eagles' 8th such instance since 2016.
- The Bears' 2 first downs in the first half were the fewest that Philadelphia has allowed through two quarters since their last regular-season game vs. Chicago on 11/26/17 (0).



TEAM STATISTICS

	CHICAGO	PHILADELPHIA
First Downs	10	26
Net Yards Gained	164	373
Rushes/Yards	18/62	35/146
Net Yards Passing	102	227
Att/Comp/INT	21/10/0	39/26/0
Sacked/Yards Lost	3/23	4/12
Punts/Average	8/46.5	5/49.0
Fumbles/Lost	1/1	1/0
Penalties/Yards	9/70	8/75
Time of Possession	19:42	40:18
3rd-Down Efficiency	2/10	8/18
Turnover Ratio	-1	+1

- Chicago's 9 yards in the first half marked the 9th-fewest allowed by an NFL team in the first half of a game since at least 2000 (fewest since Pittsburgh held Kansas City to 6 yards on 10/15/17 at KC).
- Brandon Graham recorded his team-leading 6th season of the season. Each of his 6.0 sacks have come in the last 5 games. That is the most by any Eagle over a 5-game stretch since Fletcher Cox from 12/3/18-12/30/18 (6.5 sacks).

SCORING RECAP

Team	Qtr.	Time	Play Description (Extra Point) (Drive Info)	Bears	Eagles
Eagles	1	6:45	J.Elliott 28 yd. FG (12-70, 6:33)	0	3
Eagles	2	13:22	J.Elliott 28 yd. FG (12-61, 7:16)	0	6
Eagles	2	6:21	Z.Ertz 25 yd. pass from C.Wentz (kick failed, wr)	0	12
Eagles	3	10:37	J.Howard 13 yd. run (J.Elliott kick) (8-84, 4:23)	0	19
Bears	3	6:29	D.Montgomery 1 yd. run (E.Pineiro kick) (7-75, 4:08)	7	19
Bears	4	12:43	D.Montgomery 1 yd. run (E.Pineiro kick) (8-58, 3:21)	14	19
Eagles	4	0:25	J.Elliott 38 yd. FG (16-69, 8:14)	14	22

EAGLES INDIVIDUAL STATISTICS

RUSHING: J.Howard 19-82-1TD, M.Sanders 10-42, C.Wentz 4-15, D.Sproles 2-7
RECEIVING: Z.Ertz 9-103-1TD, D.Goedert 4-39, A.Jeffery 4-36, M.Sanders 3-31, N.Agholor 3-21, D.Jackson 1-5, D.Sproles 1-3, J.Howard 1-1
PASSING: C.Wentz 26-39-239-1TD-0
INTERCEPTIONS: NONE
SACKS: B.Graham 1.0, J.Sweat 1.0, G.Avery 0.5, M.Jenkins 0.5
FIELD GOALS: J.Elliott (28G, 28G, 38G)

BEARS INDIVIDUAL STATISTICS

RUSHING: D.Montgomery 14-40-2TDs, M.Trubisky 2-15, T.Cohen 2-7
RECEIVING: T.Gabriel 3-69, D.Montgomery 3-36, T.Cohen 2-9, A.Robinson 1-6, C.Patterson 1-5
PASSING: M.Trubisky 10-21-125-0TDs-0
INTERCEPTIONS: NONE
SACKS: L.Floyd 1.0, E.Goldman 1.0, A.Lynch 1.0, N.Williams 1.0
FIELD GOALS: NONE

PHILADELPHIA 10, NEW ENGLAND 17

SUNDAY, NOVEMBER 17, 2019 - LINCOLN FINANCIAL FIELD

POST-GAME NOTES

OFFENSIVE SCORING DRIVES

- Philadelphia opened the game with a 42-yard FG by Jake Elliott, which capped a 4-play, 51-yard scoring drive on the Eagles' first possession to give them an early 3-0 advantage. Elliott improved to 13-of-13 on FG attempts this season. He is the first kicker in team history to connect on 13 straight FGs to start a season. Elliott's streak of 17 consecutive FGs (dating back to 2018) is tied for the 3rd-longest in franchise history.
- Carson Wentz led the Eagles on a 16-play, 95-yard TD drive that took 9:33 off the clock and gave Philadelphia a 10-0 advantage in the second quarter. The possession ended with a 5-yard TD pass to Dallas Goedert, who leads the team with a career-high 4 receiving TDs. Wentz has thrown a TD pass in 13 consecutive regular-season contests, which is tied with Russell Wilson for the longest active streak in the NFL.

KEY DEFENSIVE NOTES

- The Eagles defense limited New England to 17 points, 298 total net yards, 224 passing yards and 74 rushing yards. The Patriots converted 5-of-16 (31.3%) third-down attempts.
- New England's 17 points marked their 2nd-lowest scoring output of the season, behind a 16-point effort in the win at Buffalo on 9/29/19.
- Tom Brady was limited to a 67.3 passer rating. Sunday marked the second time this season that Brady has been held without a passing TD or rushing TD (also 9/29/19 at Buffalo).
- Philadelphia kept Brady at 11-of-25 (44.0%) passing for 103 yards and a 55.9 passer rating in the first half. Brady's 14 first-half incompletions were a career high.
- The Eagles went into halftime with a 10-9 lead over New England (3 FGs). The last time the Patriots did not a score a TD in the first or second quarter was on 10/29/18 at Buffalo.

MORE FROM THE GAME

- Zach Ertz led the Eagles with a season-high-tying 9 receptions for 94 yards. This is the third instance in Ertz's career where he has registered at least 9 catches and 90+ yards in back-to-back games (also 9/30/18-10/7/18 and 12/26/15-1/3/16).
- Miles Sanders (1,002 all-purpose yards in 2019) became just the third player in Eagles history to produce 1,000+ all-purpose yards in their first 10 career games, joining DeSean Jackson in 2008 (1,085) and Ted Dean in 1960 (1,066).



TEAM STATISTICS

	NEW ENGLAND	PHILADELPHIA
First Downs	19	21
Net Yards Gained	298	255
Rushes/Yards	22/74	21/81
Net Yards Passing	224	174
Att/Comp/INT	48/27/0	40/20/0
Sacked/Yards Lost	1/7	5/40
Punts/Average	8/47.6	8/48.4
Fumbles/Lost	0/0	3/1
Penalties/Yards	6/89	7/39
Time of Possession	28:25	31:35
3rd-Down Efficiency	5/16	3/13
Turnover Ratio	+1	-1

SCORING RECAP

Team	Qtr.	Time	Play Description (Extra Point) (Drive Info)	Patriots	Eagles
Eagles	1	13:38	J.Elliott 42 yd. FG (4-51, 1:22)	0	3
Eagles	2	12:36	D.Goedert 5 yd. pass from C.Wentz (J.Elliott kick) (16-95, 9:33)	0	10
Patriots	2	8:37	N.Folk 35 yd. FG (13-59, 3:59)	3	10
Patriots	2	3:21	N.Folk 22 yd. FG (11-44, 3:20)	6	10
Patriots	2	1:44	N.Folk 39 yd. FG (4-1, 0:42)	9	10
Patriots	3	10:49	P.Dorsett 15 yd. pass from J.Edelman (J.White run) (10-84, 4:11)	17	10

EAGLES INDIVIDUAL STATISTICS

RUSHING: M.Sanders 11-38, B.Scott 7-26, C.Wentz 3-17
RECEIVING: Z.Ertz 9-94, N.Agholor 4-40, D.Goedert 3-36-1TD, M.Sanders 2-9, J.Arcega-Whiteside 1-29, J.Matthews 1-6
PASSING: C.Wentz 20-40-214-1TD-0
INTERCEPTIONS: NONE
SACKS: N.Gerry 1.0
FIELD GOALS: J.Elliott (42G)

PATRIOTS INDIVIDUAL STATISTICS

RUSHING: S.Michel 10-33, J.White 5-20, R.Burkhead 5-14, M.Sanu 1-8, T.Brady 1--1
RECEIVING: J.Edelman 5-53, J.White 4-16, B.Watson 3-52, P.Dorsett 3-33-1TD, N.Harry 3-18, R.Burkhead 2-34, S.Michel 2-11, M.Sanu 2-4, M.LaCosse 2-3, J.Meyers 1-7
PASSING: T.Brady 26-47-216-0TDs-0
INTERCEPTIONS: NONE
SACKS: A.Butler 1.0, D.Hightower 1.0, E.Roberts 1.0, D.Shelton 1.0, K.Van Noy 1.0
FIELD GOALS: N.Folk (35G, 22G, 39G)

PHILADELPHIA 9, SEATTLE 17

SUNDAY, NOVEMBER 24, 2019 - LINCOLN FINANCIAL FIELD

POST-GAME NOTES

KEY DEFENSIVE NOTES

- Philadelphia's defense has allowed 17-or-fewer points in 4 consecutive games, which is currently tied with L.A. Rams for the longest active streak in the NFL. It is the Eagles' longest streak since doing so in 5 consecutive games from 9/27/09-11/1/09.
- The Eagles defense has allowed less than 225 passing yards in 5 straight games. Seahawks QB Russell Wilson completed only 13-of-25 (52.0%) attempts for 200 yards, 1 TD, 1 INT and a 75.4 passer rating, and was sacked a season-high 6 times.
- Malcolm Jenkins led the Eagles' 6.0-sack performance with a career-high 2.0 sacks.
- Brandon Graham added 1.5 sacks to give him 7.5 sacks on the season. Graham (50.0 career sacks) is now a half-sack shy of tying Greg Brown (50.5, 1982-86) for the 5th-most sacks in Eagles history, behind Reggie White (124.0, 1985-92), Trent Cole (85.5, 2005-14), Clyde Simmons (76.0, 1986-93) and Hugh Douglas (54.5, 1998-2002, 2004).

ZACH ERTZ REACHES 500 CAREER RECEPTIONS

- Zach Ertz became the 2nd player in team history with 500 career receptions, joining Eagles Hall of Famer Harold Carmichael (589, 1971-83). Ertz (102 games) is the 2nd-fastest TE in NFL history to reach 500 receptions, trailing only Kellen Winslow Sr. (101 games).
- Ertz surpassed Pro Football Hall of Famer Tommy McDonald (5,499, 1957-63) for the 6th-most receiving yards in Eagles history, trailing only Harold Carmichael (8,978, 1971-83), Pete Retzlaff (7,412, 1956-66), Mike Quick (6,464, 1982-90), DeSean Jackson (6,276, 2008-13, 19) and Pete Pihos (5,619, 1947-55).
- Ertz's franchise-record 11 games with 10+ receptions are tied with Jason Witten (2007-present) for the 2nd-most by an NFL TE since 1950, trailing only Pro Football Hall of Famer Tony Gonzalez (15, 1997-2013).
- Ertz became the first player in Eagles history and only NFL TE in the Super Bowl Era to register 9+ receptions in 3 consecutive games.

JASON PETERS PLAYS IN 200TH CAREER NFL GAME

- Jason Peters played in his 200th career NFL game, joining Andrew Whitworth (209 entering Week 12) as the only active NFL offensive linemen with 200+ career games played.



TEAM STATISTICS		
	SEATTLE	PHILADELPHIA
First Downs	14	23
Net Yards Gained	348	344
Rushes/Yards	26/174	23/106
Net Yards Passing	174	238
Att/Comp/INT	25/13/1	45/33/2
Sacked/Yards Lost	6/26	3/18
Punts/Average	7/39.0	4/41.0
Fumbles/Lost	2/1	4/3
Penalties/Yards	12/90	2/15
Time of Possession	28:07	31:53
3rd-Down Efficiency	5/14	4/12
Turnover Ratio	+3	-3

MORE FROM THE GAME

- Jake Elliott connected on a 28-yard FG, improving to 14-of-14 (100.0%) on FG attempts in 2019. He has made 18 consecutive FGs dating back to last season, which is tied with Caleb Sturgis in 2016 for the 2nd-longest streak in team history, behind Alex Henery in 2012 (22).
- Greg Ward finished with 6 receptions for 40 yards, marking the first catches of his NFL career. Each of Ward's first 3 receptions were for first downs.

SCORING RECAP					
Team	Qtr.	Time	Play Description (Extra Point) (Drive Info)	Seahawks	Eagles
Eagles	1	7:29	J.Elliott 28 yd. FG (9-33, 4:23)	0	3
Seahawks	1	5:54	M.Turner 33 yd. pass from R.Wilson (J.Myers kick) (4-75, 1:35)	7	3
Seahawks	2	7:13	J.Myers 24 yd. FG (11-77, 6:14)	10	3
Seahawks	4	11:56	R.Penny 58 yd. run (J.Myers kick) (7-88, 4:10)	17	3
Eagles	4	0:20	Z.Ertz 2 yd. pass from C.Wentz (run failed) (8-80, 2:03)	17	9

EAGLES INDIVIDUAL STATISTICS
RUSHING: M.Sanders 12-63, C.Wentz 5-27, J.Ajayi 6-16
RECEIVING: Z.Ertz 12-91-1TD, D.Goedert 7-32, G.Ward 6-40, J.Matthews 3-27, M.Sanders 3-23, J.Arcega-Whiteside 2-43
PASSING: C.Wentz 33-45-256-1TD-2
INTERCEPTIONS: R.McLeod 1-7
SACKS: M.Jenkins 2.0, B.Graham 1.5, R.McLeod 1.0, F.Cox 0.5, N.Gerry 0.5, J.Sweat 0.5
FIELD GOALS: J.Elliott (28G)

SEAHAWKS INDIVIDUAL STATISTICS
RUSHING: R.Penny 14-129-1TD, C.Carson 8-26, R.Wilson 3-15, D.Moore 1-4
RECEIVING: C.Carson 4-31, DK.Metcalf 3-35, J.Hollister 2-22, T.Lockett 1-38, M.Turner 1-33-1TD, D.Moore 1-31, J.Gordon 1-10
PASSING: R.Wilson 13-25-200-1TD-1
INTERCEPTIONS: T.Flowers 1-0, B.McDougald 1-0
SACKS: E.Ansah 1.5, R.Green 1.0, J.Reed 0.5
FIELD GOALS: J.Myers (24G)

PHILADELPHIA 31, MIAMI 37

SUNDAY, DECEMBER 1, 2019 - HARD ROCK STADIUM

POST-GAME NOTES

OFFENSIVE NOTES

- Carson Wentz completed 28-of-46 (60.9%) attempts for 310 yards, 3 TDs, 1 INT and a 93.6 passer rating. Wentz completed passes to seven different receivers, including five players who had 3+ receptions in the game. Each of Wentz's 3 passing TDs came on third down.
- Wentz's 3-TD performance was his third such game of the season (also 9/8/19 vs. Washington and 9/26/19 at Green Bay). Wentz has thrown a TD in 15 straight regular-season games, which is the longest active streak in the NFL and 2nd-longest streak in Eagles history, trailing only himself (22 games, 12/22/16-11/11/18).
- Alshon Jeffery paced the Eagles offense with 9 catches for 137 yards (15.2 avg.) and 1 TD. Jeffery's 137 yards marked his 16th career 100+ yard performance. It was also the 6th-highest single-game total of his career, as well as his 2nd-most receiving yards ever as an Eagle, behind his 160-yard performance on 12/23/18 at L.A. Rams.
- Miles Sanders rushed for a career-high 83 yards on 17 carries (4.9 avg.), while adding 22 yards on a career-high 5 receptions, including a 15-yard TD on the Eagles' first possession. Sanders finished the game with 105 scrimmage yards, which marked his 3rd career game with 100+ yards on offense (also 126 on 9/22/19 vs. Detroit; 118 on 10/27/19 at Buffalo).
- Sanders (1,193) surpassed Duce Staley in 1997 (1,190) for the 5th-most all-purpose yards in Eagles rookie history. Additionally, Sanders moved past Charle Young in 1973 (for the 3rd-most scrimmage yards in rookie franchise history.



TEAM STATISTICS		
	PHILADELPHIA	MIAMI
First Downs	23	26
Net Yards Gained	386	409
Rushes/Yards	19/92	20/58
Net Yards Passing	294	351
Att/Comp/INT	46/28/1	40/28/1
Sacked/Yards Lost	2/16	3/15
Punts/Average	3/42.7	3/32.0
Fumbles/Lost	1/0	0/0
Penalties/Yards	10/91	7/59
Time of Possession	28:42	31:18
3rd-Down Efficiency	7/14	5/12
Turnover Ratio	EVEN	EVEN

SCORING RECAP					
Team	Qtr.	Time	Play Description (Extra Point) (Drive Info)	Eagles	Dolphins
Eagles	1	13:54	M.Sanders 15 yd. pass from C.Wentz (J.Elliott kick) (3-18, 0:56)	7	0
Eagles	1	10:10	J.Elliott 48 yd. FG (6-18, 1:10)	10	0
Dolphins	1	3:05	D.Parker 43 yd. pass from R.Fitzpatrick (J.Sanders kick) (6-84, 2:40)	10	7
Eagles	2	11:09	J.Elliott 43 yd. FG (12-50, 6:56)	13	7
Dolphins	2	4:40	J.Sanders 1 yd. pass from M.Haack (J.Sanders kick) (13-75, 6:29)	13	14
Eagles	2	0:06	J.Arcega-Whiteside 15 yd. pass from C.Wentz (C.Wentz-N.Agholor pass) (12-75, 4:34)	21	14
Eagles	3	11:44	A.Jeffery 10 yd. pass from C.Wentz (J.Elliott kick) (7-47, 3:16)	28	14
Dolphins	3	8:45	D.Parker 17 yd. pass from R.Fitzpatrick (kick failed, wr) (6-75, 2:59)	28	20
Dolphins	3	1:10	M.Gesicki 14 yd. pass from R.Fitzpatrick (pass failed) (6-61, 3:24)	28	26
Dolphins	4	11:06	P.Laird 4 yd. run (R.Fitzpatrick-P.Laird pass) (9-96, 3:36)	28	34
Dolphins	4	3:37	J.Sanders 51 yd. FG (13-50, 5:53)	28	37
Eagles	4	1:51	J.Elliott 37 yd. FG (7-56, 1:46)	31	37

EAGLES INDIVIDUAL STATISTICS
RUSHING: M.Sanders 17-83, J.Ajayi 2-9
RECEIVING: A.Jeffery 9-137-1TD, D.Goedert 6-66, M.Sanders 5-22-1TD, N.Agholor 3-41, Z.Ertz 3-24, J.Arcega-Whiteside 1-15-1TD, G.Ward 1-5
PASSING: C.Wentz 28-46-310-3TDs-1
INTERCEPTIONS: R.Darby 1-16
SACKS: D.Barnett 1.0, V.Curry 1.0, F.Cox 0.5, J.Sweat 0.5
FIELD GOALS: J.Elliott (48G, 43G, 49WL, 37G)

DOLPHINS INDIVIDUAL STATISTICS
RUSHING: A.Wilson 2-31, M.Gaskin 2-20, P.Laird 10-5-1TD, R.Fitzpatrick 3-2, K.Ballage 3-0
RECEIVING: D.Parker 7-159-2TDs, M.Gesicki 5-79-1TD, A.Wilson 5-32, P.Laird 4-43, A.Hurns 3-33, D.Smythe 2-13, M.Gaskin 1-6, J.Sanders 1-1-1TD
PASSING: R.Fitzpatrick 27-39-365-3TDs-1, M.Haack 1-1-1-1TD-0
INTERCEPTIONS: C.Lammons 1-0
SACKS: T.Charlton 1.0, S.Eguavoen 1.0
FIELD GOALS: J.Sanders (51G)

PHILADELPHIA 23, N.Y. GIANTS 17 (OT)

MONDAY, DECEMBER 9, 2019 - LINCOLN FINANCIAL FIELD

POST-GAME NOTES

PHILADELPHIA DEFEATS N.Y. GIANTS, 23-17, IN OVERTIME

- Philadelphia improved to 87-86-2 (.503) in the all-time series vs. N.Y. Giants. This marks the Eagles' first series lead in a rivalry that extends back to 1933 (including playoffs).
- Philadelphia outgained N.Y. Giants, 302-29 (+273), in total net yards in the second half and overtime, including 219-3 (+216) in passing yards and 83-26 (+57) in rushing yards.
- The last time the Eagles allowed 29-or-fewer total net yards in the second half or overtime was on 9/23/01 at Seattle (23 yards). The last NFL team to accomplish the feat happened earlier this season – Baltimore on 9/8/19 at Miami (28 yards). The last time the Eagles allowed 3-or-fewer passing yards in the second half or overtime was on 11/2/08 at Seattle (-2 yards). The last NFL team to accomplish the feat happened earlier this season – Buffalo vs. Denver (-15 yards).

WENTZ RECORDS 5TH CAREER 4TH QUARTER/OT COMEBACK

- Carson Wentz completed 33-of-50 (66.0%) attempts for 325 yards, 2 TDs, 0 INTs and a 97.5 passer rating and orchestrated his 5th career fourth quarter/overtime comeback. Wentz had an 8-play, 75-yard, game-winning TD drive in overtime that featured 34 yards on 4-of-4 passing as well as 41 yards on 4 carries by Boston Scott and Miles Sanders.
- In the second half and overtime, Wentz combined for 228 yards, 2 TDs, 0 INTs and a 113.4 rating on 22-of-31 (71.0%) passing. In the fourth quarter and overtime, he finished 17-of-24 (70.8%) for 195 yards, 2 TDs, 0 INTs and a 122.7 rating.
- Wentz has thrown a TD in 16 consecutive regular-season games, which is tied with Russell Wilson for the longest active streak in the NFL.

PERKINS, SCOTT AND WARD KEY CONTRIBUTORS ON OFFENSE

- Joshua Perkins (37 receiving yards), Boston Scott (59 rushing yards, 1 rushing TD and 69 receiving yards) and Greg Ward (34 receiving yards) combined for 199 scrimmage yards. All three players opened the season on the Eagles practice squad.
- Perkins registered a career-high 5 catches for 37 yards.
- Scott led the Eagles with a career-high 59 yards and 1 TD on 10 carries (5.9 average) while adding career highs in receptions (6) and receiving yards (69).



TEAM STATISTICS		
	N.Y. GIANTS	PHILADELPHIA
First Downs	11	27
Net Yards Gained	255	418
Rushes/Yards	20/73	32/118
Net Yards Passing	182	300
Att/Comp/INT	30/15/0	50/33/0
Sacked/Yards Lost	2/21	3/25
Punts/Average	9/46.1	8/48.4
Fumbles/Lost	2/0	2/1
Penalties/Yards	7/54	4/30
Time of Possession	21:59	42:51
3rd-Down Efficiency	2/12	9/21
Turnover Ratio	+1	-1

MORE FROM THE GAME

- Vinny Curry produced a career-high-tying 2.0 sacks against Giants QB Eli Manning. It marked Curry's 3rd career game with 2.0+ sacks (first since 11/26/15 at Detroit).
- Zach Ertz (5,654) surpassed Pete Pihos (5,619, 1947-55) for the 5th-most receiving yards in franchise history.

SCORING RECAP					
Team	Qtr.	Time	Play Description (Extra Point) (Drive Info)	Giants	Eagles
Giants	2	14:52	D.Slayton 35 yd. pass from E.Manning (A.Rosas kick) (7-57, 3:05)	7	0
Eagles	2	9:33	J.Elliott 34 yd. FG (9-59, 5:19)	7	3
Giants	2	5:30	A.Rosas 34 yd. FG (9-59, 4:03)	10	3
Giants	2	0:27	D.Slayton 55 yd. pass from E.Manning (A.Rosas kick) (6-84, 1:19)	17	3
Eagles	3	1:28	B.Scott 2 yd. run (J.Elliott kick) (10-58, 5:39)	17	10
Eagles	4	1:53	Z.Ertz 2 yd. pass from C.Wentz (J.Elliott kick) (14-85, 6:17)	17	17
Eagles	5	5:10	Z.Ertz 2 yd. pass from C.Wentz (8-75, 4:40)	17	23

EAGLES INDIVIDUAL STATISTICS
RUSHING: B.Scott 10-59-1TD, M.Sanders 15-45, C.Wentz 5-9, J.Ajayi 2-5
RECEIVING: Z.Ertz 9-91-2TDs, B.Scott 6-69, J.Perkins 5-37, G.Ward 4-34, M.Sanders 4-24, D.Goedert 3-41, J.Arcega-Whiteside 2-29
PASSING: C.Wentz 33-50-325-2TDs-0
INTERCEPTIONS: NONE
SACKS: V.Curry 2.0
FIELD GOALS: J.Elliott (34G, 47WL)

GIANTS INDIVIDUAL STATISTICS
RUSHING: S.Barkley 17-66, S.Shepard 1-8, E.Manning 2--1
RECEIVING: D.Slayton 5-154-2TDs, S.Shepard 4-28, S.Barkley 3-1, K.Smith 2-9, G.Tate 1-11
PASSING: E.Manning 15-30-203-2TDs-0
INTERCEPTIONS: NONE
SACKS: O.Ximines 2.0, M.Golden 1.0
FIELD GOALS: A.Rosas (34G)

PHILADELPHIA 37, WASHINGTON 27

SUNDAY, DECEMBER 15, 2019 - FEDEXFIELD

POST-GAME NOTES

WENTZ LEADS EAGLES TO FOURTH-QUARTER COMEBACK

- Carson Wentz led the Eagles to a comeback in the fourth quarter/overtime for the second consecutive week, this time completing 8-of-8 attempts for 70 yards, including a game-winning, 4-yard TD pass to Greg Ward with 0:26 remaining in the game.
- oWentz has combined for 104 yards, 2 TDs, 0 INTs and a 142.4 passer rating on 12-of-12 passing during his last 2 comebacks in the fourth quarter/overtime.
- Wentz has now produced 7 career game-winning drives (3 in 2019) and 6 career comebacks in the fourth quarter/overtime (2 in 2019).
- Wentz has thrown a TD in 17 consecutive regular-season games, which is the longest active streak in the NFL and 3rd-longest streak in Eagles history, trailing only himself (22, 12/22/16-11/11/18) and Randall Cunningham (18, 9/13/87-10/10/88).

SANDERS SETS EAGLES ROOKIE RECORDS

- Miles Sanders totaled a career-high 172 scrimmage yards on 25 touches, including a career-high 122 yards and 1 TD (1-yard TD in second quarter) on 19 carries (6.4 avg.) and 50 yards and 1 TD (15-yard TD in third quarter) on 6 receptions.
- Sanders established new Eagles rookie records in single-season scrimmage yards (1,120), previously held by DeSean Jackson (1,008 in 2008) and single-season rushing yards (687), previously held by LeSean McCoy (637 in 2009).

WARD CATCHES GAME-WINNING TOUCHDOWN

- Greg Ward finished the game with career highs in receptions (7) and receiving yards (61), including a game-winning, 4-yard TD catch with 0:26 remaining.

MORE FROM THE GAME

- Boston Scott posted a team-high-tying 7 receptions (also Greg Ward). Scott posted 65 scrimmage yards on 13 touches (5.0 avg.) and has now combined for 193 scrimmage yards in the last 2 games (career-high 128 scrimmage yards in Week 14).



TEAM STATISTICS		
	PHILADELPHIA	WASHINGTON
First Downs	27	19
Net Yards Gained	415	362
Rushes/Yards	28/157	23/101
Net Yards Passing	258	261
Att/Comp/INT	43/30/0	28/19/0
Sacked/Yards Lost	2/8	0/0
Punts/Average	3/46.7	4/49.0
Fumbles/Lost	4/1	1/1
Penalties/Yards	7/54	5/60
Time of Possession	36:57	23:03
3rd-Down Efficiency	11/16	4/10
Turnover Ratio	EVEN	EVEN

- Nigel Bradham recovered a fumble by Redskins QB Dwayne Haskins with 0:06 remaining in the game and returned it 47 yards for a TD. The score marked Bradham's second fumble return for a TD as an Eagle, which is tied for the 2nd-most such returns in frachise history.

SCORING RECAP					
Team	Qtr.	Time	Play Description (Extra Point) (Drive Info)	Eagles	Redskins
Eagles	1	1:23	J.Elliott 25 yd. FG (16-88, 7:40)	3	0
Redskins	1	1:11	T.McLaurin 75 yd. pass from D.Haskins (D.Hopkins kick) (1-75, 0:12)	3	7
Eagles	2	9:53	M.Sanders 1 yd. run (J.Elliott kick) (10-75, 6:18)	10	7
Redskins	2	6:58	S.Sims 5 yd. pass from D.Haskins (D.Hopkins kick) (7-75, 2:55)	10	14
Eagles	3	5:53	M.Sanders 15 yd. pass from C.Wentz (J.Elliott kick) (12-66, 6:02)	17	14
Redskins	4	14:53	A.Peterson 10 yd. run (D.Hopkins kick) (10-75, 6:00)	17	21
Eagles	4	9:59	Z.Ertz 2 yd. pass from C.Wentz (J.Elliott kick) (8-75, 4:54)	24	21
Redskins	4	8:02	D.Hopkins 53 yd. FG (6-20, 1:57)	24	24
Redskins	4	4:52	D.Hopkins 43 yd. FG (4-9, 1:36)	24	27
Eagles	4	0:26	G.Ward 4 yd. pass from C.Wentz (J.Elliott kick) (11-75, 4:26)	31	27
Eagles	4	0:00	N.Bradham 47 yd. fumble return	37	27

EAGLES INDIVIDUAL STATISTICS
RUSHING: M.Sanders 19-122-1TD, B.Scott 6-26, C.Wentz 3-9
RECEIVING: G.Ward 7-61-1TD, B.Scott 7-39, M.Sanders 6-50-1TD, Z.Ertz 5-61-1TD, D.Goedert 5-55
PASSING: C.Wentz 30-43-266-0-3TDs
INTERCEPTIONS: NONE
SACKS: NONE
FIELD GOALS: J.Elliott (25G)

REDSKINS INDIVIDUAL STATISTICS
RUSHING: A.Peterson 16-66-1TD, D.Haskins 4-26, J.Ferguson 3-9
RECEIVING: T.McLaurin 5-130-1TD, S.Sims 5-45-1TD, A.Peterson 3-25, C.Thompson 2-26, K.Harmon 2-22, J.Sprinkle 2-13
PASSING: D.Haskins 19-28-261-0-2TDs
INTERCEPTIONS: NONE
SACKS: R.Anderson 2.0
FIELD GOALS: D.Hopkins (53G, 43G)

2019 UNOFFICIAL DEPTH CHART

Compiled by the Eagles public relations staff

OFFENSE						
WR	13	Nelson Agholor	14	Robert Davis		
LT	71	Jason Peters	77	Andre Dillard		
LG	73	Isaac Seumalo	69	Matt Pryor		
C	62	Jason Kelce	67	Nate Herbig		
RG	79	Brandon Brooks	72	Halapoulivaati Vaitai	78	Sua Opeta
RT	65	Lane Johnson	72	Halapoulivaati Vaitai		
TE	86	Zach Ertz	88	Dallas Goedert	81	Joshua Perkins
WR	84	Greg Ward				
WR	19	J.J. Arcega-Whiteside				
RB	24	Jordan Howard	26	Miles Sanders	35	Boston Scott
					28	Jay Ajayi
QB	11	Carson Wentz	18	Josh McCown	7	Nate Sudfeld
DEFENSE						
DE	96	Derek Barnett	75	Vinny Curry	58	Genard Avery
					51	Shareef Miller
DT	93	Tim Jernigan				
DT	91	Fletcher Cox	66	Anthony Rush		
DE	55	Brandon Graham	94	Josh Sweat	74	Daeshon Hall
OLB	54	Kamu Grugier-Hill	49	Alex Singleton		
MLB	53	Nigel Bradham	57	T.J. Edwards		
OLB	47	Nathan Gerry	50	Duke Riley		
CB	31	Jalen Mills	29	Avonte Maddox	34	Cre'Von LeBlanc
CB	21	Ronald Darby	32	Rasul Douglas	22	Sidney Jones
					39	Craig James
S	23	Rodney McLeod	37	Marcus Epps		
S	27	Malcolm Jenkins				
SPECIAL TEAMS						
P	1	Cameron Johnston				
K	4	Jake Elliott				
H	1	Cameron Johnston				
LS	45	Rick Lovato				
PR	84	Greg Ward	35	Boston Scott		
KR	35	Boston Scott	26	Miles Sanders		

PRONUNCIATION GUIDE					
Nelson Agholor	AGG-uh-lore	Dallas Goedert	GOD-ert	Avonte Maddox	uh-VON-tay
Jay Ajayi	uh-JYE-ee	Kamu Grugier-Hill	KAH-moo GREW-jay HILL	Jordan Mailata	my-LOTTA
J.J. Arcega-Whiteside	are-THAY-guh WHITESIDE	Daeshon Hall	DAY-shon	Rodney McLeod	muh-CLOUD
Genard Avery	juh-NARD	Malik Jackson	muh-LEEK	Sua Opeta	SUE-uh OH-pet-uh
Nigel Bradham	BRAD-em	Alshon Jeffery	AL-shon jeff-ree	Isaac Seumalo	say-uh-MAH-low
Corey Clement	CLEM-int	Jason Kelce	KELL-see	Halapoulivaati Vaitai	hal-lah-POO-lee-VAH-tee VIE-tie
Rasul Douglas	RAH-sool	Cre'Von LeBlanc	CRAY-von luh-BLAHNK		
Nathan Gerry	GARY	Rick Lovato	luh-VAH-toe		

ALPHABETICAL ROSTER

NO	NAME	POS	HT	WT	DOB	AGE	EXP	COLLEGE	HOMETOWN	HOW ACQ
13	Agholor, Nelson	WR	6-0	198	5/24/93	26	5	USC	Tampa, FL	D1-15
28	Ajayi, Jay	RB	6-0	223	6/15/93	26	5	Boise State	Frisco, TX	T-Mia-17
19	Arcega-Whiteside, J.J.	WR	6-2	225	12/31/96	22	R	Stanford	Roebuck, SC	D2b-19
58	Avery, Genard	DE	6-0	250	4/26/95	24	2	Memphis	Grenada, MS	T-Cle-19
96	Barnett, Derek	DE	6-3	259	6/25/96	23	3	Tennessee	Brentwood, TN	D1-17
53	Bradham, Nigel	LB	6-2	241	9/4/89	30	8	Florida State	Crawfordville, FL	FA-Buf-16
79	Brooks, Brandon	G	6-5	335	8/19/89	30	8	Miami (OH)	Milwaukee, WI	FA-Hou-16
91	Cox, Fletcher	DT	6-4	310	12/13/90	29	8	Mississippi State	Yazoo City, MS	D1-12
75	Curry, Vinny	DE	6-3	279	6/30/88	31	8	Marshall	Neptune, NJ	FA-19
21	Darby, Ronald	CB	5-11	193	1/2/94	25	5	Florida State	Oxon Hill, MD	T-Buf-17
14	Davis, Robert	WR	6-3	210	4/2/95	24	2	Georgia State	Warner Robins, GA	FA-19
77	Dillard, Andre	T	6-5	315	10/3/95	24	R	Washington State	Woodinville, WA	D1-19
32	Douglas, Rasul	CB	6-2	209	8/29/95	24	3	West Virginia	East Orange, NJ	D3-17
57	Edwards, T.J.	LB	6-1	242	8/12/96	23	R	Wisconsin	Lake Villa, IL	UDFA-19
4	Elliott, Jake	K	5-9	167	1/21/95	24	3	Memphis	La Grange, IL	PS-Cin-17
37	Epps, Marcus	S	6-0	191	1/27/96	23	R	Wyoming	Huntington Beach, CA	W-Min-19
86	Ertz, Zach	TE	6-5	250	11/10/90	29	7	Stanford	Danville, CA	D2-13
47	Gerry, Nathan	LB	6-2	230	2/23/95	24	3	Nebraska	Sioux Falls, SD	D5b-17
88	Goedert, Dallas	TE	6-5	256	1/3/95	24	2	South Dakota State	Britton, SD	D2-18
55	Graham, Brandon	DE	6-2	265	4/3/88	31	10	Michigan	Detroit, MI	D1-10
54	Grugier-Hill, Kamu	LB	6-2	230	5/16/94	25	4	Eastern Illinois	Honolulu, HI	W-NE-16
74	Hall, Daeshon	DE	6-5	265	6/14/95	24	3	Texas A&M	Lancaster, TX	PS-Hou-18
67	Herbig, Nate	C/G	6-4	334	7/10/98	21	R	Stanford	Honolulu, HI	UDFA-19
24	Howard, Jordan	RB	6-0	224	11/2/94	25	4	Indiana	Gardendale, AL	T-Chi-19
39	James, Craig	CB	5-10	195	4/29/96	23	1	Southern Illinois	Edwardsville, IL	FA-19
27	Jenkins, Malcolm	S	6-0	204	12/20/87	32	11	Ohio State	Piscataway, NJ	FA-NO-14
93	Jernigan, Tim	DT	6-2	295	9/24/92	27	6	Florida State	Lake City, FL	T-Bal-17
65	Johnson, Lane	T	6-6	317	5/8/90	29	7	Oklahoma	Groveton, TX	D1-13
1	Johnston, Cameron	P	5-11	194	2/24/92	27	2	Ohio State	Geelong, Australia	FA-18
22	Jones, Sidney	CB	6-0	181	5/21/96	23	2	Washington	Diamond Bar, CA	D2-17
62	Kelce, Jason	C	6-3	295	11/5/87	32	9	Cincinnati	Cleveland, OH	D6a-11
34	LeBlanc, Cre'Von	CB	5-10	190	7/25/94	25	4	Florida Atlantic	Belle Glade, FL	W-Det-18
45	Lovato, Rick	LS	6-2	249	9/9/92	27	3	Old Dominion	Middletown, NJ	FA-16
29	Maddox, Avonte	CB	5-9	184	3/31/96	23	2	Pittsburgh	Detroit, MI	D4a-18
18	McCown, Josh	QB	6-4	218	7/4/79	40	17	Sam Houston State	Jacksonville, TX	FA-NYJ-19
23	McLeod, Rodney	S	5-10	195	6/23/90	29	8	Virginia	Hyattsville, MD	FA-LAR-16
51	Miller, Shareef	DE	6-4	254	3/14/97	22	R	Penn State	Philadelphia, PA	D4-19
31	Mills, Jalen	CB	6-0	191	4/6/94	25	4	LSU	DeSoto, TX	D7a-16
78	Opeta, Sua	G	6-4	305	8/15/96	23	R	Weber State	Stansbury Park, UT	UDFA-19
81	Perkins, Joshua	TE	6-3	223	8/5/93	26	3	Washington	Cerritos, CA	FA-18
71	Peters, Jason	T	6-4	328	1/22/82	37	16	Arkansas	Queen City, TX	T-Buf-09
69	Pryor, Matt	G/T	6-7	332	12/16/94	25	2	TCU	Lakewood, CA	D6-18
50	Riley, Duke	LB	6-1	218	8/9/94	25	3	LSU	River Ridge, LA	T-Atl-19
66	Rush, Anthony	DT	6-5	350	9/1/96	23	R	UAB	Cary, NC	PS-Oak-19
26	Sanders, Miles	RB	5-11	211	5/1/97	22	R	Penn State	Pittsburgh, PA	D2a-19
35	Scott, Boston	RB	5-6	203	4/27/95	24	1	Louisiana Tech	Zachary, LA	PS-NO-18
73	Seumalo, Isaac	OL	6-4	303	10/29/93	26	4	Oregon State	Corvallis, OR	D3-16
49	Singleton, Alex	LB	6-2	240	12/7/93	26	1	Montana State	Thousand Oaks, CA	FA-19
7	Sudfeld, Nate	QB	6-6	227	10/7/93	26	4	Indiana	Modesto, CA	FA-17
94	Sweat, Josh	DE	6-5	251	3/29/97	22	2	Florida State	Chesapeake, VA	D4b-18
72	Vaitai, Halapoulivaati	T/G	6-6	320	6/16/93	26	4	TCU	Haltom, TX	D5b-16
84	Ward, Greg	WR	5-11	190	7/12/95	24	1	Houston	Tyler, TX	FA-19
11	Wentz, Carson	QB	6-5	237	12/30/92	26	4	North Dakota State	Bismarck, ND	D1-16

PRACTICE SQUAD

82	Burnett, Deontay	WR	6-0	186	10/4/97	22	2	USC	San Mateo, CA	FA-19
--	Ellis, Alex	TE	6-4	245	2/10/93	26	3	Tennessee	Delmar, DE	FA-19
89	Green, Marcus	WR	5-8	191	8/13/96	23	R	Louisiana-Monroe	Pontotoc, MS	FA-19
90	Hector, Bruce	DT	6-2	296	10/7/94	25	2	South Florida	Tampa, FL	FA-19
48	Henderson, De'Angelo	RB	5-7	208	11/24/92	27	2	Coastal Carolina	Summerville, SC	FA-19
76	Huggins, Albert	DT	6-3	305	6/27/97	22	R	Clemson	Orangeburg, SC	FA-19
8	Lauletta, Kyle	QB	6-2	219	3/17/95	24	2	Richmond	Coatesville, PA	FA-19
80	Michel, Marken	WR	5-11	190	7/6/93	26	1	Massachusetts	Plantation, FL	FA-19
64	Render, Keegan	C	6-4	307	11/23/95	24	R	Iowa	Indianola, IA	UDFA-19
38	Smith, Tremon	CB	6-0	190	7/20/96	23	2	Central Arkansas	Saks, AL	FA-19

INJURED RESERVE

30	Clement, Corey	RB	5-10	220	11/2/94	25	3	Wisconsin	Glassboro, NJ	UDFA-17
36	Ford, Rudy	S	6-0	204	11/1/94	25	3	Auburn	New Hope, AL	T-Ari-19
10	Jackson, DeSean	WR	5-10	175	12/1/86	33	12	California	Long Beach, CA	T-TB-19
97	Jackson, Malik	DT	6-5	290	1/11/90	29	8	Tennessee	Van Nuys, CA	FA-19
17	Jeffery, Alshon	WR	6-3	218	2/14/90	29	8	South Carolina	St. Matthews, SC	FA-Chi-17
68	Mailata, Jordan	T	6-8	346	3/31/97	22	2	---	Sydney, Australia	D7-18
-	Ostman, Joe	DE	6-3	259	7/12/95	24	1	Central Michigan	St. Ignace, MI	UDFA-18
98	Ridgeway, Hassan	DT	6-3	305	11/2/94	25	4	Texas	Mansfield, TX	T-Ind-19
43	Sproles, Darren	RB	5-6	190	6/20/83	36	15	Kansas State	Olathe, KS	T-NO-14

NUMERICAL ROSTER

NO	NAME	POS	HT	WT	DOB	AGE	EXP	COLLEGE	HOMETOWN	HOW ACQ
1	Cameron Johnston	P	5-11	194	2/24/92	27	2	Ohio State	Geelong, Australia	FA-18
4	Jake Elliott	K	5-9	167	1/21/95	24	3	Memphis	La Grange, IL	PS-Cin-17
7	Nate Sudfeld	QB	6-6	227	10/7/93	26	4	Indiana	Modesto, CA	FA-17
11	Carson Wentz	QB	6-5	237	12/30/92	26	4	North Dakota State	Bismarck, ND	D1-16
13	Nelson Agholor	WR	6-0	198	5/24/93	26	5	USC	Tampa, FL	D1-15
14	Robert Davis	WR	6-3	210	4/2/95	24	2	Georgia State	Warner Robins, GA	FA-19
18	Josh McCown	QB	6-4	218	7/4/79	40	17	Sam Houston State	Jacksonville, TX	FA-NYJ-19
19	J.J. Arcega-Whiteside	WR	6-2	225	12/31/96	22	R	Stanford	Roebuck, SC	D2b-19
21	Ronald Darby	CB	5-11	193	1/2/94	25	5	Florida State	Oxon Hill, MD	T-Buf-17
22	Sidney Jones	CB	6-0	181	5/21/96	23	2	Washington	Diamond Bar, CA	D2-17
23	Rodney McLeod	S	5-10	195	6/23/90	29	8	Virginia	Hyattsville, MD	FA-LAR-16
24	Jordan Howard	RB	6-0	224	11/2/94	25	4	Indiana	Gardendale, AL	T-Chi-19
26	Miles Sanders	RB	5-11	211	5/1/97	22	R	Penn State	Pittsburgh, PA	D2a-19
27	Malcolm Jenkins	S	6-0	204	12/20/87	32	11	Ohio State	Piscataway, NJ	FA-NO-14
28	Jay Ajayi	RB	6-0	223	6/15/93	26	5	Boise State	Frisco, TX	T-Mia-17
29	Avonte Maddox	CB	5-9	184	3/31/96	23	2	Pittsburgh	Detroit, MI	D4a-18
31	Jalen Mills	CB	6-0	191	4/6/94	25	4	LSU	DeSoto, TX	D7a-16
32	Rasul Douglas	CB	6-2	209	8/29/95	24	3	West Virginia	East Orange, NJ	D3-17
34	Cre'Von LeBlanc	CB	5-10	190	7/25/94	25	4	Florida Atlantic	Belle Glade, FL	W-Det-18
35	Boston Scott	RB	5-6	203	4/27/95	24	1	Louisiana Tech	Zachary, LA	PS-NO-18
37	Marcus Epps	S	6-0	191	1/27/96	23	R	Wyoming	Huntington Beach, CA	W-Min-19
39	Craig James	CB	5-10	195	4/29/96	23	1	Southern Illinois	Edwardsville, IL	FA-19
45	Rick Lovato	LS	6-2	249	9/9/92	27	3	Old Dominion	Middletown, NJ	FA-16
47	Nathan Gerry	LB	6-2	230	2/23/95	24	3	Nebraska	Sioux Falls, SD	D5b-17
49	Alex Singleton	LB	6-2	240	12/7/93	26	1	Montana State	Thousand Oaks, CA	FA-19
50	Duke Riley	LB	6-1	218	8/9/94	25	3	LSU	River Ridge, LA	T-Atl-19
51	Shareef Miller	DE	6-4	254	3/14/97	22	R	Penn State	Philadelphia, PA	D4-19
53	Nigel Bradham	LB	6-2	241	9/4/89	30	8	Florida State	Crawfordville, FL	FA-Buf-16
54	Kamu Grugier-Hill	LB	6-2	230	5/16/94	25	4	Eastern Illinois	Honolulu, HI	W-NE-16
55	Brandon Graham	DE	6-2	265	4/3/88	31	10	Michigan	Detroit, MI	D1-10
57	T.J. Edwards	LB	6-1	242	8/12/96	23	R	Wisconsin	Lake Villa, IL	UDFA-19
58	Genard Avery	DE	6-0	250	4/26/95	24	2	Memphis	Grenada, MS	T-Cle-19
62	Jason Kelce	C	6-3	295	11/5/87	32	9	Cincinnati	Cleveland, OH	D6a-11
65	Lane Johnson	T	6-6	317	5/8/90	29	7	Oklahoma	Groveton, TX	D1-13
66	Anthony Rush	DT	6-5	350	9/1/96	23	R	UAB	Cary, NC	PS-Oak-19
67	Nate Herbig	C/G	6-4	334	7/10/98	21	R	Stanford	Honolulu, HI	UDFA-19
69	Matt Pryor	G/T	6-7	332	12/16/94	25	2	TCU	Lakewood, CA	D6-18
71	Jason Peters	T	6-4	328	1/22/82	37	16	Arkansas	Queen City, TX	T-Buf-09
72	Halapoulivaati Vaitai	T/G	6-6	320	6/16/93	26	4	TCU	Haltom, TX	D5b-16
73	Isaac Seumalo	OL	6-4	303	10/29/93	26	4	Oregon State	Corvallis, OR	D3-16
74	Daeshon Hall	DE	6-5	265	6/14/95	24	3	Texas A&M	Lancaster, TX	PS-Hou-18
75	Vinny Curry	DE	6-3	279	6/30/88	31	8	Marshall	Neptune, NJ	FA-19
77	Andre Dillard	T	6-5	315	10/3/95	24	R	Washington State	Woodinville, WA	D1-19
78	Sua Opeta	G	6-4	305	8/15/96	23	R	Weber State	Stansbury Park, UT	UDFA-19
79	Brandon Brooks	G	6-5	335	8/19/89	30	8	Miami (OH)	Milwaukee, WI	FA-Hou-16
81	Joshua Perkins	TE	6-3	223	8/5/93	26	3	Washington	Cerritos, CA	FA-18
84	Greg Ward	WR	5-11	190	7/12/95	24	1	Houston	Tyler, TX	FA-19
86	Zach Ertz	TE	6-5	250	11/10/90	29	7	Stanford	Danville, CA	D2-13
88	Dallas Goedert	TE	6-5	256	1/3/95	24	2	South Dakota State	Britton, SD	D2-18
91	Fletcher Cox	DT	6-4	310	12/13/90	29	8	Mississippi State	Yazoo City, MS	D1-12
93	Tim Jernigan	DT	6-2	295	9/24/92	27	6	Florida State	Lake City, FL	T-Bal-17
94	Josh Sweat	DE	6-5	251	3/29/97	22	2	Florida State	Chesapeake, VA	D4b-18
96	Derek Barnett	DE	6-3	259	6/25/96	23	3	Tennessee	Brentwood, TN	D1-17

PRACTICE SQUAD

8	Kyle Lauletta	QB	6-2	219	3/17/95	24	2	Richmond	Coatesville, PA	FA-19
38	Tremon Smith	CB	6-0	190	7/20/96	23	2	Central Arkansas	Saks, AL	FA-19
48	De'Angelo Henderson	RB	5-7	208	11/24/92	27	2	Coastal Carolina	Summerville, SC	FA-19
64	Keegan Render	C	6-4	307	11/23/95	24	R	Iowa	Indianola, IA	UDFA-19
76	Albert Huggins	DT	6-3	305	6/27/97	22	R	Clemson	Orangeburg, SC	FA-19
80	Michel, Marken	WR	5-11	190	7/6/93	26	1	Massachusetts	Plantation, FL	FA-19
82	Deontay Burnett	WR	6-0	186	10/4/97	22	2	USC	San Mateo, CA	FA-19
89	Marcus Green	WR	5-8	191	8/13/96	23	R	Louisiana-Monroe	Pontotoc, MS	FA-19
90	Bruce Hector	DT	6-2	296	10/7/94	25	2	South Florida	Tampa, FL	FA-19
--	Alex Ellis	TE	6-4	245	2/10/93	26	3	Tennessee	Delmar, DE	FA-19

INJURED RESERVE

10	DeSean Jackson	WR	5-10	175	12/1/86	33	12	California	Long Beach, CA	T-TB-19
17	Alshon Jeffery	WR	6-3	218	2/14/90	29	8	South Carolina	St. Matthews, SC	FA-Chi-17
30	Corey Clement	RB	5-10	220	11/2/94	25	3	Wisconsin	Glassboro, NJ	UDFA-17
36	Rudy Ford	S	6-0	204	11/1/94	25	3	Auburn	New Hope, AL	T-Ari-19
43	Darren Sproles	RB	5-6	190	6/20/83	36	15	Kansas State	Olathe, KS	T-NO-14
68	Jordan Mailata	T	6-8	346	3/31/97	22	2	---	Sydney, Australia	D7-18
97	Malik Jackson	DT	6-5	290	1/11/90	29	8	Tennessee	Van Nuys, CA	FA-19
98	Hassan Ridgeway	DT	6-3	305	11/2/94	25	4	Texas	Mansfield, TX	T-Ind-19
-	Joe Ostman	DE	6-3	259	7/12/95	24	1	Central Michigan	St. Ignace, MI	UDFA-18

POSITIONAL ROSTER

	NO	NAME	POS	HT	WT	DOB	AGE	EXP	COLLEGE	HOMETOWN	HOW ACQ
QB	7	Nate Sudfeld	QB	6-6	227	10/7/93	26	4	Indiana	Modesto, CA	FA-17
	11	Carson Wentz	QB	6-5	237	12/30/92	26	4	North Dakota State	Bismarck, ND	D1-16
	18	Josh McCown	QB	6-4	218	7/4/79	40	17	Sam Houston State	Jacksonville, TX	FA-NYJ-19
RB	24	Jordan Howard	RB	6-0	224	11/2/94	25	4	Indiana	Gardendale, AL	T-Chi-19
	26	Miles Sanders	RB	5-11	211	5/1/97	22	R	Penn State	Pittsburgh, PA	D2a-19
	28	Jay Ajayi	RB	6-0	223	6/15/93	26	5	Boise State	Frisco, TX	T-Mia-17
	35	Boston Scott	RB	5-6	203	4/27/95	24	1	Louisiana Tech	Zachary, LA	PS-NO-18
WR	13	Nelson Agholor	WR	6-0	198	5/24/93	26	5	USC	Tampa, FL	D1-15
	14	Robert Davis	WR	6-3	210	4/2/95	24	2	Georgia State	Warner Robins, GA	FA-19
	19	J.J. Arcega-Whiteside	WR	6-2	225	12/31/96	22	R	Stanford	Roebuck, SC	D2b-19
	84	Greg Ward	WR	5-11	190	7/12/95	24	1	Houston	Tyler, TX	FA-19
TE	81	Joshua Perkins	TE	6-3	223	8/5/93	26	3	Washington	Cerritos, CA	FA-18
	86	Zach Ertz	TE	6-5	250	11/10/90	29	7	Stanford	Danville, CA	D2-13
	88	Dallas Goedert	TE	6-5	256	1/3/95	24	2	South Dakota State	Britton, SD	D2-18
OFFENSIVE LINE	62	Jason Kelce	C	6-3	295	11/5/87	32	9	Cincinnati	Cleveland, OH	D6a-11
	65	Lane Johnson	T	6-6	317	5/8/90	29	7	Oklahoma	Groveton, TX	D1-13
	67	Nate Herbig	C/G	6-4	334	7/10/98	21	R	Stanford	Honolulu, HI	UDFA-19
	69	Matt Pryor	G/T	6-7	332	12/16/94	25	2	TCU	Lakewood, CA	D6-18
	71	Jason Peters	T	6-4	328	1/22/82	37	16	Arkansas	Queen City, TX	T-Buf-09
	72	Halapoulivaati Vaitai	T/G	6-6	320	6/16/93	26	4	TCU	Haltom, TX	D5b-16
	73	Isaac Seumalo	OL	6-4	303	10/29/93	26	4	Oregon State	Corvallis, OR	D3-16
	77	Andre Dillard	T	6-5	315	10/3/95	24	R	Washington State	Woodinville, WA	D1-19
	78	Sua Opeta	G	6-4	305	8/15/96	23	R	Weber State	Stansbury Park, UT	UDFA-19
	79	Brandon Brooks	G	6-5	335	8/19/89	30	8	Miami (OH)	Milwaukee, WI	FA-Hou-16
DEFENSIVE LINE	51	Shareef Miller	DE	6-4	254	3/14/97	22	R	Penn State	Philadelphia, PA	D4-19
	55	Brandon Graham	DE	6-2	265	4/3/88	31	10	Michigan	Detroit, MI	D1-10
	58	Genard Avery	DE	6-0	250	4/26/95	24	2	Memphis	Grenada, MS	T-Cle-19
	66	Anthony Rush	DT	6-5	350	9/1/96	23	R	UAB	Cary, NC	PS-Oak-19
	74	Daeshon Hall	DE	6-5	265	6/14/95	24	3	Texas A&M	Lancaster, TX	PS-Hou-18
	75	Vinny Curry	DE	6-3	279	6/30/88	31	8	Marshall	Neptune, NJ	FA-19
	91	Fletcher Cox	DT	6-4	310	12/13/90	29	8	Mississippi State	Yazoo City, MS	D1-12
	93	Tim Jernigan	DT	6-2	295	9/24/92	27	6	Florida State	Lake City, FL	T-Bal-17
	94	Josh Sweat	DE	6-5	251	3/29/97	22	2	Florida State	Chesapeake, VA	D4b-18
	96	Derek Barnett	DE	6-3	259	6/25/96	23	3	Tennessee	Brentwood, TN	D1-17
LB	47	Nathan Gerry	LB	6-2	230	2/23/95	24	3	Nebraska	Sioux Falls, SD	D5b-17
	49	Alex Singleton	LB	6-2	240	12/7/93	26	1	Montana State	Thousand Oaks, CA	FA-19
	50	Duke Riley	LB	6-1	218	8/9/94	25	3	LSU	Buras, LA	T-Atl-19
	53	Nigel Bradham	LB	6-2	241	9/4/89	30	8	Florida State	Crawfordville, FL	FA-Buf-16
	54	Kamu Grugier-Hill	LB	6-2	230	5/16/94	25	4	Eastern Illinois	Honolulu, HI	W-NE-16
	57	T.J. Edwards	LB	6-1	242	8/12/96	23	R	Wisconsin	Lake Villa, IL	UDFA-19
DEFENSIVE BACKS	21	Ronald Darby	CB	5-11	193	1/2/94	25	5	Florida State	Oxon Hill, MD	T-Buf-17
	22	Sidney Jones	CB	6-0	181	5/21/96	23	2	Washington	Diamond Bar, CA	D2-17
	23	Rodney McLeod	S	5-10	195	6/23/90	29	8	Virginia	Hyattsville, MD	FA-LAR-16
	27	Malcolm Jenkins	S	6-0	204	12/20/87	32	11	Ohio State	Piscataway, NJ	FA-NO-14
	29	Avonte Maddox	CB	5-9	184	3/31/96	23	2	Pittsburgh	Detroit, MI	D4a-18
	31	Jalen Mills	CB	6-0	191	4/6/94	25	4	LSU	DeSoto, TX	D7a-16
	32	Rasul Douglas	CB	6-2	209	8/29/95	24	3	West Virginia	East Orange, NJ	D3-17
	34	Cre'Von LeBlanc	CB	5-10	190	7/25/94	25	4	Florida Atlantic	Belle Glade, FL	W-Det-18
	37	Marcus Epps	S	6-0	191	1/27/96	23	R	Wyoming	Huntington Beach, CA	W-Min-19
	39	Craig James	CB	5-10	195	4/29/96	23	1	Southern Illinois	Edwardsville, IL	FA-19
ST	1	Cameron Johnston	P	5-11	194	2/24/92	27	2	Ohio State	Geelong, Australia	FA-18
	4	Jake Elliott	K	5-9	167	1/21/95	24	3	Memphis	La Grange, IL	PS-Cin-17
	45	Rick Lovato	LS	6-2	249	9/9/92	27	3	Old Dominion	Middletown, NJ	FA-16

ROSTER BREAKDOWN

HOW ACQUIRED

Year	Player	Acq
2009	Jason Peters	T-Buf
2010	Brandon Graham	D1
2011	Jason Kelce	D6a
2012	Fletcher Cox	D1
2013	Lane Johnson	D1
	Zach Ertz	D2
2014	Malcolm Jenkins	FA-NO
	Darren Sproles (IR)	T-NO
2015	Nelson Agholor	D1
2016	Carson Wentz	D1
	Isaac Seumalo	D3
	Halapoulivaati Vaitai	D5b
	Jalen Mills	D7a
	Nigel Bradham	FA-Buf
	Brandon Brooks	FA-Hou
	Rodney McLeod	FA-LAR
	Rick Lovato	FA
	Kamu Grugier-Hill	W-NE
2017	Derek Barnett	D1
	Sidney Jones	D2
	Rasul Douglas	D3
	Nathan Gerry	D5b
	Alshon Jeffery (IR)	FA-Chi
	Nate Sudfeld	FA
	Corey Clement (IR)	UDFA
	Jay Ajayi	T-Mia
	Ronald Darby	T-Buf
	Tim Jernigan	T-Bal
	Jake Elliott	PS-Cin
2018	Dallas Goedert	D2
	Avonte Maddox	D4a
	Josh Sweat	D4b
	Matt Pryor	D6
	Jordan Mailata (IR)	D7
	Cameron Johnston	FA
	Joshua Perkins	FA
	Cre'Von LeBlanc	W-Det
	Daeshon Hall	PS-Hou
	Boston Scott	PS-NO
2019	Andre Dillard	D1
	Miles Sanders	D2a
	J.J. Arcega-Whiteside	D2b
	Shareef Miller	D4
	Josh McCown	FA-NYJ
	Vinny Curry	FA
	Robert Davis	FA
	Malik Jackson (IR)	FA
	Craig James	FA
	Alex Singleton	FA
	Greg Ward	FA
	T.J. Edwards	UDFA
	Nate Herbig	UDFA
	Sua Opeta	UDFA
	Genard Avery	T-Cle
	Rudy Ford (IR)	T-Ari
	Jordan Howard	T-Chi
	DeSean Jackson (IR)	T-TB
	Hassan Ridgeway (IR)	T-Ind
	Duke Riley	T-Atl
	Marcus Epps	W-Min
	Anthony Rush	PS-Oak

BY DRAFT ROUND

Rd	Player	Team	Year
1st	Malcolm Jenkins	NO	2009
	Brandon Graham	Phi	2010
	Fletcher Cox	Phi	2012
	Lane Johnson	Phi	2013
	Nelson Agholor	Phi	2015
	Carson Wentz	Phi	2016
	Derek Barnett	Phi	2017
	Andre Dillard	Phi	2019
2nd	DeSean Jackson (IR)	Phi	2008
	Vinny Curry	Phi	2012
	Alshon Jeffery (IR)	Chi	2012
	Zach Ertz	Phi	2013
	Tim Jernigan	Bal	2014
	Ronald Darby	Buf	2015
	Sidney Jones	Phi	2017
	Dallas Goedert	Phi	2018
	J.J. Arcega-Whiteside	Phi	2019
	Miles Sanders	Phi	2019
3rd	Josh McCown	Ari	2002
	Brandon Brooks	Hou	2012
	Isaac Seumalo	Phi	2016
	Rasul Douglas	Phi	2017
	Daeshon Hall	Car	2017
	Duke Riley	Atl	2017
4th	Darren Sproles (IR)	SD	2005
	Nigel Bradham	Buf	2012
	Hassan Ridgeway (IR)	Ind	2016
	Avonte Maddox	Phi	2018
	Josh Sweat	Phi	2018
	Shareef Miller	Phi	2019
5th	Malik Jackson (IR)	Den	2012
	Jay Ajayi	Mia	2015
	Jordan Howard	Chi	2016
	Halapoulivaati Vaitai	Phi	2016
	Jake Elliott	Cin	2017
	Nathan Gerry	Phi	2017
	Genard Avery	Cle	2018
6th	Jason Kelce	Phi	2011
	Kamu Grugier-Hill	NE	2016
	Nate Sudfeld	Was	2016
	Robert Davis	Was	2017
	Rudy Ford (IR)	Ari	2017
	Matt Pryor	Phi	2018
	Boston Scott	NO	2018
	Marcus Epps	Min	2019
7th	Jalen Mills	Phi	2016
	Jordan Mailata (IR)	Phi	2018
FA	Jason Peters	Buf	2004
	Rodney McLeod	StL	2012
	Rick Lovato	Chi	2015
	Alex Singleton	Sea	2015
	Cre'Von LeBlanc	NE	2016
	Joshua Perkins	Atl	2016
	Corey Clement (IR)	Phi	2017
	Cameron Johnston	Phi	2017
	Greg Ward	Phi	2017
	Craig James	Min	2018
	T.J. Edwards	Phi	2019
	Nate Herbig	Phi	2019
	Sua Opeta	Phi	2019
	Anthony Rush	Phi	2019

BY EXPERIENCE

Player	Exp	G/S	w/Phi
Josh McCown	17	102/76	3/0
Jason Peters	16	203/193	138/138
Darren Sproles (IR)	15	183/31	61/12
DeSean Jackson (IR)	12	155/149	90/89
Malcolm Jenkins	11	165/157	94/94
Brandon Graham	10	141/84	
Jason Kelce	9	124/124	
Nigel Bradham	8	113/94	56/56
Brandon Brooks	8	110/104	60/60
Fletcher Cox	8	123/117	
Vinny Curry	8	110/25	98/19
Malik Jackson (IR)	8	111/67	1/1
Alshon Jeffery (IR)	8	102/94	39/39
Rodney McLeod	8	111/95	47/47
Zach Ertz	7	105/70	
Lane Johnson	7	93/93	
Tim Jernigan	6	69/49	26/25
Nelson Agholor	5	72/63	
Jay Ajayi	5	45/23	14/4
Ronald Darby	5	56/55	27/26
Kamu Grugier-Hill	4	54/16	
Jordan Howard	4	56/48	9/4
Cre'Von LeBlanc	4	42/14	11/4
Jalen Mills	4	47/33	
Hassan Ridgeway (IR)	4	41/11	7/5
Isaac Seumalo	4	50/29	
Nate Sudfeld	4	3/0	
Halapoulivaati Vaitai	4	53/20	
Carson Wentz	4	54/54	
Derek Barnett	3	33/18	
Corey Clement (IR)	3	31/0	
Rasul Douglas	3	44/17	
Jake Elliott	3	45/0	
Rudy Ford (IR)	3	33/1	10/0
Nathan Gerry	3	37/13	
Daeshon Hall	3	11/0	10/0
Rick Lovato	3	53/0	49/0
Joshua Perkins	3	20/2	12/1
Duke Riley	3	42/16	10/0
Genard Avery	2	24/5	6/0
Robert Davis	2	5/1	1/0
Dallas Goedert	2	29/15	
Cameron Johnston	2	30/0	
Sidney Jones	2	20/8	
Avonte Maddox	2	23/14	
Jordan Mailata (IR)	2	0/0	
Matt Pryor	2	10/0	
Josh Sweat	2	23/0	
Craig James	1	15/1	12/1
Boston Scott	1	11/2	
Alex Singleton	1	8/0	
Greg Ward	1	5/1	
J.J. Arcega-Whiteside	R	14/4	
Andre Dillard	R	14/4	
T.J. Edwards	R	14/3	
Marcus Epps	R	13/0	5/0
Nate Herbig	R	1/0	
Shareef Miller	R	1/0	
Sua Opeta	R	0/0	
Anthony Rush	R	7/0	
Miles Sanders	R	14/9	

2019 GAME-BY-GAME STARTERS

	OFFENSE											
	QB	RB	WR/RB	WR	WR	TE	TE	LT	LG	C	RG	RT
Was	Wentz	Sproles	Jeffery	Jackson	Agholor	Ertz	---	Peters	Seumalo	Kelce	Brooks	Johnson
@Atl	Wentz	Sanders	Jeffery	Jackson	Agholor	Ertz	---	Peters	Seumalo	Kelce	Brooks	Johnson
Det	Wentz	Sanders	Arcega-Whiteside	Hollins	Agholor	Ertz	---	Peters	Seumalo	Kelce	Brooks	Johnson
@GB	Wentz	Sanders	Jeffery	Agholor	---	Ertz	Goedert	Peters	Seumalo	Kelce	Brooks	Johnson
NYJ	Wentz	Sanders	Jeffery	Agholor	Hollins	Ertz	---	Peters	Seumalo	Kelce	Brooks	Johnson
@Min	Wentz	Howard	Jeffery	Agholor	---	Ertz	Goedert	Peters	Seumalo	Kelce	Brooks	Johnson
@Dal	Wentz	Howard	Jeffery	Agholor	---	Ertz	Goedert	Dillard	Seumalo	Kelce	Brooks	Johnson
@Buf	Wentz	Howard	Jeffery	Agholor	Hollins	Ertz	---	Dillard	Seumalo	Kelce	Brooks	Johnson
Chi	Wentz	Howard	Jeffery	Jackson	---	Ertz	Goedert	Dillard	Seumalo	Kelce	Brooks	Johnson
NE	Wentz	Sanders	Scott	Agholor	---	Ertz	Goedert	Peters	Seumalo	Kelce	Brooks	Johnson
Sea	Wentz	Sanders	Arcega-Whiteside	Matthews	---	Ertz	Goedert	Peters	Seumalo	Kelce	Brooks	Dillard
@Mia	Wentz	Sanders	Jeffery	Agholor	---	Ertz	Goedert	Peters	Seumalo	Kelce	Brooks	Johnson
NYG	Wentz	Sanders	Scott	Jeffery	Arcega-Whiteside	Ertz	---	Peters	Seumalo	Kelce	Brooks	Johnson
@Was	Wentz	Sanders	Arcega-Whiteside	Ward	Davis	Ertz	---	Peters	Seumalo	Kelce	Brooks	Vaitai
Dal												
@NYG												

	DEFENSE											
	DE	DT	DT	DE	OLB	MLB	OLB	CB	CB	CB/S	S	S
Was	Barnett	Cox	Jackson	Graham	Brown	Bradham	---	Darby	Douglas	Maddox	Jenkins	McLeod
@Atl	Barnett	Cox	Jernigan	Graham	Brown	Bradham	---	Darby	Jones	Maddox	Jenkins	McLeod
Det	Barnett	Cox	Ridgeway	Graham	Brown	Bradham	---	Darby	Jones	Maddox	Jenkins	McLeod
@GB	Barnett	Cox	Ridgeway	Graham	Brown	Bradham	---	Douglas	Jones	Sendejo	Jenkins	McLeod
NYJ	Barnett	Cox	Ridgeway	Graham	Brown	Bradham	Gerry	Douglas	James	---	Jenkins	McLeod
@Min	Barnett	Cox	Ridgeway	Graham	Brown	Bradham	Gerry	Douglas	Jones	---	Jenkins	McLeod
@Dal	Barnett	Cox	Ridgeway	Graham	Gerry	Grugier-Hill	---	Douglas	Mills	Scandrick	Jenkins	McLeod
@Buf	Barnett	Cox	Hector	Graham	Gerry	Edwards	Grugier-Hill	Darby	Mills	---	Jenkins	McLeod
Chi	Barnett	Cox	Jernigan	Graham	Gerry	Edwards	Grugier-Hill	Darby	Mills	---	Jenkins	McLeod
NE	Barnett	Cox	Jernigan	Graham	Gerry	Grugier-Hill	---	Darby	Mills	Maddox	Jenkins	McLeod
Sea	Barnett	Cox	Jernigan	Graham	Gerry	Bradham	Grugier-Hill	Darby	Mills	---	Jenkins	McLeod
@Mia	Barnett	Cox	Jernigan	Graham	Gerry	Bradham	Grugier-Hill	Darby	Mills	---	Jenkins	McLeod
NYG	Curry	Cox	Jernigan	Graham	Edwards	Bradham	Gerry	Darby	Mills	---	Jenkins	McLeod
@Was	Curry	Cox	Jernigan	Graham	Gerry	Bradham	---	Darby	Mills	Maddox	Jenkins	McLeod
Dal												
@NYG												

2019 PARTICIPATION CHART

PLAYER	Was	@Atl	Det	@GB	NYJ	@Min	@Dal	@Buf	Chi	NE	Sea	@Mia	NYG	@Was	Dal	@NYG	G/S	IA	DNP
Agholor, Nelson	WR	WR	WR	WR	WR	WR	WR	WR	P	WR	IA	WR	IA	IA			11/10	3	---
Ajayi, Jay	X	X	X	X	X	X	X	X	X	DNP	P	P	P	DNP			3/0	---	2
Arcega-Whiteside, J.J.	P	P	WR	P	P	P	P	P	P	P	WR	P	WR	WR			14/4	---	---
Avery, Genard	X	X	X	X	X	X	X	X	P	P	P	P	P	P			6/0	---	---
Barnett, Derek	DE	DE	DE	DE	DE	DE	DE	DE	DE	DE	DE	DE	IA	IA			12/12	2	---
Bradham, Nigel	LB	LB	LB	LB	LB	LB	IA	IA	IA	IA	LB	LB	LB	LB			10/10	4	---
Brooks, Brandon	RG	RG	RG	RG	RG	RG	RG	RG	RG	RG	RG	RG	RG	RG			14/14	---	---
Brown, Zach	LB	LB	LB	LB	LB	LB	X	X	X	X	X	X	X	X			6/6	---	---
Clement, Corey	P	P	IA	P	P	IR	IR	IR	IR	IR	IR	IR	IR	IR			4/0	1	---
Cox, Fletcher	DT	DT	DT	DT	DT	DT	DT	DT	DT	DT	DT	DT	DT	DT			14/14	---	---
Curry, Vinny	P	P	P	P	P	P	P	P	P	P	P	P	DE	DE			14/2	---	---
Cyprien, Johnathan	P	P	P	P	X	X	X	X	X	X	X	X	X	X			4/0	---	---
Darby, Ronald	CB	CB	CB	IA	IA	IA	DNP	CB	CB	CB	CB	CB	CB	CB			10/10	3	1
Davis, Robert	X	X	X	X	X	PS	PS	PS	PS	PS	PS	PS	PS	WR			1/1	---	---
Dillard, Andre	P	P	P	P	P	P	LT	LT	LT	P	RT	P	P	P			14/4	---	---
Douglas, Rasul	CB	P	P	CB	CB	CB	CB	P	P	P	P	P	P	P			14/5	---	---
Edwards, T.J.	P	P	P	P	P	P	P	LB	LB	P	P	P	LB	P			14/3	---	---
Elliott, Jake	P	P	P	P	P	P	P	P	P	P	P	P	P	P			14/0	---	---
Ellis, Alex	P	PS	P	P	X	IR	X	X	X	X	X	X	X	X			3/0	---	---
Epps, Marcus	X	X	X	X	X	X	X	X	X	X	P	P	P	P			4/0	---	---
Ertz, Zach	TE	TE	TE	TE	TE	TE	TE	TE	TE	TE	TE	TE	TE	TE			14/14	---	---
Ford, Rudy	P	P	P	P	P	P	P	P	P	P	IR	IR	IR	IR			10/0	---	---
Fort, L.J.	P	P	P	P	X	X	X	X	X	X	X	X	X	X			4/0	---	---
Gerry, Nathan	P	P	P	P	LB	LB	LB	LB	LB	LB	LB	LB	LB	LB			14/10	---	---
Goedert, Dallas	P	DNP	P	TE	P	TE	TE	P	TE	TE	TE	TE	P	P			13/7	---	1
Graham, Brandon	DE	DE	DE	DE	DE	DE	DE	DE	DE	DE	DE	DE	DE	DE			14/14	---	---
Grugier-Hill, Kamu	IA	IA	IA	P	P	P	LB	LB	LB	LB	LB	LB	IA	P			10/6	4	---
Hall, Daeshon	IA	IA	DNP	P	P	P	P	P	IA	IA	DNP	IA	P	P			7/0	5	2
Hector, Bruce	PS	PS	PS	PS	PS	PS	PS	DT	PS	PS	PS	PS	PS	PS			1/1	---	---
Herbig, Nate	IA	IA	IA	IA	IA	IA	IA	IA	IA	IA	IA	IA	IA	P			1/0	13	---
Hollins, Mack	P	P	WR	P	WR	P	P	WR	P	P	P	P	X	X			12/3	---	---
Howard, Jordan	P	P	P	P	P	RB	RB	RB	RB	IA	IA	IA	IA	IA			9/4	5	---
Huggins, Albert	X	X	X	X	X	X	X	P	P	P	P	X	X	PS			4/0	---	---
Jackson, DeSean	WR	WR	IA	IA	IA	IA	IA	IA	WR	IR	IR	IR	IR	IR			3/3	6	---
Jackson, Malik	DT	IR	IR	IR	IR	IR	IR	IR	IR	IR	IR	IR	IR	IR			1/1	---	---
James, Craig	PS	P	PS	P	CB	P	P	P	P	P	P	P	P	P			12/1	---	---
Jeffery, Alshon	WR	WR	IA	WR	WR	WR	WR	WR	WR	IA	IA	WR	WR	IR			10/10	3	---
Jenkins, Malcolm	S	S	S	S	S	S	S	S	S	S	S	S	S	S			14/14	---	---
Jernigan, Tim	P	DT	IA	IA	IA	IA	IA	IA	DT	DT	DT	DT	DT	DT			8/7	6	---
Johnson, Lane	RT	RT	RT	RT	RT	RT	RT	RT	RT	RT	IA	RT	RT	IA			12/12	2	---
Johnston, Cameron	P	P	P	P	P	P	P	P	P	P	P	P	P	P			14/0	---	---
Jones, Sidney	P	CB	CB	CB	DNP	CB	DNP	P	IA	P	P	IA	P	P			10/4	2	2
Kelce, Jason	C	C	C	C	C	C	C	C	C	C	C	C	C	C			14/14	---	---
LeBlanc, Cre'Von	IR	IR	IR	IR	IR	IR	IR	IR	IR	IR	IR	P	P	P			3/0	---	---
Lewis, Ryan	X	X	X	X	P	P	X	X	X	X	X	X	X	X			2/0	---	---
Lovato, Rick	P	P	P	P	P	P	P	P	P	P	P	P	P	P			14/0	---	---
Maddox, Avonte	CB	CB	CB	P	IA	IA	IA	IA	P	CB	P	P	P	CB			10/5	4	---
Mailata, Jordan	IA	IA	IR	IR	IR	IR	IR	IR	IR	IR	IR	IR	IR	IR			0/0	2	---
Matthews, Jordan	X	X	X	X	X	X	X	X	X	P	WR	X	X	X			2/1	---	---
McCown, Josh	DNP	P	DNP	DNP	P	P	DNP	DNP	DNP	DNP	DNP	DNP	DNP	DNP			3/0	---	11
McLeod, Rodney	S	S	S	S	S	S	S	S	S	S	S	S	S	S			14/14	---	---
Miller, Shareef	IA	IA	IA	IA	IA	IA	DNP	P	IA	IA	IA	IA	IA	IA			1/0	12	1
Mills, Jalen	PUP	PUP	PUP	PUP	PUP	PUP	CB	CB	CB	CB	CB	CB	CB	CB			8/8	---	---
Opeta, Sua	PS	PS	PS	PS	PS	PS	PS	PS	PS	PS	PS	PS	IA	IA			0/0	2	---
Perkins, Joshua	PS	PS	PS	PS	PS	PS	PS	PS	PS	PS	PS	P	P	P			3/0	---	---
Peters, Jason	LT	LT	LT	LT	LT	LT	IA	IA	IA	LT	LT	LT	LT	LT			11/11	3	---
Pryor, Matt	IA	IA	P	IA	P	P	P	P	P	P	P	IA	P	P			10/0	4	---
Ridgeway, Hassan	P	P	DT	DT	DT	DT	DT	IR	IR	IR	IR	IR	IR	IR			7/5	---	---
Riley, Duke	X	X	X	X	P	P	P	P	P	P	P	P	P	P			10/0	---	---
Rush, Anthony	X	X	X	X	X	X	X	P	P	P	P	P	P	P			7/0	---	---
Sanders, Miles	P	RB	RB	RB	RB	P	P	P	P	RB	RB	RB	RB	RB			14/9	---	---
Scandrick, Orlando	X	X	X	X	P	P	CB	X	X	X	X	X	X	X			3/1	---	---
Scott, Boston	PS	PS	PS	PS	PS	P	P	P	P	RB	P	P	RB	P			9/2	---	---
Sendejo, Andrew	P	P	P	S	P	P	P	P	P	X	X	X	X	X			9/1	---	---
Seumalo, Isaac	LG	LG	LG	LG	LG	LG	LG	LG	LG	LG	LG	LG	LG	LG			14/14	---	---
Singleton, Alex	PS	PS	PS	PS	PS	PS	P	P	P	P	P	P	P	P			8/0	---	---
Spence, Akeem	X	P	P	P	P	P	P	X	X	X	X	X	X	X			6/0	---	---
Sproles, Darren	RB	P	P	P	P	IA	IA	IA	P	IR	IR	IR	IR	IR			6/1	3	---
Sudfeld, Nate	IA	IA	DNP	IA	IA	DNP	DNP	DNP	IA	IA	IA	IA	DNP	IA			0/0	9	5
Sweat, Josh	P	P	P	P	P	P	P	P	P	P	P	P	P	P			14/0	---	---
Vaitai, Halapoulivaati	P	P	P	P	P	P	P	P	P	P	P	P	P	RT			14/1	---	---
Ward, Greg	PS	PS	P	PS	PS	PS	PS	PS	PS	PS	P	P	P	WR			5/1	---	---
Wentz, Carson	QB	QB	QB	QB	QB	QB	QB	QB	QB	QB	QB	QB	QB	QB			14/14	---	---

POSITION - start **P** - played (did not start) **IA** - inactive **IR** - Injured Reserve **DNP** - dressed but did not play **PS** - practice squad member **PUP** - Reserve/Physically Unable to Perform **NFI** - Reserve/Non-Football Injury **SUSP** - Reserve/Commissioner Exempt **X** - not with team **EX** - roster exemption

2019 SNAP COUNTS

	OFFENSE	Was	@Atl	Det	@GB	NYJ	@Min	@Dal	@Buf	Chi	NE	Sea	@Mia	NYG	@Was	Dal	@NYG	Snaps	Pct
	TOTAL PLAYS	**74**	**81**	**76**	**62**	**68**	**65**	**61**	**73**	**89**	**75**	**76**	**71**	**89**	**77**			**1,037**	
QB	Carson Wentz	74	75	76	62	63	61	61	73	89	75	76	71	89	77			**1,022**	**99%**
QB	Josh McCown	DNP	6	DNP	DNP	5	4	DNP	DNP	DNP	DNP	DNP	DNP	DNP	DNP			**15**	**1%**
QB	Nate Sudfeld	IA	IA	DNP	IA	IA	DNP	DNP	DNP	IA	IA	IA	IA	DNP	IA			**0**	**0%**
RB	Miles Sanders	36	35	26	22	29	19	33	13	36	64	64	62	50	55			**544**	**52%**
RB	Jordan Howard	17	18	25	33	29	41	23	53	43	IA	IA	IA	IA	IA			**282**	**27%**
RB	Boston Scott	PS	PS	PS	PS	PS	4	8	9	0	14	3	0	39	35			**112**	**11%**
RB	Darren Sproles	22	28	27	7	10	IA	IA	IA	10	IR	IR	IR	IR	IR			**104**	**10%**
RB	Jay Ajayi	X	X	X	X	X	X	X	X	X	DNP	9	9	5	DNP			**23**	**2%**
RB	Corey Clement	3	0	IA	0	0	IR	IR	IR	IR	IR	IR	IR	IR	IR			**3**	**1%**
WR	Nelson Agholor	59	78	75	56	61	56	57	55	79	66	IA	63	IA	IA			**705**	**68%**
WR	Alshon Jeffery	59	6	IA	50	63	62	57	52	70	IA	IA	64	20	IR			**503**	**49%**
WR	J.J. Arcega-Whiteside	5	75	55	6	2	5	12	4	15	19	54	27	80	71			**430**	**41%**
WR	Mack Hollins	10	69	75	40	31	39	30	43	42	13	4	7	X	X			**403**	**39%**
WR	Greg Ward	PS	PS	2	PS	PS	PS	PS	PS	PS	PS	37	29	77	58			**203**	**20%**
WR	Jordan Matthews	X	X	X	X	X	X	X	X	X	64	73	X	X	X			**137**	**13%**
WR	DeSean Jackson	51	11	IA	IA	IA	IA	IA	IA	4	IR	IR	IR	IR	IR			**66**	**6%**
WR	Robert Davis	X	X	X	X	X	PS	PS	PS	PS	PS	PS	PS	PS	16			**16**	**2%**
TE	Zach Ertz	61	81	76	47	58	52	49	66	70	67	66	53	79	68			**893**	**86%**
TE	Dallas Goedert	41	DNP	9	43	50	46	36	55	70	61	66	40	60	65			**642**	**62%**
TE	Joshua Perkins	PS	PS	PS	PS	PS	PS	PS	PS	PS	PS	PS	0	30	16			**46**	**4%**
TE	Alex Ellis	2	PS	1	3	X	IR	X	X	X	X	X	X	X	X			**6**	**1%**
OFFENSIVE LINE	Jason Kelce	74	81	76	62	68	65	61	73	89	75	76	71	89	77			**1,037**	**100%**
OFFENSIVE LINE	Isaac Seumalo	74	81	76	62	66	65	61	73	89	75	76	71	89	77			**1,035**	**99%**
OFFENSIVE LINE	Brandon Brooks	54	81	76	62	68	65	61	73	89	75	12	71	89	77			**953**	**92%**
OFFENSIVE LINE	Lane Johnson	74	81	76	62	68	65	61	73	89	25	IA	71	28	IA			**773**	**75%**
OFFENSIVE LINE	Jason Peters	74	80	59	62	63	18	IA	IA	IA	73	76	70	89	77			**741**	**71%**
OFFENSIVE LINE	Halapoulivaati Vaitai	20	4	21	3	8	1	0	15	6	51	65	1	63	77			**335**	**32%**
OFFENSIVE LINE	Andre Dillard	4	1	5	0	6	47	61	73	89	8	36	1	2	1			**334**	**32%**
OFFENSIVE LINE	Matt Pryor	IA	IA	0	IA	0	0	0	0	0	0	43	IA	1	0			**44**	**4%**
OFFENSIVE LINE	Nate Herbig	IA	IA	IA	IA	IA	IA	IA	IA	IA	IA	IA	IA	IA	0			**0**	**0%**
OFFENSIVE LINE	Jordan Mailata	IA	IA	IR	IR	IR	IR	IR	IR	IR	IR	IR	IR	IR	IR			**0**	**0%**
OFFENSIVE LINE	Sua Opeta	PS	PS	PS	PS	PS	PS	PS	PS	PS	PS	PS	PS	IA	IA			**0**	**0%**

	DEFENSE	Was	@Atl	Det	@GB	NYJ	@Min	@Dal	@Buf	Chi	NE	Sea	@Mia	NYG	@Was	Dal	@NYG	Snaps	Pct
	TOTAL PLAYS	**64**	**66**	**64**	**81**	**59**	**71**	**70**	**62**	**45**	**74**	**65**	**72**	**52**	**53**			**898**	
DEFENSIVE LINE	Fletcher Cox	42	49	46	61	46	52	51	49	38	66	49	57	49	50			**705**	**79%**
DEFENSIVE LINE	Brandon Graham	46	51	55	60	41	55	50	47	35	65	51	58	45	43			**702**	**78%**
DEFENSIVE LINE	Derek Barnett	52	50	43	61	43	57	53	53	36	65	53	50	IA	IA			**616**	**69%**
DEFENSIVE LINE	Vinny Curry	22	17	26	27	18	18	26	28	14	14	23	20	39	37			**329**	**37%**
DEFENSIVE LINE	Josh Sweat	14	18	16	28	19	17	23	20	17	24	20	31	26	27			**300**	**33%**
DEFENSIVE LINE	Hassan Ridgeway	23	31	38	48	41	48	23	IR	IR	IR	IR	IR	IR	IR			**252**	**28%**
DEFENSIVE LINE	Tim Jernigan	24	26	IA	IA	IA	IA	IA	IA	16	29	33	42	23	29			**222**	**25%**
DEFENSIVE LINE	Akeem Spence	X	21	37	41	20	37	47	X	X	X	X	X	X	X			**203**	**23%**
DEFENSIVE LINE	Anthony Rush	X	X	X	X	X	X	X	12	14	18	25	27	14	15			**125**	**14%**
DEFENSIVE LINE	Albert Huggins	X	X	X	X	X	X	X	9	12	8	15	X	X	PS			**44**	**5%**
DEFENSIVE LINE	Daeshon Hall	IA	IA	DNP	2	7	3	9	0	IA	IA	DNP	IA	10	9			**40**	**4%**
DEFENSIVE LINE	Malik Jackson	32	IR	IR	IR	IR	IR	IR	IR	IR	IR	IR	IR	IR	IR			**32**	**4%**
DEFENSIVE LINE	Bruce Hector	PS	PS	PS	PS	PS	PS	PS	30	PS	PS	PS	PS	PS	PS			**30**	**3%**
DEFENSIVE LINE	Genard Avery	X	X	X	X	X	X	X	X	3	10	2	5	0	4			**24**	**3%**
DEFENSIVE LINE	Shareef Miller	IA	IA	IA	IA	IA	IA	DNP	0	IA	IA	IA	IA	IA	IA			**0**	**0%**
LB	Nigel Bradham	64	66	63	81	55	29	IA	IA	IA	IA	65	69	52	52			**596**	**66%**
LB	Nathan Gerry	2	20	24	12	22	62	70	62	44	73	35	39	33	39			**537**	**60%**
LB	Kamu Grugier-Hill	IA	IA	IA	13	20	35	59	39	29	40	22	42	IA	5			**304**	**34%**
LB	Zach Brown	28	50	53	56	31	58	X	X	X	X	X	X	X	X			**276**	**31%**
LB	T.J. Edwards	0	0	0	0	2	10	22	15	17	11	2	4	7	8			**98**	**11%**
LB	Duke Riley	X	X	X	X	0	0	5	4	2	3	0	4	2	6			**26**	**3%**
LB	L.J. Fort	0	0	0	0	X	X	X	X	X	X	X	X	X	X			**0**	**0%**
LB	Alex Singleton	PS	PS	PS	PS	PS	PS	0	0	0	0	0	0	0	0			**0**	**0%**
DEFENSIVE BACKS	Malcolm Jenkins	64	66	64	81	59	71	70	62	45	74	65	72	52	53			**898**	**100%**
DEFENSIVE BACKS	Rodney McLeod	64	66	64	81	58	71	70	62	45	74	64	72	52	53			**896**	**99%**
DEFENSIVE BACKS	Ronald Darby	45	59	23	IA	IA	IA	DNP	57	42	70	61	67	52	32			**508**	**57%**
DEFENSIVE BACKS	Rasul Douglas	55	39	50	79	58	69	63	6	7	18	6	0	8	16			**474**	**53%**
DEFENSIVE BACKS	Jalen Mills	PUP	PUP	PUP	PUP	PUP	PUP	64	57	42	74	62	71	43	50			**463**	**52%**
DEFENSIVE BACKS	Avonte Maddox	58	43	27	71	IA	IA	IA	IA	26	63	45	41	44	37			**455**	**51%**
DEFENSIVE BACKS	Andrew Sendejo	36	20	24	65	17	19	24	25	11	X	X	X	X	X			**241**	**27%**
DEFENSIVE BACKS	Sidney Jones	32	32	49	10	DNP	52	DNP	45	IA	0	0	IA	1	3			**224**	**25%**
DEFENSIVE BACKS	Orlando Scandrick	X	X	X	X	35	13	36	X	X	X	X	X	X	X			**84**	**9%**
DEFENSIVE BACKS	Craig James	PS	1	PS	2	57	5	4	0	0	0	0	0	0	0			**69**	**8%**
DEFENSIVE BACKS	Marcus Epps	X	X	X	X	X	X	X	X	X	0	17	4	16	13			**50**	**6%**
DEFENSIVE BACKS	Cre'Von LeBlanc	IR	IR	IR	IR	IR	IR	IR	IR	IR	IR	IR	17	4	2			**23**	**3%**
DEFENSIVE BACKS	Rudy Ford	0	0	0	0	0	0	1	0	0	15	IR	IR	IR	IR			**16**	**2%**
DEFENSIVE BACKS	Johnathan Cyprien	1	1	1	12	X	X	X	X	X	X	X	X	X	X			**15**	**2%**
DEFENSIVE BACKS	Ryan Lewis	X	X	X	X	0	0	X	X	X	X	X	X	X	X			**0**	**0%**

2019 SNAP COUNTS

SPECIAL TEAMS	Was	@Atl	Det	@GB	NYJ	@Min	@Dal	@Buf	Chi	NE	Sea	@Mia	NYG	@Was	Dal	@NYG	Snaps	Pct
TOTAL PLAYS	**29**	**24**	**30**	**27**	**28**	**30**	**25**	**26**	**29**	**29**	**22**	**32**	**33**	**29**			**393**	
Gerry, Nathan	24	22	26	23	23	25	17	11	8	12	21	26	29	24			**291**	**74%**
Edwards, T.J.	9	19	20	18	22	18	15	19	21	23	18	27	30	24			**283**	**72%**
Douglas, Rasul	18	9	15	5	11	10	13	14	19	19	20	23	24	24			**224**	**57%**
Ford, Rudy	18	17	20	18	23	25	22	21	23	26	IR	IR	IR	IR			**213**	**54%**
Riley, Duke	X	X	X	X	22	18	15	18	21	23	18	23	29	24			**211**	**54%**
James, Craig	PS	11	PS	18	10	8	16	18	21	23	18	21	26	19			**209**	**53%**
Sendejo, Andrew	19	18	21	21	14	22	20	16	16	X	X	X	X	X			**167**	**42%**
Singleton, Alex	PS	PS	PS	PS	PS	PS	15	18	21	23	18	21	26	19			**161**	**41%**
Goedert, Dallas	9	DNP	2	10	12	15	12	11	13	15	9	9	12	5			**134**	**34%**
Grugier-Hill, Kamu	IA	IA	IA	4	12	18	13	12	21	16	7	14	IA	9			**126**	**32%**
Elliott, Jake	10	6	9	10	11	10	5	10	11	5	4	13	8	11			**123**	**31%**
Sweat, Josh	11	9	11	11	16	15	13	11	3	3	3	5	3	5			**119**	**30%**
Avery, Genard	X	X	X	X	X	X	X	X	17	19	17	23	21	21			**118**	**30%**
Johnston, Cameron	7	6	7	8	10	8	5	8	10	10	5	9	12	8			**113**	**29%**
Lovato, Rick	7	6	7	8	10	8	5	8	10	10	5	9	12	8			**113**	**29%**
McLeod, Rodney	8	6	8	6	6	8	7	7	7	7	6	12	7	11			**106**	**27%**
Jenkins, Malcolm	7	5	6	5	1	7	8	4	3	12	7	8	11	8			**92**	**23%**
Maddox, Avonte	9	9	14	7	IA	IA	IA	IA	7	3	10	9	12	9			**89**	**23%**
Epps, Marcus	X	X	X	X	X	X	X	X	X	15	14	18	17	16			**80**	**20%**
Fort, L.J.	18	17	22	18	X	X	X	X	X	X	X	X	X	X			**75**	**19%**
Cyprien, Johnathan	19	17	20	18	X	X	X	X	X	X	X	X	X	X			**74**	**19%**
Graham, Brandon	6	5	6	5	1	7	8	4	3	4	3	5	3	5			**65**	**17%**
Ellis, Alex	22	PS	24	16	X	IR	X	X	X	X	X	X	X	X			**62**	**16%**
Curry, Vinny	5	5	6	5	1	7	6	3	3	3	3	5	3	5			**60**	**15%**
Ridgeway, Hassan	9	7	10	9	6	12	7	IR	IR	IR	IR	IR	IR	IR			**60**	**15%**
Clement, Corey	19	10	IA	8	22	IR	IR	IR	IR	IR	IR	IR	IR	IR			**59**	**15%**
Hollins, Mack	7	13	7	0	0	0	3	6	0	7	4	10	X	X			**57**	**15%**
Barnett, Derek	6	5	4	5	1	7	8	5	3	4	3	3	IA	IA			**54**	**14%**
Scott, Boston	PS	PS	PS	PS	PS	3	3	6	7	13	4	7	5	6			**54**	**14%**
Seumalo, Isaac	4	2	4	4	5	5	2	4	5	2	1	6	4	5			**53**	**13%**
Vaitai, Halapoulivaati	4	2	4	4	5	5	2	4	5	2	1	6	4	5			**53**	**13%**
Brooks, Brandon	3	2	4	4	5	5	2	4	5	2	1	6	4	5			**52**	**13%**
Hall, Daeshon	IA	IA	DNP	0	9	7	11	12	IA	IA	DNP	IA	13	0			**52**	**13%**
Dillard, Andre	4	2	2	4	5	5	2	4	5	2	1	6	4	5			**51**	**13%**
Ward, Greg	PS	PS	13	PS	PS	PS	PS	PS	PS	PS	7	4	14	10			**48**	**12%**
Johnson, Lane	4	2	4	4	5	5	2	4	5	2	IA	6	1	IA			**44**	**11%**
Lewis, Ryan	X	X	X	X	22	18	X	X	X	X	X	X	X	X			**40**	**10%**
Perkins, Joshua	PS	PS	PS	PS	PS	PS	PS	PS	PS	PS	PS	7	17	13			**37**	**9%**
Pryor, Matt	IA	IA	4	IA	5	5	2	4	5	2	1	IA	4	5			**37**	**9%**
Sanders, Miles	0	2	7	6	2	7	7	3	3	0	0	0	0	0			**37**	**9%**
Brown, Zach	5	9	7	6	2	7	X	X	X	X	X	X	X	X			**36**	**9%**
Rush, Anthony	X	X	X	X	X	X	X	5	2	3	4	11	6	5			**36**	**9%**
Sproles, Darren	7	4	5	2	6	IA	IA	IA	8	IR	IR	IR	IR	IR			**32**	**8%**
Spence, Akeem	X	5	6	5	1	7	7	X	X	X	X	X	X	X			**31**	**8%**
Jones, Sidney	3	0	5	0	DNP	0	DNP	4	IA	3	7	IA	0	0			**22**	**6%**
Arcega-Whiteside, J.J.	5	4	0	2	0	3	0	0	0	0	0	0	0	0			**14**	**4%**
Huggins, Albert	X	X	X	X	X	X	X	0	5	2	2	X	X	PS			**9**	**2%**
Darby, Ronald	3	0	0	IA	IA	IA	DNP	1	1	1	0	0	0	0			**6**	**2%**
Cox, Fletcher	1	0	0	0	0	0	1	1	1	1	0	0	0	0			**5**	**1%**
Herbig, Nate	IA	IA	IA	IA	IA	IA	IA	IA	IA	IA	IA	IA	IA	5			**5**	**1%**
Howard, Jordan	0	5	0	0	0	0	0	0	0	IA	IA	IA	IA	IA			**5**	**1%**
Jackson, Malik	5	IR	IR	IR	IR	IR	IR	IR	IR	IR	IR	IR	IR	IR			**5**	**1%**
Mills, Jalen	PUP	PUP	PUP	PUP	PUP	PUP	1	1	1	1	0	0	0	0			**4**	**1%**
Agholor, Nelson	0	0	0	0	2	0	0	0	0	1	IA	0	IA	IA			**3**	**1%**
Bradham, Nigel	2	1	0	0	0	0	IA	IA	IA	IA	0	0	0	0			**3**	**1%**
Ertz, Zach	1	2	0	0	0	0	0	0	0	0	0	0	0	0			**3**	**1%**
Hector, Bruce	PS	PS	PS	PS	PS	PS	PS	3	PS	PS	PS	PS	PS	PS			**3**	**1%**
Miller, Shareef	IA	IA	IA	IA	IA	IA	DNP	2	IA	IA	IA	IA	IA	IA			**2**	**1%**
Kelce, Jason	1	0	0	0	0	0	0	0	0	0	0	0	0	0			**1**	**1%**
LeBlanc, Cre'Von	IR	IR	IR	IR	IR	IR	IR	IR	IR	IR	IR	0	1	0			**1**	**1%**

2019 PERSONNEL MOVES

- **January 7:** Signed WR **Carlton Agudosi** to reserve/future contract
- **January 8:** Signed LB **Alex Singleton** to reserve/future contract
- **January 9:** Signed T **Tyreek Burwell** and DB **Mercy Maston** to reserve/future contracts
- **January 14:** Signed the following players to reserve/future contracts: LB **Asantay Brown**, C **Anthony Fabiano**, G **Kaleb Johnson**, CB **Jeremiah McKinnon**, WR **Braxton Miller**, WR **Dorren Miller**, DE **Joe Ostman**, RB **Donnel Pumphrey**, CB **Chandon Sullivan** and TE **Will Tye**
- **January 15:** Signed WR **Marken Michel** and WR **Johnny Holton** to reserve/future contracts
- **January 30:** Signed LB **Paul Worrilow** to 1-year contract
- **January 31:** Agreed to a reworked contract with S **Rodney McLeod** through 2019
- **February 21:** Waived CB **Elie Bouka**
- **February 22:** Signed K **Jake Elliott** and LS **Rick Lovato** to 1-year contracts through 2019 ... Released S **Chris Maragos**
- **February 25:** Promoted **Phillip Daniels** to defensive line coach and **Carson Walch** to wide receivers coach ... Named **Matthew Harper** as assistant wide receivers coach and **T.J. Paganetti** as assistant running backs coach ... Hired **Mike Bartrum** as assistant tight ends coach, **Matt Burke** as defensive special assistant, **Roy Istvan** as assistant offensive line coach, **G.J. Kinne** as offensive special projects and **Joe Pannunzio** as director of team development
- **February 26:** Hired **Nathan Ollie** as assistant defensive line coach
- **March 1:** Agreed to terms on 3-year contract extension through 2021 with DE **Brandon Graham**
- **March 2:** Agreed to terms on 1-year contract extension through 2021 with C **Jason Kelce**
- **March 4:** Agreed to terms on 3-year contract extension through 2022 with OL **Isaac Seumalo**
- **March 11:** Signed T **Jason Peters** to 1-year contract for 2019 season
- **March 13:** Agreed to terms with DT **Malik Jackson** on 3-year contract ... Acquired WR **DeSean Jackson** and 2020 7th-round draft choice from Tampa Bay in exchange for 2019 6th-round draft choice
- **March 14:** Signed WR **DeSean Jackson** to 3-year contract through 2021 ... Acquired a 2020 5th-round draft choice from New England in exchange for DE **Michael Bennett** and a 2020 7th-round draft choice ... Signed LB **L.J. Fort** to 3-year contract through 2021
- **March 15:** Agreed to terms with CB **Ronald Darby** on 1-year contract
- **March 18:** Agreed to terms with S **Andrew Sendejo** on 1-year contract
- **March 21:** Signed DE **Vinny Curry** to 1-year contract
- **March 28:** Signed TE **Richard Rodgers** to 2-year contract ... Acquired RB **Jordan Howard** from Chicago in exchange for 2020 draft choice
- **April 9:** Signed the following players to 1-year contracts: WR **Charles Johnson**, QB **Luis Perez** and WR **Greg Ward**
- **April 15:** QB **Nate Sudfeld** signed his RFA tender
- **April 25:** Agreed to terms with DT **Tim Jernigan** on 1-year contract ... Acquired 22nd overall pick from Baltimore in exchange for 25th, 127th (4th round) and 197th (6th round) overall picks ... Selected T **Andre Dillard** (Washington State) in 1st round (22nd overal)
- **April 26:** Selected RB **Miles Sanders** (Penn State) in 2nd round (53rd overall) ... Selected WR **J.J. Arcega-Whiteside** (Stanford) in 2nd round (57th overall)
- **April 27:** Selected DE **Shareef Miller** (Penn State) in 4th round (138th overall) ... Acquired 167th (5th round) and 246th (7th round) overall picks from New England in exchange for 163rd (5th round) overall pick ... Selected QB **Clayton Thorson** (Northwestern) in 5th round (167th overall) ... Acquired DT **Hassan Ridgeway** from Indianapolis in exchange for 246th overall pick (7th round)
- **April 29:** Exercised 5th-year option on QB **Carson Wentz**'s contract
- **April 30:** Claimed S **Godwin Igwebuike** off waivers
- **May 1:** Waived LB **Asantay Brown**, G **Kaleb Johnson** and CB **Chandon Sullivan**
- **May 3:** Signed LB **Zach Brown** to 1-year contract ... Claimed S **Blake Countess** off waivers
- **May 7:** Waived DB **Mercy Maston**
- **May 8:** Waived WR **Johnny Holton**
- **May 9:** Signed T **Andre Dillard**, RB **Miles Sanders**, WR **J.J. Arcega-Whiteside**, DE **Shareef Miller** and QB **Clayton Thorson** to 4-year contracts ... Signed the following 10 UDFAs: LB **Joey Alfieri**, T **Ryan bates**, LB **T.J. Edwards**, RB **Nico Evans**, G **Nate Herbig**, G **Sua Opeta**, C **Keegan Render**, DT **Anthony Rush**, WR **DeAndre Thompkins** and DT **Kevin Wilkins**
- **May 10:** Signed CB **Jay Liggins**
- **May 13:** Signed G/C **Stefen Wisniewski** and QB **Cody Kessler** ... Waived RB **Nico Evans** and QB **Luis Perez**
- **May 14:** Signed G **Johnny Gibson** ... Waived WR **Dorren Miller**
- **May 22:** Signed T **Casey Tucker**
- **May 28:** Signed WR **Devin Ross** ... Waived G **Johnny Gibson**
- **June 5:** Signed S **Trae Elston** ... Waived LB **B.J. Bello**
- **June 6:** Agreed to terms with QB **Carson Wentz** on 4-year contract extension through 2024
- **July 16:** Waived WR **Devin Ross**
- **July 19:** Agreed to terms on 1-year contract with RB **Darren Sproles**
- **July 26:** Claimed CB **Alex Brown** off waivers
- **July 27:** Signed CB **Orlando Scandrick** ... Waived DT **Anthony Rush**
- **August 2:** Signed S **Jonathan Cyprien** and TE **Alex Ellis** ... Waived LB **Joey Alfieri** and S **Godwin Igwebuike**
- **August 4:** Signed LB **Asantay Brown** ... Waived CB **Alex Brown**
- **August 6:** Signed DE **Kasim Edebali** and CB **Ajene Harris** ... Placed DE **Joe Ostman** on Injured Reserve ... Waived/injured T **Casey Tucker**
- **August 9:** Acquired DE **Eli Harold** from Buffalo in exchange for T **Ryan Bates**
- **August 11:** Signed CB **Sojourn Shelton** ... Waived/injured WR **Shelton Gibson**
- **August 13:** Signed DT **Aziz Shittu** ... Waived S **Blake Countess** with an injury settlement
- **August 16:** Signed T **Brett Toth** ... Waived CB **Jay Liggins**
- **August 17:** Signed QB **Josh McCown** ... Waived WR **Braxton Miller**
- **August 18:** Released LB **Paul Worrilow**
- **August 19:** Signed LB **Chris Worley**
- **August 22:** Agreed to terms with ARI to acquire S **Rudy Ford** in exchange for DT **Bruce Hector**
- **August 27:** Signed LB **Hayes Pullard** and S **Jason Thompson** ... Waived LB **Asantay Brown** and S **Tre Sullivan**
- **August 28:** Signed T **Riley Mayfield** ... Placed WR **Charles Johnson** on Injured Reserve
- **August 30:** Waived the following players: WR **Carlson Agudosi**, S **Trae Elston**, C **Anthony Fabiano**, S **Deiondre' Hall**, CB **Ajene Harris**, CB **Josh Hawkins**, QB **Cody Kessler**, T **Riley Mayfield**, CB **Jeremiah McKinnon**, WR **Marken Michel**, RB **Donnel Pumphrey**, G **Keegan Render**, CB **Sojourn Shelton**, LB **Alex Singleton**, WR **DeAndre Thompkins**, S **Jason Thompson**, DT **Kevin Wilkins** and LB **Chris Worley** ... Released the following players: DE **Kasim Edebali**, DE **Eli Harold**, LB **Hayes Pullard**, CB **Orlando Scandrick** and TE **Will Tye** ... Waived/injured DT **Aziz Shittu** ... Placed TE **Richard Rodgers** on Injured Reserve
- **August 31:** Waived the following players: RB **Josh Adams**, TE **Alex Ellis**, DT **Treyvon Hester**, G **Sua Opeta**, TE **Joshua Perkins**, RB **Boston Scott**, RB **Wendell Smallwood**, QB **Clayton Thorson**, T **Brett Toth** and WR **Greg Ward** ... Released G/C **Stefen Wisniewski** ... Placed CB **Jalen Mills** on Reserve/Physically Unable to Perform

2019 PERSONNEL MOVES

- **September 1:** Agreed to terms with the following practice squad players: TE **Alex Ellis**, WR **Marcus Green,** DT **Bruce Hector**, QB **Kyle Lauletta**, G **Sua Opeta**, TE **Joshua Perkins**, RB **Boston Scott**, LB **Alex Singleton** and WR **Greg Ward**
- **September 2:** Signed CB **Cre'Von LeBlanc** to 1-year contract extension ... Placed CB **Cre'Von LeBlanc** on Injured Reserve ... Signed CB **Craig James** to practice squad
- **September 6:** Promoted TE **Alex Ellis** from practice squad to 53-man roster
- **September 7:** Agreed to terms with WR **Alshon Jeffery** on restructured contract
- **September 10:** Agreed to terms with DT **Akeem Spence** ... Placed DT **Malik Jackson** on Injured Reserve (foot) ... Waived TE **Alex Ellis**
- **September 11:** Promoted CB **Craig James** from practice squad to 53-man roster ... Signed TE **Alex Ellis** to practice squad
- **September 12:** Signed CB **Ajene Harris** to practice squad
- **September 17:** Promoted TE **Alex Ellis** from practice squad to 53-man roster ... Waived CB **Craig James**
- **September 18:** Signed CB **Craig James** to practice squad
- **September 21:** Promoted WR **Greg Ward** from practice squad to 53-man roster ... Placed T **Jordan Mailata** on Injured Reserve (back)
- **September 24:** Promoted CB **Craig James** from practice squad to 53-man roster ... Waived WR **Greg Ward**
- **September 26:** Signed WR **Greg Ward** to practice squad
- **September 27:** Agreed to terms with CB **Orlando Scandrick** ... Released LB **L.J. Fort**
- **September 30:** Acquired LB **Duke Riley** and 2020 6th-round draft choice from Atlanta in exchange for S **Johnathan Cyprien** and 2020 7th-round draft choice ... Signed CB **D.J. White** to practice squad
- **October 1:** Signed CB **Ryan Lewis** to practice squad ... Released CB **Ajene Harris** from practice squad
- **October 4:** Promoted CB **Ryan Lewis** from practice squad to active roster ... Waived/injured TE **Alex Ellis**
- **October 5:** Waived DT **Aziz Shittu** from Injured Reserve
- **October 7:** Signed WR **Robert Davis** to practice squad
- **October 8:** Signed CB **Ajene Harris** to practice squad
- **October 11:** Promoted RB **Boston Scott** from practice squad to 53-man roster ... Placed RB **Corey Clement** on Injured Reserve (shoulder)
- **October 14:** Waived CB **Ryan Lewis** ... Released LB **Zach Brown** ... Signed RB **De'Angelo Henderson** to practice squad
- **October 15:** Activated 21-day practice window for CB **Jalen Mills**
- **October 16:** Promoted LB **Alex Singleton** from practice squad to 53-man roster ... Signed C **Keegan Render** to practice squad
- **October 19:** Activated CB **Jalen Mills** from Reserve/Physically Unable to Perform
- **October 21:** Agreed to sign DT **Anthony Rush** from Oakland's practice squad ... Agreed to sign DT **Albert Huggins** from Houston's practice squad ... Released CB **Orlando Scandrick** and DT **Akeem Spence**
- **October 23:** Placed DT **Hassan Ridgeway** on Injured Reserve (ankle)
- **October 25:** Promoted DT **Bruce Hector** from practice squad to 53-man roster
- **October 27:** Acquired DE **Genard Avery** from Cleveland in exchange for undisclosed 2021 draft choice ... Signed TE **Scott Orndoff** to practice squad ... Waived DT **Bruce Hector**
- **October 29:** Signed DT **Bruce Hector** to practice squad ... Released CB **Ajene Harris** from practice squad
- **November 5:** Placed WR **DeSean Jackson** on Injured Reserve (abdomen) ... Waived S **Andrew Sendejo**
- **November 7:** Claimed S **Marcus Epps** off waivers from Minnesota
- **November 11:** Signed WR **Jordan Matthews** ... Signed G **Brandon Brooks** to 4-year contract extension through 2024
- **November 15:** Signed RB **Jay Ajayi** ... Placed RB **Darren Sproles** on Injured Reserve (quadriceps)
- **November 19:** Signed LS **Rick Lovato** to 4-year contract extension through 2023
- **November 23:** Promoted WR **Greg Ward** from practice squad to active roster ... Placed S **Rudy Ford** on Injured Reserve (abdomen)
- **November 25:** Waived WR **Jordan Matthews**
- **November 26:** Activated 21-day practice window for CB **Cre'Von LeBlanc** ... Signed S **Chris Johnson** to practice squad
- **November 27:** Signed K **Jake Elliott** to 5-year contract extension through 2024
- **November 29:** Signed T **Lane Johnson** to 4-year contract extension through 2025
- **November 30:** Activated CB **Cre'Von LeBlanc** from Injured Reserve ... Promoted TE **Joshua Perkins** from practice squad to active roster ... Waived DT **Albert Huggins**
- **December 3:** Agreed to promote G **Sua Opeta** from practice squad to active roster ... Signed DT **Kevin Wilkins** to practice squad ... Waived WR **Mack Hollins**
- **December 4:** Signed CB **Tremon Smith** to practice squad ... Released S **Chris Johnson** from practice squad
- **December 5:** Signed WR **Marken Michel** to practice squad
- **December 10:** Signed DT **Albert Huggins** to practice squad ... Released DT **Kevin Wilkins** from practice squad
- **December 12:** Promoted WR **Robert Davis** from practice squad to active roster ... Signed WR **Deontay Burnett** to practice squad ... Placed WR **Alshon Jeffery** on Injured Reserve (foot)
- **December 16:** Signed TE **Alex Ellis** to practice squad ... Released TE **Scott Orndoff** from the practice squad

2019 REGULAR SEASON STATS

RECORD: 7-7
HEAD COACH: Doug Pederson

9/8	W	32-27	Washington	69,796
9/15	L	20-24	at Atlanta	72,443
9/22	L	24-27	Detriot	69,796
9/26	W	34-27	at Green Bay	77,509
10/6	W	31-6	N.Y. Jets	69,796
10/13	L	20-38	at Minnesota	66,837
10/20	L	10-37	at Dallas	91,213
10/27	W	31-13	at Buffalo	69,435
11/3	W	22-14	Chicago	69,796
11/17	L	10-17	New England	69,796
11/24	L	9-17	Seattle	69,796
12/1	L	31-37	at Miami	65,545
12/9	W	23-17	N.Y. Giants (OT)	69,796
12/15	W	37-27	at Washington	63,246
12/22			Dallas	
12/29			at N.Y. Giants	

TEAM STATS	EAGLES	OPP
Total First Downs	**306**	**254**
Rushing	91	68
Passing	183	160
Penalty	32	26
3rd Down: Made/Att	94/200	62/175
3rd Down Pct.	47.0%	35.4%
4th Down: Made/Att	7/21	8/12
4th Down Pct.	33.3%	66.7%
Possession Avg.	**32:49**	**27:11**
Total Net Yards	**4941**	**4609**
Avg. Per Game	352.9	329.2
Total Plays	961	833
Avg. Per Play	5.1	5.5
Net Yards Rushing	**1700**	**1266**
Avg. Per Game	121.4	90.4
Total Rushes	393	317
Net Yards Passing	**3241**	**3343**
Avg. Per Game	231.5	238.8
Sacked/Yards Lost	35/214	36/227
Gross Yards	3455	3570
Attempts/Completions	533/337	480/295
Completion Pct.	63.2%	61.5%
Had Intercepted	8	10
Punts/Average	**60/47.1**	**74/45.2**
Net Punting Avg.	**42.9**	**41.5**
Penalties/Yards	**89/751**	**109/891**
Fumbles/Ball Lost	**29/15**	**15/7**
Touchdowns	**40**	**39**
Rushing	12	12
Passing	25	26
Returns	3	1

RUSHING	No.	Yds	Avg.	Lg.	TD
M.Sanders	150	687	4.6	65t	2
J.Howard	119	525	4.4	20	6
C.Wentz	53	206	3.9	19	1
B.Scott	39	179	4.6	25	2
D.Sproles	17	66	3.9	17	0
J.Ajayi	10	30	3.0	11	0
N.Agholor	2	7	3.5	16	0
A.Jeffery	1	2	2.0	2t	1
J.McCown	2	-2	-1.0	-1	0
Team	**393**	**1700**	**4.3**	**65t**	**12**
Opponents	**317**	**1266**	**4.0**	**58t**	**12**

RECEIVING	No.	Yds	Avg.	Lg.	TD
Z.Ertz	84	888	10.6	30	6
D.Goedert	45	451	10.0	28t	4
A.Jeffery	43	490	11.4	38	4
M.Sanders	42	433	10.3	45	3
N.Agholor	39	363	9.3	43	3
G.Ward	18	140	7.8	13	1
B.Scott	14	113	8.1	17	0
M.Hollins	10	125	12.5	20	0
J.Howard	10	69	6.9	20t	1
D.Jackson	9	159	17.7	53t	2
J.Arcega-Whiteside	8	130	16.3	30	1
D.Sproles	6	24	4.0	7	0
J.Perkins	5	37	7.4	13	0
J.Matthews	4	33	8.3	10	0
Team	**337**	**3455**	**10.3**	**53t**	**25**
Opponents	**295**	**3570**	**12.1**	**75t**	**26**

INTS.	No.	Yds	Avg.	Lg.	TD
N.Gerry	2	51	25.5	51t	1
R.McLeod	2	30	15.0	23	0
R.Darby	2	29	14.5	16	0
N.Bradham	1	22	22.0	22	0
A.Sendejo	1	15	15.0	15	0
S.Jones	1	1	1.0	1	0
J.Mills	1	0	0.0	0	0
A.Maddox	0	8	0.0	8	0
Team	**10**	**156**	**15.6**	**51t**	**1**
Opponents	**8**	**36**	**4.5**	**17**	**0**

SACKS

B.Graham 7.5, D.Barnett 4.5, V.Curry 4.0, F.Cox 3.5, J.Sweat 3.0, N.Gerry 2.5, M.Jenkins 2.5, H.Ridgeway 2.0, O.Scandrick 2.0, D.Hall 1.0, T.Jernigan 1.0, A.Sendejo 1.0, R.McLeod 1.0, G.Avery 0.5, **Team: 36.0, Opp: 35.0**

FUMBLES

Lost: C.Wentz 7, D.Goedert 2, C.Clement 2, N.Agholor 1, Z.Ertz 1, M.Sanders 1, B.Scott 1, **Total: 15**

Opp. Recoveries: B.Graham 2, N.Bradham 1, N.Gerry 1, K.Grugier-Hill 1, D. Riley 1, O.Scandrick 1, **Total: 7**

SCORE	Q1	Q2	Q3	Q4	OT	Pts.
Team	56	96	90	86	6	334
Opponents	72	120	54	82	0	328

SCORING	TD	Ru.	Rec.	Ret.	PAT	FG	2pt.	Saf.	Pts.
J.Elliott	0	0	0	0	29/31	19/21	0	--	86
J.Howard	7	6	1	0	---	---	0	--	42
Z.Ertz	6	0	6	0	---	---	1	--	38
M.Sanders	5	2	3	0	---	---	1	--	32
A.Jeffery	5	1	4	0	---	---	0	--	30
D.Goedert	4	0	4	0	---	---	0	--	24
N.Agholor	3	0	3	0	---	---	1	--	20
B.Scott	2	2	0	0	---	---	0	--	12
D.Jackson	2	0	2	0	---	---	0	--	12
O.Scandrick	1	0	0	1	---	---	0	--	6
N.Bradham	1	0	0	1	---	---	0	--	6
C.Wentz	1	1	0	0	---	---	0	--	6
N.Gerry	1	0	0	1	---	---	0	--	6
G.Ward	1	0	1	0	---	---	0	--	6
J.Arcega-Whiteside	1	0	1	0	---	---	0	--	6
D.Sproles	0	0	0	0	---	---	1	--	2
Team	**40**	**12**	**25**	**3**	**29/31**	**19/21**	**4**	**--**	**334**
Opponents	**39**	**12**	**26**	**1**	**33/35**	**19/23**	**2**	**--**	**328**

2-Pt. Conversions: Team 4/7, Opponents: 2/4

FIELD GOALS (Game-by-Game)

Elliott: (22G) (34G, 41G) (25G) () (28G) (53G, 40G) (38G) (37G) (28G, 28G, 38G) (42G) (28G) (48G, 43G, 49WL, 37G) (34G, 47WL) (25G)

Opps: (41G, 48G) (50G, 50WL) (25G, 33G, 46B) (30G, 31G) (55WR) (39G) (26G, 63G, 29G) (53WR) () (35G, 22G, 39G) (24G) (51G) (34G) (53G, 43G)

FIELD GOALS	1-19	20-29	30-39	40-49	50+
J.Elliott	0/0	7/7	6/6	5/7	1/1
Team	**0/0**	**7/7**	**6/6**	**5/7**	**1/1**
Opponents	**0/0**	**5/5**	**7/7**	**3/4**	**4/7**

PUNTING	No.	Yds	Avg.	Net	TB	In20	Lg.	Blk.
C.Johnston	60	2826	47.1	42.9	4	24	61	0
Team	**60**	**2826**	**47.1**	**42.9**	**4**	**24**	**61**	**0**
Opponents	**74**	**3346**	**45.2**	**41.5**	**6**	**30**	**72**	**0**

PUNT RET.	Ret.	FC	Yds	Avg.	Lg.	TD
D.Sproles	11	7	86	7.8	17	0
B.Scott	6	4	43	7.2	13	0
G.Ward	4	6	20	5.0	16	0
N.Agholor	2	0	7	3.5	4	0
C.Clement	1	0	0	0.0	0	0
Team	**24**	**17**	**156**	**6.5**	**17**	**0**
Opponents	**27**	**17**	**175**	**6.5**	**24**	**0**

KICK RET.	No.	Yds	Avg.	Lg.	TD
M.Sanders	14	314	22.4	67	0
B.Scott	7	162	23.1	29	0
C.Clement	3	73	24.3	26	0
D.Goedert	1	16	16.0	16	0
Team	**25**	**565**	**22.6**	**67**	**0**
Opponents	**20**	**487**	**24.4**	**100t**	**1**

PASSING	Att.	Cmp.	Yds.	Cmp.%	Yds./Att.	TD	TD%	Int.	Int.%	Lg.	Sack	Lost	Rat.
C.Wentz	527	334	3431	63.4	6.5	25	4.7	7	1.3	53t	35	214	92.3
J.McCown	5	3	24	60.0	4.8	0	0.0	0	0.0	13	0	0	72.1
J.Elliott	1	0	0	0.0	0.0	0	0.0	1	100.0	0	0	0	0.0
Team	**533**	**337**	**3455**	**63.2**	**6.5**	**25**	**4.7**	**8**	**1.5**	**53t**	**35**	**214**	**91.2**
Opponents	**480**	**295**	**3570**	**61.5**	**7.4**	**26**	**5.4**	**10**	**2.1**	**75t**	**36**	**227**	**93.7**

2019 DEFENSIVE STATS

DEFENSIVE STATISTICS

Player	Total	Solo	Asst.	TFL	Sacks	QBP&H	INT	PD	FF	FR
Jenkins	101	69	32	6	2.5	7	0	9	3	0
McLeod	97	64	33	1	1.0	2	2	8	1	0
Gerry	56	41	15	0	2.5	1	2	2	0	1
Graham	55	45	10	15	7.5	30	0	1	1	2
Maddox	52	43	9	2	0.0	2	0	9	0	0
Bradham	49	35	14	1	0.0	1	1	4	0	1
Darby	46	42	4	1	0.0	0	2	11	0	0
Cox	43	24	19	10	3.5	30	0	1	2	0
Mills	42	33	9	0	0.0	0	1	9	0	0
Barnett	37	24	13	8	4.5	28	0	0	2	0
Sendejo	36	27	9	2	1.0	2	1	4	0	0
Douglas	32	28	4	3	0.0	0	0	9	0	0
Curry	31	22	9	4	4.0	27	0	0	0	0
Brown	27	18	9	4	0.0	0	0	2	0	0
Grugier-Hill	23	15	8	4	0.0	1	0	0	0	1
Sweat	22	16	6	6	3.0	25	0	1	0	0
Jones	21	19	2	1	0.0	0	1	6	0	0
Edwards	15	10	5	0	0.0	0	0	0	0	0
Spence	11	7	4	0	0.0	2	0	0	0	0
Ridgeway	10	7	3	6	2.0	4	0	0	0	0
Jernigan	10	6	4	2	1.0	8	0	0	0	0
Scandrick	9	6	3	2	2.0	1	0	1	2	1
Rush	8	4	4	2	0.0	1	0	1	0	0
James	6	5	1	0	0.0	0	0	2	0	0
Riley	5	4	1	0	0.0	0	0	0	0	0
Huggins	5	1	4	0	0.0	1	0	0	0	0
Hall	4	4	0	1	1.0	2	0	0	0	0
Ford	3	1	2	0	0.0	0	0	0	0	0
Cyprien	2	2	0	0	0.0	0	0	0	0	0
Epps	2	2	0	0	0.0	1	0	0	0	0
Avery	2	1	1	1	0.5	0	0	0	0	0
Jackson	1	0	1	0	0.0	0	0	0	0	0
Hector	0	0	0	0	0.0	1	0	0	0	0
Totals	**863**	**625**	**238**	**82**	**36.0**	**177**	**10**	**80**	**11**	**6**

*Tackle totals already factor in sacks and TFLs; QBP&H = QB Pressures + Hits

TAKEAWAY LEADERS

INTERCEPTIONS		FUMBLE RECOVERIES		FORCED FUMBLES		ST TAKEAWAYS	
Ronald Darby	2	Brandon Graham	2	Malcolm Jenkins	3	Duke Riley (FR)	1
Nathan Gerry	2	Nigel Bradham	1	Derek Barnett	2		
Rodney McLeod	2	Nathan Gerry	1	Fletcher Cox	2		
Four Players Tied	1	Kamu Grugier-Hill	1	Orlando Scandrick	2		
		Orlando Scandrick	1				

DEFENSIVE STATISTIC LEADERS

SACKS		TACKLES FOR LOSS		QB PRESSURES & HITS		PASSES DEFENSED	
Brandon Graham	7.5	Brandon Graham	15	Fletcher Cox	30	Ronald Darby	11
Derek Barnett	4.5	Fletcher Cox	10	Brandon Graham	30	Rasul Douglas	9
Vinny Curry	4.0	Derek Barnett	8	Derek Barnett	28	Malcolm Jenkins	9
Fletcher Cox	3.5	Malcolm Jenkins	6	Vinny Curry	27	Avonte Maddox	9
Josh Sweat	3.0	Hassan Ridgeway	6	Josh Sweat	25	Jalen Mills	9
		Josh Sweat	6	Tim Jernigan	8	Rodney McLeod	8

INDIVIDUAL SINGLE-GAME BESTS

TACKLES	13 by **Maddox** at GB (9/26)
TACKLES FOR LOSS	Two Players tied with 3
	Graham vs. NYJ (10/6), **Grugier-Hill** vs. NE (11/17)
SACKS	3.0 by **Graham** vs. NYJ (10/6)
PASSES DEFENSED	Two Players tied with 3
	Darby at Atl. (9/15); **Douglas** vs. Det. (9/22)
INTERCEPTIONS	Seven Players tied with 1
	Bradham at GB (9/26); **Darby** at Atl. (9/15) & at Mia. (12/1); **Gerry** at Atl. (9/15) & vs. NYJ (10/6); **Jones** at Atl. (9/15); **McLeod** vs. NYJ (10/6) & vs. Sea. (11/24); **Mills** at Dal. (10/20); **Sendejo** at Min. (10/13)
FORCED FUMBLES	2 by **Scandrick** vs. NYJ (10/6)
FUMBLE RECOVERIES	Six Players tied with 1
	Bradham at Was. (12/15); **Gerry** vs. Sea. (11/24); **Graham** at GB (9/26) & at Buf. (10/27); **Grugier-Hill** at Min. (10/13); **Riley** vs. Chi. (11/3); **Scandrick** vs. NYJ (10/6)
ST TACKLES	3 by **James** vs. NE (11/17)

SPECIAL TEAMS TACKLES (73)

Craig James	11
T.J. Edwards	10
Duke Riley	7
Alex Singleton	7
Rudy Ford	5
Rick Lovato	5
Nathan Gerry	4
Andrew Sendejo	3
Johnathan Cyprien	2
L.J. Fort	2
Dallas Goedert	2
Cameron Johnston	2
Rodney McLeod	2
Josh Sweat	2
Genard Avery	1
Zach Brown	1
Corey Clement	1
Rasul Douglas	1
Marcus Epps	1
Kamu Grugier-Hill	1
Mack Hollins	1
Malcolm Jenkins	1
Greg Ward	1

2019 REGULAR SEASON STATS

RED ZONE

Team	Total	TD	FG	MFG	Dwn.	Fbl.	INT	Clk.	Pnt.	TD%	Score%
EAGLES	47	31	14	0	2	0	0	0	259	66.0	95.7
Opponents	39	24	11	0	1	1	2	0	200	61.5	89.7

GOAL-TO-GO

Team	Total	TD	FG	MFG	Dwn.	Fbl.	INT	Clk.	Pnt.	TD%	Score%
EAGLES	27	23	4	0	0	0	0	0	173	85.2	100.0
Opponents	20	14	4	0	1	0	1	0	111	70.0	90.0

EAGLES WEEKLY NFL RANKINGS

	OFFENSE			DEFENSE		
Week	Rush	Pass	Total	Rush	Pass	Total
Week 1	t-11th	11th	8th	2nd	28th	20th
Week 2	t-22nd	12th	14th	3rd	31st	22nd
Week 3	17th	12th	13th	2nd	29th	t-16th
Week 4	13th	20th	16th	4th	32nd	23rd
Week 5	18th	21st	24th	1st	27th	10th
Week 6	15th	16th	20th	2nd	29th	14th
Week 7	14th	20th	23rd	6th	27th	18th
Week 8	13th	21st	21st	8th	21st	14th
Week 9	12th	21st	18th	5th	18th	10th
Week 10	11th	21st	20th	4th	16th	8th
Week 11	11th	24th	23rd	4th	17th	9th
Week 12	13th	23rd	23rd	5th	12th	12th
Week 13	13th	18th	20th	4th	18th	14th
Week 14	13th	17th	17th	3rd	17th	11th
Week 15	11th	16th	t-15th	3rd	18th	11th

MOST FIRST DOWNS EARNED

Player	Rushing	Receiving	Total
Zach Ertz	--	48	48
Miles Sanders	24	16	40
Alshon Jeffery	1	36	37
Jordan Howard	28	3	31
Dallas Goedert	--	24	24
Carson Wentz	19	--	19
Nelson Agholor	1	17	18
Boston Scott	12	6	18
Greg Ward	--	10	10
Mack Hollins	--	7	7
DeSean Jackson	--	6	6
J.J. Arcega-Whiteside	--	5	5
Darren Sproles	3	1	4
Jay Ajayi	3	--	3
Joshua Perkins	--	3	3
Jordan Matthews	--	1	1

LONGEST DRIVES

	EAGLES	OPPONENTS
MOST PLAYS:	**19** vs. Was. (9/8) 19-74-8:55 Field Goal	**15 (2x)** last: at GB (9/26) 15-78-8:01 Field Goal
MOST YARDS:	**95** vs. NE (11/17) 16-95-9:33 Touchdown	**96** at Mia. (12/1) 9-96-3:36 Touchdown
MOST TIME:	**9:33** vs. NE (11/17) 16-95-9:33 Touchdown	**8:01** at GB (9/26) 15-78-8:01 Field Goal

LONGEST TOUCHDOWN DRIVES

	EAGLES	OPPONENTS
MOST PLAYS:	**16** vs. NE (11/17) 16-95-9:33	**15** vs. Was. (9/8) 15-75-3:04
MOST YARDS:	**95** vs. NE (11/17) 16-95-9:33	**96** at Mia. (12/1) 9-96-3:36
MOST TIME:	**9:33** vs. NE (11/17) 16-95-9:33	**7:17** at Min. (10/13) 13-75-7:17

REPLAY CHALLENGES

	Challenges	Overturned
EAGLES	5	1
OPPONENTS	7	3

GAME-BY-GAME TEAM STATS

OFFENSE		First Downs				3rd Down			4th Dn.		Time	Total Net Yds			Rushing			Passing								Punting			Penalty		Fumble		Red Zone			TDs		
		Total	Rush	Pass	Pen	Conv	Att	Pct	Conv	Att	Poss	Plays	Yards	Avg	Att	Yards	Avg	Net	Sacks	Yards	Gross	Att	Comp	Pct	INT	No	Avg	Net	No	Yards	No	Lost	No	TD	FG	Rush	Pass	Ret
9/8	Was	22	9	13	0	11	17	.647	1	2	34:27	71	436	6.1	31	123	4.0	313	1	0	313	39	28	.718	0	3	51.3	47.7	6	55	0	0	3	2	1	1	3	0
9/15	at Atl	18	5	11	2	9	18	.500	2	3	32:54	72	286	4.0	21	49	2.3	237	3	18	255	48	28	.583	2	4	52.3	49.3	7	60	1	1	5	2	2	1	1	0
9/22	Det	22	6	11	5	7	13	.538	0	2	32:18	69	373	5.4	30	127	4.2	246	3	13	259	36	19	.528	0	3	48.0	40.0	4	30	0	0	4	3	1	1	2	0
9/26	at GB	24	10	12	2	5	9	.556	0	0	27:39	60	336	5.6	33	176	5.3	160	0	0	160	27	16	.593	0	4	41.8	41.8	9	93	0	0	4	4	0	2	3	0
10/6	NYJ	17	5	9	3	5	13	.385	0	2	30:52	59	265	4.5	29	84	2.9	181	1	8	189	29	17	.586	0	5	46.8	44.4	9	76	3	1	3	2	1	1	1	2
10/13	at Min	19	3	15	1	4	12	.333	1	3	27:56	65	400	6.2	22	108	4.9	292	2	14	306	41	26	.634	2	3	43.7	41.7	7	49	1	1	1	1	0	0	2	0
10/20	at Dal	16	5	9	2	3	9	.333	1	2	27:38	57	283	5.0	28	115	4.1	168	3	23	191	26	16	.615	1	3	50.7	46.7	5	40	3	3	2	0	1	0	1	0
10/27	at Buf	21	10	10	1	8	15	.533	0	2	35:57	68	371	5.5	41	218	5.3	153	3	19	172	24	17	.708	0	4	46.0	36.0	4	44	2	1	4	3	1	3	1	0
11/3	Chi	26	7	16	3	8	18	.444	1	1	40:18	78	373	4.8	35	146	4.2	227	4	12	239	39	26	.667	0	5	49.0	41.8	8	75	1	0	4	2	2	1	1	0
11/17	NE	21	5	11	5	3	13	.231	0	1	31:35	66	255	3.9	21	81	3.9	174	5	40	214	40	20	.500	0	8	48.4	43.0	7	39	3	1	2	1	1	0	1	0
11/24	Sea	23	5	16	2	4	12	.333	0	1	31:55	71	344	4.8	23	106	4.6	238	3	18	256	45	33	.733	2	4	41.0	36.0	2	15	4	3	2	1	1	0	1	0
12/1	at Mia	23	3	19	1	7	14	.500	0	0	28:42	67	386	5.8	19	92	5.8	294	2	16	310	46	28	.609	1	3	42.7	42.7	10	91	1	0	4	3	1	0	3	0
12/9	NYG	27	9	16	2	9	21	.429	1	2	42:51	85	418	4.9	32	118	3.7	300	3	25	325	50	33	.660	0	8	48.4	44.5	4	30	2	1	4	3	1	1	2	0
12/15	at Was	27	9	15	3	11	16	.688	0	0	36:57	73	415	5.7	28	157	5.6	258	2	8	266	43	30	.698	0	3	46.7	44.0	7	54	4	1	5	4	1	1	3	1
12/22	Dal																																					
12/29	at NYG																																					
	Totals	306	91	183	32	94	200	.470	7	21	32:49	961	4,941	5.1	393	1,700	4.3	3,241	35	214	3,455	533	337	.632	8	60	47.1	42.9	89	751	25	13	47	31	14	12	25	3
													352.9			121.4					231.5																	

DEFENSE		First Downs				3rd Down			4th Dn.		Time	Total Net Yds			Rushing			Passing								Punting			Penalty		Fumble		Red Zone			TDs		
		Total	Rush	Pass	Pen	Conv	Att	Pct	Conv	Att	Poss	Plays	Yards	Avg	Att	Yards	Avg	Net	Sacks	Yards	Gross	Att	Comp	Pct	INT	No	Avg	Net	No	Yards	No	Lost	No	TD	FG	Rush	Pass	Ret
9/8	Was	15	0	15	0	5	13	.385	2	2	25:33	58	398	6.9	13	28	2.2	370	1	10	380	44	30	.682	0	5	54.4	45.2	12	96	0	0	2	1	1	0	3	0
9/15	at Atl	19	3	15	1	3	10	.300	1	1	27:06	61	367	6.0	17	57	3.4	310	1	10	320	43	27	.623	3	3	39.3	36.7	10	58	1	0	2	1	0	0	3	0
9/22	Det	16	5	11	0	6	14	.429	0	0	27:42	60	287	4.8	28	86	3.1	201	0	0	201	32	18	.563	0	5	45.2	36.8	9	61	0	0	4	2	2	1	1	1
9/26	at GB	31	4	19	8	6	11	.545	0	1	32:21	74	491	6.6	20	77	3.9	414	1	8	422	53	34	.642	1	2	41.5	41.5	5	50	1	1	7	3	2	1	2	0
10/6	NYJ	9	3	5	1	3	14	.214	0	1	29:08	55	128	2.3	19	67	3.5	61	10	59	120	26	15	.577	2	8	50.9	46.5	9	52	2	1	1	1	0	1	0	0
10/13	at Min	26	8	14	4	2	10	.200	1	1	32:04	65	447	6.9	35	122	3.5	325	1	8	333	29	22	.759	1	3	41.0	35.7	4	30	1	1	4	3	0	1	4	0
10/20	at Dal	23	10	12	1	8	14	.571	1	1	32:22	66	402	6.1	36	189	5.3	213	3	26	239	27	21	.778	1	3	42.3	39.7	6	65	1	0	5	3	2	3	1	0
10/27	at Buf	16	5	9	2	6	15	.400	0	2	24:03	58	253	4.4	20	98	4.9	155	4	14	169	34	16	.471	0	6	42.8	38.5	8	57	3	1	1	1	0	0	2	0
11/3	Chi	10	6	3	1	2	10	.200	0	0	19:42	42	164	3.9	18	62	3.4	102	3	23	125	21	10	.476	0	8	46.5	43.8	9	70	1	1	2	2	0	2	0	0
11/17	NE	19	4	14	1	5	16	.313	0	0	28:25	71	298	4.2	22	74	3.4	224	1	7	231	48	27	.563	0	8	47.6	46.0	6	89	0	0	3	1	2	0	1	0
11/24	Sea	14	5	8	1	5	14	.357	0	0	28:05	57	348	6.1	26	174	6.7	174	6	26	200	25	13	.520	1	7	39.0	36.6	12	90	2	1	1	0	1	1	1	0
12/1	at Mia	26	3	19	4	5	12	.417	3	3	31:18	63	409	6.5	20	58	2.9	351	3	15	366	40	28	.700	1	3	32.0	32.0	7	59	0	0	4	4	0	1	4	0
12/9	NYG	11	5	6	0	2	12	.167	0	0	21:59	52	255	4.9	20	73	3.7	182	2	21	203	30	15	.500	0	9	46.1	43.6	7	54	2	0	1	0	1	0	2	0
12/15	at Was	19	7	10	2	4	10	.400	0	0	23:03	51	362	7.1	23	101	4.4	261	0	0	261	28	19	.679	0	4	49.0	44.0	5	60	1	1	2	2	0	1	2	0
12/22	Dal																																					
12/29	at NYG																																					
	Totals	254	68	160	26	62	175	.354	8	12	27:11	833	4,609	5.5	317	1,266	4.0	3,343	36	227	3,570	480	295	.615	10	74	45.0	41.3	109	891	15	7	39	24	11	12	26	1
													329.2			90.4					238.8																	

2019 GAME-BY-GAME STATS

EAGLES INDIVIDUAL LEADERS

Date	Opp	Pass Yds.	Rushing Yds.	Receptions	Receiving Yds.	Touchdowns	Sacks	Tackles
9/8	vs. Was	C.Wentz - 313	D.Sproles - 47	D.Jackson - 8	D.Jackson - 154	2 Players - 2	T.Jernigan - 1.0	N.Bradham - 9
9/15	at Atl	C.Wentz - 231	M.Sanders - 28	2 Players - 8	N.Agholor - 107	2 Players - 1	A.Sendejo - 1.0	R.McLeod - 8
9/22	vs. Det	C.Wentz - 259	M.Sanders - 53	N.Agholor - 8	M.Sanders - 73	N.Agholor - 2	NONE	M.Jenkins - 8
9/26	at GB	C.Wentz - 160	J.Howard - 87	Z.Ertz - 7	Z.Ertz - 65	J.Howard - 3	D.Barnett - 1.0	A.Maddox - 13
10/6	vs. NYJ	C.Wentz - 189	J.Howard - 62	A.Jeffery - 6	Z.Ertz - 57	4 Players - 1	B.Graham - 3.0	R.McLeod - 7
10/13	at Min	C.Wentz - 306	J.Howard - 49	A.Jeffery - 10	M.Sanders - 86	2 Players - 1	B.Graham - 1.0	M.Jenkins - 11
10/20	at Dal	C.Wentz - 191	J.Howard - 50	D.Goedert - 4	D.Goedert - 69	D.Goedert - 1	3 Players - 1.0	J.Mills - 11
10/27	at Buf	C.Wentz - 172	J.Howard - 96	2 Players - 4	A.Jeffery - 64	4 Players - 1	F.Cox - 1.5	M.Jenkins - 8
11/3	vs. Chi	C.Wentz - 239	J.Howard - 82	Z.Ertz - 9	Z.Ertz - 103	2 Players - 1	2 Players - 1.0	R.McLeod - 8
11/17	vs. NE	C.Wentz - 214	M.Sanders - 38	Z.Ertz - 9	Z.Ertz - 94	D.Goedert - 1	N.Gerry - 1.0	R.McLeod - 10
11/24	vs. Sea	C.Wentz - 256	M.Sanders - 63	Z.Ertz - 12	Z.Ertz - 91	Z.Ertz - 1	M.Jenkins - 2.0	3 Players - 8
12/1	at Mia	C.Wentz - 310	M.Sanders - 83	A.Jeffery - 9	A.Jeffery - 137	3 Players - 1	2 Players - 1.0	M.Jenkins - 11
12/9	vs. NYG	C.Wentz - 325	B.Scott - 59	Z.Ertz - 9	Z.Ertz - 91	Z.Ertz - 2	V.Curry - 2.0	2 Players - 6
12/15	at Was	C.Wentz - 266	M.Sanders - 122	2 Players - 7	2 Players - 61	M.Sanders - 2	NONE	R.McLeod - 7

OPPONENT INDIVIDUAL LEADERS

Date	Opp	Pass Yds.	Rushing Yds.	Receptions	Receiving Yds.	Touchdowns	Sacks	Tackles
9/8	vs. Was	C.Keenum - 380	D.Guice - 18	C.Thompson - 7	T.McLaurin - 125	3 Players - 1	C.McKinzy - 1.0	Q.Dunbar - 9
9/15	at Atl	M.Ryan - 320	I.Smith - 32	C.Ridley - 8	J.Jones - 106	J.Jones - 2	3 Players - 1.0	K.Neal - 9
9/22	vs. Det	M.Stafford - 201	J.McKissic - 44	M.Jones - 6	M.Jones - 101	3 Players - 1	3 Players - 1.0	T.Flowers - 8
9/26	at GB	A.Rodgers - 422	A.Rodgers - 46	D.Adams - 10	D.Adams - 180	3 Players - 1	D.Barnett - 1.0	B.Martinez - 15
10/6	vs. NYJ	L.Falk - 120	L.Bell - 43	L.Bell - 7	D.Thomas - 47	V.Smith - 1	S.McLendon - 1.0	N.Hewitt - 10
10/13	at Min	K.Cousins - 333	A.Mattison - 63	S.Diggs - 7	S.Diggs - 167	S.Diggs - 3	D.Hunter - 1.0	2 Players - 10
10/20	at Dal	D.Prescott - 239	E.Elliott - 111	E.Elliott - 6	A.Cooper - 106	4 Players - 1	3 Players - 1.0	2 Players - 7
10/27	at Buf	J.Allen - 169	J.Allen - 45	J.Brown - 5	J.Brown - 54	2 Players - 1	3 Players - 1.0	M.Milano - 13
11/3	vs. Chi	M.Trubisky - 125	D.Montgomery - 40	2 Players - 3	T.Gabriel - 69	D.Montgomery - 2	4 Players - 1.0	2 Players - 10
11/17	vs. NE	T.Brady - 216	S.Michel - 33	J.Edelman - 5	J.Edelman - 53	P.Dorsett - 1	5 Players - 1.0	2 Players - 7
11/24	vs. Sea	R.Wilson - 200	R.Penny - 129	C.Carson - 4	T.Lockett - 38	2 Players - 1	E.Ansah - 1.5	K.Wright - 12
12/1	at Mia	R.Fitzpatrick - 365	A.Wilson - 31	D.Parker - 7	D.Parker - 159	D.Parker - 2	2 Players - 1.0	2 Players - 7
12/9	vs. NYG	E.Manning - 203	S.Barkley - 66	D.Slayton - 5	D.Slayton - 154	D.Slayton - 2	O.Ximines - 2.0	A.Bethea - 13
12/15	at Was	D.Haskins - 261	A.Peterson - 66	2 Players - 5	T.McLaurin - 130	3 Players - 1	R.Anderson - 2.0	D.Johnson - 10

2019 DRIVE EFFICIENCY

EAGLES GAME-BY-GAME DRIVES

				Drives Ended By...											
Date	Opponent	Quarterback	Drives	TD	FG	MFG	Punt	Down	INT	FUM	Safety	Clock	Points Yielded	Points Per Drive	Drive Efficiency
9/8	vs. Was	Wentz	10	4	1	0	3	1	0	0	0	1	32	3.20	50.0
9/15	at Atl	Wentz	11	2	1	0	4	1	2	0	0	0	17	1.55	27.3
		McCown	1	0	1	0	0	0	0	0	0	0	3	3.00	100.0
		TOTAL at Atl	**12**	**2**	**2**	**0**	**4**	**1**	**2**	**0**	**0**	**0**	**20**	**1.67**	**33.3**
9/22	vs. Det	Wentz	12	3	1	0	3	2	0	2	0	1	24	2.00	33.3
9/26	at GB	Wentz	11	5	0	0	4	0	0	0	0	2	34	3.09	45.5
10/6	vs. NYJ	Wentz	9	2	1	0	4	2	0	0	0	0	14	1.56	33.3
		McCown	2	0	0	0	1	0	0	0	0	1	0	0.00	00.0
		TOTAL vs. NYJ	**11**	**2**	**1**	**0**	**5**	**2**	**0**	**0**	**0**	**1**	**14**	**1.27**	**27.3**
10/13	at Min	Wentz	11	2	2	0	3	1	2	1	0	0	20	1.82	36.4
		McCown	1	0	0	0	0	0	0	0	0	1	0	0.00	00.0
		TOTAL at Min	**12**	**2**	**2**	**0**	**3**	**1**	**2**	**1**	**0**	**1**	**20**	**1.67**	**33.3**
10/20	at Dal	Wentz	11	1	1	0	3	1	1	3	0	1	10	0.91	18.2
10/27	at Buf	Wentz	11	4	1	0	4	2	0	0	0	0	31	2.82	45.5
11/3	vs. Chi	Wentz	12	2	3	0	5	0	0	0	0	2	22	1.83	41.7
11/17	vs. NE	Wentz	13	1	1	0	8	1	0	1	0	1	10	0.77	15.4
11/24	vs. Sea	Wentz	13	1	1	0	4	1	2	3	0	1	9	0.69	15.4
12/1	at Mia	Wentz	11	3	3	1	3	0	1	0	0	0	31	2.82	54.6
12/9	vs. NYG	Wentz	14	3	1	1	8	0	0	1	0	0	23	1.64	28.6
12/15	at Was	Wentz	10	4	1	0	3	0	0	1	0	1	31	3.10	50.0
SEASON TOTALS															
		Wentz	159	37	18	2	59	12	8	12	0	10	308	1.94	34.6
		McCown	4	0	1	0	1	0	0	0	0	2	3	1.00	25.0
		TEAM	**163**	**37**	**19**	**2**	**60**	**12**	**8**	**12**	**0**	**12**	**311**	**1.91**	**34.4**

OPPONENTS GAME-BY-GAME DRIVES

				Drives Ended By...											
Date	Opponent	Quarterback	Drives	TD	FG	MFG	Punt	Down	INT	FUM	Safety	Clock	Points Yielded	Points Per Drive	Drive Efficiency
9/8	vs. Was	Keenum	10	3	2	0	5	0	0	0	0	0	27	2.70	50.0
9/15	at Atl	Ryan	12	3	1	1	3	0	3	0	0	1	24	2.00	33.3
9/22	vs. Det	Stafford	11	2	2	1	4	0	0	0	0	1	27	2.46	36.4
9/26	at GB	Rodgers	10	3	2	0	2	1	1	1	0	0	27	2.70	50.0
10/6	vs. NYJ	Falk	13	1	0	1	7	0	2	1	0	1	6	0.46	7.7
		Fales	1	0	0	0	1	0	0	0	0	0	0	0.00	0.0
		TOTAL vs. NYJ	**14**	**1**	**0**	**1**	**8**	**0**	**2**	**1**	**0**	**1**	**6**	**0.43**	**7.1**
10/13	at Min	Cousins	12	5	1	0	3	0	1	1	0	1	38	3.17	50.0
10/20	at Dal	Prescott	11	4	3	0	3	0	1	0	0	0	37	3.36	63.6
10/27	at Buf	Allen	13	2	0	1	6	2	0	1	0	1	13	1.00	15.4
11/3	vs. Chi	Trubisky	10	2	0	0	8	0	0	0	0	0	14	1.40	20.0
11/17	vs. NE	Brady	13	1	3	0	8	0	0	0	0	1	17	1.31	30.8
11/24	vs. Sea	Wilson	13	2	1	0	7	0	1	1	0	1	17	1.31	23.1
12/1	at Mia	Fitzpatrick	11	5	1	0	3	0	1	0	0	1	37	3.36	54.6
12/9	vs. NYG	Manning	13	2	1	0	9	0	0	0	0	1	17	1.31	23.1
12/151	at Was	Haskins	10	3	2	0	4	0	0	1	0	0	27	2.70	50.0
		OPPONENTS	**163**	**38**	**19**	**4**	**73**	**3**	**10**	**6**	**0**	**9**	**328**	**2.01**	**35.0**

2019 3RD DOWN EFFICIENCY

EAGLES THIRD-AND...

Date	Opponent	1	2	3	4	5	6	7	8	9	10+	Total
9/8	vs. Was	3-4	0-0	1-1	1-1	1-2	0-0	1-2	0-0	1-1	3-6	11-17
9/15	at Atl	3-3	1-1	1-1	1-1	0-1	2-3	0-1	0-2	1-1	0-4	9-18
9/22	vs. Det	0-0	2-2	1-1	0-0	1-1	1-3	1-2	1-2	0-0	0-2	7-13
9/26	at GB	2-2	1-1	1-1	0-0	0-1	0-1	0-0	0-0	0-1	1-2	5-9
10/6	vs. NYJ	2-3	0-0	0-0	1-1	2-3	0-0	0-2	0-0	0-0	0-4	5-13
10/13	at Min	2-2	1-4	1-1	0-1	0-1	0-0	0-0	0-0	0-1	0-2	4-12
10/20	at Dal	1-1	0-0	0-0	2-4	0-0	0-0	0-2	0-0	0-0	0-2	3-9
10/27	at Buf	1-1	2-2	0-0	0-2	1-2	1-3	1-1	1-1	0-0	1-3	8-15
11/3	vs. Chi	2-3	1-3	2-3	0-1	0-2	1-1	0-0	0-0	1-1	1-4	8-18
11/17	vs. NE	0-0	1-2	0-0	0-0	1-2	0-0	0-0	0-3	0-1	1-5	3-13
11/24	vs. Sea	1-2	1-1	0-1	0-1	1-2	0-0	0-1	1-1	0-1	0-2	4-12
12/1	at Mia	0-0	1-2	2-2	0-1	1-2	1-1	1-3	0-0	0-0	1-3	7-14
12/9	vs. NYG	2-3	3-3	1-2	1-2	1-3	0-0	1-1	0-0	0-1	0-6	9-21
12/15	at Was	1-1	2-3	2-3	0-0	2-2	0-0	2-4	0-0	1-1	1-2	11-16
Totals:		**20-25**	**16-24**	**12-16**	**6-15**	**11-24**	**6-12**	**7-19**	**3-9**	**4-9**	**9-47**	**94-200**
		80.0	**66.7**	**75.0**	**40.0**	**45.8**	**50.0**	**36.8**	**33.3**	**44.4**	**19.1**	**47.0**

OPPONENTS THIRD-AND...

Date	Opponent	1	2	3	4	5	6	7	8	9	10+	Total
9/8	vs. Was	0-0	1-1	1-2	1-1	0-0	0-1	1-3	1-1	0-0	0-4	5-13
9/15	at Atl	0-0	0-0	0-1	0-0	1-1	2-2	0-0	0-0	0-3	0-3	3-10
9/22	vs. Det	3-3	0-0	0-0	1-1	0-0	0-0	0-1	0-2	0-0	2-7	6-14
9/26	at GB	0-1	0-1	0-1	0-0	0-0	2-2	2-4	1-1	0-0	1-1	6-11
10/6	vs. NYJ	2-3	0-0	1-2	0-1	0-0	0-1	0-1	0-1	0-1	0-4	3-14
10/13	at Min	0-0	1-1	0-0	0-1	0-0	0-1	0-1	0-2	0-0	1-4	2-10
10/20	at Dal	1-2	2-2	0-1	1-1	0-1	2-2	0-0	1-2	0-0	1-3	8-14
10/27	at Buf	0-1	0-1	0-0	0-1	1-2	0-2	0-0	2-3	0-0	3-5	6-15
11/3	vs. Chi	1-1	0-0	0-0	0-1	0-0	0-1	0-0	1-2	0-2	0-3	2-10
11/17	vs. NE	1-1	0-0	0-0	0-1	0-2	1-2	1-4	0-0	0-1	2-5	5-16
11/24	vs. Sea	1-1	1-1	0-0	0-0	0-0	1-2	1-1	0-1	0-0	1-8	5-14
12/1	at Mia	0-2	1-1	0-1	0-0	0-0	1-1	1-1	0-0	0-2	2-4	5-12
12/9	vs. NYG	0-0	0-0	0-1	0-1	0-2	0-0	0-1	1-1	0-1	1-5	2-12
12/15	at Was	2-2	0-0	0-0	1-2	1-2	0-2	0-0	0-0	0-0	0-2	4-10
Totals:		**11-17**	**6-8**	**2-9**	**4-11**	**3-10**	**9-19**	**6-17**	**7-16**	**0-10**	**14-58**	**62-175**
		64.7	**75.0**	**22.2**	**36.4**	**30.0**	**47.4**	**35.3**	**43.8**	**0.0**	**24.1**	**35.4**

2019 TURNOVER BREAKDOWN

TAKEAWAYS

Date	Opponent	Turnover	Starting L.O.S.	Point of Turnover	Resulting L.O.S	Quarter	Result (Points)
9/8	vs. Was	NONE					
9/15	at Atl	S.Jones INT (M.Ryan)	ATL 25	ATL 42	ATL 41	2	Field Goal (3)
		R.Darby INT (M.Ryan)	ATL 10	ATL 40	ATL 27	3	Touchdown (6)
		***(TB)** - N.Gerry INT (M.Ryan)	PHI 8	End Zone	PHI 10	3	Punt (0)
9/22	vs. Det	NONE					
9/26	at GB	B.Graham FR (D.Barnett FF of A.Rodgers)	GB 29	GB 21	GB 17	2	Touchdown (7)
		***N.Bradham INT (A.Rodgers)	PHI 3	End Zone	PHI 21	4	Clock (0)
10/6	vs. NYJ	**+**N.Gerry INT (L.Falk)	PHI 47	PHI 49	---	1	Touchdown (7)
		R.McLeod INT (L.Falk)	NYJ 45	PHI 35	NYJ 42	2	Touchdown (7)
		+O.Scandrick FR (O.Scandrick FF of L.Falk)	PHI 47	NYJ 44	---	4	Touchdown (7)
10/13	at Min	A.Sendejo INT (K.Cousins)	MIN 44	PHI 33	PHI 48	2	Interception (0)
		***K.Grugier-Hill FR (M.Jenkins FF of A.Mattison)	PHI 13	PHI 5	PHI 34	4	Clock (0)
10/20	at Dal	***(TB)** - J.Mills INT (D.Prescott)	PHI 37	End Zone	PHI 20	4	Fumble (0)
10/27	at Buf	B.Graham FR (B.Graham FF of J.Allen)	BUF 28	BUF 24	BUF 24	2	Touchdown (8)
11/3	vs. Chi	**(ST)** - D.Riley FR (Muffed KR by A.Shaheen)	---	CHI 26	CHI 26	4	Clock (0)
11/17	vs. NE	NONE					
11/24	vs. Sea	R.McLeod INT, lateral to A.Maddox (R.Wilson)	PHI 47	PHI 18	PHI 33	3	Punt (0)
		N.Gerry FR (R.Wilson Aborted Snap)	SEA 35	SEA 31	SEA 31	4	Downs (0)
12/1	at Mia	R.Darby INT (R.Fitzpatrick)	MIA 25	MIA 34	MIA 18	1	Touchdown (7)
12/9	vs. NYG	NONE					
12/15	at Was	**+**N.Bradham FR (D.Haskins Aborted)	PHI 42	WAS 47	---	4	Touchdown (6)

Totals: 17 takeaways resulting in 58 points

L.O.S. - Line of scrimmage, ***** - Red zone play, **+** - Touchdown return, **(ST)** - Special teams play, **(TB)** - Touchback, **(OFF)** - Offensive Recovery

2019 TURNOVER BREAKDOWN

GIVEAWAYS

Date	Opponent	Turnover	Starting L.O.S.	Point of Turnover	Resulting L.O.S	Quarter	Result (Points)
9/8	vs. Was	NONE					
9/15	at Atl	C.Wentz INT (D.Trufant)	ATL 45	ATL 9	ATL 9	1	Punt (0)
		C.Wentz INT (D.Trufant)	PHI 40	ATL 35	ATL 35	2	Touchdown (7)
		(ST) - C.Clement FUM (K.Sheffield FF, S.Neasman FR)	---	PHI 31	PHI 33	3	Touchdown (7)
9/22	vs. Det	M.Sanders FUM (J.Davis FF, A.Robinson FR)	PHI 45	PHI 49	PHI 49	2	Field Goal (3)
		N.Agholor FUM (D.Slay FR)	DET 45	DET 40	PHI 22	2	Field Goal (3)
9/26	at GB	NONE					
10/6	vs. NYJ	**(ST)** - C.Clement FUM (Muffed Punt, T.Cannon FR)	NYJ 28	PHI 20	PHI 19	4	Touchdown (6)
10/13	at Min	J.Elliott INT (E.Griffen)	MIN 21	MIN 15	MIN 32	2	Clock (0)
		Z.Ertz FUM (E.Kendricks FF, A.Barr FR)	50	MIN 30	MIN 49	4	Punt (0)
		C.Wentz INT (Mac. Alexander)	PHI 8	PHI 31	PHI 31	4	Fumble (0)
10/20	at Dal	D.Goedert FUM (J.Smith FF, M.Collins FR)	PHI 35	PHI 45	PHI 45	1	Touchdown (7)
		C.Wentz FUM (D.Lawrence FF, A.Woods FR)	PHI 16	PHI 14	PHI 14	1	Touchdown (7)
		C.Wentz INT (X.Woods)	PHI 39	PHI 48	PHI 39	4	Interception (0)
		C.Wentz FUM (Aborted Snap, K.Hyder FR)	PHI 20	PHI 16	PHI 16	4	Touchdown (7)
10/27	at Buf	**(ST)** - B.Scott FUM (S.Neal FF, J.Stanford FR)	BUF 31	PHI 43	PHI 43	3	Downs (0)
11/3	vs. Chi	NONE					
11/17	vs. NE	C.Wentz FUM (D.Shelton FF, L.Guy FR)	PHI 32	PHI 22	PHI 22	2	Field Goal (3)
11/24	vs. Sea	C.Wentz FUM (R.Green FF, A.Woods FR)	PHI 49	PHI 46	PHI 46	1	Punt (0)
		C.Wentz INT (B.McDougald)	SEA 33	SEA 17	SEA 17	2	Field Goal (3)
		C.Wentz FUM (Aborted Snap, Q.Jefferson FR)	SEA 38	SEA 48	PHI 32	3	Interception (0)
		D.Goedert FUM (Q.Diggs FF, Q.Diggs FR)	SEA 46	SEA 32	SEA 32	4	Fumble (0)
		C.Wentz INT (T.Flowers)	PHI 44	SEA 32	SEA 32	4	Punt (0)
12/1	at Mia	C.Wentz INT (C.Lammons)	MIA 49	End Zone	---	4	Clock (0)
12/9	vs. NYG	C.Wentz FUM (D.Tomlinson FF, D.Mayo FR)	PHI 43	PHI 43	PHI 43	1	Punt (0)
12/15	at Was	C.Wentz FUM (R.Anderson FF, Jon.Allen FR)	PHI 33	PHI 34	PHI 34	4	Field Goal (3)

Totals: 23 giveaways resulting in 56 points

L.O.S. - Line of scrimmage, ***** - Red zone play, **+** - Touchdown return, **(ST)** - Special teams play, **(TB)** - Touchback, **(OFF)** - Offensive Recovery

2019 PLAYS OF 20+ YARDS

EAGLES VS. REDSKINS (9/8) -- 20+ YARD PLAYS

EAGLES: 3 pass, 0 rush

Description	Run	Pass
Carson Wentz to DeSean Jackson		53T
Carson Wentz to DeSean Jackson		51T
Carson Wentz to Zach Ertz		26

REDSKINS: 4 pass, 0 rush

Description	Run	Pass
Case Keenum to Terry McLaurin		69T
Case Keenum to Vernon Davis		48T
Case Keenum to Terry McLaurin		22
Case Keenum to Kelvin Harmon		21

EAGLES AT FALCONS (9/15) -- 20+ YARD PLAYS

EAGLES: 1 pass, 0 rush

Description	Run	Pass
Carson Wentz to Nelson Agholor		43

FALCONS: 4 pass, 1 rush

Description	Run	Pass
Matt Ryan to Julio Jones		54T
Matt Ryan to Calvin Ridley		34T
Matt Ryan to Devonta Freeman		28
Ito Smith run	28	
Matt Ryan to Julio Jones		27

EAGLES VS. LIONS (9/22) -- 20+ YARD PLAYS

EAGLES: 6 pass, 0 rush

Description	Run	Pass
Carson Wentz to Miles Sanders		40
Carson Wentz to Miles Sanders		33
Carson Wentz to Zach Ertz		23
Carson Wentz to Zach Ertz		23
Carson Wentz to Mack Hollins		20
Carson Wentz to Nelson Agholor		20T

LIONS: 3 pass, 1 rush

Description	Run	Pass
J.D. McKissic run	44	
Matthew Stafford to Marvin Jones		27
Matthew Stafford to Danny Amendola		22
Matthew Stafford to Marvin Jones		20

EAGLES AT PACKERS (9/26) -- 20+ YARD PLAYS

EAGLES: 1 pass, 1 rush

Description	Run	Pass
Miles Sanders run	30	
Carson Wentz to Jordan Howard		20T

PACKERS: 4 pass, 0 rush

Description	Run	Pass
Aaron Rodgers to Davante Adams		58
Aaron Rodgers to Davante Adams		40
Aaron Rodgers to Geronimo Allison		31
Aaron Rodgers to Marquez Valdes-Scantling		26

EAGLES VS. JETS (10/6) -- 20+ YARD PLAYS

EAGLES: 3 pass, 0 rush

Description	Run	Pass
Carson Wentz to Miles Sanders		36
Carson Wentz to Zach Ertz		21
Carson Wentz to Nelson Agholor		20

JETS: 0 pass, 0 rush

Description	Run	Pass
NONE		

EAGLES AT VIKINGS (10/13) -- 20+ YARD PLAYS

EAGLES: 5 pass, 0 rush

Description	Run	Pass
Carson Wentz to Miles Sanders		45
Carson Wentz to Miles Sanders		32T
Carson Wentz to Alshon Jeffery		26
Carson Wentz to Alshon Jeffery		23
Carson Wentz to Nelson Agholor		23

VIKINGS: 4 pass, 1 rush

Description	Run	Pass
Kirk Cousins to Stefon Diggs		62T
Kirk Cousins to Stefon Diggs		51T
Alexander Mattison run	35	
Kirk Cousins to Irv Smith Jr.		29
Kirk Cousins to Adam Thielen		20

EAGLES AT COWBOYS (10/20) -- 20+ YARD PLAYS

EAGLES: 4 pass, 0 rush

Description	Run	Pass
Carson Wentz to Alshon Jeffery		30
Carson Wentz to Dallas Goedert		28T
Carson Wentz to Zach Ertz		24
Carson Wentz to Dallas Goedert		21

COWBOYS: 2 pass, 1 rush

Description	Run	Pass
Dak Prescott to Amari Cooper		44
Dak Prescott to Amari Cooper		28
Tavon Austin run	20T	

EAGLES AT BILLS (10/27) -- 20+ YARD PLAYS

EAGLES: 2 pass, 2 rush

Description	Run	Pass
Miles Sanders run	65T	
Carson Wentz to Alshon Jeffery		38
Carson Wentz to Miles Sanders		25
Jordan Howard run	20	

BILLS: 4 pass, 1 rush

Description	Run	Pass
Josh Allen to Devin Singletary		28T
Josh Allen to John Brown		24
Josh Allen run	22	
Josh Allen to Coley Beasley		21
Josh Allen to Tyler Kroft		20

2019 PLAYS OF 20+ YARDS

EAGLES VS. BEARS (11/3) -- 20+ YARD PLAYS

EAGLES: 1 pass, 0 rush

Description	Run	Pass
Carson Wentz to Zach Ertz		25T

BEARS: 2 pass, 0 rush

Description	Run	Pass
Mitchell Trubisky to Taylor Gabriel		53
Mitchell Trubisky to David Montgomery		30

EAGLES VS. PATRIOTS (11/17) -- 20+ YARD PLAYS

EAGLES: 4 pass, 0 rush

Description	Run	Pass
Carson Wentz to J.J. Arcega-Whiteside		29
Carson Wentz to Zach Ertz		25
Carson Wentz to Dallas Goedert		21
Carson Wentz to Zach Ertz		21

PATRIOTS: 2 pass, 0 rush

Description	Run	Pass
Tom Brady to Rex Burkhead		30
Tom Brady to Ben Watson		22

EAGLES VS. SEAHAWKS (11/24) -- 20+ YARD PLAYS

EAGLES: 1 pass, 0 rush

Description	Run	Pass
Carson Wentz to J.J. Arcega-Whiteside		30

SEAHAWKS: 4 pass, 3 rush

Description	Run	Pass
Rashaad Penny run	58T	
Russell Wilson to Tyler Lockett		38
Russell Wilson to Malik Turner		33T
Russell Wilson to David Moore		31
Rashaad Penny run	26	
Russell Wilson to Jacob Hollister		21
Rashaad Penny run	21	

EAGLES AT DOLPHINS (12/1) -- 20+ YARD PLAYS

EAGLES: 4 pass, 0 rush

Description	Run	Pass
Carson Wentz to Alshon Jeffery		27
Carson Wentz to Dallas Goedert		24
Carson Wentz to Nelson Agholor		24
Carson Wentz to Alshon Jeffery		20

DOLPHINS: 5 pass, 1 rush

Description	Run	Pass
Ryan Fitzpatrick to DeVante Parker		43T
Ryan Fitzpatrick to DeVante Parker		42
Ryan Fitzpatrick to DeVante Parker		34
Albert Wilson run	28	
Ryan Fitzpatrick to Mike Gesicki		21
Ryan Fitzpatrick to Mike Gesicki		21

EAGLES VS. GIANTS (12/9) -- 20+ YARD PLAYS

EAGLES: 4 pass, 1 rush

Description	Run	Pass
Carson Wentz to Zach Ertz		30
Carson Wentz to Dallas Goedert		28
Boston Scott run	25	
Carson Wentz to Zach Ertz		24
Carson Wentz to J.J. Arcega-Whiteside		22

GIANTS: 3 pass, 0 rush

Description	Run	Pass
Eli Manning to Darius Slayton		55T
Eli Manning to Darius Slayton		42
Eli Manning to Darius Slayton		35T

EAGLES AT REDSKINS (12/15) -- 20+ YARD PLAYS

EAGLES: 2 pass, 1 rush

Description	Run	Pass
Miles Sanders run	56	
Carson Wentz to Zach Ertz		27
Carson Wentz to Dallas Goedert		20

REDSKINS: 2 pass, 1 rush

Description	Run	Pass
Dwayne Haskins to Terry McLaurin		75T
Dwayne Haskins run	23	
Dwayne Haskins to Terry McLaurin		22

LAST TIME IT HAPPENED

TEAM

Won in Overtime
Eagles: 12/9/19 - vs. NYG, 23-17
Opponent: 12/9/18 - at Dal., 23-29

Won by Scoring in Last Two Minutes of Regulation
Eagles: 1/6/19 - at Chi., 16-15 (winning TD at 0:56)
Opponent: 10/21/18 - vs. Car., 17-21 (winning TD at 1:22)

Tied Game by Scoring in the Last Two Minutes
Eagles: 12/9/19 - win vs. NYG, 23-17 (tied score at 1:53 to force OT)
Opponent: 11/8/15 - win at Dal., 33-27 OT (tied game at 0:02)

Won in Prime Time
Eagles: 12/9/19 - vs. NYG, 23-17
Opponent: 10/20/19 - at Dal., 10-37

Shutout
Eagles: 12/30/18 - at Was., 24-0
Opponent: 12/31/17 - vs. Dal., 0-6

Won by 20-or-more Points
Eagles: 10/6/19 - vs. NYJ, 31-6
Opponent: 10/20/19 - at Dal., 10-37

Won After Trailing by 20-or-More Points
Eagles: 12/19/10 - at NYG, 38-31 (NYG ahead 31-10 in 4th quarter)
Opponent: 10/2/11 - vs. SF, 23-24 (PHI ahead 23-3 in 3rd quarter)

Held a 28-or-More Point Lead
Eagles: 1/21/18 - win vs. Min., 38-7
Opponent: 11/18/18 - loss at NO, 7-48

Held a 21-or-More Point Lead
Eagles: 10/6/19 - win vs. NYJ, 31-6
Opponent: 10/20/19 - loss at Dal., 10-37

Held a 17-or-More Point Lead
Eagles: 11/3/19 - win vs. Chi., 22-14
Opponent: 10/20/19 - loss at Dal., 10-37

Scored 20-or-More Points in a Quarter
Eagles: 9/26/19 - win at GB, 34-27 (21, 2nd Q)
Opponent: 10/21/18 - loss vs. Car., 17-21 (21, 4th Q)

Scored 20-or-More Points in a Half
Eagles: 12/1/19 - loss at Mia., 31-37 (21, 1st half)
Opponent: 12/1/19 - loss at Mia., 31-37 (23, 2nd half)

Held Opponent without a Touchdown
Eagles: 12/30/18 - win at Was., 24-0
Opponent: 12/31/17 - loss vs. Dal., 0-6

Touchdowns Scored by Offense and Defense
Eagles: 10/6/19 - win vs. NYJ, 31-6 (2 offense, 2 defense)
Opponent: 10/7/18 - loss vs. Min., 21-23 (1 offense, 1 defense)

Touchdowns by Offense, Defense and Special Teams
Eagles: 12/6/15 - win at NE, 35-28 (2 offense, 1 defense, 2 ST)
Opponent: 11/16/14 - loss at GB, 53-20 (4 off., 2 def., 1 ST)

No Turnovers
Eagles: 11/3/19 - win vs. Chi., 22-14
Opponent: 12/9/19 - win vs. NYG, 23-17

Touchdown Scored on First Drive
Eagles: 12/1/19 - loss at Mia., 31-37
Opponent: 10/20/19 - loss at Dal., 10-37

Successful Two-Point Conversion
Eagles: 12/1/19 - C.Wentz to N.Agholor pass at Mia.
Opponent: 12/1/19 - R.Fitzpatrick to P.Laird pass at Mia.

Failed Two-Point Conversion Attempt
Eagles: 11/24/19 - M.Sanders run, fumble recovered by R.Green vs. Sea.
Opponent: 12/1/19 - R.Fitzpatrick sacked at Mia.

TOTAL OFFENSE

500-or-More Total Net Yards of Offense
Eagles: 12/23/18 - vs. Hou. (519; 57 rushing, 471 passing)
Opponent: 12/9/18 - at Dal. (576; 142 rushing, 434 passing)

400-or-More Total Net Yards of Offense
Eagles: 12/9/19 - vs. NYG (418; 118 rushing, 300 passing)
Opponent: 12/1/19 - at Mia. (409; 58 rushing, 351 passing)

RUSHING

300-or More Net Yards Rushing by Team
Eagles: 9/3/00 - at Dal. (306)
Opponent: 9/25/60 - vs. Cle. (329)

200-or-More Net Yards Rushing by Team
Eagles: 10/27/19 - at Buf. (218)
Opponent: 10/16/16 - at Was. (230)

Individual 200-Yard Rushing Game
Eagles: 12/8/13- LeSean McCoy (29-217-2TDs) vs. Det.
Opponent: 11/22/15 - Doug Martin (27-235-0TDs) vs. TB

Individual 150-Yard Rushing Game
Eagles: 11/27/14 - LeSean McCoy (25-159-1TD) at Dal.
Opponent: 11/11/18 - Ezekiel Elliott (19-151-1TD) vs. Dal.

Individual 100-Yard Rushing Game
Eagles: 10/1/17 - LeGarrette Blount (16-136) at LAC
Opponent: 11/24/19 - Rashaad Penny (14-129-1TD) vs. Sea.

Two 100-Yard Rushers in the Same Game
Eagles: 12/22/13 - L.McCoy (18-133-2TDs) & B.Brown (9-115-1TD) vs. Det.
Opponent: 10/30/05 - M.Anderson (21-126-1TD) and T.Bell (14-107-2TDs) at Den.

Consecutive 100-Yard Rushing Games
Eagles: 11/23/14-11/27/14 - L.McCoy (21-130-1TD) vs. Ten. & (25-159-1TD) at Dal.
Opponent: 11/11/18-11/18/18 - E.Elliott (19-151-1TD) vs. Dal.; M.Ingram (16-103-2TDs) at NO; S.Barkley (13-101-1TD) vs. NYG

Combined 200-Yards Rushing by Two Players
Eagles: 12/22/13 - 248 by L.McCoy (18-133-2TDs) & B.Brown (9-115-1TD) vs. Det.
Opponent: 11/20/15 - 187 by D.Johnson (29-187-3TDs) & K.Williams (6-34-0TDs) vs. Ari.

LAST TIME IT HAPPENED

Individual with 30-or-More Carries
Eagles: 9/9/13 - LeSean McCoy (31-184-1TD) at Was.
Opponent: 12/14/14 - DeMarco Murray (31-81-2TD) vs. Dal.

Individual with 25-or-More Carries
Eagles: 11/27/14 - LeSean McCoy (25-159-1TD) at Dal.
Opponent: 12/9/18 - Ezekiel Elliott (28-113) at Dal.

Rushing Play of 80-or-More Yards
Eagles: 10/1/00 - 85t by Brian Mitchell vs. Atl.
Opponent: 12/3/18 - 90t by Adrian Peterson vs. Was.

Rushing Play of 60-or-More Yards
Eagles: 10/27/19 - 65t by Miles Sanders at Buf.
Opponent: 12/3/18 - 90t by Adrian Peterson vs. Was.

Rushing Play of 40-or-More Yards
Eagles: 10/27/19 - 65t by Miles Sanders at Buf.
Opponent: 11/24/19 - 58t by Rashaad Penny vs. Sea.

Individual with Three-or-More Rushing Touchdowns
Eagles: 12/18/11 - LeSean McCoy (18-102-3TDs) vs. NYJ
Opponent: 12/20/15 - David Johnson (29-187-3TDs) vs. Ari.

Individual with Two-or-More Rushing Touchdowns
Eagles: 9/26/19 - Jordan Howard (15-87-2TDs) at GB
Opponent: 11/3/19 - David Montgomery (14-40-2TDs) vs. Chi.

PASSING

400 Net Yards Passing by Team
Eagles: 12/23/18 - vs. Hou. (462)
Opponent: 9/26/19 - at GB (414)

300 Net Yards Passing by Team
Eagles: 12/9/19 - vs. NYG (300)
Opponent: 12/1/19 - at Mia. (351)

Individual with 50-or-More Pass Attempts
Eagles: 12/9/19 - Carson Wentz (50-33-325-0-2TDs) vs. NYG
Opponent: 9/26/19 - Aaron Rodgers (53-34-422-1-2TDs) at GB

Individual with 40-or-More Pass Attempts
Eagles: 12/1/19 - Carson Wentz (46-28-310-1-3TDs) at Mia.
Opponent: 11/17/19 - Tom Brady (47-26-216-0-0TDs) vs. NE

Individual with 30-or-More Pass Completions
Eagles: 12/9/19 - Carson Wentz (50-33-325-0-2TDs) vs. NYG
Opponent: 9/26/19 - Aaron Rodgers (53-34-422-1-2TDs) at GB

Individual with 25-or-More Pass Completions
Eagles: 12/9/19 - Carson Wentz (50-33-325-0-2TDs) vs. NYG
Opponent: 12/1/19 - Ryan Fitzpatrick (39-27-365-1-3TDs) at Mia.

Individual 300-Yard Passing Game
Eagles: 12/9/19 - Carson Wentz (50-33-325-0-2TDs) vs. NYG
Opponent: 12/1/19 - Ryan Fitzpatrick (39-27-365-1-3TDs) at Mia.

Consecutive 300-Yard Passing Games
Eagles: 12/1/19 - 12/9/19 - Carson Wentz (46-28-310-1-3TDs) at Mia. & (50-33-325-0-2TDs) vs. NYG
Opponent: 1/6/19 - 9/15/19 - Mitchell Trubisky (43-26-303-0-1TD) at Chi., Drew Brees (38-28-301-1-2TDs) at NO, Case Keenum (44-30-380-0-3TDs) vs. Was., Matt Ryan (43-27-320-3-3TDs) at Atl.

Individual with Four-or-More Touchdown Passes
Eagles: 12/23/18 - Nick Foles (49-35-471-1-4TDs) vs. Hou.
Opponent: 10/13/19 - Kirk Cousins (29-22-333-1-4TDs) at Min.

Individual with Three-or-More Touchdown Passes
Eagles: 12/1/19 - Carson Wentz (46-28-310-1-3TDs) at Mia.
Opponent: 12/1/19 - Ryan Fitzpatrick (39-27-365-1-3TDs) at Mia.

No Sacks Allowed
Eagles: 9/26/19 - at GB (27 attempts - Carson Wentz)
Opponent: 9/22/19 - at Det. (32 attempts - Matthew Stafford)

RECEIVING

Individual with 10-or-more Receptions
Eagles: 11/24/19 - Zach Ertz (12-91-1TD) vs. Sea.
Opponent: 9/26/19 - Davante Adams (10-180) at GB

Individual with 150-Yard Receiving Game
Eagles: 9/8/19 - DeSean Jackson (8-154-2TDs) vs. Was.
Opponent: 12/9/19 - Darius Slayton (5-154-2TDs) vs. NYG

Individual with 100-Yard Receiving Game
Eagles: 12/1/19 - Alshon Jeffery (9-137-1TD) at Mia.
Opponent: 12/9/19 - Darius Slayton (5-154-2TDs) vs. NYG

Two-or-More 100-Yard Receivers in the Same Game
Eagles: 12/23/18 - Nelson Agholor (5-116-1TD) & Zach Ertz (12-110-2TDs) vs. Hou.
Opponent: 9/15/19 - Calvin Ridley (8-105-1TD) & Julio Jones (5-106-2TDs) at Atl.

Consecutive 100-Yard Receiving Games
Eagles: 9/30/18-10/7/18 - Zach Ertz (10-112) at Ten. & (10-110-1TD) vs. Min.
Opponent: 12/1/19-12/9/19 - DeVante Parker (7-159-2TDs) at Mia. & Darius Slayton (5-154-2TDs) vs. NYG

Individual with Three-or-More TD Receptions
Eagles: 11/3/13 - Riley Cooper (5-139-3TDs) at Oak.
Opponent: 10/13/19 - Stefon Diggs (7-167-3TDs) at Min.

Individual with Two-or-More TD Receptions
Eagles: 12/9/19 - Zach Ertz (9-91-2TDs) vs. NYG
Opponent: 12/9/19 - Darius Slayton (5-154-2TDs) vs. NYG

Pass Play of 80-or-More Yards
Eagles: 12/23/18 - 83t, Nick Foles to Nelson Agholor vs. Hou.
Opponent: 12/11/16 - 80t, Kirk Cousins to DeSean Jackson vs. Was.

Pass Play of 60-or-More Yards
Eagles: 12/23/18 - 83t, Nick Foles to Nelson Agholor vs. Hou.
Opponent: 10/13/19 - 62t, Kirk Cousins to Stefon Diggs at Min.

Pass Play of 40-or-More Yards
Eagles: 10/13/19 - 45, Carson Wentz to Miles Sanders at Min.
Opponent: 12/9/19 - 55t, Eli Manning to Darius Slayton & 42, Eli Manning to Darius Slayton vs. NYG

NOTABLE OFFENSIVE COMBINATIONS

Led Team in Rushing & Receiving Yds. in Same Game
Eagles: 9/22/19 - Miles Sanders (13-53 rush, 2-73 rec.) vs. Det.
Opponent: 12/16/18 - Todd Gurley (12-48-2TDs rush, 10-76 rec.) at LAR

100-Yard Rusher & Receiver in the Same Game
Eagles: 11/27/14 - LeSean McCoy (25-159-1TD rush) & Jeremy Maclin (8-108 rec.) at Dal.
Opponent: 10/20/19 - Ezekiel Elliott (22-111-1TD rush) & Amari Cooper (5-106 rec.) at Dal.

100-Yard Rusher, 100-Yard Receiver & 300-Yard Passer in the Same Game
Eagles: 9/23/07 - Brian Westbrook (14-110-2TDs rush & 5-111-1TD rec.), Kevin Curtis (11-221-3TDs rec.) & Donovan McNabb (26-21-381-0-4TDs) vs. Det.
Opponent: 12/9/18 - Ezekiel Elliott (28-113 rush), Amari Cooper (10-217-3TDs rec.) & Dak Prescott (54-42-455-2-3TDs) at Dal.

Individual with at Least One Rushing and Receiving Touchdown in the Same Game
Eagles: 9/26/19 - Jordan Howard (15-87-2TDs rush, 3-28-1TD rec.) at GB
Opponent: 11/25/18 - Saquon Barkley (13-101-1TD rush, 7-41-1TD rec.) vs. NYG

Individual with at Least One Rushing Touchdown and One Touchdown Pass in the Same Game
Eagles: 9/15/19 - Carson Wentz (43-25-231-2-1TD passing, 3-3-1TD rush) at Atl.
Opponent: 10/20/19 - Dak Prescott (27-21-239-1-1TD passing, 5-30-1TD rush) at Dal.

Individual with at Least One Passing Touchdown and One Receiving Touchdown in the Same Game
Eagles: 2/4/18 - Nick Foles (43-28-373-1-3TD passes, 1-1-1TD receiving) at NE
Opponent: 11/20/16 - Russell Wilson (31-18-272-0-1TD pass, 1-15-1TD receiving) at Sea.

DEFENSE

Held Opponent Under 200 Yards Total Offense
Eagles: 11/3/19 - vs. Chi. (164; 62 rushing, 102 passing)
Opponent: 12/7/14 - vs. Sea. (139; 57 rushing, 82 passing)

Held Opponent Under 300 Yards Total Offense
Eagles: 12/9/19 - vs. NYG (255; 73 rushing, 182 passing)
Opponent: 11/17/19 - vs NE (255; 81 rushing, 174 passing)

Held Opponent Under 50 Yards Rushing
Eagles: 9/8/19 - vs. Was. (28)
Opponent: 9/15/19 - at Atl. (49)

Held Opponent Under 75 Yards Rushing
Eagles: 12/9/19 - vs. NYG (73)
Opponent: 9/15/19 - at Atl. (49)

Held Opponent Under 100 Yards Rushing
Eagles: 12/9/19 - vs. NYG (73)
Opponent: 12/1/19 - at Mia. (92)

Held Opponent Under 100 Net Yards Passing
Eagles: 10/6/19 - vs. NYJ (61)
Opponent: 12/7/14 - vs. Sea. (82)

Held Opponent Under 150 Net Yards Passing
Eagles: 11/3/19 - vs. Chi. (102)
Opponent: 9/6/18 - vs. Atl. (119)

Interception Return for a Touchdown
Eagles: 10/6/19 - N.Gerry, 51 yards (QB L.Falk) vs. NYJ
Opponent: 9/10/17 - R.Kerrigan, 24 yards (QB C.Wentz) at Was.

Individual with Three-or-More Interceptions
Eagles: 10/16/11 - K.Coleman (3) at Was. (QB R.Grossman)
Opponent: 12/2/07 - L.Tatupu (3) vs. Sea. (QB A.J. Feeley)

Individual with Two-or-More Interceptions
Eagles: 1/1/17 - J.Hicks (2) vs. Dal. (QB M.Sanchez)
Opponent: 9/15/19 - D.Trufant (2) at Atl. (QB C.Wentz)

Fumble Recovered for Touchdown
Eagles: 10/6/19 - O.Scandrick 44-yard return of L.Flak fumble vs. NYJ
Opponent: 10/7/18 - L.Joseph 64-yard return of C.Wentz fumble (forced by S.Weatherly) vs. Min.

Safety Scored
Eagles: 9/11/16 - R.Griffin III aborted snap. Cameron Erving credited with fumble on high snap, ball out of bounds in end zone
Opponent: 11/23/08 - S.Rocca punt blocked by J.McClain out of bounds in end zone at Bal.
1/11/09 - Intentional grounding penalty enforced on D.McNabb in end zone (NFC-D) at NYG

Seven-or-More Sacks by Team
Eagles: 10/6/19 - vs. NYJ (10)
Opponent: 11/5/12 - at NO (7)

Six-or-More Sacks by Team
Eagles: 11/24/19 - vs. Sea. (6)
Opponent: 9/17/17 - at KC (6)

Five-or-More Sacks by Team
Eagles: 11/24/19 - vs. Sea. (6)
Opponent: 11/17/19 - vs. NE (5)

Individual with Three-or-More Sacks
Eagles: 10/6/19 - B.Graham (3.0 sacks of L.Falk) vs. NYJ
Opponent: 9/17/17 - C.Jones (3.0 sacks of C.Wentz) at KC

Individual with Two-or-More Sacks
Eagles: 12/9/19 - V.Curry (2.0 sacks of E.Manning) vs. NYG
Opponent: 12/9/19 - O.Ximines (2.0 sacks of C.Wentz) vs. NYG

SPECIAL TEAMS

Kickoff Return for a Touchdown
Eagles: 10/23/16 - Josh Huff, 98 yards vs. Min.
Opponent: 9/22/19 - Jamal Agnew, 100 yards vs. Det.

Kickoff Return for a Touchdown to Start a Game
Eagles: 11/23/14 - Josh Huff, 107 yards vs. Ten.
Opponent: 10/12/03 - Randal Williams, 37 yards at Dal.

Punt Return for a Touchdown
Eagles: 12/6/15 - Darren Sproles, 83 yards at NE
Opponent: 9/19/16 - Eddie Royal, 65 yards at Chi.

Blocked Punt Recovered for Touchdown
Eagles: 12/6/15 - N.Goode returned R.Allen's blocked punt (blocked by C.Maragos) 24 yards at NE
Opponent: 12/10/17 - B.Countess returned D.Jones' blocked punt (blocked by M.Thomas) 16 yards at LAR

Blocked Punt
Eagles: 12/17/17 - K.Grugier-Hill blocked punt by B.Wing at NYG
Opponent: 12/10/17 - B.Countess returned D.Jones' blocked punt (blocked by M.Thomas) 16 yards at LAR

Blocked PAT
Eagles: 10/27/17 - D.Barnett, PAT attempt by S.Hauschka at Buf.
Opponent: 12/13/09 - F.Robbins, PAT attempt by D.Akers vs. NYG

Missed (not blocked) PAT
Eagles: 11/3/19 - Jake Elliott vs. Chi.
Opponent: 12/1/19 - Jason Sanders at Mia.

Blocked Field Goal
Eagles: 9/22/19 - M.Jenkins, 46-yd attempt by M.Prater vs. Det.
Opponent: 11/6/16 - J.Pierre-Paul, 40-yd attempt by C.Sturgis at NYG

Blocked Field Goal returned for a TD
Eagles: 10/23/05 - Matt Ware, 65-yd. return after Quintin Mikell blocked a 40-yd. att. by Nate Kaeding vs. SD
Opponent: 12/7/08 - Kevin Dockery, 71-yd. return after Justin Tuck blocked a 32-yd. att. by D.Akers at NYG

Individual with Five-or More Field Goals
Eagles: 11/23/14 - Cody Parkey (5-6) vs. Ten.
Opponent: 10/27/13 - Josh Brown (5-5) vs. NYG

Individual with Four-or More Field Goals
Eagles: 10/1/17 - Jake Elliott (4-4) at LAC
Opponent: 10/28/18 - Josh Lambo (4-4) at Jax.

Successful Onsides Kick
Eagles: 9/17/17 - J.Elliott kick recovered by T.Burton at KC (4th Q)
Opponent: 12/6/15 - S.Gostkowski kick recovered by R.Melvin at NE (4th Q)

Failed Onsides Kick Attempt
Eagles: 12/1/19 - J.Elliott kick recovered by M.Sherels at Mia. (4th Q)
Opponent: 12/1/19 - J.Sanders kick recovered by T.Edwards at Mia. (3rd Q)

Touchdown off of Fake Field Goal
Eagles: 12/24/1989 - C.Carter 22-yard pass from R.Ruzek vs. Pho.
Opponent: 12/20/1998 - Holder E.Bjornson 7-yard run at Dal.

Touchdown off of Fake Punt
Eagles: 9/29/02 - B.Dawkins 57 yard pass from B.Mitchell vs. Hou.
Opponent: N/A

ALL-TIME SERVICE

MOST SEASONS PLAYED

	Name	Seasons
1.	Chuck Bednarik (1949-1962)	14
2t.	Brian Dawkins (1996-2008)	13
	Harold Carmichael (1971-1983)	13
	Frank (Bucko) Kilroy (1943-1955)	13
	Vic Sears (1941-1953)	13
6t.	David Akers (1999-2010)	12
	Jerry Sisemore (1973-1984)	12
	Bobby Walston (1951-1962)	12

MOST CONSECUTIVE GAMES PLAYED

	Name	Games
1t.	Jon Dorenbos (2006-2016)	162
	Harold Carmichael (1972-1983)	162
3.	Randy Logan (1973-1983)	159
4.	Bobby Walston (1951-1962)	148
5.	Jon Runyan (2000-2008)	144
6.	Ken Clarke (1977-1987)	139
7.	Herman Edwards (1977-1985)	135
8.	Frank LeMaster (1974-1982)	129
9.	Sheldon Brown (2002-2009)	128
10.	Jerry Sisemore (1974-1982)	127

MOST REGULAR SEASON GAMES PLAYED

	Name	Pos	Years	Seasons	GP
1.	David Akers	K	1999-2010	12	188
2.	Brian Dawkins	FS	1996-2008	13	183
3.	Harold Carmichael	WR	1971-1983	13	180
4.	Brent Celek	TE	2007-2017	11	175
5.	Chuck Bednarik	C/LB	1949-1962	14	169
6.	Tra Thomas	T	1998-2008	11	166
7.	Jon Dorenbos	LS	2006-2016	11	162
8.	Randy Logan	S	1973-1983	11	159
9.	Guy Morriss	C	1973-1983	11	158
10.	Jerry Sisemore	T	1973-1984	12	156
11.	Trent Cole	DE/LB	2005-2014	10	155
12t.	Donovan McNabb	QB	1999-2009	11	148
	Ken Clarke	DT	1978-1987	10	148
	Bobby Walston	K/WR	1951-1962	12	148
15.	Jon Runyan	T	2000-2008	9	144
16.	Ron Jaworski	QB	1977-1986	10	142
17.	**Brandon Graham**	**DE**	**2010-2019**	**10**	**141**
18.	William Thomas	LB	1991-1999	9	140
19.	**Jason Peters**	**T**	**2009-2019**	**11**	**138**
20t.	Andre Waters	SS	1984-1993	10	137
	Wes Hopkins	FS	1983-1993	10	137

MOST GAMES PLAYED BY POSITION

Quarterbacks		Pos	Years	Seasons	GP
1.	Donovan McNabb	QB	1999-2009	11	148
2.	Ron Jaworski	QB	1977-1986	10	142
3.	Randall Cunningham	QB	1985-1995	11	122
4.	Norm Snead	QB	1964-1970	7	85
5.	Sonny Jurgensen	QB	1957-1963	7	83

Offensive Linemen		Pos	Years	Seasons	GP
1.	Chuck Bednarik	C/LB	1949-1962	14	169
2.	Tra Thomas	T	1998-2008	11	166
3.	Guy Morriss	C	1973-1983	11	158
4.	Jerry Sisemore	T	1973-1984	12	156
5.	Jon Runyan	T	2000-2008	9	144

WRs/TEs		Pos	Years	Seasons	GP
1.	Harold Carmichael	WR	1971-1983	13	180
2.	Brent Celek	TE	2007-2017	11	175
3.	Bobby Walston	K/WR	1951-1962	12	148
4.	Pete Retzlaff	E	1956-1966	11	132
5.	Charles Smith	WR	1974-1981	8	118

Running Backs		Pos	Years	Seasons	GP
1.	Tom Woodeshick	B	1963-1971	9	111
2.	Brian Westbrook	RB	2002-2009	8	107
3.	Keith Byars	RB	1986-1992	7	105
4.	Wilbert Montgomery	RB	1977-1984	8	100
5.	Duce Staley	RB	1997-2003	7	98

Defensive Linemen		Pos	Years	Seasons	GP
1.	Trent Cole	DE/LB	2005-2014	10	155
2.	Ken Clarke	DT	1978-1987	10	148
3.	**Brandon Graham**	**DE**	**2010-2019**	**10**	**141**
4.	Vic Sears	DT	1941-1953	12	131
5.	Hollis Thomas	DT	1996-2005	10	126

Linebackers		Pos	Years	Seasons	GP
1.	Chuck Bednarik	C/LB	1949-1962	14	169
2.	William Thomas	LB	1991-1999	9	140
3.	John Bunting	LB	1972-1982	11	132
4.	Frank LeMaster	LB	1974-1982	9	129
5.	Seth Joyner	LB	1986-1993	8	120

Secondary		Pos	Years	Seasons	GP
1.	Brian Dawkins	FS	1996-2008	13	183
2.	Randy Logan	S	1973-1983	11	159
3t.	Andre Waters	SS	1984-1993	10	137
	Wes Hopkins	FS	1983-1993	10	137
5.	Herman Edwards	DB	1977-1985	9	135
6.	Nate Ramsey	DB	1963-1972	10	134
7.	Sheldon Brown	CB	2002-2009	8	128
8.	Quintin Mikell	S	2003-2010	8	123
9.	Bobby Taylor	CB	1995-2003	9	119
10t.	Troy Vincent	CB	1996-2003	8	118
	Brenard Wilson	S	1979-1986	8	118

Kickers		Pos	Years	Seasons	GP
1.	David Akers	K	1999-2010	12	188
2.	Bobby Walston	K/WR	1951-1962	12	148
3.	Sam Baker	K	1964-1969	6	82
4.	Tony Franklin	K	1979-1983	5	73
5.	Paul McFadden	K	1984-1987	4	60

Punters		Pos	Years	Seasons	GP
1.	Donnie Jones	P	2013-2017	5	80
2.	Max Runager	P	1979-83, 1989	6	72
3.	Sean Landeta	P	1999-02, 2005	5	65
4t.	Sav Rocca	P	2007-2010	4	64
	Jeff Feagles	P	1990-1993	4	64
	Tom Hutton	P	1995-1998	4	64

ALL-TIME LEADING SCORERS

	Player	Years	Games	TDs	XPM	XPA	FGM	FGA	2pt	Pts
1.	David Akers	1999-2010 (12)	188	0	441	447	294	357	0	1323
2.	Bobby Walston (WR/K)	1951-1962 (12)	148	46	365	383	80	157	0	881
3.	Sam Baker	1964-1969 (6)	82	0	205	213	90	153	0	475
4.	Harold Carmichael (WR)	1971-1983 (13)	180	79	0	0	0	0	0	474
5.	Steve Van Buren (B)	1944-1951 (8)	83	77	2	2	0	0	0	464
6.	Tony Franklin	1979-1983 (5)	73	0	172	182	80	128	0	412
7.	Brian Westbrook (RB)	2002-2009 (8)	107	68	0	0	0	0	1	410
8.	Tommy McDonald (FL)	1957-1963 (7)	88	67	0	0	0	0	0	402
9.	Paul McFadden	1984-1987 (4)	60	0	117	119	91	124	0	390
10.	Roger Ruzek	1989-1993 (5)	58	0	139	151	81	108	0	382
11.	Pete Pihos (E)	1947-1955 (9)	107	63	0	0	0	0	0	378
12.	Timmy Brown (B)	1960-1967 (8)	96	62	0	0	0	0	0	372
13.	Mike Quick (WR)	1982-1990 (9)	101	61	0	0	0	0	0	366
14.	Wilbert Montgomery (RB)	1977-1984 (8)	100	58	0	0	0	0	0	348
15.	Alex Henery	2011-2013 (3)	48	0	116	117	74	86	0	338
16.	LeSean McCoy (RB)	2009-2014 (6)	90	54	0	0	0	0	1	326
17.	**Jake Elliott**	**2017-19 (3)**	**45**	**0**	**101**	**108**	**71**	**83**	**0**	**314**
18t.	Tom Dempsey	1971-1974 (4)	47	0	84	90	66	108	0	282
	Pete Retzlaff (E)	1956-1966 (11)	132	47	0	0	0	0	0	282
20.	**DeSean Jackson (WR)**	**2008-2013, 19 (7)**	**90**	**41**	**0**	**0**	**0**	**0**	**0**	**246**

MOST POINTS, SEASON

	Player	Year	TDs	XPM	XPA	FGM	FGA	2pt	Pts
1.	Cody Parkey	2014	0	54	54	[32]	36	0	[150]
2.	David Akers	2008	0	45	45	33	(40)	0	[144]
3.	David Akers	2010	0	[47]	[47]	32	38	0	(143)
4.	David Akers	2009	0	43	45	(32)	(37)	0	[139]
5.	Caleb Sturgis	2016	0	30	31	[35]	41	0	135
6.	David Akers	2002	0	43	43	30	34	0	133
7.	David Akers	2004	0	41	42	[27]	[32]	0	[122]
8.	David Akers	2000	0	34	36	29	33	0	121
9.	LeSean McCoy (RB)	2011	(20)	0	0	0	0	0	120
10.	Alex Henery	2011	0	46	46	24	27	0	118

(Led NFL) [Led Conference]

LONGEST FIELD GOALS

	PLAYER	GAME	LG
1.	**Jake Elliott**	**9/24/17 vs. Giants**	**61**
2.	Tony Franklin	11/12/79 at Cowboys	59
3.	David Akers	9/14/03 vs. Patriots	57
4.	**Jake Elliott**	**11/11/18 vs. Cowboys**	**56**
5.	Caleb Sturgis	10/30/16 at Cowboys	55
6t.	Cody Parkey	10/26/14 at Cardinals	54
	Tom Dempsey	12/12/71 vs. StL Cardinals	54
8t.	**Jake Elliott**	**10/13/19 at Vikings**	**53**
	Jake Elliott	**10/1/17 at LA Chargers**	**53**
	Caleb Sturgis	9/19/16 at Bears	53
	Caleb Sturgis	11/8/15 at Cowboys	53
	David Akers	9/30/07 at Giants	53
	David Akers	10/24/99 at Dolphins	53
	Roger Ruzek	12/9/90 at Dolphins	53

ALL-TIME SCORING

TDs by rushing	1,047
TDs by reception	1,660
TDs by INT return	100
TDs by kickoff return	29
TDs by punt return	32
TDs by fumble return	82
TDs by blocked punt	11
FGs made	1,351

MOST TOUCHDOWNS, Career

	PLAYER	TDS
1.	Harold Carmichael (WR)	79
2.	Steve Van Buren (B)	77
3.	Brian Westbrook (RB)	68
4.	Tommy McDonald (FL)	67
5.	Pete Pihos (E)	63
6.	Timmy Brown (B)	62
7.	Mike Quick (WR)	61
8.	Wilbert Montgomery (RB)	58
9.	LeSean McCoy (RB)	54
10.	Pete Retzlaff (E)	47

MOST FGs MADE, Career

	PLAYER	FGM
1.	David Akers	294
2.	Paul McFadden	91
3.	Sam Baker	90
4.	Roger Ruzek	81
5t.	Tony Franklin	80
	Bobby Walston (WR/K)	80
7.	Alex Henery	74
8.	**Jake Elliott**	**71**
9.	Tom Dempsey	66
10.	Caleb Sturgis	56

MOST FGAs, Career

	PLAYER	FGA
1.	David Akers	357
2.	Bobby Walston (WR/K)	157
3.	Sam Baker	153
4.	Tony Franklin	128
5.	Paul McFadden	124
6t.	Roger Ruzek	108
	Tom Dempsey	108
8.	Alex Henery	86
9.	**Jake Elliott**	**83**
10.	Caleb Sturgis	66

MOST PATs MADE, Career

	PLAYER	XPM
1.	David Akers	441
2.	Bobby Walston (WR/K)	365
3.	Sam Baker	205
4.	Tony Franklin	172
5.	Cliff Patton	160
6.	Roger Ruzek	139
7.	Paul McFadden	117
8.	Alex Henery	116
9.	**Jake Elliott**	**101**
10.	Roy Zimmerman	89

MOST PATs ATT., Career

	PLAYER	XPA
1.	David Akers	447
2.	Bobby Walston (WR/K)	383
3.	Sam Baker	213
4.	Tony Franklin	182
5.	Cliff Patton	166
6.	Roger Ruzek	151
7.	Paul McFadden	119
8.	Alex Henery	117
9.	**Jake Elliott**	**108**
10.	Roy Zimmerman	98

TOP SINGLE-GAME SCORING PERFORMANCES

MOST POINTS, Game

	PLAYER	GAME	PTS
1.	Bobby Walston (WR/K)	10/17/1954 at Redskins	25
2t.	Brian Westbrook (RB)	11/27/2008 vs. Cardinals	24
	Irving Fryar (WR)	10/20/1996 vs. Dolphins	24
	Wilbert Montgomery (RB)	10/7/1979 vs. Redskins	24
	Wilbert Montgomery (RB)	9/10/1978 at Redskins	24
	Ben Hawkins (FL)	9/28/1969 vs. Steelers	24
	Tommy McDonald (FL)	10/4/1959 vs. Giants	24
	Clarence Peaks (B)	11/16/1958 vs. Chi. Cardinals	24

MOST TOUCHDOWNS, Game

	PLAYER	GAME	TDS
1t.	Brian Westbrook (RB)	11/27/2008 vs. Cardinals	4
	Irving Fryar (WR)	10/20/1996 vs. Dolphins	4
	Wilbert Montgomery (RB)	10/7/1979 vs. Redskins	4
	Wilbert Montgomery (RB)	9/10/1978 at Redskins	4
	Ben Hawkins (FL)	9/28/1969 vs. Steelers	4
	Tommy McDonald (FL)	10/4/1959 vs. Giants	4
	Clarence Peaks (B)	11/16/1958 vs. Chi. Cardinals	4

MOST FIELD GOALS MADE, Game

	PLAYER	GAME	FGM
1.	Tom Dempsey	11/12/1972 at Houston Oilers	6
2t.	Cody Parkey	11/23/2014 vs. Titans	5
	Alex Henery	10/6/2013 at Giants	5
	David Akers	11/18/2001 at Cowboys	5
	Gary Anderson	12/22/1996 vs. Ari. Cardinals	5
	Gary Anderson	10/1/1995 at Saints	5

MOST FIELD GOALS ATTEMPTED, Game

	PLAYER	GAME	FGA
1t.	Tom Dempsey	11/12/1972 at Houston Oilers	7
	Sam Baker	12/5/1965 vs. Cowboys	7
3t.	Cody Parkey	11/23/2014 vs. Titans	6
	David Akers	10/3/2004 at Bears	6
	Tom Dempsey	10/7/1973 at Bills	6

MOST CONSECUTIVE FIELD GOALS MADE

	PLAYER (YEARS)	FGs
1.	Alex Henery (2012)	22
2.	**Jake Elliott (2018-19) (4 in 2018, 16 in 2019)**	**20**
3.	Caleb Sturgis (2016)	18
4t.	Cody Parkey (2014)	17
	Alex Henery (2011-12) (16 in 2011, 1 in 2012)	17
	David Akers (2009)	17
	David Akers (2001)	17
8t.	David Akers (2008)	15
	David Akers (2004)	15
	Jake Elliott (2018)	**13**
	David Akers (2003)	13
	David Akers (1999-2000) (1 in 1999, 12 in 2000)	13

MOST TOUCHDOWNS, Season

	PLAYER (YEAR)	TDS
1.	LeSean McCoy (2011)	20
2.	Steve Van Buren (1945)	18
3t.	Brian Westbrook (2008)	14
	Terrell Owens (2004)	14
	Wilbert Montgomery (1979)	14
	Steve Van Buren (1947)	14

MOST FGs MADE, Season

	PLAYER (YEAR)	FGM
1.	Caleb Sturgis (2016)	35
2.	David Akers (2008)	33
3t.	Cody Parkey (2014)	32
	David Akers (2010)	32
	David Akers (2009)	32

MOST FGA, Season

	PLAYER (YEAR)	FGA
1.	Caleb Sturgis (2016)	41
2t.	David Akers (2008)	40
	Tom Dempsey (1973)	40
4.	David Akers (2010)	38
5t.	David Akers (2009)	37
	Paul McFadden (1984)	37

MOST PATs ATTEMPTED, Season

	PLAYER (YEAR)	XPA
1.	Cody Parkey (2014)	54
2.	Cliff Patton (1948)	50
3.	(4 times) last by David Akers (2006)	48

MOST PATs MADE, Season

	PLAYER (YEAR)	XPM
1.	Cody Parkey (2014)	54
2.	Cliff Patton (1948)	50
3t.	David Akers (2006)	48
	Tony Franklin (1980)	48
5.	David Akers (2010)	47

MOST CONSECUTIVE GAMES WITH A TD

	PLAYER (YEAR)	GAMES
1.	LeSean McCoy (2011)	9
2.	Steve Van Buren (1947)	8
3.	(5 times) last by Ricky Watters (1995)	6

MOST CONSECUTIVE PATs MADE

	PLAYER (YEARS)	XPM
1.	David Akers (2004-2009)	173
2.	David Akers (2001-04)	153
3.	Cliff Patton (1947-49)	84

ALL-TIME LEADING PASSERS

	Player	Years	Gm	Att	Cmp	Pct	Yds	TD	INT	Lg	QB Rat	INT Pct
1.	Donovan McNabb	1999-2009 (11)	148	4,746	2,801	59.0	32,873	216	100	91t	86.5	2.1
2.	Ron Jaworski	1977-86 (10)	142	3,918	2,088	53.3	26,963	175	151	99t	74.0	3.9
3.	Randall Cunningham	1985-95 (11)	122	3,362	1,874	55.7	22,877	150	105	95t	78.7	3.1
4.	Norm Snead	1964-70 (7)	85	2,236	1,154	51.6	15,672	111	124	87t	67.7	5.5
5.	**Carson Wentz**	**2016-19 (4)**	**54**	**1,975**	**1,257**	**63.6**	**13,583**	**95**	**35**	**73t**	**92.4**	**1.8**
6.	Tommy Thompson	1941-50 (8)	88	1,396	723	51.8	10,240	90	100	75t	67.4	7.2
7.	Michael Vick	2009-13 (5)	54	1,300	773	59.5	9,984	57	33	91t	87.7	2.5
8.	Sonny Jurgensen	1957-63 (7)	83	1,107	602	54.4	9,639	76	73	84	79.1	6.6
9.	Nick Foles	2012-14, 17-18 (5)	40	1,189	748	62.9	8,703	58	23	83t	93.2	1.9
10.	Bobby Thomason	1952-57 (6)	68	1,113	556	50.0	8,124	57	80	67t	61.2	7.2
11.	Norm Van Brocklin	1958-60 (3)	36	998	542	54.3	7,497	55	51	91t	75.7	5.1
12.	Roman Gabriel	1973-77 (5)	53	1,185	661	55.8	7,221	47	37	80t	74.2	3.1
13.	Adrian Burk	1951-56 (6)	70	960	457	47.6	6,203	55	77	84t	54.4	8.0
14.	Rodney Peete	1995-98 (4)	30	756	434	57.4	4,945	17	27	62	69.8	3.6
15.	Ty Detmer	1996-97 (2)	21	645	372	57.7	4,478	22	19	57	78.2	2.9
16.	King Hill	1961-68 (8)	71	635	325	51.2	4,308	29	51	92t	54.8	8.0
17.	Sam Bradford	2015 (1)	14	532	346	65.0	3,725	19	14	78t	86.4	2.6
18.	Roy Zimmerman	1943-46 (4)	41	435	190	43.7	3,219	30	43	75t	52.7	9.9
19.	Mark Sanchez	2014-15 (2)	13	400	257	64.3	3,034	18	15	72	86.6	3.8
20.	Pete Liske	1971-72 (2)	28	407	214	52.6	2,930	14	22	69t	64.8	5.4

MOST TD PASSES, Career

	PLAYER	TDs
1.	Donovan McNabb	216
2.	Ron Jaworski	175
3.	Randall Cunningham	150
4.	Norm Snead	111
5.	**Carson Wentz**	**95**
6.	Tommy Thompson	90
7.	Sonny Jurgensen	76
8.	Nick Foles	58
9t.	Michael Vick	57
	Bobby Thomason	57

MOST ATTEMPTS, Career

	PLAYER	ATTs
1.	Donovan McNabb	4,746
2.	Ron Jaworski	3,918
3.	Randall Cunningham	3,362
4.	Norm Snead	2,236
5.	**Carson Wentz**	**1,975**
6.	Tommy Thompson	1,396
7.	Michael Vick	1,300
8.	Nick Foles	1,189
9.	Roman Gabriel	1,185
10.	Bobby Thomason	1,113

MOST COMPLETIONS, Career

	PLAYER	COMPs
1.	Donovan McNabb	2,801
2.	Ron Jaworski	2,088
3.	Randall Cunningham	1,874
4.	**Carson Wentz**	**1,257**
5.	Norm Snead	1,154
6.	Michael Vick	773
7.	Nick Foles	748
8.	Tommy Thompson	723
9.	Roman Gabriel	661
10.	Sonny Jurgensen	602

BEST COMP. PCT., Career

	PLAYER	COMP%
1.	Sam Bradford	65.0
2.	**Carson Wentz**	**63.6**
3.	Nick Foles	62.9
4.	Michael Vick	59.5
5.	Donovan McNabb	59.0
6.	Ty Detmer	57.7
7.	Rodney Peete	57.4
8.	Roman Gabriel	55.8
9.	Randall Cunningham	55.7
10.	Sonny Jurgensen	54.4

(min. 500 attempts)

BEST QB RATING, Career

	PLAYER	QB RATING
1.	Nick Foles	93.2
2.	**Carson Wentz**	**92.4**
3.	Michael Vick	87.7
4.	Donovan McNabb	86.5
5.	Sam Bradford	86.4
6.	Sonny Jurgensen	79.1
7.	Randall Cunningham	78.7
8.	Ty Detmer	78.2
9.	Norm Van Brocklin	75.7
10.	Roman Gabriel	74.2

(min. 500 attempts)

MOST INTs, Career

	PLAYER	INTs
1.	Ron Jaworski	151
2.	Norm Snead	124
3.	Randall Cunningham	105
4t.	Donovan McNabb	100
	Tommy Thompson	100
6.	Bobby Thomason	80
7.	Adrian Burk	77
8.	Sonny Jurgensen	73
9t.	King Hill	51
	Norm Van Brocklin	51

ALL-TIME PASSING

MOST PASSING YARDS, SEASON

Player	Year	Att	Cmp	Pct	Yds	TD	INT	Lg	QB Rat	INT Pct
1. Donovan McNabb	2008	571	345	60.4	3,916	23	11	90t	86.4	1.9
2. Donovan McNabb	2004	469	300	64.0	3,875	31	8	80	104.7	1.7
3. Randall Cunningham	1988	[560]	301	53.8	3,808	24	16	80t	77.6	2.9
4. Carson Wentz (rookie)	**2016**	**607**	**379**	**62.4**	**3,782**	**16**	**14**	**73t**	**79.3**	**2.3**
5. Sam Bradford	2015	532	346	65.0	3,725	19	14	78t	86.4	2.6
6. Sonny Jurgensen	1961	[416]	(235)	56.5	(3,723)	(32)	24	69	88.1	5.8
7. Donovan McNabb	2009	443	267	60.3	3,553	22	10	60t	92.9	2.3
8. Ron Jaworski	1980	451	257	57.0	3,529	27	12	56t	[91.0]	2.7
9. Randall Cunningham	1990	465	271	58.3	3,466	[30]	13	(95t)	91.6	2.8
10. Ron Jaworski	1985	484	255	52.7	3,450	17	20	(99t)	70.2	4.1

(Led NFL) [Led Conference]

MOST ATTEMPTS, Season

	PLAYER (YEAR)	ATT
1.	**Carson Wentz (2016)**	**607**
2.	Donovan McNabb (2008)	571
3.	Donovan McNabb (2000)	569
4.	Randall Cunningham (1988)	560
5t.	Sam Bradford (2015)	532
	Randall Cunningham (1989)	532

MOST COMPLETIONS, Season

	PLAYER (YEAR)	COMP
1.	**Carson Wentz (2016)**	**379**
2.	Sam Bradford (2015)	346
3.	Donovan McNabb (2008)	345
4.	**Carson Wentz (2019)**	**334**
5.	Donovan McNabb (2000)	330

MOST TD PASSES, Season

	PLAYER (YEAR)	TDs
1.	**Carson Wentz (2017)**	**33**
2.	Sonny Jurgensen (1961)	32
3.	Donovan McNabb (2004)	31
4.	Randall Cunningham (1990)	30
5.	Norm Snead (1967)	29

BEST COMPLETION PERCENTAGE, Season

	PLAYER (YEAR)	COMP%
1.	**Carson Wentz (2018)**	**69.58**
2.	Sam Bradford (2015)	65.03
3.	Mark Sanchez (2014)	64.08
4.	Nick Foles (2013)	64.04
5.	Donovan McNabb (2004)	63.97
6.	**Carson Wentz (2019)**	**63.38**
7.	Michael Vick (2010)	62.63

(min. 250 attempts)

BEST QB RATING, Season

	PLAYER (YEAR)	QB RATING
1.	Nick Foles (2013)	119.2
2.	Donovan McNabb (2004)	104.7
3.	**Carson Wentz (2018)**	**102.2**
4.	**Carson Wentz (2017)**	**101.9**
5.	Michael Vick (2010)	100.2
6.	Donovan McNabb (2006)	95.5

(min. 250 attempts)

FEWEST INTERCEPTIONS, Season

	PLAYER (YEAR)	INTs
1.	Nick Foles (2013, 317)	2
2t.	Nick Foles (2012, 265)	5
	Bubby Brister (1993, 309)	5
4t.	Michael Vick (2010, 372)	6
	Donovan McNabb (2002, 361)	6
	Donovan McNabb (2006, 316)	6

(min. 250 attempts)

LOWEST INT PERCENTAGE, Season

	PLAYER (YEAR)	PCT
1.	Nick Foles (2013, 2-317)	0.63
2.	**Carson Wentz (2019, 7-527)**	**1.33**
3.	Donovan McNabb (2007, 7-473)	1.48
4.	**Carson Wentz (2017, 7-440)**	**1.59**
5.	Michael Vick (2010, 6-372)	1.61
6.	Bubby Brister (1993, 5-309)	1.61
7.	Donovan McNabb (2002, 6-361)	1.66

(min. 250 attempts)

MOST INTERCEPTIONS, Season

	PLAYER (YEAR)	INTs
1.	Sonny Jurgensen (1962)	26
2t.	Norm Snead (1967)	24
	Sonny Jurgenson (1961)	24
4t.	Norm Snead (1969)	23
	Adrian Burk (1951)	23

TOP SINGLE-GAME PASSING PERFORMANCES

MOST YARDS, Game

	PLAYER	GAME	YARDS
1.	Nick Foles	12/23/18 vs. Texans	471
2.	Donovan McNabb	12/5/2004 vs. Packers	464
3.	Donovan McNabb	11/15/2009 at Chargers	450
4.	Randall Cunningham	9/17/1989 vs. at Redskins	447
5.	Bobby Thomason	11/8/1953 vs. Giants	437
6.	Sonny Jurgensen	10/29/1961 at Redskins	436
7t.	Nick Foles	12/15/2013 at Vikings	428
	Michael Vick	9/15/2013 vs. Chargers	428
9.	Sonny Jurgensen	12/16/1962 at StL Cardinals	419
10.	Michael Vick	10/2/2011 vs. 49ers	416

MOST TD PASSES, Game

	PLAYER	GAME	TDs
1t.	Nick Foles	11/3/2013 at Raiders	*7
	Adrian Burk	10/17/1954 at Redskins	*7
3t.	Donovan McNabb	9/18/2005 vs. 49ers	5
	Donovan McNabb	12/5/2004 vs. Packers	5
	Randall Cunningham	9/17/1989 vs. at Redskins	5
	Norm Snead	9/28/1969 vs. Steelers	5
	Sonny Jurgensen	12/16/1962 at StL Cardinals	5
	Sonny Jurgensen	11/26/1961 vs. Cowboys	5
	Adrian Burk	11/28/1954 vs. Redskins	5

* NFL Record

MOST ATTEMPTS, Game

	PLAYER	GAME	ATT
1t.	Nick Foles	10/26/2014 at Cardinals	62
	Randall Cunningham	10/2/1989 at Bears	62
3t.	**Carson Wentz**	**12/4/2016 at Bengals**	**60**
	Davey O'Brien	12/1/1940 at Redskins	60
5.	Donovan McNabb	11/16/2008 at Bengals	58

MOST COMPLETIONS, Game

	PLAYER	GAME	COMP
1t.	Sam Bradford	12/26/2015 vs Redskins	37
	Mark Sanchez	12/20/2014 at Redskins	37
3t.	**Carson Wentz**	**12/4/2016 at Bengals**	**36**
	Sam Bradford	9/14/2015 at Falcons	36
	Nick Foles	10/26/2014 at Cardinals	36

BEST COMPLETION PERCENTAGE, Game

	PLAYER	GAME	COMP-ATT	PCT
1.	Nick Foles	12/30/2018 at Redskins	28-33	84.8
2.	Nick Foles	12/22/2013 vs. Bears	21-25	84.0
3.	Rodney Peete	9/15/1996 vs. Lions	25-30	83.3
4t.	**Nate Sudfeld**	**12/31/2017 vs. Cowboys**	**19-23**	**82.6**
	Jeff Garcia	11/26/2006 at Colts	19-23	82.6
6.	**Carson Wentz**	**10/21/2018 vs. Panthers**	**30-37**	**81.1**

MOST INTERCEPTIONS, Game

	PLAYER	GAME	INTs
1t.	Pete Liske	9/26/1971 vs. Cowboys	6
	Bobby Thomason	10/21/1956 vs. Chi. Cardinals	6

LONGEST PASSING PLAYS

	PLAYER (GAME)	YARDS
1.	Ron Jaworski to Mike Quick (11/10/1985 vs. Falcons)	99t*
2.	Randall Cunningham to Fred Barnett (12/2/1990 at Bills)	95t
3.	Randall Cunningham to Herschel Walker (9/4/1994 at Giants)	93
4.	King Hill to Ben Hawkins (9/22/1968 vs. Giants)	92t
5t.	Michael Vick to DeSean Jackson (12/12/2010 at Cowboys)	91t
	Donovan McNabb to Terrell Owens (10/30/2005 at Broncos)	91t
	Norm Van Brocklin to T. McDonald (10/5/1958 vs. Giants)	91t
8t.	Donovan McNabb to Hank Baskett (9/7/2008 vs. Rams)	90t
	Ron Jaworski to Mike Quick (10/28/1984 vs. StL Cardinals)	90t
10.	A.J. Feeley to Hank Baskett (12/31/2006 vs. Falcons)	89t

* NFL Record

MOST CONSECUTIVE COMPLETIONS

PLAYER	GAME(S)	COMP
1. Nick Foles	12/30/2018 at Redskins	*25
2. Donovan McNabb	last 10, 11/28/2004 at NYG & first 14, 12/5/2004 vs. Packers	24
3. Donovan McNabb	9/23/2007 vs. Lions	18
4t.Carson Wentz	**10/21/2018 vs. Panthers**	**15**
Carson Wentz	**12/15/19 at Redskins**	**15**
Donovan McNabb	9/21/2008 vs. Steelers	^15

*NFL Record (tied with two others)
^Most consecutive pass completions to start a game

ALL-TIME RUSHING

ALL-TIME LEADING RUSHERS

	PLAYER	YEARS	GM	ATT	YARDS	AVG	LG	TDs
1.	LeSean McCoy	2009-2014 (6)	90	1,461	6,792	4.6	66t	44
2.	Wilbert Montgomery	1977-1984 (8)	100	1,465	6,538	4.5	90t	45
3.	Brian Westbrook	2002-2009 (8)	107	1,308	5,995	4.6	71t	37
4.	Steve Van Buren	1944-1951 (8)	83	1,320	5,860	4.4	70t	69
5.	Duce Staley	1997-2003 (7)	98	1,200	4,807	4.0	64t	22
6.	Randall Cunningham (QB)	1985-1995 (11)	122	677	4,482	6.6	52t	32
7.	Ricky Watters	1995-1997 (3)	48	975	3,794	3.9	57	31
8.	Timmy Brown	1960-1967 (8)	96	850	3,703	4.4	61t	29
9.	Tom Woodeshick	1963-1971 (9)	111	831	3,563	4.3	57t	21
10.	Donovan McNabb (QB)	1999-2009 (11)	148	573	3,249	5.7	54	28
11.	Tom Sullivan	1972-1977 (6)	80	871	3,135	3.6	37	17
12.	Clarence Peaks	1957-1963 (7)	83	786	2,927	3.7	57	19
13.	Keith Byars	1986-1992 (7)	105	750	2,672	3.6	52	17
14.	Billy Barnes	1957-1961 (5)	60	689	2,391	3.5	70t	20
15.	Herschel Walker	1992-1994 (3)	48	554	2,344	4.2	91t	14
16.	Anthony Toney (FB)	1986-1990 (5)	67	639	2,294	3.6	44	14
17.	Charlie Garner	1994-1998 (5)	66	495	2,261	4.6	55t	17
18.	Correll Buckhalter	2001-2008 (8)	74	476	2,155	4.5	64t	18
19.	Heath Sherman	1989-1993 (5)	76	537	2,130	4.0	37	10
20.	Michael Vick	2009-2013 (5)	54	298	1,998	6.7	61	15

MOST RUSHING YARDS, SEASON

	PLAYER	YEAR	ATT	YARDS	AVG	LG	TDs
1.	LeSean McCoy	2013	(314)	(1,607)	5.1	57t	9
2.	Wilbert Montgomery	1979	338	1,512	4.5	62t	9
3.	Ricky Watters	1996	(353)	1,411	4.0	56t	13
4.	Wilbert Montgomery	1981	286	1,402	[4.9]	41	8
5.	Brian Westbrook	2007	278	1,333	4.8	36	7
6.	LeSean McCoy	2014	312	1,319	4.2	53	5
7.	LeSean McCoy	2011	273	1,309	4.8	60	(17)
8t.	Duce Staley	1999	325	1,273	3.9	29	4
	Ricky Watters	1995	337	1,273	3.8	57	11
10.	Wilbert Montgomery	1978	259	1,220	[4.7]	47	9
11.	Brian Westbrook	2006	240	1,217	5.1	71t	7
12.	Steve Van Buren	1949	(263)	(1,146)	4.4	41	(11)
13.	Ricky Watters	1997	285	1,110	3.9	28	7
14.	LeSean McCoy	2010	207	1,080	[5.2]	62	7
15.	Herschel Walker	1992	267	1,070	4.0	38	8
16.	Duce Staley	1998	258	1,065	4.1	64t	5
17.	Duce Staley	2002	269	1,029	3.8	57	5
18.	Earnest Jackson	1985	282	1,028	3.6	59	5
19.	Steve Van Buren	1947	(217)	(1,008)	4.6	45	(13)

(Led NFL) [Led Conference]

MOST ATTEMPTS, Career

	PLAYER	ATT
1.	Wilbert Montgomery	1,465
2.	LeSean McCoy	1,461
3.	Steve Van Buren	1,320
4.	Brian Westbrook	1,308
5.	Duce Staley	1,200
6.	Ricky Watters	975
7.	Tom Sullivan	871
8.	Timmy Brown	850
9.	Tom Woodeshick	831
10.	Clarence Peaks	786

MOST TOUCHDOWNS, Career

	PLAYER	TDs
1.	Steve Van Buren	69
2.	Wilbert Montgomery	45
3.	LeSean McCoy	44
4.	Brian Westbrook	37
5.	Randall Cunningham (QB)	32
6.	Ricky Watters	31
7.	Timmy Brown	29
8.	Donovan McNabb (QB)	28
9.	Duce Staley	22
10.	Tom Woodeshick	21

BEST RUSHING AVG, Career

	PLAYER	AVG
1.	Randall Cunningham (QB)	6.62
2.	Donovan McNabb (QB)	5.67
3.	LeSean McCoy	4.65
4.	Brian Westbrook	4.58
5.	Charlie Garner	4.57
6.	Correll Buckhalter	4.53
7.	Wilbert Montgomery	4.46
8.	Steve Van Buren	4.44
9.	Timmy Brown	4.36
10.	Tom Woodeshick	4.29

(min. 400 attempts)

LONGEST RUSHING PLAYS

	PLAYER (GAME)	YARDS
1.	Herschel Walker (11/27/94 at Falcons)	91t
2.	Wilbert Montgomery (12/19/82 vs. Oilers)	90t
3.	Brian Mitchell (10/1/00 vs. Falcons)	85t
4.	Swede Hanson (9/16/34 at Packers)	81t
5.	Leroy Harris (11/25/79 at Packers)	80
6.	Bosh Pritchard (10/23/49 vs. Redskins)	77t
7.	Herman Hunter (11/24/85 at Cowboys)	74t
8.	Wilbert Montgomery (9/14/80 at Vikings)	72t
9t.	**Jay Ajayi (11/19/17 at Cowboys)**	**71**
	Brian Westbrook (9/24/06 at 49ers)	71t
	John Brewer (10/4/52 vs. Giants)	71t

TOP SINGLE-GAME RUSHING PERFORMANCES

MOST YARDS, Game

	PLAYER	GAME	YARDS
1.	LeSean McCoy	12/8/2013 vs. Lions	217
2.	Steve Van Buren	11/27/1949 vs. Steelers	205
3.	Duce Staley	9/3/2000 at Cowboys	201
4.	Wilbert Montgomery	11/4/1979 vs. Browns	197
5.	Steve Van Buren	12/18/1949 at Rams	196
6.	Wilbert Montgomery	1/11/1981 vs. Cowboys	194
7.	Swede Hanson	11/6/1934 vs. Cin. Reds	190
8.	Timmy Brown	11/7/1965 at Browns	186
9.	LeSean McCoy	10/30/2011 vs. Cowboys	185
10.	LeSean McCoy	9/9/2013 at Redskins	184

MOST ATTEMPTS, Game

	PLAYER	GAME	ATT
1t.	Heath Sherman	10/6/1991 at Buccaneers	35
	Heath Sherman	11/12/1990 vs. Redskins	35
	Steve Van Buren	11/20/1949 vs. NY Bulldogs	35
4.	Earnest Jackson	11/17/1985 at StL Cardinals	34
5t.	Brian Westbrook	12/7/2008 at Giants	33
	Ricky Watters	12/10/1995 vs. Cowboys	33
	Steve Van Buren	10/3/1949 at Lions	33

MOST TOUCHDOWNS, Game

	PLAYER	GAME	TDs
1t.	LeSean McCoy	12/18/2011 vs. Jets	3
	LeSean McCoy	9/19/2010 at Lions	3
	Charlie Garner	10/8/1995 vs. Redskins	3
	Wilbert Montgomery	12/19/1982 vs. Houston Oilers	3
	Wilbert Montgomery	10/7/1979 vs. Redskins	3
	Wilbert Montgomery	9/10/1978 at Redskins	3
	Tom Sullivan	10/13/1974 vs. Giants	3
	Clarence Peaks	11/16/1958 vs. Chi. Cardinals	3
	Steve Van Buren	10/17/1948 at Redskins	3
	Steve Van Buren	12/14/1947 vs. Packers	3
	Steve Van Buren	12/9/1945 vs. Boston Yanks	3

MOST ATTEMPTS, Season

	PLAYER (YEAR)	ATT
1.	Ricky Watters (1996)	353
2.	Wilbert Montgomery (1979)	338
3.	Ricky Watters (1995)	337
4.	Duce Staley (1999)	325
5.	LeSean McCoy (2013)	314

MOST TOUCHDOWNS, Season

	PLAYER (YEAR)	TDs
1.	LeSean McCoy (2011)	17
2.	Steve Van Buren (1945)	15
3t.	Ricky Watters (1996)	13
	Steve Van Buren (1947)	13
5.	(three times) last by Ricky Watters (1995)	11

CONSECUTIVE GAMES WITH RUSHING TD

	PLAYER (YEAR)	TDs
1.	Steve Van Buren (1947)	8
2.	Ricky Watters (1995)	6
3t.	Steve Van Buren (1948)	5
	LeSean McCoy (2011)	5
5.	(many times) last by Michael Vick (2010)	4

MOST 100-YARD GAMES, Season

	PLAYER (YEAR)	GAMES
1.	Wilbert Montgomery (1981)	8
2t.	LeSean McCoy (2013)	7
	Wilbert Montgomery (1979)	7
4t.	LeSean McCoy (2011)	6
	Brian Westbrook (2007)	6
	Brian Westbrook (2006)	6
	Ricky Watters (1996)	6
	Wilbert Montgomery (1978)	6

(regular season only)

CONSECUTIVE 100-YARD RUSHING GAMES

	PLAYER (YEAR)	GAMES
1.	Steve Van Buren (1948)	4
2t.	Brian Westbrook (2006)	3
	Wilbert Montgomery (1981)	3
	Wilbert Montgomery (1979)	3
	Wilbert Montgomery (1978)	3

ALL-TIME LEADING RECEIVERS

	PLAYER	YEARS	GM	REC	YARDS	AVG	LG	TDs
1.	Harold Carmichael	1971-1983 (13)	180	589	8,978	15.2	85t	79
2.	**Zach Ertz (TE)**	**2013-2019 (7)**	**105**	**521**	**5,715**	**11.0**	**60**	**35**
3.	Pete Retzlaff (TE)	1956-1966 (11)	132	452	7,412	16.4	84	47
4.	Brian Westbrook (RB)	2002-2009 (8)	107	426	3,790	8.9	62	29
5.	Brent Celek (TE)	2007-2017 (11)	175	398	4,998	12.6	73	31
6.	Pete Pihos (E)	1947-1955 (9)	107	373	5,619	15.1	66t	61
7.	Keith Byars (RB)	1986-1992 (7)	105	371	3,532	9.5	60	13
8.	**DeSean Jackson**	**2008-2013, 19 (7)**	**90**	**365**	**6,276**	**17.2**	**91t**	**34**
9.	Mike Quick	1982-1990 (9)	101	363	6,464	17.8	99t	61
10.	Jeremy Maclin	2009-2014 (6)	75	343	4,771	13.9	83t	36
11.	Bobby Walston (WR/K)	1951-1962 (12)	148	311	5,363	17.2	75t	46
12.	Fred Barnett	1990-1995 (6)	81	308	4,634	15.0	95t	28
13.	LeSean McCoy (RB)	2009-2014 (6)	90	300	2,282	7.6	70	10
14.	Jason Avant	2006-2013 (8)	116	297	3,646	12.3	58	12
15.	Calvin Williams	1990-1996 (7)	93	295	3,840	13.0	80t	34
16.	Tommy McDonald (FL)	1957-1963 (7)	88	287	5,499	19.2	91t	66
17.	Duce Staley (RB)	1997-2003 (7)	98	275	2,498	9.1	52t	10
18.	Wilbert Montgomery (RB)	1977-1984 (8)	100	266	2,447	9.2	53t	12
19.	Ben Hawkins (FL)	1966-1973 (8)	102	261	4,764	18.3	92t	32
20.	Jordan Matthews (WR)	2014-16, 18, 19 (5)	62	249	3,006	12.1	78t	21

MOST RECEIVING YARDS, Career

	PLAYER	YARDS
1.	Harold Carmichael	8,978
2.	Pete Retzlaff (E)	7,412
3.	Mike Quick	6,464
4.	**DeSean Jackson**	**6,276**
5.	**Zach Ertz**	**5,715**
6.	Pete Pihos (E)	5,619
7.	Tommy McDonald (FL)	5,499
8.	Bobby Walston (WR/K)	5,363
9.	Brent Celek	4,998
10.	Jeremy Maclin	4,771
11.	Ben Hawkins (FL)	4,764
12.	Fred Barnett	4,634
13.	Calvin Williams	3,840
14.	Brian Westbrook	3,790
15.	Jason Avant	3,646
16.	Keith Byars	3,532
17.	Harold Jackson	3,493
18.	Charlie Smith	3,349
19.	Timmy Brown	3,346
20.	Irving Fryar	3,067

MOST TOUCHDOWNS, Career

	PLAYER	TDs
1.	Harold Carmichael	79
2.	Tommy McDonald (FL)	66
3t.	Mike Quick	61
	Pete Pihos (E)	61
5.	Pete Retzlaff (E)	47
6.	Bobby Walston (WR/K)	46
7.	Jeremy Maclin	36
8.	**Zach Ertz**	**35**
9t.	**DeSean Jackson**	**34**
	Calvin Williams	34
11.	Ben Hawkins (FL)	32

MOST RECEIVING YARDS, Season

	PLAYER (YEAR)	YARDS
1.	Mike Quick (1983)	1,409
2.	**DeSean Jackson (2013)**	**1,332**
3.	Jeremy Maclin (2014)	1,318
4.	Irving Fryar (1997)	1,316
5.	Ben Hawkins (1967)	1,265
6.	Mike Quick (1985)	1,247
7.	Terrell Owens (2004)	1,200
8.	Irving Fryar (1996)	1,195
9.	Pete Retzlaff (1965)	1,190
10.	**Zach Ertz (2018)**	**1,163**
11.	DeSean Jackson (2009)	1,156
12.	Tommy McDonald (1962)	1,146
13.	Tommy McDonald (1961)	1,144
14.	Fred Barnett (1994)	1,127
15t.	Harold Carmichael (1973)	1,116
	Harold Jackson (1969)	1,116
17.	Kevin Curtis (2007)	1,110
18.	Fred Barnett (1992)	1,083
19.	Harold Carmichael (1978)	1,072
20.	**DeSean Jackson (2010)**	**1,056**
21.	Mike Quick (1984)	1,052
22.	Pete Pihos (1953)	1,049
23.	Harold Jackson (1972)	1,048
24.	Harold Carmichael (1981)	1,028

MOST RECEPTIONS, SEASON

	PLAYER	YEAR	REC	YDS	AVG	LG	TDs
1.	**Zach Ertz (TE)**	**2018**	**116**	**1,163**	**10.0**	**34**	**8**
2.	Brian Westbrook (RB)	2007	90	771	8.6	57t	5
3.	Irving Fryar	1996	88	1,195	13.6	42	11
4.	Irving Fryar	1997	86	1,316	15.3	72t	6
5t.	Jordan Matthews	2015	85	997	11.7	78t	8
	Jeremy Maclin	2014	85	1,318	15.5	72	10
7.	**Zach Ertz (TE)**	**2019**	**84**	**888**	**10.6**	**30**	**6**
8.	**DeSean Jackson**	**2013**	**82**	**1,332**	**16.2**	**61t**	**9**
9t.	Keith Byars (RB)	1990	81	819	10.1	54	3
	Keith Jackson (TE)	1988	81	869	10.7	41	6
11t.	**Zach Ertz (TE)**	**2016**	**78**	**816**	**10.5**	**30**	**4**
	LeSean McCoy (RB)	2010	78	592	7.6	40	2
	Fred Barnett	1994	78	1,127	14.4	54	5

(Led NFL) [Led Conference]

TOP SINGLE-GAME RECEIVING PERFORMANCES

MOST YARDS, Game

	PLAYER	GAME	YARDS
1.	Tommy McDonald (FL)	12/10/1961 vs. Giants	237
2.	Kevin Curtis (WR)	9/23/2007 vs. Lions	221
3.	**DeSean Jackson (WR)**	**12/12/2010 at Cowboys**	**210**
4.	Pete Retzlaff (E)	11/14/1965 vs. Redskins	204
5.	Bud Grant (E)	12/7/1952 vs. Dallas Texans	203
6.	Timmy Brown (B)	12/16/1962 at StL Cardinals	199
7.	Ben Hawkins (FL)	10/22/1967 at StL Cardinals	197
8.	**DeSean Jackson (WR)**	**12/15/2013 at Vikings**	**195**
9.	Harold Jackson (WR)	10/11/1970 at Giants	194
10t.	**DeSean Jackson (WR)**	**9/15/2013 vs. Chargers**	**193**
	Fred Barnett (WR)	9/13/1992 at Pho. Cardinals	193

MOST RECEPTIONS, Game

	PLAYER	GAME	REC
1.	**Zach Ertz (TE)**	**12/20/2014 at Redskins**	**15**
2t.	**Zach Ertz (TE)**	**11/11/2018 vs. Cowboys**	**14**
	Brian Westbrook (RB)	11/4/2007 vs. Cowboys	14
	Don Looney (E)	12/1/1940 at Redskins	14
5t.	**Zach Ertz (TE)**	**1/1/17 vs. Cowboys**	**13**
	Zach Ertz (TE)	**12/26/2015 vs. Redskins**	**13**
	Jeremy Maclin (WR)	9/18/2011 at Falcons	13
8t.	**Zach Ertz (TE)**	**11/24/2019 vs. Seahawks**	**12**
	Zach Ertz (TE)	**12/23/2018 vs. Texans**	**12**
	Jeremy Maclin (WR)	10/26/2014 at Cardinals	12
	LeSean McCoy (RB)	10/3/2010 vs. Redskins	12
	Brian Westbrook (RB)	11/19/2006 vs. Titans	12
	Keith Byars (RB)	9/30/1990 vs. Colts	12
	Keith Jackson (TE)	11/19/1989 vs. Vikings	12
	Keith Jackson (TE)	9/17/1989 at Redkins	12
	John Spagnola (TE)	10/6/1985 at Saints	12
	Harold Carmichael (WR)	10/14/1973 at StL Cardinals	12

MOST TOUCHDOWNS, Game

	PLAYER	GAME	TDS
1t.	Irving Fryar	10/20/1996 vs. Dolphins	4
	Ben Hawkins (FL)	9/28/1969 vs. Steelers	4
3.	(23 times) last by Riley Cooper on 11/3/2013 at Raiders		3

MOST TOUCHDOWNS, Season

	PLAYER (YEAR)	TDs
1.	Terrell Owens (2004)	14
2t.	Mike Quick (1983)	13
	Tommy McDonald (1961)	13
	Tommy McDonald (1960)	13
5.	(seven times) last by Irving Fryar (1996)	11

CONSECUTIVE GAMES WITH REC. TD

	PLAYER (YEAR)	GAMES
1t.	Mike Quick (1985)	6
	Pete Pihos (1947-48)	6
3.	(five times) last by DeSean Jackson (2009)	5

MOST 100-YD RECEIVING GAMES, Season

	PLAYER (YEAR)	GAMES
1.	Terrell Owens (2004)	7
2t.	Irving Fryar (1997)	6
	Mike Quick (1983)	6
4.	**(10 times) last by Zach Ertz (2018)**	**5**

CONSECUTIVE 100-YD RECEIVING GAMES

	PLAYER (YEAR)	GAMES
1t.	Terrell Owens (2004)	5
	Harold Jackson (last 2 in 1971, first 3 in 1972)	5
3.	Mike Quick (1983)	4
4.	(seven times) last by Irving Fryar (1996)	3

ALL-TIME SCRIMMAGE YARDS

ALL-TIME LEADERS IN TOTAL YARDS FROM SCRIMMAGE

	PLAYER	YEARS	GM	TOUCHES	YARDS	AVG	YDS/G	TDs
1.	Brian Westbrook (RB)	2002-2009 (8)	107	1,734	9,785	5.6	91.4	66
2.	LeSean McCoy (RB)	2009-2014 (6)	90	1,761	9,074	5.2	100.8	54
3.	Harold Carmichael (WR)	1971-1983 (13)	180	598	9,042	15.1	50.2	79
4.	Wilbert Montgomery (RB)	1977-1984 (8)	100	1,731	8,985	5.2	89.9	57
5.	Pete Retzlaff (E)	1956-1966 (11)	132	458	7,408	16.2	56.1	47
6.	Duce Staley (RB)	1997-2003 (7)	98	1,475	7,305	5.0	74.5	32
7.	Timmy Brown (RB)	1960-1967 (8)	96	1,081	7,049	6.5	73.4	55
8.	**DeSean Jackson (WR)**	**2008-2013, 19 (7)**	**90**	**422**	**6,649**	**15.8**	**73.9**	**37**
9.	Mike Quick (WR)	1982-1990 (9)	101	364	6,459	17.7	64.0	61
10.	Steve Van Buren (B)	1944-1951 (8)	83	1,365	6,383	4.7	76.9	72
11.	Keith Byars (RB)	1986-1992 (7)	105	1,121	6,204	5.5	59.1	30
12.	**Zach Ertz (TE)**	**2013-2019 (7)**	**105**	**521**	**5,715**	**11.0**	**54.4**	**35**
13.	Pete Pihos (E)	1947-1955 (9)	107	382	5,615	14.7	52.5	61
14.	Tommy McDonald (FL)	1957-1963 (7)	88	304	5,521	18.2	62.7	66
15.	Bobby Walston (WR/K)	1951-1962 (12)	148	315	5,375	17.1	36.3	46
16.	Ricky Watters (RB)	1995-1997 (3)	48	1,136	5,112	4.5	106.5	32
17.	Brent Celek (TE)	2007-2017 (11)	175	398	4,998	12.6	28.6	31
18.	Jeremy Maclin (WR)	2009-2014 (6)	75	349	4,801	13.8	64.0	36
19.	Ben Hawkins (FL)	1966-1973 (8)	102	271	4,772	17.6	46.8	32
20.	Tom Woodeshick (B)	1963-1971 (9)	111	956	4,736	5.0	42.7	27

MOST TOTAL YARDS FROM SCRIMMAGE, SEASON

	PLAYER	YEAR	TOUCHES	YARDS	AVG	YDS/GM	TDs
1.	LeSean McCoy	2013	366	2,146	5.9	134.1	11
2.	Brian Westbrook	2007	368	2,104	5.7	140.3	12
3.	Wilbert Montgomery	1979	379	2,006	5.3	125.4	14
4.	Wilbert Montgomery	1981	335	1,923	5.7	128.2	10
5.	Brian Westbrook	2006	317	1,916	6.0	127.7	11
6.	Ricky Watters	1996	404	1,855	4.6	115.9	13
7.	Ricky Watters	1995	399	1,707	4.3	106.7	12
8.	LeSean McCoy	2010	285	1,672	5.9	111.5	9
9.	LeSean McCoy	2011	321	1,624	5.1	108.3	20
10.	Duce Staley	2002	320	1,570	4.9	98.1	8

MOST TOUCHES, Career

	PLAYER	TOUCHES
1.	LeSean McCoy	1,761
2.	Brian Westbrook	1,734
3.	Wilbert Montgomery	1,731
4.	Duce Staley	1,475
5.	Steve Van Buren	1,365
6.	Ricky Watters	1,136
7.	Keith Byars	1,121
8.	Timmy Brown	1,081
9.	Tom Sullivan	1,032
10.	Clarence Peaks	961

BEST YARDS/TOUCH, Career

	PLAYER	AVG
1.	Timmy Brown	6.52
2.	Brian Westbrook	5.64
3.	Keith Byars	5.53
4.	Wilbert Montgomery	5.19
5.	LeSean McCoy	5.15
6t.	Tom Woodeshick	4.95
	Duce Staley	4.95
8.	Clarence Peaks	4.77
9.	Steve Van Buren	4.68
10.	Billy Barnes	4.53

(min. 750 touches)

MOST TOUCHES, Season

	PLAYER (YEAR)	TOUCHES
1.	Ricky Watters (1996)	404
2.	Ricky Watters (1995)	399
3.	Wilbert Montgomery (1979)	379
4.	Brian Westbrook (2007)	368
5t.	LeSean McCoy (2013)	366
	Duce Staley (1999)	366

BEST YARDS/TOUCH, Season

	PLAYER (YEAR)	AVG
1.	Timmy Brown (1965)	7.42
2.	Timmy Brown (1962)	7.38
3.	Herschel Walker (1994)	6.31
4.	Steve Van Buren (1945)	6.24
5.	Brian Westbrook (2003)	6.14
6.	Keith Byars (1991)	6.07

(min. 150 touches)

TOP SINGLE-GAME SCRIMMAGE YARD TOTALS

MOST YARDS, Game

	PLAYER	GAME	YARDS
1.	Duce Staley	9/3/2000 at Cowboys	262
2.	Timmy Brown	12/16/1962 at Cardinals	249
3t.	Wilbert Montgomery	11/4/1979 vs. Browns	237
	Tommy McDonald	12/10/1961 vs. Giants	237
5.	Duce Staley	11/11/2001 vs. Vikings	231

MOST TOUCHES, Game

	PLAYER	GAME	TOUCHES
1t.	Brian Westbrook	12/7/2008 at Giants	39
	Ricky Watters	12/10/1995 vs. Cowboys	39
	Heath Sherman	11/12/1990 vs. Redskins	39
4.	Heath Sherman	10/6/1991 at Buccaneers	37
5.	Ricky Watters	10/8/1995 vs. Redskins (ot)	36

ALL-TIME INTERCEPTIONS

ALL-TIME INTERCEPTION LEADERS

	PLAYER	YEARS	INTs	YARDS	AVG	LG	TDs
1t.	Brian Dawkins	1996-2008 (13)	34	515	15.1	67t	2
	Eric Allen	1988-94 (7)	34	482	14.2	94t	5
	Bill Bradley	1969-76 (8)	34	536	15.8	56t	1
4.	Herman Edwards	1977-85 (9)	33	98	3.0	25	1
5.	Wes Hopkins	1983-93 (10)	30	241	8.0	33	1
6.	Don Burroughs	1960-64 (5)	29	351	12.1	46	0
7.	Troy Vincent	1996-2003 (8)	28	341	12.2	90t	1
8t.	Joe Scarpati	1964-69 (6)	24	402	16.8	67t	3
	Ernie Steele	1942-48 (6)	24	404	16.8	62	0
10t.	Asante Samuel	2008-11 (4)	23	304	13.2	50t	2
	Roynell Young	1980-88 (9)	23	106	4.6	33	0

MOST INTERCEPTIONS, SEASON

	PLAYER	YEAR	INTs	YARDS	AVG	LG	TDs
1.	Bill Bradley	1971	11	248	22.5	51	0
2t.	Asante Samuel	2009	9	117	13.0	37	0
	Bill Bradley	1972	9	73	8.1	21	0
	Don Burroughs	1960	9	124	13.8	46	0
	Ed "Bibbles" Bawel	1955	9	168	18.7	42t	2
6t.	Eric Allen	1989	8	38	4.8	18	0
	Terry Hoage	1988	8	116	14.5	38	0
	Joe Scarpati	1966	8	182	22.8	32	0
	Bob Hudson	1954	8	89	11.1	32	0
	Tom Brookshier	1953	8	41	5.1	22	0
	Ed "Bibbles" Bawel	1952	8	121	15.1	35	0

TOP SINGLE-GAME INT PERFORMANCES

MOST INTERCEPTIONS, Game

	PLAYER	GAME	INTS
1.	Russ Craft	9/24/1950 at Chi. Cardinals	*4
2t.	Kurt Coleman	10/16/2011 at Redskins	3
	Joe Scarpati	10/23/1966 at Giants	3
	Jim Nettles	12/12/1965 at Steelers	3
	Nate Ramsey	11/28/1965 at StL Cardinals	3
	Don Burroughs	12/3/1961 at Steelers	3
	Chuck Weber	9/30/1960 at Cowboys	3
	Joe Sutton	9/24/1950 at Chi. Cardinals	3
	Gil Steinke	11/10/1946 at Giants	3
	Roy Zimmerman	12/9/1945 vs. Boston Yanks	3
	Roy Zimmerman	12/10/1944 vs. Cleveland Rams	3

* NFL record

MOST INTERCEPTION RETURN YARDS, Game

	PLAYER	GAME	YDS
1.	Frank LeMaster	12/21/1975 at Redskins	114
2.	Lito Sheppard	10/8/2006 vs. Cowboys	102
3.	Lito Sheppard	11/15/2004 at Cowboys	101
4t.	**Malcolm Jenkins**	**12/6/2015 at Patriots**	**99**
	Jerry Norton	10/5/1957 vs. Giants	99

MOST INTERCEPTIONS RETURNED FOR TD, Game

	PLAYER	GAME	TDS
1.	Eric Allen	12/26/1993 vs. Saints	2

MOST INT RETURN YDS, Career

	PLAYER	YARDS
1.	Bill Bradley	536
2.	Brian Dawkins	515
3.	Eric Allen	482
4.	Lito Sheppard	460
5.	Ernie Steele	404

MOST INTs RETURNED FOR TD, Career

	PLAYER	TDs
1.	Eric Allen	5
2.	**Malcolm Jenkins**	**4**
3t.	Sheldon Brown	3
	Lito Sheppard	3
	Joe Scarpati	3

MOST INT RETURN YDS, Season

	PLAYER (INTs, YEAR)	YARDS
1.	Bill Bradley (11, 1971)	248
2.	Eric Allen (6, 1993)	201
3.	Joe Scarpati (8, 1966)	182
4.	Lito Sheppard (5, 2004)	172
5.	Ed "Bibbles" Bawel (9, 1955)	168

MOST INTs RETURNED FOR TD, Season

	PLAYER (YEAR)	TDs
1.	Eric Allen (1993)	*4
2t.	**Malcolm Jenkins (2016)**	**2**
	Lito Sheppard (2004)	2
	Seth Joyner (1992)	2
	Ed Bawel (1955)	2

* NFL record

MOST INTs BY A NON-DB, Season

	PLAYER (YEAR)	INTs
1.	William Thomas, LB (1995)	7
2t.	Chuck Weber, LB (1960)	6
	Chuck Bednarik, LB (1953)	6
4.	Jordan Hicks, LB (2016)	5

LONGEST INTERCEPTION RETURNS

	PLAYER (GAME)	YARDS
1t.	James Willis intercepted pass 4 yds. deep in the end zone and returned it 14 yds. before lateralling to Troy Vincent, who ran 90 yds. (11/3/1996 at Cowboys - QB Troy Aikman)	104t
2.	Lito Sheppard (10/8/2006 vs. Cowboys - QB Drew Bledsoe)	102t
3.	Lito Sheppard (11/15/2004 at Cowboys - QB V. Testaverde)	101t
4t.	**Malcolm Jenkins (12/6/2015 at Patriots - QB Tom Brady)**	**99t**
	Jerry Norton (10/5/1957 vs. Giants - QB Charlie Conerly, deflected off goal post)	99t
6t.	Eric Allen (10/3/1993 at Jets - QB Boomer Esiason)	94t
	Irv Cross (10/25/1964 at Steelers - QB Terry Nofsinger)	94t
8.	Jack Hinkle (10/9/1943 vs. Giants - QB Tuffy Leemans)	91

ALL-TIME SACKS

ALL-TIME LEADERS IN SACKS

	PLAYER	YEARS	SACKS
1.	Reggie White (DE)	1985-92	124.0
2.	Trent Cole (DE/LB)	2005-14	85.5
3.	Clyde Simmons (DE)	1986-93	76.0
4.	Hugh Douglas (DE)	1998-2002, 2004	54.5
5.	Greg Brown (DE)	1982-86	50.5
6.	**Brandon Graham (DE/LB)**	**2010-19**	**50.0**
7.	**Fletcher Cox (DT)**	**2012-19**	**48.0**
8.	Andy Harmon (DT)	1991-97	39.5
9.	Seth Joyner (LB)	1986-93	37.0
10.	Wiliam Fuller (DE)	1994-96	35.5
11.	Dennis Harrison (DE)	1978-84	34.0
12.	William Thomas (LB)	1991-99	33.0
13.	Ken Clarke (DT)	1982-87	32.5
14.	Corey Simon (DT)	2000-04	32.0
15t.	Connor Barwin (DE/LB)	2013-16	31.5
	Juqua Parker (DE)	2005-11	31.5
	Mike Mamula (DE)	1995-2000	31.5
18.	Jerome Brown (DT)	1987-91	29.5
19.	Darwin Walker (DT)	2000-06	27.5
20t.	**Vinny Curry (DE)**	**2012-17, 19**	**26.0**
	Jason Babin (DE)	2009, 2011-12	26.0

Note: only includes figures since 1982 when sacks first became an official NFL statistic

MOST SACKS, SEASON

	PLAYER	YEAR	SACKS
1.	Reggie White (DE)	1987	21.0
2.	Clyde Simmons (DE)	1992	19.0
3t.	Jason Babin (DE)	2011	18.0
	Reggie White (DE)	1988	18.0
	Reggie White (DE)	1986	18.0
6.	Greg Brown (DE)	1984	16.0
7.	Clyde Simmons (DE)	1989	15.5
8t.	Hugh Douglas (DE)	2000	15.0
	Reggie White (DE)	1991	15.0
10.	Connor Barwin (LB)	2014	14.5

MOST SACKS, GAME

	PLAYER	GAME	SACKS
1t.	Hugh Douglas (DE)	10/18/1998 at Chargers	4.5
	Clyde Simmons (DE)	9/15/1991 at Cowboys	4.5
3t.	Reggie White (DE)	9/25/1988 at Vikings	4.0
	Reggie White (DE)	11/30/1986 at LA Raiders	4.0
	Reggie White (DE)	11/2/1986 at StL Cardinals	4.0
	Garry Cobb (LB)	10/5/1986 at Falcons	4.0
	Greg Brown (DE)	12/16/1984 at Falcons	4.0

MOST CONSECUTIVE GAMES WITH A SACK

	PLAYER	YEAR	GAMES
1t.	Reggie White (last 4 games in 1986 and first 4 in '87)		8
	Reggie White (last 7 games in 1987 and first in '88)		8
3t.	William Fuller	1994	7
	Dennis Harrison	1982	7
5.	Clyde Simmons	1992	6

LONGEST FUMBLE RETURN FOR A TD

	PLAYER	GAME	YARDS
1.	Mike Patterson	9/24/2006 at 49ers	98t
2t.	Joselio Hanson	12/28/2008 vs. Cowboys	96t
	Joe Lavender	9/23/1974 vs. Cowboys	96t
4.	Joe Carter	9/25/1938 vs. NY Giants	92t
5.	Bob Pylman	9/25/1938 vs. NY Giants	88t
6.	Will Wynn	12/1/1974 vs. Packers	87t
7.	Walter Thurmond	1/3/2016 at Giants	83t
8.	Sheldon Brown	10/9/2005 at Cowboys	80t
9.	Chris Clemons	12/28/2008 vs. Cowboys	73t
10.	Reggie White	9/13/1987 at Redskins	70t

MOST FUMBLE RETURNS FOR TD, CAREER

	PLAYER	YEARS	TDs
1.	Seth Joyner	1986-93	3
2t.	**Nigel Bradham**	**2016-19**	**2**
	Fletcher Cox	**2012-19**	**2**
	Juqua Parker	2005-11	2
	Sheldon Brown	2002-09	2
	Kevin Curtis	2007-09	2
	William Thomas	1991-97	2
	Reggie White	1985-92	2
	Clyde Simmons	1986-90	2
	Greg Brown	1981-84	2
	Will Wynn	1973-76	2

MOST BLOCKED PUNTS RETURNED FOR TD

	PLAYER	TDs
1t.	(11 times) last Najee Goode (12/6/15 at Patriots) (24 yards)	1

MOST BLOCKED FGs RETURNED FOR TD

	PLAYER	TDs
1t.	(2 times) last Matt Ware (10/23/05 vs. Chargers) (65 yards)	1

LONGEST RETURN AFTER MISSED FIELD GOAL

	PLAYER	GAME	YARDS
1.	Al Nelson	9/26/1971 vs. Cowboys	101t
2.	Al Nelson	12/11/1966 vs. Browns	100t
3.	Timmy Brown	9/16/1962 vs. StL Cardinals	99

ALL-TIME PUNTING

ALL-TIME LEADING PUNTERS, GROSS AVERAGE (min. 100 punts)

	Player	Years	Punts	Yards	Gross	Net	In20	Lg	Blk
1.	**Cameron Johnston**	**2018-2019 (2)**	**121**	**5,763**	**47.63**	**42.8**	**48**	**68**	**0**
2.	Donnie Jones	2013-2017 (5)	374	16,971	45.37	40.5	138	72	4
3.	Joe Muha	1946-1950(5)	179	7,688	42.95	NA	NA	82	2
4.	Sav Rocca	2007-2010 (4)	299	12,817	42.87	37.6	102	65	1
5.	Sean Landeta	1999-2002, 2005 (5)	376	16,092	42.80	35.9	96	64	1

BEST GROSS PUNTING AVERAGE, SEASON (min. 40 punts)

	Name	Year	Punts	Yards	Gross	Net	In20	Lg	Blk
1.	**Cameron Johnston**	**2018**	**61**	**2,937**	**48.15**	**42.7**	**24**	**68**	**0**
2.	Joe Muha	1948	57	2,694	(47.26)	NA	NA	82	0
3.	**Cameron Johnston**	**2019**	**60**	**2,826**	**47.10**	**42.9**	**24**	**61**	**0**
4.	Donnie Jones	2015	86	4,038	46.95	41.6	29	64	2
5.	Mat McBriar	2012	55	2,560	46.55	36.5	13	66	1

ALL-TIME LEADING PUNTERS, NET AVERAGE (min. 100 punts)

	Player	Years	Punts	Yards	Gross	Net	In20	Lg	Blk
1.	**Cameron Johnston**	**2018-2019 (2)**	**121**	**5,763**	**47.63**	**42.8**	**48**	**68**	**0**
2.	Donnie Jones	2013-2017 (5)	374	16,971	45.37	40.5	138	72	4
3.	Sav Rocca	2007-2010 (4)	299	12,817	42.87	37.6	102	65	1
4.	Dirk Johnson	2003-2006(4)	268	11,180	41.72	36.0	79	62	0
5.	Sean Landeta	1999-2002, 2005 (5)	376	16,092	42.80	35.9	96	64	1

BEST NET PUNTING AVERAGE, SEASON (min. 40 punts)

	Name	Year	Punts	Yards	Gross	Net	In20	Lg	Blk
1.	**Cameron Johnston**	**2019**	**60**	**2,826**	**47.1**	**42.9**	**24**	**61**	**0**
2.	**Cameron Johnston**	**2018**	**61**	**2,937**	**48.2**	**42.7**	**24**	**68**	**0**
3.	Donnie Jones	2015	86	4,038	47.0	41.6	29	64	2
4.	Donnie Jones	2016	63	2,888	45.8	40.7	21	72	0
5.	Donnie Jones	2017	67	3,033	45.3	40.6	21	61	1
6.	Donnie Jones	2013	82	3,681	44.9	40.5	(33)	70	1

Note: net average became an official stat in 1976

(Led NFL) [Led Conference]

MOST PUNTS, Career

	PLAYER	PUNTS
1.	Adrian Burk	393
2.	Sean Landeta	376
3.	Tom Hutton	349
4.	John Teltschik	345
5.	Max Runager	332

MOST PUNTS INSIDE 20, Career

	PLAYER	IN20
1.	Donnie Jones	138
2.	Jeff Feagles	106
3.	Sav Rocca	102
4.	Sean Landeta	96
5.	Dirk Johnson	79

Inside-the-20 became official stat in 1976

MOST PUNTS, Season

	PLAYER (YEAR)	PUNTS
1.	John Teltschik (1986)	108
2.	Sean Landeta (1999)	107
3.	Tom Hutton (1998)	104
4.	John Teltschik (1988)	98
5.	Sean Landeta (2001)	97

MOST PUNTS INSIDE 20, Season

	PLAYER (YEAR)	IN20
1.	Donnie Jones (2014)	34
2.	Donnie Jones (2013)	33
3.	Jeff Feagles (1993)	31
4t.	Donnie Jones (2015)	29
	Jeff Feagles (1991)	29

Inside-the-20 became official stat in 1976

TOP SINGLE-GAME PUNTING PERFORMANCES

LONGEST PUNT

	PLAYER	GAME	YARDS
1.	Randall Cunningham	12/3/1989 at Giants	91
2.	Joe Muha	10/10/1948 vs. Giants	82
3t.	Randall Cunningham	10/16/1994 at Cowboys	80
	King Hill	11/11/1962 vs. Packers	80
5.	Jeff Feagles	9/15/1991 at Cowboys	77

MOST PUNTS, Game

	PLAYER	GAME	PUNTS
1.	John Teltschik	12/6/1987 at NY Giants	15
2t.	Adrian Burk	12/12/1954 vs. Giants	12
	Adrian Burk	11/2/1952 at Packers	12
	Len Barnum	10/4/1942 vs. Redskins	12
	Emmett Mortell	10/10/1937 at Redskins	12

BEST GROSS PUNTING AVERAGE, Game (min. 4 punts)

	PLAYER	GAME	AVG.
1.	Mat McBriar	10/14/2012 vs. Lions	56.6
2.	**Cameron Johnston**	**9/16/18 at Buccaneers**	**56.0**
3.	Chas Henry	9/9/2012 at Browns	55.0
4.	Donnie Jones	10/19/2015 vs. Giants	54.3
5.	Donnie Jones	9/15/2014 at Colts	53.8

BEST NET PUNTING AVERAGE, Game (min. 4 punts, since 1976)

	PLAYER	GAME	AVG.
1.	Donnie Jones	11/17/2013 vs. Redskins	50.7
2.	**Cameron Johnston**	**9/15/2019 at Falcons**	**49.3**
3.	Donnie Jones	10/19/2015 vs. Giants	49.0
4.	Sean Landeta	9/23/2001 at Seahawks	49.0
5.	Jeff Feagles	10/5/1992 vs. Cowboys	48.8

ALL-TIME PUNT RETURNS

ALL-TIME LEADING PUNT RETURNERS (min. 20 returns)

	Player	Years	PR	FC	Yds	Avg	Lg	TDs
1.	Ernie Steele	1942-48 (6)	44	NA	737	16.75	80t	1
2.	Steve Van Buren	1944-51 (8)	34	NA	473	13.91	55t	2
3.	Pat McHugh	1947-51 (5)	31	NA	402	12.97	69t	1
4.	Brian Westbrook	2002-09 (8)	39	21	498	12.77	84t	2
5.	Brian Mitchell	2000-02 (3)	117	66	1,369	11.70	76t	2
6.	**Darren Sproles**	**2014-19 (6)**	**116**	**68**	**1,355**	**11.68**	**89t**	**4**
7.	Frank Reagan	1949-51 (3)	27	NA	304	11.26	42	1
8.	Bosh Pritchard	1942, 1947-51 (6)	91	NA	975	10.71	55t	1
9.	Vai Sikahema	1992-93 (2)	73	30	778	10.66	87t	1
10.	Larry Marshall	1974-77 (4)	104	16	1,086	10.44	48	0

BEST PUNT RETURN AVERAGE, SEASON (min. 15 returns)

	Player	Year	PR	FC	Yds	Avg	Lg	TDs
1.	Steve Van Buren	1944	15	NA	230	(15.33)	55	(1)
2.	Brian Westbook	2003	20	16	306	[15.30]	84t	(2)
3.	**DeSean Jackson**	**2009**	**29**	**15**	**[441]**	**(15.21)**	**(85t)**	**(2)**
4.	Alvin Haymond	1968	15	6	201	13.40	54t	1
5.	**Darren Sproles**	**2016**	**17**	**13**	**224**	**13.18**	**66**	**0**
6.	**Darren Sproles**	**2014**	**(39)**	**16**	**(506)**	**(12.97)**	**82t**	**(2)**
7.	Reno Mahe	2005	21	9	269	(12.81)	44	0
8.	Frank Reagan	1949	21	NA	266	12.67	42	1
9.	Kelvin Martin	1995	17	10	214	12.59	38	0
10.	Vai Sikahema	1992	40	10	503	12.58	[87t]	1
11.	Brian Mitchell	2002	46	11	567	12.32	76t	1

(Led NFL) [Led Conference]

TOP SINGLE-GAME PUNT RETURN PERFORMANCES

MOST PUNT RETURN YARDS, Game

	Player	Game	Yards
1.	Alvin Haymond	10/6/1968 at Redskins	140
2.	**Darren Sproles**	**12/6/2015 at Patriots**	**115**
3.	Vai Sikahema	11/22/1992 at NY Giants	111
4.	Kenjon Barner	10/8/2017 vs. Cardinals	110
5.	Reno Mahe	12/5/2005 vs. Seahawks	108

MOST PUNT RETURNS, Game

	Player	Game	PR
1.	Larry Marshall	9/18/1977 vs. Buccaneers	9
2t.	**DeSean Jackson**	**9/7/2008 vs. Rams**	**8**
	Evan Cooper	10/26/1986 vs. Chargers	8
	Vai Sikahema	12/13/1992 at Seahawks	8
5.	(7 times) last by Reno Mahe	12/5/2005 vs. Seahawks	7

BEST PUNT RETURN AVERAGE, Game (min. 3 punt returns)

	Player	Game	Avg.
1.	Kenjon Barner	10/8/2017 vs. Cardinals	36.7
2.	Brian Mitchell	11/25/2002 at 49ers	33.0
3.	**Darren Sproles**	**9/27/2015 at NY Jets**	**29.7**
4.	**Darren Sproles**	**9/18/2014 at 49ers**	**28.7**
5t.	**Darren Sproles**	**11/10/2014 vs. Panthers**	**28.3**
	Clyde Scott	10/30/1949 at Steelers	28.3

MOST PUNT RETURNS, Career

	Player	Returns
1.	Wally Henry	148
2.	**DeSean Jackson**	**131**
3t.	Brian Mitchell	117
	John Sciarra	117
5.	**Darren Sproles**	**116**

MOST PUNT RETURN YARDS, Career

	Player	Yards
1.	Brian Mitchell	1,369
2.	**Darren Sproles**	**1,355**
3.	**DeSean Jackson**	**1,294**
4.	Wally Henry	1,231
5.	Larry Marshall	1,086

MOST PUNT RETURN TDs, Career

	Player	TDs
1t.	**Darren Sproles**	**4**
	DeSean Jackson	**4**
3t.	Brian Westbrook	2
	Brian Mitchell	2
	Steve Van Buren	2

MOST PUNT RETURNS, Season

	Player (Year)	Returns
1.	Wally Henry (1981)	54
2.	Rod Harris (1991)	53
3.	**DeSean Jackson (2008)**	**50**
4t.	Brian Mitchell (2002)	46
	Larry Marshall (1977)	46

MOST PUNT RETURN YARDS, Season

	Player (Year)	Yards
1.	Brian Mitchell (2002)	567
2.	**Darren Sproles (2014)**	**506**
3.	Vai Sikahema (1992)	503
4.	Larry Marshall (1977)	489
5.	Brian Mitchell (2001)	467

MOST PUNT RETURN TDs, Season

	Player (Year)	TDs
1t.	**Darren Sproles (2015)**	**2**
	Darren Sproles (2014)	**2**
	DeSean Jackson (2009)	**2**
	Brian Westbrook (2003)	2

LONGEST PUNT RETURNS

	Player (Game)	Yards
1.	Damaris Johnson (12/2/2012 at Cowboys)	98t
2.	**Darren Sproles (9/27/2015 at Jets)**	**89t**
3.	Vai Sikahema (11/22/1992 at Giants)	87t
4.	**DeSean Jackson (9/13/2009 at Panthers)**	**85t**
5.	Brian Westbrook (10/19/2003 at Giants)	84t
6.	**Darren Sproles (12/6/2015 at Patriots)**	**83t**
7.	**Darren Sproles (9/28/2014 at 49ers)**	**82t**
8t.	Brian Westbrook (12/21/2003 vs. 49ers)	81t
	Tommy McDonald (10/4/1959 vs. Giants)	81t
10.	Ernie Steele (10/25/1942 at Bears)	(lateral) 80t

ALL-TIME KICKOFF RETURNS

ALL-TIME LEADING KICKOFF RETURNERS (min. 25 returns)

	Player	Years	KOR	Yds	Avg	Lg	TDs
1.	Josh Huff	2014-16 (3)	42	1,165	27.74	107t	2
2.	Steve Van Buren	1944-51 (8)	76	2,030	26.71	98t	3
3.	Irv Cross	1961-69 (6)	28	745	26.61	74	0
4.	Timmy Brown	1960-67 (8)	169	4,483	26.53	105t	5
5.	Al Nelson	1965-73 (9)	101	2,625	25.99	78	0
6.	Wilbert Montgomery	1977-84 (8)	32	814	25.44	99t	1
7.	Quintin Demps	2008-09 (2)	58	1,469	25.33	100t	1
8.	Brian Mitchell	2000-02 (3)	131	3,311	25.27	94t	2
9.	Allen Rossum	1998-99 (2)	98	2,427	24.77	89t	1
10.	Billy Walik	1970-72 (3)	67	1,640	24.48	82	0
11.	Alvin Haymond	1968 (1)	28	677	24.18	98t	1

BEST KICKOFF RETURN AVERAGE, SEASON (min. 1.25 ret/gm)

	Player	Years	KOR	Yds	Avg	Lg	TDs
1.	Al Nelson	1972	25	728	29.12	78	0
2.	Steve Van Buren	1945	13	373	(28.69)	(98t)	(1)
3.	Timmy Brown	1963	[33]	[945]	28.64	100t	1
4.	Timmy Brown	1966	20	562	28.10	93t	(2)
5.	Timmy Brown	1961	(29)	(811)	27.97	(105t)	1
6.	Timmy Brown	1962	30	831	27.70	99t	(1)
7.	Hershel Walker	1994	21	581	27.67	94t	1
8.	Don Stevens	1952	16	433	27.06	51	0
9.	Brian Mitchell	2002	43	1,162	27.02	57	0
10.	Wilbert Montgomery	1977	23	619	[26.91]	[99t]	[1]

(Led NFL) [Led Conference]

TOP SINGLE-GAME KICKOFF RETURN PERFORMANCES

MOST KICKOFF RETURN YARDS, Game

	Player	Game	Yards
1.	Derrick Witherspoon	11/24/1996 at Ari. Cardinals	253
2.	Timmy Brown	11/6/1966 vs. Cowboys	247
3.	Allen Rossum	11/14/1999 vs. Redskins	222
4.	Quintin Demps	11/9/2008 vs. Giants	220
5.	Duce Staley	11/30/1997 vs. Bengals	195

MOST KICKOFF RETURNS, Game

	Player	Game	KOR
1t.	Quintin Demps	11/9/2008 vs. Giants	8
	Allen Rossum	11/21/1999 vs. Colts	8
	Derrick Witherspoon	11/24/1996 at Ari. Cardinals	8
4t.	(5 times) last by Ellis Hobbs	9/20/2009 vs. Saints	7

BEST KICKOFF RETURN AVERAGE, Game (min. 3 kickoff returns)

	Player	Game	Avg
1.	Timmy Brown	9/22/1963 vs. Cardinals	59.0
2.	Alvin Haymond	9/22/1968 vs. NY Giants	51.0
3.	Timmy Brown	11/6/1966 vs. Cowboys	49.4
4.	Derrick Witherspoon	9/22/1996 at Falcons	48.0
5.	Allen Rossum	11/14/1999 vs. Redskins	44.4

MOST KICKOFF RETURNS FOR A TD, Game

	Player	Game	TDs
1.	Timmy Brown	11/6/1966, 93 & 90 yards vs. Cowboys	2*

* NFL Record

MOST KICKOFF RETURNS, Career

	Player	Returns
1.	Timmy Brown	169
2.	Brian Mitchell	131
3.	Al Nelson	101
4.	Allen Rossum	98
5.	Larry Marshall	88

MOST KICKOFF RETURN YARDS, Career

	Player	Yards
1.	Timmy Brown	4,483
2.	Brian Mitchell	3,311
3.	Al Nelson	2,625
4.	Allen Rossum	2,427
5.	Larry Marshall	2,075

MOST KICKOFF RETURN TDs, Career

	Player	TDs
1.	Timmy Brown	5
2t.	Derrick Witherspoon	3
	Steve Van Buren	3
4t.	Josh Huff	2
	Brian Mitchell	2

MOST KICKOFF RETURNS, Season

	Player (Year)	Returns
1.	Allen Rossum (1999)	54
2.	Derrick Witherspoon (1996)	53
3.	Quintin Demps (2008)	52
4.	Herman Hunter (1985)	48
5t.	Brian Mitchell (2000)	47
	Duce Staley (1997)	47

MOST KICKOFF RETURN YARDS, Season

	Player (Year)	Yards
1.	Allen Rossum (1999)	1,347
2.	Quintin Demps (2008)	1,314
3.	Derrick Witherspoon (1996)	1,271
4.	Brian Mitchell (2002)	1,162
5.	Duce Staley (1997)	1,139

MOST KICKOFF RETURN TDs, Season

	Player (Year)	TDs
1.	Derrick Witherspoon (1996)	2

LONGEST KICKOFF RETURNS

	Player (Game)	Yards
1.	Josh Huff (11/23/2014 vs. Titans)	107t
2.	Timmy Brown (9/17/1961 vs. Browns)	105t
3.	Russ Craft (10/7/1950 vs. LA Rams)	103t
4.	Chris Polk (9/21/2014 vs. Redskins)	102t
5t.	Quintin Demps (11/23/2008 at Ravens)	100t
	Timmy Brown (9/22/1963 vs. StL. Cardinals)	100t
	Dave Smukler (11/13/1938 at Brooklyn Dodgers)	100t

STARTING QUARTERBACK RECORDS

Year	Quarterbacks (Record as a starter)
1956	Bobby Thomason (3-5-1), Adrian Burk (0-3)
1957	Thomason (2-5), Sonny Jurgensen (2-3)
1958	Norm Van Brocklin (2-9-1)
1959	Van Brocklin (7-5)
1960	Van Brocklin (10-2)
1961	Jurgensen (10-4)
1962	Jurgensen (3-9-1), King Hill (0-1)
1963	Jurgensen (2-6-1), Hill (0-4-1)
1964	Norm Snead (4-6), Hill (1-1), Jack Concannon (1-1)
1965	Snead (4-5), Hill (1-4)
1966	Snead (5-5), Hill (2-0), Concannon (2-0)
1967	Snead (6-7-1)
1968	Snead (2-9), Hill (0-2), John Huarte (0-1)
1969	Snead (4-8-1), George Mira (0-1)
1970	Snead (3-9-1), Rick Arrington (0-1)
1971	Pete Liske (5-5), Arrington (1-2-1)
1972	John Reaves (0-7), Liske (2-4-1)
1973	Roman Gabriel (5-8-1)
1974	Gabriel (4-7), Mike Boryla (3-0)
1975	Gabriel (2-7), Boryla (2-3)
1976	Boryla (3-7), Gabriel (1-3)
1977	Ron Jaworski (5-9)
1978	Jaworski (9-7)
1979	Jaworski (11-5)
1980	Jaworski (12-4)
1981	Jaworski (10-6)
1982	Jaworski (3-6)
1983	Jaworski (5-11)
1984	Jaworski (5-7-1), Joe Pisarcik (1-2)
1985	Jaworski (6-6), Randall Cunningham (1-3)
1986	Jaworski (3-6), Cunningham (1-3-1), Matt Cavanaugh (1-1)
1987	Cunningham (7-5), Scott Tinsley (0-3)
1988	Cunningham (10-6)
1989	Cunningham (11-5)
1990	Cunningham (10-6)
1991	Jim McMahon (8-3), Cunningham (1-0), Jeff Kemp (1-1), Brad Goebel (0-2)
1992	Cunningham (10-5), McMahon (1-0)
1993	Bubby Brister (4-4), Cunningham (4-0), Ken O'Brien (0-4)
1994	Cunningham (7-7), Brister (0-2)
1995	Rodney Peete (9-3), Cunningham (1-3)
1996	Ty Detmer (7-4), Peete (3-2)
1997	T. Detmer (2-5), Bobby Hoying (2-3-1), Peete (2-1)
1998	Hoying (1-6), Koy Detmer (1-4), Peete (1-3)
1999	Doug Pederson (2-7), Donovan McNabb (2-4),K.Detmer (1-0)
2000	McNabb (11-5)
2001	McNabb (11-5)
2002	McNabb (7-3), A.J. Feeley (4-1), K.Detmer (1-0)
2003	McNabb (12-4)
2004	McNabb (13-2), K.Detmer (0-1)
2005	McNabb (4-5), Mike McMahon (2-5)
2006	McNabb (5-5), Jeff Garcia (5-1)
2007	McNabb (8-6), Feeley (0-2)
2008	McNabb (9-6-1)
2009	McNabb (10-4), Kevin Kolb (1-1)
2010	Vick (8-3), Kolb (2-3)
2011	Vick (7-6), Vince Young (1-2)
2012	Vick (3-7), Nick Foles (1-5)
2013	Vick (2-4), Foles (8-2)
2014	Foles (6-2), Mark Sanchez (4-4)
2015	Sam Bradford (7-7), Sanchez (0-2)
2016	**Carson Wentz (7-9)**
2017	**Wentz (11-2)**, Foles (2-1)
2018	**Wentz (5-6)**, Foles (4-1)
2019	**Wentz (7-7)**

NFL RECORDS HELD BY AN EAGLE

Most Touchdown Passes, Game

7 Nick Foles (11/3/2013 at Raiders) and Adrian Burk (10/17/1954 at Redskins); tied with Sid Luckman, Bears (1943); George Blanda, Hou. Oilers (1961); Y.A. Tittle, Giants (1962); Joe Kapp, Vikings (1969); Peyton Manning, Broncos (2013) and Drew Brees, Saints (2015)

Consecutive Completions

25 Nick Foles (12/30/2018 at Redskins); tied with Philip Rivers (25 vs. Cardinals, 11/25/2018) and Ryan Tannehill (7 at Titans, 10/18/2015 and 18 vs. Texans, 10/25/2015)

Longest Touchdown Pass

99 Ron Jaworski to Mike Quick, (11/10/1985 vs. Falcons) (OT); tied with many others

Most Interception Returns for TDs, Season

4 Eric Allen, 1993; tied with Jim Kearney, Chiefs (1972) and Ken Houston, Oilers (1971)

Most Interceptions, Game

4 Russ Craft (9/24/1950 at Cardinals); tied with 17 others

Most Kickoff Return TDs, Game

2 Timmy Brown (11/6/1966 vs. Cowboys), 93 and 90 yards; tied with Travis Williams, Packers (1967); Ron Brown, LA Rams (1985); Tyrone Hughes, Saints (1994); Chad Morton, Jets (2002); Devin Hester, Bears (2006); Andre Davis, Texans (2007); and Josh Cribbs, Browns (2009)

Most 50-Plus-Yard Touchdowns, Season

8 **DeSean Jackson (2009)**; tied with Elroy "Crazy Legs" Hirsch, LA Rams (1951) and Devin Hester, Bears (2007)

ALL-TIME ROOKIE RECORDS

PASSING

MOST ATTEMPTS, Season

1.	**Carson Wentz, 2016**	**607**
2.	Nick Foles, 2012	265
3.	John Reaves, 1972	224
4.	Donovan McNabb, 1999	216
5.	Davey O'Brien, 1939	201
6.	Mike Boryla, 1974	102
7.	Foster Watkins, 1940	85
8.	Randall Cunningham, 1985	81
9t.	Rick Arrington, 1970	73
	Red Kirkman, 1933	73

MOST COMPLETIONS, Season

1.	**Carson Wentz, 2016**	**379**
2.	Nick Foles, 2012	161
3.	John Reaves, 1972	108
4.	Donovan McNabb, 1999	106
5.	Davey O'Brien, 1939	99
6.	Mike Boryla, 1974	60
7.	Rick Arrington, 1970	37
8.	Randall Cunningham, 1985	34
9.	Sonny Jurgensen, 1957	33
10t.	Matt Barkley, 2013	30
	Brad Goebel, 1991	30

MOST YARDS, Season

1.	**Carson Wentz, 2016**	**3,782**
2.	Nick Foles, 2012	1,699
3.	John Reaves, 1972	1,508
4.	Davey O'Brien, 1939	1,324
5.	Donovan McNabb, 1999	948
6.	Mike Boryla,1974	580
7.	Foster Watkins, 1940	565
8.	Randall Cunningham, 1985	548
9.	Sonny Jurgensen, 1957	470
10.	Red Kirkman, 1933	354

MOST TD PASSES, Season

1.	**Carson Wentz, 2016**	**16**
2.	Donovan McNabb, 1999	8
3.	John Reaves, 1972	7
4t.	Nick Foles, 2012	6
	Davey O'Brien, 1939	6
6t.	Mike Boryla, 1974	5
	Sonny Jurgensen, 1957	5

BEST COMP. PCT., SEASON (min. 75 atts.)

1.	**Carson Wentz, 2016**	**62.4**
2.	Nick Foles, 2012	60.8
3.	Mike Boryla, 1974	58.8
4.	Davey O'Brien, 1939	49.3
5.	Donovan McNabb, 1999	49.1

BEST QB RATING, SEASON (min. 75 atts.)

1.	**Carson Wentz, 2016**	**79.3**
2.	Nick Foles, 2012	79.1
3.	Mike Boryla, 1974	78.9
4.	Donovan McNabb, 1999	60.1
5.	John Reaves, 1972	58.4

RUSHING

MOST ATTEMPTS, Season

1.	Po James (FB), 1972	182
2.	Keith Byars (FB), 1986	177
3.	Lee Bouggess (FB), 1970	159
4.	LeSean McCoy, 2009	155
5.	**Miles Sanders, 2019**	**150**
6.	Billy Barnes, 1957	143
7.	James Joseph, 1991	135
8.	Correll Buckhalter, 2001	129
9.	Clarence Peaks, 1957	125
10.	Mike Hogan, 1976	123

MOST YARDS, Season

1.	**Miles Sanders, 2019**	**687**
2.	LeSean McCoy, 2009	637
3.	Correll Buckhalter, 2001	586
4.	Keith Byars (FB) 1986	577
5.	Po James (FB), 1972	565
6.	Bryce Brown, 2012	564
7.	Mike Hogan (FB), 1976	561
8.	Billy Barnes, 1957	529
9.	Josh Adams, 2018	511
10.	Clarence Peaks, 1957	495

MOST TOUCHDOWNS, Season

1t.	Steve Van Buren, 1944	5
	Don Johnson, 1953	5
3t.	**Corey Clement**	**4**
	Bryce Brown, 2012	4
	LeSean McCoy, 2009	4
	Ken Keller, 1956	4
	Mel Bleeker, 1944	4
	Jim Castiglia (FB), 1941	4
9t.	Josh Adams, 2018	3
	Ryan Moats, 2005	3
	Charlie Garner, 1994	3
	Many others	3

RECEIVING

MOST RECEPTIONS, Season

1.	Keith Jackson (TE), 1988	81
2.	Jordan Matthews, 2014	67
3.	**DeSean Jackson, 2008**	**62**
4.	Don Looney (E), 1940	58
5.	Jeremy Maclin, 2009	56
6.	Charle Young (TE), 1973	55
7.	Lee Bouggess (RB), 1970	50
8.	Reggie Brown, 2005	43
9.	**Miles Sanders, 2019**	**42**
10t.	Victor Bailey, 1993	41
	Junior Tautalasati (RB), 1986	41

MOST YARDS, Season

1.	**DeSean Jackson, 2008**	**912**
2.	Jordan Matthews, 2014	872
3.	Keith Jackson (TE), 1988	869
4.	Charle Young (TE), 1973	854
5.	Jeremy Maclin, 2009	773
6.	Fred Barnett, 1990	721
7.	Don Looney (E), 1940	707
8.	Calvin Williams, 1990	602
9.	Reggie Brown, 2005	571
10.	Victor Bailey, 1993	545

RECEIVING (Cont.)

MOST TOUCHDOWNS, Season

1.	Calvin Williams, 1990	9
2t.	Jordan Matthews, 2014	8
	Fred Barnett, 1990	8
	Bobby Walston (E), 1951	8
5.	Pete Pihos (E), 1947	7
6t.	Keith Jackson (TE), 1988	6
	Charle Young (TE), 1973	6
8.	Hal Giancanelli (B), 1953	5
9t.	**Zach Ertz (TE), 2013**	**4**
	Dallas Goedert (TE), 2018	**4**
	Jeremy Maclin (WR), 2009	4
	Many others	4

TOTAL OFFENSE

MOST SCRIMMAGE YARDS, Season

1.	**Miles Sanders (RB), 2019**	**1,120**
2.	**DeSean Jackson (WR), 2008**	**1,008**
3.	LeSean McCoy (RB), 2009	945
4.	Charle Young (TE), 1973	878
5.	Jordan Matthews (WR), 2014	872
6.	Keith Jackson (TE), 1988	869
7.	Lee Bouggess (RB), 1970	802
8.	Jeremy Maclin (WR), 2009	766
9.	Billy Barnes (RB), 1957	741
10.	Fred Barnett (WR), 1990	734

MOST TOUCHDOWNS, Season

1.	Calvin Williams (WR), 1990	9
2t.	Jordan Matthews (WR), 2014	8
	Fred Barnett (WR), 1990	8
	Bobby Walston (E), 1951	8
	Pete Pihos (E), 1947	8
	Mel Bleeker (RB), 1944	8
7t.	Charle Young (TE), 1973	7
	Don Johnson (RB), 1953	7
	Steve Van Buren (RB), 1944	7
10t.	**Corey Clement (RB), 2017**	**6**
	Keith Jackson (TE), 1988	6
	Hal Giancanelli (B), 1953	6

ALL-TIME ROOKIE RECORDS

SACKS (since 1982)

MOST SACKS, Season

1.	Corey Simon (DT), 2000	9.5
2.	Derrick Burgess (DE), 2001	6.0
3t.	**Fletcher Cox (DT), 2012**	**5.5**
	Mike Mamula (DE), 1995	5.5
5t.	**Derek Barnett (DE), 2017**	**5.0**
	Trent Cole (DE), 2005	5.0
7.	Jerome Brown (DT), 1987	4.0
8.	Mike Patterson (DT), 2005	3.5
9.	**Brandon Graham (DE), 2010**	**3.0**
10t.	Destiny Vaeao (DT), 2016	2.0
	Five others	2.0

INTERCEPTIONS (since 1940)

MOST INTERCEPTIONS, Season

1t.	Tom Brookshier (DB), 1953	8
	Bibbles Bawel (B), 1952	8
3.	Herman Edwards (DB), 1977	6
4t.	Eric Allen (DB), 1988	5
	Randy Logan (S), 1973	5
	Jerry Norton (DB), 1954	5
	Steve Van Buren (B), 1944	5
8t.	Roynell Young (CB), 1980	4
	Brenard Wilson (S), 1979	4
10.	Nate Allen (S), 2010, others with	3

PUNT RETURNS

MOST PUNT RETURNS, Season

1.	**DeSean Jackson, 2008**	**50**
2.	Evan Cooper, 1984	40
3.	Bibbles Bawel, 1952	34
4.	Bill Bradley, 1969	28
5t.	Damaris Johnson, 2012	26
	Tommy McDonald, 1957	26
7.	Allen Rossum, 1998	22
8.	Jerry Norton, 1954	21
9t.	Bobby Morse, 1987	20
	Billy Walik, 1970	20

MOST PUNT RETURN YARDS, Season

1.	**DeSean Jackson, 2008**	**440**
2.	Damaris Johnson, 2012	291
3.	Bibbles Bawel, 1952	261
4.	Evan Cooper, 1984	250
5.	Steve Van Buren, 1944	230
6.	Dexter Wynn, 2004	194
7.	Allen Rossum, 1998	187
8.	Ernie Steele, 1942	184
9.	Bill Bradley, 1969	181
10.	Don Stevens, 1952	172

BEST PUNT RETURN AVERAGE, Season

1.	Pat McHugh, 1947 (10 returns)	15.69
2.	Steve Van Buren, 1944 (15)	15.33
3.	Damaris Johnson, 2012 (22)	11.19
4.	Dexter Wynn, 2004 (18)	10.78
5.	Don Stevens, 1952 (16)	10.75
6.	Jorrick Calvin, 2010 (12)	10.42
7t.	Ken Keller, 1956 (15)	9.73
	Bosh Pritchard, 1942 (11)	9.73
9.	**DeSean Jackson, 2008 (50)**	**8.80**
10.	Allen Rossum, 1998 (22)	8.50
11.	Art Powell, 1959 (15)	8.27

minimum 10 returns, since 1941

KICKOFF RETURNS

MOST KICKOFF RETURNS, Season

1.	Quintin Demps, 2008	52
2.	Herman Hunter, 1985	48
3.	Duce Staley, 1997	47
4.	Brandon Boykin, 2012	45
5.	Allen Rossum, 1998	44
6.	J.R. Reed, 2004	33
7t.	Jorrick Calvin, 2010	32
	Billy Walik, 1970	32
9.	Dion Lewis, 2011	31
10t.	Ted Dean, 1960	26
	Al Nelson, 1965	26

MOST KICKOFF RETURN YARDS, Season

1.	Quintin Demps, 2008	1,314
2.	Duce Staley, 1997	1,139
3.	Allen Rossum, 1998	1,080
4.	Herman Hunter, 1985	1,047
5.	Brandon Boykin, 2012	1,037
6.	Billy Walik, 1970	805
7.	J.R. Reed, 2004	761
8.	Jorrick Calvin, 2010	692
9.	Al Nelson, 1965	683
10.	Dion Lewis, 2011	669

BEST KICKOFF RETURN AVG, Season

1.	Josh Huff, 2014, 14 returns	29.64
2.	Tommy McDonald, 1957, 11	27.64
3.	Israel Lang, 1964, 13	27.08
4.	Art Powell, 1959, 14	27.07
5.	Don Stevens, 1952, 16	27.06
6.	Wilbert Montgomery, 1977, 23	26.91
7.	Al Nelson, 1965, 26	26.27
8.	Quintin Demps, 2008, 52	25.27
9.	Billy Walik, 1970, 32	25.16
10.	Allen Rossum, 1998, 44	24.55

minimum 10 returns, since 1941

KICKING

MOST FIELD GOALS MADE, Season

1.	Cody Parkey, 2014	32
2.	Paul McFadden, 1984	30
3.	**Jake Elliott, 2017**	**26**
4.	Alex Henery, 2011	24
5.	Tony Franklin, 1979	23

MOST FIELD GOAL ATTEMPTS, Season

1.	Paul McFadden, 1984	37
2.	Cody Parkey, 2014	36
3t.	**Jake Elliott, 2017**	**31**
	Tony Franklin, 1979	31
5.	Alex Henery, 2011	27

BEST FIELD GOAL PERCENTAGE, Season

1t.	Cody Parkey, 2014, 32-36	88.9
	Alex Henery, 2011, 24-27	88.9
3.	**Jake Elliott, 2017, 26-31**	**83.7**
4.	Paul McFadden, 1984, 30-37	81.1
5.	Tony Franklin, 1979, 23-31	74.2

MOST KICKING POINTS, Season

1.	Cody Parkey, 2014	150
2.	Alex Henery, 2011	118
3.	Paul McFadden, 1984	116
4.	**Jake Elliott, 2017**	**110**
5.	Tony Franklin, 1979	105

PUNTING

MOST PUNTS, Season

1.	John Teltschik, 1986	108
2.	Tom Hutton, 1995	85
3.	Merritt Kersey, 1974	82
4t.	Max Runager, 1979	74
	Bill Bradley, 1969	74

MOST PUNTING YARDS, Season

1.	John Teltschik, 1986	4,493
2.	Tom Hutton, 1995	3,682
3.	Sav Rocca, 2007	3,066
4.	Merritt Kersey, 1974	2,959
5.	Bill Bradley, 1969	2,942

BEST GROSS PUNTING AVERAGE, Season

1.	Tom Hutton, 1995, 85	43.32
2.	Chas Henry, 2011, 66	42.88
3.	Sav Rocca, 2007, 73	42.00
4.	John Teltschik, 1986, 108	41.60
5.	Bill Bradley, 1969, 74	39.76

SUPERLATIVE ROOKIE PERFORMANCES

100-YARD RUSHING PERFORMANCES, ROOKIES

	PLAYER (GAME)	DATE	YDS (ATT-LG-TD)
1.	Bryce Brown vs. Panthers (L)	11/26/2012	178 (19-65t-2)
2.	Bryce Brown at Cowboys (L)	12/2/2012	169 (24-39-2)
3.	Correll Buckhalter vs. Cardinals (L)	10/7/2001	134 (21-37-0)
4.	Steve Van Buren at Bk. Tigers (W)	11/5/1944	129 (12-70t-2)
5.	Keith Byars vs. StL Cardinals (T) OT	12/7/1986	127 (24-32-0)
6t.	**Miles Sanders at Redskins (W)**	**12/15/2019**	**122 (19-56-1)**
	Charlie Garner vs. Redskins (W)	10/9/1994	122 (28-12-0)
8.	Don Johnson at Giants (L)	11/29/1953	121 (13-63t-1)
9.	Ryan Moats vs. Giants (L) OT	12/11/2005	114 (11-40t-2)
10.	Charlie Garner at 49ers (W)	10/2/1994	111 (16-28t-2)
11.	Toy Ledbetter at Bal. Colts (W)	10/15/1950	107 (23-14-1)
12t.	Mike Hogan vs. Seahawks (W)	12/12/1976	104 (19-18-0)
	Bosh Pritchard at Bk. Dodgers (W)	11/15/1942	104 (14-26-0)
14.	Wilbert Montgomery vs. Jets (W)	12/18/1977	103 (22-27-2)
15t.	Mike Hogan vs. Redskins (L) OT	9/27/1976	100 (22-32-0)
	Don Johnson vs. Bal.Colts (W)	11/15/1953	100 (11-66t-2)

100-YARD RECEIVING PERFORMANCES, ROOKIES

	PLAYER (GAME)	DATE	YDS (REC, TD)
1.	Don Looney at Redskins (L)	12/1/1940	180 (14, 0)
2.	Hank Baskett vs. Falcons (W)	12/31/2006	177 (7, 1)
3.	Jeremy Maclin at Cowboys (L)	1/9/2010 - NFC-WC	146 (7,1)
4t.	Jeremy Maclin vs. Buccaneers (W)	10/11/2009	142 (6,2)
	Keith Jackson at Bears (L)	12/31/1988 - NFC-D	142 (7,0)
6.	Jordan Matthews vs. Panthers (W)	11/10/2014	138 (7, 2)
7.	Don Looney at Cle. Rams (L)	9/22/1940	129 (8, 2)
8.	Clyde Scott at Redskins (W)	11/13/1949	127 (4,1)
9.	Herman Hunter vs. LA Rams (W)	10/13/1985	120 (6,1)
10.	Fred Meyer at Redskins (L)	11/1/1942	119 (4, 0)
11.	Bobby Walston at Giants (L)	10/21/1951	118 (6, 2)
12.	Don Looney at Packers (L)	9/15/1940	115 (8, 1)
13.	Fred Barnett vs. Vikings (W)	10/15/1990	114 (4, 1)
14.	Charle Young (TE) at Cowboys (L)	11/18/1973	113 (4, 1)
15t.	Hank Baskett vs. Cowboys (W)	10/8/2006	112 (3, 1)
	Fred Barnett at Bills (L)	12/2/1990	112 (2, 1)
	Charle Young (TE) at 49ers (L)	12/2/1973	112 (6, 1)
18.	**DeSean Jackson at Cowboys (L)**	**9/15/2008**	**110 (6, 0)**
19t.	Fred Barnett vs. Packers (W)	12/16/1990	108 (5, 0)
	Charle Young (TE) vs. Patriots (W)	11/4/1973	108 (8, 2)
	Pete Pihos vs. Packers (W)	12/14/1947	108 (4, 1)
22.	Jordan Matthews at Packers (L)	11/16/2014	107 (5, 1)
23.	**DeSean Jackson vs. Rams (W)**	**9/7/2008**	**106 (6, 0)**
24.	Jordan Matthews at Giants (W)	12/28/2014	105 (8, 1)
25.	Charle Young (TE) at Redskins (L)	12/16/1973	104 (5, 1)
26.	**Corey Clement vs. Patriots (W)**	**2/4/2018 - SB LII**	**100 (4,1)**

LONGEST RUSHING TDs, ROOKIES

	PLAYER (GAME)	YARDS
1.	Herman Hunter (11/24/1985 at Cowboys)	74t
2.	John Brewer (10/4/1952 vs. Giants)	71t
3t.	Steve Van Buren (11/5/1944 at Brooklyn Tigers)	70t
	John Kusko (11/22/1936 vs. Bears)	70t
5t.	LeSean McCoy (11/1/2009 vs. Giants)	66t
	Don Johnson (11/15/1953 vs. Baltimore Colts)	66t
7t.	**Miles Sanders (10/27/19) at Buffalo Bills)**	**65t**
	Bryce Brown (12/26/2012 vs. Panthers)	65t
9.	Don Johnson (11/29/1953 at Giants)	63t
10.	Ryan Moats (12/18/2005 at Rams)	59t

LONGEST KICKOFF RETURNS, ROOKIES

	PLAYER	DATE	YARDS
1.	Josh Huff vs. Titans (W)	11/23/2014	107t
2.	Quintin Demps at Ravens (L)	11/23/2008	100t
3.	Wilbert Montgomery vs. Giants (W)	12/11/1977	99t
4t.	Steve Van Buren vs. Giants (T)	11/12/1944	97t
	Bosh Pritchard at Redskins (L)	11/1/1942	97t
6.	Art Powell vs. Giants (W)	10/4/1959	95
7.	Andre Waters vs. Redskins (W)	11/18/1984	89t
8.	Wendell Smallwood at Redskins (L)	10/16/2016	86t
9.	Billy Walik at Packers (L)	10/25/1970	82
10.	Jim Castiglia vs. Redskins (L)	10/19/1941	72

LONGEST PUNT RETURNS, ROOKIES

	PLAYER	DATE	YARDS
1.	Damaris Johnson at Cowboys (L)	12/2/2012	98t
2.	Clyde Scott at Steelers (W)	10/30/1949	70t
3.	Pat McHugh at Boston Yanks (L)	11/23/1947	69t
4.	**DeSean Jackson vs. Redskins (L)**	**10/5/2008**	**68t**
5.	Bob Shann vs. Lions (L)	12/19/1965	63t
6.	Ernie Steele at NY Giants (L)	10/11/1942	62
7.	**DeSean Jackson vs. Rams (W)**	**9/7/2008**	**60**
8.	Art Powell vs. Steelers (W)	10/11/1959	58t
9.	Don Stevens vs. Redskins (W)	11/9/1952	56t
10.	Steve Van Buren vs. Boston Yanks (W)	10/22/1944	55t

TOP PASSING PERFORMANCES, ROOKIES

	PLAYER (GAME)	YARDS
1.	Nick Foles (12/9/2012 at Buccaneers)	381
2.	**Carson Wentz (11/6/2016 at Giants)**	**364**
3.	Nick Foles (12/23/2012 vs. Redskins)	345
4.	**Carson Wentz (12/11/2016 vs. Redskins)**	**314**
5.	**Carson Wentz (12/4/2016 at Bengals)**	**308**
6.	**Carson Wentz (9/25/2016 vs. Steelers)**	**301**
7.	Davey O'Brien (11/12/1939 vs. Packers)	289
8.	**Carson Wentz (9/11/2016 vs. Browns) - first start**	**278**

	PLAYER (GAME)	COMPLETIONS
1.	**Carson Wentz (12/4/2016 at Bengals)**	**36**
2t.	**Carson Wentz (12/11/2016 vs. Redskins)**	**32**
	Carson Wentz (10/30/2016 at Cowboys)	**32**
	Nick Foles (12/23/2012 vs. Redskins)	32
	Nick Foles (12/9/2012 at Buccaneers)	32

	PLAYER (GAME)	TOUCHDOWNS
1t.	Donovan McNabb (1/2/2000 vs. StL Rams)	3
	Sonny Jurgensen (11/24/1957 vs. Redskins)	3
3t.	many times	2

LONGEST RECEIVING TDs, ROOKIES

	PLAYER (GAME)	YARDS
1.	Fred Barnett (12/2/1990 at Bills)	95t
2.	Hank Baskett (12/31/2006 vs. Falcons)	89t
3.	Hank Baskett (10/8/2006 vs. Cowboys)	87t
4.	Kenny Jackson (10/21/1984 vs. NY Giants)	83t
5.	Charle Young (11/18/1973 at Cowboys)	80t
6.	Mel Bleeker (10/22/1944 vs. Boston Yanks)	75t
7.	Glen Young (11/6/1983 vs. Cowboys)	71t
8.	Clyde Scott (11/13/1949 at Redskins)	70t

ALL-TIME 300-YARD PASSING GAMES

Date	Player/Opponent/Result	Att-Cmp-Yd-TD-INT
12/9/19	**Carson Wentz vs. Giants (W)**	**50-33-325-2-0**
12/1/19	**Carson Wentz at Miami (L)**	**46-28-310-3-1**
10/13/19	**Carson Wentz at Vikings (L)**	**40-26-306-2-1**
9/8/19	**Carson Wentz vs. Redskins (W)**	**39-28-313-3-0**
12/23/18	Nick Foles vs. Texans (W)	49-35-471-4-1
12/3/18	**Carson Wentz vs. Redskins (W)**	**39-27-306-2-1**
11/11/18	**Carson Wentz vs. Cowboys (L)**	**44-32-369-2-1**
10/21/18	**Carson Wentz vs. Panthers (L)**	**37-30-310-2-0**
10/7/18	**Carson Wentz vs. Vikings (L)**	**35-24-311-2-0**
9/30/18	**Carson Wentz at Titans (L)**	**50-33-348-2-0**
9/16/18	Nick Foles at Buccaneers (L)	48-35-334-1-0
2/4/18	Nick Foles vs. Patriots (W)	43-28-373-3-1
1/21/18	Nick Foles vs. Vikings (W)	33-26-352-3-0
12/3/17	**Carson Wentz at Seahawks (L)**	**45-29-348-1-1**
10/8/17	**Carson Wentz vs. Cardinals (W)**	**30-21-304-4-1**
9/17/17	**Carson Wentz at Chiefs (L)**	**46-25-333-2-1**
9/10/17	**Carson Wentz at Redskins (W)**	**39-26-307-2-1**
12/11/16	**Carson Wentz* vs. Redskins (L)**	**46-32-314-1-1**
12/4/16	**Carson Wentz* at Bengals (L)**	**60-36-308-1-3**
11/6/16	**Carson Wentz* at Giants (L)**	**47-27-364-0-2**
9/25/16	**Carson Wentz* vs. Steelers (W)**	**31-23-301-2-0**
1/3/16	Sam Bradford at Giants (W)	38-30-320-2-1
12/26/15	Sam Bradford vs. Redskins (L)	56-37-380-1-0
12/20/15	Sam Bradford vs. Cardinals (L)	41-28-361-2-2
10/11/15	Sam Bradford vs. Saints (W)	45-32-333-2-2
9/14/15	Sam Bradford at Falcons (L)	52-36-336-1-2
12/20/14	Mark Sanchez at Redskins (L)	50-37-374-2-1
11/23/14	Mark Sanchez vs. Titans (W)	43-30-307-1-2
11/16/14	Mark Sanchez at Packers (L)	44-26-346-2-2
11/10/14	Mark Sanchez vs. Panthers (W)	37-20-332-2-0
10/26/14	Nick Foles at Cardinals (L)	62-36-411-2-2
9/21/14	Nick Foles vs. Redskins (W)	41-27-325-3-0
9/15/14	Nick Foles at Colts (W)	37-21-331-1-1
9/7/14	Nick Foles vs. Jaguars (W)	45-27-322-2-1
12/15/13	Nick Foles at Vikings (L)	48-30-428-3-1
11/3/13	Nick Foles at Raiders (W)	28-22-406-7-0
9/15/13	Michael Vick vs. Chargers (L)	36-23-428-2-0
12/23/12	Nick Foles* vs. Redskins (L)	48-32-345-1-1
12/9/12	Nick Foles* at Buccaneers (W)	51-32-381-2-0
10/14/12	Michael Vick vs. Lions (L)	46-28-311-2-2
9/16/12	Michael Vick vs. Ravens (W)	32-23-371-1-2
9/9/12	Michael Vick at Browns (W)	56-29-317-2-4
1/1/12	Michael Vick vs. Redskins (W)	39-24-335-3-1
11/27/11	Vince Young vs. Patriots (L)	48-26-400-1-1
10/9/11	Michael Vick at Bills (L)	40-26-315-2-4
10/2/11	Michael Vick vs. 49ers (L)	46-30-416-2-1
12/2/10	Michael Vick vs. Texans (W)	33-22-302-2-1
11/28/10	Michael Vick at Bears (L)	44-29-333-2-1
11/15/10	Michael Vick at Redskins (W)	28-20-333-4-0
10/17/10	Kevin Kolb vs. Falcons (W)	29-23-326-3-1
12/27/09	Donovan McNabb vs. Broncos (W)	35-20-322-3-1
12/20/09	Donovan McNabb vs. 49ers (W)	36-21-306-1-2
11/15/09	Donovan McNabb at Chargers (L)	55-35-450-2-1
9/27/09	Kevin Kolb vs. Chiefs (W)	34-24-327-2-0
9/20/09	Kevin Kolb vs. Saints (L)	51-31-391-2-3
1/18/09	Donovan McNabb at Cardinals (L)	47-28-375-3-1
1/4/09	Donovan McNabb at Vikings (W)	34-23-300-1-1
11/16/08	Donovan NcNabb at Bengals (T) OT	58-28-339-1-3
11/2/08	Donovan McNabb at Seahawks (W)	43-28-349-2-1
9/7/08	Donovan McNabb vs. Rams (W)	33-21-361-3-0
12/30/07	Donovan McNabb vs. Bills (W)	41-29-345-1-1
11/25/07	A.J. Feeley at Patriots (L)	42-27-345-3-3
10/28/07	Donovan McNabb at Vikings (W)	36-23-333-1-0
9/23/07	Donovan McNabb vs. Lions (W)	26-21-381-4-0
12/31/06	A.J. Feeley vs. Falcons (W)	33-22-321-3-0
12/4/06	Jeff Garcia vs. Panthers (W)	39-21-312-3-0
10/22/06	Donovan McNabb at Buccaneers (L)	35-22-302-3-3
10/8/06	Donovan McNabb vs. Cowboys (W)	33-18-354-2-0
9/17/06	Donovan McNabb vs. Giants (L) OT	45-27-350-2-0
9/10/06	Donovan McNabb at Texans (W)	35-24-314-3-1
11/6/05	Donovan McNabb at Redskins (L)	35-22-304-1-1
10/2/05	Donovan McNabb at Chiefs (W)	48-33-369-3-1
9/25/05	Donovan McNabb vs. Raiders (W)	52-30-365-2-1
9/18/05	Donovan McNabb vs. 49ers (W)	29-23-342-5-0
2/6/05	Donovan McNabb vs. Patriots (L)	51-30-357-3-3
12/5/04	Donovan McNabb vs. Packers (W)	43-32-464-5-0
11/15/04	Donovan McNabb at Cowboys (W)	27-15-345-4-0
10/24/04	Donovan McNabb at Browns (W) OT	43-28-376-4-1
9/26/04	Donovan McNabb at Lions (W)	42-29-356-2-0
9/12/04	Donovan McNabb vs. Giants (W)	36-26-330-4-0
11/16/03	Donovan McNabb vs. Giants (W)	30-24-314-2-0
11/2/03	Donovan McNabb at Falcons (W)	33-21-312-1-0
9/9/01	Donovan McNabb vs. Rams (L)	48-32-312-2-1
12/10/00	Donovan McNabb at Browns (W)	36-23-390-4-0
10/1/00	Donovan McNabb vs. Falcons (W)	44-30-311-2-1
11/30/97	Bobby Hoying vs. Bengals (W)	42-26-313-4-1
11/24/96	Ty Detmer at Cardinals (L)	38-21-322-0-1
11/10/96	Ty Detmer vs. Bills (L)	44-26-315-2-1
10/27/96	Ty Detmer vs. Panthers (W)	38-23-342-1-1
12/24/94	Bubby Brister at Bengals (L)	37-26-325-1-0
12/4/94	R. Cunningham vs. Cowboys (L)	46-29-327-2-1
10/24/94	R. Cunningham vs. Oilers (W)	24-13-310-2-1
9/12/94	R. Cunningham vs. Bears (W)	36-24-311-3-0
9/4/94	R. Cunningham at Giants (L)	39-20-344-2-0
1/3/94	Bubby Brister at 49ers (W) OT	43-26-350-3-1
9/19/93	R. Cunningham vs. Redskins (W)	39-25-360-3-2
12/13/92	R. Cunningham at Seahawks (W) OT	44-27-365-0-1
11/10/91	Jim McMahon at Browns (W)	43-26-341-3-1
12/18/89	R. Cunningham at Saints (L)	39-19-306-2-2
10/2/89	R. Cunningham at Bears (L)	62-32-401-1-4
9/17/89	R. Cunningham at Redskins (W)	46-34-447-5-1
12/31/88	R. Cunningham at Bears (L)	54-27-407-0-3
11/6/88	R. Cunningham vs. Rams (W)	39-22-323-3-0
10/10/88	R. Cunningham vs. Giants (W)	41-31-369-3-0
11/29/87	R. Cunningham at Patriots (W) OT	31-18-314-2-1
10/11/87	Scott Tinsley at Cowboys (L)	34-24-338-3-0
12/15/85	Ron Jaworski at Chargers (L)	48-29-334-1-3
12/1/85	Ron Jaworski vs. Vikings (L)	42-23-320-2-1
11/3/85	Ron Jaworski at 49ers (L)	48-24-394-1-3
10/20/85	Ron Jaworski vs. Cowboys (W)	35-22-380-1-0
12/16/84	Joe Pisarcik at Falcons (L)	46-24-334-1-0
10/28/84	Ron Jaworski vs. Cardinals (L)	38-22-340-2-3
11/27/83	Ron Jaworski at Redskins (L)	36-19-333-3-1
9/11/83	Ron Jaworski vs. Redskins (L)	37-24-326-1-2
9/19/82	Ron Jaworski at Browns (W)	41-25-334-2-1
9/12/82	Ron Jaworski vs. Redskins (L) OT	38-27-371-2-0
10/18/81	Ron Jaworski at Vikings (L)	44-29-330-2-2
12/21/80	Ron Jaworski at Cowboys (L)	30-18-331-1-0
11/9/80	Ron Jaworski at Saints (W)	32-21-323-3-0
12/16/73	Roman Gabriel at Redskins (L)	39-22-302-1-1
12/2/73	Roman Gabriel at 49ers (L)	55-28-322-2-1
10/14/73	Roman Gabriel at Cardinals (W)	45-29-379-3-0
9/19/71	Pete Liske at Bengals (L)	40-20-301-2-3

* - denotes rookie

Underline - denotes playoff game

ALL-TIME 300-YARD PASSING GAMES

Date	Player/Opponent/Result	Att-Cmp-Yd-TD-INT
9/28/69	Norm Snead vs. Steelers (W)	30-22-335-5-1
11/19/67	Norm Snead vs. Saints (W)	27-19-309-4-2
10/22/67	Norm Snead at Cardinals (L)	32-16-321-2-2
9/17/67	Norm Snead vs. Redskins (W)	27-18-301-2-0
12/5/65	Norm Snead vs. Cowboys (L)	43-20-320-0-1
11/14/65	Norm Snead vs. Redskins (W)	28-21-311-0-1
11/7/65	Norm Snead at Browns (L)	36-18-362-3-2
10/17/65	King Hill at Giants (L)	41-23-321-3-4
12/13/64	Norm Snead at Cardinals (L)	31-15-301-3-2
10/13/63	Sonny Jurgensen at Redskins (W)	29-17-315-4-2
9/15/63	Sonny Jurgensen vs. Steelers (T)	26-16-322-3-2
12/16/62	Sonny Jurgensen at Cardinals (L)	34-15-419-5-3
11/25/62	Sonny Jurgensen vs. Cowboys (W)	21-13-342-1-2
12/17/61	Sonny Jurgensen at Lions (W)	42-27-403-3-2
12/10/61	Sonny Jurgensen vs. Giants (L)	31-16-367-3-2
11/26/61	Sonny Jurgensen vs. Cowboys (W)	23-16-351-5-2
10/29/61	Sonny Jurgensen at Redskins (W)	41-27-436-3-2
10/1/61	Sonny Jurgensen vs. Cardinals (L)	36-24-399-3-2
9/23/62	Sonny Jurgensen vs. Giants (L)	57-33-396-1-3
11/16/58	Norm Van Brocklin vs. Cardinals(W)	29-19-318-2-1
10/1/55	Bobby Thomason vs. Redskins (L)	37-25-349-4-0
11/28/54	Adrian Burk vs. Redskins (W)	28-17-345-5-1
12/13/53	Bobby Thomason vs. Browns (W)	35-23-331-3-0
11/15/53	Bobby Thomason vs. Colts (W)	37-18-329-3-5
11/8/53	Bobby Thomason vs. Giants (W)	44-22-437-4-1
12/1/40	Davey O'Brien at Redskins (L)	60-33-316-1-0

* - denotes rookie
Underline - denotes playoff game

MOST 300-YARD PASSING GAMES, Career

1. Donovan McNabb 30
2. Carson Wentz 17
3. Randall Cunningham 13
4t. Nick Foles 12
Ron Jaworski. 12
6t. Michael Vick 10
Sonny Jurgensen 10
*includes playoff games

MOST 300-YARD PASSING GAMES, Season

1t. Carson Wentz (2018) 5
Sam Bradford (2015). 5
Donovan McNabb (2004). 5
Sonny Jurgensen (1961). 5
5t. Carson Wentz (2019) 4
Carson Wentz (2017) 4
Carson Wentz (2016) - rookie. 4
Mark Sanchez (2014) 4
Nick Foles (2014) 4
Donovan McNabb (2006 and 2005) 4
Randall Cunningham (1994). 4
Ron Jaworski (1985) 4
*regular season only

CONSECUTIVE 300-YARD PASSING GAMES

1t. Sam Bradford (2015). 3
Mark Sanchez (2014) 3
Nick Foles (2014) 3
Michael Vick (2011-12) 3
Donovan McNabb (2005). 3

MOST 400-YARD PASSING GAMES, Career

1. Nick Foles 4
2t. Michael Vick 3
Randall Cunningham 3
Sonny Jurgensen 3
5. Donovan McNabb 2
*includes playoff games

MOST 400-YARD PASSING GAMES, Season

1t. Nick Foles (2013) 2
Randall Cunningham (1989). 2
Sonny Jurgensen (1961). 2

100-100-300 PERFORMANCES IN SAME GAME

Date	100-yd. Rusher (yards)	100-yd. Receiver (yards)	300-yd. Passer (yards)
9/23/07 vs. Det.	Brian Westbrook (110)	Kevin Curtis (221), Brian Westbrook (111)	Donovan McNabb (381)
10/22/06 at TB	Brian Westbrook (101)	Brian Westbrook (113)	Donovan McNabb (302)
10/1/00 vs. Atl.	Brian Mitchell (105)	Torrance Small (122)	Donovan McNabb (311)
12/13/92 at Sea.	Herschel Walker (111)	Fred Barnett (161)	Randall Cunningham (365)
11/29/87 at NE	Anthony Toney (123)	Mike Quick (121)	Randall Cunningham (314)
11/7/65 at Cle.	Timmy Brown (186)	Pete Retzlaff (151)	Norm Snead (362)
11/25/62 vs. Dal.	Timmy Brown (107)	Pete Retzlaff (113), Tommy McDonald (108)	Sonny Jurgensen (342)
11/15/53 vs. Bal.	Don Johnson (100)	Pete Pihos (118), Bobby Walston (110)	Bobby Thomason (329)

ALL-TIME 100-YARD RUSHING GAMES

Date	Player/Opponent/Result	Att-Yds-LG-TD
12/15/19	**Miles Sanders* at Redskins (W)**	**19-122-56-1**
10/1/17	LeGarrette Blount at LA Chargers (W)	16-136-68-0
12/18/16	Ryan Mathews at Ravens (L)	20-128-19-1
11/13/16	Ryan Mathews vs. Falcons (W)	19-109-21-2
10/19/15	DeMarco Murray vs. Giants (W)	21-112-21-1
9/27/15	Ryan Mathews at Jets (W)	24-108-27-0
11/27/14	LeSean McCoy at Cowboys (W)	25-159-38t-1
11/23/14	LeSean McCoy vs. Titans (W)	21-130-53-1
11/2/14	LeSean McCoy at Texans (W)	24-117-26-0
10/12/14	LeSean McCoy vs. Giants (W)	22-149-28-0
12/29/13	LeSean McCoy at Cowboys (W)	27-131-20-0
12/22/13	LeSean McCoy vs. Bears (W)	18-133-19-2
12/22/13	Bryce Brown vs. Bears (W)	9-115-65t-1
12/8/13	LeSean McCoy vs. Lions (W)	29-217-57t-2
11/10/13	LeSean McCoy at Packers (W)	25-155-30-0
10/13/13	LeSean McCoy at Buccaneers (W)	25-116-19-0
9/19/13	LeSean McCoy vs. Chiefs (L)	20-158-41t-1
9/9/13	LeSean McCoy at Redskins (W)	31-184-34t-1
12/2/12	Bryce Brown* at Cowboys (L)	24-169-39-2
11/26/12	Bryce Brown* vs. Panthers (L) - first start	19-178-65t-2
11/5/12	LeSean McCoy at Saints (L)	19-119-34-0
9/30/12	LeSean McCoy vs. Giants (W)	23-123-34-0
9/9/12	LeSean McCoy at Browns (W)	20-110-22-0
12/18/11	LeSean McCoy vs. Jets (W)	18-102-33t-3
11/20/11	LeSean McCoy at Giants (W)	23-113-60-0
10/30/11	LeSean McCoy vs. Cowboys (W)	30-185-34-2
10/16/11	LeSean McCoy at Redskins (W)	28-126-21-1
9/25/11	LeSean McCoy vs. Giants (L)	24-128-21-1
9/11/11	LeSean McCoy at Rams (W)	15-122-49t-1
12/19/10	Michael Vick (QB) at Giants (W)	10-130-35-1
12/12/10	LeSean McCoy at Cowboys (W)	16-149-56-0
11/21/10	LeSean McCoy vs. Giants (W)	14-111-50t-1
11/15/10	Jerome Harrison at Redskins (W)	11-109-50t-1
9/19/10	LeSean McCoy at Lions (W)	16-120-46t-3
9/12/10	Michael Vick (QB) vs. Packers (L)	11-103-31-0
12/7/08	Brian Westbrook at Giants (W)	33-131-30t-1
11/27/08	Brian Westbrook vs. Cardinals (W)	22-110-17-2
10/26/08	Brian Westbrook vs. Falcons (W)	22-167-39t-2
12/23/07	Brian Westbrook at Saints (W)	17-100-21-0
12/9/07	Brian Westbrook vs. Giants (L)	20-116-21-0
11/18/07	Brian Westbrook vs. Dolphins (W)	32-148-36-0
11/11/07	Brian Westbrook at Redskins (W)	20-100-13-1
10/14/07	Brian Westbrook at Jets (W)	20-120-22-0
9/30/07	Correll Buckhalter at Giants (L)	17-103-17-0
9/23/07	Brian Westbrook vs. Lions (W)	14-110-25t-2
1/13/07	Brian Westbrook at Saints (L)	13-116-62t-2
1/7/07	Brian Westbrook vs. Giants (W)	20-141-49-1
12/25/06	Brian Westbrook at Cowboys (W)	26-122-16-0
11/26/06	Brian Westbrook at Colts (L)	20-124-21-1
11/19/06	Brian Westbrook vs. Titans (L)	22-102-27-0
11/12/06	Brian Westbrook vs. Redskins (W)	22-113-21-0
10/22/06	Brian Westbrook at Buccaneers (L)	13-101-23-0
9/24/06	Brian Westbrook at 49ers (W)	8-117-71t-2
12/11/05	Ryan Moats* vs. Giants (L) OT	11-114-40t-2
11/27/05	Brian Westbrook vs. Packers (W)	20-120-27t-1
10/3/04	Brian Westbrook at Bears (W)	22-119-29-0
9/12/04	Brian Westbrook vs. Giants (W)	17-119-50-0
1/11/04	Donovan McNabb vs. Packers (W)	11-107-41-0
12/7/03	Correll Buckhalter vs. Cowboys (W)	13-115-64t-1
10/26/03	Correll Buckhalter vs. Jets (W)	15-100-21-2
12/8/02	Duce Staley at Seahawks (W)	21-100-21t-1
11/17/02	Duce Staley vs. Cardinals (W)	31-135-13-0
10/28/02	Duce Staley vs. Giants (W)	24-126-23-0
10/28/02	Donovan McNabb vs. Giants (W)	8-107-40t-1
10/20/02	Duce Staley vs. Buccaneers (W)	24-152-57-0
10/6/02	Donovan McNabb at Jaguars (L)	12-100-26-1
11/18/01	Duce Staley at Cowboys (W)	26-102-18-0
11/11/01	Duce Staley vs. Vikings (W)	17-146-44t-1
10/7/01	Correll Buckhalter* vs. Cardinals (L)	21-134-37-0
11/26/00	Donovan McNabb at Redskins (W)	11-125-54-1
10/1/00	Brian Mitchell vs. Falcons (W)	2-105-85t-1
9/3/00	Duce Staley at Cowboys (W)	26-201-60-1
11/14/99	Duce Staley vs. Redskins (W)	28-122-20t-1
11/7/99	Duce Staley at Panthers (L)	17-140-29-1
10/17/99	Duce Staley at Bears (W)	23-101-26-0
10/10/99	Duce Staley vs. Cowboys (W)	22-110-19-0
9/12/99	Duce Staley vs. Cardinals (L)	21-111-24t-1
12/13/98	Duce Staley vs. Cardinals (L) OT	30-141-30t-1
11/8/98	Charlie Garner vs. Lions (W)	16-129-40-1
12/21/97	Charlie Garner at Redskins (L)	18-115-26-2
10/5/97	Ricky Watters vs. Redskins (W)	31-104-13-2
9/15/97	Ricky Watters at Cowboys (L)	20-106-20-0
12/1/96	Ricky Watters vs. Giants (W)	29-104-11-0
11/3/96	Ricky Watters at Cowboys (W)	24-116-17-1
10/20/96	Ricky Watters vs. Dolphins (W)	25-173-49t-1
10/13/96	Ricky Watters at Giants (W)	27-110-11-0
9/22/96	Ricky Watters at Falcons (W)	26-121-56t-2
9/15/96	Ricky Watters vs. Lions (W)	27-153-52-1
12/10/95	Ricky Watters vs. Cowboys (W)	33-112-15-1
11/26/95	Ricky Watters at Redskins (W)	25-124-25-2
10/15/95	Ricky Watters at Giants (W)	30-122-14-1
10/8/95	Ricky Watters vs. Redskins (W) OT	25-139-24-0
10/8/95	Charlie Garner vs. Redskins (W) OT	9-120-55t-3
10/9/94	Charlie Garner* vs. Redskins (W)	28-122-12-0
10/2/94	Charlie Garner* at 49ers (W)	16-111-28t-2
1/3/93	Heath Sherman at Saints (W)	21-105-16-1
12/27/92	Herschel Walker vs. Giants (W)	16-104-38-0
12/13/92	Herschel Walker at Seahawks (W) OT	23-111-18-1
12/6/92	Randall Cunningham vs. Vikings (W)	12-121-30-2
11/22/92	Heath Sherman at Giants (W)	17-109-30t-1
10/25/92	Herschel Walker vs. Cardinals (W)	20-112-36-0
9/13/92	Herschel Walker at Cardinals (W)	28-115-20-0
9/6/92	Herschel Walker vs. Saints (W)	26-112-32-0
11/12/90	Heath Sherman vs. Redskins (W)	35-124-22-0
11/4/90	Randall Cunningham vs. Patriots (W)	8-124-52t-1
11/4/90	Heath Sherman vs. Patriots (W)	24-113-17-0
9/23/90	Anthony Toney at Rams (W)	24-103-20-0
12/27/87	Keith Byars vs. Bills (W)	23-102-22-0
11/29/87	Anthony Toney at Patriots (W) OT	24-123-36-1
12/7/86	Keith Byars* vs. Cardinals (T) OT	24-127-32-0
11/16/86	Randall Cunningham vs. Lions (L)	14-110-20-0
12/22/85	Earnest Jackson at Vikings (W)	25-106-59-2
11/17/85	Earnest Jackson at Cardinals (W)	34-162-51t-1
10/13/85	Earnest Jackson vs. Cardinals (W)	27-103-13-0
12/9/84	Wilbert Montgomery vs. Patriots (W)	19-100-14-1
12/19/82	Wilbert Montgomery vs. Oilers (W)	17-147-90t-3
12/20/81	Wilbert Montgomery vs. Cardinals (W)	13-108-41-1
12/6/81	Wilbert Montgomery at Redskins (L)	27-116-13-0
11/22/81	Wilbert Montgomery vs. Giants (L)	25-102-24-0
11/15/81	Wilbert Montgomery vs. Colts (W)	22-115-13-2
11/8/81	Wilbert Montgomery at Cardinals (W)	20-118-23-0
10/25/81	Wilbert Montgomery vs. Buccaneers (W)	22-119-12-1
9/17/81	Wilbert Montgomery at Bills (W)	27-125-15-0
9/13/81	Wilbert Montgomery vs. Patriots (W)	18-137-41-0
1/11/81	Wilbert Montgomery vs. Cowboys (W)	26-194-55-1

* - denotes rookie; Underline - denotes playoff game

ALL-TIME 100-YARD RUSHING GAMES

Date	Player/Opponent/Result	Att-Yds-LG-TD
9/14/80	Wilbert Montgomery at Vikings (W)	20-169-72t-2
12/2/79	Wilbert Montgomery vs. Lions (W)	22-108-20-1
11/25/79	Leroy Harris at Packers (W)	9-137-80-0
11/18/79	Wilbert Montgomery vs. Cardinals (W)	26-118-52-0
11/12/79	Wilbert Montgomery at Cowboys (W)	25-127-37t-1
11/4/79	Wilbert Montgomery vs. Browns (L)	30-197-62t-1
10/14/79	Wilbert Montgomery at Cardinals (W)	25-117-13-1
10/7/79	Wilbert Montgomery vs. Redskins (W)	22-127-24-3
9/23/79	Wilbert Montgomery at Giants (W)	29-126-12-0
12/17/78	Wilbert Montgomery vs. Giants (W)	25-130-47-2
12/17/78	Mike Hogan vs. Giants (W)	22-100-18-0
12/3/78	Wilbert Montgomery at Vikings (L)	24-115-36-1
10/15/78	Wilbert Montgomery vs. Redskins (W)	25-125-24-1
10/1/78	Wilbert Montgomery at Colts (W)	25-144-14-1
9/24/78	Wilbert Montgomery vs. Dolphins (W)	25-111-12-0
9/17/78	Wilbert Montgomery at Saints (W)	18-104-19-0
12/18/77	Wilbert Montgomery* vs. Jets (W)	22-103-27-2
10/9/77	Herb Lusk at Giants (W)	17-117-70-2
12/12/76	Tom Sullivan vs. Seahawks (W)	23-121-26-2
12/12/76	Mike Hogan* vs. Seahawks (W)	19-104-18-0
9/27/76	Mike Hogan* vs. Redskins (L) OT	22-100-32-0
11/25/73	Tom Sullivan vs. Giants (W)	32-156-27-1
10/7/73	Tom Sullivan at Bills (L)	26-155-30-0
10/7/73	Norm Bulaich at Bills (L)	13-104-20-0
9/23/73	Tom Sullivan at Giants (T)	18-100-14-1
12/21/69	Cyril Pinder at 49ers (L)	25-128-29-1
12/7/69	Tom Woodeshick vs. Redskins (L)	20-102-21-0
11/16/69	Tom Woodeshick vs. Rams (L)	25-130-21-1
12/8/68	Tom Woodeshick vs. Saints (W)	18-122-30-1
9/22/68	Tom Woodeshick vs. Giants (L)	15-129-54-1
10/29/67	Tom Woodeshick vs. Cowboys (W)	20-101-26-1
10/8/67	Tom Woodeshick at Falcons (W)	20-129-41-1
12/18/66	Tom Woodeshick at Redskins (W)	27-105-21-2
12/4/66	Jack Concannon vs. Steelers (W)	15-129-29-1
10/23/66	Timmy Brown at Giants (W)	21-100-24-0
9/18/66	Izzy Lang vs. Falcons (W)	16-114-39-1
11/28/65	Timmy Brown at Cardinals (W)	18-180-43-1
11/7/65	Timmy Brown at Browns (L)	16-186-54-1
11/22/64	Earl Gros vs. Cardinals (L)	21-103-22-0
11/15/64	Earl Gros at Cowboys (W)	16-118-47-0
10/18/64	Ollie Matson at Giants (W)	19-100-54-2
10/11/64	Timmy Brown at Redskins (L)	14-101-36-2
10/4/64	Timmy Brown vs. Steelers (W)	16-116-33-0
10/4/64	Earl Gros vs. Steelers (W)	19-129-47-0
11/25/62	Timmy Brown vs. Cowboys (W)	17-107-22-2
10/23/60	Clarence Peaks at Browns (W)	13-102-57-0
11/1/59	Bill Barnes vs. Redskins (W)	13-163-61-1
10/25/59	Bill Barnes at Cardinals (W)	23-111-22-2
11/29/53	Don Johnson* at Giants (L)	13-121-63-1
11/15/53	Don Johnson* vs. Colts (W)	11-100-66-2
12/2/51	Frank Ziegler at Redskins (W)	20-136-28-0
11/19/50	Frank Ziegler vs. Cardinals (L)	18-113-52-0
11/12/50	Steve Van Buren at Redskins (W)	23-108-23-1
10/15/50	Toy Ledbetter* at Colts (W)	23-107-14-1
10/7/50	Frank Ziegler vs. Rams (W)	17-106-38-1
12/18/49	Steve Van Buren at Rams (W)	31-196-49-0
11/27/49	Steve Van Buren vs. Steelers (W)	27-205-41-0
11/20/49	Steve Van Buren vs. NY Bulldogs (W)	35-174-38-2
10/30/49	Steve Van Buren at Steelers (W)	17-103-31-2
10/23/49	Bosh Pritchard vs. Redskins (W)	11-128-77-1
10/3/49	Steve Van Buren at Lions (W)	33-135-12-2
11/21/48	Steve Van Buren vs. Redskins (W)	29-171-21-1
11/14/48	Steve Van Buren vs. Boston Yanks (W)	16-137-28-0
11/7/48	Steve Van Buren at Giants (W)	25-143-20-2
10/31/48	Steve Van Buren at Steelers (W)	22-109-21-1
11/2/47	Steve Van Buren at Redskins (W)	17-138-37-2
10/19/47	Steve Van Buren at Steelers (L)	21-133-45-0
10/5/47	Steve Van Buren vs. Giants (W)	16-105-28-0
11/24/46	Steve Van Buren vs. Redskins (L)	25-130-58-0
12/9/45	Steve Van Buren vs. Boston Yanks (W)	22-100-29-3
12/2/45	Steve Van Buren at Giants (L)	19-100-32-2
11/18/45	Steve Van Buren vs. Steelers (W)	19-107-24-2
11/11/45	Steve Van Buren vs. Giants (W)	19-129-28-2
11/5/44	Steve Van Buren* at Tigers (W)	12-129-70-2
11/28/43	Jack Hinkle at Redskins (W)	26-117-14-1
11/21/43	Jack Hinkle vs. Lions (W)	13-132-56-1
11/15/42	Bosh Pritchard* at Dodgers (W)	14-104-26-0
9/13/36	Swede Hanson vs. Giants (W)	15-107-NA-0
11/11/34	Swede Hanson vs. Dodgers (L)	17-118-NA-0
11/6/34	Swede Hanson vs. Reds (W)	18-190-NA-2
9/16/34	Swede Hanson at Packers (L)	13-116-NA-1

* - denotes rookie; Underline - denotes playoff game

MOST 100-YARD RUSHING GAMES, Career

1. Wilbert Montgomery 26
2. LeSean McCoy 23
3. Brian Westbrook 20
4. Steve Van Buren 19
5. Duce Staley 13

*includes playoff games

MOST 200-YARD RUSHING GAMES, Career

1t. LeSean McCoy, Duce Staley and Steve Van Buren . . 1

MOST 100-YARD RUSHING GAMES, Season

1. Wilbert Montgomery (1981) 8
2. LeSean McCoy (2013) 7
   Wilbert Montgomery (1979) 7
4. LeSean McCoy (2011) 6
   Brian Westbrook (2007) 6
   Brian Westbrook (2006) 6
   Ricky Watters (1996) 6
   Wilbert Montgomery (1978) 6

*regular season only

ALL-TIME 100 YARD RECEIVING GAMES

Date	Player/Opponent/Result	Yds (Rec, TD)
12/1/19	**Alshon Jeffery at Miami (L)**	**137 (9, 1)**
11/3/19	**Zach Ertz vs. Bears (W)**	**103 (9, 1)**
9/15/19	**Nelson Agholor at Falcons (L)**	**107 (8, 1)**
9/8/19	**DeSean Jackson vs. Redskins (W)**	**154 (8, 2)**
12/23/18	**Nelson Agholor vs. Texans (W)**	**116 (5, 1)**
12/23/18	**Zach Ertz vs. Texans (W)**	**110 (12, 2)**
12/16/18	**Alshon Jeffery at LA Rams (W)**	**160 (8, 0)**
11/11/18	**Zach Ertz vs. Cowboys (L)**	**145 (14, 2)**
10/21/18	**Zach Ertz vs. Panthers (L)**	**138 (9, 0)**
10/7/18	**Zach Ertz vs. Vikings (L)**	**110 (10, 1)**
9/30/18	**Zach Ertz at Titans (L)**	**112 (10, 0)**
9/30/18	**Alshon Jeffery at Titans (L)**	**105 (8, 1)**
2/4/18	**Corey Clement* vs. Patriots**	**100 (4, 1)**
12/10/17	Torrey Smith at LA Rams (W)	100 (6, 0)
12/3/17	**Nelson Agholor at Seahawks (L)**	**141 (7, 1)**
11/26/17	**Zach Ertz (TE) vs. Bears (W)**	**103 (10, 1)**
1/1/17	**Zach Ertz (TE) vs. Cowboys (W)**	**139 (13, 2)**
12/11/16	**Zach Ertz (TE) vs. Redskins (L)**	**112 (10, 0)**
9/25/16	**Darren Sproles (RB) vs. Steelers (W)**	**128 (6, 1)**
9/11/16	Jordan Matthews vs. Browns (W)	114 (7, 1)
1/3/16	**Zach Ertz (TE) at Giants (W)**	**152 (9, 0)**
12/26/15	**Zach Ertz (TE) vs. Redskins (L)**	**122 (13, 0)**
12/26/15	Jordan Matthews vs. Redskins (L)	104 (6, 1)
12/20/15	Jordan Matthews vs. Cardinals (L)	159 (8, 1)
11/15/15	Brent Celek (TE) vs. Dolphins (L)	134 (4, 0)
11/8/15	Jordan Matthews at Cowboys (W)	133 (9, 1)
9/14/15	Jordan Matthews at Falcons (L)	102 (10, 0)
12/28/14	Jordan Matthews* at Giants (W)	105 (8, 1)
12/20/14	**Zach Ertz (TE) at Redskins (L)**	**115 (15, 0)**
11/27/14	Jeremy Maclin at Cowboys (W)	108 (8, 0)
11/16/14	Jordan Matthews* at Packers (L)	107 (5, 1)
11/10/14	Jordan Matthews* vs. Panthers (W)	138 (7, 2)
11/10/14	Brent Celek (TE) vs. Panthers (W)	116 (5, 0)
11/2/14	Jeremy Maclin at Texans (W)	158 (6, 2)
10/26/14	Jeremy Maclin at Cardinals (L)	187 (12, 2)
9/21/14	Jeremy Maclin vs. Redskins (W)	154 (8, 1)
9/15/14	**Darren Sproles (RB) at Colts (W)**	**152 (7, 0)**
12/15/13	**DeSean Jackson at Vikings (L)**	**195 (10, 1)**
11/10/13	Riley Cooper at Packers (W)	102 (3, 2)
11/3/13	DeSean Jackson at Raiders (W)	150 (5, 1)
11/3/13	Riley Cooper at Raiders (W)	139 (5, 3)
10/13/13	Riley Cooper at Buccaneers (W)	120 (4, 1)
10/6/13	**DeSean Jackson at Giants (W)**	**132 (7, 1)**
9/15/13	**DeSean Jackson vs. Chargers (L)**	**193 (9, 1)**
9/15/13	LeSean McCoy (RB) vs. Chargers (L)	114 (5, 0)
9/9/13	**DeSean Jackson at Redskins (W)**	**104 (7, 1)**
12/23/12	Jeremy Maclin vs. Redskins (L)	116 (8, 1)
12/9/12	Jason Avant at Buccaneers (W)	133 (7, 0)
12/9/12	Jeremy Maclin at Buccaneers (W)	104 (9, 1)
11/5/12	**DeSean Jackson at Saints (L)**	**100 (3, 1)**
10/14/12	Jeremy Maclin vs. Lions (L)	130 (6, 1)
9/16/12	Brent Celek (TE) vs. Ravens (W)	157 (8, 0)
9/16/12	**DeSean Jackson vs. Ravens (W)**	**114 (7, 0)**
1/1/12	Jeremy Maclin vs. Redskins (W)	105 (8, 0)
12/18/11	Brent Celek (TE) vs. Jets (W)	156 (5, 1)
11/27/11	Jason Avant vs. Patriots (L)	110 (8, 1)
10/16/11	Jeremy Maclin at Redskins (W)	101 (5, 0)
10/9/11	Jason Avant at Bills (L)	139 (9, 0)
10/2/11	**DeSean Jackson vs. 49ers (L)**	**171 (6, 0)**
9/18/11	Jeremy Maclin at Falcons (L)	171 (13, 2)
9/11/11	**DeSean Jackson at Rams (W)**	**102 (6, 1)**
12/12/10	**DeSean Jackson at Cowboys (W)**	**210 (4, 1)**
11/21/10	Jeremy Maclin vs. Giants (W)	120 (9, 0)
11/7/10	**DeSean Jackson vs. Colts (W)**	**109 (7, 1)**
10/17/10	Jeremy Maclin vs. Falcons (W)	159 (7, 2)
10/3/10	LeSean McCoy (RB) vs. Redskins (L)	110 (12, 0)
9/26/10	**DeSean Jackson at Jaguars (W)**	**153 (5, 1)**
9/19/10	**DeSean Jackson at Lions (W)**	**135 (4, 1)**
1/9/10	Jeremy Maclin* at Cowboys (L)	146 (7, 1)
12/27/09	Brent Celek (TE) vs. Broncos (W)	121 (4, 1)
12/20/09	**DeSean Jackson vs. 49ers (W)**	**140 (6, 1)**
12/13/09	**DeSean Jackson at Giants (W)**	**178 (6, 1)**
11/22/09	**DeSean Jackson at Bears (W)**	**107 (8, 1)**
11/15/09	Jason Avant at Chargers (L)	156 (8, 0)
10/11/09	Jeremy Maclin* vs. Buccaneers (W)	142 (6, 2)
9/27/09	**DeSean Jackson vs. Chiefs (W)**	**149 (6, 1)**
9/27/09	Brent Celek (TE) vs. Chiefs (W)	104 (8, 1)
9/20/09	Brent Celek (TE) vs. Saints (L)	104 (8, 0)
9/20/09	**DeSean Jackson vs. Saints (L)**	**101 (4, 1)**
1/18/09	Kevin Curtis at Cardinals (L)	122 (4, 0)
12/15/08	Jason Avant vs. Browns (W)	101 (5, 0)
11/2/08	Brent Celek (TE) at Seahawks (W)	131 (6, 0)
9/15/08	**DeSean Jackson* at Cowboys (L)**	**110 (6, 0)**
9/7/08	Hank Baskett vs. Rams (W)	102 (2, 1)
9/7/08	**DeSean Jackson* vs. Rams (W) - first start**	**106 (6, 0)**
9/7/08	Greg Lewis vs. Rams (W)	104 (5, 0)
12/2/07	Kevin Curtis vs. Seahawks (L)	111 (6, 1)
10/28/07	Reggie Brown at Vikings (W)	105 (8, 0)
10/14/07	Kevin Curtis at Jets (W)	121 (5, 1)
9/23/07	Kevin Curtis vs. Lions (W)	221 (11, 3)
9/23/07	Brian Westbrook (RB) vs. Lions (W)	111 (5, 1)
	Westbrook also 14-110-2TDs rushing	
1/13/07	Donté Stallworth at Saints (L)	100 (3, 1)
12/31/06	Hank Baskett* vs. Falcons (W)	177 (7, 1)
12/4/06	Donté Stallworth vs. Panthers (W)	111 (4, 1)
11/12/06	Donté Stalllworth vs. Redskins (W)	139 (6, 1)
10/22/06	Brian Westbrook (RB) at Bucs (L)	113 (7, 1)
	Westbrook also 13-101-0TDs rushing	
10/15/06	Reggie Brown at Saints (W)	121 (6, 1)
10/8/06	Hank Baskett* vs. Cowboys (W)	112 (3, 1)
9/24/06	Reggie Brown at 49ers (W)	106 (5, 0)
9/17/06	L.J. Smith (TE) vs. Giants (L) OT	111 (7, 0)
9/10/06	Donté Stallworth at Texans (W)	141 (6, 1)
10/30/05	Terrell Owens at Broncos (L)	154 (3, 1)
10/2/05	Terrell Owens at Chiefs (W)	171 (11, 1)
9/25/05	Brian Westbrook (RB) vs. Raiders (W)	140 (6, 1)
9/18/05	L.J. Smith (TE) vs. 49ers (W)	119 (9, 1)
9/18/05	Terrell Owens vs. 49ers (W)	143 (5, 2)
9/12/05	Terrell Owens at Falcons (L)	112 (7, 0)
2/6/05	Terrell Owens vs. Patriots (L)	122 (9, 0)
12/5/04	Terrell Owens vs. Packers (W)	161 (8, 1)
12/5/04	Brian Westbrook (RB) vs. Packers (W)	156 (11, 3)
11/21/04	Todd Pinkston vs. Redskins (W)	106 (5, 0)
11/15/04	Terrell Owens at Cowboys (W)	134 (6, 3)
10/31/04	Terrell Owens vs. Ravens (W)	101 (8, 1)
10/24/04	Terrell Owens at Browns (W) OT	109 (4, 2)
10/24/04	Todd Pinkston at Browns (W) OT	100 (6, 0)
10/17/04	Terrell Owens vs. Panthers (W)	123 (4, 0)
10/3/04	Terrell Owens at Bears (W)	110 (8, 1)
9/26/04	Terrell Owens at Lions (W)	107 (6, 1)
12/21/03	Todd Pinkston vs. 49ers (L) OT	121 (5, 1)
9/22/02	Antonio Freeman vs. Cowboys (W)	118 (6, 1)
9/16/02	James Thrash at Redskins (W)	107 (6, 1)
12/30/01	James Thrash vs. Giants (W)	143 (7, 1)
12/22/01	Duce Staley (RB) at 49ers (L)	103 (9, 0)

* - denotes rookie; Underline - denotes playoff game

ALL-TIME 100-YARD RECEIVING GAMES

Date	Player/Opponent/Result	Yds (Rec, TD)
9/23/01	James Thrash at Seahawks (W)	165 (10, 2)
12/10/00	Chad Lewis (TE) at Browns (W)	100 (5, 0)
10/1/00	Torrance Small vs. Falcons (W)	122 (4, 1)
10/31/99	Torrance Small vs. Giants (L) OT	119 (4, 1)
11/30/97	Irving Fryar vs. Bengals (W)	122 (7, 0)
11/23/97	Irving Fryar vs. Steelers (W)	116 (7, 1)
11/10/97	Irving Fryar vs. 49ers (L)	138 (9, 0)
10/12/97	Irving Fryar at Jaguars (L)	124 (10, 3)
9/28/97	Irving Fryar at Vikings (L)	120 (9, 1)
9/7/97	Irving Fryar vs. Packers (W)	125 (8, 0)
8/31/97	Michael Timpson at Giants (L)	125 (9, 0)
11/24/96	Irving Fryar at Cardinals (L)	131 (7, 0)
11/17/96	Chris T. Jones vs. Redskins (L)	103 (7, 1)
11/3/96	Irving Fryar at Cowboys (W)	120 (9, 1)
10/27/96	Irving Fryar vs. Panthers (W)	143 (7, 0)
10/20/96	Irving Fryar vs. Dolphins (W)	116 (8, 4)
9/15/96	Chris T. Jones vs. Lions (W)	121 (9, 1)
12/30/95	Fred Barnett vs. Lions (W)	109 (8, 1)
12/17/95	Calvin Williams vs. Cardinals (W)	105 (7, 1)
11/12/95	Fred Barnett vs. Broncos (W)	105 (7, 0)
12/24/94	Calvin Williams at Bengals (L)	122 (6, 0)
11/6/94	Fred Barnett vs. Cardinals (W)	173 (11, 2)
10/24/94	Fred Barnett vs. Oilers (W)	187 (5, 1)
10/2/94	Calvin Williams at 49ers (W)	122 (9, 0)
9/12/94	Fred Barnett vs. Bears (W)	102 (8, 0)
1/3/94	James Joseph (RB) at 49ers (W) OT	109 (6, 0)
12/19/93	Calvin Williams at Colts (W)	105 (6, 1)
12/12/93	Herschel Walker (RB) vs. Bills (L)	109 (11, 0)
11/28/93	Herschel Walker (RB) at Redskins (W)	103 (10, 0)
9/19/93	Calvin Williams vs. Redskins (W)	181 (8, 3)
1/3/93	Fred Barnett at Saints (W)	102 (4, 2)
12/13/92	Fred Barnett at Seahawks (W) OT	161 (9, 0)
9/20/92	Fred Barnett vs. Broncos (W)	102 (5, 1)
9/20/92	Calvin Williams vs. Broncos (W)	108 (5, 2)
9/13/92	Fred Barnett at Cardinals (W)	193 (8, 2)
11/17/91	Fred Barnett vs. Bengals (W)	108 (6, 0)
11/10/91	Fred Barnett at Browns (W)	146 (8, 1)
9/22/91	Roy Green vs. Steelers (W)	114 (6, 0)
9/15/91	Fred Barnett at Cowboys (W)	111 (7, 1)
9/1/91	Keith Byars (RB) at Packers (W)	111 (8, 1)
1/5/91	Keith Jackson (TE) vs. Redskins (L)	116 (5, 0)
12/16/90	Fred Barnett* vs. Packers (W)	108 (5, 0)
12/2/90	Fred Barnett* at Bills (L)	112 (2, 1)
11/25/90	Keith Byars (RB) vs. Giants (W)	128 (8, 0)
10/15/90	Fred Barnett* vs. Vikings (W)	114 (4, 1)
9/30/90	Keith Byars (RB) vs. Colts (L)	133 (12, 0)
12/18/89	Keith Byars (RB) at Saints (L)	109 (6, 0)
10/2/89	Cris Carter at Bears (L)	113 (8, 0)
9/17/89	Keith Byars (RB) at Redskins (W)	130 (8, 0)
9/17/89	Keith Jackson (TE) at Redskins (W)	126 (12, 3)
9/10/89	Mike Quick vs. Seahawks (W)	140 (6, 1)
12/31/88	Keith Byars (RB) at Bears (L)	103 (9, 0)
12/31/88	Keith Jackson* (TE) at Bears (L)	142 (7, 0)
10/10/88	Cris Carter vs. Giants (W)	162 (5, 1)
9/18/88	Mike Quick at Redskins (L)	105 (4, 1)
12/20/87	Mike Quick at Jets (W)	148 (6, 2)
11/29/87	Mike Quick at Patriots (W) OT	121 (5, 2)
10/18/87	Otis Grant at Packers (L) OT	135 (7, 0)
10/11/87	Kevin Bowman at Cowboys (L)	123 (5, 1)
12/7/86	Mike Quick vs. Cardinals (T) OT	127 (5, 0)
11/30/86	Mike Quick at Raiders (W) OT	145 (8, 3)
9/21/86	Kenny Jackson vs. Broncos (L)	127 (5, 1)
12/1/85	Mike Quick vs. Vikings (L)	127 (8, 1)
11/10/85	Mike Quick vs. Falcons (W)	145 (3, 1)
11/3/85	Mike Quick at 49ers (L)	146 (6, 1)
10/27/85	Mike Quick vs. Bills (W)	117 (8, 1)
10/20/85	Kenny Jackson vs. Cowboys (W)	134 (6, 1)
10/13/85	Herman Hunter* (RB) vs. Cardinals (W)	120 (6, 1)
10/6/85	John Spagnola (TE) at Saints (L)	124 (12, 2)
12/16/84	Mike Quick at Falcons (L)	135 (7, 1)
12/2/84	John Spagnola (TE) vs. Cowboys (L)	114 (11, 0)
11/25/84	Mike Quick at Cardinals (L)	107 (8, 1)
11/4/84	Mike Quick at Lions (T) OT	110 (5, 1)
10/28/84	Mike Quick vs. Cardinals (L)	170 (6, 1)
9/2/84	Mike Quick at Giants (L)	147 (8, 1)
12/18/83	Harold Carmichael at Cardinals (L)	102 (5, 0)
11/27/83	Melvin Hoover at Redskins (L)	128 (4,0)
11/27/83	Mike Quick at Redskins (L)	104 (5, 2)
11/6/83	Mike Quick vs. Cowboys (L)	120 (7, 1)
10/2/83	Mike Quick at Falcons (W)	122 (4, 1)
9/25/83	Mike Quick vs. Cardinals (L)	133 (6, 0)
9/18/83	Mike Quick at Broncos (W)	152 (6, 1)
9/11/83	Mike Quick vs. Redskins (L)	106 (4, 1)
9/11/83	Harold Carmichael vs. Redskins (L)	108 (9, 0)
11/28/82	Harold Carmichael at Redskins (L)	109 (6, 1)
9/19/82	Harold Carmichael at Browns (W)	100 (6, 0)
11/8/81	Harold Carmichael at Cardinals (W)	103 (5, 2)
11/1/81	Harold Carmichael vs. Cowboys (L)	151 (5, 1)
10/18/81	Harold Carmichael at Vikings (L)	109 (8, 1)
10/18/81	Wilbert Montgomery (RB) at Vikings (L)	143 (10, 1)
12/14/80	Charles Smith vs. Cardinals (W)	134 (7, 0)
11/9/80	Charles Smith at Saints (W)	137 (9, 0)
11/2/80	Charles Smith at Seahawks (W)	109 (5, 1)
9/28/80	Harold Carmichael at Cardinals (L)	108 (5, 0)
9/7/80	Harold Carmiachel vs. Broncos (W)	135 (3, 1)
12/23/79	Harold Carmichael vs. Bears (W)	111 (6, 2)
9/10/79	Harold Carmichael vs. Falcons (L)	127 (9, 0)
12/24/78	Charlie Smith at Falcons (L)	108 (7,0)
12/3/78	Harold Carmichael at Vikings (L)	115 (4, 2)
11/19/78	Harold Carmichael at Giants (W)	105 (5, 0)
10/29/78	Harold Carmichael vs. Cardinals (L)	126 (7, 1)
10/22/78	Keith Krepfle (TE) at Cowboys (L)	100 (4, 1)
10/30/77	Harold Carmichael at Redskins (L)	116 (4, 1)
11/9/75	Charles Smith vs. Cardinals (L)	102 (7, 0)
12/8/74	Charle Young (TE) at Giants (W)	103 (9, 1)
11/17/74	Charle Young (TE) vs. Cardinals (L)	101 (7, 0)
12/16/73	Harold Carmichael at Redskins (L)	111 (4, 0)
12/16/73	Charle Young* (TE) at Redskins (L)	104 (5, 1)
12/9/73	Harold Carmichael vs. Jets (W)	146 (5, 1)
12/2/73	Charle Young* (TE) at 49ers (L)	112 (6, 1)
11/18/73	Charle Young* (TE) at Cowboys (L)	113 (4, 1)
11/11/73	Harold Carmichael vs. Falcons (L)	105 (6, 1)
11/4/73	Charle Young* (TE) vs. Patriots (W)	108 (8, 2)
10/14/73	Harold Carmichael at Cardinals (W)	187 (12, 2)
9/30/73	Norm Bulaich vs. Redskins (L)	109 (6, 1)
9/23/73	Harold Carmichael at Giants (T)	103 (5, 1)
12/17/72	Harold Carmichael at Cardinals (L)	100 (5, 1)
11/26/72	Harold Jackson at Giants (L)	152 (5, 1)
10/2/72	Harold Jackson vs. Giants (L)	138 (9, 0)
9/24/72	Harold Jackson vs. Browns (L)	131 (7, 1)
9/17/72	Harold Jackson at Cowboys (L)	161 (9, 0)
12/19/71	Harold Jackson at Giants (W)	145 (7, 1)
12/12/71	Harold Jackson vs. Cardinals (W)	109 (4, 1)
11/28/71	Ben Hawkins vs. Redskins (L)	126 (7, 0)
11/21/71	Harold Jackson at Cardinals (W)	117 (8, 1)

* - denotes rookie; Underline - denotes playoff game

ALL-TIME 100-YARD RECEIVING GAMES

Date	Player/Opponent/Result	Yds (Rec, TD)
9/19/71	Ben Hawkins at Bengals (L)	118 (7, 2)
11/1/70	Ben Hawkins at Cowboys (L)	105 (2, 1)
10/11/70	Harold Jackson at Giants (L)	194 (7, 2)
12/7/69	Ben Hawkins vs. Redskins (L)	112 (4, 0)
11/30/69	Gary Ballman at Saints (L)	119 (4, 1)
11/23/69	Harold Jackson at Cardinals (W)	127 (8, 0)
11/9/69	Harold Jackson at Redskins (T)	112 (8, 0)
10/26/69	Harold Jackson vs. Saints (W)	105 (6, 0)
10/19/69	Harold Jackson at Cowboys (L)	107 (3, 1)
10/13/69	Harold Jackson at Colts (L)	138 (8, 1)
10/5/69	Gary Ballman vs. Cowboys (L)	108 (5, 0)
9/28/69	Ben Hawkins vs. Steelers (W)	145 (7, 4)
11/10/68	Fred Hill (TE) vs. Redskins (L)	114 (9, 0)
10/27/68	Ben Hawkins at Steelers (L)	108 (7, 0)
10/6/68	Ben Hawkins at Redskins (L)	105 (6, 1)
9/29/68	Ben Hawkins vs. Cowboys (L)	103 (6, 0)
12/3/67	Ben Hawkins at Redskins (T)	151 (5, 2)
10/22/67	Ben Hawkins at Cardinals (L)	197 (6, 1)
10/15/67	Ben Hawkins vs. 49ers (L)	150 (6, 1)
10/1/67	Ben Hawkins vs. Steelers (W)	187 (8, 2)
9/17/67	Gary Ballman vs. Redskins (W)	105 (4, 2)
9/17/67	Ben Hawkins vs. Redskins (W)	100 (5, 0)
9/25/66	Pete Retzlaff (TE) vs. Giants (W)	120 (5, 1)
12/5/65	Ray Poage vs. Cowboys (L)	142 (5, 1)
12/5/65	Pete Retzlaff (TE) vs. Cowboys (L)	118 (6, 0)
11/28/65	Pete Retzlaff (TE) at Cardinals (W)	148 (9, 3)
11/14/65	Pete Retzlaff (TE) vs. Redskins (W)	204 (7, 0)
11/7/65	Pete Retzlaff (TE) at Browns (L)	151 (7, 3)
10/17/65	Pete Retzlaff (TE) at Giants (L)	133 (6, 1)
9/26/65	Timmy Brown (RB) vs. Giants (L)	106 (8, 0)
9/19/65	Timmy Brown (RB) vs. Cardinals (W)	129 (7, 1)
12/13/64	Pete Retzlaff (TE) at Cardinals (L)	106 (6, 1)
11/29/64	Pete Retzlaff (TE) at Browns (L)	100 (5, 1)
11/8/64	Pete Retzlaff (TE) at Rams (L)	105 (6, 0)
10/25/64	Bill Mack at Steelers (W)	104 (3, 1)
10/4/64	Timmy Brown (RB) vs. Steelers (W) Brown also 16-116-0TDs rushing	110 (2, 2)
9/20/64	Pete Retzlaff (TE) vs. 49ers (L)	121 (8, 1)
9/13/64	Pete Retzlaff (TE) vs. Giants (W)	139 (6, 1)
10/13/63	Tommy McDonald at Redskins (W)	139 (8, 2)
10/6/63	Pete Retzlaff (TE) vs. Cowboys (W)	107 (4, 0)
9/15/63	Tommy McDonald vs. Steelers (T)	179 (7, 2)
12/16/62	Tommy McDonald at Cardinals (L)	162 (4, 3)
12/16/62	Timmy Brown (RB) at Cardinals (L)	199 (5, 2)
12/9/62	Pete Retzlaff (TE) vs. Steelers (L)	122 (7, 2)
12/2/62	Pete Retzlaff (TE) at Redskins (W)	135 (8, 1)
11/25/62	Tommy McDonald vs. Cowboys (W)	108 (3, 1)
11/25/62	Pete Retzlaff (TE) vs. Cowboys (W)	113 (4, 0)
10/28/62	Timmy Brown (RB) at Vikings (L)	174 (5, 1)
10/21/62	Howard Cassady vs. Redskins (L)	133 (8, 2)
10/14/62	Tommy McDonald at Cowboys (L)	131 (7, 0)
9/30/62	Tommy McDonald vs. Browns (W)	140 (6, 1)
9/23/62	Timmy Brown (RB) vs. Giants (L)	160 (9, 1)
9/16/62	Pete Retzlaff (TE) vs. Cardinals (L)	126 (4, 0)
12/17/61	Pete Retzlaff at Lions (W)	105 (9, 1)
12/10/61	Tommy McDonald vs. Giants (L)	237 (7, 2)
11/26/61	Tommy McDonald vs. Cowboys (W)	131 (5, 3)
11/5/61	Tommy McDonald vs. Bears (W)	109 (6, 1)
10/29/61	Tommy McDonald at Redskins (W)	141 (7, 1)
10/29/61	Pete Retzlaff at Redskins (W)	125 (7, 2)
10/1/61	Tommy McDonald vs. Cardinals (L)	187 (11, 0)
10/1/61	Bobby Walston vs. Cardinals (L)	127 (2, 0)
12/18/60	Tommy McDonald at Redskins (W)	116 (2, 2)
12/18/60	Timmy Brown (RB) at Redskins (W)	128 (5, 1)
12/18/60	Pete Retzlaff at Redskins (W)	110 (5, 1)
12/11/60	Timmy Brown (RB) at Steelers (L)	112 (3, 1)
12/4/60	Pete Retzlaff at Cardinals (W)	123 (5, 1)
11/20/60	Bobby Walston at Giants (W)	119 (6, 0)
11/6/60	Tommy McDonald vs. Steelers (W)	141 (8, 3)
10/9/60	Pete Retzlaff vs. Cardinals (W)	132 (7, 2)
12/6/59	Tommy McDonald at Redskins (W)	153 (9, 3)
11/15/59	Pete Retzlaff vs. Cardinals (W)	137 (5, 1)
10/25/59	Tommy McDonald at Cardinals (W)	122 (3, 2)
10/4/59	Tommy McDonald vs. Giants (W)	133 (6, 3)
12/14/58	Tommy McDonald at Redskins (L)	148 (4, 0)
11/16/58	Bill Barnes (RB) vs. Cardinals (W)	109 (7, 0)
10/26/58	Pete Retzlaff at Packers (L)	121 (6, 0)
10/14/56	Bobby Walston at Steelers (W)	108 (4, 1)
9/30/56	Bobby Walston at Rams (L)	115 (5, 0)
12/11/55	Pete Pihos at Bears (L)	114 (11, 0)
12/4/55	Pete Pihos vs. Cardinals (W)	127 (10, 1)
11/27/55	Pete Pihos vs. Rams (L)	103 (6, 1)
11/13/55	Bill Stribling vs. Browns (W)	123 (6, 2)
11/6/55	Pete Pihos at Redskins (L)	119 (8, 1)
12/12/54	Pete Pihos vs. Giants (W)	119 (8, 1)
11/28/54	Jerry Williams (RB) vs. Redskins (W)	163 (6, 1)
11/7/54	Dom Moselle (RB) vs. Cardinals (W)	100 (7, 1)
10/23/54	Pete Pihos at Steelers (L)	111 (7, 1)
10/17/54	Pete Pihos at Redskins (W)	132 (9, 3)
10/3/54	Jerry Williams (RB) at Cardinals (W)	166 (5, 1)
10/3/54	Bobby Walston at Cardinals (W)	110 (5, 3)
11/21/53	Pete Pihos vs. Cardinals (W)	113 (7, 0)
11/15/53	Pete Pihos vs. Colts (W)	118 (7, 1)
11/15/53	Bobby Walston vs. Colts (W)	110 (7, 0)
11/8/53	Bobby Walston vs. Giants (W)	176 (8, 2)
11/8/53	Pete Pihos vs. Giants (W)	145 (7, 2)
10/25/53	Pete Pihos at Cardinals (W)	156 (8, 1)
10/10/53	Bobby Walston at Browns (L)	110 (4, 0)
12/7/52	Bud Grant vs. Dallas Texans (W)	203 (11, 2)
11/30/52	Bud Grant at Cardinals (L)	186 (8, 1)
11/23/52	Bobby Walston at Browns (W)	121 (4, 1)
10/12/52	Bud Grant vs. Steelers (W)	111 (5, 1)
9/28/52	Bud Grant at Steelers (W)	135 (4, 1)
10/21/51	Bobby Walston* at Giants (L)	118 (6, 2)
10/22/50	Jack Ferrante at Steelers (W)	118 (5, 0)
10/15/50	Jack Ferrante at Colts (W)	103 (6, 0)
10/7/50	Jack Ferrante vs. Rams (W)	101 (4, 2)
11/13/49	Clyde Scott* (RB) at Redskins (W)	127 (4, 1)
12/12/48	Jack Ferrante vs. Lions (W)	184 (7, 3)
11/28/48	Pete Pihos vs. Steelers (W)	112 (7, 1)
11/7/48	Pete Pihos at Giants (W)	128 (5, 2)
12/14/47	Pete Pihos* vs. Packers (W)	108 (4, 1)
11/11/45	Jack Ferrante vs. Giants (W)	135 (5, 2)
10/28/45	Jack Ferrante vs. Browns (W)	101 (5,1)

* - denotes rookie; Underline - denotes playoff game

ALL-TIME 100-YARD RECEIVING GAMES

Date	Player/Opponent/Result	Yds (Rec, TD)
12/5/43	Tony Bova vs. Packers (L)	106 (3, 2)
11/1/42	Fred Meyer* at Redskins (L)	119 (4, 0)
12/1/40	Don Looney* at Redskins (L)	180 (14, 0)
10/26/40	Lester McDonald vs. Brook. Dodg. (L)	102 (6, 0)
9/22/40	Don Looney* at Rams (L)	129 (8, 2)
9/15/40	Don Looney* at Packers (L)	115 (8, 1)
11/19/39	Herschel Ramsey at Bears (L)	131 (8, 1)
9/11/38	Joe Carter vs. Redskins (L)	116 (6, 2)
11/14/37	Joe Carter at Packers (L)	139 (6, 1)

* - denotes rookie; Underline - denotes playoff game

MOST 100-YARD RECEIVING GAMES, Career

1.	Pete Retzlaff	23
2t.	Harold Carmichael	21
	DeSean Jackson	**21**
	Mike Quick	21
5.	Tommy McDonald	17
6.	Fred Barnett	15
7t.	Jeremy Maclin	14
	Pete Pihos	14
9t.	Ben Hawkins	13
	Harold Jackson	13

*includes playoff games

MOST 150-YARD RECEIVING GAMES, Career

1.	**DeSean Jackson**	**8**
2t.	Jeremy Maclin	5
	Tommy McDonald	5
4t.	Ben Hawkins	4
	Fred Barnett	4

MOST 200-YARD RECEIVING GAMES, Career

1t.	**DeSean Jackson**	**1**
	Kevin Curtis	1
	Pete Retzlaff	1
	Tommy McDonald	1
	Bud Grant	1

MOST 100-YARD RECEIVING GAMES, Season

1.	Terrell Owens (2004)	7
2t.	Irving Fryar (1997)	6
	Mike Quick (1983)	6
4t.	**(10 times) last by Zach Ertz (2018)**	**5**

*regular season only

CONSECUTIVE 100-YD RECEIVING GAMES

	PLAYER (YEAR)	GAMES
1t.	Terrell Owens (2004)	5
	Harold Jackson (last 2 in 1971, first 3 in 1972)	5
3.	Mike Quick (1983)	4
4.	(seven times) last by Irving Fryar (1996)	3

ALL-TIME MULTI-SACK GAMES

Date	Player/Opponent/Result	Sacks
12/9/19	**Vinny Curry vs. Giants (W)**	**2.0**
11/24/19	**Malcolm Jenkins vs. Seahawks (L)**	**2.0**
11/24/19	**Brandon Graham vs. Seahawks (L)**	**1.5**
10/27/19	**Fletcher Cox at Bills (W)**	**1.5**
10/6/19	**Brandon Graham vs. Jets (W)**	**3.0**
10/6/19	Orlando Scandrick vs. Jets (W)	2.0
12/30/18	**Fletcher Cox at Redskins (W)**	**3.0**
12/23/18	Chris Long vs. Texans (W)	2.0
12/9/18	Michael Bennett at Cowboys (L)	1.5
12/9/18	**Fletcher Cox at Cowboys (L)**	**1.5**
11/11/18	Michael Bennett vs. Cowboys (L)	2.0
11/11/18	**Brandon Graham vs. Cowboys (L)**	**1.5**
10/28/18	Chris Long at Jaguars (W)	2.0
10/28/18	Jordan Hicks at Jaguars (W)	1.5
9/23/18	**Derek Barnett vs. Colts (W)**	**1.5**
9/6/18	**Fletcher Cox vs. Falcons (W)**	**1.5**
9/6/18	Jordan Hicks vs. Falcons (W)	1.5
12/3/17	**Brandon Graham at Seahawks (L)**	**1.5**
11/19/17	**Derek Barnett* at Cowboys (W)**	**2.0**
10/23/17	**Derek Barnett* vs. Redskins (W)**	**2.0**
9/10/17	**Brandon Graham at Redskins (W)**	**2.0**
12/11/16	**Fletcher Cox vs. Redskins (L)**	**1.5**
9/25/16	**Fletcher Cox vs. Steelers (W)**	**2.0**
12/26/15	**Fletcher Cox vs. Redskins (L)**	**2.0**
12/6/15	**Brandon Graham at Patriots (W)**	**2.0**
12/6/15	Connor Barwin at Patriots (W)	2.0
11/26/15	**Vinny Curry at Lions (L)**	**2.0**
11/8/15	**Brandon Graham at Cobwoys (W)**	**2.0**
10/11/15	**Fletcher Cox vs. Saints (W)**	**3.0**
11/23/14	Connor Barwin vs. Titans (W)	2.0
11/23/14	Trent Cole vs. Titans (W)	2.0
11/10/14	**Brandon Graham vs. Panthers (W)**	**1.5**
11/10/14	Connor Barwin vs. Panthers (W)	3.5
10/12/14	**Vinny Curry vs. Giants (W)**	**2.0**
10/12/14	Connor Barwin vs. Giants (W)	3.0
10/5/14	Connor Barwin vs. Rams (W)	2.0
12/22/13	Trent Cole vs. Bears (W)	3.0
12/22/13	Mychal Kendricks vs. Bears (W)	2.0
12/1/13	**Brandon Graham vs. Cardinals (W)**	**2.0**
12/1/13	Trent Cole vs. Cardinals (W)	2.0
11/17/13	Trent Cole vs. Redskins (W)	2.0
12/13/12	**Brandon Graham vs. Bengals (L)**	**2.5**
12/13/12	**Fletcher Cox* vs. Bengals (L)**	**1.5**
12/2/12	**Brandon Graham at Cowboys (L)**	**1.5**
9/23/12	Jason Babin at Cardinals (L)	1.5
12/18/11	Jason Babin vs. Jets (W)	3.0
12/11/11	Jason Babin at Dolphins (W)	3.0
12/11/11	Trent Cole at Dolphins (W)	3.0
12/1/11	Jason Babin at Seahawks (L)	2.0
10/30/11	Jason Babin vs. Cowboys (W)	2.0
10/2/11	Jason Babin vs. 49ers (L)	3.0
9/18/11	Cullen Jenkins at Falcons (L)	2.0
9/11/11	Jason Babin at Rams (W)	2.0
11/28/10	Trent Cole at Bears (L)	2.0
10/17/10	Trent Cole vs. Falcons (W)	2.0
9/26/10	Trent Cole at Jaguars (W)	2.0
9/26/10	Trevor Laws at Jaguars (W)	2.0
9/12/10	Juqua Parker vs. Packers (L)	2.0
12/20/09	Trent Cole vs. 49ers (W)	2.0
12/13/09	Darren Howard at Giants (W)	2.0
10/26/09	Trent Cole at Redskins (W)	2.0
9/13/09	Darren Howard at Panthers (W)	2.0
12/28/08	Chris Clemons vs. Cowboys (W)	2.0
11/16/08	Trent Cole at Bengals (T)	2.0
11/16/08	Darren Howard at Bengals (T)	2.0
11/2/08	Darren Howard at Seahawks (W)	1.5
9/21/08	Juqua Parker vs. Steelers (W)	2.5
9/21/08	Darren Howard vs. Steelers (W)	2.0
9/21/08	Omar Gaither vs. Steelers (W)	1.5
12/9/07	Trent Cole vs. Giants (L)	2.0
10/28/07	Trent Cole at Vikings (W)	2.0
9/23/07	Trent Cole vs. Lions (W)	3.5
9/23/07	Brodrick Bunkley vs. Lions (W)	2.0
9/23/07	Juqua Parker vs. Lions (W)	2.0
9/9/07	Trent Cole at Packers (L)	1.5
1/13/07	Darwin Walker at Saints (L)	2.0
12/31/06	Matt McCoy vs. Falcons (W)	2.0
12/31/06	Juqua Parker vs. Falcons (W)	2.0
11/19/06	Trent Cole vs. Titans (L)	1.5
10/8/06	Darwin Walker vs. Cowboys (W)	3.0
10/8/06	Darren Howard vs. Cowboys (W)	2.0
9/17/06	Jevon Kearse vs. Giants (L)	2.5
9/17/06	Trent Cole vs. Giants (L)	2.0
9/17/06	Mike Patterson vs. Giants (L)	1.5
9/10/06	Trent Cole at Texans (W)	2.0
11/20/05	Jevon Kearse at Giants (L)	2.5
11/20/05	Trent Cole* at Giants (L)	2.0
11/14/05	Trent Cole* vs. Cowboys (L)	2.0
9/12/05	Brian Dawkins at Falcons (L)	1.5
9/12/05	Darwin Walker at Falcons (L)	1.5
1/23/05	Derrick Burgess vs. Falcons (W)	2.0
12/5/04	Corey Simon vs. Packers (W)	2.0
12/5/04	Darwin Walker vs. Packers (W)	2.0
11/28/04	Corey Simon at Giants (W)	2.0
11/7/04	Sam Rayburn at Steelers (L)	2.0
10/31/04	Jevon Kearse vs. Ravens (W)	2.0
9/26/04	Jevon Kearse at Lions (W)	3.0
11/16/03	Darwin Walker vs. Giants (W)	1.5
12/21/02	N.D. Kalu at Cowboys (W)	2.0
12/8/02	Brandon Whiting at Seahawks (W)	2.0
12/1/02	N.D. Kalu vs. Rams (W)	3.0
12/1/02	Hugh Douglas vs. Rams (W)	2.0
11/3/02	Hugh Douglas at Bears (W)	2.0
10/20/02	Carlos Emmons vs. Buccaneers (W)	2.0
12/9/01	Derrick Burgess at Chargers (W)	2.0
11/29/01	Corey Simon at Chiefs (W)	2.0
11/25/01	Corey Simon vs. Redskins (L)	2.0
11/18/01	Troy Vincent at Cowboys (W)	1.5
11/11/01	Hugh Douglas vs. Vikings (W)	2.5
11/4/01	Hugh Douglas vs. Cardinals (W)	2.0
9/23/01	Brandon Whiting at Seahawks (W)	2.0
12/31/00	Hugh Douglas vs. Buccaneers (W)	2.0
11/19/00	Brian Dawkins vs. Cardinals (W)	2.0
11/19/00	Jeremiah Trotter vs. Cardinals (W)	2.0
11/19/00	Corey Simon* vs. Cardinals (W)	1.5
11/5/00	Brandon Whiting vs. Cowboys (W)	1.5
10/22/00	Hugh Douglas vs. Bears (W)	1.5
10/8/00	Hugh Douglas vs. Redskins (L)	2.0
9/24/00	Corey Simon* at Saints (W)	2.0
9/17/00	Hugh Douglas at Packers (L)	2.5
9/3/00	Hugh Douglas at Cowboys (W)	2.0
1/2/00	Tyrone Williams vs. Rams (W)	2.0
12/19/99	Mike Mamula vs. Patriots (W)	3.0
10/31/99	Greg Jefferson vs. Giants (L)	1.5
11/22/98	Bill Johnson at Giants (L)	1.5

* - denotes rookie; Underline - denotes playoff game

ALL-TIME MULTI-SACK GAMES

Date	Player/Opponent/Result	Sacks
11/15/98	Hugh Douglas at Redskins (L)	1.5
11/8/98	Hugh Douglas vs. Lions (W)	2.5
10/18/98	Hugh Douglas at Chargers (L)	4.5
10/11/98	Hollis Thomas vs. Redskins (W)	2.0
10/11/98	Hugh Douglas vs. Redskins (W)	1.5
10/11/98	Al Wallace vs. Redskins (W)	1.5
12/14/97	Greg Jefferson at Falcons (L)	2.0
11/2/97	Hollis Thomas at Cardinals (L)	1.5
10/26/97	Rhett Hall vs. Cowboys (W)	3.5
10/26/97	William Thomas vs. Cowboys (W)	2.0
9/15/97	Bobby Taylor at Cowboys (L)	2.0
12/22/96	William Fuller vs. Cardinals (W)	3.0
12/1/96	William Fuller vs. Giants (W)	2.0
11/24/96	William Thomas at Cardinals (L)	2.0
10/13/96	Mike Mamula at Giants (W)	2.5
10/13/96	William Fuller at Giants (W)	2.0
10/13/96	Rhett Hall at Giants (W)	1.5
10/13/96	William Thomas at Giants (W)	1.5
9/22/96	William Fuller at Falcons (W)	2.0
9/1/96	Mike Mamula at Redskins (W)	2.0
12/17/95	William Fuller vs. Cardinals (L)	2.0
12/10/95	William Fuller vs. Cowboys (W)	1.5
12/3/95	William Fuller at Seahawks (L)	2.0
12/3/95	Kevin Johnson at Seahawks (L)	2.0
11/19/95	Mike Mamula vs. Giants (W)	3.0
11/19/95	Andy Harmon vs. Giants (W)	2.0
10/29/95	William Fuller vs. Rams (W)	2.0
10/29/95	Andy Harmon vs. Rams (W)	2.0
10/15/95	Andy Harmon at Giants (W)	2.0
10/15/95	Kevin Johnson at Giants (W)	2.0
10/8/95	Andy Harmon vs. Redskins (W)	3.0
10/1/95	Mike Mamula at Saints (W)	2.0
12/18/94	Mike Flores vs. Giants (L)	2.0
12/4/94	William Fuller at Cowboys (L)	1.5
11/6/94	Andy Harmon vs. Cardinals (W)	2.0
10/24/94	William Thomas vs. Oilers (W)	2.0
9/18/94	Bill Romanowski vs. Packers (W)	1.5
9/12/94	William Fuller vs. Bears (W)	2.0
1/3/94	Andy Harmon vs. 49ers (W)	3.0
12/26/93	Clyde Simmons vs. Saints (W)	2.0
12/6/93	Andy Harmon at Cowboys (L)	2.5
11/28/93	Mike Flores at Redskins (W)	2.0
10/31/93	Andy Harmon vs. Cowboys (L)	2.0
9/19/93	Clyde Simmons vs. Redskins (W)	2.0
12/27/92	Clyde Simmons vs. Giants (W)	1.5
12/13/92	Clyde Simmons at Seahawks (W)	2.0
12/13/92	Reggie White at Seahawks (W)	2.0
12/6/92	Andy Harmon vs. Vikings (W)	2.5
11/29/92	Mike Pitts at 49ers (L)	2.0
11/22/92	Reggie White at Giants (W)	3.5
11/22/92	Clyde Simmons at Giants (W)	3.0
11/8/92	Clyde Simmons vs. Los Angeles Raiders (W)	1.5
11/8/92	Reggie White vs. Los Angeles Raiders (W)	1.5
10/11/92	Clyde Simmons at Chiefs (L)	2.0
10/5/92	Reggie White vs. Cowboys (W)	2.0
9/20/92	Clyde Simmons vs. Broncos (W)	1.5
9/13/92	Clyde Simmons at Phoenix Cardinals (W)	3.0
12/22/91	Reggie White vs. Redskins (W)	2.0
12/8/91	Clyde Simmons at Giants (W)	2.0
12/2/91	Seth Joyner at Oilers (W)	2.0
11/17/91	Clyde Simmons vs. Bengals (W)	2.0
11/17/91	Reggie White vs. Bengals (W)	2.0
11/4/91	Clyde Simmons vs. Giants (W)	1.5
11/4/91	Reggie White vs. Giants (W)	1.5
10/6/91	Wes Hopkins at Buccaneers (L)	2.0
9/22/91	Clyde Simmons vs. Steelers (W)	2.0
9/15/91	Clyde Simmons at Cowboys (W)	4.5
9/15/91	Jerome Brown at Cowboys (W)	2.5
9/15/91	Mike Golic at Cowboys (W)	2.0
9/1/91	Reggie White at Packers (W)	3.0
12/29/90	Seth Joyner at Phoenix Cardinals (W)	2.0
12/16/90	Clyde Simmons vs. Packers (W)	1.5
12/16/90	Reggie White vs. Packers (W)	1.5
11/18/90	Clyde Simmons at Falcons (W)	2.0
11/12/90	Reggie White vs. Redskins (W)	2.0
11/4/90	Seth Joyner vs. Patriots (W)	2.0
10/15/90	Jessie Small vs. Vikings (W)	2.0
9/30/90	Reggie White vs. Colts (L)	3.0
9/16/90	Mike Pitts vs. Phoenix Cardinals (L)	2.0
9/16/90	Reggie White vs. Phoenix Cardinals (L)	2.0
12/18/89	Jerome Brown at Saints (L)	2.0
10/29/89	Clyde Simmons at Broncos (W)	3.5
10/29/89	Reggie White at Broncos (W)	1.5
10/22/89	Seth Joyner vs. Los Angeles Raiders (W)	2.0
10/15/89	Jerome Brown at Phoenix Cardinals (W)	2.5
10/8/89	Reggie White vs. Giants (W)	2.0
9/24/89	Reggie White vs. 49ers (L)	2.5
9/24/89	Mike Pitts vs. 49ers (L)	2.0
9/24/89	Clyde Simmons vs. 49ers (L)	2.0
9/17/89	Jerome Brown at Redskins (W)	2.0
9/10/89	Clyde Simmons vs. Seahawks (W)	2.0
12/18/88	Reggie White at Cowboys (W)	2.0
12/10/88	Reggie White at Phoenix Cardinals (W)	2.0
11/27/88	Clyde Simmons vs. Phoenix Cardinals (W)	2.5
11/6/88	Reggie White vs. Los Angeles Rams (W)	2.0
10/30/88	Reggie White vs. Falcons (L)	2.0
10/10/88	Reggie White vs. Giants (W)	2.5
10/2/88	Clyde Simmons vs. Oilers (W)	2.0
9/25/88	Reggie White at Vikings (L)	4.0
12/27/87	Reggie White vs. Bills (W)	2.0
12/20/87	Reggie White at Jets (W)	2.0
12/6/87	Reggie White at Giants (L)	2.0
11/29/87	Mike Pitts at Patriots (W)	2.0
11/29/87	Reggie White at Patriots (W)	2.0
11/22/87	Reggie White vs. St. Louis Rams (L)	2.0
11/15/87	Reggie White vs. Giants (L)	3.0
11/1/87	Jerome Brown at St. Louis Rams (W)	2.0
11/1/87	Reggie White at St. Louis Rams (W)	2.0
10/25/87	Reggie White vs. Cowboys (W)	2.5
10/18/87	Fred Smalls at Packers (L)	2.5
10/18/87	Ray Phillips at Packers (L)	1.5
9/20/87	Clyde Simmons vs. Saints (W)	1.5
9/20/87	Reggie White vs. Saints (W)	1.5
12/14/86	Reggie White at Cowboys (W)	3.0
12/7/86	Reggie White vs. St. Louis Rams (T)	2.0
11/30/86	Reggie White at Los Angeles Raiders (W)	4.0
11/23/86	Ken Clarke at Seahawks (L)	2.0
11/9/86	Greg Brown vs. Giants (L)	2.0
11/2/86	Reggie White at St. Louis Rams (L)	4.0
10/5/86	Garry Cobb at Falcons (W)	4.0
9/7/86	Ken Clarke at Redskins (L)	2.0
12/22/85	Garry Cobb at Vikings (W)	2.0
12/22/85	Reggie White at Vikings (W)	2.0
12/22/85	Reggie Wilkes at Vikings (W)	2.0
12/8/85	Ray Ellis vs. Redskins (L)	2.0

* - denotes rookie; Underline - denotes playoff game

ALL-TIME MULTI-SACK GAMES

Date	Player/Opponent/Result	Sacks
11/17/85	Reggie White at St. Louis Rams (W)	3.0
11/10/85	Ken Clarke vs. Falcons (W)	2.0
11/10/85	Reggie White vs. Falcons (W)	2.0
10/13/85	Greg Brown vs. St. Louis Rams (W)	3.0
10/6/85	Greg Brown at Saints (L)	1.5
10/6/85	Ken Clarke at Saints (L)	1.5
9/29/85	Reggie White vs. Giants (L)	2.5
9/29/85	Ken Clarke vs. Giants (L)	1.5
12/16/84	Greg Brown at Falcons (L)	4.0
12/16/84	Ken Clarke at Falcons (L)	2.0
12/16/84	Byron Darby at Falcons (L)	2.0
12/9/84	Byron Darby vs. Patriots (W)	1.5
12/9/84	Dennis Harrison vs. Patriots (W)	1.5
12/2/84	Greg Brown vs. Cowboys (L)	1.5
11/25/84	Dennis Harrison at St. Louis Rams (L)	1.5
11/4/84	Ken Clarke at Lions (T)	3.0
10/21/84	Dennis Harrison vs. Giants (W)	2.0
10/21/84	Greg Brown vs. Giants (W)	1.5
10/14/84	Ken Clarke vs. Colts (W)	2.0
10/14/84	Dennis Harrison vs. Colts (W)	2.0
9/30/84	Greg Brown at Redskins (L)	2.0
12/18/83	Greg Brown at St. Louis Rams (L)	2.5
11/20/83	Greg Brown vs. Giants (L)	2.0
11/13/83	Dennis Harrison at Bears (L)	3.0
10/9/83	Dennis Harrison at Giants (W)	2.0
10/2/83	Dennis Harrison at Falcons (W)	3.0
9/25/83	Carl Hairston at St. Louis Rams (L)	2.0
9/25/83	Joel Williams at St. Louis Rams (L)	1.5
12/26/82	Greg Brown at Cowboys (W)	2.0
12/26/82	Dennis Harrison at Cowboys (W)	1.5
12/19/82	Carl Hairston vs. Oilers (W)	2.0
12/11/82	Dennis Harrison at Giants (L)	2.0
12/5/82	Dennis Harrison vs. St. Louis Rams (L)	2.0
11/28/82	Dennis Harrison at Redskins (L)	2.0

* - denotes rookie; Underline - denotes playoff game

MOST MULTI-SACK GAMES, Career

1. Reggie White 38
2. Clyde Simmons 22
3. Trent Cole 20
4. Hugh Douglas 13
5t. **Brandon Graham 11**
Dennis Harrison 11
*includes playoff games

MOST MULTI-SACK GAMES, Season

1. Reggie White (1987) 9
2. Clyde Simmons (1992) 7
3t. Jason Babin (2011) 6
Reggie White (1988) 6
5t. Hugh Douglas (2000) 5
Clyde Simmons (1991) 5
*regular season only

MOST 3-SACK GAMES, Career

1. Reggie White 9
2. Clyde Simmons 4
3t. Trent Cole 3
Jason Babin 3
5t. **Fletcher Cox, five other players tied with 2**
*includes playoffs

MOST 3-SACK GAMES, Season

1t. Jason Babin (2011) 3
Reggie White (1986) 3
3t. Connor Barwin (2014) 2
Dennis Harrison (1983) 2
Clyde Simmons (1992) 2
*regular season only

MOST CONSECUTIVE MULTI-SACK GAMES

1. Reggie White (1987) 4
2t. Jason Babin (2011) 3
William Fuller (1995) 3
Andy Harmon (1995) 3
Dennis Harrison (1982) 3
Reggie White (1986) 3

MULTI-INTERCEPTION GAMES SINCE 1960

Date	Player/Opponent/Result	INTs
1/1/17	Jordan Hicks (LB) vs. Cowboys (W)	2
12/22/16	**Malcolm Jenkins vs. Giants (W)**	**2**
9/9/12	Dominique Rodgers-Cromartie at Browns (W)	2
9/9/12	Kurt Coleman at Browns (W)	2
10/16/11	Kurt Coleman at Redskins (W)	3
11/21/10	Asante Samuel vs. Giants (W)	2
11/15/10	Dimitri Patterson at Redskins (W)	2
11/7/10	Asante Samuel vs. Colts (W)	2
11/29/09	Asante Samuel vs. Redskins (W)	2
10/11/09	Asante Samuel vs. Buccaneers (W)	2
9/13/09	Sheldon Brown at Panthers (W)	2
10/8/06	Lito Sheppard vs. Cowboys (W)	2
10/2/05	Sheldon Brown at Chiefs (W)	2
10/17/04	Lito Sheppard vs. Panthers (W)	2
12/8/02	Bobby Taylor at Seahawks (W)	2
1/12/02	Damon Moore vs. Buccaneers (W)	2
12/16/01	Brian Dawkins at Redskins (W)	2
9/24/00	Troy Vincent at Saints (W)	2
12/19/99	Troy Vincent vs. Patriots (W)	2
12/14/96	Michael Zordich at Jets (W)	2
9/22/96	William Thomas at Falcons (W)	2
12/17/95	William Thomas vs. Cardinals (W)	2
10/15/95	William Thomas at Giants (W)	2
12/26/93	Eric Allen vs. Saints (W)	2
10/17/93	Mark McMillian at Giants (L)	2
1/3/93	Eric Allen at Saints (W)	2
11/8/92	Eric Allen vs. Los Angeles Raiders (W)	2
11/17/91	Wes Hopkins vs. Bengals (W)	2
9/15/91	Rich Miano at Cowboys (W)	2
12/23/90	Eric Allen vs. Cowboys (W)	2
12/18/88	Wes Hopkins at Cowboys (W)	2
11/20/88	Terry Hoage at Giants (W)	2
9/4/88	Terry Hoage at Buccaneers (W)	2
9/20/87	Elbert Foules vs. Saints (W)	2
12/21/86	Roynell Young vs. Redskins (L)	2
9/14/86	Andre Waters at Bears (L)	2
10/20/85	Wes Hopkins vs. Cowboys (W)	2
12/2/84	Wes Hopkins vs. Cowboys (L)	2
12/19/82	Roynell Young vs. Oilers (W)	2
12/20/81	Herman Edwards vs. St. Louis Rams (W)	2
9/17/81	Brenard Wilson at Bills (W)	2
1/3/81	Herman Edwards vs. Vikings (W)	2
1/3/81	Roynell Young vs. Vikings (W)	2
9/22/80	Herman Edwards vs. Giants (W)	2
11/4/79	Herman Edwards vs. Browns (L)	2
10/14/79	Randy Logan at St. Louis Rams (W)	2
12/17/78	Herman Edwards vs. Giants (W)	2
9/17/78	Deac Sanders at Saints (W)	2
12/4/77	Randy Logan at Cowboys (L)	2
11/6/77	Deac Sanders vs. Saints (W)	2
10/9/77	Deac Sanders at Giants (W)	2
12/21/75	Frank LeMaster at Redskins (W)	2
12/21/75	Artimus Parker at Redskins (W)	2
11/30/75	Bill Bergey vs. 49ers (W)	2
10/5/75	Bill Bradley vs. Redskins (W)	2
11/5/72	Bill Bradley vs. St. Louis Rams (T)	2
10/8/72	Bill Bradley at Redskins (L)	2
12/12/71	Leroy Keyes vs. St. Louis Rams (W)	2
11/21/71	Bill Bradley at St. Louis Rams (W)	2
11/7/71	Bill Bradley at Redskins (T)	2
10/31/71	Bill Bradley vs. Broncos (W)	2
9/26/71	Bill Bradley vs. Cowboys (L)	2
11/8/70	Adrian Young vs. Dolphins (W)	2
12/21/69	Joe Scarpati at 49ers (L)	2
10/13/69	Nate Ramsey at Baltimore Colts (L)	2
11/17/68	Al Nelson at Giants (L)	2
10/29/67	Ron Medved vs. Cowboys (W)	2
10/23/66	Joe Scarpati at Giants (W)	3
9/18/66	Joe Scarpati vs. Falcons (W)	2
12/12/65	Jim Nettles at Steelers (W)	3
12/12/65	Joe Scarpati at Steelers (W)	2
11/28/65	Nate Ramsey at St. Louis Rams (W)	3
11/28/65	Al Nelson at St. Louis Rams (W)	2
12/13/64	Nate Ramsey at St. Louis Rams (L)	2
12/1/63	Dave Lloyd at Steelers (T)	2
10/13/63	Don Burroughs at Redskins (W)	2
12/9/62	Ben Scotti vs. Steelers (L)	2
10/6/62	Don Burroughs at Steelers (L)	2
12/3/61	Don Burroughs at Steelers (W)	3
12/3/61	Chuck Bednarik at Steelers (W)	2
11/27/60	Don Burroughs vs. Giants (W)	2
10/16/60	Gene Johnson vs. Lions (W)	2
10/9/60	Don Burroughs vs. St. Louis Rams (W)	2
9/30/60	Chuck Weber at Cowboys (W)	3

* - denotes rookie; Underline - denotes playoff game

MOST MULTI-INT GAMES, Career

1. Bill Bradley 7
2t. Don Burroughs 5
Herman Edwards 5
4t. Asante Samuel, Eric Allen 4
Wes Hopkins, Joe Scarpati. 4
*includes playoff games

MOST MULTI-INT GAMES, Season

1. Bill Bradley (1971) 4
2t. eight times, last by Asante Samuel (2010) 2
*regular season only

MOST 3-INT GAMES, Career

1t. Kurt Coleman 1
Don Burroughs 1
Jim Nettles 1
Nate Ramsey 1
Joe Scarpati. 1
Chuck Weber 1
*includes playoffs

CONSECUTIVE MULTI-INT GAMES

1. Bill Bradley (1971) 2

ALL-TIME INTERCEPTION RETURNS FOR TDs

Date	Player/Opponent/Result	Yards
10/6/19	**Nathan Gerry vs. Jets (W)**	**51**
1/21/18	Patrick Robinson vs. Vikings (W)	50
10/29/17	**Jalen Mills vs. 49ers (W)**	**37**
12/22/16	**Malcolm Jenkins vs. Giants (W)**	**34**
12/11/16	Leodis McKelvin vs. Redskins (L)	29
10/16/16	**Malcolm Jenkins at Redskins (L)**	**64**
12/6/15	**Malcolm Jenkins at Patriots (W)**	**99**
11/8/15	Jordan Hicks* at Cowboys (W)	67
10/19/15	Nolan Carroll vs. Giants (W)	17
11/10/14	Bradley Fletcher vs. Panthers (W)	34
9/28/14	**Malcolm Jenkins at 49ers (L)**	**53**
12/22/13	Brandon Boykin vs. Bears (W)	54
11/13/11	Asante Samuel vs. Cardinals (L)	20
11/15/10	Dimitri Patterson at Redskins (W)	40
12/6/09	Sheldon Brown at Falcons (W)	83
10/26/09	Will Witherspoon at Redskins (W)	9
1/4/09	Asante Samuel at Vikings (W)	44
12/15/08	Asante Samuel vs. Browns (W)	50
10/12/08	Juqua Parker at 49ers (W)	55
12/17/06	Trent Cole at Giants (W)	19
12/10/06	Michael Lewis at Redskins (W)	84
11/12/06	Sheldon Brown vs. Redskins (W)	70
10/8/06	Lito Sheppard vs. Cowboys (W)	102
10/2/05	Sheldon Brown at Chiefs (W)	40
11/15/04	Lito Sheppard at Cowboys (W)	101
10/17/04	Lito Sheppard vs. Panthers (W)	64
10/5/03	ND Kalu vs. Redskins (W)	15
1/11/03	Bobby Taylor vs. Falcons (W)	39
12/21/02	Shawn Barber at Cowboys (W)	80
12/1/02	Bobby Taylor vs Rams (W)	23
1/12/02	Damon Moore vs. Buccaneers (W)	59
11/18/01	Jeremiah Trotter at Cowboys (W)	50
11/18/01	William Hampton at Cowboys (W)	33
11/19/00	Mike Caldwell vs. Cardinals (W)	26
9/3/00	Jeremiah Trotter at Cowboys (W)	27
1/2/00	Mike Mamula vs. Rams (W)	41
1/2/00	Al Harris vs. Rams (W)	17
11/21/99	Brandon Whiting vs. Colts (L)	22
10/24/99	Brian Dawkins at Dolphins (L)	67
10/3/99	Bobby Taylor at Giants (L)	18
12/7/97	Brian Dawkins vs. Giants (L)	64
11/3/96	Troy Vincent at Cowboys (W)	90 (lateral)
12/30/95	William Thomas vs. Lions (W)	30
12/30/95	Barry Wilburn vs. Lions (W)	24
9/10/95	William Thomas at Cardinals (W)	37
12/24/94	Mike Zordich at Bengals (L)	18
10/30/94	Greg Jackson at Redskins (W)	55
12/26/93	Eric Allen vs. Saints (W)	33
12/26/93	Eric Allen vs. Saints (W)	25
10/3/93	Eric Allen at Jets (W)	94
9/19/93	Eric Allen vs. Redskins (W)	29
1/3/93	Eric Allen at Saints (W)	18
12/6/92	Seth Joyner vs. Vikings (W)	24
11/22/92	Seth Joyner at Giants (W)	43
12/22/91	Otis Smith vs. Washington (W)	74
12/23/90	Eric Allen vs. Cowboys (W)	35
11/25/90	Byron Evans vs. Giants (W)	23
11/12/90	William Frizzell vs. Redskins (W)	30
12/3/89	Clyde Simmons at Giants (W)	60
9/10/89	Eric Everett vs. Seahawks (W)	30
10/27/85	Wes Hopkins vs. Bills (W)	24
9/29/85	Herman Edwards vs. Giants (L)	3
12/19/82	Richard Blackmore vs. Oilers (W)	20
12/17/78	Frank LeMaster vs. Giants (W)	9
10/15/78	John Sanders vs. Washington (W)	19
12/21/75	Frank LeMaster at Redskins (W)	89
12/21/75	Joe Lavender at Redskins (W)	36
9/29/74	Joe Lavender vs. Baltimore Colts (W)	37
12/9/73	John Outlaw vs. Jets (W)	45
12/19/71	Al Nelson at Giants (W)	19
10/19/69	Bill Bradley* at Cowboys (L)	56
10/13/69	Nate Ramsey at Baltimore Colts (L)	26
9/21/69	Joe Scarpati vs. Browns (L)	34
12/10/67	Joe Scarpati at Cowboys (L)	67
10/8/67	Don Hultz at Falcons (W)	16
11/20/66	Jim Nettles at 49ers (W)	34
12/12/65	Jim Nettles* at Steelers (W)	56
12/12/65	George Tarasovic at Steelers (W)	40
12/12/65	Maxie Baughan at Steelers (W)	33
12/6/64	Joe Scarpati* vs. Cowboys (W)	24
10/25/64	Irv Cross at Steelers (W)	94
11/10/63	Lee Roy Caffey* at Giants (L)	87
10/13/57	Jimmy Harris* at Browns (L)	65
10/5/57	Jerry Norton vs. Giants (L)	99
10/14/56	Eddie Bell at Steelers (W)	28
11/13/55	Bibbles Bawel vs. Browns (W)	40
10/15/55	Bibbles Bawel at Steelers (L)	42
12/12/54	Jerry Norton* vs. Giants (W)	69
11/15/53	Chuck Bednarik vs. Baltimore Colts (W)	26
12/14/52	Mike Jarmoluk at Redskins (L)	45
12/7/52	Vic Sears vs. Dallas Texans (W)	9
11/2/52	Russ Craft at Packers (L)	32
10/29/50	Joe Muha vs. Redskins (W)	19
10/22/50	Norm Willey* at Steelers (W)	41
9/24/50	Frank Reagan at Chicago Cardinals (W)	46 (lateral)
12/4/49	Joe Muha at Giants (W)	28
11/20/49	Pat McHugh vs. NY Bulldogs (W)	21
11/10/46	Gil Steinke at Giants (L)	52
12/3/44	Vic Lindskog* vs. Brooklyn Tigers (W)	65
11/26/44	Tom Miller vs. Bears (L)	35
11/19/44	Jack Hinkle at Redskins (W)	50
11/7/43	Larry Cabrelli vs. Redskins (T)	24
10/31/43	Ben Kish vs. Chicago Cardinals (W)	86
9/16/38	Jay Arnold at Pittsburgh Pirates (W)	22
10/10/37	Maurice Harper* at Redskins (W)	20
11/6/34	Swede Hanson vs. Cincinnati Reds (W)	N/A
11/26/33	Lee Woodruff vs. Cincinnati Reds (W)	55

* - denotes rookie

Underline - denotes playoff game

MOST INT-TDs, Career (includes playoffs)

1. Eric Allen 6
2. **Malcolm Jenkins 4**
3t. Sheldon Brown, Asante Samuel, Lito Sheppard, Bobby Taylor, Joe Scarpati 3

MOST INT-TDs, Season (regular season only)

1. Eric Allen (1993) 4
2t. **Malcolm Jenkins (2016)**, Lito Sheppard (2004), Seth Joyner (1992), Bibbles Bawel (1955) 2

MOST INT-TDs, Game

1. Eric Allen (12/26/93 vs. NO) 2

CONSECUTIVE GAMES WITH AN INT-TD

1. Eric Allen (1993) 2

ALL-TIME FUMBLE RECOVERIES FOR TDs

Date	Player/Opponent/Result	Yards
12/15/19	**Nigel Bradham at Redskins (W)**	**47**
10/6/19	Orlando Scandrick vs. Jets (W)	44
12/25/17	**Derek Barnett* vs. Raiders (W)**	**23**
12/10/17	**Brandon Graham at LA Rams (W)**	**16**
11/26/17	**Nelson Agholor vs. Bears (W)**	**0**
11/19/17	**Nigel Bradham at Cowboys (W)**	**37**
9/10/17	**Fletcher Cox at Redskins (W)**	**20**
1/3/16	Walter Thurmond at Giants (W)	83
10/5/14	Cedric Thornton vs. Rams (W)	0
9/7/14	**Fletcher Cox vs. Jaguars (W)**	**17**
10/27/13	Najee Goode vs. Giants (L)	2
12/18/11	Juqua Parker vs. Jets (W)	47
11/7/11	Brian Rolle vs. Bears (L)	22
9/11/11	Juqua Parker at Rams (W)	56
10/10/10	Quintin Mikell at 49ers (W)	52
12/13/09	Sheldon Brown at Giants (W)	60
9/13/09	Victor Abiamiri at Panthers (W)	2
12/28/08	Joselio Hanson vs. Cowboys (W)	96
12/28/08	Chris Clemons vs. Cowboys (W)	73
9/15/08	Chris Gocong at Cowboys (L)	0
12/30/07	Kevin Curtis vs. Bills (W)	0
12/23/07	Kevin Curtis at Saints (W)	0
9/24/06	Mike Patterson at 49ers (W)	98
10/9/05	Sheldon Brown at Cowboys (L)	80
1/16/05	Freddie Mitchell vs. Vikings (W)	0
12/15/02	Carlos Emmons vs. Redskins (W)	44
12/9/01	Brian Dawkins vs. Chargers (W)	49
9/30/01	Damon Moore vs. Cowboys (W)	10
9/15/97	William Thomas at Cowboys (L)	37
12/22/96	Mike Mamula vs. Cardinals (W)	4
10/13/96	William Thomas at Giants (W)	23
9/30/96	Rhett Hall vs. Cowboys (L)	32
12/24/95	Jerome Henderson at Bears (L)	0
10/29/95	Kevin Johnson vs. St. Louis Rams (W)	37
10/15/95	Mike Zordich at Giants (W)	58
9/24/95	Greg Jackson at Raiders (L)	45
1/3/94	Byron Evans at 49ers (W)	30
9/13/92	Reggie White at Phoenix Cardinals (W)	37
11/24/91	Seth Joyner at Phoenix Cardinals (W)	34
11/24/91	Clyde Simmons at Phoenix Cardinals (W)	0
10/6/91	Seth Joyner at Buccaneers (L)	0
11/12/90	Clyde Simmons vs. Redskins (W)	18
12/3/89	Andre Waters at Giants (W)	3
11/20/88	Cris Carter at Giants (W)	0
9/20/87	Seth Joyner vs. Saints (W)	18
9/13/87	Reggie White at Redskins (L)	70
12/15/85	Dave Little at Chargers (L)	0
12/26/82	Greg Brown at Cowboys (W)	0
10/11/81	Frank LeMaster at Saints (W)	47
9/27/81	Greg Brown* vs. Redskins (W)	7
11/16/80	Jerry Robinson at Redskins (W)	59
11/19/78	Herman Edwards at Giants (W)	26
12/1/74	Will Wynn vs. Packers (W)	87
10/6/74	Bill Dunstan at Chargers (W)	46
9/23/74	Joe Lavender vs. Cowboys (W)	96
11/4/73	Will Wynn* vs. Patriots (W)	24
11/21/71	Steve Smith at St. Louis Cardinals (W)	5
11/21/71	Ben Hawkins at St. Louis Cardinals (W)	5
11/15/70	Steve Preece vs. Falcons (T)	21
12/18/66	Harold Wells at Redskins (W)	60
10/10/65	George Tarasovic at Cowboys (W)	62
11/22/64	Mike Morgan* vs. St. Louis Cardinals (L)	0
11/27/60	J.D. Smith vs. Giants (W)	0
11/20/60	Jimmy Carr at Giants (W)	38
12/13/59	Don Owens vs. Browns (L)	3
11/22/59	Jerry Huth vs. Los Angeles Rams (W)	0
10/4/59	Chuck Weber vs. Giants (W)	0
12/12/54	Norm Willey vs. Giants (W)	0
10/25/53	Tom Scott* at Chicago Cardinals (W)	0
12/7/52	Ebert Van Buren vs. Dallas Texans (W)	0
11/16/52	Pete Pihos vs. Chicago Cardinals (W)	12
11/9/52	Mike Jarmoluk vs. Redskins (W)	16
11/4/51	Gerry Cowhig at Steelers (W)	25
10/29/50	John Green vs. Redskins (W)	2
11/6/49	Russ Craft vs. Los Angeles Rams (W)	21
10/31/48	Bosh Pritchard at Steelers (W)	18
10/5/47	Joe Muha vs. Giants (W)	2
10/8/44	Jack Banta vs. Redskins (T)	0
10/31/43	Jack Hinkle vs. Chicago Cardinals (W)	0
10/24/43	Al Wukits* at Giants (L)	2
11/1/42	Rupert Pate at Redskins (L)	53
9/20/42	Vic Sears at Cleveland Rams (L)	25
9/15/40	Don Looney* at Packers (L)	44
10/15/39	Theodore Schmitt at Giants (L)	63
9/25/38	Bob Pylman* vs. Giants (W)	88
9/25/38	Joe Carter vs. Giants (W)	92
9/16/38	Jay Arnold at Pittsburgh Pirates (W)	18
10/31/37	Joe Pilconis at Pittsburgh Pirates (L)	22

* - denotes rookie
Underline - denotes playoff game

MOST FR-TDs, Career

1. Seth Joyner 3
2t. 10 players 2
Most Recent, Nigel Bradham & Fletcher Cox. 2
*includes playoff games

MOST FR-TDs, Season

1t. Kevin Curtis (2007) 2
Seth Joyner (1991) 2
Juqua Parker (2011) 2
*regular season only

CONSECUTIVE GAMES WITH A FR-TD

1. Kevin Curtis (2007) 2

ALL-TIME KICK RETURNS FOR TDs

PUNT RETURNS FOR TOUCHDOWNS

Date	Player/Opponent/Result	Yards
12/2/12	Damaris Johnson* at Cowboys (L)	98
9/27/15	**Darren Sproles at Jets (W)**	**89**
11/22/92	Vai Sikahema at Giants (W)	87
9/13/09	**DeSean Jackson at Panthers (W)**	**85**
10/19/03	Brian Westbrook at Giants (W)	84
12/6/15	**Darren Sproles at Patriots (W)**	**83**
9/28/14	**Darren Sproles at 49ers (L)**	**82**
12/21/03	Brian Westbrook vs. 49ers (L)	81
10/4/59	Tommy McDonald vs. Giants (W)	81
10/25/42	Ernie Steele* at Bears (L)	80 (lateral)
12/21/47	Bosh Pritchard at Steelers (W)	79
11/25/02	Brian Mitchell at 49ers (W)	76
11/30/86	Greg Garrity at Los Angeles Raiders (W)	76
12/13/09	**DeSean Jackson at Giants (W)**	**72**
9/24/00	Brian Mitchell at Saints (W)	72
10/30/49	Clyde Scott* at Steelers (W)	70
11/23/47	Pat McHugh* at Boston Yanks (L)	69
10/5/08	**DeSean Jackson* vs. Redskins (L)**	**68**
11/6/66	Aaron Martin vs. Cowboys (W)	67
12/3/61	Timmy Brown at Steelers (W)	66
11/10/14	**Darren Sproles vs. Panthers (W)**	**65**
12/19/10	**DeSean Jackson at Giants (W)**	**65**
12/19/65	Bob Shann* vs. Lions (L)	63
10/11/59	Art Powell* vs. Steelers (W)	58
9/3/78	Wally Henry vs. Los Angeles Rams (L)	57
11/9/52	Don Stevens* vs. Redskins (W)	56
10/31/48	Bosh Pritchard at Steelers (W)	55
10/22/44	Steve Van Buren* vs. Boston Yanks (W)	55
10/6/68	Alvin Haymond at Redskins (L)	54
10/26/52	Bibbles Bawel* at Giants (W)	52
12/8/46	Steve Van Buren at Boston Yanks (W)	50
12/4/49	Frank Reagan at Giants (W)	41
11/2/47	Pete Pihos* at Redskins (W)	26
10/18/36	Stumpy Thomason at Boston Redskins (L)	15

* - denotes rookie
Underline - denotes playoff game

KICKOFF RETURNS FOR TOUCHDOWNS

Date	Player/Opponent/Result	Yards
11/23/14	Josh Huff* vs. Titans (W)	107
9/17/61	Timmy Brown vs. Browns (W)	105
10/7/50	Russ Craft vs. Los Angeles Rams (W)	103
9/21/14	Chris Polk vs. Redskins (W)	102
11/13/38	Dave Smukler at Brooklyn Dodgers (L)	100
11/23/08	Quintin Demps* at Ravens (L)	100
9/22/63	Timmy Brown vs. Cardinals (L)	100
12/2/62	Timmy Brown at Redskins (W)	99
12/11/77	Wilbert Montgomery* vs. Giants (W)	99
10/23/16	Josh Huff vs. Vikings (W)	98
9/22/68	Alvin Haymond vs. Giants (L)	98
12/2/45	Steve Van Buren at Giants (L)	98
11/1/42	Bosh Pritchard* at Redskins (L)	97
9/22/96	Derrick Witherspoon at Falcons (W)	97
11/12/44	Steve Van Buren* vs. Giants (T)	97
9/24/55	Jerry Norton vs. Giants (W)	96
11/24/96	Derrick Witherspoon at Cardinals (L)	95
9/28/47	Steve Van Buren vs. Redskins (W)	95
11/4/01	Brian Mitchell at Cardinals (W)	94
12/24/94	Herschel Walker at Bengals (L)	94
11/6/66	Timmy Brown vs. Cowboys (W)	93
12/2/79	Billy Campfield vs. Lions (W)	92
11/6/66	Timmy Brown vs. Cowboys (W)	90
11/14/99	Allen Rossum vs. Redskins (W)	89
11/18/84	Andre Waters* vs. Redskins (W)	89
10/1/00	Brian Mitchell vs. Falcons (W)	89
10/16/16	Wendell Smallwood* at Redskins (L)	86
12/17/95	Derrick Witherspoon vs. Cardinals (W)	86
11/2/97	Willie Clark at Cardinals (L)	39

* - denotes rookie

BLOCKED PUNT RETURNS FOR TOUCHDOWNS

Date	Player/Opponent/Result	Yards
12/6/15	Najee Goode at Patriots (W)	24
12/28/14	Trey Burton* at Giants (W)	27
10/5/14	Chris Maragos vs. Rams (W)	10
9/28/14	Brad Smith at 49ers (L)	0
11/22/92	Ken Rose at Giants (W)	3
9/2/84	Rich Kraynak at Giants (L)	8
10/31/71	Bill Hobbs vs. Broncos (W)	0
12/20/70	Mike Dirks vs. Steelers (W)	0
11/12/67	Jim Nettles at Los Angeles Rams (L)	0
12/18/49	Leo Skladany* at Los Angeles Rams (W)	2
11/3/46	Augie Lio vs. Giants (W)	0

* - denotes rookie
Underline - denotes playoff game

MISSED FIELD GOAL RETURNS FOR TOUCHDOWNS

Date	Player/Opponent/Result	Yards
9/26/71	Al Nelson vs. Cowboys (L)	101
12/11/66	Al Nelson vs. Browns (W)	100
9/16/62	Timmy Brown vs. St. Louis Cardinals (L)	99

BLOCKED FIELD GOAL RETURNS FOR TOUCHDOWNS

Date	Player/Opponent/Result	Yards
10/23/05	Matt Ware vs. Chargers (W)	65
11/20/88	Clyde Simmons at Giants (W)	15

BEST PERFORMANCES VS. EAGLES

SCORING

Most Touchdowns Scored

5 James Stewart, Jaguars (10/12/97 at Jax.) (all rushing)
4 Joseph Addai, Colts (11/26/06 at Ind.); Larry Brown, Redskins (12/16/73 at Was.); Ron Johnson, Giants (10/2/72 at Phi.); MacArthur Lane, Cardinals (10/18/70 at Phi.); John David Crow, Cardinals (12/16/62 at StL); Jim Taylor, Packers (11/11/62 at Phi.); Jim Brown, Browns (11/19/61 at Cle.)

Most Field Goals

5 (7 times) last by Josh Brown, Giants (10/27/13 at Phi., 5 att) and Al Del Greco, Titans (12/3/00 at Phi., 5 att)

Longest Field Goal

63 Brett Maher, Cowboys (10/20/19) at Dal.)
62 Brett Maher, Cowboys (12/9/18 at Dal.)
62 Matt Bryant, Buccaneers (10/22/06 at TB)
56 Justin Tucker, Ravens (9/16/12 at Phi.)
56 Mason Crosby, Packers (9/12/10 at Phi.)
56 Morten Andersen, Saints (12/26/93 at Phi.)

RUSHING

Most Rushing Attempts

43 Butch Woolfolk, Giants (11/20/83 at Phi.)

Most Yards Rushing

237 Emmitt Smith, Cowboys (10/31/93 at Phi.) 30 att.
237 Jim Brown, Browns (11/19/61 at Cle.) 34 att.
235 Doug Martin, Buccaneers (11/22/15 vs. TB) 27 att.
223 Jim Brown, Browns (11/3/63 at Phi.) 28 att.
221 Gerald Riggs, Redskins (9/17/89 at Was.) 29 att.

Most Touchdowns Rushing

5 James Stewart, Jaguars (10/12/97 at Jax.)
4 Joseph Addai, Colts (11/26/06 at Ind.); Jim Taylor, Packers (11/11/62 at Phi.); Jim Brown, Browns (11/19/61 at Cle.)

Longest Run From Scrimmage

90t Adrian Peterson, Redskins (12/3/18 at Phi.)
87t John Henry Johnson, Steelers (12/11/60 at Pit.)
85t Reggie Brooks, Redskins (9/19/93 at Phi.)
84t Herschel Walker, Cowboys (12/14/86 at Dal.)
84 Doug Martin, Buccaneers (11/22/15 at Phi.)

PASSING

Most Passes Attempted

63 Eli Manning, Giants (12/22/16 at Phi.)
58 Ryan Fitzpatrick, Jets (9/27/15 at NYJ)
57 Eli Manning, Giants (12/17/17 at NYG))
56 Tom Brady, Patriots (12/6/15 at NE)
56 Fran Tarkenton, Vikings (12/3/78 at Min.)

Most Passes Completed

42 Dak Prescott, Cowboys (12/9/18 at Dal.)
38 Eli Manning, Giants (12/22/16 at Phi.)
37 Eli Manning, Giants (12/17/17 at NYG))
37 Daunte Culpepper, Vikings (9/20/04 at Phi.)
36 Philip Rivers, Chargers (9/15/13 at Phi.)

Most Yards Gained Passing

455 Dak Prescott (12/9/18 at Dal.)
446 Jon Kitna, Lions (9/23/07 at Phi.)
434 Eli Manning, Giants (12/17/17 at NYG)
429 Eli Manning, Giants (9/28/14 at NYG)
428 Joe Montana, 49ers (9/24/89 at Phi.)

Most Touchdown Passes

5 Matthew Stafford, Lions (11/26/15 at Det.); Jameis Winston, Buccaneers (11/22/15 vs. TB); Eli Manning, Giants (12/30/12 at NYG); Joe Montana, 49ers (9/24/89 at Phi.); Craig Morton, Cowboys (10/19/69 at Dal.); Don Meredith, Cowboys (10/9/66 at Dal.); Don Meredith, Cowboys (9/29/68 at Phi.); Sonny Jurgensen, Redskins (10/11/64 at Was.); Sammy Baugh, Redskins (9/28/47 at Phi.); Frank Filchock, Redskins (10/8/44 at Phi.)

Longest Pass Play

96 Bill Kilmer to Walter Roberts, Saints (11/19/67 at Phi.)
93t Neil Lomax to Ernie Jones, Cardinals (12/10/88 at Pho.)
91t Jon Kitna to Roy Williams, Lions (9/23/07 at Phi.)
90t Seneca Wallace to Koren Robinson (11/2/08 at Sea.)
90t Virgil Carter to Speedy Thomas, Bengals (9/19/71 at Cin.)

RECEIVING

Most Passes Caught

13 Wes Welker, Patriots (11/25/07 at NE)
13 Terrell Owens, 49ers (11/25/02 at SF)
12 (8 times) last by Ezekiel Elliott, Cowboys (12/9/18 at Dal.)

Most Yards Gained Receiving

225 Kenny Britt, Titans (10/24/10 at Ten.) 7 rec.
217 Amari Cooper, Cowboys (12/9/18 at Dal.) 10 rec.
213 Tony Hill, Cowboys (11/12/79 at Dal.) 7 rec.
212 Hugh Taylor, Redskins (9/28/47 at Phi.) 8 rec.
204 Roy Williams, Lions (9/23/07 at Phi.) 9 rec.

Most Touchdown Passes Caught

3 (19 times) last by Stefon Diggs, Vikings (10/13/19 at Min.)

INTERCEPTIONS

Most Interceptions

3 (14 times) last by Lofa Tatupu, Seahawks (12/2/07 at Phi.)

Longest Interception Return

107t Ed Reed, Ravens (11/23/08 at Bal.)
100t Mike Gaechter, Cowboys (10/14/62 at Dal.)
99t Patrick Robinson, Saints (11/5/12 at NO)
98 Brandon McDonald (12/15/08 vs. Cle.)
97t Darren Sharper, Saints (9/20/09 at Phi.)

MISCELLANEOUS

Most Punts

14 Sammy Baugh, Redskins (11/5/39 at Was.)

Longest Punt

85 Sammy Baugh, Redskins (12/1/40 at Was.)
80 Parker Hall, Cleveland Rams (12/3/39 at Phi.)

Longest Kickoff Return

105t Trindon Holliday, Broncos (9/29/13 at Den.)
104t Buddy Young, Colts (11/15/53 at Phi.)
103t George Hoey, Cardinals (11/21/71 at StL)
102t Larry Jones, Redskins (11/24/74 at Was.)
101t Wallace Francis, Bills (10/7/73 at Buf.)
101t Amos March, Cowboys (10/14/62 at Dal.)

Longest Punt Return

90t Adam Jones, Titans (11/19/06 at Phi.)
90t Jacquez Green, Redskins (9/16/02 at Was.)
88t Andre Coleman, Chargers (9/17/95 at Phi.)
88t George Grosvenor, Cardinals (11/8/36 at Chi.)
87t Ted Ginn Jr., Dolphins (11/18/07 at Phi.)
86t Johnny Roland, Cardinals (10/2/66 at Phi.)

Longest Fumble Return

93t James Sanders, Cardinals (9/23/12 at Arz.)
74t Bull Karcis, Giants (10/16/38 at NYG)
69t DeMarcus Ware, Cowboys (10/8/06 at Phi.)
65t Willie Teal, Vikings (12/1/85 at Phi.)
64t Linval Joseph, Vikings (10/7/18 at Phi.)
64 Ray Edwards, Falcons (9/18/11 at Atl.)

Longest Return With Intercepted Lateral

93t Dick Poillon, Redskins (11/21/48 at Phi.)

SINGLE-SEASON TEAM RECORDS

SCORING

Most Points Scored
474 (2014, 16 games)
457 (2017, 16 games(
442 (2013, 16 games)
439 (2010, 16 games)
429 (2009, 16 games)

Fewest Scored
51 (1936, 12 games)
60 (1935, 11 games)
77 (1933, 9 games)

Most Allowed
444 (2012, 16 games)
430 (2015, 16 games)
409 (1967, 14 games)
400 (2014, 16 games)
393 (1973, 14 games)

Fewest Allowed
85 (1934, 11 games)
131 (1944, 10 games)
133 (1945, 10 games)

TOUCHDOWNS

Most Scored
54 (2014, 16 games)
53 (2017, 16 games)
53 (2013, 16 games)
50 (1948, 12 games)
49 (3x - 2010, 16 games)

Fewest Scored
6 (1936, 12 games)

Most Allowed
52 (2012, 16 games)
52 (1967, 14 games)
50 (2015, 16 games)
48 (2014, 16 games)

Fewest Allowed
10 (1934, 11 games)
17 (1950, 12 games)
17 (1949, 12 games)
18 (1945, 10 games)

Most by Rushing
25 (1949, 12 games)
25 (1945, 10 games)
23 (2003, 16 games)

Most by Passing
38 (2017, 16 games)
34 (1990, 16 games)
34 (1961, 14 games)
33 (1954, 12 games)
32 (2x - 2013, 16 games)

KICKING

Most Field Goals Made
35 (2016, 16 games)
33 (2008, 16 games)
32 (2014, 16 games)
32 (2010, 16 games)
32 (2009, 16 games)

Most PATs Made
54 (2014, 16 games)
50 (1948, 12 games)
48 (2006, 16 games)
48 (1980, 16 games)
47 (2x - 2010, 16 games)

RUSHING

Most Attempts
632 (1949, 12 games)
587 (1978, 16 games)
581 (1950, 12 games)

Most Yards Gained
2,607 (1949, 12 games)
2,566 (2013, 16 games)
2,556 (1990, 16 games)
2,509 (1981, 16 games)
2,456 (1978, 16 games)

PASSING

Most Attempts
623 (2015, 16 games)
621 (2014, 16 games)
620 (2005, 16 games)
618 (2012, 16 games)
609 (2016, 16 games)

Most Completions
422 (2018, 16 games)
405 (2015, 16 games)
384 (2014, 16 games)
380 (2016, 16 games)
367 (2012, 16 games)

Most Yards Gained (Gross)
4,581 (2014, 16 games)
4,524 (2018, 16 games)
4,406 (2013, 16 games)
4,380 (2009, 16 games)
4,341 (2015, 16 games)

TOTAL NET YARDS

Most Gained
6,676 (2013, 16 games)
6,386 (2011, 16 games)
6,348 (2014, 16 games)
6,230 (2010, 16 games)
6,103 (2006, 16 games)

FIRST DOWNS

Most First Downs
356 (2014, 16 games)
356 (2011, 16 games)
355 (2013, 16 games)
346 (2018, 16 games)
339 (2015, 16 games)

Most by Rushing
157 (1981, 16 games)
143 (1978, 16 games)
143 (1949, 12 games)
142 (1950, 12 games)
138 (1992, 16 games)

Most by Passing
221 (2018, 16 games)
218 (2014, 16 games)
204 (2008, 16 games)
203 (1997, 16 games)
197 (2013, 16 games)

Most by Penalty
41 (2003, 16 games)
37 (2017, 16 games)
36 (2015, 16 games)
34 (1988, 16 games)
32 (2019, 14 games)
32 (1998, 16 games)

FUMBLES

Most Opponents' Fumbles Recovered
27 (1987, 15 games)
26 (1989, 16 games)
25 (1971, 14 games)
22 (1991, 16 games)
22 (2002, 16 games)
22 (1954, 12 games)

INTERCEPTIONS

Most Thrown
36 (1936, 12 games)
34 (1933, 9 games)
31 (1963, 14 games)
31 (1962, 14 games)
31 (1953, 12 games)

Most Intercepted
33 (1944, 10 games)
32 (1988, 16 games)
31 (1950, 12 games)
30 (1960, 12 games)
30 (1989, 16 games)

PENALTIES

Most Penalties
138 (1994, 16 games)
134 (2005, 16 games)
129 (2010, 16 games)
124 (2004, 16 games)
120 (1990, 16 games)

Most Yards Penalized
1,130 (2005, 16 games)
1,107 (1994, 16 games)
1,101 (2010, 16 games)
995 (2014, 16 games)
983 (2006, 16 games)

QUARTERBACK SACKS

Most Sacks Made
62 (1989, 16 games)
60 (1984, 16 games)
57 (1987, 15 games)
56 (2002, 16 games)
55 (1992, 16 games)
55 (1991, 16 games)

Most Sacks Allowed
104 (1986, 16 games)
72 (1987, 15 games)
64 (1997, 16 games)
64 (1992, 16 games)
60 (1984, 16 games)

Fewest Sacks Allowed
22 (1981, 16 games)
23 (2008, 16 games)
23 (1970, 14 games)
26 (1971, 14 games)
26 (1968, 14 games)

Best Season, win percentage
1949 Won 11, Lost 1 (.917)

Best Season, win total
2017 13 wins, 3 losses
2004 13 wins, 3 losses

Worst Season
1936 Won 1, Lost 11 (.083)

Longest Winning Streak
9 (9/24/17 - 11/26/17)
9 (10/19/03 - 12/15/03)
9 (9/30/60 - 12/4/60)

Longest Home Winning Streak
13 (12/14/47 - 12/11/49)

Longest Home Losing Streak
10 (10/14/12 - 10/27/13)

Longest Road Winning Streak
9 (10/19/03 - 10/24/04)
9 (11/12/00 - 12/16/01)

Longest Road Losing Streak
12 (12/14/97 - 10/3/99)
12 (10/15/39 - 12/1/40)

Longest Losing Streak
14 (9/20/36 - 9/21/37)

Most Consecutive Wins - Start of Season
7 in 2004

Most Consecutive Wins - End of Season
8 in 1949 (Reg. Season)

Most Consecutive Losses - Start of Season
11 in 1968

Most Consecutive Losses - End of Season
11 in 1936

Total Shutouts by Eagles
37 last at Was., 12/30/18

Most Shutouts in a Season
4 in 1934 and 1948

Most Consecutive Games Scored Points
120 (11/18/62 - 10/3/71)

Most Consecutive Games Scored Touchdown
92 (10/2/77 - 10/16/83)

Largest Comeback Victory
28-24 vs. Chicago Cardinals at Metropolitan Stadium, October 25, 1959 (came back from 24-0 deficit in 3rd qtr.)
28-24 vs. Washington Redskins at Griffith Stadium, October 27, 1946 (came back from 24-0 deficit at halftime)

Largest Comeback vs. Eagles
28-23 vs. Minnesota Vikings at Veterans Stadium, December 1, 1985 (came back from 23-0 deficit in 4th qtr.)

SINGLE-GAME TEAM RECORDS

SCORING

Most Scored
64 vs. Cincinnati Reds, 11/6/34
59 at Washington Redskins, 11/15/10
56 vs. Detroit Lions, 9/23/07
56 at Chicago Cardinals, 10/25/53
56 vs. Los Angeles Rams, 10/7/50

Most Allowed
62 at Giants, 11/26/72
56 at Cowboys, 10/9/66
56 at Giants, 10/15/33

Most, Both Teams
87 Eagles 59, Redskins 28, (at Was.) 11/15/10
87 Eagles 45, Redskins 42, (at Phil.) 9/28/47
86 Eagles, 44, Bengals 42, (at Phil.) 11/30/97

Fewest, Both Teams
0 Eagles 0, Brooklyn Dodgers 0, (at Phil.), 10/1/39

Most, Both Teams — One Quarter
47 Eagles 20, Cardinals 27, (at StL), 12/13/64

Most Scored in 1st Quarter
28 at Redskins, 11/15/2010
27 at Steelers, 12/12/1965
26 vs. Cincinnati Reds, 11/6/1934
24 at Falcons, 10/8/1967

Most Allowed in 1st Quarter
28 at Broncos, 10/4/1998
28 at Cowboys, 10/19/1969
24 at Bills, 12/2/1990
21 (eight times) last at Broncos, 9/29/13

Most Scored Both Teams in 1st Quarter
35 at Saints, 12/23/2007, (E-21, NO-14)
35 at Cowboys, 10/19/1969, (E-7, C-28)
28 (four times) last at Redskins, 11/15/2010 (E-28, R-0)

Most Scored in 2nd Quarter
31 vs. Lions, 12/30/1995
28 vs. Panthers, 9/13/09
28 vs. Packers, 12/5/2004
28 at Cowboys, 11/15/2004
28 vs. Saints, 11/19/1967

Most Allowed in 2nd Quarter
28 vs. Bears, 10/4/1987
28 vs. St. Louis Cardinals, 10/18/1970
28 vs. Packers, 11/11/1962
28 at Bears, 10/17/1943

Most Total Both Teams in 2nd Quarter
47 at St. Louis Cardinals, 12/13/1964, (E-20, C-27)
42 at Cowboys, 11/15/2004, (E-28, D-14)
42 at Redskins, 11/27/1983, (E-21, W-21)
38 at St.Louis Cardinals, 12/16/1962, (E-21, C-17)

Most Scored in 1st Half
45 at Redskins, 11/15/2010
42 vs. Lions, 9/23/2007
38 vs. Lions, 12/30/1995
35 (three times) last vs. Packers, 12/5/2004

Most Allowed in 1st Half
42 at Cowboys, 10/19/1969
38 at Giants, 11/26/1972
35 (six times) last at Giants, 12/30/2012

Most Scored Both Teams 1st Half
63 vs. Lions, 9/23/2007, (E-42, D-21)
59 at Redskins, 11/15/2010, (E-45, R-14)
59 at St. Louis Cardinals, 12/16/1962, (E-28, C-31)
57 at St. Louis Cardinals, 12/13/1964, (E-27, C-30)
54 at Cowboys, 9/15/2008, (E-30, D-24)

Most Scored in 3rd Quarter
21 vs. Steelers, 9/25/16
21 at Raiders, 11/3/13
21 at Falcons, 9/18/11
21 vs. Redskins, 11/12/1990
21 vs. Patriots, 11/4/1973
21 at Redskins, 12/3/1967
21 vs. Chi. Cardinals (at Minneapolis), 10/25/1959
21 vs. NY Giants, 10/4/1959
21 vs. Redskins, 11/28/1954
21 vs. NY Bulldogs, 11/20/1949

Most Allowed in 3rd Quarter
28 vs. Redskins, 10/1/1955
23 at Giants, 10/21/1951

Most Scored Both Teams 3rd Quarter
42 vs. Redskins, 10/1/1955, (E-14, R-28)
35 at Redskins, 12/3/1967, (E-21, R-14)
34 at Redskins, 11/1/1942, (E-14, R-20)

Most Scored in 4th Quarter
28 at NY Giants, 12/19/2010
28 vs. Lions, 12/8/2013
26 at Saints, 1/3/1993
24 vs. Baltimore Colts, 11/15/1953
23 at 49ers, 10/12/2008

Most Allowed in 4th Quarter
28 vs. 49ers, 9/24/1989
28 vs. Vikings, 12/1/1985
28 vs. Chicago Cardinals, 12/7/1947
28 vs. Bears, 11/30/1941

Most Scored Both Teams 4th Quarter
42 vs. Chicago Cardinals, 12/7/1947, (E-14, C-28)
38 vs. 49ers, 9/24/1989, (E-10, S-28)
37 vs. NY Giants, 9/27/2017, (E-13, G-24)
37 at Arizona Cardinals, 11/24/1996, (E-17, A-20)

Most Scored in 2nd Half
35 at NY Giants, 12/19/2010
35 at St. Louis Cardinals, 11/8/1981
34 vs. Jaguars, 9/7/2014
34 vs. Lions, 12/8/2013
32 (three times) last vs. Falcons, 10/1/2000

Most Allowed in 2nd Half
49 vs. Bears, 11/30/1941
42 vs. Chicago Cardinals, 12/7/1947
34 at Oakland Raiders, 10/17/1971
31 (seven times) last at Broncos 9/29/13

Most Scored Both Teams 2nd Half
56 vs. Chicago Cardinals, 12/7/1947, (E-14, C-42)
52 at Vikings, 12/15/2013, (E-21, V-31)
52 vs. Redskins, 10/1/1955, (E-21, R-31)
50 vs. Lions, 12/30/1995, (E-20, D-30)
49 vs. Bears, 11/30/1941, (E-0, B-49)
49 vs. Redskins, 9/28/47, (E-21, R-28)

Most Decisive Victory
64 Eagles 64, Cincinnati Reds 0, 11/6/34
45 (three times) last vs. Boston Yanks (E-45, Y-0), 11/14/48

Most Decisive Loss
56 Giants 56, Eagles 0, 10/15/33
52 Giants 62, Eagles 10, 11/26/72

TOUCHDOWNS

Most Scored
10 vs. Cincinnati Reds, 11/6/34
8 at Redskins, 11/15/10
8 vs. Lions, 9/23/07

8 at Cardinals, 10/25/53
8 vs. Rams, 10/7/50

Most Allowed
8 (three times) last at Giants, 11/26/72

Most Scored by Rushing
5 at Cowboys, 10/22/61
5 vs. Redskins, 10/23/49
5 at Redskins, 10/17/48
5 vs. Boston Yanks, 12/9/45

Most Allowed by Rushing
6 Packers, 11/11/62

Most by Passing
7 at Raiders, 11/3/13
7 at Redskins, 10/17/54

Most Allowed by Passing
5 (12 times) last at Lions, 11/26/15

KICKING

Most Field Goals Made
6 at Oilers, 11/12/72
5 (five times) last vs. Titans, 11/23/14

Most Field Goals Allowed
5 (seven times) last vs. Giants, 10/27/13

TOTAL YARDS

Most Yards Gained
592 at Redskins, 11/15/10 (332 passing, 260 rushing)
583 vs. 49ers, 9/18/05 (443 passing, 140 rushing)
582 at Browns, 11/7/65 (352 passing, 230 rushing)
575 vs. Redskins, 11/21/48 (199 passing, 376 rushing)
574 vs. Colts, 11/15/81 (339 passing, 235 rushing)

Fewest Yards Gained
23 at Lions, 9/20/35
54 vs. Packers, 11/11/62

Most Yards Allowed
652 at Cowboys, 10/9/66 (440 passing, 212 rushing)

Fewest Yards Allowed
29 vs. Brooklyn Dodgers, 12/3/44

FIRST DOWNS

Most, Total
34 vs. Saints 10/11/15
34 vs. Colts, 11/15/81
33 vs. Vikings, 11/11/01
32 vs. Cardinals, 11/27/08; at Redskins, 9/17/89; at Chicago Cardinals, 10/25/53; and at Redskins, 12/2/51

Most Allowed, Total
37 vs. Packers, 11/11/62

Fewest Allowed, Total
1 at NY Bulldogs, 9/22/49; vs. Brooklyn Dodgers, 10/1/39; at Browns, 12/3/50
2 vs. Brooklyn Dodgers, 11/11/34

Most by Rushing
25 at Redskins, 12/2/51

Most Allowed by Rushing
21 vs. Packers, 11/11/62 and vs. Browns, 12/13/59

Fewest Allowed by Rushing
0 (8 times) last vs. Redskins, 9/8/19

Most by Passing
24 at Redskins, 9/17/89
22 at Redskins, 12/20/14
22 at Chargers, 11/15/09
22 at Chiefs, 10/2/05

Most Allowed by Passing
23 at Cowboys, 12/9/18
22 vs. Chargers, 9/15/13
22 at Cardinals, 12/13/64

Fewest Allowed by Passing
0 (8 times) last at Browns, 12/3/50

Most by Penalty
8 at Bears, 11/3/02
8 vs. Lions, 12/2/79

Most Allowed by Penalty
8 at Packers 9/26/19

RUSHING

Most Attempts
64 at Redskins, 12/2/51
64 at Baltimore Colts, 10/15/50
64 vs. Los Angeles Rams, 11/6/49
64 at Redskins, 11/28/43

Most Attempts Allowed
67 at Lions, 9/20/35

Most Yards Gained
376 vs. Redskins, 11/21/48

Fewest Yards Gained
-36 at Bears, 11/19/39
-23 vs. Lions, 11/17/40

Most Yards Allowed
370 at Lions, 9/20/35

Fewest Yards Allowed
-33 vs. Brooklyn Dodgers, 10/2/43
-26 at Boston Yanks, 12/8/46
6 vs. Chicago Bears, 11/26/17
10 vs. Boston Yanks, 10/22/44
13 vs. Brooklyn Tigers, 12/3/44

PASSING

Most Attempts
62 at Cardinals, 10/26/14
62 at Bears, 10/2/89
61 vs. Titans, 11/19/06
60 at Bengals, 12/4/16
60 at Redskins, 12/1/40

Fewest Attempts
3 vs. Steelers, 12/1/46

Most Attempts Allowed
63 vs. Giants, 12/22/16
63 at 49ers, 11/25/02
58 at Jets, 9/27/15
57 at Giants, 12/17/17
57 at Patriots, 12/6/15

Fewest Attempts Allowed
0 at Browns, 12/3/50
1 at NY Bulldogs, 9/22/49; at Cardinals, 11/8/36

Most Completions
37 vs. Redskins, 12/26/15
37 at Redskins, 12/20/14
36 at Bengals, 12/4/16
36 at Falcons, 9/14/15
36 at Cardinals, 10/26/14

Fewest Completions
0 at Redskins, 10/18/36

Most Completions Allowed
42 at Cowboys, 12/9/18
38 vs. Giants, 12/22/16
37 at Giants, 12/17/17
37 vs. Vikings, 9/20/04
36 at 49ers, 11/25/02

Fewest Completions Allowed
0 at Browns, 12/3/50
0 vs. NY Bulldogs, 9/22/49
0 at Chicago Cardinals, 11/8/36
0 vs. Brooklyn Dodgers, 11/29/36
0 vs. Cincinnati Reds, 11/6/34

Most Yards Gained (gross)
486 vs. Giants, 11/8/53
471 vs. Texans, 12/23/18

Fewest Yards Gained (gross)
0 at Boston Redskins, 10/18/36

Most Yards Allowed (gross)
455 at Cowboys, 12/9/18
447 at Cowboys, 10/9/66
446 vs. Lions, 9/23/07

Fewest Yards Allowed (gross)
0 at Browns, 12/3/50, at NY Bulldogs, 9/22/49, at Cardinals, 11/8/36, and vs. Cincinnati Reds, 11/6/34

PENALTIES

Most Penalties
19 vs. Oilers, 10/2/88
16 at Seahawks, 12/13/92
16 at Giants, 12/3/89

Fewest Penalties
0 many times; last vs. Cowboys, 11/11/18

Most Penalties by Opponent
22 vs. Bears, 11/26/44

Fewest Penalties by Opponent
0 many times; last at Jets, 10/14/07

Most Yards Penalized
191 at Seahawks, 12/13/92
171 vs. Saints, 11/23/03

Fewest Yards Penalized
0 many times; last vs. Cowboys, 11/11/18

Most Yards Opponent Penalized
170 vs. Bears, 11/26/44

Fewest Yards Opponent Penalized
0 many times; last at Jets, 10/14/07

Most Penalties, Both Teams
31 Eagles 19, Houston Oilers 12 (at Phil.), 10/2/88
28 Eagles 13, St. Louis Rams 15 (at StL), 12/18/05

Fewest Penalties, Both Teams
1 Eagles 1, Brooklyn Dodgers 0 (at Phil.), 10/1/39
1 Eagles 1, Chicago Cardinals 0 (at Chi.), 11/10/35
1 Eagles 1, Brooklyn Dodgers 0 (at Phil.), 11/11/34

Most Yards Penalized, Both Teams
272 Eagles 171, Saints 101 (at Phil.), 11/23/03
262 Eagles 157, Chicago Cardinals 105 (at Chi.), 11/30/52

Fewest Yards Penalized, Both Teams
5 Eagles 5, Pittsburgh Steelers 0 (at Phil.), 10/24/65
5 Eagles 5, Brooklyn Dodgers 0 (at Phil.), 10/1/39
5 Eagles 5, Chicago Cardinals 0 (at Chi.), 11/10/35
5 Eagles 5, Brooklyn Dodgers 0 (at Phil.), 11/11/34

FUMBLES

Most Committed
10 vs. Giants, 10/9/43

Most Lost
6 at Redskins, 11/6/55
6 at Boston Yanks, 12/8/46
6 vs. Steelers, 10/7/34

Most Committed by Opponent
8 Packers (at Phil.), 12/1/74
7 (six times) last by Giants (at NY), 12/28/02

Most Fumbles Lost by Opponent
6 Giants (at NY), 11/17/68
6 NY Bulldogs (at Phil.), 11/20/49
5 (six times) last by Oilers (at Hou.), 12/2/91

INTERCEPTIONS

Most Thrown
7 vs. Cowboys, 9/26/71
7 at Boston Redskins, 11/3/35
6 (six times) last vs. Cardinals, 10/21/56

Most Intercepted
9 at Steelers, 12/12/65
8 at Cardinals, 9/24/50
7 at Redskins, 12/21/75

TOTAL TURNOVERS

Most Committed
9 at Bears, 10/12/47

Most Forced by Defense
12 at Steelers, 12/12/65 (9 INTs, 3 fumble rec.)
12 at Cardinals, 9/24/50 (8 INTs, 4 fumble rec.)

PUNTS

Most Punts
15 at Giants, 12/6/87
12 vs. Giants, 12/12/54. at Packers, 11/2/52. vs. Redskins, 10/4/42

Fewest Punts
0 (four times) last vs. Colts, 11/15/81

PUNT RETURNS

Most Punt Returns
12 at Browns, 12/3/50

Most Punt Returns by Opponent
9 (five times) last at Cardinals, 12/24/05

Most Yards Punt Returns
148 at Boston Yanks, 12/8/46

Most Yards Punt Returns Allowed
147 vs. Cardinals, 10/2/66

KICKOFF RETURNS

Most Kickoff Returns
9 at Giants, 11/26/72
9 at Giants, 11/10/46

Most Kickoff Returns Allowed
9 (six times) last vs. Cardinals, 11/27/08

Most Yards Kickoff Returns
261 vs. Cowboys, 11/6/66
253 at Cardinals, 11/24/96
235 vs. Cardinals, 9/19/65

Most Yards Kickoff Returns by Opponent
256 at Browns, 11/7/65

SACKS

Most Sacks Recorded
11 at Cowboys, 9/15/91
10 vs. Jets, 10/6/19
10 vs. Lions, 9/23/07
9 vs. Panthers, 11/10/14
9 at Dolphins, 12/11/11
9 vs. Steelers, 9/21/08
9 at Falcons, 12/16/84

Most Sacks Allowed
12 at Giants, 9/30/07
11 vs. Bears, 10/4/87
11 at Raiders, 11/30/86
11 vs. Lions, 11/16/86
11 at Cardinals, 12/18/83

ALL-TIME TEAM HIGHS AND LOWS

EAGLES HIGHS			CATEGORY	EAGLES LOWS		
64	vs. Cin.	11/6/34	POINTS	0	last vs. Dal.	12/31/17
10	vs. Cin.	11/6/34	TOUCHDOWNS	0	last vs. Dal.	12/31/17
5	(4x) last at Dal.	10/22/61	RUSHING TDS	0	last at Mia.	12/1/19
7	(2x) last at Oak.	11/3/13	PASSING TDS	0	last at LAR	12/16/18
7	(2x) last at Hou.	11/12/72	FIELD GOALS ATTEMPTED	0	last at GB	9/26/19
6	at Hou.	11/12/72	FIELD GOALS MADE	0	last at GB	9/26/19
34	(2x) last vs. NO	10/11/15	TOTAL FIRST DOWNS	2	(5x) last vs. Was.	10/24/37
25	at Was.	12/2/51	RUSHING FIRST DOWNS	0	(7x) last at Dal.	10/9/05
24	at Was.	9/17/89	PASSING FIRST DOWNS	0	(2x) last vs. NYG	10/5/57
592	at Was.	11/15/10	TOTAL NET YARDS	23	at Det.	9/20/35
64	(3x) last at Was.	12/2/51	RUSHING ATTEMPTS	9	(4x) last at Dal.	10/9/05
376	vs. Was.	11/21/48	NET YARDS RUSHING	-36	at Chi.	11/19/39
462	vs. Hou.	12/23/18	NET YARDS PASSING	-13	vs. NYG	12/11/77
12	at NYG	9/30/07	QB SACKS ALLOWED	0	last at GB	9/26/19
486	vs. NYG	11/8/53	GROSS YARDS PASSING	0	at Boston Redskins	10/18/36
62	(2x) last at Ari.	10/26/14	PASS ATTEMPTS	3	vs. Pit.	12/1/46
37	last vs. Was.	12/26/15	PASS COMPLETIONS	0	at Bos.	10/18/36
7	(2x) last vs. Dal.	9/26/71	INTERCEPTIONS THROWN	0	last at Was.	12/15/19
9	at Chi.	10/12/47	TOTAL TURNOVERS	0	last vs. Chi.	11/3/19
10	vs. NYG	10/9/43	FUMBLES BY	0	last at GB	9/26/19
6	(3x) last at Was.	11/6/55	FUMBLES LOST	0	last at Mia.	12/1/19
15	at NYG	12/6/87	PUNTS	0	last vs. Bal.	11/15/81
60.0	(2x) last at Min.	10/28/62	PUNTING AVERAGE	0.0	last vs. Bal.	11/15/81
19	vs. Hou.	10/2/88	PENALTIES	0	(17x) last vs. Dal.	11/11/18
191	at Sea.	12/13/92	YARDS PENALIZED	0	(17x) last vs. Dal.	11/11/18

OPPONENTS HIGHS			CATEGORY	OPPONENTS LOWS		
62	at NYG	11/26/72	POINTS	0	last at Was.	12/30/18
8	(3x) last at NYG	11/26/72	TOUCHDOWNS	0	last at Was.	12/30/18
6	vs. GB	11/11/62	RUSHING TDS	0	last vs. NYG	12/9/19
5	(12x) last last at Det.	11/26/15	PASSING TDS	0	last vs. Chi.	11/3/19
7	at NO	11/30/69	FIELD GOALS ATTEMPTED	0	last vs. Chi.	11/3/19
5	(7x) last vs. NYG	10/27/13	FIELD GOALS MADE	0	last vs. Chi.	11/3/19
37	vs. GB	11/11/62	TOTAL FIRST DOWNS	1	(3x) last at Cle.	12/3/50
21	(2x) last vs. GB	11/11/62	RUSHING FIRST DOWNS	0	(7x) last vs. Was.	9/8/19
23	at Dal	12/9/18	PASSING FIRST DOWNS	0	(8x) last at Cle.	12/3/50
652	at Dal.	10/9/66	TOTAL NET YARDS	29	vs. Brooklyn	12/3/44
67	at Det.	9/20/35	RUSHING ATTEMPTS	10	(2x) last vs. Ari.	11/27/08
370	at Det.	9/20/35	NET YARDS RUSHING	-33	vs. Brooklyn	10/2/43
440	at Dal.	10/9/66	NET YARDS PASSING		NA	
11	at Dal.	9/15/91	QB SACKS ALLOWED	0	last at Was.	12/15/19
455	at Dal.	12/9/18	GROSS YARDS PASSING	0	(4x) last at Cle.	12/3/50
63	at SF	11/25/02	PASS ATTEMPTS	0	at Cle.	12/3/50
42	at Dal.	12/9/18	PASS COMPLETIONS	0	(5x) last at Cle.	12/3/50
9	at Pit.	12/12/65	INTERCEPTIONS THROWN	0	last at Was.	12/15/19
12	(2x) last at Pit.	12/12/65	TOTAL TURNOVERS	0	last vs. NYG	12/9/19
8	vs. GB	12/1/74	FUMBLES BY	0	last at Mia.	12/1/19
6	(2x) last at NYG	11/17/68	FUMBLES LOST	0	last vs. NYG	12/9/19
15	at Was.	11/5/39	PUNTS	0	last at Pit.	11/7/04
69.0	at Was.	12/27/03	PUNTING AVERAGE		NA	
22	vs. Chi.	11/26/44	PENALTIES	0	(11x) last at NYJ	10/14/07
170	vs. Chi.	11/26/44	YARDS PENALIZED	0	(11x) last at NYJ	10/14/07

ALL-TIME PLAYOFF RESULTS

Date	Playoff	Opponent	Result	Site	Attendance	Head Coach
Sun., Dec. 21, 1947	NFL Divisional	Pittsburgh Steelers	W 21-0	Pittsburgh	35,729	Greasy Neale
Sun., Dec. 28, 1947	NFL Championship	Chicago Cardinals	L 21-28	Chicago	30,759	Greasy Neale
Sun., Dec. 19, 1948	NFL Championship	Chicago Cardinals	W 7-0	Philadelphia	36,309	Greasy Neale
Sun., Dec. 18, 1949	NFL Championship	Los Angeles Rams	W 14-0	Los Angeles	27,980	Greasy Neale
Mon., Dec. 26, 1960	NFL Championship	Green Bay Packers	W 17-13	Philadelphia	67,325	Buck Shaw
Sun., Dec. 24, 1978	NFC Wild Card	Atlanta Falcons	L 13-14	Atlanta	49,447	Dick Vermeil
Sun., Dec. 23, 1979	NFC Wild Card	Chicago Bears	W 27-17	Philadelphia	69,397	Dick Vermeil
Sat., Dec. 29, 1979	NFC Divisional	Tampa Bay Buccaneers	L 17-24	Tampa Bay	71,402	Dick Vermeil
Sat., Jan. 3, 1981	NFC Divisional	Minnesota Vikings	W 31-16	Philadelphia	68,434	Dick Vermeil
Sun., Jan. 11, 1981	NFC Championship	Dallas Cowboys	W 20-7	Philadelphia	70,696	Dick Vermeil
Sun., Jan. 25, 1981	Super Bowl 15	Oakland Raiders	L 10-27	New Orleans	75,500	Dick Vermeil
Sun., Dec. 27, 1981	NFC Wild Card	New York Giants	L 21-27	Philadelphia	71,611	Dick Vermeil
Sat., Dec. 31, 1988	NFC Divisional	Chicago Bears	L 12-20	Chicago	65,534	Buddy Ryan
Sun., Dec. 31, 1989	NFC Wild Card	Los Angeles Rams	L 7-21	Philadelphia	57,869	Buddy Ryan
Sat., Jan. 5, 1991	NFC Wild Card	Washington Redskins	L 6-20	Philadelphia	65,287	Buddy Ryan
Sun., Jan. 3, 1993	NFC Wild Card	New Orleans Saints	W 36-20	New Orleans	68,893	Rich Kotite
Sun., Jan. 10, 1993	NFC Divisional	Dallas Cowboys	L 10-34	Dallas	63,721	Rich Kotite
Sat., Dec. 30, 1995	NFC Wild Card	Detroit Lions	W 58-37	Philadelphia	66,099	Ray Rhodes
Sun., Jan. 7, 1996	NFC Divisional	Dallas Cowboys	L 11-30	Dallas	64,371	Ray Rhodes
Sun., Dec. 29, 1996	NFC Wild Card	San Francisco 49ers	L 0-14	San Francisco	56,460	Ray Rhodes
Sun., Dec. 31, 2000	NFC Wild Card	Tampa Bay Buccaneers	W 21-3	Philadelphia	65,813	Andy Reid
Sun., Jan. 7, 2001	NFC Divisional	New York Giants	L 10-20	New York	78,765	Andy Reid
Sat., Jan. 12, 2002	NFC Wild Card	Tampa Bay Buccaneers	W 31-9	Philadelphia	65,847	Andy Reid
Sat., Jan. 19, 2002	NFC Divisional	Chicago Bears	W 33-19	Chicago	66,944	Andy Reid
Sun., Jan. 27, 2002	NFC Championship	St. Louis Rams	L 24-29	St. Louis	66,502	Andy Reid
Sat., Jan. 11, 2003	NFC Divisional	Atlanta Falcons	W 20-6	Philadelphia	66,452	Andy Reid
Sun., Jan. 19, 2003	NFC Championship	Tampa Bay Buccaneers	L 10-27	Philadelphia	66, 713	Andy Reid
Sun., Jan. 11, 2004	NFC Divisional	Green Bay Packers	W 20-17 ot	Philadelphia	67,707	Andy Reid
Sun., Jan. 18, 2004	NFC Championship	Carolina Panthers	L 3-14	Philadelphia	67,862	Andy Reid
Sun., Jan. 16, 2005	NFC Divisional	Minnesota Vikings	W 27-14	Philadelphia	67,722	Andy Reid
Sun., Jan. 23, 2005	NFC Championship	Atlanta Falcons	W 27-10	Philadelphia	67,717	Andy Reid
Sun., Feb. 6, 2005	Super Bowl 39	New England Patriots	L 21-24	Jacksonville	78,125	Andy Reid
Sun., Jan. 7, 2007	NFC Wild Card	New York Giants	W 23-20	Philadelphia	69,094	Andy Reid
Sat., Jan. 13, 2007	NFC Divisional	New Orleans Saints	L 24-27	New Orleans	70,001	Andy Reid
Sun., Jan. 4, 2009	NFC Wild Card	Minnesota Vikings	W 26-14	Minneapolis	61,746	Andy Reid
Sun., Jan. 11, 2009	NFC Divisional	New York Giants	W 23-11	New York	79,193	Andy Reid
Sun., Jan. 18, 2009	NFC Championship	Arizona Cardinals	L 25-32	Glendale	70,650	Andy Reid
Sat., Jan. 9, 2010	NFC Wild Card	Dallas Cowboys	L 14-34	Dallas	92,951	Andy Reid
Sun., Jan. 9, 2011	NFC Wild Card	Green Bay Packers	L 16-21	Philadelphia	69,144	Andy Reid
Sat., Jan. 4, 2014	NFC Wild Card	New Orleans Saints	L 24-26	Philadelphia	69,144	Chip Kelly
Sat., Jan. 13, 2018	NFC Divisional	Atlanta Falcons	W 15-10	Philadelphia	69,596	Doug Pederson
Sun., Jan. 21, 2018	NFC Championship	Minnesota Vikings	W 38-7	Philadelphia	69,596	Doug Pederson
Sun., Feb. 4, 2018	Super Bowl	New England Patriots	W 41-33	Minneapolis	67,612	Doug Pederson
Sun., Jan. 6, 2019	NFC Wild Card	Chicago Bears	W 16-15	Chicago	62,462	Doug Pederson
Sun., Jan. 13, 2019	NFC Divisional	New Orleans Saints	L 14-20	New Orleans	73, 027	Doug Pederson

PLAYOFF GAME BREAKDOWN

Overall Record 23-22
Home 15-7
Road 7-13
Super Bowl. 1-2
NFL Championship 3-1
NFC Championship 3-4
NFC Divisional 8-7
NFC Wild Card 8-8
Overtime. 1-0
Points Scored-Allowed 905-831

ALL-TIME INDIVIDUAL PLAYOFF RECORDS

SERVICE

Most Games Played (Starts), Career

1. David Akers 19 (0)
2. Brian Dawkins 18 (18)
3t. Jon Runyan 17 (17)
Tra Thomas 17 (17)
5. Donovan McNabb 16 (16)
6t. Koy Detmer 13 (0)
Sheldon Brown 13 (10)
8t. Quintin Mikell 12 (5)
Mike Bartrum 12 (0)
Todd Pinkston 12 (10)
Corey Simon 12 (12)
Bobby Taylor 12 (12)
Darwin Walker 12 (9)
14t. Jeremiah Trotter 11 (11)
Brian Westbrook 11 (8)
Chad Lewis 11 (10)
Jermane Mayberry 11 (10)
18t. Correll Buckhalter 10 (0)
Hugh Douglas 10 (7)
Hank Fraley 10 (10)
Freddie Mitchell 10 (3)

SCORING

Most Points, Career

134 David Akers (19 games)
36 Brian Westbrook (11 games)
36 Harold Carmichael (7 games)
36 Tony Franklin (6 games)
36 Wilbert Montgomery (7 games)

Most Points, Game

16 Gary Anderson (12/30/95 vs. Lions) NFC-WC
15 David Akers (1/19/02 at Bears) NFC-D
14 David Akers (1/4/09 at Vikings) NFC-WC
12 (11 times) last by **Alshon Jeffery (1/21/18 vs. Vikings) NFC-C**

Most Touchdowns, Career

6 Brian Westbrook (11 games)
6 Harold Carmichael (7 games)
6 Wilbert Montgomery (7 games)
5 Duce Staley (7 games)
4 Donovan McNabb (16 games)
3 Alshon Jeffery (5 games), LeGarrette Blount (3 games), Steve Van Buren (4 games), Fred Barnett (5 games), Brent Celek (9 games), Chad Lewis (11 games)

Most Touchdowns, Game

2 (10 times) last by **Alshon Jeffery (1/21/18 vs. Vikings) NFC-C**

Most Points After Touchdown, Career

41 David Akers (19 games)
15 Tony Franklin (6 games)

Most Points After Touchdown, Game

7 Gary Anderson (12/30/95 vs. Lions) NFC-WC
5 Jake Elliott (1/21/18 vs. Vikings) NFC-C
4 (3 times) last by David Akers (1/12/02 vs. Bucs) NFC-WC

Most Field Goals, Career

31 David Akers (19 games)
8 Jake Elliott (5 games)
7 Tony Franklin (6 games)
5 Roger Ruzek (4 games)

Most Field Goals, Game

4 David Akers (1/4/09 at Vikings) NFC-WC
4 David Akers (1/19/02 at Bears) NFC-D
4 Luis Zendejas (12/31/88 at Bears) NFC-D
3 Jake Elliott (2/4/18 vs. Patriots) SB52
3 Jake Elliott (1/13/18 vs. Falcons) NFC-D
3 David Akers (1/11/09 at Giants) NFC-D
3 David Akers (1/7/07 vs. Giants) NFC-WC
3 Gary Anderson (12/30/95 vs. Lions) NFC-WC

Longest Field Goals

53 Jake Elliott (1/13/18 vs. Falcons) NFC-D
51 David Akers (1/4/09 at Vikings) NFC-WC
48 David Akers (1/7/07 vs. Giants) NFC-WC
46 Jake Elliott (2/4/18 vs. Patriots) SB52
46 David Akers (1/27/02 at Rams) NFC-C
46 David Akers (1/19/02 at Bears) NFC-D
45 David Akers (1/18/09 at Cardinals) NFC-C
45 David Akers (1/4/09 at Vikings) NFC-WC

PASSING

Most Passes Attempted, Career

577 Donovan McNabb (16 games)
226 Ron Jaworski (7 games)
214 Randall Cunningham (7 games)
210 Nick Foles (6 games)

Most Passes Attempted, Game

54 Randall Cunningham (12/31/88 at Bears) NFC-D
51 Donovan McNabb (2/6/05 vs. Patriots) SB39
49 Donovan McNabb (1/19/03 vs. Buccaneers) NFC-C
47 Donovan McNabb (1/18/09 at Cardinals) NFC-C

Most Passes Completed, Career

341 Donovan McNabb (16 games)
143 Nick Foles (6 games)
113 Randall Cunningham (7 games)
103 Ron Jaworski (7 games)

Most Passes Completed, Game

30 Donovan McNabb (2/6/05 vs. Patriots) SB39
28 Nick Foles (2/4/18 vs. Patriots) SB52
28 Donovan McNabb (1/18/09 at Cardinals) NFC-CG
27 Randall Cunningham (12/31/88 at Bears) NFC-D
27 Tommy Thompson (12/28/47 at Chicago Cardinals) NFL-CG

Most Yards Gained, Career

3,752 Donovan McNabb (16 games)
1,633 Nick Foles (6 games)
1,390 Randall Cunningham (7 games)
1,319 Ron Jaworski (7 games)

Most Yards Gained, Game

407 Randall Cunningham (12/31/88 at Bears) NFC-D
375 Donovan McNabb (1/18/09 at Cardinals) NFC-CG
373 Nick Foles (2/4/18 vs. Patriots) SB52
357 Donovan McNabb (2/6/05 vs. Patriots) SB39
352 Nick Foles (1/21/18 vs. Vikings) NFC-CG

Most Touchdown Passes, Career

24 Donovan McNabb (16 games)
11 Nick Foles (6 games)
9 Ron Jaworski (7 games)
4 Tommy Thompson (4 games)

Most Touchdown Passes, Game
- 3 Nick Foles (2/4/18 vs. Patriots) SB52
- 3 Nick Foles (1/21/18 vs. Vikings) NFC-CG
- 3 Donovan McNabb (1/18/09 at Cardinals) NFC-CG
- 3 Donovan McNabb (2/6/05 vs. Patriots) SB39
- 3 Rodney Peete (12/30/95 vs. Lions) NFC-WC
- 3 Ron Jaworski (12/23/79 vs. Bears) NFC-WC

Longest Pass Play
- 76t Michael Vick to Jeremy Maclin (1/9/10 at Cowboys) NFC-WC
- 75t Jeff Garcia to Donté Stallworth (1/13/07 at Saints) NFC-D
- 71t Donovan McNabb to Brian Westbrook (1/4/09 at Vikings) NFC-WC
- 66 Randall Cunningham to Keith Jackson (1/5/91 vs. Redskins) NFC-WC
- 65 Randall Cunningham to Keith Jackson (12/31/88 at Bears) NFC-D

RUSHING

Most Attempts, Career
- 141 Wilbert Montgomery (7 games)
- 129 Brian Westbrook (11 games)
- 93 Duce Staley (7 games)
- 93 Steve Van Buren (4 games)
- 72 Donovan McNabb (16 games)

Most Attempts, Game
- 31 Steve Van Buren (12/18/49 at LA Rams) NFL-CG
- 26 (4 times) last by Montgomery (1/11/81 vs. Cowboys) NFC-CG
- 22 Chris Warren (12/31/00 vs. Buccaneers) NFC-WC

Longest Run From Scrimmage
- 62t Brian Westbrook (1/13/07 at Saints) NFC-D
- 55 Wilbert Montgomery (1/11/81 vs. Cowboys) NFC-CG
- 49t Brian Westbrook (1/7/07 vs. Giants) NFC-WC
- 49 Steve Van Buren (12/18/49 at LA Rams) NFL-CG
- 42 Wilbert Montgomery (1/11/81 vs. Cowboys) NFC-CG

Most Yards Gained, Career
- 591 Brian Westbrook (11 games)
- 518 Wilbert Montgomery (7 games)
- 422 Donovan McNabb (16 games)
- 384 Duce Staley (7 games)
- 365 Steve Van Buren (4 games)

Most Yards Gained, Game (includes all 100-yard performances)
- 196 Steve Van Buren (12/18/49 at LA Rams) NFL-CG
- 194 Wilbert Montgomery (1/11/81 vs. Cowboys) NFC-CG
- 141 Brian Westbrook (1/7/07 vs. Giants) NFC-WC
- 116 Brian Westbrook (1/13/07 at Saints) NFC-D
- 107 Donovan McNabb (1/11/04 vs. Packers) NFC-D
- 105 Heath Sherman (1/3/93 at Saints) NFC-WC

Most Touchdowns Rushing, Career
- 6 Wilbert Montgomery (7 games)
- 4 Donovan McNabb (16 games)
- 3 LeGarrette Blount (3 games)
- 3 Brian Westbrook (11 games)
- 2 Steve Van Buren (4 games)
- 2 Duce Staley (7 games)

Most Touchdowns, Game
- 2 Brian Westbrook (1/13/07 at Saints) NFC-D
- 2 Wilbert Montgomery (12/27/81 vs. Giants) NFC WC
- 2 Wilbert Montgomery (1/3/81 vs. Vikings) NFC-D

RECEIVING

Most Receptions, Career
- 38 Chad Lewis (11 games)
- 35 Duce Staley (7 games)
- 33 Brian Westbrook (11 games)
- 32 Todd Pinkston (12 games)
- **31 Zach Ertz (6 games)**

Most Receptions, Game
- 10 Brent Celek (1/18/09 at Cardinals) NFC-CG
- **9 Nelson Agholor (2/4/18 vs. Patriots) SB52**
- 9 Terrell Owens (2/6/05 vs. Patriots) SB39
- 9 Keith Byars (12/31/89 vs. LA Rams) NFC-WC and (12/31/88 at Bears) NFC-D
- **8 Zach Ertz (1/21/18 vs. Vikings) NFC-CG**
- 8 Duce Staley (1/27/02 at Rams) NFC-CG
- 8 Fred Barnett (12/30/95 vs. Lions) NFC-WC
- 8 Jack Ferrante (12/28/47 at Chicago Cardinals) NFL-CG

Most Yards Gained, Career
- 465 Harold Carmichael (7 games)
- 433 Todd Pinkston (12 games)
- 409 Chad Lewis (11 games)
- **364 Alshon Jeffery (5 games)**
- 334 Brian Westbrook (11 games)

Most Yards Gained, Game (includes all 100-yard performances)
- 146 Jeremy Maclin (1/9/10 at Cowboys) NFC WC
- 142 Keith Jackson (12/31/88 at Bears) NFC-D
- 122 Kevin Curtis (1/18/09 at Cardinals) NFC-C
- 122 Terrell Owens (2/6/05 vs. Patriots) SB39
- 116 Keith Jackson (1/5/91 vs. Redskins) NFC-WC
- 111 Harold Carmichael (12/23/79 vs. Bears) NFC-WC
- **100 Corey Clement (2/4/18 vs. Patriots) SB52**

Most Touchdowns, Career
- 6 Harold Carmichael (7 games)
- **3 Alshon Jeffery (5 games)**
- 3 Brent Celek (9 games)
- 3 Brian Westbrook (11 games)
- 3 Fred Barnett (5 games)
- 3 Chad Lewis (11 games)
- 3 Duce Staley (7 games)

Most Touchdowns, Game
- **2 Alshon Jeffery (1/21/18 vs. Vikings) NFC-CG**
- 2 Brent Celek (1/18/09 at Cardinals) NFC-CG
- 2 Chad Lewis (1/23/05 vs. Falcons) NFC-C
- 2 Fred Barnett (1/3/93 at Saints) NFC-WC
- 2 Harold Carmichael (12/23/79 vs. Bears) NFC-WC

ALL-TIME INDIVIDUAL PLAYOFF RECORDS

INTERCEPTIONS

Most Interceptions, Career
- 5 Herman Edwards (7 games)
- 4 Brian Dawkins (18 games)
- 3 Damon Moore (5 games), Eric Allen (5 games), Seth Joyner (5 games), Roynell Young (5 games)

Most Interceptions, Game
- 2 Damon Moore (1/12/02 vs. Buccaneers) NFC-WC
- 2 Eric Allen (1/3/93 at Saints) NFC-WC
- 2 Herman Edwards (1/3/81 vs. Vikings) NFC-D
- 2 Roynell Young (1/3/81 vs. Vikings) NFC-D

Longest Interception Return
- 59t Damon Moore (1/12/02 vs. Buccaneers) NFC-WC
- 50t Patrick Robinson (1/21/18 vs. Vikings) NFC-CG
- 44t Asante Samuel (1/4/09 at Vikings) NFC-WC
- 39t Bobby Taylor (1/11/03 vs. Falcons) NFC-D
- 37 Jerry Robinson (12/29/79 at Buccaneers) NFC-D

Most Interception Return Yards, Career
- 77 Damon Moore (5 games)
- 75 Brian Dawkins (18 games)
- 69 Asante Samuel (5 games)

Most Interception Return Yards, Game
- 59 Damon Moore (1/12/02 vs. Buccaneers) NFC-WC
- 50 Patrick Robinson (1/21/18 vs. Vikings) NFC-CG
- 44 Asante Samuel (1/4/09 at Vikings) NFC-WC
- 39 Bobby Taylor (1/11/03 vs. Falcons) NFC-D

SACKS

Most Sacks, Career
- 4.0 Derrick Burgess (6 games)
- 4.0 Hugh Douglas (10 games)
- 4.0 Reggie White (5 games)
- **3.5 Brandon Graham (6 games)**

Most Sacks, Game
- 2.0 Darwin Walker (1/13/07 at Saints) NFC-D
- 2.0 Derrick Burgess (1/23/05 vs. Falcons) NFC-C
- 2.0 Hugh Douglas (12/31/00 vs. Buccaneers) NFC-WC

NFC-WC: NFC Wild Card, **NFC-D:** NFC Divisional Playoff, **NFL-D:** NFL Divisional Playoff, **NFL-CG:** NFL Championship, **NFC-CG:** NFC Championship, **SB:** Super Bowl,
***** denotes NFL playoff record
# denotes ties NFL playoff record

PUNT RETURNS

Most Punt Returns, Career
- 16 Brian Mitchell (7 games)
- 13 John Sciarra (7 games)

Most Punt Returns, Game
- 6 John Sciarra (1/11/81 vs. Cowboys) NFC-CG
- **5 DeSean Jackson (1/4/09 at Vikings) NFC-WC**
- 4 (7 times) last by Reno Mahe (1/11/04 vs. Packers) NFC-D

Most Yards on Punt Returns, Career
- **174 DeSean Jackson (6 games)**
- 135 Brian Mitchell (7 games)
- 130 John Sciarra (7 games)

Most Yards on Punt Returns, Game
- **109 DeSean Jackson (1/4/09 at Vikings) NFC-WC**
- 101 Bosh Pritchard (12/21/47 at Steelers) NFL-D
- 69 John Sciarra (1/11/81 vs. Cowboys) NFC-CG

Longest Punt Return
- 79t Bosh Pritchard (12/21/47 at Steelers) NFL-D
- **62 DeSean Jackson (1/4/09 at Vikings) NFC-WC**
- 34 Wally Henry (12/23/79 vs. Bears) NFC-WC

KICKOFF RETURNS

Most Kickoff Returns, Career
- 22 Brian Mitchell (7 games)
- 11 Billy Campfield (7 games)

Most Kickoff Returns, Game
- 6 Brian Mitchell (1/27/02 at StL Rams) NFC-CG
- 5 (seven times) last by Brad Smith (1/4/14 vs. Saints) NFC-WC

Most Yards, Career
- 522 Brian Mitchell (7 games)
- 201 Billy Campfield (7 games)

Most Yards, Game
- 128 Brian Mitchell (1/27/02 at StL Rams) NFC-CG
- 125 (three times) last by James Thrash (1/11/04 vs. Packers) NFC-D

Longest Kickoff Return
- 70 Brian Mitchell (1/19/03 vs. Buccaneers) NFC-CG
- 58 Ted Dean (12/26/60 vs. Packers) NFL-CG

ALL-TIME TEAM PLAYOFF RECORDS

SCORING

Most Points, Game
- 58 vs. Lions (12/30/95) NFC-WC
- 41 vs. Patriots (2/4/18) SB52
- 38 vs. Vikings (1/21/18) NFC-CG
- 36 at Saints (1/3/93) NFC-WC

Most Points, Both Teams, Game
- 95 vs. Lions (12/30/95) NFC-WC; Eagles 58, Lions 37
- 74 vs. Patriots (2/4/18) SB52; Eagles 41, Patriots 33
- 57 at Cardinals (1/18/09) NFC-CG; Eagles 25, Cardinals 32
- 56 at Saints (1/3/93) NFC-WC; Eagles 36, Saints 20

Fewest Points, Both Teams, Game
- 7 vs. Chicago Cardinals (12/19/48) NFL-CG; Eagles 7, Cardinals 0
- 14 at 49ers (12/29/96) NFC-WC; 49ers 14, Eagles 0
- 14 at LA Rams (12/18/49) NFL-CG; Eagles 14, Rams 0

Largest Margin of Victory, Game
- 31 vs. Vikings (1/21/18) NFC-CG; Eagles 38, Vikings 7
- 22 vs. Buccaneers (1/12/02) NFC-WC; Eagles 31, Buccaneers 9
- 21 (twice) vs. Lions (12/30/95) NFC-WC; Eagles 58, Lions 37 & at Steelers (12/21/47) NFL-D; Eagles 21, Steelers 0

TOUCHDOWNS

Most Touchdowns, Game
- 7 vs. Lions (12/30/95) NFC-WC
- 5 vs. Patriots (2/4/18) SB52
- 5 vs. Vikings (1/21/18) NFC-CG
- 4 (three times) last vs. Bucs (1/12/02) NFC-WC

Most Touchdowns, Both Teams, Game
- 12 vs. Lions (12/30/95) NFC-WC; Eagles 7, Lions 5
- 9 vs. Patriots (2/4/18) SB52; Eagles 5, Patriots 4
- 7 (three times) last at Cardinals (1/18/09) NFC-C; Cardinals 4, Eagles 3

Fewest Touchdowns, Both Teams, Game
- 1 vs. Chicago Cardinals (12/19/48) NFL-CG; Eagles 1, Cardinals 0
- 2 (8 times) last vs. Falcons (1/13/18) NFC-D; Eagles 1, Falcons 1

FIELD GOALS

Most Field Goals, Game
- 4 at Vikings (1/4/09) NFC-WC
- 4 at Bears (1/19/02) NFC-D
- 4 at Bears (12/31/88) NFC-D

Most Field Goals, Both Teams, Game
- 6 at Giants (1/11/09) NFC-D
- 6 at Bears (12/31/88) NFC-D; Eagles 4, Bears 2
- 5 vs. Patriots (2/4/18) SB52; Eagles 3, Patriots 2
- 5 vs. Saints (1/4/14) NFC-WC; Eagles 1, Saints 4
- 5 vs. Giants (1/7/07) NFC-WC; Eagles 3, Giants 2
- 5 at Bears (1/19/02) NFC-D; Eagles 4, Bears 1

Most Field Goals Attempted, Game
- 5 at Bears (12/31/88) NFC-D
- 4 at Vikings (1/4/09) NFC-WC
- 4 at Bears (1/19/02) NFC-D
- 4 vs. Lions (12/30/95) NFC-WC

Most FGs Attempted, Both Teams, Game
- 9 at Bears (12/31/88) NFC-D; Eagles 5, Bears 4
- 8 at Giants (1/11/09) NFC-D; Eagles 3, Giants 5
- 6 vs. Patriots (2/4/18) SB52; Eagles 3, Patriots 3
- 6 vs. Saints (1/4/14) NFC-WC; Eagles 2, Saints 4
- 6 vs. Falcons (1/11/03) NFC-D; Eagles 3, Falcons 3

FIRST DOWNS

Most First Downs, Game
- 27 vs. Vikings (1/21/18) NFC-CG
- 25 vs. Patriots (2/4/18) SB52
- 24 vs. Patriots (2/6/05) SB39
- 24 vs. Vikings (1/3/81) NFL-D
- 23 vs. Vikings (1/16/05) NFC-D

Fewest First Downs, Game
- 11 at Giants (1/7/01) NFC-D
- 12 at Cowboys (1/10/93) NFC-D

Most First Downs, Both Teams, Game
- 54 vs. Patriots (2/4/18) SB52; Patriots 29, Eagles 25
- 49 vs. Vikings (1/21/18) NFC-CG; Eagles 27, Vikings 22
- 48 vs. Lions (12/30/95) NFC-WC; Lions 26, Eagles 22
- 45 vs. Patriots (2/6/05) SB39; Eagles 24, Patriots 21

Fewest First Downs, Both Teams, Game
- 24 (three times) last at LA Rams (12/18/49) NFL-CG; Eagles 17, Rams 7

Most First Downs, Rushing, Game
- 16 vs. Chicago Cardinals (12/19/48) NFL-CG
- 13 vs. Cowboys (1/11/81) NFC-CG

Fewest First Downs, Rushing, Game
- 0 at Cowboys (1/9/10) NFC-WC
- 1 at Bears (12/31/88) NFC-D
- 2 (three times) last at Saints (1/13/19) NFC-D

Most First Downs, Passing, Game
- 21 at Bears (12/31/88) NFC-D
- 19 vs. Patriots (2/4/18) SB52
- 19 vs. Vikings (1/21/18) NFC-CG
- 18 vs. Patriots (2/6/05) SB39

Fewest First Downs, Passing, Game
- 0 vs. Chicgao Cardinals (12/19/48) NFL-CG
- 4 at LA Rams (12/18/49) NFL-CG

TOTAL NET YARDS

Most Yards Gained, Game
- 538 vs. Patriots (2/4/18) SB52
- 456 vs. Vikings (1/21/18) NFC-CG
- 454 at Cardinals (1/18/09) NFC-CG
- 452 vs. Lions (12/30/95) NFC-WC
- 430 at Bears (12/31/88) NFC-D

Fewest Yards Gained, Game
- 178 at Cowboys (1/10/93) NFC-D
- 186 at Giants (1/7/01) NFC-D

RUSHING

Most Attempts, Game
- 61 at LA Rams (12/18/49) NFL-CG
- 57 vs. Chicago Cardinals (12/19/48) NFL-CG
- 52 at Steelers (12/21/47) NFL-D

Fewest Attempts, Game
- 13 at Cowboys (1/9/10) NFC-WC
- 14 at Giants (1/7/01) NFC-D
- 16 at Bears (12/31/88) NFC-D
- 16 at Saints (1/13/19) NFC-D

Most Yards Gained, Game
- 274 at LA Rams (12/18/49) NFL-CG
- 263 vs. Cowboys (1/11/81) NFC-CG
- 225 vs. Chicago Cardinals (12/19/48) NFL-CG

Fewest Yards Gained, Game
- 42 at Bears (1/6/19) NFC-WC
- 45 vs. Patriots (2/6/05) SB39

Most Touchdowns, Game
- 3 vs. Vikings (1/3/81) NFC-D
- 2 (six times) last at Saints (1/13/07) NFC-D

ALL-TIME TEAM PLAYOFF RECORDS

PASSING

Most Attempts, Game
- 55 at Bears (12/31/88) NFC-D
- 51 vs. Patriots (2/6/05) SB39

Fewest Attempts, Game
- 9 at LA Rams (12/18/49) NFL-CG
- 12 vs. Chicago Cardinals (12/19/48) NFL-CG

Most Completions, Game
- 30 vs. Patriots (2/6/05) SB39
- 29 vs. Patriots (2/4/18) SB52
- 28 at Cardinals (1/18/09) NFC-CG
- 27 at Bears (12/31/88) NFC-CG
- 27 at Chicago Cardinals (12/28/47) NFL-CG

Fewest Completions, Game
- 2 vs. Chicago Cardinals (12/19/48) NFL-CG
- 5 at LA Rams (12/18/49) NFL-CG

Most Yards Gained, Game
- 378 at Bears (12/31/88) NFC-D
- 374 vs. Patriots (2/4/18) SB52
- 357 at Cardinals (1/18/09) NFC-CG

Fewest Yards Gained, Game
- 7 vs. Chicago Cardinals (12/19/48) NFL-CG
- 68 at LA Rams (12/18/49) NFL-CG

Most Times Sacked, Game
- 8 vs. Packers (1/11/04) NFC-D
- 6 at Giants (1/7/01) NFC-D

Most Touchdowns, Game
- 4 vs. Patriots (2/4/18) SB52
- 3 vs. Vikings (1/21/18) NFC-CG
- 3 at Cardinals (1/18/09) NFC-CG
- 3 vs. Patriots (2/6/05) SB39
- 3 vs. Lions (12/30/95) NFC-WC
- 3 vs. Bears (12/23/79) NFC-WC

INTERCEPTIONS

Most Interceptions By, Game
- 6 vs. Lions (12/30/95) NFC-WC
- 5 vs. Vikings (1/3/81) NFC-D
- 4 vs. Buccaneers (1/12/02) NFC-WC

PUNTING

Most Punts, Game
- 9 vs. LA Rams (12/31/89) NFC-WC
- 9 at Falcons (12/24/78) NFC-WC

Fewest Punts, Game
- 1 vs. Patriots (2/4/18) SB52
- 1 at Cardinals (1/18/09) NFC-CG
- 3 (three times) last vs. Falcons (1/23/05) NFC-C

High\est Average, Punting, Game
- 58.0 at Cardinals (1/18/09) NFC-CG
- 51.2 at Saints (1/3/93) NFC-WC
- 50.6 at Cowboys (1/9/10) NFC-WC
- 48.8 vs. Saints (1/4/14) NFC-WC
- 48.2 at Saints (1/13/19) NFC-D

Lowest Average, Punting, Game
- 32.5 at Bears (12/31/88) NFC-D

PENALTIES

Most Penalties, Game
- 9 at Cowboys (1/9/10) NFC-WC
- 8 at Giants (1/11/09) NFC-D
- 8 vs. Lions (12/30/95) NFC-WC
- 8 at Buccaneers (12/29/79) NFC-D

Fewest Penalties, Game
- 0 vs. Packers (12/26/60) NFL-CG
- 2 at StL Rams (1/27/02) NFC-CG
- 2 vs. Buccaneers (12/31/00) NFC-WC

Most Yards Penalized, Game
- 116 at Cowboys (1/9/10) NFC-WC
- 80 vs. Lions (12/30/95) NFC-WC
- 77 vs. Giants (1/7/07) NFC-WC
- 76 at Cowboys (1/10/93) NFC-D

Fewest Yards Penalized, Game
- 0 vs. Packers (12/26/60) NFL-CG
- 15 at StL Rams (1/27/02) NFC-CG

FUMBLES

Most Fumbles, Game
- 6 vs. LA Rams (12/31/89) NFC-WC
- 5 vs. Giants (12/27/81) NFC-WC

Most Fumbles Lost, Game
- 3 at Cowboys (1/9/10) NFC-WC
- 2 (12 times) last vs. Falcons (1/13/18) NFC-D

Most Fumbles Committed by Opponent, Game
- 5 vs. Cowboys (1/11/81) NFC-CG
- 4 vs. Packers (1/9/11) NFC-WC
- 3 (five times) last at Giants (1/7/01) NFC-D

Most Fumbles Lost by Opponent
- 3 (four times) last at Giants (1/7/01) NFC-D

TURNOVERS

Most Turnovers, Game
- 4 (four times) last at Dallas (1/9/10) NFC-WC

Fewest Turnovers, Game
- 0 vs. Saints (1/4/14) NFC-WC
- 0 at Saints (1/13/07) NFC-D
- 0 vs. Giants (1/7/07) NFC-WC
- 0 vs. Falcons (1/23/05) NFC-C
- 0 vs. Falcons (1/11/03) NFC-D

NFC-WC: NFC Wild Card, **NFC-D:** NFC Divisional Playoff,
NFL-D: NFL Divisional Playoff, **NFL-CG:** NFL Championship,
NFC-CG: NFC Championship, **SB:** Super Bowl,
***** denotes NFL playoff record

WEEK 15 / THROUGH MONDAY, DECEMBER 16, 2019

OFFENSE	Hou.	T.B.	Buff.	N.E.	LA-R	S.F.	Balt.	Clev.
GAMES (Won-Lost)	9-5	7-7	10-4	11-3	8-6	11-3	12-2	6-8
FIRST DOWNS	311	320	283	297	293	299	336	273
Rushing	98	72	108	92	82	99	157	85
Passing	185	221	144	178	188	171	155	159
Penalty	28	27	31	27	23	29	24	29
YDS GAINED (tot)	5262	5602	4706	4898	5179	5365	5736	4901
Avg per Game	375.9	400.1	336.1	349.9	369.9	383.2	409.7	350.1
RUSHING (net)	1832	1279	1889	1425	1314	2058	2830	1770
Avg per Game	130.9	91.4	134.9	101.8	93.9	147.0	202.1	126.4
Rushes	383	367	422	385	344	451	512	354
Yards per Rush	4.8	3.5	4.5	3.7	3.8	4.6	5.5	5.0
PASSING (net)	3430	4323	2817	3473	3865	3307	2906	3131
Avg per Game	245.0	308.8	201.2	248.1	276.1	236.2	207.6	223.6
Passes Att.	466	558	447	558	541	429	388	479
Completed	315	344	265	336	341	297	258	286
Pct Completed	67.6	61.6	59.3	60.2	63.0	69.2	66.5	59.7
Yards Gained	3674	4591	3031	3661	4027	3496	3016	3376
Sacked	40	43	35	27	21	28	25	34
Yards Lost	244	268	214	188	162	189	110	245
Had intercepted	12	24	10	8	16	11	7	17
Yards Opp Ret	61	366	144	176	181	202	31	229
Opp TDs on Int	0	5	1	1	1	1	0	1
PUNTS	46	52	68	75	57	45	36	56
Avg Yards	45.3	43.5	41.6	44.9	47.5	44.9	44.8	45.1
PUNT RETURNS	19	31	30	25	23	31	21	21
Avg Return	9.4	5.5	7.4	8.4	6.6	8.3	9.4	6.8
Returned for TD	0	0	0	0	0	0	0	0
KICKOFF RETURNS	14	17	27	22	16	18	22	33
Avg Return	22.0	21.1	25.2	21.0	21.7	18.2	17.3	21.5
Returned for TD	0	0	1	0	0	0	0	0
PENALTIES	102	115	105	85	101	94	96	111
Yards Penalized	822	969	841	744	765	856	782	1011
FUMBLES BY	18	19	21	9	15	16	14	13
Fumbles Lost	7	9	6	4	7	10	5	7
Opp Fumbles	15	24	22	24	18	25	19	13
Opp Fum Lost	9	14	8	11	8	15	10	5
POSS. TIME (avg)	29:58	31:20	30:43	31:35	28:13	31:51	34:18	30:19
TOUCHDOWNS	42	49	33	44	38	49	58	33
Rushing	14	14	13	15	17	18	19	15
Passing	27	30	19	22	17	27	34	17
Returns	1	5	1	7	4	4	5	1
EXTRA-PT KICKS	36/41	39/44	28/30	35/41	34/34	43/44	51/53	28/31
2-PT CONVERSIONS	1/1	4/5	3/3	1/3	1/4	2/4	2/5	1/2
FIELD GOALS/FGA	17/22	25/29	19/25	23/30	22/29	26/35	23/24	23/27
POINTS SCORED	341	416	291	372	332	419	472	297

DEFENSE	Hou.	T.B.	Buff.	N.E.	LA-R	S.F.	Balt.	Clev.
POINTS ALLOWED	330	398	222	181	306	258	257	329
OPP FIRST DOWNS	302	288	254	221	283	234	249	292
Rushing	81	59	76	61	90	93	68	99
Passing	194	195	148	123	169	116	148	159
Penalty	27	34	30	37	24	25	33	34
OPP YARDS GAINED	5311	4901	4087	3757	4707	3766	4400	4943
Avg per Game	379.4	350.1	291.9	268.4	336.2	269.0	314.3	353.1
OPP RUSHING(net)	1586	1026	1420	1373	1619	1605	1346	1893
Avg per Game	113.3	73.3	101.4	98.1	115.6	114.6	96.1	135.2
Rushes	343	306	327	320	404	347	298	384
Yards per Rush	4.6	3.4	4.3	4.3	4.0	4.6	4.5	4.9
OPP PASSING(net)	3725	3875	2667	2384	3088	2161	3054	3050
Avg per Game	266.1	276.8	190.5	170.3	220.6	154.4	218.1	217.9
Passes Att.	517	581	484	466	492	433	486	454
Completed	336	359	299	261	305	266	289	282
Pct Completed	65.0	61.8	61.8	56.0	62.0	61.4	59.5	62.1
Sacked	28	36	42	41	43	47	34	37
Yards Lost	209	275	284	282	267	357	242	262
INTERCEPTED BY	8	11	13	25	9	11	12	13
Yards Returned	253	170	57	353	101	240	259	219
Returned for TD	1	2	0	3	2	2	2	1
OPP PUNT RETURNS	20	22	14	25	23	20	12	16
Avg return	3.5	9.5	9.4	6.0	8.3	5.7	9.0	8.9
OPP KICKOFF RET	32	8	26	26	13	46	43	40
Avg return	18.8	23.8	23.1	20.5	24.5	21.8	22.6	20.3
OPP TOUCHDOWNS	39	44	27	20	35	30	26	38
Rushing	8	10	11	6	12	8	11	15
Passing	30	29	13	10	20	19	13	21
Returns	1	5	3	4	3	3	2	2

WEEK 15 / THROUGH MONDAY, DECEMBER 16, 2019

OFFENSE	Car.	Ind.	Cin.	Miami	Jax	Atl.	N.O.	Tenn.
GAMES (Won-Lost)	5-9	6-8	1-13	3-11	5-9	5-9	11-3	8-6
FIRST DOWNS	300	298	265	260	258	327	299	275
Rushing	74	108	74	54	73	70	86	87
Passing	204	152	158	170	159	218	198	155
Penalty	22	38	33	36	26	39	15	33
YDS GAINED (tot)	4854	4639	4378	4069	4827	5184	5226	4941
Avg per Game	346.7	331.4	312.7	290.6	344.8	370.3	373.3	352.9
RUSHING (net)	1691	1780	1279	997	1526	1139	1521	1829
Avg per Game	120.8	127.1	91.4	71.2	109.0	81.4	108.6	130.6
Rushes	347	412	321	293	341	305	347	380
Yards per Rush	4.9	4.3	4.0	3.4	4.5	3.7	4.4	4.8
PASSING (net)	3163	2859	3099	3072	3301	4045	3705	3112
Avg per Game	225.9	204.2	221.4	219.4	235.8	288.9	264.6	222.3
Passes Att.	539	461	532	519	518	588	510	400
Completed	328	281	307	311	323	397	370	266
Pct Completed	60.9	61.0	57.7	59.9	62.4	67.5	72.5	66.5
Yards Gained	3599	3033	3408	3358	3540	4352	3865	3462
Sacked	51	26	43	54	36	43	21	51
Yards Lost	436	174	309	286	239	307	160	350
Had intercepted	16	10	15	17	7	13	6	8
Yards Opp Ret	188	225	314	169	52	147	16	204
Opp TDs on Int	0	2	4	2	0	1	0	0
PUNTS	65	53	64	59	68	48	49	67
Avg Yards	45.3	44.3	44.4	44.8	46.1	42.1	45.8	47.5
PUNT RETURNS	21	19	23	21	29	32	34	17
Avg Return	7.2	10.7	5.3	6.9	4.9	7.5	9.6	7.2
Returned for TD	0	0	0	0	0	1	1	0
KICKOFF RETURNS	30	27	37	33	21	21	23	24
Avg Return	21.7	22.0	26.5	22.7	22.0	24.3	22.3	21.1
Returned for TD	0	0	1	1	0	0	0	0
PENALTIES	76	75	80	82	123	105	106	88
Yards Penalized	654	634	664	687	1102	839	922	839
FUMBLES BY	24	16	23	22	19	19	8	20
Fumbles Lost	13	9	13	8	11	9	2	8
Opp Fumbles	16	15	9	13	18	18	13	15
Opp Fum Lost	7	8	5	1	7	6	8	9
POSS. TIME (avg)	28:59	30:29	28:59	28:02	30:30	30:23	32:10	28:30
TOUCHDOWNS	37	35	20	26	24	37	41	45
Rushing	19	12	6	8	3	8	8	17
Passing	17	22	13	17	20	27	30	24
Returns	1	1	1	1	1	2	3	4
EXTRA-PT KICKS	30/34	26/32	20/20	21/22	16/17	25/27	37/38	41/43
2-PT CONVERSIONS	1/3	2/3	0/0	1/4	3/7	2/9	0/3	1/2
FIELD GOALS/FGA	22/29	19/28	23/27	20/26	28/29	26/33	31/35	8/18
POINTS SCORED	324	303	211	241	250	329	378	339

DEFENSE	Car.	Ind.	Cin.	Miami	Jax	Atl.	N.O.	Tenn.
POINTS ALLOWED	390	329	359	435	353	365	303	279
OPP FIRST DOWNS	305	281	284	318	295	299	278	292
Rushing	108	80	116	103	97	98	65	81
Passing	175	179	151	185	166	175	173	186
Penalty	22	22	17	30	32	26	40	25
OPP YARDS GAINED	5289	4910	5484	5582	5214	5076	4603	5074
Avg per Game	377.8	350.7	391.7	398.7	372.4	362.6	328.8	362.4
OPP RUSHING(net)	1963	1413	2212	1972	1962	1524	1271	1461
Avg per Game	140.2	100.9	158.0	140.9	140.1	108.9	90.8	104.4
Rushes	378	338	450	433	381	376	301	367
Yards per Rush	5.2	4.2	4.9	4.6	5.1	4.1	4.2	4.0
OPP PASSING(net)	3326	3497	3272	3610	3252	3552	3332	3613
Avg per Game	237.6	249.8	233.7	257.9	232.3	253.7	238.0	258.1
Passes Att.	486	478	420	460	447	480	527	522
Completed	313	339	265	295	283	324	328	337
Pct Completed	64.4	70.9	63.1	64.1	63.3	67.5	62.2	64.6
Sacked	49	33	23	18	43	24	44	36
Yards Lost	285	203	151	126	290	196	298	219
INTERCEPTED BY	14	11	7	12	8	10	11	13
Yards Returned	141	167	125	155	128	76	126	158
Returned for TD	0	1	0	0	1	0	1	1
OPP PUNT RETURNS	35	25	19	24	19	18	19	24
Avg return	7.8	5.8	5.3	7.5	4.6	7.0	6.6	9.3
OPP KICKOFF RET	5	16	14	17	25	26	16	32
Avg return	20.4	22.5	19.9	26.6	21.3	22.0	28.6	22.3
OPP TOUCHDOWNS	45	37	39	50	42	41	35	32
Rushing	26	8	16	14	19	13	10	10
Passing	18	26	18	33	21	25	24	22
Returns	1	3	5	3	2	3	1	0

WEEK 15 / THROUGH MONDAY, DECEMBER 16, 2019

OFFENSE	NY-G	Wash.	Pitt.	NY-J	Det.	Denv.	Oak.	LA-C
GAMES (Won-Lost)	3-11	3-11	8-6	5-9	3-10-1	5-9	6-8	5-9
FIRST DOWNS	264	210	239	221	283	238	278	303
Rushing	77	63	68	49	69	67	94	78
Passing	158	130	131	145	184	139	169	193
Penalty	29	17	40	27	30	32	15	32
YDS GAINED (tot)	4467	3773	4000	3838	5053	4191	4976	5229
Avg per Game	319.1	269.5	285.7	274.1	360.9	299.4	355.4	373.5
RUSHING (net)	1357	1415	1281	1086	1382	1442	1697	1326
Avg per Game	96.9	101.1	91.5	77.6	98.7	103.0	121.2	94.7
Rushes	315	311	348	324	361	349	386	325
Yards per Rush	4.3	4.5	3.7	3.4	3.8	4.1	4.4	4.1
PASSING (net)	3110	2358	2719	2752	3671	2749	3279	3903
Avg per Game	222.1	168.4	194.2	196.6	262.2	196.4	234.2	278.8
Passes Att.	518	404	448	459	517	442	447	512
Completed	320	251	281	284	319	269	312	336
Pct Completed	61.8	62.1	62.7	61.9	61.7	60.9	69.8	65.6
Yards Gained	3417	2697	2906	3061	3929	3026	3428	4088
Sacked	38	44	26	48	38	39	24	30
Yards Lost	307	339	187	309	258	277	149	185
Had intercepted	16	12	17	15	14	10	8	18
Yards Opp Ret	183	178	227	230	115	118	93	268
Opp TDs on Int	0	2	0	1	1	0	2	1
PUNTS	61	70	62	76	64	69	59	39
Avg Yards	45.7	49.4	45.9	46.1	44.8	43.8	45.7	47.1
PUNT RETURNS	22	22	24	19	27	24	21	19
Avg Return	11.2	4.7	9.2	11.1	5.9	7.6	6.9	5.1
Returned for TD	0	0	1	0	0	0	0	1
KICKOFF RETURNS	41	30	23	34	23	17	32	27
Avg Return	23.2	25.8	18.6	22.9	24.5	27.0	23.4	20.5
Returned for TD	0	1	0	0	1	0	0	0
PENALTIES	82	98	101	110	102	95	113	93
Yards Penalized	703	774	812	1062	819	801	984	817
FUMBLES BY	27	20	25	17	12	16	18	21
Fumbles Lost	15	7	9	8	8	5	8	11
Opp Fumbles	13	21	29	25	21	13	11	16
Opp Fum Lost	6	8	16	8	11	6	5	3
POSS. TIME (avg)	28:20	26:50	29:05	28:44	29:28	29:02	30:43	30:31
TOUCHDOWNS	36	22	27	29	34	24	33	32
Rushing	9	7	6	6	6	9	11	9
Passing	24	14	17	17	26	14	20	22
Returns	3	1	4	6	2	1	2	1
EXTRA-PT KICKS	28/32	15/16	26/26	21/25	31/32	21/22	31/33	30/30
2-PT CONVERSIONS	2/4	1/6	0/1	3/4	0/2	1/2	0/0	1/1
FIELD GOALS/FGA	11/15	22/27	27/29	14/21	23/28	24/28	15/21	25/33
POINTS SCORED	283	215	269	247	304	239	274	299

DEFENSE	NY-G	Wash.	Pitt.	NY-J	Det.	Denv.	Oak.	LA-C
POINTS ALLOWED	382	347	259	343	373	284	386	290
OPP FIRST DOWNS	293	304	271	269	315	274	307	250
Rushing	84	103	90	66	80	89	85	85
Passing	181	171	154	166	201	155	178	139
Penalty	28	30	27	37	34	30	44	26
OPP YARDS GAINED	5276	5093	4303	4601	5626	4724	5155	4307
Avg per Game	376.9	363.8	307.4	328.6	401.9	337.4	368.2	307.6
OPP RUSHING(net)	1611	1910	1445	1243	1585	1590	1481	1544
Avg per Game	115.1	136.4	103.2	88.8	113.2	113.6	105.8	110.3
Rushes	412	431	386	372	392	383	362	377
Yards per Rush	3.9	4.4	3.7	3.3	4.0	4.2	4.1	4.1
OPP PASSING(net)	3665	3183	2858	3358	4041	3134	3674	2763
Avg per Game	261.8	227.4	204.1	239.9	288.6	223.9	262.4	197.4
Passes Att.	478	465	467	508	522	467	459	409
Completed	317	320	287	317	328	307	293	286
Pct Completed	66.3	68.8	61.5	62.4	62.8	65.7	63.8	69.9
Sacked	32	42	49	30	27	34	29	27
Yards Lost	215	255	318	193	177	180	225	166
INTERCEPTED BY	10	13	19	8	6	10	9	10
Yards Returned	171	106	235	122	76	87	214	59
Returned for TD	1	0	1	3	0	0	2	0
OPP PUNT RETURNS	22	34	26	40	25	27	26	26
Avg return	6.0	10.1	9.3	6.6	3.6	8.7	11.3	7.3
OPP KICKOFF RET	18	12	40	27	47	16	27	32
Avg return	18.4	24.7	22.1	18.7	24.4	27.8	21.8	22.3
OPP TOUCHDOWNS	45	41	29	38	44	28	48	33
Rushing	14	12	6	12	11	9	13	11
Passing	26	26	22	24	30	17	32	19
Returns	5	3	1	2	3	2	3	3

WEEK 15 / THROUGH MONDAY, DECEMBER 16, 2019

OFFENSE	Ariz.	Sea.	Dal.	Phil.	K.C.	Chi.	G.B.	Minn.
GAMES (Won-Lost)	4-9-1	11-3	7-7	7-7	10-4	7-7	11-3	10-4
FIRST DOWNS	271	301	341	306	309	255	273	293
Rushing	92	111	107	91	78	68	76	98
Passing	155	165	204	183	191	157	158	159
Penalty	24	25	30	32	40	30	39	36
YDS GAINED (tot)	4662	5419	6076	4941	5381	4178	4713	5217
Avg per Game	333.0	387.1	434.0	352.9	384.4	298.4	336.6	372.6
RUSHING (net)	1666	1984	1876	1700	1301	1199	1491	1902
Avg per Game	119.0	141.7	134.0	121.4	92.9	85.6	106.5	135.9
Rushes	339	431	397	393	323	339	349	434
Yards per Rush	4.9	4.6	4.7	4.3	4.0	3.5	4.3	4.4
PASSING (net)	2996	3435	4200	3241	4080	2979	3222	3315
Avg per Game	214.0	245.4	300.0	231.5	291.4	212.8	230.1	236.8
Passes Att.	484	446	520	533	518	509	478	413
Completed	313	300	340	337	339	327	303	291
Pct Completed	64.7	67.3	65.4	63.2	65.4	64.2	63.4	70.5
Yards Gained	3305	3708	4334	3455	4265	3209	3478	3481
Sacked	47	42	18	35	24	38	32	23
Yards Lost	309	273	134	214	185	230	256	166
Had intercepted	10	6	11	8	4	12	2	5
Yards Opp Ret	108	149	111	36	8	122	77	29
Opp TDs on Int	2	2	0	0	0	0	0	0
PUNTS	61	64	43	60	45	76	67	53
Avg Yards	47.2	45.0	41.4	47.1	42.9	43.9	43.7	44.8
PUNT RETURNS	19	20	19	24	27	31	14	26
Avg Return	6.7	5.1	6.1	6.5	7.1	9.2	3.9	6.2
Returned for TD	0	0	0	0	0	0	0	0
KICKOFF RETURNS	29	19	16	25	33	30	28	16
Avg Return	20.9	20.1	14.2	22.6	22.8	27.4	20.6	22.0
Returned for TD	0	0	0	0	0	1	0	0
PENALTIES	108	97	97	89	93	93	89	90
Yards Penalized	846	798	907	751	919	754	657	825
FUMBLES BY	6	23	13	29	20	10	10	28
Fumbles Lost	3	13	5	15	10	6	7	11
Opp Fumbles	21	24	17	15	19	14	19	16
Opp Fum Lost	9	16	9	7	7	8	8	11
POSS. TIME (avg)	27:11	31:16	29:37	32:49	29:34	30:00	30:47	29:45
TOUCHDOWNS	32	45	44	40	43	29	40	45
Rushing	15	14	17	12	13	7	16	18
Passing	17	28	26	25	27	20	24	25
Returns	0	3	1	3	3	2	0	2
EXTRA-PT KICKS	28/29	36/40	41/41	29/31	39/41	26/28	38/38	38/42
2-PT CONVERSIONS	3/3	1/3	2/3	4/7	1/2	1/1	2/2	1/3
FIELD GOALS/FGA	28/31	21/26	23/33	19/21	31/35	18/23	16/17	22/24
POINTS SCORED	310	371	378	334	394	256	330	378

DEFENSE	Ariz.	Sea.	Dal.	Phil.	K.C.	Chi.	G.B.	Minn.
POINTS ALLOWED	398	345	288	328	284	253	283	259
OPP FIRST DOWNS	337	307	291	254	301	267	286	278
Rushing	86	79	93	68	100	73	89	60
Passing	218	204	162	160	168	169	180	188
Penalty	33	24	36	26	33	25	17	30
OPP YARDS GAINED	5784	5296	4530	4609	4994	4536	5198	4745
Avg per Game	413.1	378.3	323.6	329.2	356.7	324.0	371.3	338.9
OPP RUSHING(net)	1718	1502	1450	1266	1842	1352	1693	1386
Avg per Game	122.7	107.3	103.6	90.4	131.6	96.6	120.9	99.0
Rushes	386	324	357	317	369	359	370	338
Yards per Rush	4.5	4.6	4.1	4.0	5.0	3.8	4.6	4.1
OPP PASSING(net)	4066	3794	3080	3343	3152	3184	3505	3359
Avg per Game	290.4	271.0	220.0	238.8	225.1	227.4	250.4	239.9
Passes Att.	525	549	492	480	502	517	484	524
Completed	376	350	321	295	303	327	297	342
Pct Completed	71.6	63.8	65.2	61.5	60.4	63.2	61.4	65.3
Sacked	34	24	36	36	39	31	35	41
Yards Lost	231	161	274	227	291	235	248	317
INTERCEPTED BY	7	16	6	10	14	8	15	16
Yards Returned	82	161	83	156	135	141	116	85
Returned for TD	0	2	0	1	1	1	0	1
OPP PUNT RETURNS	31	27	17	27	17	32	24	19
Avg return	7.8	6.2	9.0	6.5	4.2	7.2	8.3	6.9
OPP KICKOFF RET	33	19	30	20	30	24	29	19
Avg return	20.6	23.3	23.2	24.4	19.6	24.6	24.2	25.4
OPP TOUCHDOWNS	47	41	32	39	33	29	31	28
Rushing	8	17	13	12	13	14	14	5
Passing	34	18	19	26	19	15	17	23
Returns	5	6	0	1	1	0	0	0

WEEK 15 / THROUGH MONDAY, DECEMBER 16, 2019

OFFENSE	NFL/Avg
GAMES (Won-Lost)	---
FIRST DOWNS	283.7
Rushing	84.5
Passing	169.9
Penalty	29.3
YDS GAINED (tot)	4871.3
Avg per Game	347.9
RUSHING (net)	1570.8
Avg per Game	112.2
Rushes	365.3
Yards per Rush	4.3
PASSING (net)	3300.5
Avg per Game	235.8
Passes Att.	486.9
Completed	310.8
Pct Completed	63.8
Yards Gained	3539.9
Sacked	35.1
Yards Lost	239.3
Had intercepted	11.4
Yards Opp Ret	148.7
Opp TDs on Int	0.9
PUNTS	58.7
Avg Yards	45.1
PUNT RETURNS	23.6
Avg Return	7.3
Returned for TD	0.1
KICKOFF RETURNS	25.3
Avg Return	22.4
Returned for TD	0.2
PENALTIES	96.7
Yards Penalized	823.8
FUMBLES BY	17.8
Fumbles Lost	8.4
Opp Fumbles	17.8
Opp Fum Lost	8.4
POSS. TIME (avg)	30:00
TOUCHDOWNS	36.4
Rushing	11.9
Passing	22.2
Returns	2.4
EXTRA POINTS(tot)	93%
Kicks Made/2Pt	47%
FIELD GOALS/FGA	22/27
POINTS SCORED	318.6

DEFENSE	NFL/Avg
POINTS ALLOWED	318.6
OPP FIRST DOWNS	283.7
Rushing	84.5
Passing	169.9
Penalty	29.3
OPP YARDS GAINED	4871.3
Avg per Game	347.9
OPP RUSHING(net)	1570.8
Avg per Game	112.2
Rushes	365.3
Yards per Rush	4.3
OPP PASSING(net)	3300.5
Avg per Game	235.8
Passes Att.	486.9
Completed	310.8
Pct Completed	63.8
Sacked	35.1
Yards Lost	239.3
INTERCEPTED BY	11.4
Yards Returned	148.7
Returned for TD	0.9
OPP PUNT RETURNS	23.6
Avg return	7.3
OPP KICKOFF RET	25.3
Avg return	22.4
OPP TOUCHDOWNS	36.4
Rushing	11.9
Passing	22.2
Returns	2.4

WEEK 15 / THROUGH MONDAY, DECEMBER 16, 2019

National Football League

	Offense			Defense		
	Total	**Rush**	**Pass**	**Total**	**Rush**	**Pass**
Ariz.	23	14	24	32	25	32
Atl.	11	30	4	20	16	23
Balt.	2	*1	26	6	5	7
Buff.	22	5	28	3	10	3
Car.	19	13	18	26	30	16
Chi.	28	29	25	8	6	13
Cin.	26	27T	22	29	32	15
Cleve.	17	10	19	17	27	6
Dallas	*1	6	2	7	12	8
Denver	27	18	30	13	20	10
Det.	13	21	8	31	18	31
G.B.	21	17	17	23	24	22
Hou.	7	7	11	28	19	28
Ind.	24	9	27	16	9	21
Jax	20	15	14	24	29	14
K.C.	5	25	3	18	26	11
L.A.-C	8	23	5	5	17	4
Rams	12	24	6	12	23	9
Miami	29	32	23	30	31	24
Minn.	10	4	12	14	8	20
N.E.	18	19	9	*1	7	2
N.O.	9	16	7	10	4	17
Giants	25	22	21	25	22	26
Jets	31	31	29	9	2	19
Oak.	14	12	15	22	14	27
Phil.	**15T**	**11**	**16**	**11**	**3**	**18**
Pitt.	30	26	31	4	11	5
S.F.	6	2	13	2	21	*1
Sea.	4	3	10	27	15	29
T.B.	3	27T	*1	15	*1	30
Tenn.	15T	8	20	19	13	25
Wash.	32	20	32	21	28	12

T = Tied for position

*** = League Leader**

WEEK 15 / THROUGH MONDAY, DECEMBER 16, 2019

NFL / TEAM/OFFENSE RANK

Tm	(A)	(B)	(C)	(D)	(E)	(F)	(G)	(H)	(I)	(J)	(K)	(L)	(M)	(N)	(O)	(P)	(Q)
BAL	2	3	1	1	26	8	10	11	2	3	1	6	31	19	26	1	2
BUF	22	20	5	11	28	21	16	22	17t	18	18	13	5	31	31	22	22
CIN	26	28	27t	23	22	29	22	23	24	24	19	27	3	23	13	32	12t
CLE	17	14	10	2	19	17	30	16	21t	19	25t	19	21	15	21	21	12t
DEN	27	26	18	20	30	23	17	25	30	30	2t	11	2	26	27	30	11
HOU	7	8	7	6	11	13	20	24	5	4	14t	5	15t	14	4	10	19
IND	24	22	9	17	27	20	14	8	13	11	5	3	17	24	17	19	30
JAC	20	18	15	12	14	18	6	15	27	28	20	30	18	7	1	27	1
KC	5	2	25	22	3	3	2	4	6	5	7t	16	11	29	23	4	8t
LAC	8	4	23	21	5	5	29	10	8	7	12	28	27	5	16	20	25
MIA	29	31	32	31	23	30	28	29	26	27	16	17t	12	22	18	29	20
NE	18	25	19	27	9	19	7	5	14	17	23t	9	24	17	15	8	21
NYJ	31	32	31	32	29	28	27	30	31	31	28t	2	10	8	11	28	31
OAK	14	11	12	13	15	10	9	6	19	8	7t	17t	8	11	28	24	28
PIT	30	29	26	28	31	22	31	9	29	25	32	7	29	9	19	25	4
TEN	15t	7	8	5	20	11	11	32	20	20	30	14	23	2	3	11	32
ARI	23	19	14	3	24	25	12	28	23	23	4	20	25	4	12	17	7
ATL	11	15	30	26	4	15	15	17	3	14	2t	12	7	30	30	15	17
CAR	19	21	13	4	18	31	24	27	10	29	14t	15	19	13	22	16	23t
CHI	28	30	29	29	25	27	18	20	28	26	25t	8	1	25	24	26	18
DAL	1	1	6	7	2	1	13	1	1	1	23t	24	32	32	32	5t	29
DET	13	16	21	24	8	14	21	19	17t	12	27	25	6	20	10	18	14
GB	21	17	17	19	17	16	1	14	21t	22	21t	32	26	27	25	14	3
LAR	12	13	24	25	6	12	23	2	15t	16	31	21	20	3	8	13	23t
MIN	10	5	4	15	12	2	4	7	15t	9	6	23	15t	21	9	5t	5
NO	9	6	16	14	7	9	3	3	11t	10	21t	4	14	10	7	5t	8t
NYG	25	24	22	18	21	26	26	18	25	21	17	1	9	12	6	23	27
PHI	**15t**	**23**	**11**	**16**	**16**	**24**	**8**	**13**	**7**	**2**	**28t**	**22**	**13**	**6**	**5**	**12**	**6**
SF	6	9	2	9	13	4	19	12	11t	6	10	10	30	18	14	2	26
SEA	4	10	3	8	10	7	5	26	9	15	7t	29	28	16	20	9	16
TB	3	12	27t	30	1	6	32	21	4	13	13	26	22	28	29	3	10
WAS	32	27	20	10	32	32	25	31	32	32	11	31	4	1	2	31	15

Team/Offense Rank
(A) Total Yards per Game
(B) Yards per Play
(C) Rushing Yards per Game
(D) Rushing Yards per Attempt
(E) Passing Net Yards per Game
(F) Passing Net Yards per Play
(G) Passing, Percent Had Intercepted
(H) Sacks per Pass Play
(I) First Downs per Game
(J) Third Down Efficiency
(K) Fourth Down Efficiency
(L) Punt Return Average
(M) Kickoff Return Average
(N) Gross Punting Average
(O) Net Punting Average
(P) Points per Game
(Q) Field Goal Percentage

WEEK 15 / THROUGH MONDAY, DECEMBER 16, 2019

NFL / OPPONENT/DEFENSE RANK

Tm	(A)	(B)	(C)	(D)	(E)	(F)	(G)	(H)	(I)	(J)	(K)	(L)	(M)	(N)	(O)	(P)	(Q)	(R)	(S)
BAL	6	14	5	22	7	10	14	17	3	13	5	25t	18	29	24	4	25	1	3
BUF	3	4	10	19	3	3	10	8	5t	6	6t	29	19	12	11	2	1	8	8
CIN	29	32	32	28	15	30	26	27	15	26	11t	5	5	5	5	24	29	31	29
CLE	17	19	27	29	6	12	7	10	19t	3	8	24	6	13	14	17t	3	20	15
DEN	13	13	20	15	10	15	17	15	10	14	19t	23	31	26	20	10t	27	22	25
HOU	28	27	19	25	28	24	28t	28	25	32	14t	1	3	30	31	19	16t	14	16
IND	16	22	9	16	21	25	16	18	13	23	9t	7	17	18	10	17t	31	19	19
JAC	24	28	29	31	14	22	25	4	22	22	17t	4	10	22	27	23	16t	28	22
KC	18	17	26	30	11	7	9	12	24	9t	25t	3	4	4	6	10t	13t	5	11
LAC	5	11	17	13	4	18	15	21	4	25	25t	17	15t	3	15	13	2	16	5
MIA	30	31	31	23	24	32	11	32	31	27	17t	18	30	9	9	32	13t	32	32
NE	1	1	7	18	2	2	1	6	1	1	6t	8	8	2	3	1	26	2	4
NYJ	9	7	2	1	19	14	27	26	8	21	2	13	2	10	2	20	15	26	27
OAK	22	29	14	12	27	31	22	23	28t	29	30t	32	12	27	25	28	7	29	18
PIT	4	3	11	3	5	4	2	2	9	11	11t	28	14	25	7	6t	6	15	20
TEN	19	16	13	6	25	19	13	19	19t	12	9t	27	15t	24	28	8	10	9	17
ARI	32	30	25	21	32	28	30	22	32	30	1	20	9	6	13	30t	24	25	30
ATL	20	21	16	10	23	26	20t	30	23	24	19t	15	13	28	23	25	32	21	14
CAR	26	23	30	32	16	13	6	3	27	20	32	19	7	17	16	29	8	23	23
CHI	8	5	6	4	13	6	28t	25	7	8	24	16	27	21	8	3	5	18	21
DAL	7	8	12	11	8	8	31	14	18	4	22t	25t	20	23	30	12	22t	6	2
DET	31	26	18	9	31	29	32	29	30	28	4	2	25	19	26	26	12	24	26
GB	23	24	24	24	22	23	3	16	16	19	14t	22	23	7	22	9	19	10	24
LAR	12	6	23	8	9	5	24	7	14	16	25t	21	26	8	12	15	11	11t	9t
MIN	14	9	8	14	20	11	4	11	11t	18	22t	14	29	20	21	6t	22t	4	9t
NO	10	10	4	17	17	9	19	9	11t	7	13	12	32	1	1	14	30	7	7
NYG	25	20	22	5	26	27	18	20	21	17	25t	9	1	11	4	27	9	27	28
PHI	**11**	**18**	**3**	**7**	**18**	**20**	**20t**	**13**	**5t**	**9t**	**30t**	**11**	**24**	**15**	**17**	**16**	**16t**	**17**	**12**
SF	2	2	21	26	1	1	12	1	2	2	3	6	11	31	19	5	28	3	1
SEA	27	25	15	27	29	21	5	31	28t	15	21	10	21	16	29	21	4	11t	13
TB	15	12	1	2	30	17	23	24	17	5	16	30	22	32	32	30t	20	13	6
WAS	21	15	28	20	12	16	8	5	26	31	29	31	28	14	18	22	21	30	31

Opponent/Defense Rank
(A) Total Yards per Game
(B) Yards per Play
(C) Rushing Yards per Game
(D) Rushing Yards per Attempt
(E) Passing Net Yards per Game
(F) Passing Net Yards per Play
(G) Passing, Percent Had Intercepted
(H) Sacks per Pass Play
(I) First Downs per Game
(J) Third Down Efficiency
(K) Fourth Down Efficiency
(L) Punt Return Average
(M) Kickoff Return Average
(N) Gross Punting Average
(O) Net Punting Average
(P) Points per Game
(Q) Field Goal Percentage
Combined Offense/Defense Rank
(R) Points per Game Differential
(S) Net Yards per Game Differential

WEEK 15 / THROUGH MONDAY, DECEMBER 16, 2019

NFL / TOTAL OFFENSE

Rank	Team	Total	Rushing	Passing	Total	Rushing	Passing
1)	Dallas	6076	1876	4200	434.0	134.0	300.0
2)	Baltimore	5736	2830	2906	409.7	202.1	207.6
3)	Tampa Bay	5602	1279	4323	400.1	91.4	308.8
4)	Seattle	5419	1984	3435	387.1	141.7	245.4
5)	Kansas City	5381	1301	4080	384.4	92.9	291.4
6)	San Francisco	5365	2058	3307	383.2	147.0	236.2
7)	Houston	5262	1832	3430	375.9	130.9	245.0
8)	Los Angeles Chargers	5229	1326	3903	373.5	94.7	278.8
9)	New Orleans	5226	1521	3705	373.3	108.6	264.6
10)	Minnesota	5217	1902	3315	372.6	135.9	236.8
11)	Atlanta	5184	1139	4045	370.3	81.4	288.9
12)	Los Angeles Rams	5179	1314	3865	369.9	93.9	276.1
13)	Detroit	5053	1382	3671	360.9	98.7	262.2
14)	Oakland	4976	1697	3279	355.4	121.2	234.2
15t)	Tennessee	4941	1829	3112	352.9	130.6	222.3
15t)	**Philadelphia**	**4941**	**1700**	**3241**	**352.9**	**121.4**	**231.5**
17)	Cleveland	4901	1770	3131	350.1	126.4	223.6
18)	New England	4898	1425	3473	349.9	101.8	248.1
19)	Carolina	4854	1691	3163	346.7	120.8	225.9
20)	Jacksonville	4827	1526	3301	344.8	109.0	235.8
21)	Green Bay	4713	1491	3222	336.6	106.5	230.1
22)	Buffalo	4706	1889	2817	336.1	134.9	201.2
23)	Arizona	4662	1666	2996	333.0	119.0	214.0
24)	Indianapolis	4639	1780	2859	331.4	127.1	204.2
25)	New York Giants	4467	1357	3110	319.1	96.9	222.1
26)	Cincinnati	4378	1279	3099	312.7	91.4	221.4
27)	Denver	4191	1442	2749	299.4	103.0	196.4
28)	Chicago	4178	1199	2979	298.4	85.6	212.8
29)	Miami	4069	997	3072	290.6	71.2	219.4
30)	Pittsburgh	4000	1281	2719	285.7	91.5	194.2
31)	New York Jets	3838	1086	2752	274.1	77.6	196.6
32)	Washington	3773	1415	2358	269.5	101.1	168.4

NFL / TOTAL DEFENSE

Rank	Team	Total	Rushing	Passing	Total	Rushing	Passing
1)	New England	3757	1373	2384	268.4	98.1	170.3
2)	San Francisco	3766	1605	2161	269.0	114.6	154.4
3)	Buffalo	4087	1420	2667	291.9	101.4	190.5
4)	Pittsburgh	4303	1445	2858	307.4	103.2	204.1
5)	Los Angeles Chargers	4307	1544	2763	307.6	110.3	197.4
6)	Baltimore	4400	1346	3054	314.3	96.1	218.1
7)	Dallas	4530	1450	3080	323.6	103.6	220.0
8)	Chicago	4536	1352	3184	324.0	96.6	227.4
9)	New York Jets	4601	1243	3358	328.6	88.8	239.9
10)	New Orleans	4603	1271	3332	328.8	90.8	238.0
11)	**Philadelphia**	**4609**	**1266**	**3343**	**329.2**	**90.4**	**238.8**
12)	Los Angeles Rams	4707	1619	3088	336.2	115.6	220.6
13)	Denver	4724	1590	3134	337.4	113.6	223.9
14)	Minnesota	4745	1386	3359	338.9	99.0	239.9
15)	Tampa Bay	4901	1026	3875	350.1	73.3	276.8
16)	Indianapolis	4910	1413	3497	350.7	100.9	249.8
17)	Cleveland	4943	1893	3050	353.1	135.2	217.9
18)	Kansas City	4994	1842	3152	356.7	131.6	225.1
19)	Tennessee	5074	1461	3613	362.4	104.4	258.1
20)	Atlanta	5076	1524	3552	362.6	108.9	253.7
21)	Washington	5093	1910	3183	363.8	136.4	227.4
22)	Oakland	5155	1481	3674	368.2	105.8	262.4
23)	Green Bay	5198	1693	3505	371.3	120.9	250.4
24)	Jacksonville	5214	1962	3252	372.4	140.1	232.3
25)	New York Giants	5276	1611	3665	376.9	115.1	261.8
26)	Carolina	5289	1963	3326	377.8	140.2	237.6
27)	Seattle	5296	1502	3794	378.3	107.3	271.0
28)	Houston	5311	1586	3725	379.4	113.3	266.1
29)	Cincinnati	5484	2212	3272	391.7	158.0	233.7
30)	Miami	5582	1972	3610	398.7	140.9	257.9
31)	Detroit	5626	1585	4041	401.9	113.2	288.6
32)	Arizona	5784	1718	4066	413.1	122.7	290.4

WEEK 15 / THROUGH MONDAY, DECEMBER 16, 2019

NFL / TAKEAWAYS, GIVEAWAYS

		TAKEAWAYS			GIVEAWAYS			Net
Rank	**Team**	**Int**	**Fum**	**Total**	**Int**	**Fum**	**Total**	**Diff**
1)	New England	25	11	36	8	4	12	= +24
2)	Green Bay	15	8	23	2	7	9	= +14
3)	Seattle	16	16	32	6	13	19	= +13
4t)	Minnesota	16	11	27	5	11	16	= +11
4t)	New Orleans	11	8	19	6	2	8	= +11
6)	Baltimore	12	10	22	7	5	12	= +10
7)	Pittsburgh	19	16	35	17	9	26	= +9
8)	Kansas City	14	7	21	4	10	14	= +7
9)	Tennessee	13	9	22	8	8	16	= +6
10t)	Buffalo	13	8	21	10	6	16	= +5
10t)	San Francisco	11	15	26	11	10	21	= +5
12)	Arizona	7	9	16	10	3	13	= +3
13)	Washington	13	8	21	12	7	19	= +2
14)	Denver	10	6	16	10	5	15	= +1
15)	Indianapolis	11	8	19	10	9	19	= 0
16)	Dallas	6	9	15	11	5	16	= -1
17t)	Houston	8	9	17	12	7	19	= -2
17t)	Oakland	9	5	14	8	8	16	= -2
17t)	Chicago	8	8	16	12	6	18	= -2
20)	Jacksonville	8	7	15	7	11	18	= -3
21)	Detroit	6	11	17	14	8	22	= -5
22t)	Cleveland	13	5	18	17	7	24	= -6
22t)	Atlanta	10	6	16	13	9	22	= -6
22t)	Los Angeles Rams	9	8	17	16	7	23	= -6
22t)	**Philadelphia**	**10**	**7**	**17**	**8**	**15**	**23**	**= -6**
26)	New York Jets	8	8	16	15	8	23	= -7
27t)	Carolina	14	7	21	16	13	29	= -8
27t)	Tampa Bay	11	14	25	24	9	33	= -8
29)	Miami	12	1	13	17	8	25	= -12
30)	New York Giants	10	6	16	16	15	31	= -15
31t)	Cincinnati	7	5	12	15	13	28	= -16
31t)	Los Angeles Chargers	10	3	13	18	11	29	= -16
	Totals	**365**	**269**	**634**	**365**	**269**	**634**	**= 0**

WEEK 15 / THROUGH MONDAY, DECEMBER 16, 2019

NFL / TEAM/OFFENSE INSIDE THE 20

Rank	Team	Poss	Pts	TD	TD%	FG	Score	Score%
1)	Tennessee	41	214	30	73.2	2	32	78.0
2)	Green Bay	45	243	31	68.9	8	39	86.7
3)	Baltimore	57	312	39	68.4	14	53	93.0
4)	Houston	47	252	31	66.0	12	43	91.5
5)	Minnesota	50	266	33	66.0	13	46	92.0
6)	**Philadelphia**	**47**	**259**	**31**	**66.0**	**14**	**45**	**95.7**
7)	Indianapolis	48	251	31	64.6	13	44	91.7
8)	Tampa Bay	50	258	32	64.0	12	44	88.0
9)	Carolina	44	217	28	63.6	8	36	81.8
10)	Seattle	54	283	34	63.0	17	51	94.4
11)	Buffalo	39	200	24	61.5	10	34	87.2
12)	Los Angeles Rams	52	261	31	59.6	15	46	88.5
13)	Dallas	49	249	29	59.2	15	44	89.8
14)	New York Jets	29	136	17	58.6	5	22	75.9
15)	Detroit	38	189	22	57.9	12	34	89.5
16)	Chicago	40	196	23	57.5	12	35	87.5
17)	New York Giants	37	175	21	56.8	10	31	83.8
18)	Cleveland	46	223	26	56.5	14	40	87.0
19)	Atlanta	50	238	28	56.0	16	44	88.0
20)	New Orleans	51	251	28	54.9	19	47	92.2
21)	Oakland	46	209	25	54.3	12	37	80.4
22)	Miami	39	177	21	53.8	11	32	82.1
23)	San Francisco	54	248	28	51.9	18	46	85.2
24)	Kansas City	45	212	23	51.1	17	40	88.9
25)	Los Angeles Chargers	46	200	23	50.0	13	36	78.3
26)	New England	53	230	26	49.1	18	44	83.0
27)	Denver	36	157	17	47.2	13	30	83.3
28t)	Arizona	48	211	21	43.8	21	42	87.5
28t)	Washington	32	131	14	43.8	13	27	84.4
30)	Jacksonville	40	171	16	40.0	20	36	90.0
31)	Cincinnati	40	153	15	37.5	16	31	77.5
32)	Pittsburgh	37	150	13	35.1	20	33	89.2

NFL / OPPONENTS/DEFENSE INSIDE THE 20

Rank	Team	Poss	Pts	TD	TD%	FG	Score	Score%
1)	Denver	39	159	16	41.0	16	32	82.1
2)	Baltimore	40	186	18	45.0	19	37	92.5
3)	Cincinnati	44	193	20	45.5	17	37	84.1
4)	Minnesota	40	170	19	47.5	13	32	80.0
5)	Green Bay	45	192	22	48.9	14	36	80.0
6t)	Kansas City	52	223	26	50.0	16	42	80.8
6t)	New England	22	97	11	50.0	7	18	81.8
8)	New York Giants	45	200	23	51.1	14	37	82.2
9)	Dallas	50	236	26	52.0	18	44	88.0
10)	Pittsburgh	42	197	22	52.4	15	37	88.1
11)	San Francisco	33	145	18	54.5	7	25	75.8
12)	Indianapolis	42	211	23	54.8	17	40	95.2
13)	Jacksonville	48	231	27	56.3	14	41	85.4
14)	Chicago	44	208	25	56.8	12	37	84.1
15)	Los Angeles Chargers	37	181	21	56.8	12	33	89.2
16)	Tampa Bay	51	252	29	56.9	16	45	88.2
17)	Arizona	56	273	32	57.1	17	49	87.5
18)	New York Jets	45	224	26	57.8	15	41	91.1
19t)	Buffalo	36	165	21	58.3	6	27	75.0
19t)	Cleveland	48	234	28	58.3	13	41	85.4
21)	Washington	53	264	31	58.5	16	47	88.7
22)	New Orleans	43	214	26	60.5	12	38	88.4
23)	Atlanta	49	248	30	61.2	14	44	89.8
24)	**Philadelphia**	**39**	**200**	**24**	**61.5**	**11**	**35**	**89.7**
25)	Seattle	47	234	29	61.7	12	41	87.2
26)	Detroit	50	259	31	62.0	14	45	90.0
27)	Miami	53	274	33	62.3	15	48	90.6
28)	Carolina	56	291	35	62.5	16	51	91.1
29)	Los Angeles Rams	44	231	28	63.6	12	40	90.9
30)	Tennessee	42	212	27	64.3	9	36	85.7
31)	Oakland	51	277	34	66.7	13	47	92.2
32)	Houston	44	241	30	68.2	11	41	93.2

WEEK 15 / THROUGH MONDAY, DECEMBER 16, 2019

NFL / OFFENSE/TEAMS: FIRST DOWNS, THIRD DOWNS, FOURTH DOWNS

		FIRST DOWNS				THIRD DOWNS			FOURTH DOWNS		
Rank	**Team**	**Total**	**Rush**	**Pass**	**Pen**	**Made**	**Att**	**Pct**	**Made**	**Att**	**Pct**
1)	Dallas	341	107	204	30	85	175	48.6	5	13	38.5
2)	Baltimore	336	157	155	24	74	160	46.3	16	21	76.2
3)	Atlanta	327	70	218	39	73	176	41.5	12	18	66.7
4)	Tampa Bay	320	72	221	27	80	192	41.7	8	15	53.3
5)	Houston	311	98	185	28	77	167	46.1	10	20	50.0
6)	Kansas City	309	78	191	40	76	166	45.8	6	10	60.0
7)	**Philadelphia**	**306**	**91**	**183**	**32**	**94**	**200**	**47.0**	**7**	**21**	**33.3**
8)	Los Angeles Chargers	303	78	193	32	75	168	44.6	7	13	53.8
9)	Seattle	301	111	165	25	70	174	40.2	6	10	60.0
10)	Carolina	300	74	204	22	57	177	32.2	9	18	50.0
11t)	New Orleans	299	86	198	15	73	169	43.2	5	12	41.7
11t)	San Francisco	299	99	171	29	82	182	45.1	7	12	58.3
13)	Indianapolis	298	108	152	38	78	184	42.4	13	21	61.9
14)	New England	297	92	178	27	77	204	37.7	5	13	38.5
15t)	Los Angeles Rams	293	82	188	23	67	177	37.9	3	12	25.0
15t)	Minnesota	293	98	159	36	75	170	44.1	8	13	61.5
17t)	Buffalo	283	108	144	31	70	187	37.4	7	16	43.8
17t)	Detroit	283	69	184	30	83	197	42.1	4	11	36.4
19)	Oakland	278	94	169	15	76	171	44.4	9	15	60.0
20)	Tennessee	275	87	155	33	60	162	37.0	4	13	30.8
21t)	Cleveland	273	85	159	29	64	171	37.4	6	16	37.5
21t)	Green Bay	273	76	158	39	60	169	35.5	5	12	41.7
23)	Arizona	271	92	155	24	61	172	35.5	12	19	63.2
24)	Cincinnati	265	74	158	33	67	190	35.3	10	23	43.5
25)	New York Giants	264	77	158	29	66	182	36.3	12	27	44.4
26)	Miami	260	54	170	36	60	179	33.5	13	27	48.1
27)	Jacksonville	258	73	159	26	64	192	33.3	9	21	42.9
28)	Chicago	255	68	157	30	65	188	34.6	6	16	37.5
29)	Pittsburgh	239	68	131	40	59	169	34.9	2	13	15.4
30)	Denver	238	67	139	32	56	178	31.5	10	15	66.7
31)	New York Jets	221	49	145	27	56	183	30.6	6	18	33.3
32)	Washington	210	63	130	17	43	153	28.1	6	11	54.5
	Totals	**9079**	**2705**	**5436**	**938**	**2223**	**5684**	**39.1**	**248**	**515**	**48.2**

NFL / DEFENSE/OPPONENTS: FIRST DOWNS, THIRD DOWNS, FOURTH DOWNS

		FIRST DOWNS				THIRD DOWNS			FOURTH DOWNS		
Rank	**Team**	**Total**	**Rush**	**Pass**	**Pen**	**Made**	**Att**	**Pct**	**Made**	**Att**	**Pct**
1)	New England	221	61	123	37	40	172	23.3	7	19	36.8
2)	San Francisco	234	93	116	25	51	165	30.9	7	22	31.8
3)	Baltimore	249	68	148	33	64	170	37.6	6	17	35.3
4)	Los Angeles Chargers	250	85	139	26	74	171	43.3	7	12	58.3
5t)	Buffalo	254	76	148	30	64	184	34.8	7	19	36.8
5t)	**Philadelphia**	**254**	**68**	**160**	**26**	**62**	**175**	**35.4**	**8**	**12**	**66.7**
7)	Chicago	267	73	169	25	66	189	34.9	13	23	56.5
8)	New York Jets	269	66	166	37	81	197	41.1	3	11	27.3
9)	Pittsburgh	271	90	154	27	65	178	36.5	8	18	44.4
10)	Denver	274	89	155	30	70	184	38.0	8	15	53.3
11t)	Minnesota	278	60	188	30	73	184	39.7	15	27	55.6
11t)	New Orleans	278	65	173	40	63	181	34.8	10	22	45.5
13)	Indianapolis	281	80	179	22	72	171	42.1	6	15	40.0
14)	Los Angeles Rams	283	90	169	24	77	198	38.9	14	24	58.3
15)	Cincinnati	284	116	151	17	79	180	43.9	4	9	44.4
16)	Green Bay	286	89	180	17	68	170	40.0	7	15	46.7
17)	Tampa Bay	288	59	195	34	64	186	34.4	11	23	47.8
18)	Dallas	291	93	162	36	60	175	34.3	10	18	55.6
19t)	Cleveland	292	99	159	34	58	170	34.1	6	16	37.5
19t)	Tennessee	292	81	186	25	67	180	37.2	8	20	40.0
21)	New York Giants	293	84	181	28	74	187	39.6	7	12	58.3
22)	Jacksonville	295	97	166	32	68	165	41.2	5	10	50.0
23)	Atlanta	299	98	175	26	73	171	42.7	8	15	53.3
24)	Kansas City	301	100	168	33	62	175	35.4	14	24	58.3
25)	Houston	302	81	194	27	84	175	48.0	7	15	46.7
26)	Washington	304	103	171	30	95	198	48.0	11	18	61.1
27)	Carolina	305	108	175	22	69	171	40.4	5	7	71.4
28t)	Oakland	307	85	178	44	75	167	44.9	8	12	66.7
28t)	Seattle	307	79	204	24	62	162	38.3	6	11	54.5
30)	Detroit	315	80	201	34	81	182	44.5	4	12	33.3
31)	Miami	318	103	185	30	74	167	44.3	5	10	50.0
32)	Arizona	337	86	218	33	88	184	47.8	3	12	25.0
	Totals	**9079**	**2705**	**5436**	**938**	**2223**	**5684**	**39.1**	**248**	**515**	**48.2**

WEEK 15 / THROUGH MONDAY, DECEMBER 16, 2019

NFL / FIRST-DOWN PLAYS BY TEAMS

Rank	Team	Yds/Play	Plays	Yards
1)	San Francisco	6.50	409	2659
2)	New Orleans	6.45	403	2600
3)	Kansas City	6.45	405	2612
4)	Tennessee	6.34	386	2449
5)	Los Angeles Chargers	6.10	397	2420
6)	Carolina	6.03	427	2573
7)	Dallas	5.95	433	2577
8)	Oakland	5.91	383	2264
9)	Tampa Bay	5.85	443	2591
10)	Houston	5.79	403	2334
11)	Buffalo	5.72	409	2339
12)	Seattle	5.70	421	2398
13)	Baltimore	5.65	423	2388
14)	Cleveland	5.58	396	2211
15)	Minnesota	5.58	393	2194
16)	Atlanta	5.57	435	2423
17)	Denver	5.56	358	1991
18)	Jacksonville	5.53	384	2125
19)	New York Giants	5.47	380	2078
20)	Los Angeles Rams	5.44	415	2258
21)	**Philadelphia**	**5.33**	**421**	**2243**
22)	Detroit	5.30	402	2131
23)	Arizona	5.29	386	2041
24)	Green Bay	5.16	377	1945
25)	New England	5.11	429	2193
26)	Indianapolis	5.08	394	2000
27)	Chicago	5.01	378	1893
28)	Cincinnati	4.96	391	1938
29)	New York Jets	4.83	353	1706
30)	Washington	4.81	336	1616
31)	Pittsburgh	4.47	365	1630
32)	Miami	4.28	377	1613
	TOTAL	**5.54**	**12712**	**70433**

NFL / FIRST-DOWN PLAYS BY OPPONENTS

Rank	Team	Yds/Play	Plays	Yards
1)	New York Jets	4.23	391	1653
2)	Los Angeles Rams	4.40	406	1786
3)	New England	4.58	365	1672
4)	Houston	4.67	402	1877
5)	Washington	4.70	406	1907
6)	Chicago	4.80	395	1897
7)	Pittsburgh	4.80	403	1936
8)	Los Angeles Chargers	4.81	354	1703
9)	Buffalo	4.95	374	1852
10)	San Francisco	5.01	358	1795
11)	Baltimore	5.43	361	1959
12)	Denver	5.46	389	2124
13)	New Orleans	5.52	381	2102
14)	**Philadelphia**	**5.59**	**369**	**2064**
15)	New York Giants	5.61	413	2315
16)	Tampa Bay	5.64	414	2337
17)	Minnesota	5.66	392	2217
18)	Carolina	5.71	427	2438
19)	Kansas City	5.74	406	2330
20)	Tennessee	5.82	416	2423
21)	Atlanta	5.89	397	2340
22)	Miami	5.90	425	2506
23)	Detroit	5.95	426	2534
24)	Cincinnati	5.98	401	2397
25)	Indianapolis	6.00	386	2316
26)	Dallas	6.01	398	2390
27)	Seattle	6.06	421	2550
28)	Arizona	6.21	437	2715
29)	Green Bay	6.25	403	2518
30)	Jacksonville	6.27	403	2525
31)	Cleveland	6.40	403	2580
32)	Oakland	6.86	390	2675
	TOTAL	**5.54**	**12712**	**70433**

WEEK 15 / THROUGH MONDAY, DECEMBER 16, 2019

NFL / KICKOFFS (Receiving Team)

Rank	Team	TotKO	AdjKO	TB	TB%	EZ	EZ%	OB	I20	Avg.Start
1)	Buffalo	53	51	25	49.0	37	69.8	0	3	28.2
2)	Chicago	59	55	24	43.6	41	69.5	3	5	27.1
3)	Cincinnati	80	78	41	52.6	56	70.0	1	7	26.7
4)	Denver	69	66	50	75.8	57	82.6	0	0	26.2
5)	Washington	74	71	42	59.2	52	70.3	0	10	25.8
6)	Minnesota	63	58	45	77.6	52	82.5	0	0	25.7
7)	Detroit	78	75	53	70.7	65	83.3	1	6	25.6
8)	Miami	92	89	56	62.9	71	77.2	1	9	25.5
9)	Oakland	78	77	46	59.7	56	71.8	0	9	25.5
10)	Houston	70	66	50	75.8	53	75.7	3	4	25.5
11)	**Philadelphia**	**71**	**68**	**43**	**63.2**	**54**	**76.1**	**1**	**6**	**25.4**
12)	New York Jets	77	74	41	55.4	57	74.0	0	12	25.3
13)	Tampa Bay	84	83	64	77.1	70	83.3	2	4	25.3
14)	New York Giants	80	78	37	47.4	57	71.3	1	12	25.1
15)	Carolina	85	83	53	63.9	68	80.0	1	10	25.1
16)	Green Bay	67	66	36	54.5	41	61.2	2	5	25.1
17)	Atlanta	81	78	57	73.1	67	82.7	1	7	25.0
18)	Indianapolis	74	72	46	63.9	54	73.0	0	4	25.0
19)	New England	49	46	24	52.2	34	69.4	1	4	24.9
20)	New Orleans	68	61	39	63.9	51	75.0	2	6	24.8
21)	Los Angeles Rams	69	67	49	73.1	54	78.3	3	5	24.7
22)	San Francisco	57	56	39	69.6	42	73.7	0	5	24.6
23)	Seattle	77	72	54	75.0	60	77.9	1	3	24.6
24)	Baltimore	65	60	39	65.0	42	64.6	1	8	24.5
25)	Jacksonville	73	70	51	72.9	60	82.2	0	6	24.3
26)	Tennessee	67	66	42	63.6	49	73.1	0	9	24.2
27)	Cleveland	71	70	36	51.4	51	71.8	1	13	24.1
28)	Kansas City	66	60	30	50.0	42	63.6	0	7	23.9
29)	Dallas	66	65	49	75.4	53	80.3	1	9	23.7
30)	Arizona	81	80	51	63.8	68	84.0	0	11	23.5
31)	Pittsburgh	60	59	36	61.0	41	68.3	0	9	23.5
32)	Los Angeles Char	67	67	40	59.7	51	76.1	0	11	23.4
	Totals	**2271**	**2187**	**1388**	**63.5**	**1706**	**78.0**	**27**	**219**	**25.0**

Note: Average opponent drive start DOES NOT include onside kicks or kickoffs at the end of a half unless either kickoff is returned for a touchdown. All other kickoffs (returned kickoffs, fair catches, touchback and kickoffs out of bounds) are included. Kickoffs resulting in the kicking team retaining possession are not included.

ADJ KO: Adjusted kickoffs are used to compute the Avg. Team Drive Start.

I20: The number of drives that start inside (not including) the 20 yd line.

WEEK 15 / THROUGH MONDAY, DECEMBER 16, 2019

NFL / KICKOFFS (Kicking Team)

Rank	Team	TotKO	AdjKO	TB	TB%	EZ	EZ%	OB	I20	Avg.Start
1)	Houston	73	72	40	55.6	48	65.8	0	13	23.3
2)	Cleveland	70	68	27	39.7	42	60.0	2	13	23.4
3)	Cincinnati	57	53	38	71.7	44	77.2	1	6	23.7
4)	Arizona	72	71	37	52.1	51	70.8	2	14	23.7
5)	Los Angeles Char	67	64	33	51.6	46	68.7	0	9	24.0
6)	Oakland	61	61	34	55.7	45	73.8	0	6	24.0
7)	San Francisco	86	84	40	47.6	60	69.8	0	12	24.3
8)	Kansas City	86	82	55	67.1	62	72.1	0	5	24.4
9)	New York Giants	62	61	42	68.9	48	77.4	2	8	24.6
10)	Jacksonville	65	60	35	58.3	41	63.1	0	6	24.6
11)	Tennessee	67	64	33	51.6	45	67.2	0	9	24.6
12)	Carolina	70	65	60	92.3	62	88.6	0	2	24.7
13)	Tampa Bay	89	88	80	90.9	86	96.6	1	5	24.7
14)	New England	81	79	51	64.6	62	76.5	3	8	24.9
15)	Pittsburgh	68	67	28	41.8	38	55.9	0	7	24.9
16)	Indianapolis	67	66	51	77.3	56	83.6	0	4	24.9
17)	New York Jets	59	55	29	52.7	36	61.0	0	8	24.9
18)	Minnesota	79	75	59	78.7	73	92.4	1	4	25.0
19)	Green Bay	69	69	39	56.5	55	79.7	1	9	25.2
20)	Baltimore	93	92	49	53.3	67	72.0	0	11	25.3
21)	Dallas	78	73	42	57.5	62	79.5	3	10	25.3
22)	Washington	56	52	41	78.8	47	83.9	0	3	25.3
23)	Atlanta	75	64	40	62.5	53	70.7	4	4	25.4
24)	Los Angeles Rams	73	71	57	80.3	62	84.9	3	4	25.5
25)	Seattle	77	74	56	75.7	60	77.9	0	3	25.9
26)	Detroit	72	68	22	32.4	39	54.2	1	10	25.9
27)	New Orleans	81	81	65	80.2	73	90.1	0	4	26.0
28)	Denver	61	60	45	75.0	54	88.5	0	3	26.1
29)	Buffalo	67	67	41	61.2	49	73.1	0	7	26.1
30)	**Philadelphia**	**70**	**67**	**48**	**71.6**	**55**	**78.6**	**0**	**3**	**26.7**
31)	Chicago	59	56	31	55.4	38	64.4	3	6	26.8
32)	Miami	61	58	40	69.0	47	77.0	0	3	28.2
	Totals	**2271**	**2187**	**1388**	**63.5**	**1706**	**78.0**	**27**	**219**	**25.0**

Note: Average team drive start DOES NOT include onside kicks or kickoffs at the end of a half unless either kickoff is returned for a touchdown. All other kickoffs (returned kickoffs, fair catches, touchback and kickoffs out of bounds) are included. Kickoffs resulting in the kicking team retaining possession are not included.

ADJ KO: Adjusted kickoffs are used to compute the Avg. Team Drive Start.

I20: The number of drives that start inside (not including) the 20 yd line.

WEEK 15 / THROUGH MONDAY, DECEMBER 16, 2019

NFL / SINGLE-GAME HIGHS / PLAYERS

Most Points-- 24, (4 times in Non-Overtime Games)
Passing Yards-- 517, Goff, LA-R vs. T.B., 9/29, (45-68, 517, 2 td, 3 int)
Longest Pass-- 93, Ryan, Atl. vs. Car., 12/8, (to Zaccheaus, Olamide, td)
Passing Touchdowns-- 5, Wilson, Sea. vs. T.B., 11/3 (OT), (29-43, 378, 5 td, 0 int)
Passing Touchdowns-- 5, (6 times in Non-Overtime Games)
Rushing Yards-- 225, Fournette, Jax at Denv., 9/29, (29-225, 0 td)
Rushing Attempts-- 30, Mixon, Cin. vs. Balt., 11/10, (30-114, 0 td)
Longest Rush-- 91, Dam. Williams, K.C. vs. Minn., 11/3, td
Receptions-- 15, Ekeler, LA-C vs. Denv., 10/6, (15-86, 0 td)
Receiving Yards-- 226, Cooper, Dal. vs. G.B., 10/6, (11-226, 1 td)
Kickoff Return Yards-- 198, Grant, Miami vs. Buff., 11/17, (5-198, 1 td)
Kickoff Returns-- 7, Walker, Jax at Tenn., 11/24, (7-157, 0 td)
Longest Kickoff Return-- 102, Patterson, Chi. vs. N.O., 10/20, td
Punt Return Yards-- 86, D. Johnson, Pitt. at Ariz., 12/8, (2-86, 1 fc, 1 td)
Punt Returns-- 8, Olszewski, N.E. vs. NY-J, 9/22, (8-44, 1 fc, 0 td)
Longest Punt Return-- 85, D. Johnson, Pitt. at Ariz., 12/8, td
Interceptions-- 2, (24 times in Non-Overtime Games)
Longest Interception Return-- 96, Fitzpatrick, Pitt. vs. Ind., 11/3, td
Sacks-- 4.0, (4 times in Non-Overtime Games)
Scrimmage Yards-- 245, Fournette, Jax at Denv., 9/29, (Rush 29-225, Rec 2-20)
Longest Punt-- 79, Way, Wash. at Car., 12/1
Punts-- 10, Edwards, NY-J at N.E., 9/22, (10-464, 46.4)
Punts-- 10, Way, Wash. vs. N.E., 10/6, (10-500, 50.0)
Field Goals Made-- 7, Sanders, Miami at NY-J, 12/8, (7-8, 53 lg)
Longest Field Goal-- 63, Maher, Dal. vs. Phil., 10/20

WEEK 15 / THROUGH MONDAY, DECEMBER 16, 2019

300-Yard Passing Games

517, Goff, LAR vs. TB 09/29 (45-68, 2 TD)
463, Prescott, DAL vs. GB 10/06 (27-44, 2 TD)
460, Schaub, ATL vs. SEA 10/27 (39-52, 1 TD)
458, Winston, TB at DET 12/15 (28-42, 4 TD)
456, Winston, TB vs. IND 12/08 (33-45, 4 TD)
446, Mahomes, KC at TEN 11/10 (36-50, 3 TD)
444, Prescott, DAL at DET 11/17 (29-46, 3 TD)
443, Mahomes, KC at OAK 09/15 (30-44, 4 TD)
429, Rodgers, GB vs. OAK 10/20 (25-31, 5 TD)
426, Watson, HOU vs. ATL 10/06 (28-33, 5 TD)
424, Goff, LAR at ARI 12/01 (32-43, 2 TD)
424, Garoppolo, SF vs. ARI 11/17 (34-45, 4 TD)
422, Rodgers, GB vs. PHI 09/26 (34-53, 2 TD)
418, Dalton, CIN at SEA 09/08 (35-51, 2 TD)
406, Wilson, SEA vs. NO 09/22 (32-50, 2 TD)
406, Stafford, DET at OAK 11/03 (26-41, 3 TD)
405, Prescott, DAL vs. NYG 09/08 (25-32, 4 TD)
400, Winston, TB vs. CAR 10/13 (30-54, 1 TD)
397, Prescott, DAL vs. MIN 11/10 (28-46, 3 TD)
397, Ryan, ATL vs. TEN 09/29 (35-53, 0 TD)
395, Goff, LAR at SEA 10/03 (29-49, 1 TD)
391, Tannehill, TEN at OAK 12/08 (21-27, 3 TD)
385, Stafford, DET at ARI 09/08 (ot) (27-45, 3 TD)
385, Winston, TB at LAR 09/29 (28-41, 4 TD)
380, Keenum, WAS at PHI 09/08 (30-44, 3 TD)
380, Winston, TB vs. NYG 09/22 (23-37, 3 TD)
378, Mahomes, KC at JAX 09/08 (25-33, 3 TD)
378, Wilson, SEA vs. TB 11/03 (ot) (29-43, 5 TD)
374, Minshew, JAX at CAR 10/06 (26-44, 2 TD)
374, Mahomes, KC vs. BAL 09/22 (27-37, 3 TD)
373, Brees, NO vs. ARI 10/27 (34-43, 3 TD)
372, Goff, LAR vs. CIN 10/27 (17-31, 2 TD)
370, Brees, NO vs. HOU 09/09 (32-43, 2 TD)
365, R. Fitzpatrick, MIA vs. PHI 12/01 (27-39, 3 TD)
364, Stafford, DET vs. MIN 10/20 (30-45, 4 TD)
358, Winston, TB vs. ARI 11/10 (30-48, 1 TD)
356, Ryan, ATL at ARI 10/13 (30-36, 4 TD)
355, Prescott, DAL vs. BUF 11/28 (32-49, 2 TD)
353, Rivers, LAC vs. KC 11/18 (28-52, 1 TD)
351, Watson, HOU at LAC 09/22 (25-34, 3 TD)
349, K. Murray, ARI at BAL 09/15 (25-40, 0 TD)
349, Brees, NO vs. SF 12/08 (29-40, 5 TD)
349, Garoppolo, SF at NO 12/08 (26-35, 4 TD)
348, Brady, NE at WAS 10/06 (28-42, 3 TD)
342, Mayfield, CLE at BAL 09/29 (20-30, 1 TD)
342, Stafford, DET vs. NYG 10/27 (25-32, 3 TD)
341, Brady, NE vs. PIT 09/08 (24-36, 3 TD)
340, K. Murray, ARI vs. ATL 10/13 (27-37, 3 TD)
340, Mahomes, KC vs. DEN 12/15 (27-34, 2 TD)
338, Cousins, MIN at DET 10/20 (24-34, 4 TD)
338, Darnold, NYJ vs. DAL 10/13 (23-32, 2 TD)
338, Trubisky, CHI at DET 11/28 (29-38, 3 TD)
336, D. Jones, NYG at TB 09/22 (23-36, 2 TD)
335, Winston, TB at SEA 11/03 (ot) (29-44, 2 TD)
334, Trubisky, CHI at GB 12/15 (29-53, 1 TD)
334, Prescott, DAL at CHI 12/05 (27-49, 1 TD)
334, Brady, NE vs. NYG 10/10 (31-41, 0 TD)
333, Cousins, MIN vs. PHI 10/13 (22-29, 4 TD)
333, Rivers, LAC vs. IND 09/08 (ot) (25-34, 3 TD)
333, Newton, CAR vs. TB 09/12 (25-51, 0 TD)
332, Keenum, WAS vs. CHI 09/23 (30-43, 2 TD)
331, Tannehill, TEN at CAR 11/03 (27-39, 1 TD)
330, Ryan, ATL at HOU 10/06 (32-46, 3 TD)
329, Rivers, LAC at TEN 10/20 (24-38, 2 TD)
329, Dalton, CIN at LAR 10/27 (32-52, 1 TD)
327, Mayfield, CLE vs. MIA 11/24 (24-34, 3 TD)
326, Brady, NE at HOU 12/01 (24-47, 3 TD)
326, Brissett, IND vs. HOU 10/20 (26-39, 4 TD)
325, Mayfield, CLE at NYJ 09/16 (19-35, 1 TD)
325, Wentz, PHI vs. NYG 12/09 (ot) (33-50, 2 TD)
325, Allen, CAR vs. ATL 11/17 (31-50, 0 TD)
324, L. Jackson, BAL at MIA 09/08 (17-20, 5 TD)
324, K. Murray, ARI at TB 11/10 (27-44, 3 TD)
323, R. Fitzpatrick, MIA vs. BUF 11/17 (32-45, 0 TD)
322, D. Jones, NYG at DET 10/27 (28-41, 4 TD)
321, Mahomes, KC vs. IND 10/06 (22-39, 1 TD)
320, Rivers, LAC vs. PIT 10/13 (26-44, 2 TD)
320, Ryan, ATL vs. PHI 09/15 (27-43, 3 TD)
319, Brissett, IND vs. TEN 12/01 (25-40, 1 TD)
319, Cousins, MIN vs. DEN 11/17 (29-35, 3 TD)
318, Rivers, LAC vs. HOU 09/22 (31-46, 2 TD)
317, Garoppolo, SF at ARI 10/31 (28-37, 4 TD)
315, Mahomes, KC at DET 09/29 (24-42, 0 TD)
315, Darnold, NYJ vs. OAK 11/24 (20-29, 2 TD)
314, Rivers, LAC at JAX 12/08 (16-22, 3 TD)
314, Bridgewater, NO vs. TB 10/06 (26-34, 4 TD)
313, Wentz, PHI vs. WAS 09/08 (28-39, 3 TD)
313, Winston, TB at ATL 11/24 (18-28, 3 TD)
313, Winston, TB vs. NO 11/17 (30-51, 2 TD)
313, Ryan, ATL vs. CAR 12/08 (20-34, 2 TD)
312, Ryan, ATL vs. NO 11/28 (35-50, 2 TD)
312, Tannehill, TEN vs. LAC 10/20 (23-29, 2 TD)
311, Ryan, ATL at CAR 11/17 (21-31, 1 TD)
311, Brees, NO vs. CAR 11/24 (30-39, 3 TD)
311, Dalton, CIN vs. SF 09/15 (26-42, 2 TD)
310, Rivers, LAC at MIA 09/29 (24-30, 2 TD)
310, Brissett, IND vs. ATL 09/22 (28-37, 2 TD)
310, Wentz, PHI at MIA 12/01 (28-46, 3 TD)
309, Minshew, JAX vs. HOU 11/03 (27-47, 0 TD)
309, Lock, DEN at HOU 12/08 (22-27, 3 TD)
308, D. Jones, NYG at NYJ 11/10 (26-40, 4 TD)
308, K. Murray, ARI vs. DET 09/08 (ot) (29-54, 2 TD)
308, Watson, HOU at IND 10/20 (23-34, 1 TD)
307, Allen, CAR at GB 11/10 (28-43, 1 TD)
307, Rivers, LAC vs. MIN 12/15 (28-39, 1 TD)
307, Brees, NO vs. IND 12/16 (29-30, 4 TD)
306, Brady, NE vs. NYJ 09/22 (28-42, 2 TD)
306, Cousins, MIN at NYG 10/06 (22-27, 2 TD)
306, Wentz, PHI at MIN 10/13 (26-40, 2 TD)
306, Manning, NYG at DAL 09/08 (30-44, 1 TD)
305, Rodgers, GB at KC 10/27 (23-33, 3 TD)
304, Mariota, TEN at JAX 09/19 (23-40, 0 TD)
304, Ryan, ATL at IND 09/22 (29-34, 3 TD)
304, Ryan, ATL at MIN 09/08 (33-46, 2 TD)
303, Flacco, DEN vs. JAX 09/29 (22-38, 3 TD)
301, Winston, TB at TEN 10/27 (21-43, 2 TD)
300, Wilson, SEA at PIT 09/15 (29-35, 3 TD)

WEEK 15 / THROUGH MONDAY, DECEMBER 16, 2019

100-Yard Receiving Games

226, Cooper, DAL vs. GB 10/06 (11 rec., 1 TD)
220, C. Kupp, LAR vs. CIN 10/27 (7 rec., 1 TD)
217, Fuller, HOU vs. ATL 10/06 (14 rec., 3 TD)
198, M. Evans, TB at TEN 10/27 (11 rec., 2 TD)
198, Watkins, KC at JAX 09/08 (9 rec., 3 TD)
190, M. Evans, TB vs. NYG 09/22 (8 rec., 3 TD)
184, Godwin, TB at ATL 11/24 (7 rec., 2 TD)
183, K. Allen, LAC vs. HOU 09/22 (13 rec., 2 TD)
182, Thomas, NO vs. TB 10/06 (11 rec., 2 TD)
180, M. Evans, TB at SEA 11/03 (ot) (12 rec., 1 TD)
180, D. Adams, GB vs. PHI 09/26 (10 rec., 0 TD)
172, Woods, LAR at ARI 12/01 (13 rec., 0 TD)
172, Godwin, TB at LAR 09/29 (12 rec., 2 TD)
172, Robinson, KC at OAK 09/15 (6 rec., 2 TD)
167, Landry, CLE at BAL 09/29 (8 rec., 0 TD)
167, Diggs, MIN vs. PHI 10/13 (7 rec., 3 TD)
164, Woods, LAR vs. TB 09/29 (13 rec., 0 TD)
164, Chark, JAX at CAR 10/06 (8 rec., 2 TD)
161, Beckham, CLE at NYJ 09/16 (6 rec., 1 TD)
159, D. Parker, MIA vs. PHI 12/01 (7 rec., 2 TD)
159, A. Jones, GB at KC 10/27 (7 rec., 2 TD)
158, Golladay, DET vs. CHI 11/28 (4 rec., 1 TD)
158, Ross, CIN at SEA 09/08 (7 rec., 2 TD)
158, Gallup, DAL vs. NYG 09/08 (7 rec., 0 TD)
157, Sanders, SF at NO 12/08 (7 rec., 1 TD)
157, Hill, KC at TEN 11/10 (11 rec., 1 TD)
154, D. Jackson, PHI vs. WAS 09/08 (8 rec., 2 TD)
154, D. Slayton, NYG at PHI 12/09 (ot) (5 rec., 2 TD)
154, Lockett, SEA vs. NO 09/22 (11 rec., 1 TD)
153, A. Brown, TEN at OAK 12/08 (5 rec., 2 TD)
152, J. Jones, ATL vs. SEA 10/27 (10 rec., 0 TD)
152, Thomas, NO vs. ATL 11/10 (13 rec., 0 TD)
152, Lockett, SEA vs. TB 11/03 (ot) (13 rec., 2 TD)
151, Godwin, TB vs. CAR 10/13 (10 rec., 0 TD)
148, Gallup, DAL at DET 11/17 (9 rec., 0 TD)
148, Landry, CLE vs. MIA 11/24 (10 rec., 2 TD)
147, Cooper, DAL vs. MIN 11/10 (11 rec., 1 TD)
147, M. Brown, BAL at MIA 09/08 (4 rec., 2 TD)
146, Chark, JAX vs. KC 09/08 (4 rec., 1 TD)
143, Diggs, MIN vs. WAS 10/24 (7 rec., 0 TD)
143, Ridley, ATL at CAR 11/17 (8 rec., 1 TD)
143, Diggs, MIN at DET 10/20 (7 rec., 0 TD)
142, Kelce, KC vs. DEN 12/15 (11 rec., 0 TD)
140, Hill, KC vs. MIN 11/03 (6 rec., 1 TD)
140, Miller, CHI at DET 11/28 (9 rec., 0 TD)
140, Fuller, HOU vs. IND 11/21 (7 rec., 0 TD)
138, Kirk, ARI at TB 11/10 (6 rec., 3 TD)
137, Erickson, CIN vs. JAX 10/20 (8 rec., 0 TD)
137, Jeffery, PHI at MIA 12/01 (9 rec., 1 TD)
137, Brown, BUF at MIA 11/17 (9 rec., 2 TD)
136, Everett, LAR at SEA 10/03 (7 rec., 0 TD)
135, A. Brown, TEN vs. JAX 11/24 (4 rec., 1 TD)
135, D. Parker, MIA vs. BUF 11/17 (7 rec., 0 TD)
134, J. Jones, ATL at SF 12/15 (13 rec., 2 TD)
134, Thomas, NO vs. SF 12/08 (11 rec., 1 TD)
134, Waller, OAK at MIN 09/22 (13 rec., 0 TD)
134, Samuel, SF vs. ARI 11/17 (8 rec., 0 TD)
134, Kittle, SF vs. ATL 12/15 (13 rec., 0 TD)
133, Valdes-Scantling, GB vs. OAK 10/20 (2 rec., 1 TD)
132, Golladay, DET at OAK 11/03 (4 rec., 1 TD)
131, Thomas, NO at CHI 10/20 (9 rec., 0 TD)
131, Hockenson, DET at ARI 09/08 (ot) (6 rec., 1 TD)
131, Robinson, CHI vs. NYG 11/24 (6 rec., 1 TD)
130, Thielen, MIN at NYG 10/06 (7 rec., 2 TD)
130, McLaurin, WAS vs. PHI 12/15 (5 rec., 1 TD)
130, Hooper, ATL vs. TEN 09/29 (9 rec., 0 TD)
129, Kittle, SF vs. GB 11/24 (6 rec., 1 TD)
128, J. Jones, ATL at IND 09/22 (8 rec., 1 TD)
128, Thomas, NO vs. IND 12/16 (12 rec., 1 TD)
126, Moore, CAR at NO 11/24 (6 rec., 2 TD)
126, Waller, OAK at GB 10/20 (7 rec., 2 TD)
126, M. Jones, DET at OAK 11/03 (8 rec., 1 TD)
125, R. Anderson, NYJ vs. DAL 10/13 (5 rec., 1 TD)
125, Godwin, TB at NO 10/06 (7 rec., 2 TD)
125, McLaurin, WAS at PHI 09/08 (5 rec., 1 TD)
125, Robinson, CHI at GB 12/15 (7 rec., 0 TD)
123, K. Allen, LAC vs. IND 09/08 (ot) (8 rec., 1 TD)
123, Brown, BUF at NYJ 09/08 (7 rec., 1 TD)
123, Thomas, NO vs. HOU 09/09 (10 rec., 0 TD)
123, Golladay, DET vs. NYG 10/27 (6 rec., 2 TD)
123, T. Boyd, CIN vs. ARI 10/06 (10 rec., 1 TD)
123, Metcalf, SEA vs. TB 11/03 (ot) (6 rec., 1 TD)
122, T. Boyd, CIN vs. SF 09/15 (10 rec., 0 TD)
122, Waller, OAK vs. JAX 12/15 (8 rec., 0 TD)
121, Godwin, TB at CAR 09/12 (8 rec., 1 TD)
121, Godwin, TB at DET 12/15 (5 rec., 0 TD)
121, McCaffrey, CAR vs. ATL 11/17 (11 rec., 0 TD)
121, Diggs, MIN vs. DEN 11/17 (5 rec., 1 TD)
121, D. Slayton, NYG at NYJ 11/10 (10 rec., 2 TD)
121, Golladay, DET at GB 10/14 (5 rec., 0 TD)
121, C. Kupp, LAR vs. TB 09/29 (9 rec., 1 TD)
120, C. Kupp, LAR vs. NO 09/15 (5 rec., 0 TD)
120, Hopkins, HOU vs. DEN 12/08 (7 rec., 1 TD)
120, Lockett, SEA at CAR 12/15 (8 rec., 1 TD)
120, Moore, CAR at GB 11/10 (9 rec., 0 TD)
120, Sutton, DEN at OAK 09/09 (7 rec., 0 TD)
119, Hopkins, HOU at TEN 12/15 (6 rec., 0 TD)
118, Miller, CHI at GB 12/15 (9 rec., 1 TD)
118, Ekeler, LAC at TEN 10/20 (7 rec., 1 TD)
118, D. Adams, GB vs. CAR 11/10 (7 rec., 0 TD)
117, R. Anderson, NYJ vs. MIA 12/08 (7 rec., 1 TD)
117, M. Williams, LAC at DEN 12/01 (5 rec., 0 TD)
117, Hooper, ATL at ARI 10/13 (8 rec., 1 TD)
117, C. Kupp, LAR at SEA 10/03 (9 rec., 1 TD)
117, Golladay, DET vs. LAC 09/15 (8 rec., 1 TD)
116, Engram, NYG at DAL 09/08 (11 rec., 1 TD)
116, Higbee, LAR vs. SEA 12/08 (7 rec., 0 TD)
115, Fant, DEN vs. CLE 11/03 (3 rec., 1 TD)
115, Cobb, DAL at DET 11/17 (4 rec., 1 TD)
114, Thomas, NO at TB 11/17 (8 rec., 1 TD)
114, Kirk, ARI at BAL 09/15 (6 rec., 0 TD)
114, A. Brown, TEN vs. HOU 12/15 (8 rec., 1 TD)
113, Edelman, NE vs. NYG 10/10 (9 rec., 0 TD)
113, Sutton, DEN at MIN 11/17 (5 rec., 0 TD)
113, Perriman, TB at DET 12/15 (5 rec., 3 TD)
113, Engram, NYG at TB 09/22 (6 rec., 1 TD)
113, Fitzgerald, ARI vs. DET 09/08 (ot) (8 rec., 1 TD)
113, Moore, CAR vs. SEA 12/15 (8 rec., 0 TD)
113, Fant, DEN at HOU 12/08 (4 rec., 1 TD)
113, Gallup, DAL vs. GB 10/06 (7 rec., 1 TD)
112, Andrews, BAL vs. ARI 09/15 (8 rec., 1 TD)
112, Sanders, SF at ARI 10/31 (7 rec., 1 TD)
112, Ekeler, LAC at JAX 12/08 (4 rec., 1 TD)
112, Samuel, SF vs. SEA 11/11 (ot) (8 rec., 0 TD)
112, Cooks, LAR at CLE 09/22 (8 rec., 0 TD)
112, Thomas, NO vs. ARI 10/27 (11 rec., 1 TD)
112, Ross, CIN vs. SF 09/15 (4 rec., 1 TD)
111, Hopkins, HOU at NO 09/09 (8 rec., 2 TD)
111, Washington, PIT vs. CLE 12/01 (4 rec., 1 TD)
111, S. Shepard, NYG vs. MIA 12/15 (9 rec., 0 TD)
111, M. Williams, LAC vs. GB 11/03 (3 rec., 0 TD)
111, Higbee, LAR at DAL 12/15 (12 rec., 0 TD)
110, Olsen, CAR vs. TB 09/12 (6 rec., 0 TD)
110, Beasley, BUF at DAL 11/28 (6 rec., 1 TD)
110, Edelman, NE at WAS 10/06 (8 rec., 1 TD)
109, Hopkins, HOU vs. OAK 10/27 (11 rec., 0 TD)
109, Griffin, NYJ at WAS 11/17 (5 rec., 1 TD)
109, Pascal, IND vs. TEN 12/01 (7 rec., 0 TD)
109, Gallup, DAL at CHI 12/05 (6 rec., 0 TD)
108, Diggs, MIN at CHI 09/29 (7 rec., 0 TD)
108, J. Jones, ATL at ARI 10/13 (8 rec., 0 TD)
108, Andrews, BAL at MIA 09/08 (8 rec., 1 TD)
108, Ekeler, LAC vs. KC 11/18 (8 rec., 0 TD)
107, Higbee, LAR at ARI 12/01 (7 rec., 1 TD)
107, Kelce, KC at OAK 09/15 (7 rec., 1 TD)
107, Agholor, PHI at ATL 09/15 (8 rec., 1 TD)
106, D. Adams, GB vs. MIN 09/15 (7 rec., 0 TD)
106, Pascal, IND vs. HOU 10/20 (6 rec., 2 TD)
106, Cooper, DAL vs. PHI 10/20 (5 rec., 0 TD)
106, Cooper, DAL vs. NYG 09/08 (6 rec., 1 TD)
106, Edelman, NE at HOU 12/01 (6 rec., 1 TD)
106, Cobb, DAL vs. MIN 11/10 (6 rec., 1 TD)
106, Hopkins, HOU at IND 10/20 (9 rec., 1 TD)
106, J. Jones, ATL vs. PHI 09/15 (5 rec., 2 TD)
105, Amendola, DET vs. MIN 10/20 (8 rec., 0 TD)
105, M. Johnson, IND at TB 12/08 (3 rec., 1 TD)
105, Ridley, ATL vs. PHI 09/15 (8 rec., 1 TD)
105, Williams, OAK vs. DEN 09/09 (6 rec., 1 TD)
105, Stills, HOU at IND 10/20 (4 rec., 0 TD)
104, Amendola, DET at ARI 09/08 (ot) (7 rec., 1 TD)
104, Sanders, DEN vs. JAX 09/29 (5 rec., 0 TD)
104, Chark, JAX at IND 11/17 (8 rec., 2 TD)
104, Fitzgerald, ARI at BAL 09/15 (5 rec., 0 TD)
103, Ertz, PHI vs. CHI 11/03 (9 rec., 1 TD)
103, Pringle, KC vs. IND 10/06 (6 rec., 1 TD)
103, Westbrook, JAX at CIN 10/20 (6 rec., 0 TD)
103, Lazard, GB at NYG 12/01 (3 rec., 1 TD)
103, Smith-Schuster, PIT vs. MIA 10/28 (5 rec., 1 TD)
103, Conley, JAX vs. NYJ 10/27 (4 rec., 1 TD)
103, Kittle, SF at LAR 10/13 (8 rec., 0 TD)
103, D. Adams, GB vs. CHI 12/15 (7 rec., 1 TD)
102, Robinson, CHI vs. GB 09/05 (7 rec., 0 TD)
102, Amendola, DET vs. TB 12/15 (8 rec., 0 TD)
102, Tate, NYG at NE 10/10 (6 rec., 1 TD)
101, Ginn, NO vs. HOU 09/09 (7 rec., 0 TD)
101, C. Kupp, LAR at CLE 09/22 (11 rec., 2 TD)
101, Beckham, CLE vs. SEA 10/13 (6 rec., 0 TD)
101, M. Jones, DET at PHI 09/22 (6 rec., 1 TD)
101, R. Anderson, NYJ at CIN 12/01 (7 rec., 0 TD)
101, Moore, CAR vs. TEN 11/03 (7 rec., 0 TD)
101, T. Boyd, CIN vs. PIT 11/24 (5 rec., 1 TD)
101, Thomas, NO vs. CAR 11/24 (10 rec., 1 TD)
100, Lockett, SEA at ATL 10/27 (6 rec., 0 TD)
100, Waller, OAK at KC 12/01 (7 rec., 0 TD)
100, A. Brown, TEN at CLE 09/08 (3 rec., 0 TD)
100, Henry, LAC vs. PIT 10/13 (8 rec., 2 TD)
100, S. Shepard, NYG at TB 09/22 (7 rec., 1 TD)
100, McLaurin, WAS at MIA 10/13 (4 rec., 2 TD)

WEEK 15 / THROUGH MONDAY, DECEMBER 16, 2019

100-Yard Rushing Games

225, Fournette, JAX at DEN 09/29 (29 att., 0 TD)
188, Henry, TEN vs. KC 11/10 (23 att., 2 TD)
176, McCaffrey, CAR vs. JAX 10/06 (19 att., 2 TD)
174, Mack, IND at LAC 09/08 (ot) (25 att., 1 TD)
165, Chubb, CLE at BAL 09/29 (20 att., 3 TD)
160, Hyde, HOU at JAX 11/03 (19 att., 0 TD)
159, Henry, TEN vs. JAX 11/24 (19 att., 2 TD)
154, Cook, MIN at GB 09/15 (20 att., 1 TD)
153, McCaffrey, CAR at ARI 09/22 (24 att., 1 TD)
152, L. Jackson, BAL vs. CIN 10/13 (19 att., 1 TD)
149, Henry, TEN at IND 12/01 (26 att., 1 TD)
146, McCaffrey, CAR vs. TEN 11/03 (24 att., 2 TD)
146, Mostert, SF at BAL 12/01 (19 att., 1 TD)
146, Mixon, CIN at CLE 12/08 (23 att., 1 TD)
145, Conner, PIT vs. MIA 10/28 (23 att., 1 TD)
142, Cook, MIN at DET 10/20 (25 att., 2 TD)
139, Elliott, DAL at NYG 11/04 (23 att., 0 TD)
137, Drake, ARI vs. CLE 12/15 (22 att., 4 TD)
136, Mixon, CIN vs. NE 12/15 (25 att., 0 TD)
135, Montgomery, CHI vs. LAC 10/27 (27 att., 1 TD)
134, A. Jones, GB vs. WAS 12/08 (16 att., 1 TD)
133, Carson, SEA at CAR 12/15 (24 att., 2 TD)
132, Mack, IND at KC 10/06 (29 att., 0 TD)
132, Cook, MIN at NYG 10/06 (21 att., 0 TD)
131, Pollard, DAL vs. LAR 12/15 (12 att., 1 TD)
131, Chubb, CLE at NE 10/27 (20 att., 0 TD)
131, Fournette, JAX at CIN 10/20 (29 att., 0 TD)
129, Guice, WAS at CAR 12/01 (10 att., 2 TD)
129, Penny, SEA at PHI 11/24 (14 att., 1 TD)
128, McCaffrey, CAR vs. LAR 09/08 (19 att., 2 TD)
127, Chubb, CLE at ARI 12/15 (17 att., 1 TD)
126, Edmonds, ARI at NYG 10/20 (27 att., 3 TD)
125, Elliott, DAL vs. MIA 09/22 (19 att., 0 TD)
125, K. Johnson, DET vs. KC 09/29 (26 att., 0 TD)
125, Dam. Williams, KC vs. MIN 11/03 (12 att., 1 TD)
124, Jacobs, OAK at GB 10/20 (21 att., 0 TD)
124, Carson, SEA at CLE 10/13 (24 att., 1 TD)
123, Jacobs, OAK vs. CHI 10/06 (26 att., 2 TD)
122, Sanders, PHI at WAS 12/15 (19 att., 1 TD)
122, Chubb, CLE vs. SEA 10/13 (20 att., 2 TD)
121, Breida, SF at CIN 09/15 (12 att., 0 TD)
120, L. Jackson, BAL vs. ARI 09/15 (16 att., 0 TD)
120, Barkley, NYG at DAL 09/08 (11 att., 0 TD)
120, Jacobs, OAK vs. DET 11/03 (28 att., 2 TD)
119, Murray, NO at CHI 10/20 (27 att., 2 TD)
118, Carson, SEA vs. LAR 10/03 (27 att., 0 TD)
118, Peterson, WAS at MIA 10/13 (23 att., 0 TD)
117, Elliott, DAL vs. LAR 12/15 (24 att., 2 TD)
117, McCaffrey, CAR at SF 10/27 (14 att., 1 TD)
116, A. Jones, GB vs. MIN 09/15 (23 att., 1 TD)
116, Chubb, CLE vs. BUF 11/10 (20 att., 0 TD)
116, L. Jackson, BAL at SEA 10/20 (14 att., 1 TD)
116, Hyde, HOU at KC 10/13 (26 att., 1 TD)
116, J. Williams, IND vs. JAX 11/17 (13 att., 0 TD)
115, Ingram, BAL vs. NE 11/03 (15 att., 0 TD)
114, Lindsay, DEN at LAC 10/06 (15 att., 1 TD)
114, Mixon, CIN vs. BAL 11/10 (30 att., 0 TD)
114, Breida, SF vs. CLE 10/07 (11 att., 1 TD)
112, Jacobs, OAK vs. CIN 11/17 (23 att., 0 TD)
112, Barkley, NYG vs. MIA 12/15 (24 att., 2 TD)
112, Edwards, BAL vs. HOU 11/17 (8 att., 1 TD)
111, Elliott, DAL vs. PHI 10/20 (22 att., 1 TD)
111, Elliott, DAL at WAS 09/15 (23 att., 1 TD)
111, Cook, MIN vs. ATL 09/08 (21 att., 2 TD)
111, Ingram, BAL at LAR 11/25 (15 att., 1 TD)
110, Drake, ARI vs. SF 10/31 (15 att., 1 TD)
110, Cook, MIN vs. OAK 09/22 (16 att., 1 TD)
109, Gore, BUF vs. NE 09/29 (17 att., 0 TD)
109, Mack, IND vs. JAX 11/17 (14 att., 1 TD)
108, Peterson, WAS at BUF 11/03 (18 att., 0 TD)
108, Fournette, JAX at CAR 10/06 (23 att., 1 TD)
108, McCaffrey, CAR at GB 11/10 (20 att., 1 TD)
108, Gordon, LAC at OAK 11/07 (22 att., 1 TD)
107, Barkley, NYG vs. BUF 09/15 (18 att., 1 TD)
107, A. Jones, GB at DAL 10/06 (19 att., 4 TD)
107, Ingram, BAL at MIA 09/08 (14 att., 2 TD)
106, Chubb, CLE vs. CIN 12/08 (15 att., 0 TD)
106, Singletary, BUF vs. DEN 11/24 (21 att., 0 TD)
106, Chubb, CLE vs. MIA 11/24 (21 att., 1 TD)
105, T. Coleman, SF vs. CAR 10/27 (11 att., 3 TD)
105, Carson, SEA vs. TB 11/03 (ot) (16 att., 0 TD)
105, Elliott, DAL at NYJ 10/13 (28 att., 1 TD)
104, J. Williams, GB vs. DET 10/14 (14 att., 0 TD)
104, Jacobs, OAK at KC 12/01 (17 att., 0 TD)
104, Hyde, HOU at TEN 12/15 (26 att., 1 TD)
104, J. Williams, IND at HOU 11/21 (26 att., 1 TD)
104, Carson, SEA at ARI 09/29 (22 att., 0 TD)
103, Pollard, DAL vs. MIA 09/22 (13 att., 1 TD)
103, Henry, TEN at OAK 12/08 (18 att., 2 TD)
103, Ingram, BAL at KC 09/22 (16 att., 3 TD)
102, Carson, SEA vs. MIN 12/02 (23 att., 1 TD)
102, Murray, NO vs. ARI 10/27 (21 att., 1 TD)
101, Ekeler, LAC at JAX 12/08 (8 att., 0 TD)
101, L. Jackson, BAL vs. SF 12/01 (16 att., 1 TD)
100, Henry, TEN at ATL 09/29 (27 att., 0 TD)

WEEK 15 / THROUGH MONDAY, DECEMBER 16, 2019

NFL / LEADING PASSERS

Player, Team	Att	Comp	Pct Comp	Yds	Avg Gain	TD	Pct TD	Long	Int	Pct Int	Rating Points
Brees, N.O.	310	235	75.8	2447	7.89	21	6.8	49	4	1.3	115.3
Tannehill, Ten.	239	171	71.5	2272	9.51	17	7.1	91t	6	2.5	114.6
L. Jackson, Bal.	370	245	66.2	2889	7.81	33	8.9	83t	6	1.6	112.8
Cousins, Min.	413	291	70.5	3481	8.43	25	6.1	66	5	1.2	111.1
Wilson, Sea.	445	300	67.4	3708	8.33	28	6.3	60t	5	1.1	109.3
Mahomes, K.C.	426	280	65.7	3606	8.46	23	5.4	83t	4	0.9	106.2
Stafford, Det.	291	187	64.3	2499	8.59	19	6.5	66	5	1.7	106.0
Garoppolo, S.F.	427	295	69.1	3445	8.07	26	6.1	75t	11	2.6	102.8
Watson, Hou.	463	314	67.8	3668	7.92	26	5.6	54	11	2.4	100.4
Rodgers, G.B.	474	300	63.3	3463	7.31	24	5.1	74t	2	0.4	100.4
Carr, Oak.	437	306	70.0	3372	7.72	19	4.3	65t	8	1.8	99.5
Prescott, Dal.	519	340	65.5	4334	8.35	26	5.0	62	11	2.1	99.3
Ryan, Atl.	520	346	66.5	3769	7.25	24	4.6	93t	12	2.3	93.5
Wentz, Phi.	**527**	**334**	**63.4**	**3431**	**6.51**	**25**	**4.7**	**53t**	**7**	**1.3**	**92.3**
*Minshew, Jac.	400	245	61.3	2795	6.99	17	4.3	70t	5	1.3	91.2
Brissett, Ind.	395	246	62.3	2661	6.74	18	4.6	50	6	1.5	90.9
Rivers, LA-C	506	332	65.6	4055	8.01	21	4.2	84t	18	3.6	89.2
Winston, T.B.	554	342	61.7	4573	8.25	30	5.4	71t	24	4.3	87.9
*K. Murray, Ariz	482	312	64.7	3279	6.80	17	3.5	88t	10	2.1	87.5
Brady, N.E.	551	331	60.1	3565	6.47	21	3.8	59	7	1.3	86.5
Flacco, Den.	262	171	65.3	1822	6.95	6	2.3	70t	5	1.9	85.1
Goff, LA-R	535	338	63.2	3996	7.47	17	3.2	66	15	2.8	84.8
Allen, Buf.	430	255	59.3	2876	6.69	18	4.2	51	9	2.1	84.6
Darnold, NY-J	379	234	61.7	2642	6.97	17	4.5	92t	12	3.2	84.3
Trubisky, Chi.	445	282	63.4	2774	6.23	17	3.8	53	10	2.2	84.2
*D. Jones, NY-G	370	228	61.6	2374	6.42	18	4.9	75t	11	3.0	84.0
R. Fitzpatrick, Mia.	409	252	61.6	2790	6.82	15	3.7	50	12	2.9	81.9
Allen, Car.	448	278	62.1	3027	6.76	17	3.8	52t	15	3.3	80.6
Rudolph, Pit.	263	162	61.6	1636	6.22	12	4.6	76t	9	3.4	80.3
Mayfield, Cle.	474	285	60.1	3356	7.08	17	3.6	89t	17	3.6	78.7
Dalton, Cin.	444	265	59.7	2908	6.55	11	2.5	66t	13	2.9	75.2

NFL / LEADING PASSERS, RANKS

Player, Team	Att	Comp	Pct Comp	Yds	Avg Gain	TD	Pct TD	Long	Int	Pct Int	Rating Points
Brees, N.O.	27	25	1	27	11	12t	3	2t	7	1
Tannehill, Ten.	31	29t	2	29	1	20t	2	9t	20	2
L. Jackson, Bal.	25t	23t	9	19	12	1	1	9t	10	3
Cousins, Min.	20	14	3	10	4	7t	7	4t	4	4
Wilson, Sea.	13t	11t	7	6	6	3	5	4t	3	5
Mahomes, K.C.	19	17	10	8	3	11	10	2t	2	6
Stafford, Det.	28	28	15	26	2	15t	4	4t	11	7
Garoppolo, S.F.	18	13	5	12	8	4t	6	19t	21	8
Watson, Hou.	11	8	6	7	10	4t	8	19t	19	9
Rodgers, G.B.	9t	11t	18	11	15	9t	11	1	1	10
Carr, Oak.	16	10	4	14	13	15t	19	14	12	11
Prescott, Dal.	6	3	12	2	5	4t	12	19t	16	12
Ryan, Atl.	5	1	8	5	16	9t	15	23t	18	13
Wentz, Phi.	**4**	**5**	**16**	**13**	**27**	**7t**	**14**	**12t**	**8**	**14**
*Minshew, Jac.	22	23t	27	21	18	20t	20	4t	5	15
Brissett, Ind.	23	22	20	24	24	17t	17	9t	9	16
Rivers, LA-C	7	6	11	3	9	12t	22	30	29	17
Winston, T.B.	1	2	23	1	7	2	9	31	31	18
*K. Murray, Ariz	8	9	14	16	22	20t	28	17t	14	19
Brady, N.E.	2	7	29	9	28	12t	24	12t	6	20
Flacco, Den.	30	29t	13	30	20	34t	31	4t	13	21
Goff, LA-R	3	4	19	4	14	20t	29	27t	22	22
Allen, Buf.	17	20	31	20	25	17t	21	15t	15	23
Darnold, NY-J	24	26	22	25	19	20t	18	23t	26	24
Trubisky, Chi.	13t	16	17	23	30	20t	23	17t	17	25
*D. Jones, NY-G	25t	27	24	28	29	17t	13	19t	25	26
R. Fitzpatrick, Mia.	21	21	25	22	21	28	26	23t	24	27
Allen, Car.	12	18	21	17	23	20t	25	27t	27	28
Rudolph, Pit.	29	31	26	31	31	29	16	15t	28	29
Mayfield, Cle.	9t	15	28	15	17	20t	27	29	30	30
Dalton, Cin.	15	19	30	18	26	30	30	26	23	31

WEEK 15 / THROUGH MONDAY, DECEMBER 16, 2019

NFL / FOURTH-QUARTER PASSING LEADERS

Rank	Player, Team	Att	Comp	Comp%	Yards	YPA	TD	TD%	Int	Int%	Rating
1)	Schaub, Atl.	37	29	78.4	314	8.49	3	8.1	0	0.0	129.1
2)	Tannehill, Ten.	87	66	75.9	794	9.13	8	9.2	2	2.3	124.4
3)	Allen, Buf.	91	54	59.3	725	7.97	8	8.8	0	0.0	114.0
4)	Cousins, Min.	82	56	68.3	771	9.40	6	7.3	2	2.4	112.4
5)	Stafford, Det.	77	48	62.3	604	7.84	7	9.1	1	1.3	111.6
6)	Brees, N.O.	74	52	70.3	582	7.86	5	6.8	1	1.4	110.3
7)	Ryan, Atl.	152	108	71.1	1062	6.99	11	7.2	3	2.0	106.3
8)	Watson, Hou.	111	76	68.5	920	8.29	9	8.1	4	3.6	105.7
9)	Mariota, Ten.	35	23	65.7	247	7.06	2	5.7	0	0.0	105.3
10)	Wilson, Sea.	117	76	65.0	995	8.50	6	5.1	1	0.9	105.2
11)	Bridgewater, N.O.	43	30	69.8	292	6.79	2	4.7	0	0.0	104.0
12)	L. Jackson, Bal.	88	55	62.5	652	7.41	7	8.0	2	2.3	102.1
13)	Carr, Oak.	110	79	71.8	837	7.61	4	3.6	1	0.9	102.0
14)	Garoppolo, S.F.	95	66	69.5	629	6.62	5	5.3	1	1.1	100.7
15)	Keenum, Was.	57	38	66.7	342	6.00	3	5.3	0	0.0	100.2
16)	Rodgers, G.B.	109	70	64.2	786	7.21	7	6.4	2	1.8	99.4
17)	Prescott, Dal.	147	92	62.6	1191	8.10	6	4.1	4	2.7	90.3
18)	Flacco, Den.	77	50	64.9	468	6.08	3	3.9	1	1.3	89.1
19)	Brady, N.E.	108	66	61.1	656	6.07	4	3.7	1	0.9	86.8
20)	Allen, Car.	134	84	62.7	797	5.95	4	3.0	1	0.7	85.9
21)	*K. Murray, Ariz	117	73	62.4	804	6.87	6	5.1	4	3.4	85.6
22)	*Minshew, Jac.	148	86	58.1	936	6.32	8	5.4	4	2.7	83.6
23)	**Wentz, Phi.**	**156**	**97**	**62.2**	**1093**	**7.01**	**5**	**3.2**	**4**	**2.6**	**83.1**
24)	Mahomes, K.C.	69	38	55.1	512	7.42	2	2.9	1	1.4	82.5
25)	R. Fitzpatrick, Mia.	132	88	66.7	947	7.17	3	2.3	4	3.0	82.5
26)	Manning, NY-G	35	23	65.7	223	6.37	1	2.9	1	2.9	81.0
27)	Rudolph, Pit.	54	31	57.4	322	5.96	3	5.6	2	3.7	77.9
28)	Brissett, Ind.	101	58	57.4	627	6.21	4	4.0	3	3.0	76.6
29)	Darnold, NY-J	109	59	54.1	710	6.51	3	2.8	2	1.8	75.9
30)	Goff, LA-R	145	89	61.4	995	6.86	4	2.8	6	4.1	73.8
31)	Trubisky, Chi.	125	74	59.2	743	5.94	4	3.2	4	3.2	73.5
32)	Rivers, LA-C	152	92	60.5	1078	7.09	6	3.9	8	5.3	73.3
33)	*Haskins, Was.	64	36	56.3	486	7.59	3	4.7	4	6.3	70.2
34)	*D. Jones, NY-G	127	73	57.5	715	5.63	2	1.6	3	2.4	68.8
35)	Winston, T.B.	148	82	55.4	1150	7.77	6	4.1	9	6.1	68.8
36)	Dalton, Cin.	153	87	56.9	983	6.42	4	2.6	6	3.9	68.6
37)	Driskel, Cin.-Det.	41	19	46.3	268	6.54	2	4.9	2	4.9	63.9
38)	Mayfield, Cle.	118	66	55.9	768	6.51	4	3.4	7	5.9	62.4
39)	*Blough, Det.	47	29	61.7	243	5.17	1	2.1	3	6.4	55.5
40)	*Hodges, Pit.	43	26	60.5	219	5.09	0	0.0	4	9.3	34.9
41)	Rosen, Mia.	41	17	41.5	151	3.68	0	0.0	3	7.3	21.5

NFL / THIRD-DOWN PASSING LEADERS

Rank	Player, Team	Att	Comp	Comp%	Yards	YPA	TD	TD%	Int	Int%	Rating
1)	Carr, Oak.	123	82	66.7	1107	9.00	13	10.6	1	0.8	127.0
2)	Stafford, Det.	83	53	63.9	735	8.86	6	7.2	0	0.0	116.3
3)	L. Jackson, Bal.	89	54	60.7	689	7.74	9	10.1	1	1.1	113.9
4)	Mahomes, K.C.	100	61	61.0	905	9.05	8	8.0	1	1.0	113.1
5)	Cousins, Min.	113	76	67.3	939	8.31	8	7.1	2	1.8	109.0
6)	Watson, Hou.	115	79	68.7	942	8.19	7	6.1	2	1.7	106.5
7)	Ryan, Atl.	124	72	58.1	973	7.85	9	7.3	2	1.6	100.6
8)	Wilson, Sea.	112	68	60.7	975	8.71	6	5.4	2	1.8	99.4
9)	**Wentz, Phi.**	**141**	**81**	**57.4**	**877**	**6.22**	**11**	**7.8**	**1**	**0.7**	**98.9**
10)	Allen, Buf.	114	67	58.8	828	7.26	8	7.0	2	1.8	97.4
11)	Prescott, Dal.	127	78	61.4	1049	8.26	6	4.7	2	1.6	96.9
12)	Garoppolo, S.F.	116	78	67.2	813	7.01	7	6.0	3	2.6	96.7
13)	*D. Jones, NY-G	102	64	62.7	709	6.95	8	7.8	4	3.9	93.1
14)	Brissett, Ind.	118	71	60.2	867	7.35	6	5.1	2	1.7	92.7
15)	Rodgers, G.B.	120	66	55.0	950	7.92	4	3.3	1	0.8	88.5
16)	Goff, LA-R	126	73	57.9	1077	8.55	8	6.3	6	4.8	87.3
17)	*K. Murray, Ariz	130	77	59.2	767	5.90	5	3.8	1	0.8	85.6
18)	*Minshew, Jac.	107	57	53.3	738	6.90	6	5.6	3	2.8	82.2
19)	Rudolph, Pit.	71	39	54.9	541	7.62	4	5.6	3	4.2	80.8
20)	Rivers, LA-C	124	72	58.1	959	7.73	8	6.5	7	5.6	80.7
21)	Trubisky, Chi.	116	66	56.9	718	6.19	5	4.3	3	2.6	78.9
22)	Brady, N.E.	142	73	51.4	899	6.33	8	5.6	4	2.8	78.3
23)	Darnold, NY-J	108	59	54.6	718	6.65	7	6.5	5	4.6	77.6
24)	Mayfield, Cle.	123	68	55.3	762	6.20	6	4.9	4	3.3	76.7
25)	Winston, T.B.	136	82	60.3	959	7.05	8	5.9	9	6.6	73.7
26)	R. Fitzpatrick, Mia.	92	49	53.3	703	7.64	2	2.2	5	5.4	62.9
27)	Allen, Car.	109	56	51.4	578	5.30	6	5.5	6	5.5	62.4
28)	Flacco, Den.	73	42	57.5	406	5.56	0	0.0	2	2.7	61.8
29)	Dalton, Cin.	120	63	52.5	685	5.71	1	0.8	4	3.3	58.5

WEEK 15 / THROUGH MONDAY, DECEMBER 16, 2019

NFL / LEADING RUSHERS

Rank	Player, Team	Att	Yards	Avg	Long	TD
1)	Chubb, Cle.	270	1408	5.2	88t	8
2)	Henry, Ten.	271	1329	4.9	74t	13
3)	McCaffrey, Car.	265	1307	4.9	84t	14
4)	Carson, Sea.	270	1190	4.4	59	7
5)	Elliott, Dal.	270	1188	4.4	31	11
6)	*Jacobs, Oak.	242	1150	4.8	51	7
7)	Cook, Min.	250	1135	4.5	75t	13
8)	L. Jackson, Bal. (QB)	159	1103	6.9	47t	7
9)	Fournette, Jac.	250	1081	4.3	81	3
10)	Hyde, Hou.	224	1030	4.6	58	5
11)	Ingram, Bal.	194	963	5.0	53	10
12)	Mixon, Cin.	231	925	4.0	30	3
13)	Mack, Ind.	216	919	4.3	63t	5
14)	Lindsay, Den.	187	849	4.5	40	6
15)	A. Jones, G.B.	188	830	4.4	42	14
16)	Peterson, Was.	183	784	4.3	29	4
17)	Michel, N.E.	208	742	3.6	26	6
18)	Gurley, LA-R	188	741	3.9	25	10
19)	*Singletary, Buf.	136	729	5.4	38	2
20)	Barkley, NY-G	178	722	4.1	59	4
21)	*Montgomery, Chi.	206	719	3.5	55	5
22)	***Sanders, Phi.**	**150**	**687**	**4.6**	**65t**	**2**
23)	Kamara, N.O.	152	678	4.5	30	1
24)	Bell, NY-J	204	676	3.3	19	3
25)	Mostert, S.F.	116	662	5.7	41t	5
26)	Breida, S.F.	119	607	5.1	83t	1
27)	Drake, Mia.-Ariz	134	591	4.4	36	5
28)	Gore, Buf.	160	573	3.6	41	2
29)	Murray, N.O.	122	562	4.6	30t	5
30)	Gordon, LA-C	139	551	4.0	24	5
31)	Freeman, Atl.	153	545	3.6	28	1
32)	Jones, T.B.	147	541	3.7	25	5
33)	**J. Howard, Phi.**	**119**	**525**	**4.4**	**20**	**6**
34)	Edwards, Bal.	100	515	5.2	63t	2
35)	*K. Murray, Ariz (QB)	85	504	5.9	35	4
36t)	T. Coleman, S.F.	127	500	3.9	48t	6
36t)	Ekeler, LA-C	119	500	4.2	35	3
38)	Freeman, Den.	121	472	3.9	26	2
39)	Allen, Buf. (QB)	102	467	4.6	36	9
40)	McCoy, K.C.	101	465	4.6	39	4
41)	*Mattison, Min.	100	462	4.6	35	1
42)	Barber, T.B.	143	447	3.1	17	6
43)	Conner, Pit.	110	432	3.9	25	4
44)	J. Williams, G.B.	101	427	4.2	45	1
45)	*Pollard, Dal.	70	395	5.6	44t	2
46)	D. Johnson, Hou.	77	394	5.1	40	1
47)	Watson, Hou. (QB)	75	376	5.0	30	7
48)	Penny, Sea.	65	370	5.7	58t	3
49)	D. Johnson, Ariz	92	342	3.7	18	2
50)	*Snell, Pit.	83	321	3.9	23	1

WEEK 15 / THROUGH MONDAY, DECEMBER 16, 2019

NFL / THIRD-AND-ONE RUSHING LEADERS

Rank	Player, Team	Att	FD	Pct
1t)	**Wentz, Phi.**	**9**	**9**	**100.0**
1t)	Garoppolo, S.F.	7	7	100.0
1t)	Brissett, Ind.	5	5	100.0
1t)	Ballage, Mia.	4	4	100.0
1t)	Mayfield, Cle.	4	4	100.0
1t)	K. Smith, Atl.	4	4	100.0
7)	Gurley, LA-R	11	10	90.9
8)	Henry, Ten.	10	9	90.0
9)	Elliott, Dal.	9	8	88.9
10)	Allen, Buf.	8	7	87.5
11)	*Jacobs, Oak.	7	6	85.7
12t)	Cook, Min.	6	5	83.3
12t)	Ekeler, LA-C	6	5	83.3
12t)	L. Jackson, Bal.	6	5	83.3
12t)	*K. Murray, Ariz	6	5	83.3
12t)	White, N.E.	6	5	83.3
17t)	Hyde, Hou.	11	9	81.8
17t)	Mixon, Cin.	11	9	81.8
19t)	Carson, Sea.	20	16	80.0
19t)	Cousins, Min.	5	4	80.0
19t)	McCoy, K.C.	5	4	80.0
19t)	*Snell, Pit.	5	4	80.0
19t)	Watt, LA-C	5	4	80.0
24)	Barber, T.B.	7	5	71.4
25t)	Fournette, Jac.	10	7	70.0
25t)	Michel, N.E.	10	7	70.0
27t)	Barkley, NY-G	6	4	66.7
27t)	K. Johnson, Det.	6	4	66.7
29)	Chubb, Cle.	8	5	62.5
30t)	Bell, NY-J	7	4	57.1
30t)	Mack, Ind.	7	4	57.1

WEEK 15 / THROUGH MONDAY, DECEMBER 16, 2019

NFL / LEADERS IN RECEPTIONS

Rank	Player, Team	Rec	Yards	Avg	Long	TD
1)	Thomas, N.O.	133	1552	11.7	49	8
2)	Hopkins, Hou.	99	1142	11.5	43t	7
3)	McCaffrey, Car. (RB)	94	814	8.7	25t	4
4)	Edelman, N.E.	92	1019	11.1	44	6
5)	K. Allen, LA-C	90	1046	11.6	45	5
6t)	Godwin, T.B.	86	1333	15.5	71t	9
6t)	Moore, Car.	86	1174	13.7	52t	4
6t)	Kelce, K.C. (TE)	86	1131	13.2	47	4
9)	**Ertz, Phi. (TE)**	**84**	**888**	**10.6**	**30**	**6**
10t)	C. Kupp, LA-R	83	1031	12.4	66	8
10t)	Robinson, Chi.	83	1023	12.3	49	7
12)	J. Jones, Atl.	82	1150	14.0	54t	6
13)	Waller, Oak. (TE)	80	1001	12.5	48	3
14)	Ekeler, LA-C (RB)	78	892	11.4	84t	8
15)	T. Boyd, Cin.	76	859	11.3	47	3
16t)	Lockett, Sea.	75	994	13.3	44t	7
16t)	Woods, LA-R	75	950	12.7	48	1
18)	Landry, Cle.	74	1018	13.8	65	5
19t)	Kittle, S.F. (TE)	73	888	12.2	61t	4
19t)	Fournette, Jac. (RB)	73	488	6.7	27	0
19t)	Kamara, N.O. (RB)	73	485	6.6	41	1
22t)	Cooper, Dal.	71	1073	15.1	53t	8
22t)	Brown, Buf.	71	1007	14.2	40t	5
24t)	M. Evans, T.B.	67	1157	17.3	67t	8
24t)	Chark, Jac.	67	956	14.3	69	8
24t)	Beckham, Cle.	67	910	13.6	89t	2
24t)	Fitzgerald, Ariz	67	711	10.6	54	3
24t)	Cohen, Chi. (RB)	67	387	5.8	31	3
29)	Crowder, NY-J	66	707	10.7	41	5
30)	White, N.E. (RB)	65	588	9.0	59	4
31t)	Sutton, Den.	63	1019	16.2	70t	6
31t)	Ridley, Atl.	63	866	13.7	36	7
31t)	D. Adams, G.B.	63	788	12.5	58	4
34)	M. Jones, Det.	62	779	12.6	47	9
35t)	Hooper, Atl. (TE)	61	660	10.8	35	6
35t)	Kirk, Ariz	61	649	10.6	69t	3
37t)	Diggs, Min.	60	1073	17.9	66	5
37t)	Sanders, Den.-S.F.	60	783	13.1	75t	5
37t)	Beasley, Buf.	60	670	11.2	51	6
40)	D. Parker, Mia.	59	954	16.2	50	8
41t)	Andrews, Bal. (TE)	58	759	13.1	51	8
41t)	Amendola, Det.	58	641	11.1	47t	1
43t)	Westbrook, Jac.	57	583	10.2	39	2
43t)	Witten, Dal. (TE)	57	491	8.6	33	4
43t)	Bell, NY-J (RB)	57	404	7.1	23	1
46t)	Golladay, Det.	56	1052	18.8	75t	10
46t)	Gallup, Dal.	56	911	16.3	62	3
48t)	Cook, Min. (RB)	53	519	9.8	31	0
48t)	Sanu, Atl.-N.E.	53	461	8.7	28	2
50t)	*Metcalf, Sea.	52	819	15.8	54	6
50t)	Higbee, LA-R (TE)	52	546	10.5	33	2

WEEK 15 / THROUGH MONDAY, DECEMBER 16, 2019

NFL / RECEIVING YARDAGE LEADERS

Rank	Player, Team	Yards	Rec	Avg	Long	TD
1)	Thomas, N.O.	1552	133	11.7	49	8
2)	Godwin, T.B.	1333	86	15.5	71t	9
3)	Moore, Car.	1174	86	13.7	52t	4
4)	M. Evans, T.B.	1157	67	17.3	67t	8
5)	J. Jones, Atl.	1150	82	14.0	54t	6
6)	Hopkins, Hou.	1142	99	11.5	43t	7
7)	Kelce, K.C. (TE)	1131	86	13.2	47	4
8t)	Cooper, Dal.	1073	71	15.1	53t	8
8t)	Diggs, Min.	1073	60	17.9	66	5
10)	Golladay, Det.	1052	56	18.8	75t	10
11)	K. Allen, LA-C	1046	90	11.6	45	5
12)	C. Kupp, LA-R	1031	83	12.4	66	8
13)	Robinson, Chi.	1023	83	12.3	49	7
14t)	Edelman, N.E.	1019	92	11.1	44	6
14t)	Sutton, Den.	1019	63	16.2	70t	6
16)	Landry, Cle.	1018	74	13.8	65	5
17)	Brown, Buf.	1007	71	14.2	40t	5
18)	Waller, Oak. (TE)	1001	80	12.5	48	3
19)	Lockett, Sea.	994	75	13.3	44t	7
20)	Chark, Jac.	956	67	14.3	69	8
21)	D. Parker, Mia.	954	59	16.2	50	8
22)	Woods, LA-R	950	75	12.7	48	1
23)	M. Williams, LA-C	912	44	20.7	56	2
24)	Gallup, Dal.	911	56	16.3	62	3
25)	Beckham, Cle.	910	67	13.6	89t	2
26)	*A. Brown, Ten.	893	47	19.0	91t	7
27)	Ekeler, LA-C (RB)	892	78	11.4	84t	8
28t)	**Ertz, Phi. (TE)**	**888**	**84**	**10.6**	**30**	**6**
28t)	Kittle, S.F. (TE)	888	73	12.2	61t	4
30)	Ridley, Atl.	866	63	13.7	36	7
31)	T. Boyd, Cin.	859	76	11.3	47	3
32)	*McLaurin, Was.	833	51	16.3	75t	7
33)	*Metcalf, Sea.	819	52	15.8	54	6
34)	McCaffrey, Car. (RB)	814	94	8.7	25t	4
35)	D. Adams, G.B.	788	63	12.5	58	4
36)	Sanders, Den.-S.F.	783	60	13.1	75t	5
37)	M. Jones, Det.	779	62	12.6	47	9
38)	Andrews, Bal. (TE)	759	58	13.1	51	8
39)	R. Anderson, NY-J	729	47	15.5	92t	4
40)	Hill, K.C.	727	49	14.8	57t	7
41)	Fitzgerald, Ariz	711	67	10.6	54	3
42)	Crowder, NY-J	707	66	10.7	41	5
43)	Washington, Pit.	694	39	17.8	79t	3
44)	*D. Slayton, NY-G	690	44	15.7	55t	8
45)	Conley, Jac.	681	42	16.2	70t	4
46)	Cobb, Dal.	674	45	15.0	59	3
47)	Beasley, Buf.	670	60	11.2	51	6
48)	*Samuel, S.F.	669	48	13.9	42t	3
49)	Hooper, Atl. (TE)	660	61	10.8	35	6
50)	Fuller, Hou.	659	47	14.0	54	3

WEEK 15 / THROUGH MONDAY, DECEMBER 16, 2019

NFL / THIRD-DOWN RECEIVING LEADERS

Rank	Player, Team	Rec	Yards	Avg	Long	TD
1)	C. Kupp, LA-R	32	501	15.7	66	5
2t)	Thomas, N.O.	25	323	12.9	41	0
2t)	White, N.E. (RB)	25	248	9.9	59	3
4t)	J. Jones, Atl.	24	336	14.0	48	1
4t)	K. Allen, LA-C	24	296	12.3	31	2
4t)	Kittle, S.F. (TE)	24	232	9.7	30t	1
7t)	Crowder, NY-J	23	327	14.2	41	4
7t)	Moore, Car.	23	283	12.3	52	1
7t)	Andrews, Bal. (TE)	23	278	12.1	51	2
10t)	Sutton, Den.	21	308	14.7	52	2
10t)	Godwin, T.B.	21	275	13.1	28	2
10t)	Beasley, Buf.	21	243	11.6	29	3
10t)	Hopkins, Hou.	21	195	9.3	34	1
14t)	Golladay, Det.	20	362	18.1	75t	3
14t)	*D. Johnson, Pit.	20	259	13.0	45t	1
14t)	Robinson, Chi.	20	241	12.1	32	1
17t)	Diggs, Min.	19	391	20.6	54t	2
17t)	Brown, Buf.	19	328	17.3	38t	1
17t)	Eifert, Cin. (TE)	19	196	10.3	27	0
20t)	Chark, Jac.	18	276	15.3	35t	4
20t)	Hill, K.C.	18	251	13.9	46t	2
20t)	M. Jones, Det.	18	246	13.7	33	1
20t)	Woods, LA-R	18	242	13.4	48	0
20t)	Cobb, Dal.	18	187	10.4	32	1
20t)	McCaffrey, Car. (RB)	18	156	8.7	24	1
26t)	Williams, Oak.	17	313	18.4	46t	4
26t)	Conley, Jac.	17	285	16.8	31	1
26t)	Landry, Cle.	17	255	15.0	34	1
26t)	T. Boyd, Cin.	17	207	12.2	26	0
26t)	**Ertz, Phi. (TE)**	**17**	**188**	**11.1**	**27**	**2**
31t)	*Renfrow, Oak.	16	216	13.5	65t	2
31t)	Amendola, Det.	16	208	13.0	46	0
31t)	Doyle, Ind. (TE)	16	198	12.4	20	1
31t)	Kelce, K.C. (TE)	16	191	11.9	34	0
31t)	Fitzgerald, Ariz	16	165	10.3	41	1
36t)	M. Williams, LA-C	15	291	19.4	50	2
36t)	*Metcalf, Sea.	15	278	18.5	37	1
36t)	Cooper, Dal.	15	240	16.0	45t	2
36t)	Lockett, Sea.	15	192	12.8	38	1
36t)	Edelman, N.E.	15	160	10.7	20	1
41t)	Pascal, Ind.	14	238	17.0	37	2
41t)	*D. Slayton, NY-G	14	226	16.1	55t	3
41t)	D. Adams, G.B.	14	168	12.0	40	1
41t)	R. Anderson, NY-J	14	168	12.0	39	1
41t)	Ekeler, LA-C (RB)	14	166	11.9	84t	1
41t)	Humphries, Ten.	14	149	10.6	25	1
41t)	**Jeffery, Phi.**	**14**	**131**	**9.4**	**16**	**2**
41t)	Cohen, Chi. (RB)	14	113	8.1	24	1
41t)	McKissic, Det. (RB)	14	105	7.5	22	0
41t)	Bell, NY-J (RB)	14	94	6.7	13	1
41t)	Freeman, Den. (RB)	14	78	5.6	15	0

WEEK 15 / THROUGH MONDAY, DECEMBER 16, 2019

NFL / LEADING SCORERS, NONKICKERS

Rank	Player, Team	TD	Rush	Rec	Ret	X2	Pts
1)	McCaffrey, Car. (RB)	18	14	4	0	1	110
2)	A. Jones, G.B. (RB)	17	14	3	0	0	102
3)	Henry, Ten. (RB)	15	13	2	0	0	90
4)	Ingram, Bal. (RB)	14	10	4	0	2	88
5)	Sanders, Mia. (K)	1	0	1	0	0	87
6)	Cook, Min. (RB)	13	13	0	0	0	78
7)	Gurley, LA-R (RB)	12	10	2	0	1	74
8)	Elliott, Dal. (RB)	12	11	1	0	0	72
9)	Ekeler, LA-C (RB)	11	3	8	0	0	66
10)	Golladay, Det. (WR)	10	0	10	0	0	60
11t)	Allen, Buf. (QB)	9	9	0	0	1	56
11t)	Godwin, T.B. (WR)	9	0	9	0	1	56
13t)	Carson, Sea. (RB)	9	7	2	0	0	54
13t)	M. Jones, Det. (WR)	9	0	9	0	0	54
15t)	Chark, Jac. (WR)	8	0	8	0	1	50
15t)	M. Evans, T.B. (WR)	8	0	8	0	1	50
17t)	Andrews, Bal. (TE)	8	0	8	0	0	48
17t)	Chubb, Cle. (RB)	8	8	0	0	0	48
17t)	Cooper, Dal. (WR)	8	0	8	0	0	48
17t)	C. Kupp, LA-R (WR)	8	0	8	0	0	48
17t)	D. Parker, Mia. (WR)	8	0	8	0	0	48
17t)	*D. Slayton, NY-G (WR)	8	0	8	0	0	48
17t)	Thomas, N.O. (WR)	8	0	8	0	0	48
17t)	Watson, Hou. (QB)	8	7	1	0	0	48
25t)	Barber, T.B. (RB)	7	6	1	0	1	44
25t)	Hopkins, Hou. (WR)	7	0	7	0	1	44
25t)	Ridley, Atl. (WR)	7	0	7	0	1	44
28t)	*A. Brown, Ten. (WR)	7	0	7	0	0	42
28t)	*M. Brown, Bal. (WR)	7	0	7	0	0	42
28t)	T. Coleman, S.F. (RB)	7	6	1	0	0	42
28t)	Conner, Pit. (RB)	7	4	3	0	0	42
28t)	Fells, Hou. (TE)	7	0	7	0	0	42
28t)	Hill, K.C. (WR)	7	0	7	0	0	42
28t)	**J. Howard, Phi. (RB)**	**7**	**6**	**1**	**0**	**0**	**42**
28t)	L. Jackson, Bal. (QB)	7	7	0	0	0	42
28t)	*Jacobs, Oak. (RB)	7	7	0	0	0	42
28t)	Lockett, Sea. (WR)	7	0	7	0	0	42
28t)	*McLaurin, Was. (WR)	7	0	7	0	0	42
28t)	Mostert, S.F. (RB)	7	5	2	0	0	42
28t)	Robinson, Chi. (WR)	7	0	7	0	0	42
28t)	Samuel, Car. (WR)	7	1	6	0	0	42
28t)	Thielen, Min. (WR)	7	1	6	0	0	42
43)	Beasley, Buf. (WR)	6	0	6	0	2	40
44t)	**Ertz, Phi. (TE)**	**6**	**0**	**6**	**0**	**1**	**38**
44t)	Hooper, Atl. (TE)	6	0	6	0	1	38
44t)	*Metcalf, Sea. (WR)	6	0	6	0	1	38
44t)	Rudolph, Min. (TE)	6	0	6	0	1	38
48t)	Cook, N.O. (TE)	6	0	6	0	0	36
48t)	Edelman, N.E. (WR)	6	0	6	0	0	36
48t)	Gordon, LA-C (RB)	6	5	1	0	0	36
48t)	*Hardman, K.C. (WR)	6	0	6	0	0	36
48t)	T. Hill, N.O. (QB)	6	1	5	0	0	36
48t)	D. Johnson, Ariz (RB)	6	2	4	0	0	36
48t)	J. Jones, Atl. (WR)	6	0	6	0	0	36
48t)	Lindsay, Den. (RB)	6	6	0	0	0	36
48t)	Michel, N.E. (RB)	6	6	0	0	0	36
48t)	Mixon, Cin. (RB)	6	3	3	0	0	36
48t)	*Montgomery, Chi. (RB)	6	5	1	0	0	36
48t)	Murray, N.O. (RB)	6	5	1	0	0	36
48t)	Sutton, Den. (WR)	6	0	6	0	0	36
48t)	J. Williams, G.B. (RB)	6	1	5	0	0	36
48t)	Williams, Oak. (WR)	6	0	6	0	0	36

WEEK 15 / THROUGH MONDAY, DECEMBER 16, 2019

NFL / LEADING SCORERS, KICKERS

Rank	Player, Team	PAT	FG	Pct	Long	Pts
1)	Butker, K.C.	39/41	31/35	.886	54	132
2)	Lutz, N.O.	37/38	31/35	.886	58	130
3)	Tucker, Bal.	51/53	23/24	.958	51	120
4)	*Gay, T.B.	39/44	25/29	.862	58	114
5)	Gonzalez, Ariz	28/29	28/31	.903	54	112
6)	Boswell, Pit.	26/26	27/29	.931	51	107
7)	Bailey, Min.	38/42	22/24	.917	50	104
8t)	Lambo, Jac.	16/17	28/29	.966	53	100
8t)	Prater, Det.	31/32	23/28	.821	55	100
8t)	Zuerlein, LA-R	34/34	22/29	.759	58	100
11)	Myers, Sea.	36/40	21/26	.808	54	99
12)	*Seibert, Cle.	28/31	23/27	.852	53	97
13t)	Maher, Dal.	36/36	20/30	.667	63	96
13t)	*Slye, Car.	30/34	22/29	.759	55	96
15)	McManus, Den.	21/22	24/28	.857	53	93
16)	Gould, S.F.	35/36	19/27	.704	47	92
17)	Bullock, Cin.	20/20	23/27	.852	48	89
18t)	Fairbairn, Hou.	36/41	17/22	.773	54	87
18t)	Sanders, Mia.	21/22	20/26	.769	54	87
20t)	Crosby, G.B.	38/38	16/17	.941	54	86
20t)	**Elliott, Phi.**	**29/31**	**19/21**	**.905**	**53**	**86**
22)	Hauschka, Buf.	28/30	19/25	.760	51	85
23)	Hopkins, Was.	15/16	22/27	.815	53	81
24)	Pineiro, Chi.	26/28	18/23	.783	53	80
25)	Carlson, Oak.	31/33	15/21	.714	48	76
26)	Vinatieri, Ind.	22/28	17/25	.680	55	73
27)	*McLaughlin, ALL totals	19/19	15/20	.750	50	64
28)	Ficken, NY-J	21/24	14/20	.700	53	63
29)	Koo, N.E.-Atl.	11/12	17/19	.895	50	62
30)	Rosas, NY-G	28/32	11/15	.733	45	61
31)	Badgley, LA-C	14/14	12/15	.800	49	50
32)	Bryant, Atl.	14/15	9/14	.643	52	41
33)	Folk, N.E.	8/ 8	10/13	.769	46	38
34)	Gostkowski, N.E.	11/15	7/ 8	.875	41	32
35t)	Long, LA-C	9/ 9	7/ 9	.778	51	30
35t)	Nugent, N.E.	15/16	5/ 8	.625	37	30
37)	Succop, Ten.	24/25	1/ 6	.167	31	27
38)	Santos, Ten.	12/12	4/ 9	.444	53	24
39)	Forbath, N.E.-Dal.	6/ 7	4/ 4	1.000	50	18
40)	Parkey, Ten.	5/ 6	3/ 3	1.000	51	14
41)	Vedvik, NY-J-Cin.	0/ 1	0/ 1	.000	--	0

WEEK 15 / THROUGH MONDAY, DECEMBER 16, 2019

NFL / TOUCHBACKS ON KICKOFFS

Rank	Player, Team	TB
1)	Pinion, T.B.	80
2)	Lutz, N.O.	65
3)	*Slye, Car.	60
4)	Bailey, Min.	59
5t)	Myers, Sea.	56
5t)	Zuerlein, LA-R	56
7)	Butker, K.C.	55
8)	Sanchez, Ind.	51
9)	Tucker, Bal.	49
10)	**Elliott, Phi.**	**48**
11)	McManus, Den.	45
12)	Rosas, NY-G	42
13t)	Hauschka, Buf.	41
13t)	Hopkins, Was.	41
15t)	Fairbairn, Hou.	40
15t)	Sanders, Mia.	40
15t)	*Wishnowsky, S.F.	40
18)	Crosby, G.B.	39
19)	Bullock, Cin.	38
20)	Gonzalez, Ariz	37
21)	Maher, Dal.	36
22)	Carlson, Oak.	34
23)	*Bailey, N.E.	30
24)	Boswell, Pit.	28
25)	*Seibert, Cle.	27
26)	Ficken, NY-J	26
27)	Long, LA-C	25
28t)	Gostkowski, N.E.	21
28t)	Pineiro, Chi.	21
30t)	Koo, N.E.-Atl.	20
30t)	Lambo, Jac.	20
32)	Cooke, Jac.	15
33)	Martin, Det.	14
34)	Santos, Ten.	12
35)	O'Donnell, Chi.	10
36t)	Parkey, Ten.	9
36t)	Redfern, Atl.	9
36t)	Santoso, Ten.	9
39)	Prater, Det.	8
40t)	*McLaughlin, ALL totals	7
40t)	Wile, Atl.-Det.	7
42)	Forbath, N.E.-Dal.	6
43)	Bosher, Atl.	4
44t)	Succop, Ten.	3
44t)	Vedvik, NY-J-Cin.	3
46t)	Badgley, LA-C	1
46t)	Hekker, LA-R	1

WEEK 15 / THROUGH MONDAY, DECEMBER 16, 2019

NFL / MOST YARDS FROM SCRIMMAGE

		Total			Rushing			Receiving		
Rank	Player, Team	Yards	Att+Rec	Avg	Yards	Att	Avg	Yards	Rec	Avg
1)	McCaffrey, Car. (RB)	2121	359	5.9	1307	265	4.9	814	94	8.7
2)	Chubb, Cle. (RB)	1685	305	5.5	1408	270	5.2	277	35	7.9
3)	Cook, Min. (RB)	1654	303	5.5	1135	250	4.5	519	53	9.8
4t)	Elliott, Dal. (RB)	1569	314	5.0	1188	270	4.4	381	44	8.7
4t)	Fournette, Jac. (RB)	1569	323	4.9	1081	250	4.3	488	73	6.7
6)	Thomas, N.O. (WR)	1543	134	11.5	-9	1	-9.0	1552	133	11.7
7)	Henry, Ten. (RB)	1535	289	5.3	1329	271	4.9	206	18	11.4
8)	Carson, Sea. (RB)	1436	306	4.7	1190	270	4.4	246	36	6.8
9)	Ekeler, LA-C (RB)	1392	197	7.1	500	119	4.2	892	78	11.4
10)	Godwin, T.B. (WR)	1341	87	15.4	8	1	8.0	1333	86	15.5
11)	*Jacobs, Oak. (RB)	1316	262	5.0	1150	242	4.8	166	20	8.3
12)	A. Jones, G.B. (RB)	1255	233	5.4	830	188	4.4	425	45	9.4
13)	Moore, Car. (WR)	1214	92	13.2	40	6	6.7	1174	86	13.7
14)	Mixon, Cin. (RB)	1175	263	4.5	925	231	4.0	250	32	7.8
15)	Ingram, Bal. (RB)	1174	218	5.4	963	194	5.0	211	24	8.8
16)	Kamara, N.O. (RB)	1163	225	5.2	678	152	4.5	485	73	6.6
17)	Hopkins, Hou. (WR)	1160	101	11.5	18	2	9.0	1142	99	11.5
18)	M. Evans, T.B. (WR)	1157	67	17.3	0	0	---	1157	67	17.3
19)	J. Jones, Atl. (WR)	1147	84	13.7	-3	2	-1.5	1150	82	14.0
20)	Kelce, K.C. (TE)	1135	87	13.0	4	1	4.0	1131	86	13.2
21)	Diggs, Min. (WR)	1134	65	17.4	61	5	12.2	1073	60	17.9
22)	***Sanders, Phi. (RB)**	**1120**	**192**	**5.8**	**687**	**150**	**4.6**	**433**	**42**	**10.3**
23)	L. Jackson, Bal. (QB)	1103	159	6.9	1103	159	6.9	0	0	---
24)	Bell, NY-J (RB)	1080	261	4.1	676	204	3.3	404	57	7.1
25)	Cooper, Dal. (WR)	1073	71	15.1	0	0	---	1073	71	15.1
26)	K. Allen, LA-C (WR)	1067	92	11.6	21	2	10.5	1046	90	11.6
27)	Hyde, Hou. (RB)	1062	233	4.6	1030	224	4.6	32	9	3.6
28)	Golladay, Det. (WR)	1052	56	18.8	0	0	---	1052	56	18.8
29)	Woods, LA-R (WR)	1050	89	11.8	100	14	7.1	950	75	12.7
30)	Edelman, N.E. (WR)	1046	100	10.5	27	8	3.4	1019	92	11.1
31)	Barkley, NY-G (RB)	1045	223	4.7	722	178	4.1	323	45	7.2
32t)	Lindsay, Den. (RB)	1036	220	4.7	849	187	4.5	187	33	5.7
32t)	Sutton, Den. (WR)	1036	66	15.7	17	3	5.7	1019	63	16.2
34)	C. Kupp, LA-R (WR)	1035	85	12.2	4	2	2.0	1031	83	12.4
35)	Landry, Cle. (WR)	1028	75	13.7	10	1	10.0	1018	74	13.8
36)	Robinson, Chi. (WR)	1023	83	12.3	0	0	---	1023	83	12.3
37)	Brown, Buf. (WR)	1011	72	14.0	4	1	4.0	1007	71	14.2
38)	Waller, Oak. (TE)	1006	82	12.3	5	2	2.5	1001	80	12.5
39)	Mack, Ind. (RB)	995	228	4.4	919	216	4.3	76	12	6.3
40)	Lockett, Sea. (WR)	989	79	12.5	-5	4	-1.3	994	75	13.3
41)	Chark, Jac. (WR)	976	69	14.1	20	2	10.0	956	67	14.3
42)	D. Parker, Mia. (WR)	954	59	16.2	0	0	---	954	59	16.2
43)	Gurley, LA-R (RB)	927	217	4.3	741	188	3.9	186	29	6.4
44)	*Singletary, Buf. (RB)	921	164	5.6	729	136	5.4	192	28	6.9
45)	Beckham, Cle. (WR)	920	70	13.1	10	3	3.3	910	67	13.6
46)	M. Williams, LA-C (WR)	914	45	20.3	2	1	2.0	912	44	20.7
47)	Gallup, Dal. (WR)	911	56	16.3	0	0	---	911	56	16.3
48)	Peterson, Was. (RB)	907	197	4.6	784	183	4.3	123	14	8.8
49)	*A. Brown, Ten. (WR)	904	49	18.4	11	2	5.5	893	47	19.0
50)	Kittle, S.F. (TE)	903	77	11.7	15	4	3.8	888	73	12.2

WEEK 15 / THROUGH MONDAY, DECEMBER 16, 2019

NFL / LEADERS IN FIRST DOWNS

Rank	Player, Team	Rush	Rec	Tot
1)	McCaffrey, Car. (RB)	50	49	99
2)	Elliott, Dal. (RB)	69	19	88
3)	Cook, Min. (RB)	60	26	86
4)	Carson, Sea. (RB)	73	9	82
5)	Thomas, N.O. (WR)	0	78	78
6)	Fournette, Jac. (RB)	52	22	74
7)	Chubb, Cle. (RB)	59	13	72
8)	Hopkins, Hou. (WR)	2	67	69
9t)	Ekeler, LA-C (RB)	28	38	66
9t)	Moore, Car. (WR)	3	63	66
11)	Henry, Ten. (RB)	61	4	65
12t)	Ingram, Bal. (RB)	50	14	64
12t)	L. Jackson, Bal. (QB)	64	0	64
14t)	Godwin, T.B. (WR)	0	63	63
14t)	J. Jones, Atl. (WR)	0	63	63
16t)	*Jacobs, Oak. (RB)	53	8	61
16t)	Mixon, Cin. (RB)	49	12	61
18t)	A. Jones, G.B. (RB)	44	16	60
18t)	Kelce, K.C. (TE)	1	59	60
20)	Mack, Ind. (RB)	57	1	58
21t)	K. Allen, LA-C (WR)	1	53	54
21t)	M. Evans, T.B. (WR)	0	54	54
21t)	Robinson, Chi. (WR)	0	54	54
24t)	Hyde, Hou. (RB)	52	1	53
24t)	Michel, N.E. (RB)	46	7	53
26t)	Brown, Buf. (WR)	0	52	52
26t)	Edelman, N.E. (WR)	2	50	52
26t)	Gurley, LA-R (RB)	45	7	52
29t)	Drake, Mia.-Ariz (RB)	37	14	51
29t)	Kamara, N.O. (RB)	26	25	51
29t)	Landry, Cle. (WR)	1	50	51
32t)	Cooper, Dal. (WR)	0	50	50
32t)	Woods, LA-R (WR)	5	45	50
34)	Ridley, Atl. (WR)	2	47	49
35t)	**Ertz, Phi. (TE)**	**0**	**48**	**48**
35t)	Lockett, Sea. (WR)	0	48	48
35t)	Waller, Oak. (TE)	0	48	48
38t)	Barkley, NY-G (RB)	36	11	47
38t)	Bell, NY-J (RB)	28	19	47
38t)	D. Parker, Mia. (WR)	0	47	47
41t)	*Montgomery, Chi. (RB)	39	7	46
41t)	Sutton, Den. (WR)	1	45	46
43)	Golladay, Det. (WR)	0	45	45
44t)	Kittle, S.F. (TE)	1	43	44
44t)	C. Kupp, LA-R (WR)	0	44	44
46t)	D. Adams, G.B. (WR)	0	43	43
46t)	Peterson, Was. (RB)	36	7	43
46t)	White, N.E. (RB)	14	29	43
49t)	Gallup, Dal. (WR)	0	42	42
49t)	Murray, N.O. (RB)	34	8	42

WEEK 15 / THROUGH MONDAY, DECEMBER 16, 2019

NFL / LEADING PUNTERS

Rank	Player, Team	No	Yards	Lg	Avg	TB	Blk	Dwn	OB	Opp Ret	Ret Yds	In 20	Net Avg
1)	Way, Was.	70	3456	79	49.4	3	0	11	4	34	342	26	43.6
2)	Hekker, LA-R	56	2706	71	48.3	4	1	9	10	23	190	16	42.7
3)	Lee, Ariz	52	2505	64	48.2	4	1	5	4	27	237	17	41.3
4)	Kern, Ten.	67	3184	70	47.5	2	0	9	15	24	223	34	43.6
5)	Long, LA-C	39	1837	60	47.1	2	0	3	2	26	190	13	41.2
6)	**Johnston, Phi.**	**60**	**2826**	**61**	**47.1**	**4**	**0**	**7**	**5**	**27**	**175**	**24**	**42.9**
7)	Dixon, NY-G	60	2786	62	46.4	2	1	15	8	22	133	24	42.8
8)	Cooke, Jac.	68	3135	66	46.1	2	0	10	11	19	87	23	44.2
9)	Koch, Bal.	35	1613	62	46.1	4	1	4	5	12	108	17	39.6
10)	Edwards, NY-J	76	3502	63	46.1	3	0	14	7	40	265	24	41.8
11)	*Gillan, Cle.	54	2486	71	46.0	5	1	11	7	16	143	24	40.8
12)	Berry, Pit.	62	2845	69	45.9	3	0	11	3	26	243	19	41.0
13)	Anger, Hou.	35	1605	71	45.9	2	0	9	0	13	41	18	43.5
14)	Morstead, N.O.	49	2243	64	45.8	1	0	5	6	19	125	25	42.8
15)	*Cole, Oak.	59	2698	60	45.7	5	0	8	3	26	293	28	39.1
16)	Palardy, Car.	65	2946	58	45.3	2	0	7	6	35	273	21	40.5
17)	M. Dickson, Sea.	64	2878	63	45.0	5	0	7	8	27	167	32	40.8
18)	*Bailey, N.E.	75	3367	65	44.9	6	0	11	16	25	151	33	41.3
19)	*Wishnowsky, S.F.	45	2020	65	44.9	2	0	8	5	20	114	19	41.5
20)	Martin, Det.	64	2867	62	44.8	5	0	12	4	25	91	29	41.8
21)	Colquitt, Min.	53	2373	59	44.8	0	0	9	5	19	132	22	42.3
22)	Haack, Mia.	59	2641	62	44.8	2	0	10	6	24	180	19	41.0
23)	O'Donnell, Chi.	75	3336	75	44.5	2	1	11	4	32	229	23	40.4
24)	Huber, Cin.	64	2839	63	44.4	4	0	10	4	19	101	26	41.5
25)	Sanchez, Ind.	53	2346	60	44.3	1	0	8	6	25	145	18	41.2
26)	Colquitt, K.C.	44	1930	68	43.9	2	1	10	1	17	71	19	40.4
27)	Wadman, Den.	69	3021	64	43.8	4	0	8	12	27	234	27	39.2
28)	Scott, G.B.	67	2931	66	43.7	3	0	8	12	24	199	25	39.9
29)	Pinion, T.B.	52	2263	63	43.5	3	0	8	1	22	209	18	38.3
30)	C. Jones, Dal.	42	1780	58	42.4	1	1	8	2	17	153	17	37.4
31)	Bojorquez, Buf.	67	2832	67	42.3	7	1	11	14	14	131	30	37.7

NFL / LEADING PUNTERS, NET AVERAGE

Rank	Player, Team	No	Yards	Lg	Avg	TB	Blk	Dwn	OB	Opp Ret	Ret Yds	In 20	Net Avg
1)	Cooke, Jac.	68	3135	66	46.1	2	0	10	11	19	87	23	44.2
2)	Way, Was.	70	3456	79	49.4	3	0	11	4	34	342	26	43.6
3)	Kern, Ten.	67	3184	70	47.5	2	0	9	15	24	223	34	43.6
4)	Anger, Hou.	35	1605	71	45.9	2	0	9	0	13	41	18	43.5
5)	**Johnston, Phi.**	**60**	**2826**	**61**	**47.1**	**4**	**0**	**7**	**5**	**27**	**175**	**24**	**42.9**
6)	Dixon, NY-G	60	2786	62	46.4	2	1	15	8	22	133	24	42.8
7)	Morstead, N.O.	49	2243	64	45.8	1	0	5	6	19	125	25	42.8
8)	Hekker, LA-R	56	2706	71	48.3	4	1	9	10	23	190	16	42.7
9)	Colquitt, Min.	53	2373	59	44.8	0	0	9	5	19	132	22	42.3
10)	Martin, Det.	64	2867	62	44.8	5	0	12	4	25	91	29	41.8
11)	Edwards, NY-J	76	3502	63	46.1	3	0	14	7	40	265	24	41.8
12)	Huber, Cin.	64	2839	63	44.4	4	0	10	4	19	101	26	41.5
13)	*Wishnowsky, S.F.	45	2020	65	44.9	2	0	8	5	20	114	19	41.5
14)	Lee, Ariz	52	2505	64	48.2	4	1	5	4	27	237	17	41.3
15)	*Bailey, N.E.	75	3367	65	44.9	6	0	11	16	25	151	33	41.3
16)	Long, LA-C	39	1837	60	47.1	2	0	3	2	26	190	13	41.2
17)	Sanchez, Ind.	53	2346	60	44.3	1	0	8	6	25	145	18	41.2
18)	Haack, Mia.	59	2641	62	44.8	2	0	10	6	24	180	19	41.0
19)	Berry, Pit.	62	2845	69	45.9	3	0	11	3	26	243	19	41.0
20)	M. Dickson, Sea.	64	2878	63	45.0	5	0	7	8	27	167	32	40.8
21)	*Gillan, Cle.	54	2486	71	46.0	5	1	11	7	16	143	24	40.8
22)	Palardy, Car.	65	2946	58	45.3	2	0	7	6	35	273	21	40.5
23)	Colquitt, K.C.	44	1930	68	43.9	2	1	10	1	17	71	19	40.4
24)	O'Donnell, Chi.	75	3336	75	44.5	2	1	11	4	32	229	23	40.4
25)	Scott, G.B.	67	2931	66	43.7	3	0	8	12	24	199	25	39.9
26)	Koch, Bal.	35	1613	62	46.1	4	1	4	5	12	108	17	39.6
27)	Wadman, Den.	69	3021	64	43.8	4	0	8	12	27	234	27	39.2
28)	*Cole, Oak.	59	2698	60	45.7	5	0	8	3	26	293	28	39.1
29)	Pinion, T.B.	52	2263	63	43.5	3	0	8	1	22	209	18	38.3
30)	Bojorquez, Buf.	67	2832	67	42.3	7	1	11	14	14	131	30	37.7
31)	C. Jones, Dal.	42	1780	58	42.4	1	1	8	2	17	153	17	37.4

WEEK 15 / THROUGH MONDAY, DECEMBER 16, 2019

NFL / PUNT RETURN LEADERS

Rank	Player, Team	Ret	FC	Yards	Avg	Long	TD
1)	Berrios, NY-J	19	23	211	11.1	26	0
2)	*Harris, N.O.	30	10	298	9.9	53t	1
3)	Carter, Hou.	19	16	179	9.4	23	0
4)	Cohen, Chi.	31	19	284	9.2	71	0
5)	*Olszewski, N.E.	20	16	179	9.0	22	0
6)	James, S.F.	31	10	258	8.3	32	0
7)	Barner, Atl.	30	1	244	8.1	78t	1
8)	Spencer, Den.	23	26	182	7.9	42	0
9)	Natson, LA-R	19	20	149	7.8	35	0
10)	Roberts, Buf.	27	14	206	7.6	22	0
11)	D. Thomas, K.C.-Bal.	22	5	139	6.3	20	0
12)	Westbrook, Jac.	21	16	120	5.7	43	0
13)	Erickson, Cin.	20	15	113	5.7	15	0
14)	King, LA-C	18	10	97	5.4	68t	1

NFL / KICKOFF RETURN LEADERS

Rank	Player, Team	Ret	Yards	Avg	Long	TD
1)	Wilson, Cin.	20	625	31.3	92t	1
2)	Patterson, Chi.	27	799	29.6	102t	1
3)	Roberts, Buf.	23	607	26.4	66	0
4)	*S. Sims, Was.	30	774	25.8	91t	1
5)	Grant, Mia.	23	578	25.1	101t	1
6)	*Harris, N.O.	20	494	24.7	51	0
7)	Latimer, NY-G	19	445	23.4	50	0
8)	*Hardman, K.C.	23	530	23.0	34	0
9)	Cooper, Cin.-Ariz	18	403	22.4	39	0
10)	T. Davis, G.B.-Oak.-Mia.	21	466	22.2	52	0
11)	Bolden, N.E.	19	402	21.2	28	0
12)	James, S.F.	18	347	19.3	27	0

WEEK 15 / THROUGH MONDAY, DECEMBER 16, 2019

NFL / LEADERS IN INTERCEPTIONS

Rank	Player, Team	Int	Yards	Avg	Long	TD
1t)	Gilmore, N.E.	6	126	21.0	64t	2
1t)	White, Buf.	6	57	9.5	49	0
3t)	Peters, LA-R-Bal.	5	210	42.0	89t	3
3t)	Fitzpatrick, Mia.-Pit.	5	130	26.0	96t	1
3t)	D. McCourty, N.E.	5	49	9.8	24	0
3t)	Jackson, N.E.	5	39	7.8	19	0
3t)	Harris, Min.	5	32	6.4	20t	1
8t)	Leonard, Ind.	4	92	23.0	80t	1
8t)	Jenkins, NY-G	4	84	21.0	62	0
8t)	Byard, Ten.	4	79	19.8	28	0
8t)	M. Williams, N.O.	4	56	14.0	55t	1
8t)	Simmons, Den.	4	30	7.5	17	0
8t)	Trufant, Atl.	4	26	6.5	16	0
8t)	Schobert, Cle.	4	24	6.0	20	0
8t)	Haden, Pit.	4	20	5.0	16	0
8t)	Ryan, Ten.	4	16	4.0	16	0
8t)	King, G.B.	4	15	3.8	15	0
8t)	Dunbar, Was.	4	6	1.5	6	0
19t)	E. Harris, Oak.	3	145	48.3	59	2
19t)	Gipson, Hou.	3	105	35.0	79t	1
19t)	Diggs, Det.-Sea.	3	99	33.0	55t	1
19t)	*Murphy-Bunting, T.B.	3	88	29.3	70t	1
19t)	Collins, N.E.	3	85	28.3	69t	1
19t)	Mathieu, K.C.	3	70	23.3	35	0
19t)	Sherman, S.F.	3	65	21.7	31t	1
19t)	Hicks, Ariz	3	64	21.3	48	0
19t)	Kazee, Atl.	3	53	17.7	22	0
19t)	*Thornhill, K.C.	3	46	15.3	46t	1
19t)	Fuller, Chi.	3	37	12.3	29	0
19t)	Sendejo, Phi.-Min.	3	36	12.0	21	0
19t)	Bates, Cin.	3	33	11.0	20	0
19t)	D. Jackson, Car.	3	25	8.3	25	0
19t)	Boston, Car.	3	20	6.7	20	0
19t)	Moreau, Was.	3	16	5.3	10	0
19t)	H. Smith, Min.	3	13	4.3	13	0
19t)	Jenkins, LA-C	3	10	3.3	8	0
19t)	K. Wright, Sea.	3	10	3.3	11	0
19t)	Bradberry, Car.	3	0	0.0	0	0
19t)	Flowers, Sea.	3	0	0.0	0	0

WEEK 15 / THROUGH MONDAY, DECEMBER 16, 2019

NFL / LEADERS IN SACKS

Rank	Player, Team	Sacks
1)	Barrett, T.B. (LB)	16.5
2)	Cha. Jones, Ariz (LB)	15.0
3t)	Hunter, Min. (DE)	13.5
3t)	Jordan, N.O. (DE)	13.5
5)	Watt, Pit. (LB)	13.0
6)	P. Smith, G.B. (LB)	11.5
7)	Donald, LA-R (DT)	11.0
8)	Bosa, LA-C (DE)	10.5
9t)	*J. Allen, Jac. (DE)	10.0
9t)	Armstead, S.F. (DE)	10.0
9t)	Garrett, Cle. (DE)	10.0
9t)	Z. Smith, G.B. (LB)	10.0
13t)	Addison, Car. (LB)	9.5
13t)	Dupree, Pit. (LB)	9.5
13t)	J. Phillips, Buf. (DT)	9.5
13t)	Quinn, Dal. (DE)	9.5
17t)	*Bosa, S.F. (DE)	9.0
17t)	Fowler, LA-R (LB)	9.0
17t)	M. Golden, NY-G (LB)	9.0
17t)	Houston, Ind. (DE)	9.0
17t)	Landry, Ten. (LB)	9.0
22t)	*Crosby, Oak. (DE)	8.5
22t)	Ioannidis, Was. (DE)	8.5
22t)	Judon, Bal. (LB)	8.5
25t)	Griffen, Min. (DE)	8.0
25t)	Heyward, Pit. (DE)	8.0
25t)	Matthews, LA-R (LB)	8.0
25t)	Ngakoue, Jac. (DE)	8.0
29t)	**B. Graham, Phi. (DE)**	**7.5**
29t)	Mack, Chi. (LB)	7.5
31t)	Beasley, Atl. (DE)	7.0
31t)	Flowers, Det. (DE)	7.0
31t)	Jenkins, NY-J (LB)	7.0
31t)	Jones, K.C. (DE)	7.0
31t)	Kennard, Det. (LB)	7.0
31t)	Mayowa, Oak. (DE)	7.0
31t)	Miller, Den. (LB)	7.0
31t)	Wolfe, Den. (DE)	7.0
39t)	Ja. Adams, NY-J (DB)	6.5
39t)	Bennett, N.E.-Dal. (DE)	6.5
39t)	Buckner, S.F. (DT)	6.5
39t)	Campbell, Jac. (DE)	6.5
39t)	Dunlap, Cin. (DE)	6.5
39t)	Ford, S.F. (DE)	6.5
39t)	Irvin, Car. (LB)	6.5
39t)	Lawson, Buf. (DE)	6.5
39t)	Van Noy, N.E. (LB)	6.5
48t)	Butler, Car. (DT)	6.0
48t)	Clark, K.C. (DE)	6.0
48t)	Collins, N.E. (LB)	6.0
48t)	Davenport, N.O. (DE)	6.0
48t)	S. Harris, Den. (DT)	6.0
48t)	Hubbard, Cin. (DE)	6.0
48t)	N. Williams, Chi. (DT)	6.0

WEEK 15 / THROUGH MONDAY, DECEMBER 16, 2019

NFL / FUMBLE RECOVERIES

Rank	Player, Team	TotRec	OffRec	DefRec
1)	**Wentz, Phi.**	**7**	**7**	**0**
2t)	Bell, N.O.	5	0	5
2t)	Watson, Hou.	5	5	0
4t)	Allen, Buf.	4	4	0
4t)	Buckner, S.F.	4	0	4
4t)	*Bush, Pit.	4	0	4
4t)	Carr, Oak.	4	4	0
4t)	Cousins, Min.	4	4	0
4t)	R. Fitzpatrick, Mia.	4	4	0
4t)	Jensen, T.B.	4	4	0
4t)	Suh, T.B.	4	0	4
12t)	Allen, Car.	3	3	0
12t)	Bethel, Bal.-N.E.	3	0	3
12t)	Brady, N.E.	3	3	0
12t)	Feiler, Pit.	3	3	0
12t)	Fitzpatrick, Mia.-Pit.	3	0	3
12t)	Houston, Ind.	3	0	3
12t)	Humphrey, Bal.	3	0	3
12t)	L. Jackson, Bal.	3	3	0
12t)	Cha. Jones, Ariz	3	0	3
12t)	T. Jones, NY-G	3	3	0
12t)	Littleton, LA-R	3	0	3
12t)	Mayfield, Cle.	3	3	0
12t)	*K. Murray, Ariz	3	3	0
12t)	Peterson, Was.	3	3	0
12t)	Poyer, Buf.	3	0	3
12t)	Watt, Pit.	3	0	3
12t)	Winston, T.B.	3	3	0

NFL / OFFENSIVE FUMBLE RECOVERIES

Rank	Player, Team	Ret	Yards	Avg	Long	TD
1)	**Wentz, Phi.**	**7**	**0**	**0.0**	**0**	**0**
2)	Watson, Hou.	5	0	0.0	0	0
3t)	Allen, Buf.	4	0	0.0	0	0
3t)	Carr, Oak.	4	0	0.0	0	0
3t)	Cousins, Min.	4	0	0.0	0	0
3t)	R. Fitzpatrick, Mia.	4	0	0.0	0	0
3t)	Jensen, T.B.	4	0	0.0	0	0
8t)	Allen, Car.	3	0	0.0	0	0
8t)	Brady, N.E.	3	0	0.0	0	0
8t)	Feiler, Pit.	3	0	0.0	0	0
8t)	L. Jackson, Bal.	3	0	0.0	0	0
8t)	T. Jones, NY-G	3	0	0.0	0	0
8t)	Mayfield, Cle.	3	0	0.0	0	0
8t)	*K. Murray, Ariz	3	0	0.0	0	0
8t)	Peterson, Was.	3	0	0.0	0	0
8t)	Winston, T.B.	3	0	0.0	0	0

WEEK 15 / THROUGH MONDAY, DECEMBER 16, 2019

NFL / DEFENSIVE FUMBLE RECOVERIES

Rank	Player, Team	Ret	Yards	Avg	Long	TD
1)	Bell, N.O.	5	38	7.6	33t	1
2t)	Suh, T.B.	4	43	10.8	37t	2
2t)	*Bush, Pit.	4	20	5.0	11	1
2t)	Buckner, S.F.	4	12	3.0	12t	1
5t)	Humphrey, Bal.	3	91	30.3	70t	2
5t)	Fitzpatrick, Mia.-Pit.	3	79	26.3	43t	1
5t)	Littleton, LA-R	3	16	5.3	10	0
5t)	Bethel, Bal.-N.E.	3	0	0.0	0	0
5t)	Houston, Ind.	3	0	0.0	0	0
5t)	Cha. Jones, Ariz	3	0	0.0	0	0
5t)	Poyer, Buf.	3	0	0.0	0	0
5t)	Watt, Pit.	3	0	0.0	0	0
13t)	Breeland, K.C.	2	114	57.0	100t	1
13t)	Cunningham, Hou.	2	24	12.0	24	0
13t)	*White, T.B.	2	23	11.5	14t	1
13t)	Van Noy, N.E.	2	22	11.0	22t	1
13t)	Wilson, Det.	2	14	7.0	14	0
13t)	Kennard, Det.	2	13	6.5	13t	1
13t)	Vigil, Cin.	2	13	6.5	7	0
13t)	Clowney, Sea.	2	10	5.0	10t	1
13t)	T. Murphy, Buf.	2	8	4.0	5	0
13t)	*Bosa, S.F.	2	6	3.0	6	0
13t)	Ansah, Sea.	2	5	2.5	3	0
13t)	Woods, Sea.	2	5	2.5	5	0
13t)	**B. Graham, Phi.**	**2**	**4**	**2.0**	**4**	**0**
13t)	N. Williams, Chi.	2	4	2.0	4	0
13t)	Robinson, Det.	2	3	1.5	3	0
13t)	Ward, Ind.-Bal.	2	2	1.0	2	0
13t)	Clinton-Dix, Chi.	2	1	0.5	1	0
13t)	McKinney, Hou.	2	1	0.5	1	0
13t)	Anderson, Was.	2	0	0.0	0	0
13t)	Bethea, NY-G	2	0	0.0	0	0
13t)	Casey, Ten.	2	0	0.0	0	0
13t)	Dupree, Pit.	2	0	0.0	0	0
13t)	Guy, N.E.	2	0	0.0	0	0
13t)	Hurst, Oak.	2	0	0.0	0	0
13t)	Jewell, Den.	2	0	0.0	0	0
13t)	Landry, Ten.	2	0	0.0	0	0
13t)	Lawrence, Dal.	2	0	0.0	0	0
13t)	Nicholson, Was.	2	0	0.0	0	0
13t)	Reid, Car.	2	0	0.0	0	0
13t)	H. Smith, Min.	2	0	0.0	0	0
13t)	Tartt, S.F.	2	0	0.0	0	0
13t)	Watt, Hou.	2	0	0.0	0	0
13t)	Tr. Williams, G.B.	2	0	0.0	0	0

WEEK 15 / THROUGH MONDAY, DECEMBER 16, 2019

Team/Offense Rank (Within League)

BAL	BUF	CIN	CLE	DEN	HOU	IND	JAX	KC	LAC	MIA	NE	NYJ	OAK	PIT	TEN		ARI	ATL	CAR	CHI	DAL	DET	GB	LAR	MIN	NO	NYG	PHI	SF	SEA	TB	WAS
2	22	26	17	27	7	24	20	5	8	29	18	31	14	30	15t	**TYds/G**	23	11	19	28	1	13	21	12	10	9	25	15t	6	4	3	32
3	20	28	14	26	8	22	18	2	4	31	25	32	11	29	7	**TYds/P**	19	15	21	30	1	16	17	13	5	6	24	23	9	10	12	27
1	5	27t	10	18	7	9	15	25	23	32	19	31	12	26	8	**RYds/G**	14	30	13	29	6	21	17	24	4	16	22	11	2	3	27t	20
1	11	23	2	20	6	17	12	22	21	31	27	32	13	28	5	**RshAvg**	3	26	4	29	7	24	19	25	15	14	18	16	9	8	30	10
26	28	22	19	30	11	27	14	3	5	23	9	29	15	31	20	**PsYd/G**	24	4	18	25	2	8	17	6	12	7	21	16	13	10	1	32
8	21	29	17	23	13	20	18	3	5	30	19	28	10	22	11	**PasAvg**	25	15	31	27	1	14	16	12	2	9	26	24	4	7	6	32
10	16	22	30	17	20	14	6	2	29	28	7	27	9	31	11	**%HdInt**	12	15	24	18	13	21	1	23	4	3	26	8	19	5	32	25
11	22	23	16	25	24	8	15	4	10	29	5	30	6	9	32	**Sac/PP**	28	17	27	20	1	19	14	2	7	3	18	13	12	26	21	31
2	17t	24	21t	30	5	13	27	6	8	26	14	31	19	29	20	**1D/Gm**	23	3	10	28	1	17t	21t	15t	15t	11t	25	7	11t	9	4	32
3	18	24	19	30	4	11	28	5	7	27	17	31	8	25	20	**3D Eff**	23	14	29	26	1	12	22	16	9	10	21	2	6	15	13	32
1	18	19	25t	2t	14t	5	20	7t	12	16	23t	28t	7t	32	30	**4D Eff**	4	2t	14t	25t	23t	27	21t	31	6	21t	17	28t	10	7t	13	11
6	13	27	19	11	5	3	30	16	28	17t	9	2	17t	7	14	**PR Avg**	20	12	15	8	24	25	32	21	23	4	1	22	10	29	26	31
31	5	3	21	2	15t	17	18	11	27	12	24	10	8	29	23	**KR Avg**	25	7	19	1	32	6	26	20	15t	14	9	13	30	28	22	4
19	31	23	15	26	14	24	7	29	5	22	17	8	11	9	2	**GPntAv**	4	30	13	25	32	20	27	3	21	10	12	6	18	16	28	1
26	31	13	21	27	4	17	1	23	16	18	15	11	28	19	3	**NPntAv**	12	30	22	24	32	10	25	8	9	7	6	5	14	20	29	2
1	22	32	21	30	10	19	27	4	20	29	8	28	24	25	11	**Pts/Gm**	17	15	16	26	5t	18	14	13	5t	5t	23	12	2	9	3	31
2	22	12t	12t	11	19	30	1	8t	25	20	21	31	28	4	32	**FG%**	7	17	23t	18	29	14	3	23t	5	8t	27	6	26	16	10	15

Opponent/Defense Rank (Within League)

BAL	BUF	CIN	CLE	DEN	HOU	IND	JAX	KC	LAC	MIA	NE	NYJ	OAK	PIT	TEN		ARI	ATL	CAR	CHI	DAL	DET	GB	LAR	MIN	NO	NYG	PHI	SF	SEA	TB	WAS
6	3	29	17	13	28	16	24	18	5	30	1	9	22	4	19	**TYds/G**	32	20	26	8	7	31	23	12	14	10	25	11	2	27	15	21
14	4	32	19	13	27	22	28	17	11	31	1	7	29	3	16	**TYds/P**	30	21	23	5	8	26	24	6	9	10	20	18	2	25	12	15
5	10	32	27	20	19	9	29	26	17	31	7	2	14	11	13	**RYds/G**	25	16	30	6	12	18	24	23	8	4	22	3	21	15	1	28
22	19	28	29	15	25	16	31	30	13	23	18	1	12	3	6	**RshAvg**	21	10	32	4	11	9	24	8	14	17	5	7	26	27	2	20
7	3	15	6	10	28	21	14	11	4	24	2	19	27	5	25	**PsYd/G**	32	23	16	13	8	31	22	9	20	17	26	18	1	29	30	12
10	3	30	12	15	24	25	22	7	18	32	2	14	31	4	19	**PasAvg**	28	26	13	6	8	29	23	5	11	9	27	20	1	21	17	16
14	10	26	7	17	28t	16	25	9	15	11	1	27	22	2	13	**%HdInt**	30	20t	6	28t	31	32	3	24	4	19	18	20t	12	5	23	8
17	8	27	10	15	28	18	4	12	21	32	6	26	23	2	19	**Sac/PP**	22	30	3	25	14	29	16	7	11	9	20	13	1	31	24	5
3	5t	15	19t	10	25	13	22	24	4	31	1	8	28t	9	19t	**1D/Gm**	32	23	27	7	18	30	16	14	11t	11t	21	5t	2	28t	17	26
13	6	26	3	14	32	23	22	9t	25	27	1	21	29	11	12	**3D Eff**	30	24	20	8	4	28	19	16	18	7	17	9t	2	15	5	31
5	6t	11t	8	19t	14t	9t	17t	25t	25t	17t	6t	2	30t	11t	9t	**4D Eff**	1	19t	32	24	22t	4	14t	25t	22t	13	25t	30t	3	21	16	29
25t	29	5	24	23	1	7	4	3	17	18	8	13	32	28	27	**PR Avg**	20	15	19	16	25t	2	22	21	14	12	9	11	6	10	30	31
18	19	5	6	31	3	17	10	4	15t	30	8	2	12	14	15t	**KR Avg**	9	13	7	27	20	25	23	26	29	32	1	24	11	21	22	28
29	12	5	13	26	30	18	22	4	3	9	2	10	27	25	24	**GPntAv**	6	28	17	21	23	19	7	8	20	1	11	15	31	16	32	14
24	11	5	14	20	31	10	27	6	15	9	3	2	25	7	28	**NPntAv**	13	23	16	8	30	26	22	12	21	1	4	17	19	29	32	18
4	2	24	17t	10t	19	17t	23	10t	13	32	1	20	28	6t	8	**Pts/Gm**	30t	25	29	3	12	26	9	15	6t	14	27	16	5	21	30t	22
25	1	29	3	27	16t	31	16t	13t	2	13t	26	15	7	6	10	**FG%**	24	32	8	5	22t	12	19	11	22t	30	9	16t	28	4	20	21

EAGLES CARE COMMUNITY MONDAY



HOLIDAY MEAL PACKAGING EVENT WITH COMCAST & UNITED WAY

MONDAY, DECEMBER 16, 2019

Location: Lincoln Financial Field

Eagles Participation: Eagles Rookies

In America, one in seven children may not know where their next meal is coming from. Kids who don't get enough to eat are more likely to face higher risks of health conditions and are more likely to have problems in school and other social situations. For the 11 million kids in the U.S. facing hunger, getting the energy they need to learn and grow can be a daily challenge.

As part of the NFL's Huddle for 100 campaign, the Eagles hosted a meal packaging event on Monday with Comcast and the United Way. Volunteers from the Eagles Care Network, Comcast and the United Way, along with Eagles rookies, gathered at Lincoln Financial Field to assemble 30,000 meal kits for local children in need.

In honor of the NFL's centennial season, the league launched NFL 100, a series of events, initiatives and programming to celebrate players, legends, communities and fans. Everyone is invited to join Huddle for 100, an effort to inspire one million people to volunteer 100 minutes of their time to make meaningful contributions to their communities.







Eagles Care

During the NFL season, Mondays and Tuesdays are typically non-practice days for the team. Many Eagles players use this opportunity to enhance the quality of life for residents in the Delaware Valley through the ***Eagles Care Community Monday*** *initiative.*



HOLIDAY PARTY AT CHILDREN'S HOSPITAL OF PHILADELPHIA

TUESDAY, DECEMBER 10, 2019

Location: Children's Hospital of Philadelphia

Eagles Participation: RB Jordan Howard, T Jordan Mailata, DE Joe Ostman, QB Nate Sudfeld, WR Greg Ward

As one of the nation's top pediatric institutions, Children's Hospital of Philadelphia (CHOP) provides advanced care for children through innovative technology, world-class physicians and groundbreaking research. CHOP, which opens its doors to children faced with pediatric illnesses, fosters a welcoming and nurturing atmosphere for all that pass through.

Recognizing that some children are unable to leave the hospital for the holidays, the Eagles have made it their mission over the years to bring the holidays to them.

To brighten the day for patients and to spread some holiday cheer, the Eagles celebrated their Monday Night Football victory at CHOP on Tuesday by visiting with families, playing BINGO and participating in holiday-themed crafts with all guests who stopped by the Seacrest Studios.

Eagles players such as Jordan Howard, Jordan Mailata, Joe Ostman, Nate Sudfeld and Greg Ward enjoyed a fun, festive afternoon at CHOP and created memories for patients and their families that will last a lifetime.


Jordan Mailata


Jordan Howard


Greg Ward

Eagles Care

During the NFL season, Mondays and Tuesdays are typically non-practice days for the team. Many Eagles players use this opportunity to enhance the quality of life for residents in the Delaware Valley through the ***Eagles Care Community Tuesday*** *initiative.*

EAGLES AUTISM FOUNDATION

Established on September 8, 2019, the Eagles Autism Foundation was formed to centralize all of the team's autism activities into one organization, while strengthening its core mission of turning autism awareness into action. Led by Chairman and CEO Jeffrey Lurie, the team's commitment to raising funds for autism research and care has grown exponentially, raising more than $7 million since launching the Eagles Autism Challenge in September 2017.

The Centers for Disease Control and Prevention estimates that one in 59 people under the age of 21 living in the United States are on the autism spectrum. Autism is a complex neurological and developmental condition that expresses itself differently in each individual. While it has become one of the fastest-growing developmental disorders in the country, autism has historically been underfunded, misunderstood, and under-researched.

By providing critical resources, supporting medical discoveries, and helping to position Philadelphia as a base for scientific breakthroughs, the Eagles Autism Foundation is transforming the lives for individuals and families affected by autism.

Eagles Autism Challenge
pres. by Lincoln Financial Group
Saturday, May 16, 2020

$7,000,000+ raised in the first two years





The Eagles Autism Challenge presented by Lincoln Financial Group is a one-day bike ride and family-friendly 5K run/walk that donates 100% of participant-raised funds to leading institutions conducting cutting-edge autism research and care.

In partnership with the founding beneficiaries - Children's Hospital of Philadelphia, Drexel University, and Thomas Jefferson University and Jefferson Health - along with Philadelphia institutions specializing in autism research, the Eagles are bringing fresh ways of thinking to the field.

Thanks to the $2.5 million raised in 2018, a total of eight research projects have received grant funding for exploratory work in the field of autism.

For more information, visit EaglesAutismChallenge.org.



Sensory Room
pres. by Children's Hospital of Philadelphia

On August 4, 2019, the Eagles became one of the first sports franchises to build a state-of-the-art sensory room in its home venue. Now certified by KultureCity as a sensory-inclusive stadium, the Lincoln Financial Field Sensory Room presented by Children's Hospital of Philadelphia promotes an accommodating and positive experience for all guests and fans with sensory challenges. The 500-square-foot, state-of-the-art sensory room has been carefully designed by top medical professionals to ensure a quieter and more secure environment. The certification process entailed training for Eagles employees and stadium staff by leading medical professionals.



Huddle Up



Huddle Up with Eagles Autism Challenge is a family-friendly event held annually at Lincoln Financial Field. Designed specifically for guests on the autism spectrum, Huddle Up features special appearances by Eagles players and cheerleaders, live entertainment, games, and exclusive locker room tours. This past April, the 10th annual Huddle Up with Eagles Autism Challenge set record numbers with more than 6,000 participants and $140,000 raised for the Center for Autism Research at Children's Hospital of Philadelphia.

Eagles Radiothon

The Eagles Radiothon presented by Santander Bank is a multi-day auction held on SportsRadio 94WIP that offers fans the opportunity to bid on exclusive sports and entertainment experiences involving their favorite Eagles players and 94WIP radio personalities. The 2019 Eagles Radiothon raised $363,746, the most ever in program history.



Training Camp Practice



Training camp practices at Lincoln Financial Field serve as a vehicle to drive critical funds for autism research and care, with proceeds benefiting the Eagles Autism Foundation. As part of the team's training camp practice on August 4, 2019, more than 45,000 fans came out to support the team, while raising over a half million dollars ($506K) for the cause.

50/50 Raffle

Through the Eagles Autism Foundation 50/50 Raffle, one lucky fan at every Eagles home game walks away a winner. Fans can purchase tickets for a 50/50 drawing at Lincoln Financial Field for a chance to win half of the jackpot. The other half supports the Eagles Autism Foundation. Raffle tickets can be purchased from kiosks and/or roving sellers located throughout the stadium.



EAGLES IN THE COMMUNITY

As proud Philadelphians who take their responsibility to the community seriously, the Eagles believe there is no offseason to good citizenship.

Since Jeffrey Lurie became Chairman/CEO in 1994, the Eagles have generously contributed more than $25 million in charitable giving to organizations and neighborhoods throughout the Greater Philadelphia region. Under Lurie's direct leadership and guidance, the Eagles continue to strengthen and support these organizations through joint effort partnerships, all based on the belief that strong non-profits build strong communities.

The Eagles host a variety of events and campaigns that aim to inspire, motivate and educate. As a professional football team, the Eagles have a unique platform to reach the community and have long-lasting effects.

The team takes great pride in serving the fans, local non-profits and the region at large, because to the Eagles, making the Delaware Valley proud is just as important off the field as it is on it.





SOARING TO NEW HEIGHTS IN THE DELAWARE VALLEY

Eagles Care

2018 Eagles Care Partners

Laurel House · Philadelphia Children's Alliance · variety

2017 Eagles Care Partners

Dignity Housing · Philadelphia Wooden Boat Factory · Ryan's Case of Smiles

2016 Eagles Care Partners

ASAP After School Activities Partnerships · Living Beyond Breast Cancer · With you, for you. · MANNA · Rock to the Future · Summer Search

Eagles Care

The Eagles annually cultivate and maintain season-long, strategic partnerships with local non-profits as a way to help strengthen their core work and increase their positive impact on the community.

2019 Eagles Care Partners

Food Moxie · Fred's Footsteps · Women Against Abuse

2015 Eagles Care Partners

Family Lives On · Greener Partners · Little Smiles · northern children's services · Steppingstone Scholars, Inc

2014 Eagles Care Partners

The Center for Grieving Children · Habitat for Humanity Philadelphia · PHS · Simon's Fund

2013 Eagles Care Partners

Bringing Hope Home · Coalition Against Hunger · Cradles to Crayons · Riverbend Environmental Education Center

Community Mondays



Eagles players use their day off during the season to positively impact the region by visiting local children's hospitals, elementary schools, retirement and environmental centers, food pantries and more.

Eagles Social Justice Fund



The Eagles Social Justice Fund provides grants to organizations that work to reduce barriers to equal opportunity, with a specific focus on education, community and police relations, improving the criminal justice system, and other key societal initiatives.

Youth Football



The Eagles work with community groups to ensure that the game of football is being taught properly and that it continues to grow at the youth level. These partnerships outfit football programs with new equipment, create experiences and inspire young athletes.

Eagles Eye Mobile



The Eagles Eye Mobile - powered by Vision To Learn travels to more than 60 schools in Greater Philadelphia annually to make free vision exams and prescription eyeglasses accessible to students and their families at no cost.

Playground Build



The entire Eagles organization teams up with a local elementary school and helps revitalize its playground. What was once a barren school yard transforms into a beautiful new space for play and recreation through this initiative.

Eagles Care Summit



Strong non-profits build strong communities. The annual Eagles Care Summit brings together representatives from nearly 100 charitable organizations across the Greater Philadelphia region for a day of networking and capacity building.

FAN EXPERIENCES

"You are a huge part of our Eagles family!"

-- Chairman and CEO Jeffrey Lurie to the millions of Eagles fans at the Parade of Champions on February 8, 2018.

The connection between the team and Eagles fans around the world has always been a special bond. As a result of the relentless passion and fan support that is on full display throughout the year, the Eagles make it a priority to offer unique experiences that engage the fanbase and create lifelong memories.

Annual events like Junior Pro Day, Junior Cheer Clinic, Football Festival for Women, Training Camp open practices and the Fantasy Draft Party, among others, have allowed fans to connect with their favorite team, players and franchise legends. Many of these programs have even developed into family traditions for some, bringing together loved ones from all over the country.

There is an Eagles experience for everyone, from the most veteran fan to the youngest.




Eagles Legend Spotlight Forums


Training Camp Open Practices


Fantasy Draft Party at Lincoln Financial Field


Junior Pro Day



Halloween Party


Junior Cheer Clinic


Football Festival for Women

GO GREEN PROGRAM



GREEN EFFORTS





The Eagles believe the path to sustainability is a journey, not a destination. With the opening of Lincoln Financial Field in 2003, the team's road to becoming an eco-friendly operation began.

What started with a blue recycling bin under each employee's desk has grown into a company-wide sustainability program that is reducing the organization's overall impact on the environment in a financially-responsible manner.

With the help of partners and fans, the Eagles have been able to develop a multi-year curriculum and action plan that incorporates green energy production, recycling, composting, energy efficiency and reforestation, among other ventures.

The Eagles, who wear the color "green" with pride, are committed to serving as environmental stewards for a community that gives so much to them throughout the year.

"SUSTAINABLE" SUCCESS

In December 2018, Lincoln Financial Field was awarded LEED Gold certification by the U.S. Green Building Council (USGBC) for implementing practical and measurable strategies and solutions aimed at achieving high performance in sustainable site development, water savings, energy effciency, materials selection and indoor environmental quality.

The Eagles are the first professional sports team in the world to have received the prestigious ISO 20121 Event Sustainability Management System certification.

ISO 20121 is an international standard designed to help organizations involved in the events and hospitality industries integrate sustainability into management practices and processes.

GO GREEN PARTNERS

aramark

Braskem

nrg

PGW

WASTEMASTERS SOLUTIONS

DID YOU KNOW?

The Eagles became the first team in the famed South Philadelphia sports complex to switch from plastic straws to an eco-friendly alternative made from 100% renewable resources.

Through the 2018 Field Goal Forest Program - in which PGW pledges to plant 10 trees for every field goal made - the Eagles will plant 280 trees in the Eagles Forest this year.

SUSTAINABILITY & ENVIRONMENTAL BIRDSEED

- 10,456 solar panels have positioned Lincoln Financial Field as one of the greenest major sports facilities in the world
- Through the team's energy-from-waste program, the Eagles divert more than 99% of their waste from landfills
- The installation of water filtration fountains at the team's facilities has saved more than 174,000 water bottles since 2015
- With the help of The Conservation Fund, the Eagles offset 100% of all team travel through the "Go Zero" program
- The team supports reforestation efforts by planting trees in various cities, including the "Eagles Forest" in Bensalem, PA
- Bike Share program equips team employees with bicycles for convenient transportation from the practice facility to the stadium
- Cups and flatware are created from bio-plastics which biodegrade in just 45 days
- To conserve energy, lower-wattage light bulbs and automatic sensors/timers have been installed in team facilities
- Two onsite bio-digesters help decompose pre-consumer food waste to eliminate the need for landfill disposal

LINCOLN FINANCIAL FIELD



Home to the Super Bowl LII Champion Philadelphia Eagles, Lincoln Financial Field is a prime destination for world-class entertainment that offers a high-quality experience to fans in a safe, clean and friendly environment.

In addition to 10 Eagles home games each season, Lincoln Financial Field has become famous for showcasing high-profile sporting events and unique experiences throughout the year.

Since opening in August 2003, Lincoln Financial Field has hosted 34 star-studded concerts, in addition to welcoming some of the world's most distinguished soccer clubs and serving as the home to Temple University football and the historic Army-Navy game. The stadium has also hosted multiple NCAA Lacrosse Championships and many other marquee events.

A state-of-the-art facility located in the heart of Philadelphia, Lincoln Financial Field has become one of the world's most admired stadiums for sports and entertainment due to its commitment to the fan experience.

BY THE NUMBERS	
Broke Ground	May 7, 2001
Opened	August 3, 2003
Revitalized	Feb. '12 - Aug. '14
Capacity	69,796
Executive Suites	174
Concessions	62
HD Televisions	1,185
Wi-Fi Connections	45,000
North End Zone HD Video Board	5,184 square feet
South End Zone HD Video Board	4,320 square feet
Concerts	34
Soccer Matches	26
Home Record (Regular Season + Playoffs)	82-55 (.599)
Twitter	@LFFStadium







LINCOLN FINANCIAL FIELD

HOME TO THE SUPER BOWL LII CHAMPION PHILADELPHIA EAGLES







WORLD TOURS & CONCERTS

- July 23, 2019: The Rolling Stones
- September 27, 2018: Ed Sheeran
- July 30, 2018: Jay-Z & Beyoncé
- July 14, 2018: Taylor Swift
- July 13, 2018: Taylor Swift
- June 9, 2018: Kenny Chesney
- June 18, 2017: U2
- May 12, 2017: Metallica
- September 29, 2016: Beyoncé
- August 6, 2016: Coldplay
- July 14, 2016: Guns N' Roses
- June 25, 2016: Kenny Chesney
- June 5, 2016: Beyoncé
- September 1, 2015: One Direction
- August 30, 2015: Kevin Hart
- July 11, 2015: Kenny Chesney
- June 13, 2015: Taylor Swift
- June 12, 2015: Taylor Swift
- August 15, 2014: Luke Bryan
- August 14, 2014: One Direction
- August 13, 2014: One Direction
- July 20, 2013: Taylor Swift
- July 19, 2013: Taylor Swift
- June 8, 2013: Kenny Chesney
- June 16, 2012: Kenny Chesney
- August 6, 2011: Taylor Swift
- July 14, 2011: U2
- June 18, 2011: Kenny Chesney
- June 27, 2009: Kenny Chesney
- July 19, 2008: Kenny Chesney
- June 23, 2007: Kenny Chesney
- August 11, 2003: Bruce Springsteen
- August 9, 2003: Bruce Springsteen
- August 8, 2003: Bruce Springsteen







THE ARMY-NAVY GAME



ARMY-NAVY HISTORY (LFF)

- December 8, 2018: Army, 17-10
- December 9, 2017: Army, 14-13
- December 12, 2015: Navy, 21-17
- December 14, 2013: Navy, 34-7
- December 8, 2012: Navy, 17-13
- December 11, 2010: Navy, 31-17
- December 12, 2009: Navy, 17-3
- December 6, 2008: Navy, 34-0
- December 2, 2006: Navy, 26-14
- December 3, 2005: Navy, 42-23
- December 4, 2004: Navy, 42-13
- December 6, 2003: Navy, 34-6



NATIONAL & INTERNATIONAL SOCCER MATCHES





• August 29, 2019:	Victory Tour: USA vs. Portugal (women)
• June 30, 2019:	Gold Cup: USA vs. Curacao (men)
	Gold Cup: Jamaica vs. Panama
• July 25, 2018:	Bayern Munich vs. Juventus
• July 19, 2017:	Gold Cup: USA vs. El Salvador (men)
	Gold Cup: Costa Rica vs. Panama
• June 14, 2016:	Copa America: Chile vs. Panama
• June 11, 2016:	Copa America: USA vs. Paraguay (men)
• June 9, 2016:	Copa America: Uruguay vs. Venezuela
• July 26, 2015:	CONCACAF Gold Cup Final:
	Mexico vs. Jamaica
• August 2, 2014:	A.S. Roma vs. Inter Milan
• August 11, 2012:	Real Madrid vs. Celtic
• August 10, 2011:	USA vs. Mexico (men)
• July 23, 2011:	Philadelphia Union vs. Real Madrid
• May 29, 2010:	USA vs. Turkey (men)
• May 15, 2010:	Philadelphia Union vs. FC Dallas
• April 10, 2010:	Philadelphia Union vs. DC United
• July 18, 2009:	Gold Cup: USA vs. Panama (men)
	Gold Cup: Canada vs. Honduras
• September 13, 2008:	USA vs. Ireland (women)
• November 6, 2004:	USA vs. Denmark (women)
• August 2, 2004:	A.C. Milan vs. Chelsea
• July 28, 2004:	Manchester United vs. Glasgow Celtic
• September 25, 2003:	Women's World Cup
• September 20, 2003:	Women's World Cup
• August 3, 2003:	Manchester United vs. FC Barcelona





STADIUM ENTERTAINMENT & FAN ENGAGEMENT









PAVING THE ROAD TO VICTORY!

In May 2016, the "Eagles FanWalk" was constructed outside of the Northeast entrance gate at Lincoln Financial Field. This honorary walkway, which showcases the passion that fans have for the Eagles and their families, features more than 3,800 personally engraved pavers that line the way for guests entering the stadium. The "Eagles FanWalk" ensures that each member engraved across the pathway will have a special place in Eagles history.

