


NEW ENGLAND PATRIOTS

GAME RELEASE

2017 AFC CHAMPIONS

NEW ENGLAND PATRIOTS 2017 SEASON IN REVIEW



PATRIOTS ADVANCE TO 10TH SUPER BOWL; NINTH OF KRAFT ERA

New England has earned 10 Super Bowl berths overall, the most in NFL history. Robert Kraft is the only owner in NFL history to have his team play in nine Super Bowls. The nine Super Bowl appearances since Kraft purchased the team in 1994 are the most in the league over that span. Denver and Pittsburgh are tied for second with four.

ALL-TIME SUPER BOWL BERTHS

10	New England
8	Dallas
8	Denver
8	Pittsburgh
6	San Francisco

2017 PATRIOTS SCHEDULE

REGULAR SEASON (13-3)

Thu, Sept. 7	Kansas City	27-42	L
Sun, Sept. 17	at New Orleans	36-20	W
Sun, Sept. 24	Houston	36-33	W
Sun, Oct. 1	Carolina	30-33	L
Thu, Oct. 5	at Tampa Bay	19-14	W
Sun, Oct. 15	at N.Y. Jets	24-17	W
Sun, Oct. 22	Atlanta	23-7	W
Sun, Oct. 29	L.A. Chargers	21-13	W
Sun, Nov. 5	BYE WEEK		
Sun, Nov. 12	at Denver	41-16	W
Sun, Nov. 19	at Oakland (Mexico City)	33-8	W
Sun, Nov. 26	Miami	35-17	W
Sun, Dec. 3	at Buffalo	23-3	W
Mon, Dec. 11	at Miami	20-27	L
Sun, Dec. 17	at Pittsburgh	27-24	W
Sun, Dec. 24	Buffalo	37-16	W
Sun, Dec. 31	N.Y. Jets	26-6	W

PLAYOFFS (2-1)

Sat., Jan. 13	Tennessee	35-14	W
Sun., Jan. 21	Jacksonville	24-20	W
Sun., Feb. 4	Philadelphia	33-41	L

2017 AFC CHAMPIONS

New England reached its 10th Super Bowl with a comeback win over Jacksonville in the AFC Championship Game. The Patriots erased a 10-point fourth quarter deficit to claim a 24-20 win.

The 2017 Patriots played in their second consecutive Super Bowl after winning Super Bowl LI against Atlanta. They became the 12th team to play in back-to-back Super Bowls. The Patriots have now played in back-to-back Super Bowls twice after winning back-to-back Super Bowls in 2003 and 2004.

TALE OF THE TAPE

2017 Regular Season

Record	13-3
Divisional Standings	1st
Total Yards Gained	6,307
Total Offense (Rank)	394.2 [1]
Rush Offense	118.1 [10]
Pass Offense	276.1 [2]
Points Per Game	28.6 [2]
Touchdowns Scored	49
Third Down Conversion Pct.	40.6
Total Yards Allowed	5,856
Total Defense (Rank)	366.0 [29]
Rush Defense	114.8 [20]
Pass Defense	251.3 [30]
Points Allowed/Game	18.5 [5]
Touchdowns Allowed	33
Third Down Defense (Pct.)	39.4
Field Goals Made/Attempted	37/40
Possession Avg.	30:37
Sacks Allowed/Yards Lost	35/201
Sacks Made/Yards	42/299
Passing TD/INT. (Off.)	32/8
Passing TD/INT. (DEF)	24/12
Penalties Against/Yards	95/835
Punts/Avg.	58/43.4
Turnover Differential	+6 [11]

New England

Record	13-3
Divisional Standings	1st
Total Yards Gained	6,307
Total Offense (Rank)	394.2 [1]
Rush Offense	118.1 [10]
Pass Offense	276.1 [2]
Points Per Game	28.6 [2]
Touchdowns Scored	49
Third Down Conversion Pct.	40.6
Total Yards Allowed	5,856
Total Defense (Rank)	366.0 [29]
Rush Defense	114.8 [20]
Pass Defense	251.3 [30]
Points Allowed/Game	18.5 [5]
Touchdowns Allowed	33
Third Down Defense (Pct.)	39.4
Field Goals Made/Attempted	37/40
Possession Avg.	30:37
Sacks Allowed/Yards Lost	35/201
Sacks Made/Yards	42/299
Passing TD/INT. (Off.)	32/8
Passing TD/INT. (DEF)	24/12
Penalties Against/Yards	95/835
Punts/Avg.	58/43.4
Turnover Differential	+6 [11]

PATRIOTS IN THE SUPER BOWL

The Patriots played in their second consecutive Super Bowl. It is the second time that they have played in back-to-back Super Bowls after qualifying in the 2003 and 2004 seasons.

MOST CONSECUTIVE SUPER BOWL APPEARANCES

4	Buffalo (1990-93)
3	Miami (1971-73)
2	Green Bay (1966-67, 1996-97)
2	Dallas (1970-71, 1977-78, 1992-93)
2	Minnesota (1973-74)
2	Washington (1982-83)
2	Denver (1986-87, 1997-98)
2	San Francisco (1988-89)
2	New England (2003-04)
2	Seattle (2013-14)
2	New England (2016-17)

MEDIA CONTACTS

PATRIOTS MEDIA RELATIONS OFFICE: 508-384-4203

Stacey James, Vice President of Media Relations, staceyj@patriots.com, 508-326-6868
Aaron Salkin, Director of Media Relations, aarons@patriots.com, 508-326-6870
Michael Jurovaty, Asst. Director of Media Relations, mjurovaty@patriots.com, 508-326-6187
Mark Robbins, Media Relations Coordinator, markr@patriots.com, 508-431-7175
Anne Noland, Media Relations Coordinator, annen@patriots.com, 508-431-7773



2017 REGULAR SEASON OFFENSIVE STATISTICS

WON 13, LOST 3

09/07 L 27-42	Kansas City
09/17 W 36-20	at New Orleans
09/24 W 36-33	Houston
10/01 L 30-33	Carolina
10/05 W 19-14	at Tampa Bay
10/15 W 24-17	at N.Y. Jets
10/22 W 23- 7	Atlanta
10/29 W 21-13	L.A. Chargers
11/12 W 41-16	at Denver
11/19 W 33- 8	at Oakland
11/26 W 35-17	Miami
12/03 W 23- 3	at Buffalo
12/11 L 20-27	at Miami
12/17 W 27-24	at Pittsburgh
12/24 W 37-16	Buffalo
12/31 W 26- 6	N.Y. Jets

N.E. Opp.

TOTAL FIRST DOWNS	389	325
Rushing	107	98
Passing	232	204
Penalty	50	23
3rd Down: Made/Att	82/202	82/208
3rd Down Pct.	40.6	39.4
4th Down: Made/Att	8/13	10/23
4th Down Pct.	61.5	43.5
POSSESSION AVG.	30:37	29:23
TOTAL NET YARDS	6307	5856
Avg. Per Game	394.2	366.0
Total Plays	1070	1022
Avg. Per Play	5.9	5.7
NET YARDS RUSHING	1889	1836
Avg. Per Game	118.1	114.8
Total Rushes	448	390
NET YARDS PASSING	4418	4020
Avg. Per Game	276.1	251.3
Sacked/Yards Lost	35/201	42/299
Gross Yards	4619	4319
Att./Completions	587/389	590/367
Completion Pct.	66.3	62.2
Had Intercepted	8	12
PUNTS/AVERAGE	58/43.4	67/44.9
NET PUNTING AVG.	58/40.5	67/39.8
PENALTIES/YARDS	95/835	111/1035
FUMBLES/BALL LOST	13/4	19/6
TOUCHDOWNS	49	33
Rushing	16	6
Passing	32	24
Returns	1	3

* SCORE BY PERIODS	Q1	Q2	Q3	Q4	OT	PTS
TEAM	92	179	96	91	0	458
OPPONENTS	62	98	51	85	0	296

* SCORING	TD-Ru	Pa-Rt	K-PAT	FG	S	PTS
Gostkowski	0	0	0	0	45/47	37/40
D. Lewis	10	6	3	1	0	60
Gronkowski	8	0	8	0	0	50
Burkhead	8	5	3	0	0	48
Cooks	7	0	7	0	0	44
Gillislee	5	5	0	0	0	30
Hogan	5	0	5	0	0	30
White	3	0	3	0	0	18
Amendola	2	0	2	0	0	12
Britt LG	2	0	2	0	0	12
D. Allen	1	0	1	0	0	6
Hoyer LG	1	1	0	0	0	6
B. King	0	0	0	0	1	2
Lee LG	0	0	0	0	1	2
Lee TM	0	0	0	0	1	2
TEAM	49	16	32	1	45/47	37/40
OPPONENTS	33	6	24	3	30/31	22/31

2-Pt Conv: Cooks, Gronkowski, TM 2-2,
OPP 1-2

* PASSING	Att	Cmp	Yds	Cmp%	Yds/Att	TD	TD%	Int	Int%	Long	Sack/Lost	Rating
Brady	581	385	4577	66.3	7.88	32	5.5	8	1.4	64t	35/ 201	102.8
Hoyer TM	6	4	42	66.7	7.00	0	0.0	0	0.0	27	0/ 0	86.8
TEAM	587	389	4619	66.3	7.87	32	5.5	8	1.4	64t	35/ 201	102.6
OPPONENTS	590	367	4319	62.2	7.32	24	4.1	12	2.0	78t	42/ 299	89.5

* RUSHING	No.	Yds	Avg	Long	TD
D. Lewis	180	896	5.0	44	6
Gillislee	104	383	3.7	16	5
Burkhead	64	264	4.1	31	5
White	43	171	4.0	10	0
Bolden	13	67	5.2	20	0
Cooks	9	40	4.4	13	0
Brady	25	28	1.1	7	0
Hogan	3	17	5.7	13	0
Reedy LG	3	17	5.7	10	0
Ebner	1	14	14.0	14	0
Dorsett	1	7	7.0	7	0
J. Hollister	1	5	5.0	5	0
Hoyer LG	9	4	0.4	9t	1
Hoyer TM	4	-3	-.8	0	0
TEAM	448	1889	4.2	44	16
OPPONENTS	390	1836	4.7	87t	6

* RECEIVING	No.	Yds	Avg	Long	TD
Gronkowski	69	1084	15.7	53t	8
Cooks	65	1082	16.6	64t	7
Amendola	61	659	10.8	27	2
White	56	429	7.7	27	3
Hogan	34	439	12.9	47t	5
D. Lewis	32	214	6.7	20	3
Bennett LG	30	286	9.5	33	0
Bennett TM	6	53	8.8	27	0
Burkhead	30	254	8.5	23	3
Britt LG	20	256	12.8	38	2
Britt TM	2	23	11.5	16	0
Dorsett	12	194	16.2	39	0
D. Allen	10	86	8.6	22	1
Develin	6	38	6.3	10	0
J. Hollister	4	42	10.5	19	0
Tye LG	4	38	9.5	21	0
Reedy LG	2	21	10.5	15	0
Gillislee	1	15	15.0	15	0
Bolden	1	7	7.0	7	0
TEAM	389	4619	11.9	64t	32
OPPONENTS	367	4319	11.8	78t	24

* INTERCEPTIONS	No.	Yds	Avg	Long	TD
Harmon	4	12	3.0	12	0
Gilmore	2	59	29.5	39	0
M. Butler	2	-1	-.5	1	0
Chung	1	30	30.0	30	0
Lee LG	1	8	8.0	8	0
Lee TM	1	8	8.0	8	0
J. Jones	1	6	6.0	6	0
McCourty	1	0	0.0	0	0
TEAM	12	114	9.5	39	0
OPPONENTS	8	63	7.9	29	1

* PUNTING	No.	Yds	Avg	Net	TB	In	Lg	B
R. Allen	58	2515	43.4	40.5	3	24	60	0
TEAM	58	2515	43.4	40.5	3	24	60	0
OPPONENTS	67	3008	44.9	39.8	4	23	68	1

* PUNT RETURNS	Ret	FC	Yds	Avg	Long	TD
Amendola	27	18	231	8.6	40	0
Reedy LG	18	7	175	9.7	44	0
Reedy TM	4	0	32	8.0	13	0
Chung	1	3	0	0.0	0	0
TEAM	32	21	263	8.2	40	0
OPPONENTS	23	14	105	4.6	16	0

* KICKOFF RETURNS	No.	Yds	Avg	Long	TD
D. Lewis	23	570	24.8	103t	1
Reedy LG	7	145	20.7	50	0
McCourty	2	15	7.5	12	0
Amendola	1	16	16.0	16	0
Burkhead	1	17	17.0	17	0
Chung	1	4	4.0	4	0
TEAM	28	622	22.2	103t	1
OPPONENTS	58	1095	18.9	34	0

* FIELD GOALS	1-19	20-29	30-39	40-49	50+
Gostkowski	0/ 0	16/16	9/ 9	8/11	4/ 4
OPPONENTS	0/ 0	3/ 3	11/14	7/10	1/ 4



2017 REGULAR SEASON DEFENSIVE STATISTICS

PLAYER Name	TACKLES			SACKS			INTERCEPTIONS				FUMBLES				SP. TEAMS				
	TT	UT	A	S	Yds	QH	Int	Yds	TD	PD	FF	FR	Yds	TD	TT	UT	A	FF	FR
Devin McCourty	94	77	17	1.0	11.0	1	1	0	0	5	0	1	0	0	3	3	0	0	0
Patrick Chung	79	68	11	0.0	0.0	3	1	30	0	9	0	2	0	0	6	4	2	0	0
Kyle Van Noy	73	58	15	5.5	33.5	9	0	0	0	2	0	0	0	0	0	0	0	0	0
Elandon Roberts	67	45	22	2.0	13.0	3	0	0	0	1	0	1	0	0	0	0	0	0	0
Trey Flowers	61	44	17	6.5	29.5	24	0	0	0	3	2	0	0	0	0	0	0	0	0
Malcolm Butler	60	55	5	1.0	13.0	2	2	-1	0	12	3	0	0	0	0	0	0	0	0
Lawrence Guy	58	35	23	1.0	3.0	4	0	0	0	1	0	0	0	0	0	0	0	0	0
Stephon Gilmore	50	47	3	0.0	0.0	0	2	59	0	9	0	0	0	0	0	0	0	0	0
Malcom Brown	49	29	20	2.5	18.5	5	0	0	0	0	0	0	0	0	0	0	0	0	0
Jonathan Jones	36	33	3	1.0	15.0	1	1	6	0	8	0	0	0	0	7	6	1	0	0
Marquis Flowers	30	23	7	3.5	15.0	4	0	0	0	1	1	0	0	0	2	2	0	0	0
Deatrich Wise, Jr.	26	16	10	5.0	38.0	19	0	0	0	1	0	0	0	0	0	0	0	0	0
Duron Harmon	23	16	7	0.0	0.0	0	4	12	0	7	0	0	0	0	0	0	0	0	0
David Harris	22	15	7	1.5	10.0	2	0	0	0	1	0	0	0	0	0	0	0	0	0
Jordan Richards	22	20	2	0.0	0.0	0	0	0	0	1	1	0	0	0	4	4	0	0	0
Johnson Bademosi	19	14	5	0.0	0.0	0	0	0	0	1	0	0	0	0	9	9	0	0	0
Eric Lee	19	10	9	3.5	23.5	5	1	8	0	2	0	0	0	0	0	0	0	0	0
Adam Butler	18	10	8	2.0	20.0	2	0	0	0	0	0	0	0	0	0	0	0	0	0
Cassius Marsh	16	14	2	1.0	7.0	2	0	0	0	0	1	0	0	0	3	2	1	0	0
Dont'a Hightower	14	12	2	2.0	19.0	3	0	0	0	0	0	0	0	0	0	0	0	0	0
Eric Rowe	14	13	1	0.0	0.0	0	0	0	0	2	0	0	0	0	1	1	0	0	0
Alan Branch	12	12	0	0.0	0.0	1	0	0	0	0	0	0	0	0	0	0	0	0	0
Ricky Jean Francois	11	7	4	0.0	0.0	0	0	0	0	0	0	0	0	0	0	0	0	0	0
Trevor Reilly	6	3	3	0.0	0.0	0	0	0	0	0	0	0	0	0	5	4	1	0	0
James Harrison	5	3	2	2.0	10.0	1	0	0	0	0	1	0	0	0	0	0	0	0	0
Jonathan Freeny	2	2	0	0.0	0.0	0	0	0	0	0	0	0	0	0	0	0	0	0	0
Geneo Grissom	1	1	0	0.0	0.0	0	0	0	0	0	0	0	0	0	1	1	0	0	0
Harvey Langi	0	0	0	0.0	0.0	0	0	0	0	0	0	0	0	0	1	1	0	0	0
Rob Gronkowski	0	0	0	0.0	0.0	0	0	0	0	1	0	0	0	0	0	0	0	0	0
Nate Ebner	0	0	0	0.0	0.0	0	0	0	0	0	0	0	0	0	8	5	3	0	0
Brandon Bolden	0	0	0	0.0	0.0	0	0	0	0	0	0	0	0	0	8	7	1	0	0
Jacob Hollister	0	0	0	0.0	0.0	0	0	0	0	0	0	0	0	0	4	1	3	0	1
Team	0	0	0	1.0	20.0	0	0	0	0	0	0	0	0	0	0	0	0	0	0
James Develin	0	0	0	0.0	0.0	0	0	0	0	0	0	0	0	0	1	1	0	0	0
Nicholas Grigsby	0	0	0	0.0	0.0	0	0	0	0	0	0	0	0	0	5	4	1	0	0
Matthew Slater	0	0	0	0.0	0.0	0	0	0	0	0	0	0	0	0	7	6	1	0	0
Rex Burkhead	0	0	0	0.0	0.0	0	0	0	0	0	0	0	0	0	4	4	0	0	0
Brandon King	0	0	0	0.0	0.0	0	0	0	0	0	0	0	0	0	8	6	2	0	0
Joe Cardona	0	0	0	0.0	0.0	0	0	0	0	0	0	0	0	0	4	2	2	0	0
	887	682	205	42.0	299.0	91	12	114	0	67	9	4	0	0	91	73	18	0	1

FUMBLES - LOST (13-4)				
	Own			
	No.	Lost	Rec	O.B.
Dwayne Allen	0	0	1	0
Danny Amendola	2	0	0	0
David Andrews	0	0	2	0
Tom Brady	7	3	2	0
Rex Burkhead	1	0	0	0
Nate Ebner	1	0	0	1
Mike Gillislee	1	1	0	0
Rob Gronkowski	1	0	0	1
Jonathan Jones	0	0	1	0
Shaq Mason	0	0	1	0
	13	4	7	2

MISC. OFFENSIVE STATS				
	Tkl	Ast	FF	FR
Danny Amendola	2	0	0	0
Brandin Cooks	1	0	0	0
Phillip Dorsett	2	0	0	0
Chris Hogan	1	0	0	0
Joe Thuney	1	0	0	0
James White	1	0	0	0
	8	0	0	0

KEY	
TT-Total Tackles	Int/Yds-Interceptions/Yards Returned
UT-Unassisted Tackles	PD-Passes Defensed
A-Assisted Tackles	FF-Forced Fumbles

BLOCKED KICKS			
	XP	FG	P
Rex Burkhead	0	0	1
Lawrence Guy	0	1	0
Cassius Marsh	0	1	0
Totals	0	2	1



2017 POSTSEASON OFFENSIVE STATISTICS

WON 2, LOST 1

01/13 W 35-14	Tennessee	65,878	
01/21 W 24-20	Jacksonville	65,878	
02/04 L 33-41	Philadelphia	67,612	
	N.E.	Opp.	
TOTAL FIRST DOWNS	82	62	
Rushing	15	15	
Passing	59	46	
Penalty	8	1	
3rd Down: Made/Att	19/39	21/46	
3rd Down Pct.	48.7	45.7	
4th Down: Made/Att	2/3	4/6	
4th Down Pct.	66.7	66.7	
POSSESSION AVG.	27:55	32:05	
TOTAL NET YARDS	1395	1179	
Avg. Per Game	465.0	393.0	
Total Plays	213	203	
Avg. Per Play	6.5	5.8	
NET YARDS RUSHING	260	330	
Avg. Per Game	86.7	110.0	
Total Rushes	68	75	
NET YARDS PASSING	1135	849	
Avg. Per Game	378.3	283.0	
Sacked/Yards Lost	4/17	11/72	
Gross Yards	1152	921	
Att./Completions	141/90	117/74	
Completion Pct.	63.8	63.2	
Had Intercepted	0	1	
PUNTS/AVERAGE	10/41.9	14/43.7	
NET PUNTING AVG.	10/39.9	14/40.0	
PENALTIES/YARDS	6/52	22/195	
FUMBLES/BALL LOST	2/2	1/0	
TOUCHDOWNS	12	9	
Rushing	4	2	
Passing	8	7	
Returns	0	0	

* SCORE BY PERIODS	Q1	Q2	Q3	Q4	OT	PTS
TEAM	6	37	21	28	0	92
OPPONENTS	16	27	10	22	0	75

* SCORING	TD	Ru	Pa	Rt	K-PAT	FG	S	PTS
White	4	3	1	0		0	24	
Gostkowski	0	0	0	0	11/12	3/ 5	0	20
Gronkowski	3	0	3	0		0	18	
Amendola	2	0	2	0		0	12	
Hogan	2	0	2	0		0	12	
Bolden	1	1	0	0		0	6	
TEAM	12	4	8	0	11/12	3/ 5	0	92
OPPONENTS	9	2	7	0	6/ 7	5/ 5	0	75

2-Pt Conv: TM 0-0, OPP 0-2
 SACKS: A. Butler 2, Grissom 2, Wise 2,
 M. Flowers 1, T. Flowers 1, Guy 1,
 Jean Francois LG 1, Jean Francois TM 1,
 Van Noy 1, TM 11, OPP 4
 FUM/LOST: Brady 1/1, D. Lewis 1/1

* RUSHING

D. Lewis	33	135	4.1	18	0
White	14	60	4.3	26t	3
Bolden	4	27	6.8	20	1
Burkhead	4	23	5.8	9	0
Brady	7	8	1.1	6	0
Hogan	1	4	4.0	4	0
Amendola	1	3	3.0	3	0
Cooks	1	1	1.0	1	0
Hoyer LG	3	-1	-.3	0	0
Hoyer TM	3	-1	-.3	0	0
TEAM	68	260	3.8	26t	4
OPPONENTS	75	330	4.4	36	2

* RECEIVING

Amendola	26	348	13.4	50	2
Gronkowski	16	218	13.6	27	3
D. Lewis	16	111	6.9	31	0
Cooks	10	155	15.5	31	0
Hogan	9	152	16.9	43	2
White	9	72	8.0	15	1
Dorsett	2	50	25.0	31	0
Burkhead	1	46	46.0	46	0
J. Hollister	1	0	0.0	0	0
TEAM	90	1152	12.8	50	8
OPPONENTS	74	921	12.4	55	7

* INTERCEPTIONS

Harmon	1	8	8.0	8	0
TEAM	1	8	8.0	8	0
OPPONENTS	0	0	---	---	0

* PUNTING

R. Allen	10	419	41.9	39.9	1	5	57	0
TEAM	10	419	41.9	39.9	1	5	57	0
OPPONENTS	14	612	43.7	40.0	0	6	62	0

* PUNT RETURNS

Amendola	5	9	52	10.4	20	0
TEAM	5	9	52	10.4	20	0
OPPONENTS	1	5	0	0.0	0	0

* KICKOFF RETURNS

D. Lewis	6	106	17.7	27	0
Burkhead	0	-1	---	-1	0
TEAM	6	105	17.5	27	0
OPPONENTS	10	222	22.2	27	0

* FIELD GOALS

Gostkowski	0/ 0	1/ 2	1/ 1	1/ 1	0/ 1
TEAM	0/ 0	1/ 2	1/ 1	1/ 1	0/ 1
OPPONENTS	0/ 0	1/ 1	0/ 0	3/ 3	1/ 1
Gostkowski: (53N) (31G) (26G,26N,45G)					
TM: (53N) (31G) (26G,26N,45G)					
OPP: () (54G,43G) (25G,42G,46G)					

Gostkowski: (53N) (31G) (26G,26N,45G)

TM: (53N) (31G) (26G,26N,45G)

OPP: () (54G,43G) (25G,42G,46G)

* PASSING	Att	Cmp	Yds	Cmp%	Yds/Att	TD	TD%	Int	Int%	Long	Sack/Lost	Rating
Brady	139	89	1132	64.0	8.14	8	5.8	0	0.0	50	4/ 17	108.6
Amendola	2	1	20	50.0	10.00	0	0.0	0	0.0	20	0/ 0	85.4
TEAM	141	90	1152	63.8	8.17	8	5.7	0	0.0	50	4/ 17	108.2
OPPONENTS	117	74	921	63.2	7.87	7	6.0	1	0.9	55	11/ 72	104.0



Fumbles-Lost (2-2)				
	No.	Lost	Rec	O.B.
Tom Brady	1	1	0	0
Dion Lewis	1	1	0	0
	2	2	0	0
MISC. OFFENSIVE STATS				
	Tkl	Ast	FF	FR
David Andrews	1	0	0	0
	1	0	0	0

5



2017 NEW ENGLAND PATRIOTS ROSTER

AS OF FEBRUARY 4, 2018

ALPHABETICAL ROSTER

#	NAME	POS	HT	WT	BORN	YR	COLLEGE	H.S. HOMETOWN
83	Allen, Dwayne	TE	6-3	265	2/24/1990	6	Clemson	Fayetteville, N.C.
6	Allen, Ryan	P	6-2	220	2/28/1990	5	Louisiana Tech	Salem, Ore.
80	Amendola, Danny	WR	5-11	190	11/2/1985	9	Texas Tech	The Woodlands, Texas
60	Andrews, David	C	6-3	295	7/10/1992	3	Georgia	Johns Creek, Ga.
29	Bademosi, Johnson	CB	6-0	206	7/23/1990	6	Stanford	Silver Springs, Md.
38	Bolden, Brandon	RB	5-11	220	1/26/1990	6	Mississippi	Baton Rouge, La.
12	Brady, Tom	QB	6-4	225	8/3/1977	18	Michigan	San Mateo, Calif.
97	Branch, Alan	DL	6-6	350	12/29/1984	11	Michigan	Rio Ranch, N.M.
85	Britt, Kenny	WR	6-3	223	9/18/1988	9	Rutgers	Bayonne, N.J.
90	Brown, Malcom	DL	6-2	320	2/2/1994	3	Texas	Brenham, Texas
34	Burkhead, Rex	RB	5-10	210	7/2/1990	5	Nebraska	Plano, Texas
70	Butler, Adam	DL	6-5	300	4/12/1994	R	Vanderbilt	Duncanville, Texas
21	Butler, Malcolm	CB	5-11	190	3/2/1990	4	West Alabama	Vicksburg, Miss.
49	Cardona, Joe	LS	6-3	245	4/16/1992	3	Navy	El Cajon, Calif.
23	Chung, Patrick	S	5-11	215	8/19/1987	9	Oregon	Rancho Cucamonga, Calif.
14	Cooks, Brandin	WR	5-10	189	9/25/1993	4	Oregon State	Stockton, Calif.
74	Croston, Cole	OL	6-5	315	12/25/1993	R	Iowa	Sergeant Bluff, Iowa
46	Develin, James	FB	6-3	255	7/23/1988	5	Brown	Gilbertsville, Pa.
13	Dorsett, Phillip	WR	5-10	185	1/5/1993	3	Miami (Fla.)	Ft. Lauderdale, Fla.
71	Fleming, Cameron	OL	6-6	320	9/3/1992	4	Stanford	Houston, Texas
59	Flowers, Marquis	LB	6-3	250	2/16/1992	4	Arizona	Phoenix, Ariz.
98	Flowers, Trey	DL	6-2	265	8/16/1993	3	Arkansas	Huntsville, Ala.
35	Gillisle, Mike	RB	5-11	219	11/1/1990	5	Florida	DeLand, Fla.
24	Gilmore, Stephon	CB	6-1	190	9/19/1990	6	South Carolina	Rock Hill, S.C.
3	Gostkowski, Stephen	K	6-1	215	1/28/1984	12	Memphis	Madison, Miss.
50	Grigsby, Nicholas	LB	6-2	230	7/2/1992	2	Pittsburgh	Trotwood, Ohio
96	Grissom, Geneo	DL	6-4	265	6/4/1992	3	Oklahoma	Hutchinson, Kan.
87	Gronkowski, Rob	TE	6-6	265	5/14/1989	8	Arizona	Pittsburgh, Pa.
93	Guy, Lawrence	DL	6-4	305	3/17/1990	7	Arizona State	Las Vegas, Nev.
30	Harmon, Duron	DB	6-1	205	1/24/1991	5	Rutgers	Magnolia, Del.
45	Harris, David	LB	6-2	250	1/21/1984	11	Michigan	Grand Rapids, Mich.
92	Harrison, James	LB	6-0	242	5/4/1978	15	Kent State	Akron, Ohio
15	Hogan, Chris	WR	6-1	210	10/24/1987	5	Monmouth	Wykoff, N.J.
47	Hollister, Jacob	TE	6-4	239	11/18/1993	R	Wyoming	Bend, Ore.
2	Hoyer, Brian	QB	6-2	215	10/13/1985	9	Michigan State	North Olmsted, Ohio
94	Jean Francois, Ricky	DL	6-3	313	11/23/1986	9	Louisiana State	Miami Gardens, Fla.
75	Karras, Ted	OL	6-4	305	3/15/1993	2	Illinois	Indianapolis, Ind.
36	King, Brandon	DB	6-2	220	6/8/1993	3	Auburn	Alabaster, Ala.
55	Lee, Eric	DL	6-3	260	8/6/1994	1	South Florida	Daphne, Ala.
33	Lewis, Dion	RB	5-8	195	9/27/1990	6	Pittsburgh	Blairtown, N.J.
69	Mason, Shaq	OL	6-1	310	8/28/1993	3	Georgia Tech	Columbia, Tenn.
32	McCourty, Devin	DB	5-10	195	8/13/1987	8	Rutgers	Montvale, N.J.
17	Reedy, Bernard	WR	5-9	175	12/31/1991	1	Toledo	St. Petersburg, Fla.
37	Richards, Jordan	DB	5-11	210	1/21/1993	3	Stanford	Folsom, Calif.
52	Roberts, Elandon	LB	6-0	235	4/22/1994	2	Houston	Port Arthur, Texas
25	Rowe, Eric	DB	6-1	205	10/3/1992	3	Utah	Klein, Texas
18	Slater, Matthew	WR	6-0	205	9/9/1985	10	UCLA	Anaheim, Calif.
77	Solder, Nate	T	6-8	325	4/12/1988	7	Colorado	Buena Vista, Colo.
62	Thuney, Joe	OL	6-5	305	11/18/1992	2	North Carolina State	Centerville, Ohio
53	Van Noy, Kyle	LB	6-3	243	3/26/1991	4	Brigham Young	Reno, Nev.
68	Waddle, LaAdrian	OL	6-6	315	7/21/1991	5	Texas Tech	Columbus, Texas
28	White, James	RB	5-10	205	2/3/1992	4	Wisconsin	Ft. Lauderdale, Fla.
91	Wise, Jr., Deatrich	DL	6-5	271	7/26/1994	R	Arkansas	Carrollton, Texas

NUMERICAL ROSTER

#	NAME	POS
2	Brian Hoyer	QB
3	Stephen Gostkowski	K
6	Ryan Allen	P
12	Tom Brady	QB
13	Phillip Dorsett	WR
14	Brandin Cooks	WR
15	Chris Hogan	WR
17	Bernard Reedy	WR
18	Matthew Slater	WR
21	Malcolm Butler	CB
23	Patrick Chung	S
24	Stephon Gilmore	CB
25	Eric Rowe	DB
28	James White	RB
29	Johnson Bademosi	CB
30	Duron Harmon	DB
32	Devin McCourty	DB
33	Dion Lewis	RB
34	Rex Burkhead	RB
35	Mike Gillislee	RB
36	Brandon King	DB
37	Jordan Richards	DB
38	Brandon Bolden	RB
45	David Harris	LB
46	James Develin	FB
47	Jacob Hollister	TE
49	Joe Cardona	LS
50	Nicholas Grigsby	LB
52	Elandon Roberts	LB
53	Kyle Van Noy	DL
55	Eric Lee	DL
59	Marquis Flowers	LB
60	David Andrews	C
62	Joe Thuney	OL
68	LaAdrian Waddle	OL
69	Shaq Mason	OL
70	Adam Butler	DL
71	Cameron Fleming	OL
74	Cole Croston	OL
75	Ted Karras	OL
77	Nate Solder	T
80	Danny Amendola	WR
83	Dwayne Allen	TE
85	Kenny Britt	WR
87	Rob Gronkowski	TE
90	Malcom Brown	DL
91	Deatrich Wise, Jr.	DL
92	James Harrison	LB
93	Lawrence Guy	DL
94	Ricky Jean Francois	DL
96	Geneo Grissom	DL
97	Alan Branch	DL
98	Trey Flowers	DL

PRACTICE SQUAD

#	NAME	POS	HT	WT	BORN	YR	COLLEGE	H.S. HOMETOWN
64	Ferentz, James	OL	6-2	285	6/5/1989	3	Iowa	Iowa City, Iowa
81	Hollister, Cody	WR	6-4	209	11/18/1993	R	Arkansas	Bend, Ore.
26	Jones, David	DB	6-3	210	12/4/1993	R	Richmond	St. Petersburg, Fla.
72	King, Jason	OL	6-4	310	11/18/1993	R	Purdue	Little Rick, Ark.
27	Lewis, Ryan	CB	6-0	200	4/15/1994	R	Pittsburgh	Seattle, Wash.
84	McCarron, Riley	WR	5-9	185	6/16/1993	R	Iowa	Dubuque, Iowa
51	Reilly, Trevor	LB	6-5	240	1/17/1988	3	Utah	Valley Center, Calif.
39	Travis, Damarious	DB	6-2	215	4/19/1994	R	Minnesota	Pensacola, Fla.
82	Tye, Will	TE	6-2	256	11/4/1991	3	Stony Brook	Salisbury, Conn.
22	Wiltz, Jomal	CB	5-10	180	10/23/1994	R	Iowa State	Houston Texas

PRACTICE SQUAD

#	NAME	POS
22	Jomal Wiltz	CB
26	David Jones	DB
27	Ryan Lewis	CB
39	Damarious Travis	DB
51	Trevor Reilly	LB
64	James Ferentz	OL
72	Jason King	OL
81	Cody Hollister	WR
82	Will Tye	TE
84	Riley McCarron	WR

RESERVE/INJURED LIST

#	NAME	POS	HT	WT	BORN	YR	COLLEGE	H.S. HOMETOWN
88	Bennett, Martellus	TE	6-6	275	3/10/1987	10	Texas A&M	Taylor, Texas
61	Cannon, Marcus	OL	6-6	335	5/6/1988	7	Texas Christian	Odessa, Texas
43	Ebner, Nate	DB	6-0	220	12/14/1988	6	Ohio State	Dublin, Ohio
11	Edelman, Julian	WR	5-10	200	5/22/1986	9	Kent State	Redwood City, Calif.
54	Hightower, Dont'a	LB	6-3	265	3/12/1990	6	Alabama	Lewisburg, Tenn.
41	Jones, Cyrus	CB	5-10	200	11/29/1993	2	Alabama	Baltimore, Md.
31	Jones, Jonathan	DB	5-10	190	9/20/1993	2	Auburn	Carrollton, Ga.
58	McClellin, Shea	LB	6-3	250	8/1/1989	6	Boise State	Marsing, Idaho
19	Mitchell, Malcolm	WR	6-1	200	7/20/1993	2	Georgia	Valdosta, Ga.
95	Rivers, Derek	DE	6-5	250	5/9/1994	R	Youngstown State	Kinston, N.C.
99	Valentine, Vincent	DT	6-3	320	2/23/1994	2	Nebraska	Edwardsville, Ill.

RESERVE/INJURED LIST

#	NAME	POS
11	Julian Edelman	WR
19	Malcolm Mitchell	WR
31	Jonathan Jones	DB
41	Cyrus Jones	CB
43	Nate Ebner	DB
54	Dont'a Hightower	LB
58	Shea McClellin	LB
61	Marcus Cannon	OL
88	Martellus Bennett	TE
95	Derek Rivers	DE
99	Vincent Valentine	DT

RESERVE/NON-FOOTBALL INJURY

#	NAME	POS	HT	WT	BORN	YR	COLLEGE	H.S. HOMETOWN
42	Davis, Keionta	DL	6-4	260	3/1/1994	R	Tennessee-Chattanooga	Chattanooga, Tenn.
76	Jelks, Andrew	OL	6-6	307	12/6/1993	R	Vanderbilt	Paris, Tenn.
48	Langi, Harvey	LB	6-2	252	9/24/1992	R	Brigham Young	South Jordan, Utah

RESERVE/NON-FOOTBALL INJURY

#	NAME	POS
42	Keionta Davis	DL
48	Harvey Langi	LB
76	Andrew Jelks	OL

RESERVE/NON-FOOTBALL ILLNESS

#	NAME	POS	HT	WT	BORN	YR	COLLEGE	H.S. HOMETOWN
63	Garcia, Tony	OL	6-7	302	12/10/1993	R	Troy	Riverdale, Ga.

RESERVE/NON-FOOTBALL ILLNESS

#	NAME	POS
63	Tony Garcia	OL

HEAD COACH: BILL BELICHICK

ASSISTANTS: Steve Belichick, Safeties; Josh Boyer, Cornerbacks; Moses Cabrera, Head Strength and Conditioning; Nick Caley, Tight Ends; Brendan Daly, Defensive Line; Ivan Fears, Running Backs; Brian Flores, Linebackers; James Hardy, Assistant Strength and Conditioning; Joe Judge, Special Teams; Josh McDaniels, Offensive Coordinator/Quarterbacks; Chad O'Shea, Wide Receivers; Matt Patricia, Defensive Coordinator; Dante Scarnecchia, Offensive Line; Jerry Schuplinski, Assistant Quarterbacks; Ray Ventrone, Asst. Special Teams.



2017 NUMERICAL ROSTER

February 4, 2018

#	NAME	POS	HT	WT	AGE	YR	COLLEGE	HOW ACQ.
2	Brian Hoyer	QB	6-2	215	32	9	Michigan State	FA-17
3	Stephen Gostkowski	K	6-1	215	34	12	Memphis	D4b-06
6	Ryan Allen	P	6-2	220	27	5	Louisiana Tech	FA-13
12	Tom Brady	QB	6-4	225	40	18	Michigan	D6b-00
13	Phillip Dorsett	WR	5-10	185	25	3	Miami (Fla.)	TR (IND)-17
14	Brandin Cooks	WR	5-10	189	24	4	Oregon State	TR (NO)-17
15	Chris Hogan	WR	6-1	210	30	5	Monmouth	RFA (BUF)-16
17	Bernard Reedy	WR	5-9	175	26	1	Toledo	FA-17
18	Matthew Slater	WR	6-0	205	32	10	UCLA	D5-08
21	Malcolm Butler	CB	5-11	190	27	4	West Alabama	FA-14
23	Patrick Chung	S	5-11	215	30	9	Oregon	FA-14
24	Stephon Gilmore	CB	6-1	190	27	6	South Carolina	UFA (BUF)-17
25	Eric Rowe	DB	6-1	205	25	3	Utah	TR (PHI)-16
28	James White	RB	5-10	205	26	4	Wisconsin	D4b-14
29	Johnson Bademosi	CB	6-0	206	27	6	Stanford	TR (DET)-17
30	Duron Harmon	DB	6-1	205	27	5	Rutgers	D3b-13
32	Devin McCourty	DB	5-10	195	30	8	Rutgers	D1-10
33	Dion Lewis	RB	5-8	195	27	6	Pittsburgh	FA-15
34	Rex Burkhead	RB	5-10	210	27	5	Nebraska	UFA (CIN)-17
35	Mike Gillislee	RB	5-11	219	27	5	Florida	RFA (BUF)-17
36	Brandon King	DB	6-2	220	24	3	Auburn	FA-15
37	Jordan Richards	DB	5-11	210	25	3	Stanford	D2-15
38	Brandon Bolden	RB	5-11	220	28	6	Mississippi	FA-12
45	David Harris	LB	6-2	250	34	11	Michigan	FA-17
46	James Develin	FB	6-3	255	29	5	Brown	FA-12
47	Jacob Hollister	TE	6-4	239	24	R	Wyoming	FA-17
49	Joe Cardona	LS	6-3	245	25	3	Navy	D5-15
50	Nicholas Grigsby	LB	6-2	230	25	2	Pittsburgh	FA-17
52	Elandon Roberts	LB	6-0	235	23	2	Houston	D6b-16
53	Kyle Van Noy	LB	6-3	243	26	4	Brigham Young	TR (DET)-16
55	Eric Lee	DL	6-3	260	23	1	South Florida	FA-17
59	Marquis Flowers	LB	6-3	250	25	4	Arizona	TR (CIN)-17
60	David Andrews	C	6-3	295	25	3	Georgia	FA-15
62	Joe Thuney	OL	6-5	305	25	2	North Carolina State	D3a-16
68	LaAdrian Waddle	OL	6-6	315	26	5	Texas Tech	CW (DET)-15
69	Shaq Mason	OL	6-1	310	24	3	Georgia Tech	D4c-15
70	Adam Butler	DL	6-5	300	23	R	Vanderbilt	FA-17
71	Cameron Fleming	OL	6-6	320	25	4	Stanford	D4c-14
74	Cole Croston	OL	6-5	315	24	R	Iowa	FA-17
75	Ted Karras	OL	6-4	305	24	2	Illinois	D6c-16
77	Nate Solder	T	6-8	325	29	7	Colorado	D1-11
80	Danny Amendola	WR	5-11	190	32	9	Texas Tech	UFA (STL)-13
83	Dwayne Allen	TE	6-3	265	27	6	Clemson	TR (IND)-17
85	Kenny Britt	WR	6-3	223	29	9	Rutgers	FA-17
87	Rob Gronkowski	TE	6-6	265	28	8	Arizona	D2a-10
90	Malcom Brown	DL	6-2	320	24	3	Texas	D1-15
91	Deatrich Wise, Jr.	DL	6-5	271	23	R	Arkansas	D4-17
92	James Harrison	LB	6-0	242	39	15	Kent State	FA-17
93	Lawrence Guy	DL	6-4	305	27	7	Arizona State	UFA (BAL)-17
94	Ricky Jean Francois	DL	6-3	313	31	9	Louisiana State	FA-17
96	Geneo Grissom	DL	6-4	265	25	3	Oklahoma	D3-15
97	Alan Branch	DL	6-6	350	33	11	Michigan	FA-14
98	Trey Flowers	DL	6-2	265	24	3	Arkansas	D4a-15

PRACTICE SQUAD

#	NAME	POS	HT	WT	AGE	YR	COLLEGE	HOW ACQ.
22	Jomal Wiltz	CB	5-10	180	23	R	Iowa State	FA-17
26	David Jones	DB	6-3	210	24	R	Richmond	FA-17
27	Ryan Lewis	CB	6-0	200	23	R	Pittsburgh	FA-17
39	Damarius Travis	DB	6-2	215	23	R	Minnesota	FA-17
51	Trevor Reilly	LB	6-5	240	30	3	Utah	FA-17
64	James Ferentz	OL	6-2	285	28	3	Iowa	FA-17
72	Jason King	OL	6-4	310	24	R	Purdue	FA-17
81	Cody Hollister	WR	6-4	209	24	R	Arkansas	FA-17
82	Will Tye	TE	6-2	256	26	3	Stony Brook	FA-17
84	Riley McCarron	WR	5-9	185	24	R	Iowa	FA-17

RESERVE/INJURED LIST

#	NAME	POS	HT	WT	AGE	YR	COLLEGE	(IR DATE)
11	Julian Edelman	WR	5-10	200	31	9	Kent State	(9/2/2017)
19	Malcolm Mitchell	WR	6-1	200	24	2	Georgia	(9/7/2017)
31	Jonathan Jones	DB	5-10	190	24	2	Auburn	(01/17/18)
41	Cyrus Jones	CB	5-10	200	24	2	Alabama	(9/2/2017)
43	Nate Ebner	DB	6-0	220	29	6	Ohio State	(11/27/2017)
54	Dont'a Hightower	LB	6-3	265	27	6	Alabama	(11/7/2017)
58	Shea McClellin	LB	6-3	250	28	6	Boise State	(9/5/2017)
61	Marcus Cannon	OL	6-6	335	29	7	Texas Christian	(12/13/2017)
88	Martellus Bennett	TE	6-6	275	30	10	Texas A&M	(11/27/2017)
95	Derek Rivers	DE	6-5	250	23	R	Youngstown State	(9/2/2017)
99	Vincent Valentine	DT	6-3	320	23	2	Nebraska	9/22/2017)

RESERVE/NON-FOOTBALL INJURY

#	NAME	POS	HT	WT	AGE	YR	COLLEGE	(DATE)
42	Keionta Davis	DL	6-4	260	23	R	Tennessee-Chattanooga	(9/2/2017)
48	Harvey Langi	LB	6-2	252	25	R	Brigham Young	(10/25/2017)
76	Andrew Jelks	OL	6-6	307	24	R	Vanderbilt	(9/2/2017)

RESERVE/NON-FOOTBALL ILLNESS

#	NAME	POS	HT	WT	AGE	YR	COLLEGE	(DATE)
63	Tony Garcia	OL	6-7	302	24	R	Troy	(9/2/2017)



2017 POSITIONAL ROSTER

February 4, 2018

DEFENSE (24)								
#	NAME	POS	HT	WT	BORN	YR	COLLEGE	H.S. HOMETOWN
DEFENSIVE LINE (9)								
97	Branch, Alan	DL	6-6	350	12/29/1984	11	Michigan	Rio Rancho, N.M.
90	Brown, Malcom	DL	6-2	320	2/2/1994	3	Texas	Brenham, Texas
70	Butler, Adam	DL	6-5	300	4/12/1994	R	Vanderbilt	Duncanville, Texas
98	Flowers, Trey	DL	6-2	265	8/16/1993	3	Arkansas	Huntsville, Ala.
96	Grissom, Geneo	DL	6-4	265	6/4/1992	3	Oklahoma	Hutchinson, Kan.
93	Guy, Lawrence	DL	6-4	305	3/17/1990	7	Arizona State	Las Vegas, Nev.
94	Jean Francois, Ricky	DL	6-3	313	11/23/1986	9	Louisiana State	Miami Gardens, Fla.
55	Lee, Eric	LB	6-3	260	8/6/1994	1	South Florida	Daphne, Ala.
91	Wise Jr., Deatrich	DL	6-5	271	7/26/1994	R	Arkansas	Carrollton, Texas
LINEBACKER (6)								
59	Flowers, Marquis	LB	6-3	250	2/16/1992	4	Arizona	Phoenix, Ariz.
50	Grigsby, Nicholas	LB	6-2	230	7/2/1992	2	Pittsburgh	Trotwood, Ohio
45	Harris, David	LB	6-2	250	1/21/1984	11	Michigan	Grand Rapids, Mich.
92	Harrison, James	LB	6-0	242	5/4/1978	15	Kent State	Akron, Ohio
52	Roberts, Elandon	LB	6-0	235	4/22/1994	2	Houston	Port Arthur, Texas
53	Van Noy, Kyle	LB	6-3	243	3/26/1991	4	Brigham Young	Reno, Nev.
DEFENSIVE BACK (9)								
29	Bademosi, Johnson	CB	6-0	206	7/23/1990	6	Stanford	Silver Spring, Md.
21	Butler, Malcolm	CB	5-11	190	3/2/1990	4	West Alabama	Vicksburg, Miss.
23	Chung, Patrick	S	5-11	215	8/19/1987	9	Oregon	Rancho Cucamonga, Calif.
24	Gilmore, Stephon	CB	6-1	190	9/19/1990	6	South Carolina	Rock Hill, South Carolina
30	Harmon, Duron	DB	6-1	205	1/24/1991	5	Rutgers	Magnolia, Del.
36	King, Brandon	DB	6-2	220	6/8/1993	3	Auburn	Alabaster, Ala.
32	McCourt, Devin	DB	5-10	195	8/13/1987	8	Rutgers	Montvale, N.J.
37	Richards, Jordan	DB	5-11	210	1/21/1993	3	Stanford	Folsom, Calif.
25	Rowe, Eric	DB	6-1	205	10/3/1992	3	Utah	Klein, Texas
OFFENSE (26)								
#	NAME	POS	HT	WT	BORN	YR	COLLEGE	H.S. HOMETOWN
OFFENSIVE LINE (8)								
60	Andrews, David	C	6-3	295	7/10/1992	3	Georgia	Johns Creek, Ga.
74	Croston, Cole	OL	6-5	315	12/25/1993	R	Iowa	Sergeant Bluff, Iowa
71	Fleming, Cameron	OL	6-6	320	9/3/1992	4	Stanford	Houston, Texas
75	Karras, Ted	OL	6-4	305	3/15/1993	2	Illinois	Indianapolis, Ind.
69	Mason, Shaq	OL	6-1	310	8/28/1993	3	Georgia Tech	Columbia, Tenn.
77	Solder, Nate	T	6-8	325	4/12/1988	7	Colorado	Buena Vista, Co.
62	Thuney, Joe	OL	6-5	305	11/18/1992	2	North Carolina State	Centerville, Ohio
68	Waddle, LaAdrian	OL	6-6	315	7/21/1991	5	Texas Tech	Columbus, Texas
QUARTERBACK (2)								
12	Brady, Tom	QB	6-4	225	8/3/1977	18	Michigan	San Mateo, Calif.
2	Hoyer, Brian	QB	6-2	215	10/13/1985	9	Michigan State	North Olmsted, Ohio
WIDE RECEIVER (7)								
80	Amendola, Danny	WR	5-11	190	11/2/1985	9	Texas Tech	The Woodlands, Texas
85	Britt, Kenny	WR	6-3	223	9/18/1988	9	Rutgers	Bayonne, N.J.
14	Cooks, Brandin	WR	5-10	189	9/25/1993	4	Oregon State	Stockton, Calif.
13	Dorsett, Phillip	WR	5-10	185	1/5/1993	3	Miami (Fla.)	Ft. Lauderdale, Fla.
15	Hogan, Chris	WR	6-1	210	10/24/1987	5	Monmouth	Wykoff, N.J.
17	Reedy, Bernard	WR	5-9	175	12/31/1991	1	Toledo	St. Petersburg, Fla.
18	Slater, Matthew	WR	6-0	205	9/9/1985	10	UCLA	Anaheim, Calif.
RUNNING BACK (6)								
38	Bolden, Brandon	RB	5-11	220	1/26/1990	6	Mississippi	Baton Rouge, La.
34	Burkhead, Rex	RB	5-10	210	7/2/1990	5	Nebraska	Plano, Texas
46	Develin, James	FB	6-3	255	7/23/1988	5	Brown	Gilbertsville, Pa.
35	Gillislee, Mike	RB	5-11	219	1/1/1990	5	Florida	DeLand, Fla.
33	Lewis, Dion	RB	5-8	195	9/27/1990	6	Pittsburgh	Blairstown, N.J.
28	White, James	RB	5-10	205	2/3/1992	4	Wisconsin	Ft. Lauderdale, Fla.
TIGHT END (3)								
83	Allen, Dwayne	TE	6-3	265	2/24/1990	6	Clemson	Fayetteville, N.C.
87	Gronkowski, Rob	TE	6-6	265	5/14/1989	8	Arizona	Pittsburgh, Pa.
47	Hollister, Jacob	TE	6-4	239	11/18/1993	R	Wyoming	Bend, Ore.
SPECIALISTS (3)								
#	NAME	POS	HT	WT	BORN	YR	COLLEGE	H.S. HOMETOWN
SPECIALISTS (3)								
6	Allen, Ryan	P	6-2	220	2/28/1990	5	Louisiana Tech	Salem, Ore.
49	Cardona, Joe	LS	6-3	245	4/16/1992	3	Navy	El Cajon, Calif.
3	Gostkowski, Stephen	K	6-1	215	1/28/1984	12	Memphis	Madison, Miss.
RESERVE/INJURED (11)								
#	NAME	POS	HT	WT	BORN	YR	COLLEGE	H.S. HOMETOWN
RESERVE/INJURED (11)								
88	Bennett, Martellus	TE	6-6	275	3/10/1987	10	Texas A&M	Taylor, Texas
61	Cannon, Marcus	OL	6-6	335	5/6/1988	7	Texas Christian	Odessa, Texas
43	Ebner, Nate	DB	6-0	220	12/14/1988	6	Ohio State	Dublin, Ohio
11	Edelman, Julian	WR	5-10	200	5/22/1986	9	Kent State	Redwood City, Calif.
54	Hightower, Dont'a	LB	6-3	265	3/12/1990	6	Alabama	Lewisburg, Tenn.
41	Jones, Cyrus	CB	5-10	200	11/29/1993	2	Alabama	Baltimore, Md.
31	Jones, Jonathan	DB	5-10	190	9/20/1993	2	Auburn	Carrollton, Ga.
58	McClellan, Shea	LB	6-3	250	8/1/1989	6	Boise State	Marsing, Idaho
19	Mitchell, Malcolm	WR	6-1	200	7/20/1993	2	Georgia	Valdosta, Ga.
95	Rivers, Derek	DE	6-5	250	5/9/1994	R	Youngstown State	Kinston, N.C.
99	Valentine, Vincent	DT	6-3	320	2/23/1994	2	Nebraska	Edwardsville, Ill.
RESERVE/NON-FOOTBALL INJURY (3)								
#	NAME	POS	HT	WT	BORN	YR	COLLEGE	H.S. HOMETOWN
NON-FOOTBALL INJURY (3)								
42	Davis, Keionta	DL	6-4	260	3/1/1994	R	Tennessee-Chattanooga	Chattanooga, Tenn.
63	Garcia, Tony	OL	6-7	302	12/10/1993	R	Troy	Riverdale, Ga.
48	Langi, Harvey	LB	6-2	252	9/24/1992	R	Brigham Young	South Jordan, Utah
RESERVE/NON-FOOTBALL ILLNESS (1)								
#	NAME	POS	HT	WT	BORN	YR	COLLEGE	H.S. HOMETOWN
NON-FOOTBALL ILLNESS (1)								
63	Garcia, Tony	OL	6-7	302	12/10/1993	R	Troy	Riverdale, Ga.



HOW THE PATRIOTS WERE BUILT

UPDATED: February 4, 2018

<u>YEAR</u>	<u>DRAFTEES (19)</u>	<u>VETERAN FREE AGENTS (15)</u>	<u>WAIVERS (1) / TRADES (7)</u>	<u>ROOKIE AND FIRST-YEAR FREE AGENTS (11)</u>
2000	Tom Brady (6b)			
2006	Stephen Gostkowski (4b)			
2008	Matthew Slater (5)			
2010	Devin McCourty (1) Rob Gronkowski (2a)			
2011	Nate Solder (1)			
2012				Brandon Bolden (fa) James Develin (fa) (CIN)
2013	Duron Harmon (3b)	Danny Amendola (fa) (DAL)		Ryan Allen (fa)
2014	James White (4b) Cameron Fleming (4c)	Alan Branch (2) (ARI) Patrick Chung (2) (NE)		Malcolm Butler (fa)
2015	Malcom Brown (1) Jordan Richards (2) Geneo Grissom (3) Trey Flowers (4a) Shaq Mason (4c) Joe Cardona (5)	Dion Lewis (5) (PHI)	LaAdrian Waddle (fa) CW (DET)	David Andrews (fa) Brandon King (fa)
2016	Joe Thuney (3a) Elandon Roberts (6b) Ted Karras (6c)	Chris Hogan (fa) (SF)	Eric Rowe (2) (tr-PHI) Kyle Van Noy (2) (tr-DET)	
2017	Deatrich Wise, Jr. (4)	Kenny Britt (1) (TEN) Rex Burkhead (6) (CIN) Mike Gillislee (5) (BUF) Stephon Gilmore (1) (BUF) Nicholas Grigsby (fa) (LAR) Lawrence Guy (7) (GB) David Harris (2) (NYJ) James Harrison (fa) (PIT) Brian Hoyer (fa) (NE) Ricky Jean Francois (7) (SF)	Dwayne Allen (3) (tr-IND) Johnson Bademosi (fa) (tr-DET) Brandin Cooks (1) (tr-NO) Phillip Dorsett (1) (tr-IND) Marquis Flowers (6) (tr-CIN)	Adam Butler (fa) Cole Croston (fa) Jacob Hollister (fa) Eric Lee (fa) (HOU) Bernard Reedy (fa) (ATL)

NOTE: Team in parenthesis is the player's original team
(#) – indicates round drafted
(fa) – indicates non-drafted free agents

RESERVE/NON-FOOTBALL INJURY

Keionta Davis (fa)
Andrew Jelks (fa)
Harvey Langi (fa)

RESERVE/NON-FOOTBALL ILLNESS

Tony Garcia (3b)

RESERVE/INJURED (11)

Martellus Bennett (2) CW (GB)
Marcus Cannon (5a)
Nate Ebner (6)
Julian Edelman (7a)
Dont'a Hightower (1b)
Cyrus Jones (2)
Jonathan Jones (fa)
Malcolm Mitchell (4)
Shea McClellin (1) (CHI)
Derek Rivers (3a)
Vincent Valentine (3c)



UNOFFICIAL DEPTH CHART

Unofficial depth chart compiled by Patriots media relations

OFFENSE

WR:	14 Brandin Cooks	80 Danny Amendola	18 Matthew Slater	17 Bernard Reedy
LT:	77 Nate Solder	68 LaAdrian Waddle		
LG:	62 Joe Thuney	<u>74 Cole Croston</u>		
C:	60 David Andrews	75 Ted Karras		
RG:	69 Shaq Mason	75 Ted Karras		
RT:	71 Cameron Fleming	68 LaAdrian Waddle		
TE:	87 Rob Gronkowski	83 Dwayne Allen	<u>47 Jacob Hollister</u>	
WR:	15 Chris Hogan	13 Phillip Dorsett	85 Kenny Britt	
QB:	12 Tom Brady	2 Brian Hoyer		
RB:	33 Dion Lewis	34 Rex Burkhead	46 James Develin	
RB:	28 James White	35 Mike Gillislee	38 Brandon Bolden	

DEFENSE

LE:	55 Eric Lee	<u>91 Deatrich Wise, Jr.</u>	96 Geneo Grissom
DT:	93 Lawrence Guy	97 Alan Branch	
DT:	90 Malcom Brown	94 Ricky Jean Francois	
RE:	98 Trey Flowers	<u>70 Adam Butler</u>	
LB:	53 Kyle Van Noy	59 Marquis Flowers	50 Nicholas Grigsby
LB:	52 Elandon Roberts	45 David Harris	92 James Harrison
RCB:	24 Stephon Gilmore	25 Eric Rowe	
LCB:	21 Malcolm Butler	29 Johnson Bademosi	
S:	23 Patrick Chung	37 Jordan Richards	
S:	32 Devin McCourty	36 Brandon King	
S:	30 Duron Harmon		

SPECIAL TEAMS

K:	3 Stephen Gostkowski		
P:	6 Ryan Allen		
H:	6 Ryan Allen		
PR:	80 Danny Amendola	17 Bernard Reedy	
KR:	33 Dion Lewis	18 Matthew Slater	80 Danny Amendola
LS:	49 Joe Cardona		

PRONUNCIATION GUIDE

Danny Amendola	am-men-DOLE-uh	Stephen Gostkowski	gost-COW-ski
Johnson Bademosi	BAH-da-mo-see	Geneo Grissom	GEE-no
Joe Cardona	car-DOAN-a	Ricky Jean Francois	zhan fran-SWAH
Phillip Dorsett	door-SET	Ted Karras	CARE-us
Marquis Flowers	mar-KEECE	Joe Thuney	TOO-nee
Mike Gillislee	gil-is-LEE	Deatrich Wise, Jr.	DEE-tritch
Stephon Gilmore	steph-AHN		



2017 TRANSACTIONS

UPDATED: February 4, 2018

FEBRUARY, 2017

2/7/2017	Barker, Chris	Signed to a future contract
2/7/2017	Bates, Trevor	Signed to a future contract
2/7/2017	Douglas, Jamil	Signed to a future contract
2/7/2017	Farris, Chase	Signed to a future contract
2/7/2017	Gaffney, Tyler	Signed to a future contract
2/7/2017	Hamilton, Woodrow	Signed to a future contract
2/7/2017	Kilgo, Darius	Signed to a future contract
2/7/2017	Lucien, Devin	Signed to a future contract
2/14/2017	Gronkowski, Glenn	Signed to a future contract

MARCH, 2017

3/3/2017	Vollmer, Sebastian	Released
3/9/2017	Allen, Dwayne	Acquired Via Trade (Indianapolis)
3/10/2017	Gilmore, Stephon	Signed
3/10/2017	Harmon, Duron	Re-signed
3/10/2017	Williams, Michael	Re-signed
3/11/2017	Cooks, Brandin	Acquired Via Trade (New Orleans)
3/11/2017	Ealy, Kony	Acquired Via Trade (Carolina)
3/13/2017	Guy, Lawrence	Signed
3/14/2017	Burkhead, Rex	Signed
3/16/2017	Hightower, Dont'a	Re-signed
3/16/2017	Coleman, Justin	Re-signed
3/20/2017	Gaffney, Tyler	Released

APRIL, 2017

4/5/2017	Bolden, Brandon	Re-signed
4/10/2017	Branch, Alan	Re-signed
4/10/2017	Fleming, Cameron	Re-signed
4/12/2017	King, Brandon	Re-signed
4/18/2017	Butler, Malcolm	Re-signed
4/18/2017	Lengel, Matt	Re-signed
4/18/2017	Jackson, Tre'	Released
4/24/2017	Gillisle, Mike	Signed
4/28/2017	Rivers, Derek	Drafted
4/28/2017	Garcia, Tony	Drafted
4/29/2017	O'Shaughnessy, James	Acquired Via Trade (Kansas City)
4/29/2017	Wise Jr., Deatrich	Drafted
4/29/2017	McDermott, Conor	Drafted

MAY, 2017

5/2/2017	Street, Devin	Claimed off Waivers (IND)
5/5/2017	McDermott, Conor	Signed/Draft Choice
5/5/2017	Augusta, Josh	Signed
5/5/2017	Butler, Adam	Signed
5/5/2017	Carr, Austin	Signed
5/5/2017	Croston, Cole	Signed
5/5/2017	Daniels Jr., LeShun	Signed
5/5/2017	Ellis, Brooks	signed
5/5/2017	Holliser, Cody	Signed
5/5/2017	Hollister, Jacob	Signed
5/5/2017	Jelks, Andrew	Signed
5/5/2017	Jones, David	Signed
5/5/2017	Killings, D.J.	Signed
5/5/2017	King, Jason	Signed
5/5/2017	Langi, Harvey	Signed
5/5/2017	Moore, Kenny II	Signed
5/5/2017	Rich, Max	Signed
5/5/2017	Thomas, Dwayne	Signed
5/5/2017	Thompson, Jason	Signed
5/5/2017	Travis, Damarius	Signed
5/5/2017	Vereen, Corey	Signed
5/12/2017	Williams, Michael	Released
5/17/2017	Housler, Rob	Released
5/18/2017	Cotton, Sam	Signed
5/18/2017	Ferentz, James	Signed
5/18/2017	Wise Jr., Deatrich	Signed/Draft Choice
5/18/2017	Barker, Chris	Released
5/22/2017	White, DeAndrew	Signed
5/24/2017	Street, Devin	Released
5/25/2017	Hawkins, Andrew	Signed

JUNE, 2017

6/5/2017	Garcia, Tony	Signed/Draft Choice
6/5/2017	Likely, Will	Signed
6/5/2017	Vereen, Corey	Released
6/6/2017	Vereen, Corey	Placed on Reserve/Injured
6/8/2017	Rivers, Derek	Signed/Draft Choice
6/22/2017	Harris, David	Signed
6/22/2017	White, DeAndrew	Released

JULY, 2017

7/20/2017	Farris, Chase	Released
7/26/2017	Hawkins, Andrew	Reserve/Retired

JULY, 2017 (Continued)

7/27/2017	Kidder, Caleb	Signed
7/27/2017	Washington, Tony	Signed
7/30/2017	Ninkovich, Rob	Reserve/Retired
7/30/2017	Maye, K.J.	Signed

AUGUST, 2017

8/13/2017	Davis, Keionta	Signed
8/13/2017	Thomas, Dwayne	Released
8/26/2017	Ealy, Kony	Released
8/27/2017	Lengel, Matt	Released
8/27/2017	Kidder, Caleb	Released
8/28/2017	Bart, Michael	Signed
8/28/2017	Kuntz, Christian	Signed
8/28/2017	Usher, Nick	Signed
8/29/2017	Flowers, Marquis	Acquired Via Trade (Cincinnati)
8/29/2017	Kuntz, Christian	Released

SEPTEMBER, 2017

9/1/2017	Coleman, Justin	Traded to Seattle
9/2/2017	Brissett, Jacoby	Traded to Indianapolis
9/2/2017	Dorsett, Phillip	Acquired Via Trade (Indianapolis)
9/2/2017	Bademosi, Johnson	Acquired Via Trade (Detroit)
9/2/2017	Marsh, Cassius	Acquired Via Trade (Seattle)
9/2/2017	Edelman, Julian	Placed Reserve/Injured
9/2/2017	Jones, Cyrus	Placed Reserve/Injured
9/2/2017	Rivers, Derek	Placed Reserve/Injured
9/2/2017	Jelks, Andrew	Placed on Reserve/Non-Football Injury
9/2/2017	Davis, Keionta	Placed on Reserve/Non-Football Injury
9/2/2017	Garcia, Antonio	Placed on Reserve/Non-Football Illness
9/2/2017	Augusta, Josh	Released
9/2/2017	Bart, Michael	Released
9/2/2017	Bates, Trevor	Released
9/2/2017	Bolden, Brandon	Released
9/2/2017	Carr, Austin	Released
9/2/2017	Cotton, Sam	Released
9/2/2017	Daniels, LeShun	Released
9/2/2017	Douglas, Jamil	Released
9/2/2017	Ellis, Brooks	Released
9/2/2017	Ferentz, James	Released
9/2/2017	Foster, D.J.	Released
9/2/2017	Freemy, Jonathan	Released
9/2/2017	Grissom, Geneo	Released
9/2/2017	Gronkowski, Glenn	Released
9/2/2017	Hamilton, Woodrow	Released
9/2/2017	Hollister, Cody	Released
9/2/2017	Jones, David	Released
9/2/2017	Karras, Ted	Released
9/2/2017	Kilgo, Darius	Released
9/2/2017	Killings, D.J.	Released
9/2/2017	King, Jason	Released
9/2/2017	Likely, Will	Released
9/2/2017	Lucien, Devin	Released
9/2/2017	Maye, K.J.	Released
9/2/2017	McDermott, Conor	Released
9/2/2017	Moore, Kenny II	Released
9/2/2017	O'Shaughnessy, James	Released
9/2/2017	Rich, Max	Released
9/2/2017	Thompson, Jason	Released
9/2/2017	Travis, Damarius	Released
9/2/2017	Usher, Nick	Released
9/2/2017	Washington, Tony	Released
9/3/2017	Bates, Trevor	Signed to the practice squad
9/3/2017	Ferentz, James	Signed to the practice squad
9/3/2017	Foster, D.J.	Signed to the practice squad
9/3/2017	Grissom, Geneo	Signed to the practice squad
9/3/2017	Hollister, Cody	Signed to the practice squad
9/3/2017	Jones, David	Signed to the practice squad
9/3/2017	Karras, Ted	Signed to the practice squad
9/3/2017	Kilgo, Darius	Signed to the practice squad
9/3/2017	Travis, Damarius	Signed to the practice squad
9/4/2017	Bolden, Brandon	Signed
9/4/2017	McClellin, Shea	Placed on Reserve/Injured
9/4/2017	Ayers, Demarcus	Signed to the practice squad
9/4/2017	Blackson, Angelo	Signed to the practice squad
9/4/2017	Kilgo, Darius	Released from the practice squad
9/5/2017	Beavers, Willie	Signed to the practice squad
9/5/2017	Bates, Trevor	Released from the practice squad
9/7/2017	Mitchell, Malcolm	Placed on Reserve/Injured
9/7/2017	Karras, Ted	Signed from the practice squad
9/7/2017	Wiltz, Jomal	Signed to the practice squad
9/13/2017	Lewis, Ryan	Signed to the practice squad
9/16/2017	Beavers, Willie	Released from the practice squad
9/19/2017	Nelson, Jr., Robert	Signed to the practice squad
9/20/2017	King, Jason	Signed to the practice squad
9/20/2017	Wiltz, Jomal	Released from the practice squad



2017 TRANSACTIONS

SEPTEMBER, 2017 (Continued)

9/22/2017	Grissom, Geneo	Signed from the practice squad
9/22/2017	McCarron, Riley	Signed to the practice squad
9/22/2017	Valentine, Vincent	Placed on Reserve/Injured
9/23/2017	Heinicke, Taylor	Signed to the practice squad
9/23/2017	Ayers, Demarcus	Released from the practice squad
9/25/2017	Wiltz Jomal	Signed to the practice squad
9/25/2017	Nelson Jr., Robert	Released from the practice squad

OCTOBER, 2017

10/9/2017	Carter, Alex	Signed to the practice squad
10/9/2017	Toner, Cole	Signed to the practice squad
10/9/2017	Heinicke, Taylor	Released from the practice squad
10/9/2017	King, Jason	Released from the practice squad
10/12/2017	Reilly, Trevor	Signed to the practice squad
10/12/2017	Tye, Will	Signed to the practice squad
10/12/2017	Toner, Cole	Placed on Practice Squad/IR
10/12/2017	Carter, Alex	Released from the practice squad
10/25/2017	Langi, Harvey	Placed on Reserve/Non-Football/Injury
10/25/2017	Reilly, Trevor	Signed from the practice squad
10/25/2017	Purcell, Mike	Signed to the practice squad
10/26/2017	Kumerow, Jake	Signed to the practice squad
10/26/2017	Purcell, Mike	Released from the practice squad
10/31/2017	Garoppolo, Jimmy	Traded to San Francisco

NOVEMBER, 2017

11/1/2017	Hoyer, Brian	Signed
11/7/2017	Jean Francois, Ricky	Signed
11/7/2017	Hightower, Dont'a	Placed on Reserve/Injured
11/7/2017	Purcell, Mike	Signed to the practice squad
11/9/2017	Bennett, Martellus	Claimed off Waivers (GB)
11/9/2017	Grissom, Geneo	Released
11/9/2017	Fabiano, Anthony	Signed to the practice squad
11/9/2017	Kumerow, Jake	Released from the practice squad
11/11/2017	Grissom, Geneo	Signed to the practice squad
11/11/2017	Fabiano, Anthony	Released from the practice squad
11/21/2017	Lee, Eric	Signed from Buffalo practice squad
11/21/2017	Marsh, Cassius	Released
11/22/2017	Reedy, Bernard	Signed to the practice squad
11/22/2017	Purcell, Mike	Released from the practice squad
11/27/2017	Bennett, Martellus	Placed on Reserve/Injured
11/27/2017	Ebner, Nate	Placed on Reserve/Injured
11/28/2017	Grigsby, Nicholas	Signed
11/28/2017	King, Jason	Signed

DECEMBER, 2017

12/2/2017	Grissom, Geneo	Signed from the practice squad
12/2/2017	Reedy, Bernard	Signed from the practice squad
12/2/2017	Jean Francois, Ricky	Released
12/2/2017	King, Jason	Released
12/2/2017	Hardison, Marcus	Signed to the practice squad
12/5/2017	King, Jason	Signed to the practice squad
12/6/2017	Freeny, Jonathan	Signed
12/13/2017	Britt, Kenny	Signed
12/13/2017	Jean Francois, Ricky	Signed
12/13/2017	Cannon, Marcus	Placed on Reserve/Injured
12/13/2017	Freeny, Jonathan	Released
12/13/2017	Reedy, Bernard	Released
12/19/2017	Reedy, Bernard	Signed to the practice squad
12/19/2017	Hardison, Marcus	Released from the practice squad
12/26/2017	Harrison, James	Signed
12/26/2017	Reilly, Trevor	Released

JANUARY, 2018

1/3/2018	Reilly, Trevor	Signed to the practice squad
1/3/2018	Reedy, Bernard	Released from the practice squad
1/17/2018	Reedy, Bernard	Signed
1/17/2018	Jones, Jonathan	Placed on Reserve/Injured



NEW ENGLAND PATRIOTS 2017 STATS PACK

PATRIOTS PARTICIPATION

	Regular Season																																
Player	GP	GS	DNP	INA	KC	at NO	HOU	CAR	at TB	at NYJ	ATL	LAC	at DEN	at OAK	MIA	at BUF	at MIA	PIT	BUF	NYJ	TEN	JAX	PHI										
Allen, Dwayne	16	8	0	0	TE	TE	sub	sub	TE	sub	sub	TE	sub	TE	TE	TE	TE	sub	sub	sub	sub	sub	sub	sub	sub	sub	sub	sub					
Allen, Ryan	16	0	0	0	sub	sub	sub	sub	sub	sub	sub	sub	sub	sub	sub	sub	WR	WR	WR	WR	WR	WR	WR	WR	WR	WR	WR	WR					
Amendola, Danny	15	8	0	1	sub	X	sub	WR	sub	WR	sub	sub	sub	sub	sub	WR	WR	WR	WR	WR	WR	WR	WR	WR	WR	WR	WR	WR					
Andrews, David	14	14	0	2	C	C	C	C	C	C	C	C	C	X	X	C	C	C	C	C	C	C	C	C	C	C	C	C					
Bademosi, Johnson	16	3	0	0	sub	sub	sub	sub	sub	RCB	RCB	RCB	sub	sub	sub	sub	sub	sub	sub	sub	sub	X	sub	sub	sub	sub	sub	sub					
Bennett, Martellus	2	0	0	1											sub	sub	X																
Bolden, Brandon	16	0	0	0	sub	sub	sub	sub	sub	sub	sub	sub	sub	sub	sub	sub	sub	sub	sub	sub	sub	sub	sub	sub	sub	sub	sub	sub					
Brady, Tom	16	16	0	0	QB	QB	QB	QB	QB	QB	QB	QB	QB	QB	QB	QB	QB	QB	QB	QB	QB	QB	QB	QB	QB	QB	QB	QB					
Branch, Alan	12	6	0	4	DT	sub	sub	sub	X	sub	sub	DT	DT	DT	DT	sub	DT	X	X	X	X	X	X	X	X	X	X	X					
Britt, Kenny	3	0	0	0																sub	sub	sub	X	X	X								
Brown, Malcom	13	12	0	3	DT	DT	DT	DT	DT	DT	DT	X	X	X	sub	DT	DT	DT	DT	DT	DT	DT	DT	DT	DT	DT	DT	DT					
Burkhead, Rex	10	3	0	6	RB	RB	X	X	X	X	sub	sub	sub	sub	sub	sub	sub	RB	sub	X	X	X	sub	sub	sub	sub	sub	sub					
Butler, Adam	16	6	0	0	sub	RE	DT	RE	DT	sub	sub	DT	DT	sub	sub	sub	sub	sub	sub	sub	sub	sub	sub	sub	sub	sub	sub	sub					
Butler, Malcolm	16	15	0	0	LCB	sub	LCB	LCB	LCB	LCB	LCB	LCB	LCB	LCB	LCB	LCB	LCB	LCB	LCB	LCB	LCB	LCB	LCB	LCB	LCB	LCB	sub	sub					
Cannon, Marcus	7	7	0	6	RT	RT	X	RT	RT	RT	RT	RT	X	X	X	X	X																
Cardona, Joe	16	0	0	0	sub	sub	sub	sub	sub	sub	sub	sub	sub	sub	sub	sub	sub	sub	sub	sub	sub	sub	sub	sub	sub	sub	sub	sub					
Chung, Patrick	16	11	0	0	S	S	sub	S	S	sub	sub	sub	sub	sub	S	S	S	S	S	S	S	S	S	S	S	S	S	S					
Cooks, Brandin	16	15	0	0	WR	sub	WR	WR	WR	WR	WR	WR	WR	WR	WR	WR	WR	WR	WR	WR	WR	WR	WR	WR	WR	WR	WR	WR					
Croston, Cole	3	0	0	13	X	X	X	X	X	X	X	X	X	sub	sub	sub	X	X	X	X	X	X	sub	X	sub	X	sub	X					
Develin, James	16	7	0	0	sub	sub	sub	sub	FB	sub	FB	sub	FB	FB	sub	sub	sub	sub	FB	FB	FB	sub	FB	FB	sub	FB	FB	sub					
Dorsett, Phillip	15	2	1	0	sub	sub	sub	sub	sub	sub	WR	sub	WR	sub	sub	sub	sub	DNP	sub	sub	sub	DNP	sub	sub	sub	sub	sub	sub					
Ebner, Nate	9	0	0	2	X	X	sub	sub	sub	sub	sub	sub	sub	sub	sub																		
Fleming, Cameron	12	6	0	4	X	sub	LT	sub	sub	X	X	X	sub	sub	sub	sub	RT	RT	RT	RT	RT	sub	RT	RT	sub	RT	RT	sub					
Flowers, Marquis	16	2	0	0	sub	sub	sub	sub	sub	sub	sub	sub	sub	sub	sub	sub	sub	LB	sub	LB	sub	sub	sub	sub	sub	sub	sub	sub					
Flowers, Trey	14	14	0	2	LE	LE	RE	LE	RE	RE	RE	RE	RE	DT	DT	X	X	RE	RE	RE	RE	RE	RE	RE	RE	RE	LE	sub					
Freemy, Jonathan	1	0	0	0																sub													
Garoppolo, Jimmy	0	0	8	0	DNP	DNP	DNP	DNP	DNP	DNP	DNP	DNP																					
Gilmore, Stephon	13	13	0	3	RCB	RCB	RCB	RCB	RCB	X	X	X	RCB	RCB	RCB	RCB	RCB	RCB	RCB	RCB	RCB	RCB	RCB	RCB	RCB	RCB	RCB	RCB					
Gillislee, Mike	9	2	0	7	sub	sub	RB	sub	RB	sub	sub	sub	X	X	X	X	X	X	sub	X	X	X	sub	X	X	X	X	X					
Gostkowski, Stephen	16	0	0	0	sub	sub	sub	sub	sub	sub	sub	sub	sub	sub	sub	sub	sub	sub	sub	sub	sub	sub	sub	sub	sub	sub	sub	sub					
Grigsby, Nicholas	5	0	0	0																sub	sub	sub	sub	sub	sub	sub	sub	sub	sub	sub	sub	sub	sub
Grissom, Geneo	8	0	0	3				sub	sub	sub	sub	X	X				sub	sub	sub	X	sub	sub	sub	sub	sub	sub	sub	sub	sub				
Gronkowski, Rob	14	14	0	1	TE	TE	TE	TE	X	TE	TE	TE	TE	TE	TE	TE		TE	TE	TE	TE	TE	TE	TE	TE	TE	TE	TE					
Guy, Lawrence	16	15	0	0	sub	DT	RE	DT	LE	LE	LE	LE	LE	LE	LE	LE	DT	LE	DT	LE	DT	DT	DT	DT	DT	DT	DT	DT					
Harmon, Duron	16	3	0	0	DB	DB	DB	sub	sub	sub	sub	sub	sub	sub	sub	sub	sub	sub	sub	sub	sub	sub	sub	sub	sub	sub	sub	DB					
Harris, David	10	6	2	4	sub	sub	sub	X	DNP	X	LB	LB	sub	LB	LB	LB	LB	X	LB	DNP	X	X	X	X	sub	sub	sub	sub					
Harrison, James	1	0	0	0																			sub	sub	LB	LB							
Hightower, Dont'a	5	5	0	3	RE	X	X	LB	LB	LB	LB	X																					
Hogan, Chris	9	7	0	7	WR	WR	WR	WR	WR	WR	sub	WR	X	X	X	X	sub	X	X	X	WR	sub	WR	sub	sub	sub	sub	sub					
Hollister, Jacob	15	1	0	1	X	TE	sub	sub	sub	sub	sub	sub	sub	sub	sub	sub	sub	sub	sub	sub	sub	sub	sub	sub	sub	sub	sub	sub					
Hoyer, Brian	5	0	3	0											sub	sub	DNP	sub	DNP	DNP	sub	sub	sub	sub	sub	sub	sub	DNP	DNP	DNP			
Jean Francois, Ricky	6	1	0	0											sub	sub	sub				sub	DT	sub	sub	sub	sub	sub	sub	sub	sub			
Jones, Jonathan	16	4	0	0	sub	sub	sub	sub	sub	sub	sub	sub	sub	sub	DB	DB	DB	DB	sub	sub	sub	sub	sub	sub	sub	sub	sub	sub					
Karras, Ted	16	2	0	0	sub	sub	sub	sub	sub	sub	sub	sub	sub	sub	C	C	sub	sub	sub	sub	sub	sub	sub	sub	sub	sub	sub	sub					
King, Brandon	13	0	0	3	sub	sub	sub	X	sub	sub	sub	sub	sub	sub	sub	sub	sub	X	X	sub	sub	sub	sub	sub	sub	sub	sub	sub					
Langi, Harvey	1	0	0	6	X	sub	X	X	X	X	X	X																					
Lee, Eric	6	5	0	0																sub	LE	LB	LE	LB	LE	LE	LE	sub	sub	sub	sub	sub	
Lewis, Dion	16	8	0	0	sub	sub	sub	sub	sub	RB	RB	RB	RB	RB	sub	sub	sub	RB	RB	RB	RB	RB	RB	RB	RB	RB	RB	RB					
Marsh, Cassius	9	1	0	1	sub	sub	LB	sub	sub	sub	sub	sub	X	sub																			
Mason, Shaq	16	16	0	0	RG	RG	RG	RG	RG	RG	RG	RG	RG	RG	RG	RG	RG	RG	RG	RG	RG	RG	RG	RG	RG	RG	RG	RG					
McCourty, Devin	16	16	0	0	S	S	S	S	S	S	S	S	S	S	S	S	S	S	S	S	S	S	S	S	S	S	S	S					
Reedy, Bernard	2	0	0	0																sub	sub												
Reilly, Trevor	6	1	0	2											sub	LB	sub	sub	X	sub	sub	X											
Richards, Jordan	16	5	0	0	DB	sub	sub	sub	sub	S	S	S	S	sub	sub	sub	sub	sub	sub	sub	sub	sub	sub	sub	sub	sub	sub	sub					
Roberts, Elandon	15	14	0	1	sub	LB	LB	LB	LB	LB	LB	X	LB	LB	LB	LB	LB	LB	LB	LB	LB	LB	LB	LB	LB	LB	LB	LB					
Rowe, Eric	8	3	0	8	sub	LCB	X	sub	X	X	X	X	X	X	X	sub	sub	DB	sub	DB	DB	sub	sub	sub	sub	sub	sub	sub					
Slater, Matthew	9	0	0	7	X	X	X	X	sub	sub	sub	sub	sub	sub	X	X	X	sub	sub	sub	sub	sub	sub	sub	sub	sub	sub	sub					
Solder, Nate	16	16	0	0	LT	LT	TE	LT	LT	LT	LT	LT	LT	LT	LT	LT	LT	LT	LT	LT	LT	LT	LT	LT	LT	LT	LT	LT					
Thuney, Joe	16	16	0	0	LG	LG	LG	LG	LG	LG	LG	LG	LG	LG	LG	LG	LG	LG	LG	LG	LG	LG	LG	LG	LG	LG	LG	LG					
Valentine, Vincent	0	0	0	2	X	X																											
Van Noy, Kyle	13	12	0	3	LB	LB	LB	LB	LB	LB	LB	LB	LB	LB	LB	sub	X	X	X	LB	LB	LB	LB	LB	LB	LB	LB	LB					
Waddle, LaAdrian	12	4	0	4	sub	X	RT	X	X	sub	sub	sub	RT	RT	RT	X	sub	sub	sub	sub	sub	sub	sub	sub	sub	sub	sub	sub					
White, James	14	4	0	2	sub	sub	sub	RB	sub	sub	sub	sub	sub	sub	sub	RB	RB	RB	sub	X	X	sub	sub	sub	sub	sub	sub	sub					
Wise, Deatrich Jr.	16	3	0	0	sub	sub	sub	sub	sub	DE	DT	sub	sub	sub	sub	sub	RE	sub	sub	sub	sub	sub	sub	sub	sub	sub	sub	sub					
Totals	722	352	14	112																													

X - inactive / CAPS - starters / sub - played / dnp - did not play / PS - Practice Squad

KEY:



NEW ENGLAND PATRIOTS 2017 STATS PACK

GAME-BY-GAME STARTERS

2017 OFFENSIVE STARTERS BY GAME												
Date	Opponent	WR	LT	LG	C	RG	RT	TE	WR	QB	RB	TE
09/07	Kansas City	B. Cooks	N. Solder	J. Thuney	D. Andrews	S. Mason	M. Cannon	R. Gronkowski	C. Hogan	T. Brady	R. Burkhead	D. Allen
09/17 at	New Orleans	J. Hollister (TE)	N. Solder	J. Thuney	D. Andrews	S. Mason	M. Cannon	R. Gronkowski	C. Hogan	T. Brady	R. Burkhead	D. Allen
09/24	Houston	B. Cooks	C. Fleming	J. Thuney	D. Andrews	S. Mason	L. Waddle	R. Gronkowski	C. Hogan	T. Brady	M. Gillislee	N. Solder
10/01	Carolina	B. Cooks	N. Solder	J. Thuney	D. Andrews	S. Mason	M. Cannon	R. Gronkowski	C. Hogan	T. Brady	J. White	D. Amendola (WR)
10/05 at	Tampa Bay	B. Cooks	N. Solder	J. Thuney	D. Andrews	S. Mason	M. Cannon	D. Allen	C. Hogan	T. Brady	M. Gillislee	J. Develin (FB)
10/15 at	N.Y. Jets	B. Cooks	N. Solder	J. Thuney	D. Andrews	S. Mason	M. Cannon	R. Gronkowski	C. Hogan	T. Brady	D. Lewis	D. Amendola (WR)
10/22	Atlanta	B. Cooks	N. Solder	J. Thuney	D. Andrews	S. Mason	M. Cannon	R. Gronkowski	P. Dorsett	T. Brady	D. Lewis	J. Develin (FB)
10/29	L.A. Chargers	B. Cooks	N. Solder	J. Thuney	D. Andrews	S. Mason	M. Cannon	R. Gronkowski	C. Hogan	T. Brady	D. Lewis	D. Allen
11/12 at	Denver	B. Cooks	N. Solder	J. Thuney	D. Andrews	S. Mason	L. Waddle	R. Gronkowski	P. Dorsett	T. Brady	D. Lewis	J. Develin (FB)
11/19 at	Oakland	B. Cooks	N. Solder	J. Thuney	T. Karras	S. Mason	L. Waddle	R. Gronkowski	D. Allen (TE)	T. Brady	D. Lewis	J. Develin (FB)
11/26	Miami	B. Cooks	N. Solder	J. Thuney	T. Karras	S. Mason	L. Waddle	R. Gronkowski	D. Amendola	T. Brady	J. White	D. Allen
12/03 at	Buffalo	B. Cooks	N. Solder	J. Thuney	D. Andrews	S. Mason	C. Fleming	R. Gronkowski	D. Amendola	T. Brady	J. White	D. Allen
12/11 at	Miami	B. Cooks	N. Solder	J. Thuney	D. Andrews	S. Mason	C. Fleming	D. Allen	D. Amendola	T. Brady	J. White	R. Burkhead (RB)
12/17 at	Pittsburgh	B. Cooks	N. Solder	J. Thuney	D. Andrews	S. Mason	C. Fleming	R. Gronkowski	D. Amendola	T. Brady	D. Lewis	J. Develin (FB)
12/24	Buffalo	B. Cooks	N. Solder	J. Thuney	D. Andrews	S. Mason	C. Fleming	R. Gronkowski	D. Amendola	T. Brady	D. Lewis	J. Develin (FB)
12/31	N.Y. Jets	B. Cooks	N. Solder	J. Thuney	D. Andrews	S. Mason	C. Fleming	R. Gronkowski	D. Amendola	T. Brady	D. Lewis	J. Develin (FB)
01/13	Tennessee	B. Cooks	N. Solder	J. Thuney	D. Andrews	S. Mason	L. Waddle	R. Gronkowski	C. Hogan	T. Brady	D. Lewis	D. Amendola (WR)
01/21	Jacksonville	B. Cooks	N. Solder	J. Thuney	D. Andrews	S. Mason	C. Fleming	R. Gronkowski	D. Amendola	T. Brady	D. Lewis	J. Develin (FB)
02/04	Philadelphia	B. Cooks	N. Solder	J. Thuney	D. Andrews	S. Mason	C. Fleming	R. Gronkowski	C. Hogan	T. Brady	D. Lewis	J. Develin (FB)
2017 DEFENSIVE STARTERS BY GAME												
Date	Opponent	LE	DT	DT	RE	LB	LB	LB	LCB	RCB	S	S
09/07	Kansas City	T. Flowers	A. Branch	M. Brown	D. Hightower	K. Van Noy	J. Richards (DB)	D. Harmon (DB)	M. Butler	S. Gilmore	P. Chung	D. McCourty
09/17 at	New Orleans	T. Flowers	L. Guy	M. Brown	A. Butler	K. Van Noy	E. Roberts	D. Harmon (DB)	E. Rowe	S. Gilmore	P. Chung	D. McCourty
09/24	Houston	L. Guy	A. Butler	M. Brown	T. Flowers	K. Van Noy	E. Roberts	C. Marsh	M. Butler	S. Gilmore	D. Harmon	D. McCourty
10/01	Carolina	T. Flowers	L. Guy	M. Brown	A. Butler	K. Van Noy	E. Roberts	D. Hightower	M. Butler	S. Gilmore	P. Chung	D. McCourty
10/05 at	Tampa Bay	L. Guy	A. Butler	M. Brown	T. Flowers	K. Van Noy	E. Roberts	D. Hightower	M. Butler	S. Gilmore	P. Chung	D. McCourty
10/15 at	N.Y. Jets	L. Guy	D. Wise	M. Brown	T. Flowers	K. Van Noy	E. Roberts	D. Hightower	M. Butler	J. Bademosi	J. Richards	D. McCourty
10/22	Atlanta	L. Guy	D. Wise	M. Brown	T. Flowers	K. Van Noy	D. Harris	D. Hightower	M. Butler	J. Bademosi	J. Richards	D. McCourty
10/29	L.A. Chargers	L. Guy	A. Butler	A. Branch	T. Flowers	K. Van Noy	E. Roberts	D. Harris	M. Butler	J. Bademosi	J. Richards	D. McCourty
11/12 at	Denver	L. Guy	A. Branch	A. Butler	T. Flowers	K. Van Noy	E. Roberts	T. Reilly	M. Butler	S. Gilmore	J. Richards	D. McCourty
11/19 at	Oakland	L. Guy	A. Branch	T. Flowers	D. Harris (LB)	K. Van Noy	E. Roberts	J. Jones (DB)	M. Butler	S. Gilmore	P. Chung	D. McCourty
11/26	Miami	L. Guy	A. Branch	T. Flowers	D. Harris (LB)	K. Van Noy	E. Roberts	J. Jones (DB)	M. Butler	S. Gilmore	P. Chung	D. McCourty
12/03 at	Buffalo	E. Lee	L. Guy	M. Brown	D. Wise	D. Harris	E. Roberts	J. Jones (DB)	M. Butler	S. Gilmore	P. Chung	D. McCourty
12/11 at	Miami	L. Guy	A. Branch	M. Brown	E. Lee (LB)	M. Flowers	E. Roberts	J. Jones (DB)	M. Butler	S. Gilmore	P. Chung	D. McCourty
12/17 at	Pittsburgh	E. Lee	L. Guy	M. Brown	T. Flowers	D. Harris	E. Roberts	E. Rowe (DB)	M. Butler	S. Gilmore	P. Chung	D. McCourty
12/24	Buffalo	L. Guy	R. Jean Francois	M. Brown	T. Flowers	E. Lee	E. Roberts	M. Flowers	M. Butler	S. Gilmore	P. Chung	D. McCourty
12/31	N.Y. Jets	E. Lee	L. Guy	M. Brown	T. Flowers	K. Van Noy	E. Roberts	E. Rowe (DB)	M. Butler	S. Gilmore	P. Chung	D. McCourty
01/13	Tennessee	E. Lee	L. Guy	M. Brown	T. Flowers	K. Van Noy	E. Roberts	E. Rowe (DB)	M. Butler	S. Gilmore	P. Chung	D. McCourty
01/21	Jacksonville	R. Jean Francois	L. Guy	M. Brown	T. Flowers	K. Van Noy	E. Roberts	J. Harrison	M. Butler	S. Gilmore	P. Chung	D. McCourty
02/04	Philadelphia	T. Flowers	L. Guy	M. Brown	J. Harrison (LB)	K. Van Noy	E. Roberts	D. Harmon (DB)	E. Rowe	S. Gilmore	P. Chung	D. McCourty



ROBERT KRAFT


PLAYOFF NOTES

TWO DECADES OF SUCCESS

Since Robert Kraft purchased the New England Patriots in 1994, the team has won more championships than any other over that span.

SUPER BOWL CHAMPIONSHIPS SINCE 1994

New England Patriots	5
Denver Broncos	3
Baltimore Ravens	2
Green Bay Packers	2
Pittsburgh Steelers	2
N.Y. Giants	2



ALL-TIME POSTSEASON WINS BY AN OWNER

Robert Kraft has 30 career postseason wins, the third-most in NFL history.

WINS	OWNERSHIP	YEARS
36	The Rooney Family, Pittsburgh (1933-present)	85
34	Green Bay Packers (1919-present)	99
30	Robert Kraft, New England (1994-present)	24
24	The Mara Family, N.Y. Giants (1925-present)	93
22	Eddie DeBartolo, Jr., San Francisco (1977-1999)	23
21	Al Davis, Oakland/Los Angeles (1972-2011)	40
21	Pat Bowlen, Denver (1984-present)	34

OWNERSHIP	WINS	YEARS
Rooney Family, Pittsburgh	36	85 (1933-present)
Green Bay Packers	34	99 (1919-present)
Robert Kraft, New England	30	24 (1994-present)

WINNING TRADITION

Kraft's winning percentage with the Patriots (.696) since taking over the team in 1994 is the highest among all owners/ownership groups with at least 200 wins (regular and postseason) with one team. He is just one of five owners with at least 200 wins and a winning percentage over .600.

OWNER	TEAM	YEARS	WINNING PCT.
Robert Kraft	Patriots	1994-present	.696
Eddie DeBartolo, Jr.	49ers	1977-1999	.636
Clint Murchison, Jr.	Cowboys	1960-1983	.634
Joe Robbie	Dolphins	1966-1989	.609
Pat Bowlen	Denver	1984-present	.602

NINE CONFERENCE TITLES ARE THE MOST OF ANY NFL OWNER IN SUPER BOWL ERA

The 2017 AFC Championship is the ninth conference championship for Robert Kraft as Patriots owner. His nine crowns are more than any other owner in NFL history in the Super Bowl Era (since 1966).

MOST CONFERENCE CHAMPIONSHIPS BY AN OWNER IN SUPER BOWL ERA

OWNER	TEAM	#	SEASONS	SUPER BOWL APPEARANCES
Robert Kraft	New England	9	1996, 2001, 2003, 2004, 2007, 2011, 2014, 2016, 2017	XXXI, XXXVI, XXXVIII, XXXIX, XLII, XLVI, XLIX, LI, LII
Pat Bowlen	Denver	7	1986, 1987, 1989, 1997, 1998, 2013, 2015	XXI, XXII, XXIV, XXXII, XXXIII, XLVIII, 50
Jack Kent Cooke	Washington	5	1972, 1982, 1983, 1987, 1991	VII, XVII, XVIII, XXII, XXXVI
Al Davis	Oakland/L.A. Raiders	5	1967, 1976, 1980, 1983, 2002	II, XI, XV, XVIII, XXXVII
Eddie DeBartolo	San Francisco	5	1981, 1984, 1988, 1989, 1994	XVI, XIX, XXIII, XXIV, XXXIX
Clint Murchison	Dallas	5	1970, 1971, 1975, 1977, 1978	V, VI, X, XII, XIII
Packers Stockholders	Green Bay	5	1966, 1967, 1996, 1997, 2010	I, II, XXXI, XXXII, XLV
Joe Robbie	Miami	5	1971, 1972, 1973, 1982, 1984	VI, VII, VIII, XVII, XIX
Art Rooney	Pittsburgh	4	1974, 1975, 1978, 1979	IX, X, XII, XIV
Dan Rooney	Pittsburgh	4	1995, 2005, 2008, 2010	XXX, XL, XLIII, XLV
Ralph Wilson	Buffalo	4	1990, 1991, 1992, 1993	XXV, XXVI, XXVII, XXVIII
Max Winter	Minnesota	4	1969, 1973, 1974, 1976	IV, VII, IX, XI
Georgia Frontiere	L.A./St. Louis Rams	3	1979, 1999, 2001	XIV, XXXIV, XXXVI
Jerry Jones	Dallas	3	1992, 1993, 1995	XXXVII, XXXVIII, XXX
Wellington Mara	N.Y. Giants	3	1986, 1990, 2000	XXI, XXV, XXXV

PLAYOFF SEASONS SINCE 1994

Since Robert Kraft purchased the team in 1994, the New England Patriots have qualified for the playoffs 19 times, the most of any NFL team.

OWNER	TEAM	PLAYOFF SEASONS
Robert Kraft	New England	19
Packers Shareholders	Green Bay	18
Robert and Jim Irsay	Indianapolis	16
Rooney Family	Pittsburgh	16
Jeffrey Lurie	Philadelphia	13
Bowlen Family	Denver	12

PLAYOFF GAMES SINCE 1994

Since Robert Kraft purchased the team in 1994, the New England Patriots have played in an NFL-high 44 postseason games.

OWNER	TEAM	PLAYOFF GAMES
Robert Kraft	New England	44
Packers Shareholders	Green Bay	36
Rooney Family	Pittsburgh	34
Robert and Jim Irsay	Indianapolis	29
Jeffrey Lurie	Philadelphia	26
Paul Allen	Seattle	24
Art Modell and Steve Bisciotti	Baltimore	23
Bowlen Family	Denver	23



PATRIOTS

PLAYOFF NOTES

PATRIOTS IN THE PLAYOFFS

The Patriots have qualified for the playoffs 25 times in their 58-year history. Nineteen of those playoff berths have come in the 24 seasons since Robert Kraft purchased the team in 1994, a dramatic contrast to the six total playoff berths the team earned in its first 34 years of existence. The Patriots have won 20 division crowns, including 15 in the last 17 seasons and 17 of which have come since Robert Kraft's purchase in 1994.

PATRIOTS PLAYOFF SEASONS (25)

Year	How Qualified	Seed	Record	Result
2017	Division Champions	1	2-1	AFC Champions
2016	Division Champions	1	3-0	Super Bowl Champions
2015	Division Champions	2	1-1	AFC Championship Game
2014	Division Champions	1	3-0	Super Bowl Champions
2013	Division Champions	2	1-1	AFC Championship Game
2012	Division Champions	2	1-1	AFC Championship Game
2011	Division Champions	1	2-1	AFC Champions
2010	Division Champions	1	0-1	AFC Divisional Round
2009	Division Champions	3	0-1	Wild Card Round
2007	Division Champions	1	2-1	AFC Champions
2006	Division Champions	4	2-1	AFC Championship Game
2005	Division Champions	4	1-1	AFC Divisional Round
2004	Division Champions	2	3-0	Super Bowl Champions
2003	Division Champions	1	3-0	Super Bowl Champions
2001	Division Champions	2	3-0	Super Bowl Champions
1998	Wild Card	6	0-1	Wild Card Round
1997	Division Champions	3	1-1	AFC Divisional Round
1996	Division Champions	2	2-1	AFC Champions
1994	Wild Card	5	0-1	Wild Card Round
*Kraft era begins				
1986	Division Champions	3	0-1	AFC Divisional Round
1985	Wild Card	5	3-1	AFC Champions
1982*	16-Team Format	7	0-1	First Round
1978	Division Champions	2	0-1	AFC Divisional Round
1976	Wild Card	4	0-1	AFC Divisional Round
1963	Division Champions	-	1-1	AFL Championship Game

*Strike Year

34-20 Record

Bold indicates Kraft era

MOST PLAYOFF WINS IN A DECADE

The Patriots won 14 playoff games in the decade from 2000-09, tying the 1970s Pittsburgh Steelers and Dallas Cowboys for the most playoff victories by any NFL team in a decade.

MOST PLAYOFF VICTORIES IN A DECADE

Team	Decade	Playoff Wins	Championships
New England	2000s	14	2001, 2003, 2004
Dallas	1970s	14	1971, 1977
Pittsburgh	1970s	14	1974, 1975, 1978, 1979
New England	2010-present	13	2014, 2016
San Francisco	1980s	13	1981, 1984, 1988, 1989
Dallas	1990s	12	1992, 1993, 1995
Washington	1980s	11	1982, 1987
Buffalo	1990s	10	-
Philadelphia	2000	10	-
Pittsburgh	2000s	10	2005, 2008

SUSTAINED PLAYOFF SUCCESS

The Patriots won 11 playoff games from 2003-07, tying the NFL's highest playoff victory total over a five-season span.

MOST PLAYOFF VICTORIES IN A FIVE-YEAR SPAN

Team	5-Year Span	Playoff Wins	SB Wins
New England Patriots	2003-07	11	2
Dallas Cowboys	1991-95	11	3
Dallas Cowboys	1992-96	11	3
New England Patriots	2013-17	10	2
New England Patriots	2001-05	10	3
Pittsburgh Steelers	1974-78	10	3
Pittsburgh Steelers	1975-79	10	3
New England Patriots	2012-16	9	2
Buffalo Bills	1990-94	9	0
Green Bay Packers	1993-97	9	1
Baltimore Ravens	2008-12	9	1

PATS REACH 50 PLAYOFF GAMES

The Patriots are one of five NFL teams with 50 postseason games. Super Bowl LII was the Patriots 54th postseason game.

MOST POSTSEASON GAMES PLAYED

Team	Postseason Games Played
Dallas	61
Pittsburgh	61
Green Bay	56
New England	54
San Francisco	50

PATRIOTS AT HOME IN THE PLAYOFFS

The Patriots are 22-4 (.846) at home in the playoffs in their history. Twenty-five of the franchise's 26 home playoff games have taken place since Robert Kraft purchased the team 24 years ago. After Kraft bought the team, the Patriots won 11 consecutive home playoff games before experiencing a home loss.

PATRIOTS AT HOME IN THE PLAYOFFS (22-4)

Date	Round	Opponent	W/L	Score
01/21/18	AFC Championship	Jacksonville	W	24-20
01/13/18	AFC Divisional	Tennessee	W	35-14
01/22/17	AFC Championship	Pittsburgh	W	36-17
01/14/17	AFC Divisional	Houston	W	34-16
01/16/16	AFC Divisional	Kansas City	W	27-20
01/18/15	AFC Championship	Indianapolis	W	45-7
01/10/15	AFC Divisional	Baltimore	W	35-31
01/11/14	AFC Divisional	Indianapolis	W	43-22
01/20/13	AFC Championship	Baltimore	L	13-28
01/13/13	AFC Divisional	Houston	W	41-28
01/22/12	AFC Championship	Baltimore	W	23-20
01/14/12	AFC Divisional	Denver	W	45-10
01/16/11	AFC Divisional	N.Y. Jets	L	21-28
01/10/10	AFC Wild Card	Baltimore	L	14-33
01/20/08	AFC Championship	San Diego	W	21-12
01/12/08	AFC Divisional	Jacksonville	W	31-20
01/07/07	AFC Wild Card	N.Y. Jets	W	37-16
01/07/06	AFC Wild Card	Jacksonville	W	28-3
01/16/05	AFC Divisional	Indianapolis	W	20-3
01/18/04	AFC Championship	Indianapolis	W	24-14
01/10/04	AFC Divisional	Tennessee	W	17-14
01/19/02	AFC Divisional	Oakland	W	16-13 (OT)
12/28/97	AFC Wild Card	Miami	W	17-3
01/12/97	AFC Championship	Jacksonville	W	20-6
01/05/97	AFC Divisional	Pittsburgh	W	28-3
12/31/78	AFC Divisional	Houston	L	14-31

HOME DOMINANCE

The Patriots have a 22-4 (.846) all-time record in home playoff games. The Patriots' .846 winning percentage at home in the postseason is first among teams with at least 15 home playoff games and their 22 wins are the most. The Patriots are one of four teams with at least 20 wins at home. Pittsburgh has 21 home wins in the postseason, followed by Dallas (20) and San Francisco (20).

TEAM	RECORD	PCT.
New England	22-4	.846
Oakland	19-5	.792
Green Bay	18-5	.783
Denver	17-5	.773
Washington	13-5	.722
Dallas	20-9	.690
San Francisco	20-9	.690



PATRIOTS

PLAYOFF NOTES

PATRIOTS AT HOME IN THE PLAYOFFS

NFL LONGEST CONSECUTIVE HOME PLAYOFF WINNING STREAKS

Team	Wins	Seasons
Green Bay Packers	13	1939-2001
New England Patriots	11	1996-2008
Buffalo Bills	9	1988-1995
New England Patriots	8	2014-present
Washington Redskins	8	1942-1983

PATRIOTS IN THE WILD CARD ROUND

PATRIOTS WILD CARD PLAYOFF RESULTS (4-4)

Date	Round	Opponent	W/L	Score
01/10/10	AFC Wild Card	Baltimore	L	14-33
01/07/07	AFC Wild Card	N.Y. Jets	W	37-16
01/07/06	AFC Wild Card	Jacksonville	W	28-3
01/03/99	AFC Wild Card	at Jacksonville	L	10-25
12/28/97	AFC Wild Card	Miami	W	17-3
01/01/95	AFC Wild Card	at Cleveland	L	13-20
12/28/85	AFC Wild Card	at N.Y. Jets	W	26-14
01/08/83*	First Round	at Miami	L	13-28

*16-Team Format

PATRIOTS IN THE DIVISIONAL ROUND

The Patriots have compiled a 15-6 all-time record in divisional playoff games, and are 10-4 in the conference title game.

PATRIOTS DIVISIONAL PLAYOFF RESULTS (15-6)

Date	Round	Opponent	W/L	Score
01/13/18	AFC Divisional	Tennessee	W	35-14
01/14/17	AFC Divisional	Houston	W	34-16
01/16/16	AFC Divisional	Kansas City	W	27-20
01/10/15	AFC Divisional	Baltimore	W	35-31
01/11/14	AFC Divisional	Indianapolis	W	43-22
01/13/13	AFC Divisional	Houston	W	41-28
01/14/12	AFC Divisional	Denver	W	45-10
01/16/11	AFC Divisional	N.Y. Jets	L	21-28
01/12/08	AFC Divisional	Jacksonville	W	31-20
01/14/07	AFC Divisional at	San Diego	W	24-21
01/14/06	AFC Divisional at	Denver	L	13-27
01/16/05	AFC Divisional	Indianapolis	W	20-3
01/10/04	AFC Divisional	Tennessee	W	17-14
01/19/02	AFC Divisional	Oakland	W	16-13 (OT)
01/03/98	AFC Divisional at	Pittsburgh	L	6-7
01/05/97	AFC Divisional	Pittsburgh	W	28-3
01/04/87	AFC Divisional at	Denver	L	17-22
01/05/86	AFC Divisional at	L.A. Raiders	W	27-20
12/31/78	AFC Divisional	Houston	L	14-31
12/18/76	AFC Divisional at	Oakland	L	21-24
12/28/63	AFC Divisional at	Buffalo	W	26-8

PATRIOTS IN THE AFC TITLE GAME

PATRIOTS AFC CHAMPIONSHIP GAME RESULTS (10-4)

Date	Round	Opponent	W/L	Score
01/21/18	AFC Championship	Jacksonville	W	24-20
01/22/17	AFC Championship	Pittsburgh	W	36-17
01/24/16	AFC Championship at	Denver	L	18-20
01/18/15	AFC Championship	Indianapolis	W	45-7
01/19/14	AFC Championship at	Denver	L	16-26
01/20/13	AFC Championship	Baltimore	L	13-28
01/22/12	AFC Championship	Baltimore	W	23-20
01/20/08	AFC Championship	San Diego	W	21-12
01/21/07	AFC Championship at	Indianapolis	L	34-38
01/23/05	AFC Championship at	Pittsburgh	W	41-27
01/18/04	AFC Championship	Indianapolis	W	24-14
01/27/02	AFC Championship at	Pittsburgh	W	24-17
01/12/97	AFC Championship	Jacksonville	W	20-6
01/12/86	AFC Championship at	Miami	W	31-14

PATRIOTS IN THE SUPER BOWL

PATRIOTS SUPER BOWL RESULTS (5-5)

Date	Super Bowl	Opponent	W/L	Score
02/04/18	Super Bowl LII	Philadelphia	L	33-41
02/05/17	Super Bowl LI	Atlanta	W	34-28 (OT)
02/01/15	Super Bowl XLIX	Seattle	W	28-24
02/05/12	Super Bowl XLVI	N.Y. Giants	L	17-21
02/03/08	Super Bowl XLII	N.Y. Giants	L	14-17
02/06/05	Super Bowl XXXIX	Philadelphia	W	24-21
02/01/04	Super Bowl XXXVIII	Carolina	W	32-29
02/03/02	Super Bowl XXXVI	St. Louis	W	20-17
01/26/96	Super Bowl XXXI	Green Bay	L	21-35
01/26/86	Super Bowl XX	Chicago	L	10-46

WRAPPING IT UP

The Patriots clinched the division title for the 20th time in their history after a 27-24 win at Pittsburgh (12/17/17). It is the ninth consecutive year that the Patriots have won the division.

PATRIOTS DIVISION-CLINCHING GAMES

Year	Date Clinched	Opp.	Score	Record	2nd Place
2017	12/17/17	at PIT	27-24	13-3	BUF (9-7)
2016	12/18/16	at DEN	16-3	14-2	MIA (10-6)
2015	12/13/15	at HOU	27-6	12-4	NYJ (10-6)
2014	12/14/14	MIA	41-13	12-4	BUF (9-7)
2013	12/15/13	at BAL	41-7	12-4	NYJ (8-8)
2012	12/02/12	at MIA	23-16	12-4	MIA (7-9)
2011	12/18/11	at DEN	41-23	13-3	NYJ (8-8)
2010	12/26/10	at BUF	34-3	14-2	NYJ (11-5)
2009	12/27/09	JAX	35-7	10-6	NYJ (9-7)
2007	11/25/07	PHI	31-28	16-0	BUF (7-9)
2006	12/24/06	at JAX	24-21	12-4	NYJ (10-6)
2005	12/17/05	TB	28-0	10-6	MIA (9-7)
2004	12/12/04	CIN	35-28	14-2	NYJ (10-6)
2003	12/07/03	MIA	12-0	14-2	MIA (10-6)
2001	01/06/02@	at CAR	38-6	11-5	MIA (11-5)
1997	12/22/97@	at MIA	14-12	10-6	MIA (9-7)
1996	12/15/96	at DAL	6-12	11-5	BUF (10-6)
1986	12/22/86@	at MIA	34-27	11-5	NYJ (10-6)
1978	12/10/78	BUF	26-24	11-5	MIA (11-5)
1963	12/28/63*	at BUF	26-8	7-6-1	BUF (7-6-1)

@Season Finale

*Division-deciding AFL playoff in Buffalo, N.Y.

CONSECUTIVE PLAYOFF SEASONS

The Patriots have made the playoffs for nine consecutive seasons, tied with Dallas and Indianapolis for the most in NFL history.

MOST CONSECUTIVE PLAYOFF SEASONS/NFL HISTORY

9	New England Patriots (2009-17) Dallas Cowboys (1975-83) Indianapolis Colts (2002-10)
8	Green Bay Packers (2009-16) Pittsburgh Steelers (1972-79) Los Angeles Rams (1973-80) Dallas (1966-73) San Francisco (1983-90)
7	Houston Oilers (1987-93) San Francisco 49ers (1992-98)



PATRIOTS

PLAYOFF NOTES

ALL-TIME PLAYOFF RESULTS

The Patriots have compiled a 34-20 record in their 54 playoff games and their .630 playoff winning percentage is second-best in NFL history among teams that have played at least 15 playoff games.

PATRIOTS PLAYOFF RECORD BY ROUND

Round	Record
First Round*	0-1
Wild Card Round	4-3
Divisional Round	15-6
AFC Championship	10-4
AFL Championship	0-1
Super Bowl	5-5
Total	34-20

* 1982 Strike Season

ALL-TIME BEST NFL PLAYOFF RECORDS (Minimum 15 Postseason Games)

Team	Wins	Losses	Win Pct.
Baltimore Ravens	15	8	.652
New England Patriots	34	20	.630
Green Bay Packers	34	22	.607
San Francisco 49ers	30	20	.600
Pittsburgh Steelers	36	25	.590
Oakland/L.A. Raiders	25	19	.568
Dallas Cowboys	34	27	.557

MOST POSTSEASON WINS ALL-TIME

Team	Wins
Pittsburgh Steelers	36
New England Patriots	34
Dallas Cowboys	34
Green Bay Packers	34
San Francisco 49ers	30
Oakland Raiders	25

PLAYOFF BERTHS UNDER KRAFT

New England has qualified for the playoffs 25 times in its 58-year history. The Patriots have earned 19 of those playoff berths in the 24 seasons since Robert Kraft purchased the team in 1994. New England has won 20 division crowns overall (19 AFC East crowns) and has qualified as a Wild Card team on four occasions (1998, 1994, 1985 and 1976). The Patriots also qualified for the playoffs in 1982 as part of a 16-team tournament following a players' strike.



ANNUAL ACHIEVEMENT

The Patriots won more than half of their games for the 17th straight year in 2017. They are the first team to win more than half of their games in 17 straight seasons since free agency began in 1993.

The Patriots are the first team to win more than half of their games in 17 straight seasons since the 1970 AFL-NFL merger, moving past the 49ers (16 straight from 1983-98) and the Cowboys (16 straight from 1970-85).

The Patriots have now won nine or more games in 21 of the 24 seasons Robert Kraft has owned the team.

MOST CONSECUTIVE WINNING SEASONS (SINCE 1970 NFL MERGER)

Team	Winning Seasons
New England Patriots (2001-17)	17
San Francisco 49ers (1983-98)	16
Dallas Cowboys (1970-85)	16
Oakland Raiders (1970-80)	11

MOST CONSECUTIVE WINNING SEASONS ALL-TIME

Team	Winning Seasons
Dallas (1966-85)	20
New England (2001-17)	17
San Francisco (1983-98)	16
Oakland (1965-80)	16
Chicago (1930-44)	15
Green Bay (1934-47)	14
Cleveland (1957-69)	13

PATRIOTS PLAYOFF TRENDS SINCE 1970

PATRIOTS PLAYOFF TRENDS (SINCE 1970 NFL MERGER)

All-Time (33-19)	Record
vs. AFC	28-14
vs. NFC	5-5
Home	22-4
Away	6-10
Leading at Halftime	24-4
Trailing at Halftime	6-13
Tied at Halftime	3-2
Leading After 3 Quarters	24-4
Tied After 3 Quarters	3-0
Trailing After 3 Quarters	6-15
Decided by 7 Points or Fewer	14-9
Decided by 3 Points or Fewer	7-4
When Scoring First	24-7
When Not Scoring First	9-12
Positive Turnover Ratio	21-1
Even Turnover Ratio	5-5
Negative Turnover Ratio	7-13
Winning or Even Penalty Ratio	26-4
Losing Penalty Ratio	7-15
With a 100-Yard Rusher	9-0
Without a 100-Yard Rusher	24-19
With a 100-Yard Receiver	17-8
Without a 100-Yard Receiver	16-11
When Allowing a 100-Yard Rusher	4-5
When Not Allowing a 100-Yard Rusher	29-14
When Allowing a 100-Yard Receiver	7-8
When Not Allowing a 100-Yard Receiver	26-11
With a 300-Yard Passer	10-4
Without a 300-Yard Passer	23-15
Allowing a 300-Yard Passer	7-3
Not Allowing a 300-Yard Passer	26-16

WINNING SEASONS SINCE MERGER

The Patriots have 32 winning seasons since the 1970 merger.

MOST WINNING SEASONS SINCE THE 1970 MERGER

Pittsburgh	35
New England	32
Dallas	31
Miami	30
Denver	29
Minnesota	29
San Francisco	26

CONTINUED ADVANCEMENT

TEAMS TO WIN AT LEAST ONE PLAYOFF GAME IN CONSECUTIVE SEASONS

Team	Consecutive Seasons	Years	Wins
New England Patriots	7	2011-17	12
Dallas Cowboys	6	1991-96	12
Seattle Seahawks	5	2012-16	8
New England Patriots	5	2003-07	11
Baltimore Ravens	5	2008-12	9
Philadelphia Eagles	5	2000-04	7
Green Bay Packers	5	1993-97	9
Oakland Raiders	5	1973-77	7

2017 AFC EAST CHAMPIONS

The Patriots claimed the AFC East Division title for the ninth consecutive season and for the 17th time under Robert Kraft.

DIVISION CHAMPIONSHIPS SINCE 1994

New England Patriots	17
Pittsburgh Steelers	13
Green Bay Packers	12
Indianapolis Colts	10



PATRIOTS

PLAYOFF NOTES

SEVEN STRAIGHT CONFERENCE CHAMPIONSHIP GAMES

The Patriots advanced to the AFC Championship for the seventh straight season in 2017, the most consecutive conference title appearances by an NFL team in history.

NFL TEAMS WITH AT LEAST THREE CONSECUTIVE CONFERENCE CHAMPIONSHIP GAME APPEARANCES SINCE 1970 MERGER

Team	Years	Results
New England Patriots	(7) 2011-2017	(4-3) W, L, L, W, L, W, W
Oakland Raiders	(5) 1973-1977	(1-4) L, L, L, W, L
Philadelphia Eagles	(4) 2001-2004	(1-3) L, L, L, W
Buffalo Bills	(4) 1990-1993	(4-0) W, W, W, W
Dallas Cowboys	(4) 1970-1973	(2-2) W, W, L, L
Dallas Cowboys	(4) 1992-1995	(3-1) W, W, L, W
San Francisco 49ers	(3) 2011-2013	(1-2) L, W, L
Dallas Cowboys	(3) 1980-1982	(0-3) L, L, L
Green Bay Packers	(3) 1995-1997	(2-1) L, W, W
Miami Dolphins	(3) 1971-1973	(3-0) W, W, W
Pittsburgh Steelers	(3) 1974-1976	(2-1) W, W, L
San Francisco 49ers	(3) 1992-1994	(1-2) L, L, W
San Francisco 49ers	(3) 1988-1990	(2-1) W, W, L
St. Louis Rams	(3) 1974-1976	(0-3) L, L, L

ANOTHER NO. 1 SEED

The Patriots earned seven No. 1 seeds (2003, 07, 10-11, 14 & 16-17) in the post-season since 1990, the most in the NFL under the current system. The NFL began playoff seeding in 1975 and the current playoff format was instituted in 1990.

MOST NO. 1 SEEDS (SINCE 1990)

New England	7
Denver	5
Dallas	4
Philadelphia	4
Pittsburgh	4
San Francisco	4

MOST NO. 1 SEEDS OVERALL (SINCE 1975)

San Francisco	8
Denver	8
New England	7
Pittsburgh	6
Dallas	6
Oakland	5

PATRIOTS EARN ANOTHER BYE

The Patriots secured a first round playoff bye in 2017 for the 12th time since 2001—a feat unmatched by any team in the NFL in the last 17 years.

MOST SEASONS EARNING A BYE SINCE 2001

New England	12
Denver	5
Pittsburgh	5
Atlanta	4
Chicago	4
Philadelphia	4
Carolina	3
Green Bay	3
Indianapolis	3
Seattle	3

NFL MARK FOR MOST FIRST-ROUND BYES

The Patriots earned a first-round bye in the 2017 NFL playoffs and lead the NFL with 13 first-round byes since the current NFL playoff format was instituted in 1990. The Patriots earned a first-round bye for the eighth consecutive season, becoming the first team in NFL history to do so. Dallas and San Francisco earned four straight byes from 1992 through 1995 and Denver had four straight from 2012 through 2015.

MOST SEASONS EARNING A BYE SINCE 12-TEAM PLAYOFF FORMAT IN 1990

New England	13
Denver	8
Pittsburgh	8
San Francisco	8

MOST FIRST ROUND BYES SINCE 2001

New England	12
Denver	5
Pittsburgh	5
Atlanta	4
Chicago	4
Philadelphia	4
Carolina	3
Green Bay	3
Indianapolis	3
Seattle	3

TITLE TOWN

The Patriots extended their mark to nine straight division titles in 2017.

MOST CONSECUTIVE DIVISION TITLES

Team	Division	Titles	Years
New England Patriots	AFC East	9	2009-17
Los Angeles Rams	NFC West	7	1973-79
Pittsburgh Steelers	AFC Central	6	1974-79
Minnesota Vikings	NFC Central	6	1973-78
Dallas Cowboys	NFL Capitol/NFC East	6	1966-71
Cleveland Browns	American/Eastern Conf.	6	1950-55
New England Patriots	AFC East	5	2003-07
Denver Broncos	AFC West	5	2011-15
Indianapolis Colts	AFC South	5	2003-07
Dallas Cowboys	NFC East	5	1992-96
San Francisco 49ers	NFC West	5	1986-90
Chicago Bears	NFC Central	5	1984-88
Oakland Raiders	AFC West	5	1972-76

The Patriots have won the AFC East for nine straight seasons, besting the five straight the team won from 2003-07 for the longest streak in AFC East division history. The Patriots have won 15 of the last 17 division crowns. The Patriots have won 17 division titles in the 24 seasons since Robert Kraft bought the team in 1994.

MOST CONSECUTIVE AFC EAST TITLES

Team	Streak	Years
New England Patriots	9	2009-17
New England Patriots	5	2003-07
Buffalo Bills	4	1988-91
Miami Dolphins	4	1981, 1983-85*
Miami Dolphins	4	1971-74
Baltimore Colts	3	1975-77
Buffalo Bills	3	1964-66@

*Due to 1982 strike, the NFL played just a nine-game season and the standings were not divided into divisions that season.

@AFL

ALL-TIME SUPER BOWL BERTHS

The Patriots advanced to their 10th Super Bowl with a win over Jacksonville, a total that is the most in the NFL.

TEAM SUPER BOWLS

New England Patriots	10
Dallas Cowboys	8
Denver Broncos	8
Pittsburgh Steelers	8
San Francisco 49ers	6
GB, NYG, OAK, WAS, MIA	5

WINNING TANDEM

Bill Belichick and Tom Brady are the winningest coach and quarterback tandem in the postseason and continued to build on their success in 2017.

Quarterback/Head Coach Postseason wins

Bill Belichick/Tom Brady	27
Chuck Noll/Terry Bradshaw	14
Tom Landry/Roger Staubach	11



BILL BELICHICK

PLAYOFF NOTES

BELICHICK'S EIGHT CONFERENCE TITLES ARE THE MOST OF ANY HEAD COACH IN SUPER BOWL ERA

The 2017 AFC Championship was Bill Belichick's eighth conference championship, the most in NFL history during the Super Bowl era (since 1966).

MOST CONFERENCE CHAMPIONSHIPS BY A HEAD COACH IN SUPER BOWL ERA

HEAD COACH	TEAM	#	SEASONS	SUPER BOWL APPEARANCES
Bill Belichick	New England	8	2001, 2003, 2004, 2007, 2011, 2014, 2016, 2017	XXXVI, XXXVIII, XXXIX, XLII, XLVI, XLIX, LI, LII
Don Shula	Balt. Colts/Miami	6	1968, 1971, 1972, 1973, 1982, 1984	III, VI, VII, VIII, XVII, XIX
Tom Landry	Dallas	5	1970, 1971, 1975, 1977, 1978	V, VI, X, XII, XIII
Joe Gibbs	Washington	4	1982, 1983, 1987, 1991	XVII, XVIII, XXII, XXVI
Bud Grant	Minnesota	4	1969, 1973, 1974, 1976	IV, VII, IX, XI
Marv Levy	Buffalo	4	1990, 1991, 1992, 1993	XXV, XXVI, XXVII, XXVIII
Chuck Noll	Pittsburgh	4	1974, 1975, 1978, 1979	IX, X, XIII, XIV
Dan Reeves	Denver/Atlanta	4	1986, 1987, 1989, 1998	XXI, XXII, XXIV, XXIII

SUPER SUCCESS

Bill Belichick has won five Super Bowls, the most Super Bowl wins by a head coach in NFL history.

MOST SUPER BOWL VICTORIES

HEAD COACH	TEAM	TITLES	SEASONS
Bill Belichick	New England	5	2001, 2003, 2004, 2014, 2016
Chuck Noll	Pittsburgh	4	1974, 1975, 1978, 1979
Joe Gibbs	Washington	3	1982, 1987, 1991
Bill Walsh	San Francisco	3	1981, 1984, 1988

ELITE COMPANY

Bill Belichick is one of four NFL head coaches to win five or more championships since the league began postseason play in 1933, but the only one to win five Super Bowls. Belichick can join George Halas and Curly Lambeau as the only coaches with six titles with a victory in Super Bowl LII.

HEAD COACHES WITH FOUR OR MORE NFL TITLES

COACH	NFL TITLES	CHAMPIONSHIP TEAMS
George Halas	6	Chicago Bears (1921, 33, 40, 41, 46, 63)
Curly Lambeau	6	Green Bay Packers (1929, 30, 31, 36, 39, 44)
Bill Belichick	5	Patriots (SB XXXVI, XXXVIII, XXXIX, XLIX, LI)
Vince Lombardi	5	Green Bay Packers (1961, 62, 65, SB I, II)

MOST POSTSEASON WINS

Belichick earned his NFL-record 21st postseason victory after defeating the Indianapolis Colts in the AFC Championship Game on Jan. 18, 2015 and continues to build on that record in the 2017 postseason.

MOST PLAYOFF WINS BY AN NFL HEAD COACH

COACH	TEAM	WINS
Bill Belichick	Cleveland Browns/New England Patriots	28
Tom Landry	Dallas Cowboys	20
Don Shula	Baltimore Colts/Miami Dolphins	19
Joe Gibbs	Washington Redskins	17
Chuck Noll	Pittsburgh Steelers	16

BEST POSTSEASON RECORDS IN NFL HISTORY

(Minimum 10 Games)

HEAD COACH	TEAM	W	L	PCT
Vince Lombardi	Green Bay/Washington	9	1	.900
Tom Flores	Oakland	8	3	.727
Bill Belichick	Cleveland/New England	28	11	.718
Bill Walsh	San Francisco	10	4	.714
Joe Gibbs	Washington	17	7	.708
Jimmy Johnson	Dallas/Miami	9	4	.692

RECORD 11 SB APPEARANCES

Belichick secured his 11th Super Bowl appearance during his coaching career in 2017 with the Patriots berth in Super Bowl LII.

MOST SUPER BOWL APPEARANCES AS A HEAD COACH OR ASSISTANT

Head Coach	Super Bowls
Bill Belichick	11 (eight as a head coach)
Dan Reeves	7 (four as a head coach)
Don Shula	6 (six as a head coach)
Tom Landry	5 (five as a head coach)
Chuck Noll	5 (four as a head coach)
Marv Levy	5 (four as a head coach)

POSTSEASON APPEARANCES

Belichick coached in his NFL record 37th postseason game in the AFC Divisional Playoff game against Tennessee to move past Tom Landry and Don Shula. He has now coached in 39 postseason games.

MOST POSTSEASON GAMES AS A HEAD COACH

Head Coach	GAMES
Bill Belichick (Cleveland/New England)	39
Tom Landry (Dallas)	36
Don Shula (Baltimore/Miami)	36
Chuck Noll (Pittsburgh)	24
Mike Holmgren (Green Bay/Seattle)	24
Joe Gibbs (Washington)	24

POSTSEASON APPEARANCES

Bill Belichick has led his teams to 16 postseason berths, which is third all-time among NFL head coaches.

NFL HEAD COACHES WITH THE MOST POSTSEASON SEASONS

Don Shula - 19
Tom Landry 18
Bill Belichick - 16

BELICHICK 1ST ALL-TIME IN CONFERENCE CHAMPIONSHIP APPEARANCES

Bill Belichick reached his 12th conference championship as a head coach in 2017 to extend his record for the most by a head coach since the 1970 merger.

HEAD COACH	CONFERENCE CHAMPIONSHIPS
Bill Belichick	12
Tom Landry	10
Don Shula	7
Chuck Noll	7
John Madden	6
Bill Cowher	6



TOM BRADY

PLAYOFF NOTES

BRADY TOPS POSTSEASON STATS LISTS

Tom Brady leads the NFL in postseason touchdowns (71), passing yards (10,226), postseason wins (27) and postseason 300-yard games (14).

NFL ALL-TIME LEADERS: POSTSEASON TOUCHDOWN PASSES

PLAYER	TEAM	TDS
Tom Brady	New England	71
Joe Montana	San Francisco/Kansas City	45
Brett Favre	Green Bay/Minnesota	44
Peyton Manning	Indianapolis/Denver	40
Aaron Rodgers	Green Bay	36
Dan Marino	Miami	32
Kurt Warner	St. Louis/Arizona	31

NFL ALL-TIME LEADERS: POSTSEASON TD PASSES, SINGLE GAME

PLAYER	TEAM	GAME	TDS
Tom Brady	NE	AFC-D: NE vs. DEN (1/14/12)	6
Daryle Lamonica	OAK	AFC-D: OAK vs. HOU (12/21/69)	6
Steve Young	SF	SB: SF vs. SD (1/30/95)	6

NFL ALL-TIME LEADERS: POSTSEASON PASSING YARDS

PLAYER	TEAM	YDS
Tom Brady	New England	10,226
Peyton Manning	Indianapolis/Denver	7,339
Brett Favre	Green Bay/Minnesota	5,855
Joe Montana	San Fran./Kansas City	5,772
Ben Roethlisberger	Pittsburgh	5,256
John Elway	Denver	4,964

NFL ALL-TIME LEADERS: POSTSEASON COMPLETIONS

PLAYER	TEAM	COMPLETIONS
Tom Brady	New England	920
Peyton Manning	Indianapolis/Denver	649
Brett Favre	Green Bay/Minnesota	481
Joe Montana	San Fran./Kansas City	460

NFL ALL-TIME LEADERS: POSTSEASON COMP. PCT., SINGLE GAME

PLAYER	TEAM	GAME	COMP PCT.
Tom Brady	NE	AFC-D: NE vs. JAX (1/12/08)	92.9 (26-28)
Phil Simms	NYG	SB: NYG vs. DEN, (1/26/87)	88.0 (22-25)
Kurt Warner	ARI	NFC-WC: ARI vs. (2/1/09)	87.9 (29-33)

MOST 300-YARD PASSING GAMES, POSTSEASON HISTORY

PLAYER	TEAM	300-YARD GAMES
Tom Brady	New England	14
Peyton Manning	Indianapolis/Denver	9
Drew Brees	San Diego/New Orleans	7
Aaron Rodgers	Green Bay	6
Joe Montana	SF/Kansas City	6
Kurt Warner	STL/Arizona	6
Dan Fouts	San Diego	5
Ben Roethlisberger	Pittsburgh	5

NFL ALL-TIME LEADERS: POSTSEASON TD PASSES, CONSECUTIVE GAMES

PLAYER	TEAM	GAMES
Brett Favre	GB/MIN	20 (1995-2009)
Tom Brady	NE	18 (2001-2011)
Dan Marino	MIA	13 (1983-1995)

BRADY IN POSTSEASON

With the win in Super Bowl LI and another MVP award, Brady has the most Super Bowl wins by a quarterback and the most Super Bowl MVP Awards.

QB's WITH 3 OR MORE SUPER BOWL VICTORIES

PLAYER	TEAM	WINS
Tom Brady	NE	5
Terry Bradshaw	PIT	4
Joe Montana	SF	4
Troy Aikman	DAL	3

PLAYERS WITH MULTIPLE SUPER BOWL MVP AWARDS

PLAYER	TEAM	MVPS
Tom Brady	NE	4
Joe Montana	SF	3
Terry Bradshaw	PIT	2
Bart Starr	GB	2
Eli Manning	NYG	2

BRADY HAS MOST PLAYOFF WINS

Tom Brady is the winningest quarterback in NFL playoff history among signal callers who have made at least 10 starts.

MOST PLAYOFF WINS BY STARTING QB IN NFL HISTORY

PLAYER	TEAM	PLAYOFF WINS
Tom Brady	New England	27
Joe Montana	San Francisco/Kansas City	16
Terry Bradshaw	Pittsburgh	14
John Elway	Denver	14
Peyton Manning	Indianapolis/Denver	14
Brett Favre	Green Bay	13
Ben Roethlisberger	Pittsburgh	13
Troy Aikman	Dallas	11
Roger Staubach	Dallas	11

HIGHEST PLAYOFF WIN PCT. BY STARTING QB IN NFL HISTORY (Minimum 10 Starts)

PLAYER	TEAM	W	L	PCT
Bart Starr	Green Bay	9	1	.900
Jim Plunkett	Oakland/L.A. Raiders	8	2	.800
Terry Bradshaw	Pittsburgh	14	5	.737
Troy Aikman	Dallas	11	4	.733
Tom Brady	New England	27	10	.730
Joe Montana	San Francisco/Kansas City	16	7	.696
Kurt Warner	St. Louis/Arizona	9	4	.692
Russell Wilson	Seattle	8	4	.667
John Elway	Denver	14	7	.667
Joe Flacco	Baltimore	10	5	.667
Eli Manning	NY Giants	8	4	.667

MOST PLAYOFF STARTS BY A QUARTERBACK

PLAYER	TEAM	STARTS
Tom Brady	New England	37
Peyton Manning	Indianapolis/Denver	27
Brett Favre	Green Bay/Minnesota	24
Joe Montana	San Francisco/Kansas City	23
John Elway	Denver	21
Ben Roethlisberger	Pittsburgh	21

BRADY IN THE SUPER BOWL

Brady is the all-time leader in Super Bowl passing yards (2,576), completions (235), pass attempts (357) and touchdowns (18). Brady's start in Super Bowl LI was his NFL record eighth Super Bowl start, the most among all NFL players.

SUPER BOWL PASSING YARDS

PLAYER	ATT	COMP	YARDS
Tom Brady	357	235	2,576
Kurt Warner	132	83	1,156
Joe Montana	122	83	1,142
John Elway	152	76	1,128
Peyton Manning	155	103	1,001
Terry Bradshaw	84	49	932

SUPER BOWL PASSING TOUCHDOWNS

PLAYER	APPEARANCES	TDS
Tom Brady	8	18
Joe Montana	4	11
Terry Bradshaw	4	9
Roger Staubach	4	8
Kurt Warner	3	6
Steve Young	2	6

SUPER BOWL STARTS BY A QUARTERBACK

STARTING QB	TEAM	#	APPEARANCES
Tom Brady	NE	8	XXXVI, XXXVIII, XXXIX, XLII, XLVI, XLIX, LI, LII
John Elway	DEN	5	XXI, XXII, XXIV, XXXII, XXXIII
Terry Bradshaw	PIT	4	IX, X, XIII, XIV
Jim Kelly	BUF	4	XXV, XXVI, XXVII, XXVIII
Peyton Manning	IND/DEN	4	XLI, XLIV, XLVIII, 50
Joe Montana	SF	4	XVI, XIX, XXIII, XXIV
Roger Staubach	DAL	4	VI, X, XII, XIII



TOM BRADY

PLAYOFF NOTES

BRADY'S EIGHT CONFERENCE TITLES ARE THE MOST OF ANY STARTING QB IN SUPER BOWL ERA

The 2017 AFC Championship was Tom Brady's eighth conference title, the most conference titles in NFL history during the Super Bowl Era (since 1966).

MOST CONFERENCE CHAMPIONSHIPS AS A STARTING QUARTERBACK IN SUPER BOWL ERA

STARTING QB	TEAM	#	SEASONS	SUPER BOWL APPEARANCES
Tom Brady	New England	8	2001, 2003, 2004, 2007, 2011, 2014, 2016, 2017	XXXVI, XXXVIII, XXXIX, XLII, XLVI, XLIX, LI, LII
John Elway	Denver	5	1986, 1987, 1989, 1997, 1998	XXI, XXII, XXIV, XXXII, XXXIII
Terry Bradshaw	Pittsburgh	4	1974, 1975, 1978, 1979	IX, X, XIII, XIV
Jim Kelly	Buffalo	4	1990, 1991, 1992, 1993	XXV, XXVI, XXVII, XXVIII
Joe Montana	San Francisco	4	1981, 1984, 1988, 1989	XVI, XIX, XXII, XXIV
Roger Staubach	Dallas	4	1971, 1975, 1977, 1978	VI, X, XII, XIII
Peyton Manning	Indianapolis/Denver	4	2006, 2009, 2013, 2015	XL, XLIV, XLVIII, 50
Troy Aikman	Dallas	3	1992, 1993, 1995	XXXVII, XXXVIII, XXX
Bob Griese	Miami	3	1971, 1972, 1973	VI, VII, VIII
Ben Roethlisberger	Pittsburgh	3	2005, 2008, 2010	XL, XLIII, XLV
Fran Tarkenton	Minnesota	3	1973, 1974, 1976	VII, IX, XI
Kurt Warner	St. Louis/Arizona	3	1999, 2001, 2008	XXXIV, XXXVI, XLIII

SUPER COMBINATION

New England head coach Bill Belichick and quarterback Tom Brady won their eighth conference championship together in 2017. Three other coach/quarterback duos have qualified for four Super Bowls - Dallas' Tom Landry and Roger Staubach; Buffalo's Marv Levy and Jim Kelly; and Pittsburgh's Chuck Noll and Terry Bradshaw.

MOST CONFERENCE CHAMPIONSHIPS BY A HEAD COACH-QUARTERBACK TANDEM

QUARTERBACK	HEAD COACH	TEAM	CONFERENCE TITLES	SUPER BOWL WINS
Tom Brady	Bill Belichick	New England	8	5
Terry Bradshaw	Chuck Noll	Pittsburgh	4	4
Roger Staubach	Tom Landry	Dallas	4	2
Jim Kelly	Marv Levy	Buffalo	4	0

DIVISION

TITLES

15

Tom Brady added to his NFL record with his 15th division championship in 2017. Peyton Manning has the second-most with 12 division titles.

Quarterback	Career Division Titles
Tom Brady	15
Peyton Manning	12
Joe Montana	9
Brett Favre	8
Terry Bradshaw	7
John Elway	7

NFL RECORD FOR MOST CONSECUTIVE DIVISION TITLES

Tom Brady extended an NFL record by leading the Patriots to their ninth straight division title in 2017.

Player	Team	Cons. Division Titles
Tom Brady	Patriots	9 (2009-17)
Terry Bradshaw	Steelers	6 (1974-79)
Fran Tarkenton	Vikings	6 (1973-78)

MOST CONSECUTIVE COMPLETIONS IN S.B. HISTORY

In Super Bowl XLVI, Brady completed a record 16 straight passes to set a new Super Bowl record. The previous record was held by Joe Montana, who had 13 straight completions in Super Bowl XXIV.

RECORD 12TH CONFERENCE CHAMPIONSHIP

Tom Brady extended his NFL-record to 12 conference championship game in 2017. Gene Upshaw and George Blanda are second after playing in 10 conference championship games.

BRADY POSTSEASON GAMES

Tom Brady has competed in 37 postseason games, most in NFL history.

Player	Teams	Postseason Games
Tom Brady	Patriots	37
Adam Vinatieri	NE/IND	30
Jerry Rice	SF/OAK/SEA	29
D.D. Lewis	Dallas	27
Peyton Manning	IND/DEN	27

GOOD THINGS COME IN THREES

Tom Brady threw three TD passes in Super Bowl LII vs. Philadelphia. Brady now has 11 career playoff games with three or more touchdowns, passing Joe Montana for the most in the Super Bowl era. New England is 10-1 in those games.

Most 3 TD Pass Playoff Games - Since Merger

Tom Brady	11
Joe Montana	9
Aaron Rodgers	7
Peyton Manning	6
Brett Favre	6



TOM BRADY

PLAYOFF NOTES

BRADY IN THE DIVISIONAL ROUND

Brady has played in 14 Divisional Playoff games since 2002 and compiled a record of 12-2. In those games he has completed 351 of 562 pass attempts for 4,037 passing yards and 29 passing touchdowns.

DATE	OPP.	ATT	CMP	YDS	TD	INT	LG	RT	FINAL
01/19/2002	Oak	52	32	312	0	1	29	70.4	16-13
01/10/2004	Ten	41	21	201	1	0	41t	73.3	17-14
01/16/2005	Ind	27	18	144	1	0	17	92.2	20-3
01/14/2006	at Den	36	20	341	1	2	73	74	13-27
01/14/2007	at SD	51	27	280	2	3	49	57.6	24-21
01/12/2008	Jac	28	26	262	3	0	53	141.4	31-20
01/16/2011	NYJ	45	29	299	2	1	37	89	21-28
01/14/2012	Den	34	26	363	6	1	61t	137.6	45-10
01/13/2013	Hou	40	25	344	3	0	47	115	41-28
01/11/2014	Ind	25	13	198	0	0	53	78.4	43-22
01/10/2015	Bal	50	33	367	3	1	46	99.3	35-31
01/16/2016	KC	42	28	302	2	0	42	103.5	27-20
01/14/2017	Hou	38	18	287	2	2	48	68.6	34-16
01/13/2018	Ten	53	35	337	3	0	31	102.5	35-14
TOTALS		562	351	4,037	29	11	61t	93.1	12-2

BRADY IN THE AFC CHAMPIONSHIP

Brady will make his 12th appearance in the AFC Championship game this week. He owns a 8-4 record in the Title game. In total, he has completed 274 of 442 pass attempts for 3,046 passing yards and 17 touchdowns.

DATE	OPP.	ATT	CMP	YDS	TD	INT	LG	RT	FINAL
01/27/2002	at Pit	18	12	115	0	0	28	84.3	16-13
01/18/2004	Ind	37	22	237	1	1	28	76.1	24-14
01/23/2005	at Pit	21	14	207	2	0	60t	130.5	41-27
01/21/2007	at Ind	34	21	232	1	1	27	79.5	34-38
01/20/2008	SD	33	22	209	2	3	18	66.4	21-12
01/22/2012	Bal	36	22	239	0	2	23	57.5	23-20
01/20/2013	Bal	54	29	320	1	2	36	62.3	13-28
01/19/2014	at Den	38	24	277	1	0	27	93.9	16-26
01/18/2015	Ind	35	23	226	3	1	30	100.4	45-7
01/24/2016	at Den	56	27	310	1	2	40	56.4	18-20
01/22/2017	Pit	42	32	384	3	0	41	127.5	36-17
01/21/2018	Jac	38	26	290	2	0	31	108.4	24-20
TOTALS		442	274	3,046	17	12	60t	83.9	8-4

BRADY IN THE SUPER BOWL

Brady made his NFL-record eighth Super Bowl appearance on February 4, 2018 in Super Bowl LII. He owns a 5-3 record in his eight appearances, and has completed 235-of-357 passes for 2,576 yards total and 18 touchdown passes, all of which are Super Bowl records.

DATE	OPP.	ATT	CMP	YDS	TD	INT	LG	RT	FINAL
02/03/2002	StL	27	16	145	1	0	23	86.2	20-17
02/01/2004	Car	48	32	354	3	1	52	100.5	32-29
02/06/2005	Phi	33	23	236	2	0	27	110.2	24-21
02/03/2008	NYG	48	29	266	1	0	19	82.5	14-17
02/05/2012	NYG	41	27	276	2	1	21	91.1	17-21
02/01/2015	Sea	50	37	328	4	2	23	101.1	28-24
02/05/2017	Atl	62	43	466	2	1	28	95.2	34-28 [OT]
02/04/2018	Phi	48	28	505	3	0	50	115.4	33-41
TOTALS		357	235	2,576	18	5	52	98.0	5-3



INDIVIDUAL PLAYOFF NOTES

GOSTKOWSKI PILING ON

Stephen Gostkowski is the Patriots' all-time leading scorer in the post-season and is second for the most postseason points all-time.

Most Kicking Points in the Postseason

1. Adam Vinatieri	234
2. Stephen Gostkowski	180
3. David Akers	175
4. Gary Anderson	153
5. Mason Crosby	137
6. George Blanda	115
7. Matt Stover	106
8. Matt Bahr	103

MOST FIELD GOALS IN THE POSTSEASON

Adam Vinatieri - 56
David Akers - 39

Stephen Gostkowski - 34

Gary Anderson - 32
Mason Crosby - 26

Most Points in the Postseason

1. Adam Vinatieri	234
2. Stephen Gostkowski	180
3. David Akers	175
4. Gary Anderson	153
5. Mason Crosby	137
6. Jerry Rice	132
7t. Emmitt Smith	126
7t. Thurman Thomas	126
9. George Blanda	115
10. Matt Stover	106

TIGHT END TDS

TE Rob Gronkowski raised his career playoff total to 12 touchdowns, adding to his Patriots' playoff record for most touchdowns and adding to his NFL playoff record for most touchdowns by a tight end. Gronkowski had three touchdowns in the 2017 postseason, including two in Super Bowl LII.

MOST POSTSEASON TOUCHDOWNS BY A TIGHT END

PLAYER	TDS
Rob Gronkowski	12
Dave Casper	7
Vernon Davis	7
Keith Jackson	6
Jay Novacek	6

MOST POSTSEASON TOUCHDOWNS IN PATRIOTS HISTORY

PLAYER	TDS
Rob Gronkowski	12
LeGarrette Blount	8
James White	8
David Givens	7
Tom Brady	6
Danny Amendola	6

RACKING UP THE YARDS

Rob Gronkowski is one of three tight ends in NFL history to tally four career 100-yard receiving games in the postseason and is tied with Deion Branch and Julian Edelman for the most postseason 100-yard games.

MOST POSTSEASON 100-YARD RECEIVING GAMES BY A TIGHT END

Player	100-Yard Games
Rob Gronkowski	4
Vernon Davis	4
Keith Jackson	4
Dallas Clark	3
Greg Olsen	3
Patriots Player	100-Yard Games
Rob Gronkowski	4
Deion Branch	4
Julian Edelman	4
Wes Welker	3

POSTSEASON RECORDS

Rob Gronkowski has 12 postseason touchdown receptions to tie John Stallworth for the second-most receiving touchdowns in the postseason.

MOST POSTSEASON TOUCHDOWN RECEPTIONS IN NFL HISTORY

Player	TDS
Jerry Rice	22
Rob Gronkowski	12
John Stallworth	12
Fred Biletnikoff	10
Larry Fitzgerald	10
Antonio Freeman	10
Randy Moss	10
Hines Ward	10
Andre Reed	9
Steve Smith, Sr.	9
Lynn Swann	9
Reggie Wayne	9

MOST RECEIVING YARDS BY A TIGHT END IN NFL POSTSEASON HISTORY

Player	Yards
Rob Gronkowski	972
Dallas Clark	847
Keith Jackson	834
Shannon Sharpe	814
Brent Jones	740
Jay Novacek	645
Greg Olsen	631
Vernon Davis	600

MOST RECEPTIONS BY A TIGHT END IN NFL POSTSEASON HISTORY

Player	Receptions
Rob Gronkowski	68
Dallas Clark	64
Jay Novacek	62
Shannon Sharpe	62
Brent Jones	60
Keith Jackson	51

DEFENSIVE LEADERS

Devin McCourty, Dont'a Hightower and Patrick Chung are moving up on the Patriots postseason tackle list.

Patriots All-Time Leading Postseason Tacklers

1. Tedy Bruschi	128
2. Devin McCourty	89
3. Mike Vrabel	88
4. Willie McGinest	85
5. Vince Wilfork	81
6t. Patrick Chung	77
6t. Rodney Harrison	77
8. Rob Ninkovich	64
9. Dont'a Hightower	63
10. Ted Johnson	62
11. Jerod Mayo	58
12. Lawry Milloy	57

SPECIAL TEAMS LEADER

Matthew Slater has the chance to become the Patriots all-time leader in postseason special teams tackles.

Patriots All-Time Leading Postseason Special Teams Tacklers

1t. Matthew Slater	17
1t. Larry Izzo	17
3t. Eric Alexander	13
3t. Matt Chatham	13
5. Je'Rod Cherry	12



PLAYOFF NOTES

PLAYER PARTICIPATION

PATRIOTS PLAYOFF PARTICIPATION

PATRIOTS WHO HAVE PLAYED IN PLAYOFFS (50)

PLAYER	POS	EXP	GP/GS
Allen, Dwayne	TE	6	7/3
Allen, Ryan	P	5	13/0
Amendola, Danny	WR	9	13/6
Andrews, David	C	3	8/6
Bademosi, Johnson	CB	6	3/0
Bolden, Brandon	RB	6	15/2
Brady, Tom	QB	18	37/37
Branch, Alan	DL	11	12/8
Brown, Malcom	DL	3	8/8
Burkhead, Rex	RB	5	4/1
Butler, Adam	DL	R	3/0
Butler, Malcolm	CB	4	11/7
Cardona, Joe	LS	3	8/0
Chung, Patrick	S	9	19/16
Cooks, Brandin	WR	4	3/3
Croston, Cole	OL	R	1/0
Develin, James	FB	5	11/4
Dorsett, Phillip	WR	3	2/0
Fleming, Cameron	OL	4	9/2
Flowers, Marquis	LB	4	4/0
Flowers, Trey	DL	3	6/6
Gilmore, Stephon	CB	6	3/3
Gostkowski, Stephen	K	12	25/0
Grigsby, Nicholas	LB	2	3/0
Grissom, Geneo	DL	3	6/0
Gronkowski, Rob	TE	8	13/13
Guy, Lawrence	DL	7	8/4
Harmon, Duron	DB	5	13/6
Harris, David	LB	11	6/6
Harrison, James	LB	15	22/14
Hogan, Chris	WR	5	6/5
Hollister, Jacob	TE	R	1/0
Hoyer, Brian	QB	9	2/1
Jean Francois, Ricky	DL	9	14/3
Karras, Ted	G	2	6/0

PATRIOTS PLAYOFF PARTICIPATION

King, Brandon	DB	3	8/0
Lee, Eric	DL	1	3/1
Lewis, Dion	RB	6	6/5
Mason, Shaq	OL	3	8/8
McCourty, Devin	DB	8	19/19
Richards, Jordan	DB	3	5/0
Roberts, Elandon	LB	2	6/5
Rowe, Eric	DB	3	6/2
Slater, Matthew	WR	10	20/1
Solder, Nate	T	7	16/16
Thuney, Joe	OL	2	6/6
Van Noy, Kyle	LB	4	7/3
Waddle, LaAdrian	OL	5	2/1
White, James	RB	4	8/1
Wise, Jr., Deatrich	DL	R	3/0

PATRIOTS ON IR OR PUP WITH PLAYOFF EXPERIENCE (9)

PLAYER	POS	EXP	GP/GS
Bennett, Martellus	TE	10	5/4
Cannon, Marcus	OL	7	15/7
Ebner, Nate	DB	6	12/0
Edelman, Julian	WR	9	15/11
Hightower, Dont'a	LB	6	12/12
Jones, Jonathan	DB	2	4/0
McClellin, Shea	LB	6	3/1
Mitchell, Malcolm	WR	2	2/2
Valentine, Vincent	DT	2	3/0

PATRIOTS WHO HAVE NOT PLAYED IN PLAYOFFS (3)

PLAYER	POS	EXP	GP/GS
Britt, Kenny	WR	9	0/0
Gillisle, Mike	RB	5	0/0
Reedy, Bernard	WR	1	0/0

PATRIOTS GAME EXPERIENCE

The Patriots have four players (Tom Brady, Stephen Gostkowski, Devin McCourty and Matthew Slater) that have played in seven straight AFC Championship Games.

The Patriots have 18 veteran players that came from the draft or signed as a rookie free agent on the 53-man roster that have never experienced anything but the Patriots advancing to the AFC Championship Game: Ryan Allen, David Andrews, Brandon Bolden, Malcom Brown, Malcolm Butler, Joe Cardona, Cameron Fleming, Trey Flowers, Geneo Grissom, Duron Harmon, Ted Karras, Brandon King, Shaq Mason, Jordan Richards, Elandon Roberts, Nate Solder, Joe Thuney and James White.

Two players on the Patriots 53-man roster have seen Super Bowl action with other teams. LB James Harrison played in two Super Bowls with Pittsburgh, and DL Ricky Jean Francois played in a Super Bowl with San Francisco.

Eighteen players on the Patriots 53-man roster were part of their first Super Bowl team: WR Phillip Dorsett, WR Brandin Cooks, WR Bernard Reedy, CB Stephon Gilmore, CB Johnson Bademosi, RB Rex Burkhead, RB Mike Gillislee, LB David Harris, TE Jacob Hollister, LB Nicholas Grigsby, DL Eric Lee, LB Marquis Flowers, DL Adam Butler, OL Cole Croston, TE Dwayne Allen, WR Kenny Britt, DL Deatrich Wise, Jr and DL Lawrence Guy.



INSIDE THE NUMBERS

POSTSEASON

PATRIOTS IN THE PLAYOFFS

3
The Patriots had three players finish with 100 receiving yards in Super Bowl LII with Danny Amendola (152), Chris Hogan (128) and Rob Gronkowski (116) all going over 100 yards. It is the first time ever in Super Bowl history that a team had three players have 100-yard days.

5
The New England Patriots have won five Super Bowls, joining Pittsburgh (6), Dallas (5) and San Francisco (5) as the only teams with at least five Super Bowls.

6
The Patriots set six team records in Super Bowl LI: Most first downs (37), Most first downs passing (26), most offensive plays (93), most pass attempts (63), most pass completions (43) and most passing yards (442).

10
The Patriots have earned a Super Bowl berth 10 times in their 58-year history, the most Super Bowl berths in NFL history.

13
The Patriots earned a first-round bye in the 2017 NFL playoffs, and they lead the NFL with 13 first-round byes since the current playoff format was instituted in 1990.

14
The Patriots reached their 14th Conference Championship game in 2017, tied with Dallas (14), behind Pittsburgh (16) and San Francisco (15).

14
The Patriots overcame two 14-point deficits in the 35-31 win over Baltimore (1/10/15) in the Divisional game to become the first team ever to erase a pair of 14-point deficits in a single playoff game.

25
New England has made the playoffs 25 times in its 58-year history, with 19 of those berths coming in the 24 seasons since Robert Kraft purchased the team in 1994.

25
The Patriots 25-point comeback in Super Bowl LI is the largest ever in a Super Bowl and the third largest comeback in NFL postseason history.

38
New England's 45-7 victory over Indianapolis in the 2014 AFC title game is the third largest margin of victory in a Conference Championship Game since the merger.

180
WR Chris Hogan set a franchise postseason record with 180 receiving yards in the 2016 AFC Championship Game vs. Pittsburgh (1/22/17).

500
The Patriots 500 passing yards in Super Bowl LII were the most ever in a Super Bowl.

613
The Patriots 613 yards of total offense in Super Bowl LII are the most ever in a Super Bowl.

BILL BELICHICK IN THE PLAYOFFS

5
Belichick won his fifth Super Bowl in 2016, the most Super Bowls among all NFL head coaches.

8
Belichick has eight Super Bowl berths as a head coach, most all time. Don Shula is second with six Super Bowl berths as a head coach.

11
Belichick participated in his 11th Super Bowl overall, including eight as a head coach and three as an assistant coach.

28
Belichick passed Tom Landry (20) for the most postseason wins by a head coach in NFL history with three wins in the 2014 postseason.

TOM BRADY IN THE PLAYOFFS

4
Brady was named MVP of the Super Bowl for the fourth time in his career in Super Bowl LI, the most Super Bowl MVP awards of any player.

5
Brady won his fifth Super Bowl in 2016 to become the only NFL quarterback with five Super Bowl wins.

8
Brady won his eighth conference title in 2017, the most conference titles by a quarterback. Brady's start in Super Bowl LI moved him out of a tie with DL Mike Lodish for the most Super Bowls played with seven. Lodish played in six (four with Buffalo and two with Denver).

12
Brady reached his 12th conference title game in 2017. Gene Upshaw and George Blanda are second with 10 appearances.

14
The number of 300-yard games that Tom Brady has accumulated in the post-season, the most in NFL history.

16
Brady set a Super Bowl record with 16 straight pass completions in Super Bowl XLVI vs. the New York Giants.

27
The number of playoff wins for Tom Brady, the most of any quarterback in NFL history. That is more than the combined total of postseason wins of 15 teams since 2001.

37
The number of playoff starts for Tom Brady, the most of any quarterback in NFL history and any NFL player overall.

71
Brady is first in NFL history with 71 postseason touchdown passes.

400
Brady has two of the three 400 yard passing games in Super Bowl history with 466 yard in Super Bowl LI and 505 yards in Super Bowl LII. Kurt Warner passed 414 yards in Super Bowl XXIV.

505
Brady set a Super Bowl record with 505 passing yards in Super Bowl LII, breaking the record of 466 yards he had in Super Bowl LI.

STEPHEN GOSTKOWSKI IN THE PLAYOFFS

34
Gostkowski has 34 career postseason field goals, tied with Gary Anderson for the third most in the postseason, behind Adam Vinatieri (56) and David Akers (39).

180
The number of postseason points for Stephen Gostkowski, second all-time in postseason points, behind the 234 by Adam Vinatieri.

ROB GRONKOWSKI IN THE PLAYOFFS

12
The number of touchdown receptions by Gronkowski, the most touchdown receptions by a tight end in NFL postseason history.

68
Gronkowski has 68 career postseason receptions, the most all time among tight ends in the postseason.

74.8
Amongst tight ends who have played in at least five postseason contests, Gronkowski has the highest receiving yards-per-game of any tight end in postseason history with an average of 74.8

972
The number of postseason receiving yards by Gronkowski, the most in postseason history by a tight end.

INDIVIDUAL & TEAM NOTES





ROBERT KRAFT

News & Notes

Since Robert Kraft purchased the team in 1994, the Patriots have experienced one of the most dramatic turnarounds in the history of sports. Now in his 24th season of ownership, Kraft has transformed one of the league's least successful clubs into what observers view as a model NFL franchise. In the five seasons immediately preceding his purchase (1989-93), the Patriots were a moribund team, winning just 19 of 80 games (.238 pct.) and logging the worst record in the NFL over that span. When he bought the franchise on Jan. 21, 1994, Kraft announced his intention to bring a championship to New England, a tall order considering the team's previous success rate. But under Kraft's leadership, the Patriots have won more division titles (17), conference crowns (9) and Super Bowl championships (5) than any other NFL team. Additionally, the Patriots have achieved the most winning seasons (21) and are tied for fewest losing seasons (2) since Kraft assumed ownership beginning in 1994. Super Bowl LII will be the ninth Super Bowl appearance since Kraft purchased the team, a period during which no other team has appeared in more than four Super Bowls. In Kraft's 24 seasons, the Patriots have qualified for the playoffs 19 times, more than doubling the franchise's accomplishments during its first 34 seasons. In 2017, Kraft earned his 21st winning season in 24 years of owning the franchise.



	Pre-Kraft 1960-93	Pre-Kraft 1989-93	Kraft Era 1994-17
Overall Record	225-276-9	19-61	298-130
Winning Pct.	.450	.238	.696
Super Bowl Titles	0	0	5
Conference Titles	1	0	9
Division Titles	3	0	17
Playoff Seasons	6	0	19
Playoff Record	4-6	-	30-14
Home Playoff Games	1	0	25
Home Playoff Record	0-1	-	22-3

A CHAMPIONSHIP TRADITION

MULTIPLE LEAGUE CHAMPIONSHIPS SINCE 2001

TEAM	LEAGUE	TITLES
New England Patriots	NFL	5
Los Angeles Galaxy	MLS	5
Los Angeles Lakers	NBA	4
San Antonio Spurs	NBA	4
Boston Red Sox	MLB	3
Chicago Blackhawks	NHL	3
San Francisco Giants	MLB	3

HIGHEST WINNING PERCENTAGE IN MAJOR PROFESSIONAL SPORTS SINCE 1994 (Regular Season)

TEAM	LEAGUE	PCT
New England Patriots	NFL	.698
San Antonio Spurs	NBA	.690
Detroit Red Wings	NHL	.640
Pittsburgh Steelers	NFL	.639
Green Bay Packers	NFL	.634
Denver Broncos	NFL	.596

263 GAME SELLOUT STREAK

In the early 1990's, the Patriots seemed destined for relocation until Robert Kraft's purchase of the team rejuvenated local interest. In 1991, the season ticket base was just 17,635, barely enough to support the club. Now, the season tickets are capped and more than 50,000 fans are on a season ticket waiting list. The Patriots have sold out 263 consecutive home games, including playoff and preseason games (dating back to the 1994 season opener).

SINCE ROBERT KRAFT PURCHASED THE TEAM IN 1994

TOTAL VICTORIES SINCE 1994 (Regular Season)

New England Patriots	.268
Pittsburgh Steelers	.245
Green Bay Packers	.243
Denver Broncos	.229
Indianapolis Colts	.225

TOTAL VICTORIES SINCE 1994 (Incl. Postseason)

New England Patriots	.298
Pittsburgh Steelers	.265
Green Bay Packers	.263
Denver Broncos	.243
Indianapolis Colts	.239
Philadelphia Eagles	.227
Seattle Seahawks	.220

MOST HOME VICTORIES SINCE 1994 (Incl. Postseason)

New England Patriots	.169
Green Bay Packers	.155
Pittsburgh Steelers	.150
Denver Broncos	.143

WINNING PERCENTAGE SINCE 1994 (Incl. Postseason)

TEAM	W	L	T	PCT.
New England Patriots	298	130	0	.696
Pittsburgh Steelers	265	152	1	.635
Green Bay Packers	263	156	1	.627
Denver Broncos	243	164	0	.597
Indianapolis Colts	239	174	0	.579
Philadelphia Eagles	227	181	2	.556
Baltimore Ravens	205	169	1	.548

SUPER BOWL CHAMPIONSHIPS SINCE 1994

New England Patriots	5
Denver Broncos	3
Baltimore Ravens	2
Green Bay Packers	2
Pittsburgh Steelers	2
N.Y. Giants	2

CONFERENCE CHAMPIONSHIPS SINCE 1994

New England Patriots	9
Pittsburgh Steelers	4
Denver Broncos	4
Green Bay Packers	3
N.Y. Giants	3
Seattle Seahawks	3

DIVISION CHAMPIONSHIPS SINCE 1994

New England Patriots	17
Pittsburgh Steelers	13
Green Bay Packers	12
Indianapolis Colts	10

PLAYOFF VICTORIES SINCE 1994

New England Patriots	30
Pittsburgh Steelers	20
Green Bay Packers	20
Baltimore Ravens	15
Denver Broncos	14
Indianapolis Colts	14
Philadelphia Eagles	14
Seattle Seahawks	13

PLAYOFF GAMES PLAYED SINCE 1994

New England Patriots	44
Green Bay Packers	36
Pittsburgh Steelers	34
Indianapolis Colts	29
Philadelphia Eagles	26
Seattle Seahawks	24
Baltimore Ravens	23
Denver Broncos	23
San Francisco 49ers	21

PLAYOFF SEASONS SINCE 1994

New England Patriots	19
Green Bay Packers	18
Indianapolis Colts	16
Pittsburgh Steelers	16
Philadelphia Eagles	13
Denver, Minnesota and Seattle	12

PLAYOFF WINNING PERCENTAGE SINCE 1994

TEAM	W	L	PCT.
New England Patriots	30	14	.682
Baltimore Ravens	15	8	.652
Denver Broncos	14	9	.609
Pittsburgh Steelers	20	14	.588
N.Y. Giants	10	7	.588
San Francisco 49ers	12	9	.571
New Orleans Saints	8	6	.571



ROBERT KRAFT

Chairman & CEO

ESTABLISHING A WINNING TRADITION

Kraft's winning percentage with the Patriots (.696) since taking over the team in 1994 is the highest among all owners/ownership groups with at least 200 wins (regular and postseason) with one team. He is just one of five owners with at least 200 wins and a winning percentage over .600.

OWNER	TEAM	YEARS	WINNING PCT.
Robert Kraft	Patriots	1994-present	.696
Eddie DeBartolo, Jr.	49ers	1977-1999	.636
Clint Murchison, Jr.	Cowboys	1960-1983	.634
Joe Robbie	Dolphins	1966-1989	.609
Pat Bowlen	Denver	1984-present	.602

ALL-TIME POSTSEASON WINS BY AN OWNER

Robert Kraft has 30 career postseason wins, which are the third-most in NFL history.

WINS	OWNERSHIP	YEARS
36	The Rooney Family, Pittsburgh (1933-present)	85
34	Green Bay Packers (1919-present)	99
30	Robert Kraft, New England (1994-present)	24
24	The Mara Family, N.Y. Giants (1925-present)	93
22	Eddie DeBartolo, Jr., San Francisco (1977-1999)	23
21	Al Davis, Oakland/Los Angeles (1972-2011)	40
21	Pat Bowlen, Denver (1984-present)	34

MOST CONFERENCE CHAMPIONSHIPS

Robert Kraft claimed his ninth AFC title in 2017. His nine are more than any other owner in NFL history in the Super Bowl Era (since 1966).

MOST CONFERENCE CHAMPIONSHIPS BY AN OWNER IN SUPER BOWL ERA

Owner	Team(s)	Super Bowl Appearances
Robert Kraft	New England	9
Pat Bowlen	Denver	7
Jack Kent Cooke	Washington	5
Al Davis	Oakland/L.A. Raiders	5
Eddie DeBartolo	San Francisco	5
Clint Murchison	Dallas	5
Packers Stockholders	Green Bay	5
Joe Robbie	Miami	5

ROAD WARRIORS

Since the start of the 1994 season when Robert Kraft purchased the team, the Patriots have the best regular season road record in the NFL. New England finished with an 8-0 road record in 2016 for the second time in team history. The 2007 team also finished 8-0 on the road.

TEAM	RECORD	PCT.
New England	121-71	.630
Pittsburgh	108-84	.563
Green Bay	99-93	.516
Indianapolis	99-93	.516

A MODEL OF CONSISTENCY

Since Kraft took ownership of the team in 1994, the Patriots have had just three head coaches - Bill Parcells (1994-1996), Pete Carroll (1997-1999) and current head coach Bill Belichick (2000-present). The only team with fewer head coaches since 1994 is the Pittsburgh Steelers, who have had two: Bill Cowher (1992-2006) and Mike Tomlin (2007-present).

TEAM	HEAD COACHES SINCE 1994
Pittsburgh	2
New England	3
Baltimore Ravens*	3
NFL average	6.4
* Since 1996	

AFC EAST TEAM	HEAD COACHES SINCE 1994
New England	3
N.Y. Jets	8
Buffalo	10
Miami	11

MILESTONE WIN FOR KRAFT

The victory over the New York Jets (12/21/14) was the 250th win under Robert Kraft. His 250 wins in his first 368 total games tied Chicago's George Halas for the fastest an owner has reached 250 victories.

CONTINUITY BREEDS SUCCESS

New England is the first team in NFL history to win five Super Bowls with the same owner (Robert Kraft), head coach (Bill Belichick) and quarterback (Tom Brady).

KRAFT SURPASSES ALL OTHER OWNERS

The Patriots have 298 wins overall under Robert Kraft. He has produced more victories than every other Patriots owner combined. Under Kraft, the Patriots are 298-130 overall since he purchased the team in 1994. Kraft's predecessors in the owner's office went 225-276-9 in the 34 years prior to his purchase of the team.

STRONG SECOND HALF

Since Robert Kraft purchased the franchise in 1994, the New England Patriots own the NFL's best record in the second half of the season. The Patriots are the only team with a winning percentage over .700 over that span.

MOST WINS IN THE SECOND HALF SINCE 1994 (REGULAR SEASON ONLY)


Team	G	W	L	T	Pct.
New England	192	141	51	0	.734
Green Bay	192	126	65	1	.659
Pittsburgh	192	125	66	1	.654
Indianapolis	192	115	77	0	.599
Denver	192	110	82	0	.573
Seattle	192	109	83	0	.568



PATRIOTS


2017 Honors & Awards

SIX PATRIOTS SELECTED TO PRO BOWL; SEVEN PLAYER OF THE WEEK AWARDS & ONE PLAYER OF THE MONTH AWARD; THREE NAMED ALL-PROS




Tom Brady
13th Pro Bowl

Tom Brady has been named to the Pro Bowl for a franchise record 13th time in his 18-year career and this is his ninth consecutive selection to the all-star game. Brady has passed G John Hannah (1978-85) for most consecutive Pro Bowl selections in franchise history. With his 13th Pro Bowl selection, Brady joins Tony Gonzalez (14), Peyton Manning (14), Bruce Matthews (14), Merlin Olsen (14), Ray Lewis (13), Jerry Rice (13) and Reggie White (13) as the only NFL players with at least 13 Pro Bowl berths. Brady also won AFC Player of the Month for November and AFC Player of the Week for his efforts in Weeks 2, 3 and 10.



James Develin
1st Pro Bowl

James Develin has earned his first career Pro Bowl invitation and is the first Patriots fullback to earn a Pro Bowl nod since Sam Cunningham in 1978. An Ivy League defensive lineman standout at Brown, Develin changed positions to fullback and had stints in the Arena Football League and the United Football League before breaking into the NFL with Cincinnati's practice squad in 2010. He was released by Cincinnati at the end of training camp in 2012 and joined the New England practice squad shortly after and was added to the 53-man roster late in the 2012 season. Though he is utilized mainly on offense as a lead blocker, Develin also plays a role as a core member of the Patriots special teams units.



Rob Gronkowski
5th Pro Bowl

Rob Gronkowski is headed to his fifth career Pro Bowl. The eight-year veteran tight end also earned a Pro Bowl invitation following the 2011, 12, 14 and 15 seasons. This season, Gronkowski joined Tony Gonzalez and Jason Witten as the only tight ends in NFL history with four 1,000-yard seasons. He also moved into the top 10 all-time for receiving yards by a tight end.



Devin McCourty
4th Pro Bowl


Devin McCourty earned his fourth career Pro Bowl invitation overall, and his second consecutive. The safety completed his eighth season, all with the Patriots. McCourty was also named a Pro Bowler following his rookie season in 2010, 2014 and in 2016. He was elected team captain for the seventh straight season and led the team with a career-high tying 94 tackles. McCourty also tallied one sack, an interception, five passes defended, one fumble recovery and three special teams tackles.



PATRIOTS


2017 Honors & Awards

SIX PATRIOTS SELECTED TO PRO BOWL; SEVEN PLAYER OF THE WEEK AWARDS & ONE PLAYER OF THE MONTH AWARD; THREE NAMED ALL-PROS



Matthew Slater
7th Pro Bowl

Matthew Slater earned his seventh consecutive Pro Bowl selection as a special teams player. Slater's seventh Pro Bowl nod as a special teams player matches Steve Tasker (1987, 90-95) for most special teams Pro Bowl honors in NFL history. The former fifth-round draft pick out of UCLA earned a roster position with the Patriots as a rookie in 2008 with his contributions on special teams. Entering the 2011 season, teammates elected him as their special teams captain. That year, he was also selected to his first Pro Bowl. Since then, he has earned special teams captain honors to start each season and been voted to the Pro Bowl at season's end. He has led the Patriots in special teams tackles for five of his nine seasons.



Nate Solder
1st Pro Bowl

Nate Solder was selected to his first career Pro Bowl. Solder started all 16 regular season games at left tackle, protecting QB Tom Brady's blind side. He played in 97.7% of the offense's snaps over the course of the season, a total that was third highest on the team. Solder joined the Patriots as a first round draft choice (17th overall) in 2011 out of Colorado and has played in 98 regular season games with 95 starts over his seven year career.

INDIVIDUAL AWARDS

The Patriots earned seven AFC Player of the Week Awards and one Player of the Month Award in 2017. Additionally, Tom Brady and Rob Gronkowski earned Associated Press All-Pro First Team honors while Matthew Slater was named to the AP All-Pro Second Team for his special teams efforts.

QB TOM BRADY

- ★ Associated Press Most Valuable Player
- ★ Associated Press All-Pro First Team
- ★ PFWA Most Valuable Player & All-NFL Team
- ★ *Sports Illustrated* Most Valuable Player
- ★ *Sporting News* All-Pro
- ★ AFC Offensive Player of the Week (Week 2)
- ★ AFC Offensive Player of the Week (Week 3)
- ★ AFC Offensive Player of the Week (Week 10)
- ★ AFC Offensive Player of the Month (November)

K STEPHEN GOSTKOWSKI

- ★ AFC Special Teams Player of the Week (Week 11)

TE ROB GRONKOWSKI

- ★ Associated Press All-Pro First Team
- ★ PFWA All-NFL Team
- ★ AFC Offensive Player of the Week (Week 15)

RB DION LEWIS

- ★ AFC Special Teams Player of the Week (Week 10)
- ★ AFC Offensive Player of the Week (Week 16)

WR MATTHEW SLATER

- ★ Associated Press All-Pro Second Team (Special Teams)
- ★ PFWA All-AFC Team (Special Teams)

PATRIOTS 2017 CAPTAINS

The Patriots 2017 team captains were elected by their teammates.

OFFENSE

- ★ C David Andrews , QB Tom Brady and TE Rob Gronkowski

DEFENSE

- ★ DB Duron Harmon, LB Dont'a Hightower and DB Devin McCourty

SPECIAL TEAMS

- ★ Matthew Slater

Brady was chosen as a captain for the 16th straight season. McCourty and Slater were captains for the seventh time, while Gronkowski and Hightower were named captains for the second time. Andrews and Harmon were elected captains for the first time.



SEASON RANKINGS

2017 Team & Individual

TEAM OFFENSE

CATEGORY	STAT	LEAGUE/YEAR	RANK
Points	458	NFL in 2017	2nd
Points	458	Team History	7th
First Downs	389	NFL in 2017	1st
First Downs	389	Team History	4th
3rd Down Percentage	40.6	NFL in 2017	10th
Touchdowns	49	NFL in 2017	4th
Total Yards	6,508	NFL in 2017	1st
Total Yards	6,508	Team History	4th
Passing First Downs	232	NFL in 2017	2nd
Passing First Downs	232	Team History	5th
Rushing First Downs	107	NFL in 2017	6th
Passing Yards	4,619	NFL in 2017	1st
Passing Yards	4,619	Team History	5th
Passer Rating	102.6	NFL in 2017	2nd
Passer Rating	102.6	Team History	5th
Pass Yards Per Completion	11.87	NFL in 2017	8th
Touchdown Passes	32	NFL in 2017	3rd
Touchdown Passes	32	Team History	T-7th
Completion Percentage	66.3	NFL in 2017	4th
Completion Percentage	66.3	Team History	3rd
25+ Yard Completions	41	NFL in 2017	1st
25+ Yard Completions	41	Team History	2nd
Interception Percentage	1.4	NFL in 2017	2nd
Interception Percentage	1.4	Team History	4th
Turnovers	12	NFL in 2017	2nd
Turnovers	12	Team History	3rd
Red Zone Scoring Pct.	94.3	NFL in 2017	2nd
Points Per Game	28.6	NFL in 2017	2nd
Points Per Game	28.6	Team History	8th

TEAM DEFENSE

CATEGORY	STAT	LEAGUE/YEAR	RANK
Rushing TDs Allowed	6	NFL in 2017	2nd
Rushing TDs Allowed	6	Team History	T-2nd
Points Per Game	18.5	NFL in 2017	5th

RYAN ALLEN

CATEGORY	STAT	LEAGUE/YEAR	RANK
Avg. Return Yards Against	4.6	NFL in 2017	4th
Avg. Return Yards Against	4.6	Team History	1st*
Punt Return Yards Against	105	NFL in 2017	3rd
Punt Return Yards Against	105	Team History	2nd*

*since 1970

TOM BRADY

CATEGORY	STAT	LEAGUE/YEAR	RANK
Passer Rating	102.8	NFL in 2017	3rd
Passer Rating	102.8	Team History	5th
Passing Yards	4,577	NFL in 2017	1st
Passing Yards	4,577	Team History	5th
Passing Yards Per Game	286.1	NFL in 2017	1st
Passing Yards Per Game	286.1	Team History	6th
Passing Touchdowns	32	NFL in 2017	3rd
Passing Touchdowns	32	Team History	7th
Completion Percentage	66.3	NFL in 2017	5th
Completion Percentage	66.3	Team History	3rd
25+ Yard Completions	40	NFL in 2017	1st
25+ Yard Completions	40	Team History	T-1st
Passing Yards Per Attempt	7.88	NFL in 2017	5th
Passing Yards Per Attempt	7.88	Team History	7th
Passing Yards Per Completion	11.9	NFL in 2017	8th
Interception Percentage	1.4	NFL in 2017	3rd
Interception Percentage	1.4	Team History	5th
TD/Int. Ratio	4.00	NFL in 2017	T-3rd
TD/Int. Ratio	4.00	Team History	6th

BRANDIN COOKS

CATEGORY	STAT	LEAGUE/YEAR	RANK
Yards Per Catch	16.6	NFL in 2017	7th
25+ Yard Receptions	15	NFL in 2017	T-3rd
25+ Yard Receptions	15	Team History	2nd

STEPHEN GOSTKOWSKI

CATEGORY	STAT	LEAGUE/YEAR	RANK
Field Goals Made	37	NFL in 2017	4th
Field Goals Made	37	Team History	2nd
Kicking Points	156	NFL in 2017	2nd
Kicking Points	156	Team History	T-2nd
Extra Points Made	45	NFL in 2017	2nd
Avg. Return Yards Against	18.9	NFL in 2017	4th
Avg. Return Yards Against	18.9	Team History	3rd
Field Goal Long	62	NFL in 2017	1st
Field Goal Long	62	Team History	1st

ROB GRONKOWSKI

CATEGORY	STAT	LEAGUE/YEAR	RANK
Receptions	69	Tight Ends in 2017	5th
Receptions	69	Team History	8th
Receiving Yards	1,084	Tight Ends in 2017	1st
Receiving Yards	1,084	TE/Team History	5th
Receiving Yards	1,084	NFL in 2017	10th
Yards Per Catch	15.7	Tight Ends in 2017	1st
Yards Per Catch	15.7	TE/Team History	5th
Receiving Touchdowns	8	Tight Ends in 2017	T-2nd
Receiving Touchdowns	8	TE/Team History	T-7th
Receiving Touchdowns	8	NFL in 2017	T-8th
Receiving Yards Per Game	77.4	Tight Ends in 2017	1st
Receiving Yards Per Game	77.4	TE/Team History	3rd
25+ Yard Receptions	11	Tight Ends in 2017	1st
25+ Yard Receptions	11	TE/Team History	T-2nd
Yards After Catch	363	Tight Ends in 2017	2nd
Yards After Catch	363	TE/Team History	7th
Receptions Per Game	4.9	Tight Ends in 2017	4th
Receptions Per Game	4.9	TE/Team History	7th
Receiving First Downs	57	Tight Ends in 2017	1st
Receiving First Downs	57	TE/Team History	4th

DION LEWIS

CATEGORY	STAT	LEAGUE/YEAR	RANK
Yards Per Rush	4.98	NFL in 2017	3rd
Yards Per Rush	4.98	Team History	5th
Kickoff Return Average	24.8	NFL in 2017	4th
Kickoff Return Yards	570	NFL in 2017	10th
Kickoff Return Long	103t	NFL in 2017	T-1st
Kickoff Return Long	103t	Team History	T-3rd

JAMES WHITE

CATEGORY	STAT	LEAGUE/YEAR	RANK
Receptions	56	Running Backs in 2017	10th
Receptions	56	RB/Team History	5th
Receptions Per Game	4.0	Running Backs in 2017	6th
Receptions Per Game	4.0	RB/Team History	3rd
Receiving Yards Per Game	30.6	Running Backs in 2017	7th
Receiving Yards Per Game	30.6	RB/Team History	8th
Receiving First Downs	25	Running Backs in 2017	6th
Receiving First Downs	25	RB/Team History	T-2nd
Receiving First Down Percentage	44.6	Running Backs in 2017	7th
Receiving First Down Percentage	44.6	RB/Team History	7th
25+ Yard Receptions	3	Running Backs in 2017	T-7th



PATRIOTS

Team Notes

DECADE-PLUS OF DOMINANCE

The Patriots record of 222-68 (.766) since the 2002 season is the best in the NFL. Only four NFL teams have posted a winning percentage of .600 or better. The Patriots are the only team over .700.

BEST RECORDS SINCE 2002 (including postseason)

Team	W	L	T	Pct.
New England	222	68	0	.766
Pittsburgh	180	98	1	.647
Indianapolis	176	103	0	.631
Green Bay	168	109	1	.606
Philadelphia	160	113	1	.586
Seattle	159	119	1	.572
Denver	157	113	0	.581
Baltimore	154	119	0	.564
New Orleans	147	121	0	.549

DIVISIONAL DOMINANCE

The New England Patriots own a 81-23 (.779) record in regular season AFC East games since the beginning of the 2001 season, compiling the best intra-division record of any team in the NFL.

NFL'S TOP DIVISIONAL RECORDS SINCE 2001

Team	W	L	T	Pct.
New England	81	23	0	.779
Pittsburgh	75	31	0	.708
Indianapolis	72	32	0	.692
Green Bay	71	32	1	.688

AFC EAST DIVISIONAL RECORDS SINCE 2001

Team	W	L	T	Pct.	Div. Titles	Years
New England	81	23	0	.779	15	2001, 03-07, 09-17
N.Y. Jets	47	57	0	.452	1	2002
Miami	43	61	0	.413	1	2008
Buffalo	38	66	0	.365	0	-

The New England Patriots have won 14 division titles and have 14 playoff berths since realignment in 2002, most in the NFL.

MOST DIVISION TITLES SINCE 2002 REALIGNMENT

Team	Division Titles	Playoff Berths
New England	14	14
Green Bay	9	12
Indianapolis	9	12
Pittsburgh	8	11
Seattle	8	11
Philadelphia	7	9

NINE STRAIGHT DIVISION TITLES

The Patriots have won nine straight AFC East titles, the longest streak in NFL history. The Patriots have won 15 of the last 17 AFC East division crowns.

MOST CONSECUTIVE DIVISION TITLES

Team	Division	Titles	Years
New England Patriots	AFC East	9	2009-17
Los Angeles Rams	NFC West	7	1973-79
Pittsburgh Steelers	AFC Central	6	1974-79
Minnesota Vikings	NFC Central	6	1973-78
Dallas Cowboys	NFL Capitol/NFC East	6	1966-71
Cleveland Browns	American/Eastern Conf.	6	1950-55
New England Patriots	AFC East	5	2003-07
Denver Broncos	AFC West	5	2011-15
Indianapolis Colts	AFC South	5	2003-07
Dallas Cowboys	NFC East	5	1992-96
San Francisco 49ers	NFC West	5	1986-90
Chicago Bears	NFC Central	5	1984-88
Oakland Raiders	AFC West	5	1972-76

ROAD WARRIORS II

The Patriots road win streak ended at 14 games with a loss at Miami on Dec. 11, 2017. The 14-game road streak is a team record, breaking the old mark of 12 straight road wins from Dec. 24, 2006 through Oct. 5, 2008. The 14-game streak is second in NFL history to the 18 road game win streak by the San Francisco 49ers (1988-90).

WINNING THE CLOSE ONES

Since 2001, the New England Patriots own the NFL's best record (including postseason) in games decided by three points or fewer. The Patriots are the only team with a winning percentage above .700 in those games. New England is 7-2 in those close games in the playoffs. The only defeats are a 17-14 loss to the N.Y. Giants in Super Bowl XLII and a 20-18 loss in the 2015 AFC Championship game at Denver.

BEST RECORD IN GAMES DECIDED BY 3 POINTS OR FEWER (SINCE 2001; Playoffs Included)

Team	W	L	T	Win Pct
New England Patriots	41	17	0	.702
Indianapolis Colts	42	23	0	.646
Atlanta Falcons	38	30	1	.558
Denver Broncos	37	26	0	.587
Seattle Seahawks	37	29	1	.560
Chicago Bears	31	26	0	.544

1ST AFL TEAM TO REACH 500

The Patriots have the most overall wins among the original eight AFL teams. They are the first original AFL team to reach 500 victories.

OVERALL VICTORY TOTAL OF ORIGINAL AFL TEAMS (REGULAR AND POSTSEASON)

TEAM	W	L	T
New England Patriots	523	406	9
Denver Broncos	493	423	10
Oakland Raiders	487	430	11
Kansas City Chiefs	466	433	12
Los Angeles Chargers	446	455	11
Tennessee Titans	437	476	6
Buffalo Bills	423	483	8
N.Y. Jets	409	492	8

BETTER THAN AVERAGE

The Patriots win against Oakland on Nov. 19, 2017 gave the team an 8-2 record and guaranteed a finish of .500 or better for the 17th consecutive year. At the conclusion of the 2017 season, the Patriots will be the only NFL team to finish with a record of .500 or better in each of the last 17 years (2001-2017). Each of the other 31 NFL teams has had at least one losing season since 2001. The Patriots are now tied with the Cleveland Browns (1957-73) for the second-longest streak at .500 or better, behind the Dallas Cowboys (1965-85) streak of 21 straight years.

TEAMS WITH THE MOST CONSECUTIVE SEASONS WITH A .500 OR BETTER RECORD

Team	Seasons	Consecutive Seasons at .500 or better
Dallas	1965-85	21
New England	2001-present	17
Cleveland	1957-73	17



PATRIOTS

Team Notes

13-WIN SEASONS

The Patriots finished the 2017 season with a 13-3 record. The Patriots have now won 13 games in a season seven times, the second most in NFL history.

PATRIOTS 13-WIN SEASONS

Year	Record
2003	14-2
2004	14-2
2007	16-0
2010	14-2
2011	13-3
2016	14-2
2017	13-3

MOST SEASONS WITH 13 OR MORE WINS

Team	13 or more win seasons
San Francisco	9
New England	7
Denver	6
Chicago	5
Green Bay	5
Indianapolis	5

STELLAR INTER-CONFERENCE RECORD

The New England Patriots own a 51-13 (.797) record vs. NFC teams since realignment in 2002, the best inter-conference record in the NFL during that time.

NFL'S BEST INTER-CONFERENCE RECORD SINCE 2002

Team	W	L	T	Pct.
New England	51	13	0	.797
Pittsburgh	43	20	1	.680
Indianapolis	40	24	0	.625
Denver	38	26	0	.594
Baltimore	37	27	0	.578
Philadelphia	37	26	1	.586
Cincinnati	36	25	3	.586
Tennessee	36	28	0	.563
Dallas	36	28	0	.563
Atlanta	35	28	1	.555
Green Bay	35	29	0	.547

BOUNCE BACK PATS

Since the beginning of 2003, the Patriots are 45-6 (.882) in regular season games following a loss. They have dropped back-to-back regular season games in 2006, 2009, 2011, 2012 and 2015 (twice). As a starter in his career, Tom Brady is 45-10 in games following a loss.

2018 OPPONENTS DETERMINED

The Patriots 2018 opponents have been determined. In addition to playing each of the other AFC East opponents twice, the Patriots will play one game against each of the AFC South and NFC North teams. As the first-place team in the AFC East, the Patriots will play the first-place team of the AFC West (Kansas City) and AFC North (Pittsburgh).

Home: Buffalo, Miami, NY Jets, Green Bay, Houston, Indianapolis, Kansas City, Minnesota

Away: Buffalo, Miami, NY Jets, Chicago, Detroit, Jacksonville, Pittsburgh, Tennessee

UNDEFEATED MONTHS

The Patriots have 24 undefeated months since 2000 after finishing the month of November with a 3-0 record. It is the most undefeated months since 2000. Indianapolis is second with 15 undefeated months during that time.

PATRIOTS UNDEFEATED MONTHS SINCE THE 2000 SEASON (NOT INCLUDING JANUARY)

2001 – December
 2003 – October, November, December
 2004 – September, November
 2005 – December
 2006 – October
 2007 – September, October, November, December
 2008 – December
 2010 – October, December
 2011 – December
 2012 – November
 2013 – September
 2014 – October
 2015 – September, October
 2016 – September, December
2017 – November

SUCCESS WITH BALL SECURITY

The 2017 Patriots had just 12 turnovers (eight interceptions and four fumbles), the second fewest turnovers in the NFL in 2017 to Kansas City, who had 11 and the third fewest in New England history.

FEWEST GIVEAWAYS IN 16-GAME SEASON

2011	San Francisco	10
2010	New England	10
2016	New England	11
2016	Atlanta	11
2017	Kansas City	11
2017	New England	12
2016	Buffalo	12
2014	Green Bay	13
2014	New England	13
2008	Miami	13
2008	New York Giants	13

PROTECTING THE BALL

Since 2008, the Patriots lead the NFL with 67 regular season games without turning the ball over. The Patriots are 60-7 in those games.

ZERO TURNOVER GAMES (SINCE 2008)

Rk	Team	Zero-Turnover Games
1.	New England	67
2.	Green Bay	57
3.	Kansas City	54
4.	San Francisco	48
5.	Seattle	46
6t.	Baltimore	45
6t.	Indianapolis	45
8.	Buffalo	43
9.	Carolina	42

DEFENSE

DEFENSE DOMINATES AGAIN

The 2017 Patriots finished fifth in the NFL by allowing 18.5 points per game. It is the 12th time since 2001 that the Patriots have finished a season allowing 20 points or fewer per game, the most in the NFL during that time. The Patriots had a streak of eight straight games in 2017 when they held their opponent to 20 points or less.

SEASONS ALLOWING 20 POINTS PER GAME OR FEWER SINCE 2001

Team	Seasons	Years
New England	12	2001, 2003-04, 2006-10, 2014-17
Baltimore	11	2001, 2003-06, 2008-11, 2014, 2017
Pittsburgh	11	2001, 2004-08, 2010-12, 2015, 2017
Miami	8	2001-03, 2005-06, 2008, 2011-12
Seattle	8	2005, 2007, 2011-16



PATRIOTS

Team Notes

DEFENSE DENIES I

The Patriots defense held its opponents to 20 points or less in 11 games in 2017, tied for the most under Bill Belichick. The Patriots held their opponents under 20 points 11 times in 2001 and 2006 and 2016. The 2017 Patriots had a streak of eight straight games keeping their opponents under 20 points.

DEFENSE DENIES II

The Patriots were second in the NFL by allowing just six rushing touchdowns in 2017. Tennessee allowed just five. It is the second season in a row that the Patriots allowed just six rushing touchdowns, which is the second fewest in franchise history.

Fewest Rushing Touchdowns Allowed by the Patriots in a Season

5 - 1991

6 - 2017, 2016, 2014, 2009 and 1999

7 - 2007, 2001, 1966

8 - 2015, 2008, 1998, 1977

SEASON HIGH IN SACKS

The Patriots defense recorded a season-high seven sacks in the win vs. Miami on Nov. 26, 2017, including two sacks each by Trey Flowers and Elandon Roberts. It was the most sacks since the Patriots had eight sacks on Sept. 20, 2015, at Buffalo.

RED ZONE TAKEAWAYS

The Patriots defense led the NFL in 2017 with six takeaways in the red zone. Baltimore was second with five takeaways in the red zone.

PATRIOTS DEFENSIVE TAKEAWAYS IN THE RED ZONE

1. DL Trey Flowers forced a fumble that was recovered by LB Elandon Roberts vs. Carolina (10/1) when the Panthers reached the New England 13-yard line.
2. CB Malcom Butler forced a fumble at the 1-yard line that resulted in a touchback at the New York Jets (10/15).
3. LB Marquis Flowers forced a fumble that was recovered by DB Patrick Chung at Oakland (11/19) after the Raiders reached the New England 15-yard line.
4. CB Stephon Gilmore intercepted a pass in the end zone vs. Miami (11/26) after the Dolphins reached the New England 15-yard line.
5. LB Eric Lee intercepted a pass at the 1-yard line at Buffalo (12/3) after the Bills reached the New England 6-yard line.
6. DB Duron Harmon intercepted a pass in the end zone at Pittsburgh (12/17) with five seconds to play after the Steelers reached the New England 7-yard line.

Additionally, DB Duron Harmon intercepted a pass in the end zone vs. Houston (9/24) on a pass from Houston 46-yard line, and DB Jonathan Jones intercepted a pass vs. the LA Chargers at the New England 1-yard line on a pass from the 23-yard line.

BLOCK PARTY I

The Patriots blocked kicks in three straight weeks in 2017. DL Cassius Marsh blocked a field goal vs. Atlanta (10/22) followed by DL Lawrence Guy blocking a field goal vs. LA Chargers (10/29). Then RB Rex Burkhead blocked a punt at Denver (11/12). It tied for the best stretch of blocked kicks for the Patriots under Bill Belichick. In 2014, they had three straight games with a block. RB Brandon Bolden blocked a punt at San Diego (12/7). LB Jamie Collins blocked a field goal vs. Miami (12/14) and DL Vince Wilfork blocked a field goal at the NY Jets (12/21).

BLOCK PARTY II

The Patriots' record for most kicks blocked in a season sits at six in 1975 (2 extra points, 3 field goals and 1 punt), while they have tallied five in a season on two occasions (2014 and 1973) and four in a season four times (1974, 1977, 1986, 2002).

FOURTH IN BLOCKED KICKS SINCE 2014

MOST BLOCKED KICKS SINCE 2014

Philadelphia Eagles	15
Miami Dolphins	13
Baltimore Ravens	13
New England Patriots	12 (8 FGs, 2 XPs and 2 punt)
Los Angeles Rams	10

FIRST FAKE PUNT SINCE 2004

Nate Ebner took a direct snap on a fake punt play vs. Miami (11/26) that resulted in a first down. It is the first fake punt attempt for the Patriots since the team ran a fake punt vs. Cincinnati on Dec. 12, 2004, when Larry Izzo was stopped for no gain.

MOST FORCED SAFETIES SINCE 2015

MOST SAFETIES SCORED SINCE 2015

New England Patriots	6
Arizona Cardinals	4
Detroit Lions	4
Indianapolis Colts	3
Seattle Seahawks	3
Los Angeles Rams	3

SAFETY DANCE

DB Brandon King tackled Chargers PR Travis Benjamin in the end zone on a punt return for a safety vs. LA Chargers on Oct. 29, 2017. The Patriots recorded the NFL's first safety on a punt since the New Orleans Saints recorded a safety on a punt at Tennessee on Sept. 21, 2003.

It was the Patriots first special teams safety since Dec. 9, 1979, when the Jets fumbled a snap on a punt out of the end zone. It marked the second time in team history that they recorded a safety on a punt return. On Oct. 31, 1965, at the San Diego Chargers. DB Jay Cunningham tackled a Chargers player in the end zone during a punt return.

DEFENSE NETS THIRD SAFETY

The Patriots set a new franchise mark with three safeties in 2016. The defense registered safeties in back-to-back games - at Cleveland (10/9) when QB Cody Kessler fumbled out of the end zone and when LB Dont'a Hightower registered one in the win vs. Cincinnati (10/16) when he sacked QB Andy Dalton in the end zone. DL Malcom Brown then registered the third safety when he dropped Baltimore RB Kenneth Dixon in the end zone on Dec. 12, 2016. The Patriots had two safeties in a season six previous times (1963, 1965, 1967, 1969, 1978 and 1985). The NFL record for most safeties in a season is four by many teams.



PATRIOTS

Team Notes

OFFENSE

TAKING CARE OF BALL PAYS OFF

Since 2002, the Patriots are an NFL-best 122-18 when throwing no interceptions.

TEAM	GAMES WITH 0 INTS	W-L-T	WIN PCT.
New England	140	122-18-0	.871
Kansas City	126	82-44-0	.651
Green Bay	115	96-18-1	.839
Jacksonville	114	70-44-0	.614
Seattle	114	83-30-1	.732
San Francisco	113	75-37-1	.668
Minnesota	112	75-36-1	.674
Indianapolis	112	90-22-0	.804
Philadelphia	111	81-30-0	.730
Atlanta	108	79-28-1	.736
New Orleans	107	83-24-0	.776

RECORD FOR 400-POINT SEASONS

The Patriots extended their NFL record to 11 straight seasons with at least 400 total points (2007-17) after finishing the 2017 season with 458 total points. The 458 points were second in the NFL to the 478 by the Los Angeles Rams.

SEASON HIGH IN RUSH YARDS

The Patriots rushed for a season high 196 yards vs. Miami (11/26), the highest output since the team had 246 yards rushing at Indianapolis on Nov. 16, 2014.

RUSH GAME ATTACKS AGAIN

The Patriots rushed for 196 yards vs. Miami (11/26) followed by a 191-yard rushing performance at Buffalo (12/3). It is the highest two-game effort since the 2012 season when the Patriots tallied 247 rushing yards at Buffalo (9/30/12) followed by 251 yards vs. Denver (10/07/12).

OPENING 2ND HALF STRONG

The Patriots had an NFL-best 57 points on the first drive of the second half, the most in the NFL, while the N.Y. Giants were last with 10 points on their first possession of the second half.

RUSH TO VICTORY

Since 2000, New England is 47-1 in the regular season when a Patriot eclipses 100 yards rushing. The only loss during the Bill Belichick era came at Miami on Dec. 20, 2004, when Corey Dillon rushed for 121 yards on 26 carries and the Patriots lost to the Dolphins, 29-28. Since then, New England is 34-0 with a 100-yard rusher. In 2017, RB Dion Lewis rushed for 112 yards on 15 carries in a Patriots 35-17 win over Miami (11/26/17) and 129 on 24 carries vs. Buffalo (12/24/17).

30 CATCHES, 30 CARRIES

The 2017 New England Patriots became the first team to have three running backs with 30 receptions and 30 carries since 1989 when the Atlanta Falcons and the New York Jets had three such players. RB Dion Lewis had 180 carries and 32 receptions, RB James White had 43 rushes and 56 receptions and RB Rex Burkhead had 64 rushes and 30 receptions.

FINAL MINUTE SCORING

The Patriots scored in the final minute of the first half for the 11th times in 2017.

FINAL MINUTE SCORING

13-yard TD pass with 13 seconds to play at New Orleans (9/17/17)
 58-yard field goal with no time remaining vs. Carolina (10/1/17)
 23-yard field goal with 40 seconds to play at Tampa Bay (10/5/17)
 2-yard TD pass with 9 seconds to play at NY Jets (10/15/17)
 2-yard TD pass with 21 seconds to play vs. Atlanta (10/22/17)
 36-yard field goal with 24 seconds to play vs. L.A. Chargers (10/29/17)
 11-yard TD pass with 25 seconds to play at Denver (11/12/17)
 62-yard field goal with no time remaining at Oakland (11/19/17)
 39-yard field goal with 15 seconds to play at Buffalo (12/03/17)
 46-yard field goal with two seconds to play at Miami (12/11/17)
 5-yard TD pass with 20 seconds to play vs. NY Jets (12/31/17)

PATS SET NEW NFL PICK RECORD

The Patriots set an NFL record by throwing just two interceptions in 2016. The previous NFL record for fewest interceptions thrown in a season by an NFL team since the 1970 merger was five. The 2016 Patriots had just two interceptions in 550 pass attempts.

FEWEST INTERCEPTIONS IN A SEASON

Year	Team	Int.	Pass Attempts
2016	New England	2	550
2010	New England	5	507
2011	San Francisco	5	451
1990	Kansas City	5	449
1990	NY Giants	5	398
1966	Green Bay	5	318
1960	Cleveland	5	264

THREE 1,000-YARD PLAYERS

The Patriots had three players with 1,000-plus yards in scrimmage yards in the same season for the first time in franchise history in 2017 with WR Brandin Cooks (1,122), TE Rob Gronkowski (1,084) and RB Dion Lewis (1,110).

TWO 1,000-YARD RECEIVERS

Rob Gronkowski (1,084) and Brandin Cooks (1,082) both reached 1,000 yards in 2017. It is the sixth time that the Patriots have had two players reach 1,000 yards in a season. Kansas City and Detroit are the only other teams in 2017 with two 1,000-yard receivers.

2017 - Brandin Cooks (1,082) and Rob Gronkowski (1,084)

2011 - Wes Welker (1,569) and Rob Gronkowski (1,327)
 2009 - Wes Welker (1,348) and Randy Moss (1,264)
 2008 - Wes Welker (1,165) and Randy Moss (1,008)
 2007 - Wes Welker (1,175) and Randy Moss (1,493)
 1979 - Harold Jackson (1,013) and Stanley Morgan (1,002)

TWO SCORE 2 RECEIVING TDS

The Patriots had two players finish with two receiving touchdowns with WR Chris Hogan and WR Brandin Cooks each scoring on two passes in the win vs. Houston (9/24/17). It is the first time the Patriots have had two players finish with two touchdowns since Oct. 28, 2012, when TE Rob Gronkowski and WR Wes Welker each had two touchdown receptions.

GAMES UNDER TOM BRADY WHERE THE PATRIOTS HAD TWO PLAYERS WITH AT LEAST TWO TOUCHDOWN RECEPTIONS

GAME	PLAYERS WITH AT LEAST TWO TOUCHDOWN RECEPTIONS
Sept. 24, 2017 vs. Houston	Brandin Cooks (2) and Chris Hogan (2)
Oct. 28, 2012 at St. Louis	Rob Gronkowski (2) and Brandon Lloyd (2)
Sept. 25, 2011 at Buffalo	Rob Gronkowski (2) and Wes Welker (2)
Nov. 25, 2010 at Detroit	Deion Branch (2) and Wes Welker (2)
Oct. 18, 2009 vs. Tennessee	Randy Moss (3) and Wes Welker (2)
Oct. 21, 2007 at Miami	Randy Moss (2) and Wes Welker (2)



PATRIOTS

Sustaining Success

PATRIOTS ARE MOST FREQUENT SUPER BOWL TEAM OVER LAST 33 YEARS

The Patriots have won nine conference championships since the 1984 season and have more conference titles than any other team over the last 33 years [since 1984]. Additionally, the Patriots' eight conference titles over the last 28 years are three more than the next closest team and New England's seven conference titles over the last 18 years are more than any other team.

Most Super Bowl Wins in Last 13 Seasons (2004-2017)

New England	3
Pittsburgh	2
N.Y. Giants	2
7 Other Teams	1

Most Super Bowl Wins in Last 23 Seasons (1994-2017)

New England	5
Denver	3
Pittsburgh	2
Green Bay	2
N.Y. Giants	2
Baltimore	2
7 Other Teams	1

Most Super Bowl Wins in Last 33 Seasons (1984-2017)

New England	5
N.Y. Giants	4
San Francisco	4
Dallas	3
Denver	3
4 Other Teams	2
7 Other Teams	1

Most Conference Championships in Last 11 Seasons (2007-2017)

New England	5
Denver	2
Pittsburgh	2
N.Y. Giants	2
Seattle	2
7 Other Teams	1

Most Conference Championships in Last 14 Seasons (2004-2017)

New England	6
Pittsburgh	3
Seattle	3
Denver	2
Indianapolis	2
N.Y. Giants	2
Philadelphia	2

Most Conference Championships in Last 19 Seasons (1999-2017)

New England	8
Pittsburgh	3
N.Y. Giants	3
Seattle	3
5 other teams	2

Most Conference Championships in Last 24 Seasons (1994-2017)

New England	9
Pittsburgh	4
Denver	4
Green Bay	3
N.Y. Giants	3
Seattle	3
6 Other Teams	2

Most Conference Championships in Last 29 Seasons (1989-2017)

New England	9
Denver	5
Buffalo	4
N.Y. Giants	4
Pittsburgh	4
3 Other Teams	3

Most Conference Championships in Last 34 Seasons (1984-2017)

New England	10
Denver	7
N.Y. Giants	5
San Francisco	5
Buffalo	4
Pittsburgh	4
3 Other Teams	3

WHAT HAVE YOU DONE FOR ME LATELY?

Since the 2011 season, the Patriots have maintained their spot atop the NFL in terms of regular season winning percentage and regular season points scored. Since the beginning of the 2011, 2012 and 2013 season, the Patriots have the NFL's highest winning percentage and scored the most points in the NFL.

HIGHEST WINNING PERCENTAGE SINCE 2011

TEAM	W	L	T	PCT.	PF	PA
New England	88	24	0	.786	3346	2376
Green Bay	73	38	1	.656	3016	2566
Pittsburgh	73	39	0	.652	2704	2233
Seattle	72	39	1	.647	2687	1946
Denver	72	40	0	.643	2855	2407
Cincinnati	65	45	2	.589	2564	2235
Carolina	64	47	1	.576	2700	2444
New Orleans	63	49	0	.563	3148	2777

HIGHEST WINNING PERCENTAGE SINCE 2012

TEAM	W	L	T	PCT.	PF	PA
New England	75	21	0	.781	2833	2034
Seattle	65	30	1	.682	2366	1631
Denver	64	32	0	.667	2546	2017
Pittsburgh	61	35	0	.635	2379	2006
Carolina	58	37	1	.609	2294	2015
Green Bay	58	37	1	.609	2456	2207
Cincinnati	56	38	2	.594	2220	1912
Kansas City	55	41	0	.573	2203	1948

HIGHEST WINNING PERCENTAGE SINCE 2013

TEAM	W	L	T	PCT.	PF	PA
New England	63	17	0	.788	2276	1703
Seattle	54	25	1	.681	1954	1386
Kansas City	53	27	0	.663	1992	1523
Pittsburgh	53	27	0	.663	2043	1692
Carolina	51	28	1	.644	1937	1652
Denver	51	29	0	.638	2065	1728
Arizona	49	30	1	.619	1891	1715
Green Bay	47	32	1	.594	2023	1871

MOST POINTS SCORED SINCE 2011

Team	Points
New England	3346
New Orleans	3148
Green Bay	3016
Denver	2855
Philadelphia	2793
Atlanta	2787
Pittsburgh	2704
Dallas	2701

MOST POINTS SCORED SINCE 2012

Team	Points
New England	2833
New Orleans	2601
Denver	2546
Green Bay	2456
Philadelphia	2397
Atlanta	2385
Pittsburgh	2379
Seattle	2366

MOST POINTS SCORED SINCE 2013

Team	Points
New England	2276
New Orleans	2140
Philadelphia	2117
Denver	2065
Pittsburgh	2043
Green Bay	2023
Kansas City	1992
Atlanta	1966



INSIDE

The Numbers

BY THE NUMBERS

3

The Patriots blocked kicks in three consecutive games with Cassius Marsh blocking a FG vs. Atlanta (10/22/17), Lawrence Guy blocking a FG vs. LA Chargers (10/29/17) and Rex Burkhead blocking a punt at Denver (11/12/17).

4

Stephen Gostkowski executed a successful onside kick vs. Washington (11/08/15) and vs. Philadelphia (12/06/15). It was his third (Cleveland - 12/08/13) and the fourth in team history. The first came when Jim Lee Hunt recovered a Gino Cappelletti kick at the end of the first half in a 26-10 win vs. the NY Jets (9/27/64).

4

The 2017 Patriots had four rookie free agents make the 53-man opening day roster - DL Adam Butler, OL Cole Croston, TE Jacob Hollister and LB Harvey Langi. It is the third-most rookie free agents in the Bill Belichick era. The Patriots had six rookie free agents make the team in 2013 and five in 2000.

4.98

RB Dion Lewis finished third in the NFL with a 4.98-yard average.

5

The 2017 Patriots defense finished the 2017 season by not allowing a fourth quarter touchdown in the final five games. They allowed 8 points or less in 14 of 16 games in the fourth quarter.

6-2

The 2017 Patriots finished with a 6-2 record against teams that had a winning record.

6

The Patriots defense had six red zone takeaways in 2017, the most in the NFL. Baltimore was second with five.

9

The Patriots are the only team that has made the playoffs in each of the last nine seasons (2009-17).

11

The Patriots scored in the final minute of the first half in 11 of 16 games in 2017.

14

The Patriots had a streak of 14 straight road wins, second best in NFL history to the 18 straight road wins by San Francisco.

14

The Patriots have had a rookie free agent make the 53-man opening day roster for 14 straight seasons, the third most, behind the Chargers (21) and Colts (19).

18

The Patriots have 18 first-team All-Pro selections via the draft since 2000, which ranks behind only Carolina (19).

17

The Patriots have gone 17 straight seasons without being swept by a division opponent after beating each of the AFC East teams in 2017, extending the longest such streak since the 1970 NFL merger.

17

The Patriots have won nine or more games in 17 straight seasons, the most in the NFL.

22

The Patriots have scored on the final possession of the first half and the opening possession of the second half 22 times since 2009, first in the NFL. New Orleans is second with 16 such occurrences.

48

The Patriots finished tied with Philadelphia for first in the NFL with 48 offensive touchdown drives in 2017.

51

The Patriots are 51-13 (.797) against NFC teams since re-alignment in 2002, the best inter-conference record in the NFL during that time.

62

Stephen Gostkowski kicked a Patriots record 62-yard field goal in Mexico City against Oakland on Nov. 19, 2017. His previous long was from 58 yards earlier this season vs. Carolina (10/1/17).

75

Rob Gronkowski and Tom Brady have connected on 75 touchdown passes. It is the second most connections between a quarterback and a tight end in NFL history and is fifth overall.

TOM BRADY BY THE NUMBERS

1.0

Tom Brady has the lowest interception percentage since 2015 with a 1.0 percentage. He has thrown just 17 interceptions on 1,637 pass attempts during that time.

TOM BRADY BY THE NUMBERS (continued)

5

Brady is the only QB with five Super Bowl wins. He joined Hall of Fame DL Charles Haley (5) as the only other NFL player with five Super Bowl wins.

8

Brady won his eighth conference title in 2017. He moved past DL Mike Lodish for the most Super Bowls played with seven in Super Bowl LI. Lodish played in six (four with Buffalo and two with Denver).

12

Brady played in his 12th conference championship game in 2017, the most in NFL history. Gene Upshaw and George Blanda (10) are second for most conference championship game appearances.

16

Brady set a Super Bowl record with 16 straight pass completions in Super Bowl XLVI vs. the New York Giants.

19

The longest streak of consecutive pass completions by Brady in a regular season game (Sept. 10, 2015 vs. Pittsburgh), a team record.

90.2

The percent of quarterback keepers converted by Brady (110 of 122) for first downs (84-of-92 on third-and-2 or less and 26-of-30 on fourth-and-2 or less).

4,577

Brady led the NFL in 2017 with 4,577 yards at age 40 to become the oldest player to lead the NFL. The previous oldest player to lead the league in passing was Fran Tarkenton with 3,468 yards in 1978 at age 38 with Minnesota.

THE KRAFT ERA

5

The number of Super Bowl championships the Patriots have won since Robert Kraft purchased the team in 1994. That mark is the highest total in the NFL over that span.

9

The number of conference championships the Patriots have won since Robert Kraft purchased the team in 1994, an NFL record for most conference championships as an owner.

17

The number of division championships won by the Patriots since Kraft purchased the team in 1994.

19

The number of playoff seasons earned by the Patriots in the 24 seasons since Robert Kraft purchased the team.

44

The number of playoff games the Patriots have appeared in since 1994, the most in the NFL. Green Bay has the second most with 36.

263

The number of consecutive home games that have been sold out, including all playoff and preseason games dating back to the 1994 season opener.

298

The number of games the Patriots have won since Robert Kraft purchased the franchise in 1994. Prior to Kraft's ownership, the team had won 225 total games in its entire 34-year history from 1960-93.

THE BELICHICK ERA

3

Bill Belichick (278 wins) is in third place on the NFL wins list.

4

Bill Belichick is the first coach to lead his team to four 500-point seasons (2007, 2010-12).

5

Bill Belichick has won five Super Bowls as a head coach, the most Super Bowl wins by a head coach in NFL history.

5

The number of 14-win seasons by Bill Belichick, the most among all NFL coaches.


11

Super Bowl LII will be Belichick's 11th Super Bowl overall, including eight as a head coach and three as an assistant coach.



BILL BELICHICK

NEWS & NOTES



23RD SEASON AS HEAD COACH • 43RD NFL SEASON

Overall Record: 278-129 (.683) • **Regular Season:** 250-118 (.679) • **Postseason:** 28-11 (.718)

With Patriots overall (2000-17): 241-84 (.742)

Super Bowl Titles: 7 (86, 90, 01, 03, 04, 14, 16) • **Conf. Titles:** 11 (86, 90, 96, 01, 03, 04, 07, 11, 14, 16, 17)

Division Titles: 22 (75, 78, 86, 89, 90, 96, 98, 01, 03, 04, 05, 06, 07, 09, 10, 11, 12, 13, 14, 15, 16, 17)

Bill Belichick is the only head coach in NFL history to win five Super Bowl titles. He won more regular season games (123) and more games overall (136) during a 10-year stretch (2002-11) than any other coach in NFL history. In the 2007 season, Belichick led the Patriots to the fourth undefeated and untied regular season in NFL history and the first since the NFL established a 16-game schedule in 1978. His 43 consecutive years as an NFL coach are second in NFL history to 45 by Tennessee's Dick LeBeau.

HIGHEST WINNING PCT.

Bill Belichick has recorded 278 career wins, which is third in NFL history. Belichick owns a career winning percentage of .683 which is the highest all-time, in NFL history.

TOP WINNING PERCENTAGE AMONG HEAD COACHES WITH AT LEAST 160 WINS (INCL. POSTSEASON)

HEAD COACH	TEAM(S)	YEARS	W	L	T	PCT.
BILL BELICHICK	CLE/NE	1991-95, 2000-17	278	129	0	.683
George Halas	CHI	1920-29, 33-41, 46-55, 58-67	324	151	31	.682
Don Shula	BAL/MIA	1963-95	347	173	6	.666
Curly Lambeau	GB/CHI/WAS	1921-53	229	134	22	.630

NOTE: Winning percentage calculated using current NFL rules, counting a tie as a half-win, half-loss.

MOVING ON UP

Bill Belichick ranks third all-time in NFL history with 278 career wins.

MOST WINS NFL COACHES

HEAD COACH	TEAM(S)	YEARS	W	L	T
1. Don Shula	BAL/MIA	1963-95	347	173	6
2. George Halas	CHI	1920-29, 33-41, 46-55, 58-67	324	151	31
3. BILL BELICHICK	CLE/NE	1991-95, 2000-17	278	129	0
4. Tom Landry	DAL	1960-88	270	178	6
5. Curly Lambeau	GB/CHI/WAS	1921-53	229	134	22

SUPER SUCCESS

Bill Belichick has won five Super Bowls, the most by a head coach.

MOST SUPER BOWL VICTORIES

HEAD COACH	TEAM	TITLES	SEASONS
Bill Belichick	New England	5	2001, 2003, 2004, 2014, 2016
Chuck Noll	Pittsburgh	4	1974, 1975, 1978, 1979
Joe Gibbs	Washington	3	1982, 1987, 1991
Bill Walsh	San Francisco	3	1981, 1984, 1988

NOTE: Sorted by most recent championship. Super Bowls have determined NFL champion since 1966.

MOST CONSECUTIVE DIVISION TITLES

Belichick is the first NFL coach to lead his team to nine consecutive division titles after claiming the title in 2017. Paul Brown (1950-55), Tom Landry (1966-71), Bud Grant (1973-78) and Chuck Noll (1974-79) led their teams to six straight titles.

NFL COACHES WITH THE MOST CONSECUTIVE DIVISION TITLES

Head Coach	Teams	Consecutive Division Titles
Bill Belichick	Patriots	9 (2009-2017)
Paul Brown	Cleveland	6 (1950-1955)
Tom Landry	Dallas	6 (1966-1971)
Bud Grant	Minnesota	6 (1973-1978)
Chuck Noll	Pittsburgh	6 (1974-1979)

ELITE COMPANY

Belichick is one of four NFL head coaches to win five or more championships since the league began postseason play in 1933, but the only one to win five Super Bowls. Belichick joined an exclusive club in which each of the four other members has been enshrined in the Pro Football Hall of Fame.

HEAD COACHES WITH FOUR OR MORE NFL TITLES

HEAD COACH	CHAMPIONSHIP TEAM(S)
Bill Belichick	5- Patriots (2001, 03, 04, 14, 16)
Vince Lombardi	5- Green Bay Packers (1961, 62, 65, SB I, II)
George Halas	6- Chicago Bears (1921, 33, 40, 41, 46, 63)
Curly Lambeau	6- Green Bay Packers (1929, 30, 31, 36, 39, 44)

3X COACH OF THE YEAR

The Associated Press named Bill Belichick the NFL's Coach of the Year in 2010, the third time that Belichick earned the honor. He was also named Coach of the Year following the 2003 and 2007 seasons, joining Don Shula (4-time winner) and Chuck Knox as the only three-time winners.



BILL BELICHICK

NEWS & NOTES

200 WINS WITH PATS

Belichick now has 214 career regular season wins with the Patriots, the fourth most regular season wins with one team.

NFL HEAD COACHES WITH THE MOST WINS WITH ONE TEAM

Coach	Team	W	L	T
George Halas	Chicago	318	148	31
Don Shula	Miami	257	133	2
Tom Landry	Dallas	250	162	6
Bill Belichick	Patriots	214	74	0
Curly Lambeau	Green Bay	209	104	21
Chuck Noll	Pittsburgh	193	148	1

CAREER MILESTONE FOR BELICHICK

Belichick is just the sixth NFL head coach to reach 200 career regular-season victories and his 250 regular season wins are tied with Tom Landry for the third-most regular season wins all-time.

Head Coach	Teams	W	L	T
Don Shula	Colts/Dolphins	328	156	6
George Halas	Bears	318	148	6
Bill Belichick	Browns/Patriots	250	118	0
Tom Landry	Cowboys	250	162	6
Curly Lambeau	Packers/Cardinals/Redskins	226	132	22

BETTER THAN AVERAGE

Belichick has led the Patriots to 17 straight seasons with a winning record (2001-2017), second all-time behind Tom Landry (1966-85), whose Dallas Cowboys accomplished the feat 20 times from 1966-85.

MOST CONSECUTIVE SEASONS WITH A WINNING RECORD

HEAD COACH	TEAM	YEARS
Tom Landry	Dallas	20 - 1966-1985
Bill Belichick	New England	17 - 2001-2017
Curly Lambeau	Green Bay	14 - 1934-1947
Curly Lambeau	Green Bay	12 - 1921-1932
George Halas	Chicago	10 - 1933-1942
John Madden	Oakland	10 - 1969-1978

10-WIN SEASONS

Belichick has coached the Patriots to 15 straight seasons with 10 or more wins after the 2017 Patriots won their 10th game at Buffalo on Dec. 3, adding to his NFL record streak. In 2011, Belichick became the first coach in NFL history with nine straight seasons with at least 10 victories. George Seifert has the second most consecutive 10-win seasons with eight from 1989-1996 for San Francisco.

11-WIN SEASONS

Belichick extended his NFL record to fifteen 11-win seasons after the Patriots earned their 11th win of the 2017 season at Pittsburgh on Dec. 17. Belichick has fourteen 11-win seasons with New England and one with Cleveland.

NFL HEAD COACHES WITH THE MOST 11-WIN SEASONS

Bill Belichick	15
Don Shula	13
Tom Landry	10

12-WIN SEASONS

Belichick owns the NFL record among head coaches with 12 seasons of 12 or more wins. He owns the record with eight consecutive 11 win seasons (2010-17). Tony Dungy (2003-08) and Tom Landry (1976-81) are second with six straight 11-win seasons.

NFL HEAD COACHES WITH THE MOST 12-WIN SEASONS

Head Coach	Team(s)	12-win Seasons
Bill Belichick	NE	12
Don Shula	BAL, MIA	8
Tony Dungy	IND	6
Tom Landry	DAL	6
Marty Schottenheimer	CLE, KC, SD	5

13-WIN SEASONS

Belichick is the first head coach in NFL history with 13 or more wins in seven different seasons. George Seifert is second with four 13-win seasons.

Year	Record
2003	14-2
2004	14-2
2007	16-0
2010	14-2
2011	13-3
2016	14-2
2017	13-3

FIRST WITH 14 WINS IN 5 SEASONS

Belichick guided the Patriots to an NFL-best 14-2 record in 2016, becoming the first head coach ever to win at least 14 regular-season games in five separate seasons. Only four other coaches — San Francisco's George Seifert (3), Washington's Joe Gibbs (2), Chicago's Mike Ditka (2) and Miami's Don Shula (2) — have more than one 14-win season.

BELICHICK'S DIVISIONAL SUCCESS

HEAD COACHES WITH THE HIGHEST WINNING PERCENTAGE AGAINST DIVISION OPPONENTS (SINCE 1970 - MINIMUM 60 GAMES)

Head Coach	Teams	W	L	T	Win Pct.
Mike McCarthy	Green Bay	50	21	1	.701
George Allen	LA Rams/Washington	42	18	2	.700
Bud Grant	Minnesota	69	31	1	.688
Tom Landry	Dallas	101	46	0	.687
Bill Belichick	Cleveland/New England	99	51	0	.666
Marty Schottenheimer	CLE/KC/SD/WAS	95	51	0	.651

THE HEAD COACHES WITH THE MOST WINS AGAINST DIVISION OPPONENTS SINCE 1970

Head Coach	Teams	Wins vs. Div. Opponents
Don Shula	Miami	132
Tom Landry	Dallas	101
Bill Belichick	CLE/NE	99
Dan Reeves	DEN/NYG/ATL	95
Marty Schottenheimer	CLE/KC/SD/WAS	95

DECEMBERS TO REMEMBER

Belichick is 64-13 (.831) in December with New England, the best record in December among head coaches with one team in NFL history (min. 25 games). George Seifert is second (27-6, .818).



BILL BELICHICK

NEWS & NOTES

DIVISION TITLES RECORD

Belichick guided the Patriots to the AFC East title in 2017. His 15 division titles are the most by a head coach since the 1970 merger. Don Shula is second with 11 division titles since the merger. Overall, Belichick's 15 division titles are the most in NFL history among NFL head coaches. Shula and Tom Landry are second with 13 titles.

BELICHICK'S PATRIOTS RENAISSANCE

Once head coach Bill Belichick implemented his coaching design on the Patriots, his approach has given him the best record of any NFL head coach who has coached over 40 games since 2001 (including the postseason).

NFL COACHES' RECORDS SINCE 2001

COACH	TEAM	W	L	T	PCT.
Bill Belichick	New England	236	73	0	.764
Tony Dungy	Tampa Bay/Indianapolis	101	41	0	.711
Jim Harbaugh	San Francisco	49	22	1	.688
Bill Cowher	Pittsburgh	70	35	1	.665
Mike Tomlin	Pittsburgh	124	68	0	.646
Mike McCarthy	Green Bay	131	78	1	.626
Pete Carroll	Seattle	88	53	1	.623
Mike Martz	St. Louis	46	29	0	.613
Bruce Arians	Arizona	50	32	1	.608
Dan Quinn	Atlanta	31	20	0	.608
Andy Reid	PHIL/KC	177	116	1	.604
Sean Payton	New Orleans	112	76	0	.596

ABOVE THE CENTURY MARK

Bill Belichick has an overall record of 278-129. He joins Don Shula and George Halas as the only coaches with 100 more wins than losses.

MOST WINS NFL COACHES

HEAD COACH	TEAM(S)	W	L	T
Don Shula	BAL, MIA	347	173	6
George Halas	Chicago	324	151	31
Bill Belichick	CLE, NE	278	129	0

500+ FOR THREE STRAIGHT YEARS

Belichick is the first head coach in NFL history to lead a team to three straight 500-point seasons (2010-12) and four overall (2007-589, 2010-518, 2011-513 and 2012-557). St. Louis is the only other team to have done it three times (1999-526, 2000-540, 2001-503).

1ST-TIME QBS 6-0 UNDER BELICHICK

Under head coach Bill Belichick, quarterbacks are 6-0 in their first career starts.

QB	Game	Score
Todd Philcox	Cleveland at LA Rams (9/20/93)	28-16 (W)
Eric Zeier	Cleveland at Cincinnati (10/29/95)	29-26 (W)
Tom Brady	Patriots vs. Indianapolis (9/30/01)	44-13 (W)
Matt Cassel	Patriots at NY Jets (9/14/08)	19-10 (W)
Jimmy Garoppolo	Patriots at Arizona (9/11/16)	23-21 (W)
Jacoby Brissett	Patriots vs. Houston (9/22/16)	27-0 (W)

POSTSEASON PROWESS

BEST POSTSEASON RECORDS IN NFL HISTORY

COACH	TEAM(S)	W	L	PCT.
Vince Lombardi	GB/WAS	9	1	.900
Tom Flores	Oakland	8	3	.727
Bill Belichick	CLE/NE	28	11	.718
Bill Walsh	San Francisco	10	4	.714
Joe Gibbs	Washington	17	7	.708
Jimmy Johnson	DAL/MIA	9	4	.692

MOST POSTSEASON GAMES AS A HEAD COACH

HEAD COACH	GAMES
Bill Belichick (Cleveland/New England)	39
Tom Landry (Dallas)	36
Don Shula (Baltimore/Miami)	36

PLAYOFF SUCCESS

MOST PLAYOFF WINS BY AN NFL HEAD COACH

HEAD COACH	TEAM(S)	WINS
Bill Belichick	Cleveland Browns, NE Patriots	28
Tom Landry	Dallas Cowboys	20
Don Shula	Baltimore Colts, Miami Dolphins	19
Joe Gibbs	Washington Redskins	17
Chuck Noll	Pittsburgh Steelers	16

11 SB APPEARANCES ARE A RECORD

Super Bowl LII was Bill Belichick's 11th Super Bowl in his career, the most appearances by an NFL coach in history.

MOST SUPER BOWL APPEARANCES AS A HEAD COACH OR ASSISTANT

HEAD COACH	SUPER BOWLS
Bill Belichick	11 (eight as a head coach)
Dan Reeves	7 (four as a head coach)
Don Shula	6 (six as head coach)
Tom Landry	5 (five as a head coach)
Chuck Noll	5 (four as a head coach)
Marv Levy	5 (four as a head coach)

12 CONFERENCE CHAMPIONSHIP GAMES

Belichick reached his 12th conference championship game as a head coach in 2017 to extend his record for the most since the 1970 merger.

HEAD COACH CONFERENCE CHAMPIONSHIPS

Bill Belichick	12
Tom Landry	10
Don Shula	7
Chuck Noll	7
John Madden	6
Bill Cowher	6


SUPER COMEBACK

Belichick coached the Patriots back from a 25-point deficit to win Super Bowl LI. A comeback of that magnitude is extremely rare. There had been 2,656 games where a team led by 25 points or more in NFL history, including the postseason. Teams leading by 25 have recorded 2,647 wins, 7 losses and 2 ties, a winning percentage of .997.



TOM BRADY

NEWS & NOTES



CAREER NOTES

Tom Brady has quarterbacked the Patriots to victories in 196 of his 251 career regular season starts, compiling a .781 winning percentage and giving him the best record of any quarterback in the Super Bowl era (since 1966). Brady's 155 career wins in his first 200 starts are the most in NFL history. Peyton Manning is second with 136 wins in his first 200 career starts.

RECORDING SUCCESS

TOP WINNING PERCENTAGE IN SUPER BOWL ERA (Since 1966, Minimum 50 Starts, Regular Season Only)

PLAYER	TEAM(S)	YEARS	W	L	T	PCT.
TOM BRADY	NE	2000-17	196	55	0	.781
Roger Staubach	DAL	1969-79	85	29	0	.746
Joe Montana	SF/KC	1979-94	117	47	0	.713

ACTIVE QUARTERBACKS WINNING PERCENTAGE

Minimum 32 Starts (two full seasons), Regular Season Only

QUARTERBACK	TEAM(S)	W	L	T	PCT.
TOM BRADY	NE	196	55	0	.781
Russell Wilson	SEA	65	30	1	.682
Ben Roethlisberger	PIT	135	63	0	.682
Aaron Rodgers	GB	94	48	0	.662
Andrew Luck	IND	43	27	0	.614
Matt Ryan	ATL	95	63	0	.601
Joe Flacco	BAL	92	62	0	.597
Andy Dalton	CIN	63	44	2	.587
Alex Smith	SF/KC	88	62	1	.586
Cam Newton	CAR	62	45	1	.579
Drew Brees	SD/NO	142	106	0	.573

12 AFC CHAMPIONSHIP GAME APPEARANCES

The Patriots have reached 12 conference championship games in the Tom Brady - Bill Belichick era (since 2001 with Brady starting at QB). The Patriots have made 12 title games in the 16 seasons with Brady as the starter.



BRADY ALL-TIME LEADER

MOST CAREER WINS BY A STARTING NFL QUARTERBACK (REGULAR SEASON AND POSTSEASON)

Quarterback	Teams	Wins
Tom Brady	NE	223 (196 reg. season/27 postseason)
Peyton Manning	IND/DEN	200 (186 reg. season/14 postseason)
Brett Favre	ATL/GB/NYJ/MIN	199 (186 reg. season/13 postseason)
John Elway	DEN	162 (148 reg. season/14 postseason)

MOST GAMES OVER .500 (INCLUDING PLAYOFFS)

Games Over .500	Quarterback	W	L	T
158	Tom Brady	223	65	0
108	Peyton Manning	200	92	0

SEVEN 30-TD SEASONS

Brady has seven 30-touchdown seasons overall. The only other Patriots quarterback to have a 30-touchdown season was Vito "Babe" Parilli in 1964 when he led the AFL with 31. Brady is one of four quarterbacks in NFL history to have 30 or more touchdown passes in at least seven seasons and one of six quarterbacks in NFL history with three or more straight seasons with 30 or more touchdowns.

MOST SEASONS WITH 30-PLUS TOUCHDOWN PASSES

Brett Favre	9
Peyton Manning	9
Drew Brees	9
TOM BRADY	7
Aaron Rodgers	6
Philip Rivers	5
Dan Marino	4
Tony Romo	4
Eli Manning	3
Kurt Warner	3

CONSECUTIVE 30 TOUCHDOWN SEASONS

Drew Brees	9 (2008-2016)
Brett Favre	5 (1994-98)
Peyton Manning	5 (2009-10, 12-14)
TOM BRADY	3 (2010-2012)
Dan Marino	3 (1984-86)
Aaron Rodgers	3 (2014-2016)

PILING UP THE WINS

Most regular season wins by a QB in NFL history
(Regular season only)

RK	NAME	W	L	T	PCT.
1.	Tom Brady	196	55	0	.781
2t.	Brett Favre	186	112	0	.624
2t.	Peyton Manning	186	79	0	.702
4.	John Elway	148	82	1	.643
5.	Dan Marino	147	93	0	.613
6.	Drew Brees	142	106	0	.573
7.	Ben Roethlisberger	135	63	0	.682
8.	Fran Tarkenton	124	109	6	.531
9.	Johnny Unitas	119	64	4	.647
10.	Joe Montana	117	47	0	.713
11.	Eli Manning	111	103	0	.519
12.	Terry Bradshaw	107	51	0	.677
13.	Philip Rivers	106	86	0	.552
14.	Warren Moon	102	101	0	.510

FOUR 35-TD SEASONS

Brady, who led the NFL in 2015 with 36 touchdowns, is one of four NFL quarterbacks with at least 35 touchdown passes in four different seasons.

QBS WITH THE MOST 35+ PASSING TOUCHDOWNS IN NFL HISTORY

PLAYER	35+ TD SEASONS
Tom Brady	4 (50-2007, 36-2010, 39-2011, 36-2015)
Peyton Manning	4 (49-2004, 37-2012, 55-2013, 39-2014)
Drew Brees	4 (46-2011, 43-2012, 39-2013, 37-2016)
Aaron Rodgers	4 (45-2011, 39-2012, 38-2014, 40-2016)
Brett Favre	3 (38-1995, 39-1996, 35-1997)



TOM BRADY

NEWS & NOTES

BRADY AVG. 261.5

NFL PLAYERS TO AVG. 250 YARDS PER GAME

(Minimum 50 Games)

PLAYER	TEAM	YARDS/GAME
Drew Brees	SD/NO	282.9
Matthew Stafford	DET	278.0
Peyton Manning	IND/DEN	270.5
Matt Ryan	ATL	264.5
Tom Brady	NE	261.5
Kurt Warner	STL/ARI	260.8
Aaron Rodgers	GB	258.4
Philip Rivers	LA CHAR	256.9
Ben Roethlisberger	PITT	255.3
Carson Palmer	CIN/OAK/ARI	254.1
Dan Marino	Miami	253.6

ECLIPSING 3K

Brady reached 3,000 passing yards in 2017 for the 15th time.

NFL RECORD FOR MOST 3,000-YARD SEASONS

18	Brett Favre
16	Peyton Manning
15	Tom Brady
15	Drew Brees
13	Dan Marino
13	Eli Manning

BRADY 4,000-YARD SEASONS

Brady (4,577) reached 4,000 yards in 2017 for the ninth time in his career.

ALL-TIME 4,000 YARD PASSING SEASONS

14	Peyton Manning
12	Drew Brees
9	Tom Brady
9	Philip Rivers
7	Matthew Stafford
7	Matt Ryan
6	Dan Marino
6	Brett Favre
6	Aaron Rodgers
6	Carson Palmer, Eli Manning

PATRIOTS TOP PASSING YARDS/SEASON

Yards	Player	Year
5,235	Tom Brady	2011
4,827	Tom Brady	2012
4,806	Tom Brady	2007
4,770	Tom Brady	2015
4,577	Tom Brady	2017
4,555	Drew Bledsoe	1994
4,398	Tom Brady	2009
4,343	Tom Brady	2013
4,110	Tom Brady	2005
4,109	Tom Brady	2014
4,086	Drew Bledsoe	1996

28 CAREER 4-TD GAMES

Brady has thrown four or more touchdowns in 28 games - 22 four-TD games, four five-TD games and two six-TD games. The Patriots are 27-1 when Brady throws four or more TD passes. He has two 4-TD games in 2017.

MOST GAMES WITH 4+ TOUCHDOWN PASSES

PLAYER 4+ TD GAMES

1. Peyton Manning	35
2. Drew Brees	31
3. Tom Brady	28
4. Brett Favre	23
5. Dan Marino	21
Aaron Rodgers	21

MOST GAMES WITH 4+ TDS AND NO INTERCEPTIONS

PLAYER GAMES

Tom Brady	22
Drew Brees	21
Peyton Manning	18
Aaron Rodgers	16
Brett Favre	12



65,000 YARDS

Tom Brady (66,159) became the fourth NFL player to reach 65,000 passing yards and is fourth all-time on the NFL's passing list. He reached 65,000 passing yards in the win at Buffalo on Dec. 3, 2017

Player Passing yards

1. Peyton Manning	71,940
2. Brett Favre	71,838
3. Drew Brees	70,445
4. Tom Brady	66,159
5. Dan Marino	61,361
6. Eli Manning	51,682
7. John Elway	51,475
8. Ben Roethlisberger	51,065
9. Philip Rivers	50,348
10. Warren Moon	49,325

A GOOD RATIO

Brady ranks first in touchdown-to-interception ratio among quarterbacks with 400 career TD passes. He ranks second in TD-to-INT ratio overall, behind only Aaron Rodgers (4.01).

BRADY TOPS 400 CLUB IN TD/INT RATIO

NFL All-Time Rank in Parentheses

Player	Touchdowns	Interceptions	Ratio
Tom Brady	488 (3t)	160 (53t)	3.05 (2)
Peyton Manning	539 (1)	251 (9)	2.15 (7)
Drew Brees	488 (3t)	228 (14t)	2.14 (8)
Dan Marino	420 (5)	252 (8)	1.67 (26)
Brett Favre	508 (2)	336 (1)	1.51 (35)

400-TD CLUB

Tom Brady is one of five NFL players with at least 400 career touchdowns.

MOST CAREER TOUCHDOWN PASSES (regular season only) Bold active players

RANK	NAME	TOUCHDOWNS
1.	Peyton Manning	539
2.	Brett Favre	508
3t.	Tom Brady	488
3t.	Drew Brees	488
5.	Dan Marino	420

ONE OF FOUR WITH 500 TOTAL TDS; HAS RECORD FOR TD PASSES WITH ONE TEAM

Brady is second in NFL history in all-time touchdown passes (regular season and playoffs) and ranks first for most touchdowns with one team.

ALL-TIME TOUCHDOWN PASS LEADERS (INCLUDING PLAYOFFS)

Player	Years	Team(s)	Total TD	Reg. Season	Playoffs
Peyton Manning	1998-2015	IND/DEN	579	539	40
Tom Brady	2000-Present	NE	559	488	71
Brett Favre	1991-2010	ATL/GB/NYJ/MIN	552	508	44
Drew Brees	2001-present	SD/NO	517	488	29
Dan Marino	1983-1999	MIA	452	420	32
Roethlisberger	2004-present	PITT	359	329	30
Eli Manning	2004-present	NYG	357	339	18
Fran Tarkenton	1961-1978	MIN/NYG	353	342	11
Philip Rivers	2004-present	LA Chargers	353	342	11
Aaron Rodgers	2005-present	GB	349	313	36

MOST TOUCHDOWN PASSES WITH ONE TEAM (INCLUDING PLAYOFFS)

Player	Years	Team(s)	Total TD	Reg. Season	Playoffs
Tom Brady	2000-Present	NE	559	488	71
Brett Favre	1992-2007	GB	481	442	39
Dan Marino	1983-1999	MIA	452	420	32
Drew Brees	2006-present	NO	435	408	27
Peyton Manning	1998-2010	IND	428	399	29



TOM BRADY

NEWS & NOTES

SIX TD PERFORMANCES

Brady has thrown six touchdowns in a game two times and is one of eight NFL players to have thrown at least six touchdowns in a game two times. Brady threw six touchdowns at Miami (10/21/07) and vs. Tennessee (10/18/09).

NFL PLAYERS WITH AT LEAST TWO 6+TD GAMES

PLAYER	6+ TD GAMES
Peyton Manning	3 (Two 6 TD games and one 7 TD Game)
George Blanda	2 games with 7 touchdowns
Y.A. Tittle	2 (1 game with 7 and 1 with 6 TDs)
Drew Brees	2 (1 game with 7 and 1 with 6 TDs)
Tom Brady	2 games with 6 touchdowns
Charley Johnson	2 games with 6 touchdowns
Ben Roethlisberger	2 games with 6 touchdowns
Aaron Rodgers	2 games with 6 touchdowns

FRANCHISE LEADING PASSER

PATRIOTS ALL-TIME LEADING PASSERS

PLAYER	YEARS	ATT	COMP	YARDS
Tom Brady	2000-17	8,805	5,629	66,159
Drew Bledsoe	1993-01	4,518	2,544	29,657
Steve Grogan	1975-90	3,593	1,879	26,886

NFL FRANCHISE WINS LEADER

Brady has 196 career regular season wins with the Patriots, the most by a starting quarterback with one team. Brady set the record with his 161st win in his 208th game, breaking Brett Favre's record of 160 wins with the Packers (253 starts).

MOST WINS AS A STARTING QUARTERBACK FOR ONE TEAM

Player	Wins	Team
Tom Brady	196	New England
Brett Favre	160	Green Bay
John Elway	148	Denver
Dan Marino	147	Miami
Peyton Manning	141	Indianapolis

BRADY NEARING MARK FOR WINS OVERALL

Brady has the most wins by an NFL quarterback with 223 overall career wins. His 223 wins are second all-time among NFL players.

MOST WINS BY AN NFL PLAYER (INCLUDING POSTSEASON GAMES)

Player	Wins
Adam Vinatieri	225
Tom Brady	223
George Blanda	218
Jerry Rice	211
Gary Anderson	210
Peyton Manning	201
Brett Favre	201
Morten Andersen	194

BRADY 300-YARD GAMES

Brady has 82 NFL games with 300 or more yards passing and the Patriots are 68-14 in those games. He is one of three players with at least eighty 300-yard games.

NFL QUARTERBACK 300-YARD GAMES (* ACTIVE)

PLAYER	300-YARD GAMES
Drew Brees*	109
Peyton Manning	93
Tom Brady*	82
Dan Marino	63
Brett Favre	62
Philip Rivers*	57

Brady had a career-best eleven 300-yard games in the 2011 season, tied for third in NFL history behind Drew Brees (13 in 2011) and Peyton Manning (12 in 2013).

NO PLACE LIKE HOME

Brady has the best record at home as a starting QB in NFL history.

PLAYER	TEAM(S)	W	L	T	PCT.
Tom Brady	NE	126	21	0	.857
Terry Bradshaw	PIT	75	14	0	.843
John Elway	DEN	104	25	0	.806

BRADY'S COMEBACKS

Brady has engineered 54 career game-winning performances to lead his team to a victory from a fourth quarter deficit or tie.

		TIME REMAINING		PASSING STATISTICS						
DATE	OPP.	SCORE	IN REG.	ATT	CMP	YDS	TD	INT	FINAL	
01/21/18	JAC#	10-20	14:52	14	9	138	2	0	24-20	
12/17/17	at PIT	16-24	15:00	8	4	75	0	0	27-24	
09/24/17	HOU	28-33	2:24	7	5	93	1	0	36-33	
02/05/17	ATL**	9-28	15:00	27	21	246	1	0 (ot)	34-28	
11/27/16	at NYJ	13-17	10:17	15	10	132	1	0	22-17	
11/15/15	at NYG	17-23	15:00	18	11	193	1	1	27-26	
10/25/15	NYJ	16-17	15:00	17	14	150	2	0	30-23	
02/01/15	SEA**	14-24	15:00	15	13	124	2	0	28-24	
01/10/15	BAL*	28-28	15:00	8	9	72	1	0	35-31	
12/21/14	at NYJ	10-13	15:00	6	3	26	0	1	17-13	
12/07/14	at SD	13-14	15:00	8	7	112	1	0	23-14	
12/08/13	CLE	3-19	15:00	20	16	142	2	0	27-26	
12/01/13	at HOU	21-24	15:00	12	8	87	0	0	34-31	
11/24/13	DEN	21-24	15:00	19	12	100	1	0 (ot)	34-31	
10/13/13	NO	23-27	1:13	5	7	70	1	0	30-27	
09/08/13	at BUF	20-21	4:31	7	7	36	0	0	23-21	
10/21/12	NYJ	23-26	1:37	9	13	95	0	0 (ot)	29-26	
09/30/12	at BUF	21-21	15:00	7	4	78	2	0	52-28	
01/22/12	BAL*	16-20	15:00	6	3	20	0	1	23-20	
12/24/11	MIA	17-17	15:00	11	8	120	0	0	27-24	
10/16/11	DAL	13-16	5:13	9	11	87	1	0	20-16	
12/19/10	GB	21-27	13:49	6	5	82	1	0	31-27	
11/25/10	at DET	24-24	15:00	5	5	86	2	0	45-24	
10/17/10	BAL	10-20	14:53	24	16	156	1	1 (ot)	23-20	
09/14/09	BUF	13-24	5:32	13	11	112	2	0	25-24	
12/29/07	at NYG	23-28	15:00	12	8	130	1	0	38-35	
12/03/07	at BAL	17-24	14:25	17	7	113	1	0	27-24	
11/25/07	PHI	24-28	15:00	16	11	109	0	0	31-28	
11/04/07	at IND	10-20	9:42	10	8	144	2	0	24-20	
01/14/07	at SD*	13-21	8:35	14	9	122	1	1	24-21	
12/03/06	DET	13-21	13:07	15	14	101	0	0	28-21	
11/26/06	CHI	10-10	14:46	7	6	98	1	0	17-13	
09/10/06	BUF	14-17	15:00	6	3	58	0	1	19-17	
11/13/05	at MIA	15-16	2:53	2	2	76	1	0	23-16	
10/30/05	BUF	7-16	10:07	4	4	69	0	0	21-16	
10/09/05	at ATL	28-28	3:52	2	2	17	0	0	31-28	
09/25/05	at PIT	10-13	14:19	12	12	167	0	0	23-20	
02/06/05	PHI**	14-14	15:00	4	2	33	0	0	24-21	
10/03/04	at BUF	17-17	15:00	4	2	8	1	0	31-17	
02/01/04	CAR**	29-29	1:08	5	4	47	0	0	32-29	
01/10/04	TEN*	14-14	15:00	11	6	27	0	0	17-14	
11/30/03	at IND	31-31	10:21	6	3	31	1	0	38-34	
11/23/03	at HOU	13-20	3:11	14	10	133	1	0 (ot)	23-20	
11/03/03	at DEN	23-26	2:51	4	5	58	1	0	30-26	
10/19/03	at MIA	13-13	15:00	10	7	147	1	0 (ot)	19-13	
10/05/03	TEN	24-27	4:40	1	1	15	0	0	38-30	
12/29/02	MIA	13-24	4:59	13	8	69	1	0 (ot)	27-24	
11/10/02	at CHI	19-30	5:16	14	9	116	2	0	33-30	
09/22/02	KC	38-38	0:00	5	4	46	0	0 (ot)	41-38	
02/03/02	STL**	17-17	1:21	8	5	53	0	0	20-17	
01/19/02	OAK*	3-13	15:00	27	20	138	0	0 (ot)	16-13	
12/16/01	at BUF	6-9	5:57	13	9	116	0	0 (ot)	12-9	
12/02/01	at NYJ	14-16	15:00	7	6	56	0	0	17-16	
10/14/01	SD	16-26	8:48	18	13	130	1	0 (ot)	29-26	

^Statistics are from the time noted until the end of the game * Divisional Playoffs ** Super Bowl

#AFC Championship



TOM BRADY

NEWS & NOTES

LATE GAME WINNER

Brady now has eight career games in which he threw a game-winning touchdown pass in the final minute of the game to turn a Patriots deficit into a Patriots win.

11/10/02 at Chicago* W 33-30

The Patriots trailed 30-25 when Brady threw a 20-yard touchdown to David Patten with 21 seconds left to give the Patriots a 33-30 win.

*Champaign, Ill.

11/3/03 at Denver W 30-26

The Patriots trailed 26-23 when Brady threw an 18-yard touchdown to David Givens with 30 seconds left to give the Patriots a 30-26 win.

12/3/07 at Baltimore W 27-24

The Patriots trailed 24-20 when Brady threw an 8-yard touchdown to Jabar Gaffney with 44 seconds left to give the Patriots a 27-24 win.

9/14/09 vs. Buffalo W 25-24

The Patriots trailed 24-19 when Brady threw a 16-yard touchdown to Ben Watson with 50 seconds left to give the Patriots a 25-24 win.

10/16/11 vs. Dallas W 20-16

The Patriots trailed 16-13 when Brady threw an 8-yard touchdown pass to Aaron Hernandez with 22 seconds left to give the Patriots a 20-16 win.

10/13/13 vs. New Orleans W 30-27

The Patriots trailed 27-23 when Brady threw a 17-yard touchdown pass to Kenbrell Thompkins with five seconds left to give the Patriots a 30-27 win.

12/08/13 vs. Cleveland W 27-26

The Patriots trailed 26-21 when Brady threw a 1-yard touchdown pass to Danny Amendola with 31 seconds left to give the Patriots a 27-26 win.

09/24/17 vs. Houston W 36-33

The Patriots trailed 33-28 with 2:24 to play when Brady threw a 25-yard touchdown pass to WR Brandin Cooks with 23 seconds to play give the Patriots the lead and then added a two-point play to Cooks for a 36-33 victory.

42 GAME-WINNING DRIVES

Brady has 42 game-winning drives in the fourth quarter or overtime in the regular season.

MOST GAME WINNING DRIVES IN THE FOURTH QUARTER OR OVERTIME

PLAYER	TEAMS	(Regular Season since 1970) 4TH QTR GAME-WINNING DRIVES
1. Peyton Manning	IND/DEN	54
2. Dan Marino	Miami	47
3. Brett Favre	GB/NYJ/MIN	43
4. Tom Brady	New England	42
5. Drew Brees	SD/NO	41
6. John Elway	Denver	40
7. Warren Moon	HOU/MIN/SEA/KC	35

55 - THREE TD; NO INT

Brady had his 55th game with at least three touchdowns and no interceptions in the win at Oakland (11/19/17) The Patriots are 53-2 (.963) in such games.

PLAYER	GAMES WITH 3+ TD PASSES/0 INT.
Tom Brady	55
Peyton Manning	51
Drew Brees	42
Aaron Rodgers	41
Brett Favre	36

TOM BRADY'S RECORD AS A STARTER

	REG. SEASON	PLAYOFFS	TOTAL
Overall	196-55	27-10	223-65
Home:	107-18	19-4	126-22
Road:	89-37	8-6*	97-43
By Yardage Total			
Less than 200:	37-16	4-1	41-17
200-299:	91-25	13-5	103-30
300 or more:	68-14	10-4	78-18
Other Records			
On Artificial Turf:	123-19	16-6	139-25
Temp Below 40:	40-6	14-2	54-8
Thanksgiving or later:	74-18	27-10	101-28
Leading at Halftime:	152-17	18-4	170-21
Leading after 3 Qtrs:	164-10	17-3	181-13
Overtime:	9-4	2-0	11-4
Passer rating >100.0:	111-7	14-1	125-8

*Includes eight Super Bowls at neutral sites

68 DIFFERENT TARGETS

Brady connected with TE Dwayne Allen on an 11-yard touchdown pass in the second quarter of the win over Denver (11/12/17). Brady has thrown a touchdown pass to 68 different players.

MOST TOUCHDOWN TARGETS BY AN NFL QUARTERBACK

QUARTERBACK	TD TARGETS
Vinny Testaverde	70
Tom Brady	68
Steve DeBerg	62
Brett Favre	61

13-WIN SEASONS

Brady has amassed six separate seasons with 13 or more wins, tied with Peyton Manning for most in NFL history. Brady's six are the most with one team, as Manning had four 13-win seasons with Indianapolis and two with Denver.

STARTING QBS WITH THE MOST 13-WIN REGULAR SEASONS IN NFL HISTORY

PLAYER	SEASONS
Tom Brady	6
Peyton Manning	6
Brett Favre	3
Joe Montana	3
Drew Brees	2

12-WIN SEASONS

Since entering the NFL in 2000, Tom Brady's teams have reached 12 regular-season wins in 12 different seasons, the most in NFL history.

STARTING QBS WITH THE MOST 12-WIN REGULAR SEASONS IN NFL HISTORY

PLAYER	SEASONS
Tom Brady	12
Peyton Manning	11
Brett Favre	6
John Elway	4
Jim Kelly	4

RECORD TITLE HOLDER

Tom Brady earned his NFL record 15th division championship in 2017.

QUARTERBACK	CAREER DIVISION TITLES
Tom Brady	15
Peyton Manning	12
Joe Montana	9

DECEMBERS TO REMEMBER

Brady is 58-11 (.841) in December, the second-best winning percentage in December among quarterbacks in the Super Bowl era. Roger Staubach is first (17-3, .850). Brady's 58 December wins are the most in NFL history, followed by 52 by Brett Favre and 49 by Peyton Manning.



TOM BRADY

NEWS & NOTES

MOST WINS IN 200 STARTS

Brady had 155 career regular season wins in his first 200 regular season starts (.775 win pct.). Peyton Manning is second with 136 victories in his first 200 starts.

MOST WINS BY A STARTING QB THROUGH 200 REGULAR SEASON STARTS

Quarterback Wins Through 200 Starts

Tom Brady	155
Peyton Manning	136
Dan Marino	125
John Elway	124

FOURTH TO REACH 5,000 COMPLETIONS

Brady now has the fourth-most completions by an NFL quarterback.

MOST PASS COMPLETIONS IN NFL HISTORY

1. Brett Favre	6,300
2. Drew Brees	6,200
3. Peyton Manning	6,125
4. Tom Brady	5,629
5. Dan Marino	4,967

THIRD-BEST QB RATING

Brady owns the third-highest QB rating in NFL history

PLAYER	YEARS	TEAM	RATING
Aaron Rodgers	2005-17	Green Bay	103.8
Russell Wilson	2012-17	Seattle	98.8
Tom Brady	2000-17	New England	97.6
Tony Romo	2004-16	Dallas	97.1
Steve Young	1985-99	TB/SF	96.8
Drew Brees	2001-17	SD/NO	96.7
Peyton Manning	1998-15	IND/DEN	96.5
Kirk Cousins	2012-17	Washington	94.8

SIX STRAIGHT WITH NO PICKS

Brady ended a streak of six straight games without an interception at Tampa Bay (10/5/17). To that point he had thrown 264 straight passes without an interception.

BRADY'S MOST CONSECUTIVE STARTS WITHOUT AN INT.

11 Tom Brady (10/24/10-01/02/11)* (NFL Record)

6 Tom Brady (12/18/16-10/05/17)

BRADY CONSECUTIVE PASSES WITHOUT AN INTERCEPTION

358* (NFL Record)

264
201
196
190
183

ROAD WINNER

The win over Denver on Nov. 12, 2017 was Brady's 86th road victory, breaking a tie with Peyton Manning (85) for the most in NFL history. Brady now has 89 road wins, including a 7-1 road record in 2017.

MOST 5 TD PERFORMANCES

MOST CAREER GAMES WITH FIVE TOUCHDOWN PASSES

Drew Brees	10
Peyton Manning	9
Tom Brady	6
Dan Marino	6

BRADY EXTENDS DIVISION TITLE MARK

Brady extended his NFL record by leading the Patriots to their ninth straight division title in 2017.

NFL RECORD FOR MOST CONSECUTIVE DIVISION TITLES BY A STARTING QB

Player	Team	Consecutive Division Titles
Tom Brady	Patriots	9 (2009-2017)
Terry Bradshaw	Steelers	6 (1974-1979)
Fran Tarkenton	Vikings	6 (1973-1978)

NFL RECORD FOR MOST DIVISION TITLES

Player	Career Division Titles
Tom Brady	15
Peyton Manning	12
Joe Montana	9
Brett Favre	8
Terry Bradshaw	7
John Elway	7

MOST TD THROWS COACH/QB TANDEM

Brady has thrown 488 career touchdowns under head coach Bill Belichick, the most touchdowns among any head coach/starting quarterback tandem.

MOST TDS/QB TANDEM (Regular Season Only)

Quarterback/Head Coach	Team	Touchdowns
Tom Brady/Bill Belichick	NE	488
Drew Brees/Sean Payton	NO	365
Dan Marino/Don Shula	MIA	352
Aaron Rodgers/Mike McCarthy	GB	313

BRADY UNDEFEATED AGAINST 7

Brady is undefeated against seven teams – Atlanta (5-0), Chicago (4-0), Dallas (4-0), Detroit (4-0), Jacksonville (5-0), Minnesota (4-0) and Tampa Bay (4-0). Brady is most successful against Buffalo, with a 28-3 career record and the non-divisional team he has beaten the most is Indianapolis (10-3).



TOM BRADY

NEWS & NOTES

NO PLACE LIKE HOME

Brady made his 100th career home start against Chicago on Oct. 26, 2014. The win over Chicago gave Brady an 87-13 home record in his first 100 home starts, the best in NFL history since the merger for a quarterback with at least 50 starts.

BEST HOME REGULAR SEASON STARTING RECORDS (MINIMUM 40 STARTS)

Player	W	L	PCT.
Tom Brady	107	18	(.856)
Terry Bradshaw	67	12	(.848)
Roger Staubach	49	10	(.831)
John Elway	95	23	(.805)
Aaron Rodgers	56	14	(.800)
Joe Flacco	58	19	(.753)

BEST HOME REGULAR SEASON STARTING RECORD IN FIRST 100 STARTS

Player	W	L	PCT.
Tom Brady	87	13	(.870)
Brett Favre	82	18	(.820)
John Elway	77	23	(.770)
Peyton Manning	74	26	(.740)

WINNINGEST COACH/QB TANDEM

Bill Belichick and Tom Brady have the best winning percentage and most wins for a head coach/starting quarterback tandem since the 1970 merger.

WINNINGEST COACH/QB TANDEM SINCE 1970

(Regular Season Only - by winning percentage)

Quarterback/Head Coach	Team	W	L	T	Pct.
Tom Brady/Bill Belichick	NE	196	55	0	.781
Peyton Manning/Tony Dungy	IND	85	27	0	.759
Ken Stabler/John Madden	OAK	60	19	1	.756
Jim McMahon/Mike Ditka	CHI	46	15	0	.754

WINNINGEST COACH/QB TANDEM SINCE 1970

(Regular Season Only - by victories)

Quarterback/Head Coach	Team	W	L	T	Pct.
Tom Brady/Bill Belichick	NE	196	55	0	.781
Dan Marino/Don Shula	MIA	116	68	0	.630
Terry Bradshaw/Chuck Noll	PIT	107	51	0	.677
Ben Roethlisberger/Mike Tomlin	PIT	106	52	0	.671
Drew Brees/Sean Payton	NO	105	69	0	.603

WINNINGEST COACH/QB TANDEM

(Notable Combinations)

Quarterback/Head Coach	Wins	Playoff Apps	NFL Titles
Tom Brady/Bill Belichick	196	15	5
Dan Marino/Don Shula	116	7	0
Terry Bradshaw/Chuck Noll	107	10	4
Ben Roethlisberger/Mike Tomlin	106	8	1
Drew Brees/Sean Payton	106	6	1
Roger Staubach/Tom Landry	85	10	2
Bart Starr/Vince Lombardi	77	6	5
Joe Montana/Bill Walsh	75	7	3

MOST STARTS UNDER ONE HC

Brady made his 185th career start at Carolina on Nov. 18, 2013, all under Bill Belichick. It is the most starts by a quarterback under one head coach in NFL history. Brady surpassed Dan Marino, who had 184 career starts under head coach Don Shula. Brady now has 251 career starts under Belichick.

HOME FIELD ADVANTAGE I

Brady won his 100th regular season at Gillette Stadium on Dec. 24, 2017, when the Patriots beat Buffalo, 37-16. He is the only NFL quarterback with 100 wins in a stadium. He now has 101 wins at Gillette Stadium. John Elway is next with 95 wins at Mile High stadium.

HOME FIELD ADVANTAGE II

Brady is 70-8 overall at home in the regular season since 2007. That is more wins than five teams have (home and away) combined during that span.

Tampa Bay - 68
Oakland - 66
Jacksonville - 63
Los Angeles Rams - 57
Cleveland - 48

HOME COOKIN'

The quarterbacks with the most regular season touchdown passes at a single stadium in NFL history:

Player	Team	Stadium	TD Passes
Drew Brees	New Orleans	Mercedes-Benz Superdome	231
Tom Brady	New England	Gillette Stadium	229
Brett Favre	GB/MIN	Lambeau Field	214

15 GAMES WITH 300 YARDS, 4 TDS & 0 INTS

Brady had his 15th NFL game with 300 yards, four touchdowns and no interceptions vs. Houston (9/24/17), second in NFL history to the 18 such games by Drew Brees.

NFL RECORD FOR ATTEMPTS BETWEEN INTS

Brady attempted 358 consecutive regular-season passes without an interception, a streak spanning from Oct. 17, 2010-Sept. 1, 2011. Brady eclipsed Bernie Kosar's record on Dec. 26, 2010 at Buffalo.

MOST CONSECUTIVE PASS ATTEMPTS WITHOUT AN INTERCEPTION

Att	Quarterback (Teams)	Seasons
358	Tom Brady (Patriots)	2010-11
312	Alex Smith (Kansas City)	2015
308	Bernie Kosar (Cleveland)	1990-91
305	Drew Brees (New Orleans)	2015-16
294	Bart Starr (Green Bay)	1964-65
292	Alex Smith (Kansas City)	2016-17
279	Jeff George (IND/ATL)	1993-94
277	Rich Gannon (Oakland)	2001
272	Matt Ryan (Atlanta)	2011-12

PLAYER OF THE WEEK HONORS

Brady has earned an NFL-record 30 Player of the Week honors after winning the award in Week 2, 3 and 10 of the 2017 season. Brady has earned at least three awards in one season five times (2007, 09, 11, 12 and 17). Brady was named Offensive Player of the Month for November in 2017. It is his 10th Player of the Month award, the most in NFL history. Peyton Manning is second with eight.

CAREER PLAYER OF THE WEEK AWARDS

Player	Career	Team	POW Awards
Tom Brady	2000-present	Patriots	30
Peyton Manning	1998-present	Colts/Broncos	27
Dan Marino	1983-1999	Dolphins	18
Brett Favre	1991-2010	Packers, Jets, Vikings	16
John Elway	1983-1998	Broncos	15



TOM BRADY

NEWS & NOTES

BEST TD/INT RATIO IN NFL HISTORY

Brady threw 28 touchdown passes and just two interceptions in 2016 for an NFL-best single-season TD/INT ratio 14.0. Brady has 26 touchdowns to four interceptions in 2017 for a 6.5 ratio.

(MINIMUM OF 20 TOUCHDOWNS)

PLAYER	TD/INT	RATIO
Tom Brady (NE-2016)	28/2	14.00
Nick Foles (Philadelphia-2013)	27/2	13.50
Tom Brady (NE-2010)	36/4	9.00
Aaron Rodgers (GB-2014)	38/5	7.60
Aaron Rodgers (GB-2011)	45/6	7.50
Tom Brady (NE-2007)	50/8	6.25

MOST GAMES PLAYED AS A PATRIOT

Brady passed Bruce Armstrong at Dallas (10/11/15) with his 213th game played in a Patriot uniform.

Player	Games Played
Tom Brady	253
Bruce Armstrong	212
Julius Adams	206

SECOND PATRIOT WITH 200 STARTS

Brady (251) is the second New England Patriots player to start in at least 200 games. Patriots Hall of Fame OL Bruce Armstrong started in 212 games during his career.

200-PLUS STARTS

Brady is one of 10 NFL quarterbacks with at least 200 career starts in the regular season.

MOST NFL STARTS BY AN NFL QUARTERBACK

Player	Starts
Brett Favre	298
Peyton Manning	265
Tom Brady	251
Drew Brees	248
Dan Marino	240
Fran Tarkenton	239
John Elway	231
Vinny Testaverde	214
Eli Manning	214
Warren Moon	203

ELITE COMPANY

Brady (251 starts in the regular season and 37 postseason starts) and Pro Football Hall of Famer Jerry Rice (284 regular season starts and 29 postseason starts) are the only NFL players with at least 200 regular-season starts and at least 25 postseason starts.

40 YEAR-OLD QUARTERBACKS

Brady joined just 12 other quarterbacks since the 1970 merger to start an NFL game past the age of 40. The oldest player to attempt a pass in a game was George Blanda at age 48 as a member of the Oakland Raiders in the final game of his career on Dec. 21, 1975. Blanda finished with one completion on three attempts for 11 yards. Brady is the fourth Patriots player to play at 40, joining Doug Flutie (43 in 2005), Vinny Testaverde (43 in 2006) and Junior Seau (40 in 2009).

40 YEAR OLDS TO START AT QB SINCE 1970

Player	Age at Last Start	Date of Last Start
Steve DeBerg/ATL	44 years, 9 mos.	10/25/1998 at NYJ
Warren Moon/KC	44 years, 0 mos.	11/26/2000 at SD
Vinny Testaverde/CAR	44 years, 0 mos.	12/9/2007 at JAX
Doug Flutie/SD	42 years, 2 mos.	1/2/2005 vs. KC
Earl Morrall/MIA	41 years, 6 mos.	12/1/1975 vs. NE
Brett Favre/MIN	41 years, 2 mos.	12/20/2010 vs. CHI
Len Dawson/KC	40 years, 5 mos.	12/7/1975 vs. SD
Vince Evans/OAK	40 years, 5 mos.	12/3/1995 vs. KC
Johnny Unitas/SD	40 years, 5 mos.	10/7/1973 at PIT
Matt Hasselbeck/IND	40 years, 3 mos.	12/27/2015 at MIA
Sonny Jurgensen/WAS	40 years, 3 mos.	12/15/1974 vs. CHI
Brad Johnson/DAL	40 years, 1 mos.	11/2/2008 at NYG

In NFL history, 13 other QBs aged 40+ have started at least 1 game.

STARTING QUARTERBACKS AT AGE 40-OR-OLDER
NFL HISTORY

Player	W-L	TD-INT	Rating
Brett Favre	13-12	36-25	90.2
Tom Brady	13-3	32-8	102.8
Warren Moon	11-14	37-25	80.4
Vinny Testaverde	8-17	24-32	72.3
Matt Hasselbeck	5-3	9-5	84.0
Doug Flutie	3-3	10-4	80.4
Sonny Jurgensen	3-1	11-5	94.5
Charlie Conerly	2-1	7-6	61.8
Earl Morrall	2-0	6-6	74.2
Len Dawson	1-4	5-4	90.0
Vince Evans	1-2	6-8	71.5
Brad Johnson	1-2	2-5	50.5
Johnny Unitas	1-3	3-7	40.0
Steve DeBerg	0-1	3-1	80.4

Brady led the Patriots to their ninth win of the season in the victory over Miami on Nov. 26, 2017, the most ever by a 40-year old quarterback in the Super Bowl era. Brett Favre in 2009 turned 40 on Oct. 10 and led the Vikings to eight wins in their 12-win season after turning 40. Brady threw four touchdowns to push his 2017 total to 26 touchdowns, the most in a single season by a 40-year old quarterback. He moved past Brett Favre (25 in 2009 after he turned 40 in October of that year with Minnesota) and Warren Moon (25 with Seattle in 1997).

Brady led the NFL with 4,577 yards passing in 2017 to become the oldest quarterback to lead the NFL. The previous oldest player to lead the league in passing was Fran Tarkenton with 3,468 yards in 1978 at age 38. Brady moved past Warren Moon (1997 with 3,678) for the most passing yards in a single season by a 40-year old quarterback.

MOST PASSING YARDS BY A PLAYER AT AGE 40

Player	Year	Yards
Tom Brady	2017	4,577
Warren Moon	1997	3,678
Vinny Testaverde	2004	3,532
Brett Favre	2009	3,365



TOM BRADY

NEWS & NOTES

BRADY BEATS BUFFALO

Brady owns a 28-3 record against the Buffalo Bills. Brady's 28 wins are most ever by a quarterback against a single team.

MOST WINS BY A STARTING QUARTERBACK AGAINST AN OPPONENT (REGULAR SEASON)

Player	Wins
Tom Brady	28 wins against Buffalo
Brett Favre	26 wins against Detroit
Tom Brady	25 wins against New York Jets
Brett Favre	23 wins against Chicago
Dan Marino	22 wins against Indianapolis

THE BRADY SIX

Brady was the seventh quarterback selected in the 2000 NFL Draft

QUARTERBACKS TAKEN IN THE 2000 NFL DRAFT

Rd	Pick	Player	Taken By
1	18	Chad Pennington	NY Jets
3	65	Giovanni Carmazzi	San Francisco
3	75	Chris Redman	Baltimore
5	163	Tee Martin	Pittsburgh
6	168	Marc Bulger	New Orleans
6	183	Spergon Wynn	Cleveland
6	199	Tom Brady	New England

MOST VALUABLE PLAYERS

Brady was named the 2017 MVP for the third time in his career. He is one of four NFL players to win the honor at least three times.

MOST ASSOCIATED PRESS NFL MVP AWARDS

MVP Awards	Player	Years
5	Peyton Manning	2003, 04, 08, 09, 13
3	Tom Brady*	2007, 10, 17
3	Brett Favre	1995, 96
3	Johnny Unitas	1959, 64, 67
2	Joe Montana	1989, 90
2	Aaron Rodgers*	2011, 14
2	Kurt Warner	1999, 2001
2	Steve Young	1992, 94

* Active

BRADY SEASON NOTES

BRADY HAS LOW INTERCEPTION PCT.

Brady threw just two interceptions in 432 pass attempts in 2016 for an interception PCT of 0.46, fourth best ever in a single season. Patriots backup QB Brian Hoyer set the NFL record in 2016 by attempting 200 passes without an interception.

NFL INTERCEPTION PERCENTAGE (150 MIN ATTEMPTS)

Rank	Player	Int. Pct.
1.	Brian Hoyer (CHI) 2016 (200-0)	0.00
2.	Damon Huard (KC) 2006 (244-1)	0.41
3.	Josh McCown (CHI) 2013 (224-1)	0.45
4.	Tom Brady (NE) 2016 (432-2)	0.46
5.	David Garrard (JAC) 2005 (168-1)	0.60
6.	Nick Foles (PHI) 2013 (317-2)	0.63
7.	Joe Ferguson (BUF) 1976 (151-1)	0.66
8.	Sam Bradford (MIN) 2016 (519-4)	0.77
9.	Tom Brady (NE) 2010 (492-4)	0.81
10.	Dak Prescott (DAL) 2016 (459-4)	0.87
11t.	Steve DeBerg (KC) 1990 (444-4)	0.90
11t.	Sam Bradford (MIN) 2016 (552-5)	0.90

SINGLE SEASON PASSING LEADERS

Brady owns nine of the eleven 4,000-yard passing seasons in Patriots history.

PATRIOTS TOP PASSING YARDS/SEASON

YARDS	PLAYER	YEAR
5,235	Tom Brady	2011
4,827	Tom Brady	2012
4,806	Tom Brady	2007
4,770	Tom Brady	2015
4,577	Tom Brady	2017
4,555	Drew Bledsoe	1994
4,398	Tom Brady	2009
4,343	Tom Brady	2013
4,110	Tom Brady	2005
4,109	Tom Brady	2014
4,086	Drew Bledsoe	1996

BRADY LEADS LEAGUE IN PASSING

Brady finished first in the NFL with 4,577 passing yards. It marks his third season leading the league in passing yards. He led with 4,110 yards in 2005 and 4,806 yards in 2007.

CAREER HIGH COMPLETIONS

Brady set a career high in completions in 2015 with 402. Brady's previous best was 401 completions in 2011 and 2012. Brady (3) joins Drew Brees (9), Matt Ryan (4) and Peyton Manning (3) for the most seasons with 400 completions.

PASSING YARD PACE

Brady owns one of the nine 5,000-yard passing seasons in NFL history.

MOST PASSING YARDS IN A SEASON

Player	Yards
Peyton Manning (2013)	5,477
Drew Brees (2011)	5,476
Tom Brady (2011)	5,235
Drew Brees (2016)	5,208
Drew Brees (2012)	5,177
Drew Brees (2013)	5,162
Dan Marino (1984)	5,084
Drew Brees (2008)	5,069
Matthew Stafford (2011)	5,038

50 TD PASSES

Brady threw for 50 touchdown passes in 2007.

QUARTERBACKS WITH 40 OR MORE TOUCHDOWN PASSES IN A SEASON

Player	Touchdown Passes
Peyton Manning (2013)	55
Tom Brady (2007)	50
Peyton Manning (2004)	49
Dan Marino (1984)	48
Drew Brees (2011)	46
Aaron Rodgers (2011)	45
Dan Marino (1986)	44
Drew Brees (2012)	43
Matthew Stafford (2011)	41
Kurt Warner (1999)	41
Aaron Rodgers (2016)	40
Andrew Luck (2014)	40



TOM BRADY

NEWS & NOTES

SINGLE GAME NOTES

50-YARD DOUBLE DOWN

Brady has thrown at least two 50-yard passes in the same game 12 times in his career. His career best came in 2009 with three 50-yard strikes in one game.

BRADY'S GAMES WITH AT LEAST TWO 50-YARD PASSES

10/9/05 @ Atlanta

55t (3Q) Bethel Johnson
51 (1Q) Deion Branch

1/14/06 @ Denver *AFC Divisional Playoff Round

73 (4Q) Deion Branch
51 (2Q) Andre' Davis

12/31/06 @ Tennessee

62t (3Q) Reche Caldwell
52 (1Q) Corey Dillon

12/9/07 vs. Pittsburgh

63t (2Q) Randy Moss
56t (3Q) Jabar Gaffney >Flea-flicker w/R. Moss

11/15/09 @ Indianapolis

63t (2Q) Randy Moss
55 (1Q) Randy Moss

12/06/09 @ Miami

58t (1Q) Randy Moss
58 (2Q) Wes Welker
81t (3Q) Sam Aiken

11/22/12 @ NY Jets

83t (2Q) Shane Vereen
56t (2Q) Julian Edelman

11/03/13 vs. Pittsburgh

57 (2Q) Danny Amendola
81t(4Q) Aaron Dobson

11/15/15 at New York Giants

76t (4Q) Rob Gronkowski
54(4Q) Brandon LaFell

10/30/16 at Buffalo

53t (1Q) Chris Hogan
53t(2Q) Rob Gronkowski

12/04/16 vs. Baltimore

61 (2Q) James White
79t (4Q) Chris Hogan

11/19/17 at Oakland

52 (2Q) Brandin Cooks
64t (3Q) Brandin Cooks

BRADY THROWS FOR SECOND-HIGHEST TOTAL

Tom Brady threw for 466 yards at Buffalo (9/20/15), the second-highest single-game mark of his career and the most ever against Buffalo, eclipsing the 464 yards by George Blanda in 1961.

MOST PASSING YARDS IN A GAME IN PATRIOTS HISTORY

Player	Date	Opp	Att	Cmp	Yds	TD	Int
Tom Brady	9/12/11	MIA	48	32	517	4	1
Tom Brady	9/20/15	BUF	59	38	466	3	0
Tom Brady	9/17/17	NO	39	30	447	3	0
Tom Brady	12/16/12	SF	65	36	443	1	2
Tom Brady	11/03/13	PITT	33	23	432	4	0
Drew Bledsoe	11/13/94	MIN	70	45	426	3	0
Drew Bledsoe	11/23/98	MIA	54	28	423	2	2
Tom Brady	9/18/11	SD	40	31	423	3	0

SPREADING THE WEALTH

Brady completed passes to 10 different receivers in the win at Buffalo (10/12/14). It was the 10th time in his career he has completed passes to 10 different receivers in a game and the first time since 12/8/13 vs. Cleveland.

BRADY HANGS 50

Brady and the Patriots knocked off Jacksonville, 51-17, on Sept. 27, 2015, the eighth time that New England scored at least 50 points in a game started by Brady, the most in NFL history. Pro Football Hall of Famer Len Dawson (6) is second. Brady's eight 50-point games are more than 20 current teams have in their entire history.

Date	Opponent	Score
10/28/07	vs. Washington	52-7
11/18/07	at Buffalo	56-10
10/18/09	vs. Tennessee	59-0
09/30/12	at Buffalo	52-28
11/18/12	vs. Indianapolis	59-24
11/03/13	vs. Pittsburgh	55-31
10/26/14	vs. Chicago	51-23
09/27/15	vs. Jacksonville	51-17

300 IN A HALF

Brady had his fifth 300-yard half and his second 300-yard first half after throwing for 302 yards in the first half at New Orleans (9-17-17).

YARDS	GAME	HALF
367	vs. San Francisco (12-16-12)	2nd half
345	vs. Tennessee (10-18-09)	1st half
323	vs. Cleveland (12-08-13)	2nd half
306	at Miami (9-12-11)	2nd half
302	at New Orleans (9-17-17)	1st half



PATRIOTS OFFENSIVE NOTES

C DAVID ANDREWS

FOOTBALL FAMILY

David Andrews is the nephew of long-time NFL head coach and player Dan Reeves. Andrews said the bond between the two is still strong and he still seeks Reeves' advice.

"Not many people in my family know what it's like to play in the NFL," he told the *Boston Globe*. "So he's kind of the only one I can bounce things off or someone who might understand what it's like, so it's definitely cool."

RB BRANDON BOLDEN

BETTER THAN AVERAGE

Brandon Bolden's 8.6-yard average at Buffalo (9/30/12) is tied for the third highest all-time in a single game for the Patriots among running backs with at least 15 rushing attempts. Bolden earned the FedEx Ground Player of the Week for his performance.

HIGHEST RUSHING AVERAGE/SINGLE GAME (MIN. 15 RUSHING ATTEMPTS)

Player	Average
Curtis Martin	9.6 (17-164 vs. Washington, Oct. 13, 1996)
Tony Collins	9.2 (23-212 vs. N.Y. Jets, Sept. 18, 1983)
Sammy Morris	8.6 (16-138 vs. Denver, Oct. 20, 2008)
Jim Nance	8.6 (17-146 at Houston, Dec. 11, 1966)
Brandon Bolden	8.6 (16-137 at Buffalo, Sept. 30, 2012)
Stevan Ridley	8.5 (15-127 at St. Louis, Oct. 28, 2012)

BOLDEN FORCES THE ISSUE

RB Brandon Bolden forced a fumble on a kickoff vs. Houston (9/22/16) that was recovered by S Duron Harmon. It was Bolden's third career forced fumble on a kickoff.

He forced a fumble on a kickoff vs. Cincinnati (10/5/14) that was returned 9 yards for a touchdown by DB Kyle Arrington. He also forced a fumble on a kickoff at the New York Giants (11/15/15).

FOOTBALL FAMILY TRADITION

Bolden's grandfather, Frank Pitts, played 10 years in the NFL (1965-74) as a receiver for Kansas City, Cleveland and Oakland. He was with Kansas City for two Super Bowls, losing Super Bowl I and winning Super Bowl IV. Said Bolden about his grandfather, "I remember being six years old, him popping in a high-light film of Super Bowl I and IV. I've seen that tape at least 500 times."

BOLDEN BLOCK PARTY

Brandon Bolden blocked his first NFL punt in the win at San Diego (12/7/14) to give the Patriots a first down at the Chargers 25-yard line. The ensuing drive resulted in a touchdown.

RB REX BURKHEAD

A SELFLESS CAUSE

As a junior at the University of Nebraska, Rex formed a close bond with a 5-year old fan of his, Jack Hoffman, who had been diagnosed with brain cancer. During that 2011 season, Rex wore a wristband with the phrase "Team Jack - Pray" which helped bring pediatric brain cancer into the national spotlight. Burkhead hosted Hoffman for a lunch, provided a personal tour of Memorial Stadium and has since joined the board of directors of the "Team Jack Foundation," which has raised more than \$4 million dollars to fight pediatric brain cancer since 2013. Rex recently hosted a fund raiser this past offseason at his high school alma mater that raised roughly \$45,000. In 2013, Jack Hoffman's touchdown run during Nebraska's spring football scrimmage went viral and earned him an ESPY award.

WR BRANDIN COOKS

OVERCOMING ADVERSITY

Brandin Cooks, the youngest of four children, lost his father to a heart attack at the age of six. His mother was forced to pick up a second job at an after school program on top of her regular 3:00 a.m. shift at a local warehouse in order to keep food on the table for the boys. Eager to take some of the burden of raising four boys off his mother, Brandin committed himself to athletics where he excelled at both track and field, as well as football, on his way to earning a scholarship to Oregon State University.

COOKS REACHES 1,000

WR Brandin Cooks (1,082) reached 1,000 yards for the third straight season in 2017. He became the 11th Patriots player to reach 1,000 yards receiving.



PATRIOTS OFFENSIVE NOTES

TE ROB GRONKOWSKI

GRONK LEADS TIGHT ENDS

Rob Gronkowski finished first among all tight ends with 1,084 receiving yards. It is the fourth time that he has led all tight ends in receiving yards. He led with 1,327 yards in 2011, 1,124 yards in 2014 and 1,176 yards in 2015. Only two tight ends have led in receiving yards at the position more than four times – Tony Gonzalez (7) and Shannon Sharpe (5).

RECEIVING YARDS RECORD

Rob Gronkowski finished the 2011 season with 1,327 receiving yards, surpassing San Diego's Kellen Winslow's 1980 record of 1,290 receiving yards for most receiving yards in a season by a tight end. Gronkowski (1,176) reached 1,000 yards for the third time in 2015 and had 11 touchdowns in 2015 for his fifth season with 10 or more touchdowns. The 1,176 yards led all tight ends in 2015 and is 10th all-time for a tight end in NFL history. He enters the final week of 2017 first among all tight ends with 1,084 yards.

MOST RECEIVING YARDS BY TIGHT END IN THE NFL

Player	Yards	Year
Rob Gronkowski	1,327	2011
Jimmy Graham (NO)	1,310	2011
Kellen Winslow (SD)	1,290	1980
Tony Gonzalez (KC)	1,258	2004
Todd Christensen (Raiders)	1,247	1983
Jimmy Graham (NO)	1,215	2013
Jackie Smith (STL)	1,205	1967
Tony Gonzalez (KC)	1,203	2000
Pete Retzlaff (PHI)	1,190	1965
Rob Gronkowski	1,176	2015

MOST RECEIVING YARDS BY A PATRIOTS TIGHT END

Player	Yards	Year
Rob Gronkowski	1,327	2011
Rob Gronkowski	1,176	2015
Ben Coates	1,174	1994
Rob Gronkowski	1,158	2015
Rob Gronkowski	1,124	2014
Rob Gronkowski	1,084	2017
Ben Coates	915	1995
Aaron Hernandez	910	2011
Marv Cook	808	1991
Don Hasselbeck	808	1981

MOST RECEPTIONS BY A PATRIOTS TIGHT END

Player	Rec.	Year
Ben Coates	96	1994
Rob Gronkowski	90	2011
Ben Coates	84	1999
Rob Gronkowski	82	2014
Marv Cook	82	1991

GRONKOWSKI JOINS ELITE TE CLUB

Rob Gronkowski eclipsed 1,000 yards receiving and 10+ touchdowns for the third time in his career in 2015 and is the only tight end in NFL history with three 1,000-yard and double-digit TD seasons. He had 1,084 yards and eight touchdowns in 2017.

TIGHT ENDS WITH TWO 1,000-YARD RECEIVING AT 10+TD SEASONS

Player	Team	Season	Rec. Yards	Touchdowns
Rob Gronkowski	NE	2011	1,327	17
Jimmy Graham	NO	2011	1,310	11
Jimmy Graham	NO	2013	1,215	16
Rob Gronkowski	NE	2015	1,176	11
Rob Gronkowski	NE	2014	1,124	12

SPECIAL CONNECTION

Since Rob Gronkowski entered the NFL in 2010, he and Tom Brady have connected on 75 touchdown passes, the most among any NFL duo.

MOST TOUCHDOWN CONNECTIONS SINCE 2010

Tom Brady and Rob Gronkowski	75
Aaron Rodgers and Jordy Nelson	61
Philip Rivers and Antonio Gates	55

MULTI-SCORE GAMES

Gronkowski has had two or more touchdowns in a game 16 times. Gronkowski passed Randy Moss (15) for the franchise record for most games with at least two touchdowns after he scored two touchdowns vs. Miami on Nov. 26, 2017.

PATRIOTS RECORD FOR MOST GAMES WITH MULTIPLE TDS

Rob Gronkowski	16
Randy Moss	15
Corey Dillon	13
Stanley Morgan	11

MOST GAMES WITH MULTIPLE TOUCHDOWNS BY AN NFL TIGHT END

Antonio Gates	21
Tony Gonzalez	18
Rob Gronkowski	16
Jimmy Graham	15

GRONKOWSKI DOUBLE-DIGIT TDS

Gronkowski became the first tight end in NFL history to have five seasons with 10 or more touchdowns. Gronkowski finished the 2017 season with 8 TDs.

NFL TIGHT ENDS WITH MOST 10-PLUS TOUCHDOWN SEASONS

Rob Gronkowski	5 – 2010 (10), 2011 (18), 2012 (11), 2014 (11), 2015 (11)
Antonio Gates	4 – 2004 (13), 2005 (10), 2010 (10), 2014 (12)
Jimmy Graham	4 – 2011 (11), 2013 (16), 2014 (10), 2017 (10)
Tony Gonzalez	3 – 1999 (11), 2003 (10), 2008 (10)
Dallas Clark	2 – 2007 (11), 2009 (10)
Vernon Davis	2 – 2009 (13), 2013 (13)
Shannon Sharpe	2 – 1996 (10), 1998 (10)
Wesley Walls	2 – 1996 (10), 1999 (12)
Julius Thomas	2 – 2013 (12), 2013 (12)

MOST 10-PLUS TOUCHDOWN SEASONS / PATRIOTS HISTORY

5 Rob Gronkowski – 2010-12, 2014-15
3 Randy Moss – 2007-09
3 Corey Dillon – 2004-06
2 BenJarvus Green-Ellis – 2010-11
2 Curtis Martin – 1995-96
2 Stanley Morgan – 1979, 1986

1,000-YARDS SEASONS

Rob Gronkowski (1,084) reached 1,000 yards in 2017 for the fourth time in his career and joins Tony Gonzalez and Jason Witten as the only tight ends in NFL history with four 1,000-yard seasons.

NFL TIGHT ENDS WITH AT LEAST TWO 1,000-YARD SEASONS

Rob Gronkowski	4 – 2011, 14, 15, 17
Tony Gonzalez	4 – 2000, 04, 07, 08
Jason Witten	4 – 2007, 09, 10, 12
Kellen Winslow, Sr.	3 – 1980, 81, 83
Shannon Sharpe	3 – 1994, 96, 97
Todd Christensen	3 – 1983, 84, 86
Greg Olsen	3 – 2014, 15, 16
Antonio Gates	2 – 2005, 09
Jimmy Graham	2 – 2011, 13
Ozzie Newsome	2 – 1981, 84
Travis Kelce	2 – 2016, 17



PATRIOTS OFFENSIVE NOTES

TIGHT END TD RECORD

Gronkowski set an NFL record for most touchdowns by a tight end with 18 overall touchdowns in 2011 (17 receiving and 1 rushing).

MOST TOTAL TDs BY A TIGHT END IN A SINGLE NFL SEASON

TDs	Player	Team	Year
18	Rob Gronkowski	NE	2011 (17 rec., 1 rush)
16	Jimmy Graham	NO	2013 (16 rec.)
13	Tyler Eifert	CIN	2015 (13 rec.)
13	Vernon Davis	SF	2013 (13 rec.)
13	Vernon Davis	SF	2009 (13 rec.)
13	Antonio Gates	SD	2004 (13 rec.)

MOST TD RECEPTIONS BY A TIGHT END IN A SINGLE NFL SEASON

TDs	Player	Team	Year
17	Rob Gronkowski	NE	2011
16	Jimmy Graham	NO	2013
13	Tyler Eifert	CIN	2015
13	Vernon Davis	SF	2013
13	Vernon Davis	SF	2009
13	Antonio Gates	SD	2004

TE TD CLUB

Gronkowski now has 76 career touchdown receptions, third all-time by a tight end.

MOST TOUCHDOWN RECEPTIONS BY AN NFL TIGHT END

Player	Total Career TDs
Antonio Gates	114
Tony Gonzalez	111
Rob Gronkowski	76
Jimmy Graham	69
Jason Witten	68
Shannon Sharpe	62
Jerry Smith	60
Vernon Davis	60

BRADY TO GRONK ON REPEAT

THE MOST TD CONNECTIONS BETWEEN A QB AND A TE IN NFL HISTORY

Quarterback	Tight End	Team	TD Connections
Philip Rivers	Antonio Gates	LA Chargers	87
Tom Brady	Rob Gronkowski	New England	75
Drew Brees	Jimmy Graham	New Orleans	51
Drew Bledsoe	Ben Coates	New England	45
Peyton Manning	Dallas Clark	Indianapolis	44
Sonny Jurgensen	Jerry Smith	Washington	43
Dan Fouts	Kellen Winslow	San Diego	41
John Elway	Shannon Sharpe	Denver	41
Ben Roethlisberger	Heath Miller	Pittsburgh	41

BRADY TO GRONK - 5TH PLACE ALL-TIME

Quarterback	Receiver	Touchdown Connections
Peyton Manning	Marvin Harrison	112
Philip Rivers	Antonio Gates	87
Steve Young	Jerry Rice	85
Dan Marino	Mark Clayton	79
Tom Brady	Rob Gronkowski	75
Drew Brees	Marques Colston	72
Peyton Manning	Reggie Wayne	67
Jim Kelly	Andre Reed	65
Aaron Rodgers	Jordy Nelson	65
Johnny Unitas	Raymond Berry	63
Brett Favre	Antonio Freeman	57

SPECIAL CONNECTION I

Rob Gronkowski and Tom Brady have connected for 7,104 yards, the third-most between a quarterback and a tight end in NFL history.

MOST RECEIVING YARDS BETWEEN A QB AND A TIGHT END IN NFL HISTORY

Quarterback	Tight End	Team	Rec. Yds.
Philip Rivers	Antonio Gates	LA Chargers	8,938
Tony Romo	Jason Witten	Dallas	7,287
Tom Brady	Rob Gronkowski	New England	7,104

SPECIAL CONNECTION II

Rob Gronkowski has 7,104 receiving yards from Tom Brady and moved past Wes Welker for the most receiving yards from Brady.

MOST RECEIVING YARDS FROM TOM BRADY

Player	Receiving Yards
Rob Gronkowski	7,104
Wes Welker	6,300
Julian Edelman	4,264

DOUBLE-DIGIT TD SEASONS

Gronkowski is the first tight end in NFL history to have three straight 10-plus touchdown seasons.

CONSECUTIVE 10-PLUS TD SEASON BY A TE/NFL HISTORY

3 Rob Gronkowski	10 in 2010, 18 in 2011, 11 in 2012
2 Antonio Gates	13 in 2004 and 10 in 2005

THREE STRAIGHT 10-TD SEASONS

Gronkowski had three straight 10-touchdown seasons (10 in 2010, 18 in 2011 and 11 in 2012). Gronkowski joins Randy Moss (2007, 2008 and 2009) and Corey Dillon (2004, 2005, 2006) as the only Patriots with three straight 10-plus touchdown seasons. He is the first Patriots with five 10-plus touchdown seasons overall after reaching 11 touchdowns in 2015.

CONSECUTIVE 10-PLUS TD SEASONS / PATRIOTS HISTORY

3 Rob Gronkowski - 2010, 2011, 2012
3 Randy Moss - 2007, 2008, 2009
3 Corey Dillon - 2004, 2005, 2006
2 BenJarvus Green-Ellis - 2010, 2011
2 Curtis Martin - 1995, 1996

MOST 10-PLUS TOUCHDOWN SEASONS / PATRIOTS HISTORY

5 Rob Gronkowski - 2010, 2011, 2012, 2014 and 2015
3 Randy Moss - 2007, 2008, 2009
3 Corey Dillon - 2004, 2005, 2006
2 BenJarvus Green-Ellis - 2010, 2011
2 Curtis Martin - 1995, 1996
2 Stanley Morgan - 1979, 1986

GRONK FOURTH FASTEST 70 TD REC.

Rob Gronkowski scored his 70th career touchdown reception on a 5-yard pass from QB Tom Brady vs. Houston (9/24/17) and became the fastest tight end to reach 70 career touchdown receptions, doing so in his 91st career game.

FEWEST GAMES TO REACH 70 TD RECEPTIONS AMONG ALL NFL TIGHT ENDS

Rob Gronkowski	91
Antonio Gates	122
Tony Gonzalez	183

FEWEST GAMES TO REACH 70 TD RECEPTIONS OVERALL

Lance Alworth	80
Jerry Rice	81
Don Hutson	85
Randy Moss	89
Rob Gronkowski	91
Marvin Harrison	102
Dez Bryant	102

GRONK JOINS ELITE GROUP TO REACH 75 TD RECEPTIONS IN FIRST 100 GAMES

Gronkowski joins an elite group that reached 70 touchdown receptions in their first 100 games.

PLAYER	RECEIVING TOUCHDOWNS THROUGH 100 GAMES
Jerry Rice	87
Don Hutson	86
Randy Moss	84
Lance Alworth	78
Rob Gronkowski	75



PATRIOTS OFFENSIVE NOTES

GRONK GOES OVER 100 AGAIN

Gronkowski matched his personal best with five 100-yard games in 2015. He also had five in 2011. The NFL record for most 100-yard games in a season by a tight end is six by Tony Gonzalez (2004 and 2000) and Jimmy Graham (2013). The Patriots record for most 100-yard games in a season is nine by Randy Moss (2007) and Stanley Morgan (1986). Gronkowski had three 100-yard games in 2017.

MOST 100-YARD RECEIVING GAMES IN A SINGLE SEASON BY A TE

Player	Season	100-Yard Games
Tony Gonzalez	2004	6
Tony Gonzalez	2000	6
Jimmy Graham	2013	6
Rob Gronkowski	2015	5
Rob Gronkowski	2011	5

MOST TD CATCHES BY A PATS TE

MOST TD CATCHES IN A SEASON BY A PATRIOTS TE

Player	Year	Rec	Yds	Avg	Lg	TD
Rob Gronkowski	2011	90	1,327	14.7	52t	17
Rob Gronkowski	2014	82	1,124	13.7	48t	12
Rob Gronkowski	2015	72	1,176	16.3	76T	11
Rob Gronkowski	2012	55	790	14.4	41	11
Rob Gronkowski	2010	42	546	13	28	10
Ben Coates	1996	62	682	11	84t	9

Gronkowski finished the 2011 season with 90 receptions, posting the 15th season with 90 or more receptions by a tight end in NFL history

IN GOOD COMPANY

In 2011, Rob Gronkowski joined Dallas Clark, Jimmy Graham, Tony Gonzalez and Todd Christensen, as the only tight ends in NFL history with 90-plus receptions, 1,000-plus yards and 10-plus touchdown receptions in a single season.

TIGHT ENDS WITH 90-PLUS RECEPTIONS, 1,000-PLUS YARDS AND 10-PLUS TOUCHDOWNS IN A SEASON

Player	Rec.	Yards	TDs	Year
Rob Gronkowski (NE)	90	1,327	17	2011
Jimmy Graham (NO)	99	1,310	11	2011
Dallas Clark (IND)	100	1,106	10	2009
Tony Gonzalez (KC)	96	1,058	10	2008
Todd Christensen (LAR)	92	1,247	12	1983

GRONK NETS 26th 100-YD GAME

Gronkowski finished with a career-best 168 yards at Pittsburgh on Dec. 17, 2017 for his 26th 100-yard receiving game, the second most by a tight end in NFL history to the 31 by Tony Gonzalez.

MOST 100-YARD RECEIVING GAMES IN PATRIOTS HISTORY

Stanley Morgan	38
Wes Welker	28
Rob Gronkowski	26
Randy Moss	18

MOST 100-YARD GAMES BY A PATRIOTS TIGHT END

Player	100-Yard Games
Rob Gronkowski	26
Ben Coates	9

MOST 100-YARD GAMES BY A TIGHT END IN NFL HISTORY

Player	100-Yard Games
Tony Gonzalez	31
Rob Gronkowski	26
Kellen Winslow	24
Jackie Smith	22
Antonio Gates	21
Jason Witten	21
Shannon Sharpe	19

Gronkowski had 168 yards receiving in the win at Pittsburgh on Dec. 17, 2017 and now has seven career games with 140 or more yards, tied with Shannon Sharpe (7) for the most by a tight end in NFL history.

SECOND TO ONE

Gronkowski finished the 2011 season with 18 overall touchdowns (17 receiving, 1 rushing), passing Curtis Martin (17 overall in 1996) for the second highest single season total in Patriots history.

PATRIOTS RECORD BOOK / MOST TOUCHDOWNS IN A SEASON

Player	Season	TDs
Randy Moss	2007	23
Rob Gronkowski	2011	18
LeGarrette Blount	2016	18
Curtis Martin	1996	17

FINDING A WAY TO SCORE

Rob Gronkowski has the second highest touchdown per reception percentage in NFL history among players with at least 200 receptions since the 1970 merger.

Player, Team	Rec	TD	Pct.
Mike Quick, Philadelphia	363	61	16.8
Rob Gronkowski, New England	474	76	16.0
Wesley Walker, New York Jets	438	71	16.2
Randy Moss, MIN, OAK, NE, TEN, SF	982	156	15.9

ALL-PURPOSE PLAYER

In 2011, Gronkowski became the second tight end in NFL history to rush for a touchdown, catch a touchdown, record a tackle and return a kickoff in the same season. Bo Scaife was the first to accomplish the feat in 2006 with Tennessee.

END ZONE DOUBLE DOWN

Gronkowski's seven games with two or more touchdowns in 2011 are an NFL record for a tight end. Antonio Gates (San Diego in 2004) and Jerry Smith (Washington in 1967) each had four two-touchdown games. Gronkowski has 15 such games in his NFL career.

MOST GAMES WITH 2+ TD RECEPTIONS/SEASON

8	Randy Moss (Patriots)	2007
7	Rob Gronkowski (Patriots)	2011
7	Cris Carter (Minnesota)	1995
7	Jerry Rice (San Francisco)	1987

LEAGUE LEADER

76

Gronkowski's 76 touchdown receptions since the start of the 2010 season are the most in the NFL. His 77 overall touchdowns, are tied with LeSean McCoy for the most during that time.

MOST TOUCHDOWN RECEPTIONS SINCE 2010

Player	Touchdowns
Rob Gronkowski	76
Dez Bryant	73
Jimmy Graham	69
Jordy Nelson	65
Calvin Johnson	62

MOST TD RECEPTIONS BY A TIGHT END SINCE 2010

Player	Touchdowns
Rob Gronkowski	76
Jimmy Graham	69
Antonio Gates	55
Jason Witten	41
Greg Olsen	38
Vernon Davis	38
Kyle Rudolph	37
Julius Thomas	36



PATRIOTS OFFENSIVE NOTES

FOUR 3+ TD GAMES

With his three touchdowns against Pittsburgh (9/10/15), Gronkowski tied the Patriots record for most games with three or more touchdowns (4). His four three-touchdown performances are also most in the NFL since 2010.

MOST GAMES WITH THREE OR MORE TDS (REGULAR SEASON)

4	Rob Gronkowski
4	Randy Moss
2	LeGarrette Blount
2	Billy Lott
2	Curtis Martin
2	Larry Garron
2	Sam Cunningham

MOST THREE-TD GAMES SINCE 2010

Player	Team	Games with three or more Rec. TDs.
Rob Gronkowski	Patriots	3
Doug Baldwin	Seahawks	3
Odell Beckham Jr.	NY Giants	2
Antonio Brown	Pittsburgh	2
Michael Crabtree	Oakland	2
Victor Cruz	NY Giants	2
Vincent Jackson	San Diego	2
Calvin Johnson	Detroit	2
Brandon Marshall	Chicago	2
Jordy Nelson	Green Bay	2
Demaryius Thomas	Denver	2

WR CHRIS HOGAN

UNCONVENTIONAL JOURNEY

Despite a successful three year lacrosse career at Penn State, Hogan, also a standout football player in high school, said that playing college football was always in the back of his mind. Having redshirted his sophomore year of lacrosse, Hogan had an extra year of athletic eligibility following his fourth academic year at Penn State. As the football itch still lurked in the back of his mind, Chris played his final year of eligibility with the Monmouth football team, and at the end of the season joined in on some workouts with teammates who were training for the NFL Combine.

"I honestly didn't know if I had what it took to play in the NFL," Hogan wrote in the Tribune. "Still, it was one of those things where I didn't want to look back in five years and be like, 'Man, I wish I would've tried.'"

Chris did not get invited to compete in that year's Combine, but turned heads during a Pro Day held at Fordham. Later that summer, he signed with the San Francisco 49ers as an undrafted free agent.

G TED KARRAS

SCHOOL'S NOT OUT

Although he already owns a bachelor's degree in communications and a master's degree in recreation, sport and tourism from his time at University of Illinois, Ted Karras hasn't completely given up his notebook for an NFL play book. Along with teammate Joe Thuney, Karras is pursuing his MBA from Indiana University thanks to an NFLPA program that provides tuition assistance for players while navigating a busy NFL schedule.

"It just seems to be that everyone keeps wanting to pay for my school, so I'm not going to turn it down," Karras told the Boston Globe.

Karras and Thuney began their MBA pursuit two weeks after the Patriots Super Bowl LI victory by taking online classes and Skyping with professors from Indiana University's Kelley School of Business up until training camp.

RB DION LEWIS

LEWIS ECLIPSES 100-YD MARK

RB Dion Lewis finished with 112 rushing yards vs. Miami on Nov. 26, 2017, marking the first 100-yard performance of his career. He also surpassed the century mark for a second time this season vs. Buffalo on Dec. 24, 2017 with a career-high 129 yards. Since 2000, New England is 47-1 when a Patriot eclipses 100 yards rushing. The only loss during the Bill Belichick era came at Miami on Dec. 20, 2004, when Corey Dillon rushed for 121 yards on 26 carries and the Patriots lost to the Dolphins, 29-28. Since then, New England is 34-0 with a 100-yard rusher.

BETTER THAN AVERAGE

Dion Lewis finished the season with a 4.98 rushing average, (180-896) which was third in the NFL in 2017.

Highest Rushing Average in 2017

Alvin Kamara (New Orleans) - 6.07

Cam Newton (Carolina) - 5.42

Dion Lewis (Patriots) - 4.98

Mark Ingram (New Orleans) - 4.89

SECOND HALF SURGE

While RB Dion Lewis had a career year with a team-leading 896 rushing yard in 2017, he had a strong second half of the season. He had 625 rushing yards in the second half of the season, tying Oakland's Marshawn Lynch for the most second half yards in the NFL.

OL SHAQ MASON

A FAMOUS NAMESAKE

A noted sports fan and basketball enthusiast, Shaq's mother, Alicia McGuire, named him Shaquille Olajuwon Mason in 1993 after her two favorite NBA stars at the time, Shaquille O'Neal and Hakeem Olajuwon. The Tennessee native had the opportunity to meet one of his namesakes at a Memphis Grizzlies game while O'Neal was a member of the Miami Heat, receiving a special meet-and-greet and having his jersey signed.

WR MATTHEW SLATER

LIKE FATHER LIKE SON

Matthew Slater is one of 10 sons of Hall of Fame members to be drafted in NFL history.

HALL OF FAME FATHERS WITH SONS DRAFTED IN THE NFL

Jackie Slater (class of 2001) - son, Matthew Slater (NE)

Bobby Bell (class of 1983) - son, Bobby Bell (NYJ)

Tony Dorsett (class of 1994) - son, Anthony Dorsett (HOU)

Bob Griem (class of 1990) - son, Brian Griem (DEN)

Russ Grimm (class of 2010) - son, Cody Grimm (TB)

Howie Long (class of 2000) - son, Chris Long (STL)
son, Kyle Long (CHI)

Bruce Matthews (class of 2007) - son, Jake Matthews (ATL)

Don Shula (class of 1997) - son, Mike Shula (TB)

Kellen Winslow (class of 1995) - son, Kellen Winslow (CLE)

PRO BOWL RECORD

Matthew Slater has earned seven Pro Bowl invitations (2011-17) as a special teams player to match Steve Tasker (1987, 1990-95) for the most special teams Pro Bowl honors in NFL history. Slater is the only special teams player to earn seven consecutive Pro Bowls.



PATRIOTS OFFENSIVE NOTES

ALL-STAR COMBINATION

Matthew Slater has been voted the Pro Bowl for seven straight seasons, matching the seven that his father was voted to with the LA Rams. The Slater family's 14 combined Pro Bowls are the second most among father-son contingents to have been voted to at least one Pro Bowl each.

MOST FATHER AND SON PRO BOWL SELECTIONS

Players	Pro Bowls
Archie (2), Peyton (14) and Eli Manning (4)	20
Jackie (7) and Matthew Slater (7)	14

ELECTED TEAM LEADER

Patriots wide receiver Matthew Slater has been named to seven straight Pro Bowls (2011-17) for his special teams work, but perhaps more revealing of his value to New England is the fact that he was elected a captain by his teammates for the seventh straight season in 2017.

The special teams ace was willing to share his advice on being a great captain with high school football players in a story published by *The Boston Globe*. "I think first and foremost, you have to be able to put others before yourself. Being a captain and leadership is about serving, and to me, that means a great deal of sacrifice – putting aside personal agendas for the greater common goal. Leadership is equated with sacrifice. I think you have to be willing to do whatever it takes for the unit to succeed. I think you need to lead by example. A lot of times, it's about what you do, not what you say."

SLATER'S EMERGENCE WAS SPECIAL

Bill Belichick acknowledged Matthew Slater's role as a gunner on special teams: "Matt is one of the best in the league," Belichick said. "Any time the punt return team has to double somebody, that makes it one less guy they can use somewhere else in the return. He almost always draws two guys out there unless they're in an eight-man rush. Most of the time, there's two guys out there – fourth-and-short, where they're trying to protect the box – but he draws a lot of double teams, and deservedly so. He does an outstanding job of covering punts."

OL JOE THUNEY

THUNEY DOES HAVE THE SIZE

An Ohio native, Joe Thuney was told he may not have the size to play offensive line in the Big Ten conference for his hometown Ohio State Buckeyes. Settling on North Carolina State, Thuney went on to become a mainstay on the offensive line while also earning his bachelor's degree in accounting in just three years, added an internal affairs degree and also minored in Spanish.

BACK TO SCHOOL

Along with teammate Ted Karras, Joe Thuney has taken advantage of an NFL-PA program that assists its players in earning college degrees. After earning his degree in accounting while also studying international studies at N.C. State, Thuney is now pursuing his MBA through Indiana University's Kelley School of Business.

RB JAMES WHITE

WHITE CATCHES TD PASSES

RB James White has the most touchdown receptions by a running back in the NFL since 2015 with 12

RUNNING BACK WITH THE MOST RECEIVING TD SINCE 2015

Player	Team	TDs
James White	Patriots	12
Theo Riddick	Lions	10
David Johnson	Cardinals	8
Chris Thompson	Redskins	8
Danny Woodhead	Chargers/Ravens	7

WHITE HAS CAREER DAY

James White set career regular season highs with 10 receptions and 115 receiving yards vs. Philadelphia (12/6/15). White's 115 receiving yards are the second-highest such total for a Patriots running back since the 1970 AFL-NFL merger, trailing only Shane Vereen's team-record 153 receiving yards vs. Cleveland on Dec. 8, 2013. White tied his career high with 10 receptions vs Carolina on Oct. 1, 2017 and became the second Patriots running back with two regular games with at least 10 receptions.

PATRIOTS HISTORY / MOST RECEIVING YARDS IN A GAME BY A RUNNING BACK

Player	Date	Opp	Rec
Shane Vereen	12/08/13	CLE	153
Dick Christy	11/04/60	OAK	124
Joe Johnson	11/25/60	HOU	123
James White	12/06/15	PHI	115
Larry Garron	12/11/66	HOU	113
Tony Collins	10/27/85	TB	109
Kevin Faulk	11/10/02	CHI	109
Kevin Faulk	11/23/03	HOU	108
Billy Lott	10/22/61	BUF	108

PATRIOTS HISTORY / MOST RECEPTIONS IN A GAME BY A RUNNING BACK

Player	Date	Opp	Rec
Shane Vereen	12/08/13	CLV	12
Tony Collins	11/29/87	PHI	11
Kevin Faulk	09/03/20	TB	11
Leroy Thompson	11/13/94	MIN	11
James White	10/01/17	CAR	10
James White	12/06/15	PHI	10
Tony Collins	11/16/86	LAR	10
Tony Collins	09/28/86	DEN	9
Kevin Faulk	12/29/02	MIA	9

SUPER BOWL RECORD SETTER

James White set a Super Bowl record with 14 receptions for 110 yards. The previous high was 13 receptions by WR Demaryius Thomas of Denver in Super Bowl XLVII.

MOST RECEPTIONS IN A SUPER BOWL / GAME

14 James White vs. Atlanta - Super Bowl LI
13 Demaryius Thomas vs. Seattle - Super Bowl XLVII
11 Dan Ross vs. San Francisco - Super Bowl XVI
11 Jerry Rice vs. San Diego - Super Bowl XXIX
11 Wes Welker vs. N.Y. Giants - Super Bowl XLII
11 Shane Vereen vs. Seattle - Super Bowl XLIX

White also set a Super Bowl record by scoring 20 points with two rushing touchdowns, one touchdown reception and one two-point conversion.

MOST POINTS SCORED IN A SUPER BOWL / GAME

20 James White - Super Bowl LI
18 Roger Craig - Super Bowl XIX
18 Jerry Rice - Super Bowl XXIV
18 Ricky Watters - Super Bowl XXIX
18 Terrell Davis - Super Bowl XXXII

MOST TOUCHDOWNS IN A SUPER BOWL / GAME

3 James White, Super Bowl LI – (2 rushing and 1 receiving)
3 Roger Craig, Super Bowl XIX – (1 rushing, 2 receiving)
3 Jerry Rice, Super Bowl XXIV – (3 receiving)
3 Ricky Watters, Super Bowl XXIX – (1 rushing, 2 receiving)
3 Terrell Davis, Super Bowl XXXII – (3 rushing)

RUNNING BACK RECEPTIONS

RB James White had 56 catches in 2017. The Patriots record for most receptions by a running back is 77 by Tony Collins in 1986.

MOST RECEPTIONS IN A SEASON BY A PATRIOTS RUNNING BACK

77 Tony Collins in 1986
65 Leroy Thompson in 1994
60 James White in 2016
58 Kevin Faulk in 2008
56 James White in 2017



PATRIOTS DEFENSIVE NOTES

DL ADAM BUTLER

CAREER DEFINING CONTEST

Adam Butler arrived at Vanderbilt as an accomplished high school offensive lineman and spent his freshman season redshirting as a backup at center and guard. During his first offseason, Butler entered a rib eating contest, which judges ruled his team had lost. Butler disagreed and began arguing with the judges. Then Commodore defensive coordinator Bob Shoop was in attendance and witnessed Butler's demeanor and was impressed with his competitive attitude. Shoop convinced then head coach James Franklin to ask Butler to transition to defense.

"Coach Franklin brought me into his office and he asked me what I wanted, and I wanted whatever was best for the team," Butler told *The Tennessean*. "Because we were so short on defensive linemen at that time, that's how it happened."

CB MALCOLM BUTLER

WHAT'S IN A NAME

During his rookie season in 2014, Malcolm Butler was nicknamed "Strap" by former teammate Jamie Collins, alluding to his ability to so closely cover receivers on the field. In 2015, some teammates started calling him "Scrap" for his scrappy style of play, giving Butler two unique, albeit similar-sounding, nicknames.

BUTLER HAS FIRST TWO-PICK GAME

CB Malcolm Butler had his first career two-interception game in the win vs. NY Jets (12/24/16). It is the first time a Patriots player has had two picks in a game since CB Logan Ryan had two interceptions at Baltimore on Dec. 22, 2013.

THE BUTLER DID IT - THREE TIMES

Butler had three total takeaways with two interceptions and a fumble recovery in the second quarter vs. the NY Jets (12/24/16). It is the first time that a Patriots player has had three takeaways in the same game since Steve Gregory had two fumble recoveries and an interception at N.Y. Jets (11/22/12).

FIRST CAREER SACK

CB Malcolm Butler recorded his first NFL sack when he dropped Buffalo QB Tyrod Taylor for a 13-yard loss in the fourth quarter of the victory vs. Buffalo (12/24/17).

DL TREY FLOWERS

FLOWERS DOUBLES DOWN AGAIN

DL Trey Flowers had three two-sack games in 2016 and in the second-half of last season, he moved into a starting role. In his final eight games of the season he recorded seven sacks, ranking sixth in the NFL during that span.

Most Sacks in Second Half of 2016

Vic Beasley, Jr.	9
Cameron Wake	8.5
Danielle Hunter	8.5
Khalil Mack	8
Oliver Vernon	7.5
Trey Flowers	7

MULTI-SACK GAMES

MOST GAMES WITH 2+ SACKS 2016-17

Name	Multi-Sack Games
Calais Campbell (ARI/JAX)	6
Joey Bosa (SD/LAC)	5
Trey Flowers (Patriots)	5
Everson Griffen (Minnesota)	5
Cameron Heyward (Pittsburgh)	5
Ryan Kerrigan (Washington)	5
Terrell Suggs (Baltimore)	5
Vic Beasley Jr. (Atlanta)	4
Akiem Hicks (Chicago)	4
Chandler Jones (Arizona)	5
Khalil Mack (Oakland)	4
Von Miller (Denver)	4
Yannick Ngakoue (Jacksonville)	4
Jason Pierre-Paul (N.Y. Giants)	4
18 Players	3

DB DURON HARMON

HARMON SECURES THE WIN

Duron Harmon picked off Pittsburgh QB Ben Roethlisberger in the end zone with five seconds to play to secure a 27-24 win on Dec. 17, 2017. It was the fourth time overall that he has picked off a pass in the end zone to secure a win and the second time he has done so in 2017. He intercepted Houston QB DeShaun Watson in the end zone as time expired to secure the win on Sept. 24, 2017. He picked off Miami QB Ryan Tannehill in the end zone with nine seconds to play to secure the Patriots 31-24 win on Sept. 18, 2016, and Harmon intercepted a Joe Flacco pass in the end zone with 1:39 left to preserve the Patriots 35-31 lead in an AFC Divisional win vs. Baltimore on Jan. 10, 2015. Ten of his career 13 interceptions have been in the fourth quarter.

LB ERIC LEE

LEE MAKES EARLY IMPRESSION

DL Eric Lee started his first NFL game against Buffalo (12/3) and recorded his first NFL interception when he picked off QB Tyrod Taylor at the 1-yard line to end Buffalo's first offensive drive. It was the Patriots' fifth red zone takeaway, as they finished with a league-leading six in 2017. He also added a 4-yard sack in the first quarter and then was credited with a half sack later in the game. The week prior vs. Miami (11/26), Lee played in his first NFL game and recorded his first NFL sack.



PATRIOTS DEFENSIVE/SPECIAL TEAMS NOTES

DB DEVIN McCOURTY

DOUBLE TROUBLE: DB DEVIN McCOURTY

After being selected by the Patriots in the first round of the 2010 NFL Draft, DB Devin McCourty became part of a select group in league history. McCourty's identical twin brother, Jason, a cornerback now with Cleveland, was selected in the sixth round of the 2009 NFL Draft by Tennessee. The two are the 12th set of twins to play in the NFL. Devin redshirted for the 2005 season and therefore was a year behind his brother in eligibility. According to McCourty's mother, the two can only be told apart by tiny scars on their faces left by chickenpox. The McCourty twins are one of two active sets of twins currently playing in the NFL.

Current Twins Playing in the NFL

Devin (NE) and Jason McCourty (CLE)
Maurkice (PIT) and Mike Pouncey (MIA)

McCOURTY GOES LONG

Devin McCourty had a 104-yard kickoff return for a touchdown vs. N.Y. Jets (10/21/12), the second longest kickoff return in team history. Ellis Hobbs has the longest in team history with a 108-yard return for a touchdown at N.Y. Jets on Sept. 9, 2007. He was named AFC Special Teams Player of the Week for his performance.

Longest Kickoff return in Patriots History

Ellis Hobbs 108TD at New York Jets (9-9-07)
Devin McCourty 104TD vs. New York Jets (10-21-12)

IN GOOD COMPANY

Devin McCourty earned Associated Press All-Pro Second Team honors at safety in 2013 and 2016. He also earned Second Team All-Pro Honors as a rookie in 2010 when he played cornerback. McCourty joins Pro Football Hall of Famers Rod Woodson and Ronnie Lott as the only NFL players to earn All-Pro honors at both safety and cornerback.

BROTHERS IN ARMS

Devin, along with twin brother and Cleveland Browns defensive back Jason McCourty, has seen first-hand the effects of sickle cell disease. Both their aunt and uncle lived with the disease while their father carried the trait. Devin and Jason partnered with Embrace Kids Foundation to form their own "Tackle Sickle Cell" campaign aiming to educate the public, increase blood donations and raise money and awareness for the fight against sickle cell disease. Devin's work with the local Boston Children's Hospital has helped advance research of the disease with doctors now as close as they've ever been to a cure.

K STEPHEN GOSTKOWSKI

FRANCHISE SCORING LEADER

K Stephen Gostkowski became the Patriots all-time leader in points, passing Adam Vinatieri in 2014 vs. Miami (12/14).

Player	Points
Stephen Gostkowski	1,613
Adam Vinatieri	1,158
Gino Cappelletti	1,130

NFL SCORING LEADER

Gostkowski is the first NFL player with five 150 point seasons. His 156 points in 2017 are tied for the second most of his career and the second most in the NFL in 2017.

Patriots Record for Most Points in a Season

158	Stephen Gostkowski, 2013
156	Stephen Gostkowski, 2017
156	Stephen Gostkowski, 2014
155	Gino Cappelletti, 1964 (includes 7 TDs)
153	Stephen Gostkowski, 2012
151	Stephen Gostkowski, 2015
148	Stephen Gostkowski, 2008
147	Gino Cappelletti, 1961

NFL Record for Most Points by a Kicker

166	David Akers (SF) in 2011
164	Gary Anderson (MIN) in 1998
163	Jeff Wilkins (STL) in 2003
161	Mark Moseley (WAS) in 1983
158	Stephen Gostkowski (NE) in 2013
158	Matt Bryant (ATL) in 2016
158	Greg Zuerlein (LAR) in 2017
157	Mike Vanderjagt (Indianapolis) in 2003
156	Stephen Gostkowski (NE) in 2017
156	Stephen Gostkowski (NE) in 2014
153	Stephen Gostkowski (NE) in 2012
151	Stephen Gostkowski (NE) in 2015

NFL SCORING LEADER

Gostkowski has the 18th most points in NFL history.

MOST POINTS / LIFETIME

Morten Andersen	2,544
Adam Vinatieri	2,487
Gary Anderson	2,434
Jason Hanson	2,150
John Carney	2,062
Matt Stover	2,004
George Blanda	2,002
Jason Elam	1,983
John Kasay	1,970
Phil Dawson	1,817
Sebastian Janikowski	1,799
Norm Johnson	1,736
David Akers	1,721
Nick Lowery	1,711
Jan Stenerud	1,699
Ryan Longwell	1,687
Matt Bryant	1,624
Stephen Gostkowski	1,613
Eddie Murray	1,594
Al Del Greco	1,584

GOSTKOWSKI GOES LONG

Gostkowski kicked a franchise record 62-yard field goal against Oakland in Mexico City (11/19/17). Gostkowski had set a team record with a 58-yard field goal in the second quarter vs. Carolina on Oct. 1, 2017. It is the 18th field goal of 60 or more yards in NFL history.

LONGEST FIELD GOALS IN NFL HISTORY

Player	Team	Opponent	Date	Distance
Matt Prater	DEN	vs. TEN	12/08/13	64
Tom Dempsey	NO	vs. DET	11/08/70	63
Jason Elam	DEN	vs. JAX	10/25/98	63
Sebastian Janikowski	OAK	at DEN	09/12/11	63
David Akers	SF	vs. GB	09/09/12	63
Stephen Gostkowski	NE	at OAK	11/19/17	62
Matt Bryant	TB	vs. PHI	10/22/06	62

LONGEST FIELD GOALS IN PATRIOTS HISTORY

Player	Opponent	Date	Distance
Stephen Gostkowski	at OAK	11/19/17	62
Stephen Gostkowski	vs. CAR	10/01/17	58
Stephen Gostkowski	at DAL	10/11/15	57
Adam Vinatieri	at CHI	11/10/02	57
Adam Vinatieri	at STL	12/13/98	55
Matt Bahr	at MIA	11/12/95	55



PATRIOTS SPECIAL TEAMS NOTES

TEAM FG RECORD

Gostkowski moved past Adam Vinatieri (263) to become the Patriots all-time leader with 340 career field goals.

MOST FIELD GOALS IN PATRIOTS HISTORY

Stephen Gostkowski	340
Adam Vinatieri	263
Gino Cappelletti	176
John Smith	128

CONSECUTIVE EXTRA POINTS

Stephen Gostkowski set an NFL record for most consecutive extra points made in the regular season.

Most Consecutive (Kicking) PATS

478	Stephen Gostkowski, NE, 2006-2016
422	Matt Stover, BAL, IND 1996-2009
371	Jason Elam, DEN, 1993-2002
371	Jeff Wilkins, STL, 1999-2007
360	Jay Feely, ATL, NYG, MIA, NYJ, ARZ, CHI, 2002-14

EVEN STEPHEN

Gostkowski has connected on 87.6 percent of his regular season field goal attempts in his career, the best percentage in Patriots history. Additionally, Gostkowski's 87.6 field goal percentage is third-best among NFL kickers all-time.

PATRIOTS ALL-TIME LEADERS / FIELD GOAL PCT.

(Minimum 50 Attempts)

Player	Years	FGM	FGA	Pct.
Stephen Gostkowski	2006-17	340	388	.876
Adam Vinatieri	1996-05	263	321	.819
Matt Bahr	1993-95	55	72	.764

NFL ALL-TIME LEADERS / FIELD GOAL PCT.

(Minimum 50 Attempts)

Player	Years	FGM	FGA	Pct.
Justin Tucker	2012-17	202	224	90.2
Dan Bailey	2011-17	186	210	88.6
Stephen Gostkowski	2006-17	340	388	87.6
Steven Hauschka	2008-17	220	252	87.3
Robbie Gould	2005-17	325	374	86.9
Mike Vanderjagt	1998-06	230	266	86.5
Nate Kaeding	2004-12	181	210	86.2
Kai Forbath	2012-17	116	135	85.9
Matt Bryant	2002-17	368	429	85.8
Rob Bironas	2005-13	239	279	85.7
Shayne Graham	2001-15	277	324	85.5

GOSTKOWSKI HAS TEAM MARK

Gostkowski scored at least one point in 142 straight games, a franchise record. He set the new record in a win vs. Denver on Nov. 24, 2013. The record ended in the shutout loss vs. Buffalo on Oct. 2, 2016.

Patriots Record for Most Consecutive Games Scored

142	Stephen Gostkowski (12/17/06 to 10/02/16)
101	Adam Vinatieri (11/24/96 to 12/29/02)
101	John Smith (09/28/75 to 10/02/80)

1,000-POINT BENCHMARK

Gostkowski (1,613) reached the 1,000 point mark in only his 119th career game. He is the only kicker in NFL history to reach 1,000 career points in fewer than 120 career games played.

KICKERS TO REACH 1,000 POINTS IN FEWEST GAMES:

Player	Points	Games
Stephen Gostkowski	1,009	119
Mike Vanderjagt	1,004	126
Jason Elam	1,003	132
Ryan Longwell	1,002	136
Jan Stenerud	1,002	136

GOSTKOWSKI PILING ON

Gostkowski is the Patriots' all-time leading scorer in the postseason and is second for the most postseason points all-time.

Most Kicking Points in the Postseason

1. Adam Vinatieri	234
2. Stephen Gostkowski	180
3. David Akers	175
4. Gary Anderson	153
5. Mason Crosby	137
6. George Blanda	115
7. Matt Stover	106
8. Matt Bahr	103

MOST FIELD GOALS IN THE POSTSEASON

Adam Vinatieri - 56
David Akers - 39
Stephen Gostkowski - 34
Gary Anderson - 32
Mason Crosby - 26

Most Points in the Postseason

1. Adam Vinatieri	234
2. Stephen Gostkowski	180
3. David Akers	175
4. Gary Anderson	153
5. Mason Crosby	137
6. Jerry Rice	132
7t. Emmitt Smith	126
7t. Thurman Thomas	126
9. George Blanda	115
10. Matt Stover	106
11. Matt Bahr	103
12. Franco Harris	102

FIVE-TIME LEAGUE LEADER

Gostkowski led the NFL in scoring for the fourth straight season in 2015 with 151 points in 2015. He also led the NFL with 156 points in 2014, 158 points in 2013, 153 points in 2012 and 148 points in 2008. He joins Don Hutson and Gino Cappelletti as the only players to lead the NFL in scoring five times.

NFL Record for Most Seasons Leading the League in Scoring

5 Stephen Gostkowski (2008, 2012-15)
5 Don Hutson, Green Bay (1940-44)
5 Gino Cappelletti, Patriots (1961, 1963-66)
3 Earl Clark, Portsmouth (1932), Detroit (1935-36)
3 Pat Harder, Chicago Cardinals (1947-49)
3 Paul Hornung, Green Bay (1959-61)



PATRIOTS SPECIAL TEAMS NOTES

GOSTKOWSKI GAME WINNERS

Gostkowski has seven career regular season game-winning kicks and one in the playoffs. Those kicks are listed below.

GOSTKOWSKI'S CAREER GAME-WINNING FIELD GOALS

TIME LEFT	DISTANCE	FINAL SCORE	OPP	DATE
3:44 4th	32	23-21	ARI	09/11/2016
0:01 4th	54	27-16	NYG	11/15/2015
3:12 4th	53	34-31	HOU	12/01/2013
1:56, OT	31	34-31	DEN	11/24/2013
0:05, 4th	35	23-21	BUF	09/08/2013
1:56, OT	35	23-20	BAL	10/17/2010
11:02 OT	48	29-26	NYJ	10/21/2012
1:10, 4th	31	24-21	SD	01/14/2007*

*Postseason

GOSTKOWSKI DRILLS 300TH FG

K Stephen Gostkowski's 29-yard field goal in the first quarter vs. NY Jets (12/24/16) was his 300th career field goal. He is one of 31 NFL players to reach 300 career field goals.

Most Field Goals Among Active NFL Kickers

Adam Vinatieri	559
Phil Dawson	436
Sebastian Janikowski	414
Matt Bryant	368
Stephen Gostkowski	340

GOSTKOWSKI BREAKS HIS OWN TEAM RECORD

Gostkowski set a Patriots franchise record with 38 field goals in 2013 and now owns the top six field goal seasons in team history. His 37 field goal sin 2017 were one behind his record of 38 in 2013.

MOST FIELD GOALS MADE IN A SEASON/PATRIOTS

Player	Field Goals	Year
Stephen Gostkowski	38	2013
Stephen Gostkowski	37	2017
Stephen Gostkowski	36	2008
Stephen Gostkowski	35	2014
Stephen Gostkowski	33	2015
Tony Franklin	32	1986
Adam Vinatieri	31	2004
Adam Vinatieri	31	1998

ON THE MARK

Gostkowski made 92.5 (37-of-40) of his field goals in 2017. He is now tied with Adam Vinatieri for the most seasons at 90 percent in field goals with five.

PATRIOTS BEST FIELD GOAL PCT./SEASON

(Minimum 30 Attempts)				
Player	Years	FGM	FGA	Pct.
Stephen Gostkowski	2014	35	37	.946
Adam Vinatieri	2004	31	33	.939
Stephen Gostkowski	2013	38	41	.927
Stephen Gostkowski	2017	37	40	.925
Stephen Gostkowski	2015	33	36	.917
Stephen Gostkowski	2008	36	40	.900
Adam Vinatieri	2002	27	30	.900

GOSTKOWSKI KICKS CAREER-LONG FG

Gostkowski connected on a franchise record and the 18th field goal of 60 or more yards in NFL history when he kicked a 62-yarder in Mexico City against Oakland on Nov. 19, 2017. He beat his old mark, a 58-yarder that he had vs. Carolina on Oct. 1, 2017.

MOST 50-YARD FIELD GOALS IN TEAM HISTORY

Gostkowski has the most 50-yard field goals in New England history.

PATRIOTS RECORD FOR MOST 50 YARD FIELD GOALS

Player	Years	FGM	FGA	Pct.
Stephen Gostkowski	2006-17	23	30	76.7
Adam Vinatieri	1996-2005	8	17	47.1
Tony Franklin	1984-87	3	6	50.0

30-PLUS FIELD GOAL SEASONS

Stephen Gostkowski is one of three players to make 30 or more field goals in five seasons after reaching 37 field goals in 2017.

MOST 30 FIELD GOAL SEASONS

Player	Team	Years	Seasons
Stephen Gostkowski	NE	2008, 2013-15, 2017	5
John Carney	NYG/NO/SD	1993-94, 1999, 2002, 08	5
David Akers	SF/PHI	2002, 2008-11	5
Adam Vinatieri	IND/NE	1998, 2004, 2013-14	4
Jay Feely	ARI/NYJ/NYG/ATL	2002, 05, 09, 13	4
Matt Stover	BAL	2000-01, 03, 05	4
Justin Tucker	BAL	2012-13, 2015-16	4
Robbie Gould	CHI, NYG, SG	2006-07, 2015, 2017	4

FIFTH-MOST FGs IN A SEASON

MOST FIELD GOALS MADE IN A SEASON/NFL

Player	Field Goals	Year
David Akers (San Francisco)	44	2011
Neil Rackers (Arizona)	40	2005
Olindo Mare (Miami)	39	1999
Robbie Gould (SF)	39	2017
Jeff Wilkins (St. Louis)	39	2003
Harrison Butker (KC)	38	2017
Greg Zuerlein (LA Rams)	38	2017
Stephen Gostkowski (Patriots)	38	2013
Justin Tucker (Baltimore)	38	2016
Justin Tucker (Baltimore)	38	2013

MOST 50-YARD FGs IN A SEASON

Gostkowski was 5-of-6 on 50 yard field goals in 2013, the most by a Patriots player in a single season and was 4-of-5 from 50 yards in 2015. The NFL record for most successful 50-yard field goals in a season is 10 by Blair Walsh in 2012 with Minnesota. Gostkowski was 4-for-4 from 50 yards or more in 2017.

KICKING A CAREER HIGH

Gostkowski made five field goals vs. Cincinnati (10/5/14), setting a new single-game career high. Gostkowski's five field goals tied the second highest single-game total in Patriots history, trailing only Gino Cappelletti's six successful field goals on Oct. 4, 1964. The last time a Patriots player had five field goals in a game was on Nov. 14, 2004, when Adam Vinatieri had five field goals vs. Buffalo.

TWO FROM 50-PLUS

Gostkowski drilled a 62-yard field goal and a 51-yarder in Mexico City against Oakland on Nov. 19, 2017. It is the third time that he has kicked two 50-yarders in a single game. He drilled a 51-yard field goal and a 53-yarder vs. Arizona (9/16/12) and connected on two 53-yard field goals at Houston on (12/1/13). He is the first Patriots player to have two 50-yard field goals in the same game.

P RYAN ALLEN

ALLEN COMES UP BIG

P Ryan Allen had six of his seven punts downed inside the 20-yard line and helped hold Houston (9/22/16) to no punt return yards. He landed punts at the 11, 10, 10 14, 5 and 4. His only punt that did not land inside the 20, was downed at the 20-yard line. Ryan's previous best was five punts inside the 20-yard line on Oct. 6, 2013, at Cincinnati. He was named AFC Special Teams Player of the Week for his performance.



PATRIOTS REFERENCE NOTES

8 STRAIGHT 12-WIN SEASONS

The Patriots have won at least 12 games for an NFL-record eighth straight season. It is the 12th time in team history that the Patriots have won at least 12 games in a season.

CONSECUTIVE 12-WIN SEASONS SINCE 1970 MERGER

New England Patriots	8 (2010-17)
Indianapolis Colts	7 (2003-09)
Dallas Cowboys	4 (1992-95)

12-WIN SEASONS SINCE 1970 MERGER

San Francisco	13
New England	12
Dallas	12
Denver	11
Pittsburgh	10

DIVISIONAL DOMINANCE I

The Patriots have the highest winning percentage vs. division opponents from November until the end of the season since 2002.

Team	W	L	T	Pct.
New England	42	12	0	.778
Indianapolis	41	15	0	.732
Pittsburgh	46	18	0	.719
Green Bay	41	20	1	.669
Seattle	36	19	0	.665

TOP 10 OFFENSE

Since the 1970 merger, the Patriots offense has finished in the top 10 a total of 22 times, including 12 times under Bill Belichick. The 2017 Patriots finished first in the NFL for the fourth time (1978, 2007, 2012 and 2017)

Year	Rank	Yards per Game
2017	1	(394.2)
2016	4	(386.3)
2015	6	(374.4)
2013	7	(384.5)
2012	1	(427.9)
2011	2	(428.0)
2010	8	(363.8)
2009	3	(397.3)
2008	5	(365.4)
2007	1	(411.3)
2005	7	(352.0)
2004	7	(411.3)

FORCING THE ISSUE

The Patriots lead the NFL with a +194 turnover margin since the 1994 season.

NFL TURNOVER MARGIN SINCE 1994

Rank	Team	Turnover Margin
1.	New England	+194
2.	Kansas City	+137
3.	Green Bay	+99

STRONG IN THE SECOND HALF

Since 2001, the Patriots have done a remarkable job of finishing the season strong, compiling an NFL-best 105-29 (.784) record in games on or after Thanksgiving.

PATRIOTS BEFORE AND AFTER THANKSGIVING SINCE 2001

Season	Pre-Thanksgiving	Post-Thanksgiving	Overall
2001	5-5 (.500)	9-0 (1.000)	14-5*
2002	6-5 (.545)	3-2 (.600)^	9-7
2003	9-2 (.818)	8-0 (1.000)	17-2*
2004	9-1 (.900)	8-1 (.889)	17-2*
2005	6-4 (.600)	5-3 (.625)	11-7*
2006	7-3 (.700)	7-2 (.777)	14-5*
2007	10-0 (1.000)	8-1 (.889)	18-1*
2008	7-4 (.636)	4-1 (.800)	11-5
2009	7-3 (.700)	3-4 (.429)	10-7*
2010	8-2 (.800)	6-1 (.857)^	14-3*
2011	7-3 (.700)	8-1 (.889)	15-4*
2012	7-3 (.700)	6-2 (.750)^	13-5*
2013	8-3 (.727)	5-2 (.833)	13-5*
2014	9-2 (.818)	6-2 (.750)	15-4*
2015	10-0 (1.000)	3-5 (.375)	13-5*
2016	8-2 (.800)	9-0 (1.000)	17-2*
2017	8-2 (.800)	7-2 (.777)	15-4*
Totals	131-44 (.749)	105-29 (.784)	236-73

*-Includes playoffs

^Includes games played on Thanksgiving

BEST RECORDS ON OR AFTER THANKSGIVING SINCE 2001 (Includes regular-season and playoff games)

Team	W	L	T	Pct.
New England	105	29	0	.784
Pittsburgh	85	37	0	.697
Green Bay	76	46	0	.623
Indianapolis	72	49	0	.595
Seattle	71	50	0	.587

NFL'S BEST AT HOME

Since Gillette Stadium opened in 2002, the Patriots own the NFL's best record at home overall. The Patriots own an overall record of 107-21 (.836) at home in regular season games and a 125-24 (.839) record including playoffs. The Patriots are an NFL-best 169-48 at home since 1994 when Robert Kraft purchased the team.

BEST HOME RECORDS SINCE 2002 (including playoffs)

Team	W	L	T	Pct.
New England	125	24	0	.839
Pittsburgh	99	39	1	.716
Seattle	99	40	0	.712
Indianapolis	97	42	0	.698
Baltimore	95	37	0	.720
Green Bay	94	43	1	.685
Denver	91	46	0	.664
Minnesota	85	47	0	.644
Philadelphia	85	54	0	.612
Atlanta	81	53	0	.604
LA Chargers	81	52	0	.609
Arizona	80	51	1	.610

SHARP AT GILLETTE

The Patriots concluded a 20-game home winning streak with a 24-20 loss to the New York Giants on Nov. 6, 2011. It was the longest home win streak in team history. The Patriots own an overall record of 107-21 (.836) at Gillette Stadium in regular season games. The NFL record for most consecutive home victories is 27, achieved by Miami from 1971-74.

HIGHEST HOME WINNING PCT. SINCE 1970 (MINIMUM 25 GAMES):

Team	Stadium	W-L-T	WIN PCT.
New England	Gillette Stadium	107-21-0	.836
Miami	Orange Bowl	101-22-1	.819
Minnesota	Metropolitan Stadium	64-23-1	.733
Pittsburgh	Heinz Field	99-36-1	.732
LA Rams	Memorial Coliseum	53-20-2	.726

LONGEST HOME WINNING STREAK/PATRIOTS HISTORY (REG. SEASON)

Streak	First Win	Last Win
20	Dec. 21, 2008	Oct. 16, 2011
18	Dec. 29, 2002	Sept. 8, 2005
16	Dec. 30, 2012	Dec. 28, 2014
12	Nov. 26, 2006	Sept. 7, 2008
10	Sept. 18, 1976	Oct. 30, 1977



PATRIOTS REFERENCE NOTES

WHAT'S THE POINT?

During the past 18 seasons, the Patriots defense has always ranked higher in points allowed than in yards allowed except for 2007, when both ranked fourth and in 2015.

Year	Avg. Points Allowed	Avg. Yds Allowed
2017	18.5 (5)	366.0 (29)
2016	15.6 (1)	326.4 (8)
2015	19.7 (10)	339.4 (9)
2014	19.5 (8)	344.1 (13)
2013	21.1 (10)	373.1 (26)
2012	20.7 (9t)	373.3 (25)
2011	21.4 (15)	411.1 (31)
2010	19.6 (8)	365.5 (25)
2009	17.8 (5)	320.2 (11)
2008	19.3 (8)	309.0 (10)
2007	17.1 (4)	288.3 (4)
2006	14.8 (2)	294.4 (6)
2005	21.1 (17)	330.2 (26)
2004	16.3 (2t)	310.6 (9)
2003	14.9 (1)	291.6 (7)
2002	21.6 (17)	336.1 (23)
2001	17.0 (6)	334.5 (24)
2000	21.1 (17)	334.6 (20)

TOP OFFENSE

The Patriots had finished in the top 10 in offense for seven straight seasons (2007-13), second only to the 11 straight by New Orleans (2006-16). The NFL record for the most consecutive seasons finishing in the top 10 in offense since the merger in 1970 is the San Francisco 49ers with 15 (1982-96).

IN A RUSH FOR THE END ZONE

Since 2003, the Patriots are the only team to average at least one rushing touchdown per game. The Patriots have 260 rushing touchdowns in 240 games.

RUSHING TOUCHDOWNS SINCE 2003 (REGULAR SEASON)

New England	260
Kansas City	237
Minnesota	228
Carolina	226
New Orleans	225
Philadelphia	221
LA Chargers	220
Atlanta	215

HISTORIC SCORING CLIP

The Patriots had a historic scoring output over a three-game span in October and November 2014. New England tied a team record by scoring 40 or more points in three consecutive games from Oct. 26 to Nov. 16. The Patriots also scored 40 or more in three straight games in 2007. The Patriots have scored 40 or more points 62 times in team history, including 35 times since Bill Belichick became head coach in 2000, and 19 times since 2010.

PATRIOTS HISTORY / MOST CONSECUTIVE GAMES WITH 40+ POINTS

Gm	Year	Game 1	Game 2	Game 3
3	2014	10/26/14 (51-23 v. CHI)	11/02/14 (43-21 v. DEN)	11/16/14 (42-20 @ IND)
3	2007	10/14/07 (48-27 @ DAL)	10/21/07 (49-28 @ MIA)	10/28/07 (52-7 v. WAS)
2	1962	09/21/62 (41-16 v. DEN)	10/06/62 (43-14 @ NYT)	
2	2002	09/15/02 (44-7 @ NYJ)	09/22/02 (41-38 v. KC)	
2	2008	12/14/08 (49-26 @ OAK)	12/21/08 (47-7 v. ARZ)	
2	2010	11/25/10 (45-24 @ DET)	12/06/10 (45-3 v. NYJ)	
2	2012	11/18/12 (59-24 v. IND)	11/22/12 (49-19 @ NYJ)	
2	2015	09/20/15 (40-32 @ BUF)	09/27/15 (51-17 vs. JACK)	

SCORING FLURRY

The Patriots scored three touchdowns in a 57-second span during the final two minutes of the first half against Chicago on Oct. 26, 2014 to turn a 17-7 lead into a 38-7 cushion. It was the fastest three-touchdown flurry in the NFL since the Patriots had three touchdowns in 52 seconds against the New York Jets on Nov. 22, 2012. The Patriots are one of three teams to score three touchdowns in under a minute since the 1970 merger, and are the only team to have achieved the feat twice.

NFL TEAMS TO SCORE THREE TDS IN LESS THAN 1 MINUTE

2014 New England Patriots vs. Chicago Bears (10-26-14)
 2012 New England Patriots at New York Jets (11-22-12)
 2002 Seattle Seahawks vs. Minnesota Vikings (9-29-02)
 1998 Atlanta Falcons vs. Carolina Panthers (10-4-98)

HOW THE PATRIOTS SCORED THREE TOUCHDOWNS IN 57 SECONDS:

- ★ Rob Gronkowski got the scoring started by hauling in a 2-yard touchdown pass from Tom Brady with 1:57 left in the first half to make the score 24-7 and cap off a 10-play, 80-yard drive.
- ★ After the Patriots defense forced a quick three-and-out, a 42-yard Julian Edelman punt return gave New England possession at the Chicago 9-yard line, and Brady found Brandon LaFell for a 9-yard touchdown on the next play to give the Patriots a 31-7 lead with 1:07 left in the first half.
- ★ On the Bears' first play following the LaFell touchdown, Zach Moore forced a Jay Cutler fumble that was recovered by Rob Ninkovich and returned for a 15-yard touchdown and a 38-7 Patriots lead with 55 seconds left in the first half.

A COMEBACK FOR THE AGES

The Patriots came back from a 24-point deficit to defeat the Broncos, 34-31, in overtime in a Sunday Night Football matchup on Nov. 24, 2013, marking the largest regular season comeback win in team history, after trailing 24-0 at half-time.

New England's previous best comeback win was from a 23-0 deficit to win, 38-23, vs. Seattle (9/16/84). The Patriots also came back from 22 points down to win at the New York Giants, 23-22 (12/21/96). The Patriots have come from 21 points down to win four times, most recently vs. Buffalo (1/1/12).



PATRIOTS FOOTBALL Network

The **Patriots Football Network (PFN)** is the full portfolio of media offerings from the five-time Super Bowl Champion New England Patriots. PFN provides Patriots content produced both in-house and with media partners spanning print, television, radio and the Internet.

PATRIOTS ALL ACCESS

The Emmy Award-winning "Patriots All-Access" airs weekly throughout the season on WBZ-TV Channel 4 in Boston and regional affiliates in Hartford, Providence, Springfield, Burlington, Portland and Bangor. "Patriots All-Access" features exclusive behind-the-scenes access and in-depth weekly features on Patriots players and personnel. Hosted by WBZ's Steve Burton, the show features weekly sit-downs with Bill Belichick including the popular "Belestrator" segment where the coach breaks down upcoming opponents with Scott Zolak.

"Patriots All-Access" airs Fridays from 7-8 p.m. on **WBZ-TV** and Sunday from 9-10 a.m. on **myTV38** in Boston. **Check local listings for airtime.** Check your local listings for airtime.



PATRIOTS THIS WEEK

PATRIOTS THIS WEEK: Insider information. Passionate debate. Timely analysis. That's what "Patriots This Week" delivers. The show, hosted by Bob Socci with former Patriots Scott Zolak and Matt Chatham, is a fast-paced, half-hour of football talk. From breaking down the previous contest to game planning the next opponent, there's no better way to get ready for football than "Patriots This Week" — every Saturday night at 10:30 p.m. on NBC Sports Boston.

PATRIOTS.COM

NEWS

Patriots.com features daily updates and exclusive content from the writers of *Patriots Football Weekly*, offering everything from breaking news to player features and the popular "Ask PFN" postings.

VIDEO

The Patriots offer video ready for any device with a screen. Live video includes every Coach Belichick and Tom Brady press conferences, the Dunkin' Donuts pregame and Xbox One postgame shows and other events such as special episodes of Patriots All Access and the Patriots Hall of Fame induction ceremony. On demand video ranges from daily news updates, special features, player interviews, game highlights and Patriots Cheerleaders. Video offerings also include exclusive content such as postgame locker room celebrations and "Belichick Break-downs" where coach gives his unique insight into opponents and plays.

AUDIO

Live, original radio shows and on demand podcasts produced from the studios at Gillette Stadium are available on Patriots.com, the Patriots app, TuneIn Radio, iTunes and other podcast platforms. The line-up includes "PFN in Progress," the team's flagship show featuring the writers from Patriots Football Weekly, "Patriots Playbook" with John Rooke, The Bob Socci Show, Fantasy Football Champs and the Cover 2 Podcast with Don Banks and Nick Stevens.

Additional audio content includes, every press conference and conference call, player interviews, Training Camp-cast, Patriots Roster Report, Patriots Prospect Reports and special live NFL Draft shows. Wherever there's a speaker, there's Patriots audio, anytime, anywhere. Check Patriots.com for in-season and out-of-season schedules.

PHOTOS

The Patriots in-house photographers produce the largest selection of Patriots game action and behind-the-scenes photos in the world. Hundreds of player and cheerleader galleries will keep you clicking!

LIFESTYLE

The action doesn't stop with the final whistle. That's why the Patriots started its Lifestyle section a few years ago. Find out what the players are doing off the field plus features on fans, fashion, food and fun!

PATRIOTS MONDAY ON WEEI

WEEI Sports Radio broadcasts Patriots Monday each week, offering fans unique insight and analysis from Coach Belichick and Tom Brady in addition to other Patriots players. WEEI will broadcast Patriots Monday live from Gillette Stadium each Monday, kicking off with Kirk & Callahan at 6 a.m.

PATRIOTS FRIDAY ON WAAF

WAAF broadcasts Patriots Friday each week, offering fans a look ahead at the weekend's game, match ups and rivalries. Various Patriots players will be featured on air. WAAF will broadcast Patriots Fridays each week throughout the season with Greg Hill from the Hill-Man Morning Radio Show.

98.5 THE SPORTS HUB PATRIOTS RADIO NETWORK

98.5 The Sports Hub is the Patriots' flagship station, broadcasting every Patriots game across its FM radio network and featuring broadcasting duo Bob Socci and Scott Zolak. Three hours prior to kickoff, during halftime and after the game, Marc Bertrand and Chris Gasper will be serving up all the pregame and postgame news and notes, including live sound from the postgame press conferences.

BOSTON'S HOME FOR SPORTS



FLAGSHIP STATION

WBZ-FM...Boston 98.5 FM

Massachusetts

WBZ-FM...Boston 98.5 FM

WAQY...Springfield 102.1 FM

WBEC...Pittsfield 1420 AM

WPKZ...Fitchburg 1280 AM

WNAW...North Adams 1230 AM

WBSM...New Bedford 1420 AM

WVPQ...Greenfield 95.3 FM

WSAR...Fall River 1480 AM

WWFX...Worcester 100.1 FM

WXTK...Hyannis 95.1 FM

WMRC...Milford 1490 AM

Maine

WBLM...Portland 102.9 FM

WEBB...Augusta 98.5 FM

WEZQ...Bangor 92.9 FM

WEGP...Presque Isle 1390 AM

Connecticut

WTIC...Hartford 1080 AM

WINY...Putnam 1350 AM

WMOS...New London 102.3 FM

WGCH...Greenwich 1490 AM

WINE...Brookfield 940 AM

New Hampshire

WFNQ...Nashua 106.3 FM

WPKQ...North Conway 103.7 FM

WSAK...Hampton 102.1 FM

WSHK...Portsmouth/Dover 105.3 FM

WNNH...Concord 99.1 FM

WLNH...Laconia 98.3 FM

WEMJ...Laconia 1490 AM

WINQ...Keene 98.7 FM

WXXK...Lebanon 100.5 FM

Vermont

WCPV...Burlington 101.3 FM

WDVT...Rutland 94.5 FM

WIKI...Newport 1490 AM

WKVT...Brattleboro 92.7 FM

WRFK...Barre/Montpelier 107.1 FM

WSTJ...St. Johnsbury 1340 AM

Rhode Island

WPRO...Providence 630 AM

WEAN...Providence 99.7 FM

New York

WINU...Albany 104.9 FM

WENU...Glens Falls 1410 AM

WHTK...Rochester 1280 AM