



ROBBIE BOHREN Senior Director of Communications | DWIGHT SPRADLIN Assistant Director of Media Relations
 JARED PUFFER Media Relations Manager | KIM SMITH Media Relations Assistant

FOR IMMEDIATE RELEASE

JANUARY 8, 2018



TITANS TRAVEL TO NEW ENGLAND FOR DIVISIONAL ROUND



Tennessee Titans (10-7) vs. New England Patriots (13-3)

Saturday, Jan. 13, 2018 • 8:15 p.m. EST/7:15 p.m. CST • Gillette Stadium • Foxborough, Mass. • TV: CBS

2017 TITANS SCHEDULE

REGULAR SEASON

Day	Date	Opponent	Result/Time	Score/TV
Sun.	Sept. 10	OAKLAND	L	16-26
Sun.	Sept. 17	at Jacksonville	W	37-16
Sun.	Sept. 24	SEATTLE	W	33-27
Sun.	Oct. 1	at Houston	L	14-57
Sun.	Oct. 8	at Miami	L	10-16
Mon.	Oct. 16	INDIANAPOLIS	W	36-22
Sun.	Oct. 22	at Cleveland	W	12-9 (OT)
Sun.	Oct. 29	Bye		
Sun.	Nov. 5	BALTIMORE	W	23-20
Sun.	Nov. 12	CINCINNATI	W	24-20
Thur.	Nov. 16	at Pittsburgh	L	17-40
Sun.	Nov. 26	at Indianapolis	W	20-16
Sun.	Dec. 3	HOUSTON	W	24-13
Sun.	Dec. 10	at Arizona	L	7-12
Sun.	Dec. 17	at San Francisco	L	23-25
Sun.	Dec. 24	L.A. RAMS	L	23-27
Sun.	Dec. 31	JACKSONVILLE	W	15-10

PLAYOFFS

Sat.	Jan. 6	at Kansas City	W	22-21
Sat.	Jan. 13	at New England	7:15 p.m. CBS	

All kickoff times Central

FINAL AFC SOUTH STANDINGS

Team	W	L	T	Pct
z-Jacksonville Jaguars	10	6	0	.625
x-Tennessee Titans	9	7	0	.563
Indianapolis Colts	4	12	0	.250
Houston Texans	4	12	0	.250
z-clinched division				x-clinched playoffs

LAST WEEK'S NFL PLAYOFF RESULTS: Ten 22 at KC 21, Buf 3 at Jax 10, Atl 26 at LAR 13, Car 26 at NO 31

THIS WEEK'S NFL PLAYOFF GAMES (central time): Atl at Phi (Sat 3:35), Ten at NE (Sat 7:15), Jax at Pit (Sun 12:05), NO at Min (Sun 3:40)

NASHVILLE — Following a one-point victory in the Wild Card Round, the Tennessee Titans (10-7) travel this week to face the reigning Super Bowl Champion New England Patriots (13-3) in a primetime Divisional Round matchup. Kickoff at Gillette Stadium (capacity 66,829) is scheduled for 8:15 p.m. EST/7:15 p.m. CST on Saturday, Jan. 13.

This is the third time the two franchises have met in the postseason, having split the previous two outings. The last time was Jan. 10, 2004, when the Patriots edged the Titans 17-14 in the bitter cold of Foxborough, Mass. The temperature at kickoff was 4 degrees, making it at the time the coldest game in Titans/Oilers history.



THE BROADCAST

This week's game will be nationally televised on CBS, including Nashville affiliate WTVF NewsChannel 5. Play-by-play announcer **Jim Nantz** and analyst **Tony Romo** will call the action, while **Tracy Wolfson** and **Jay Feely** report from the sidelines.

The Titans Radio Network, including Nashville flagship 104.5 The Zone, will carry the game across the Mid-South with the "Voice of the Titans" **Mike Keith**, analyst **Dave McGinnis**, gameday host **Rhett Bryan** and sideline reporter **Jonathan Hutton**.

Additionally, Westwood One Sports will broadcast the game to a national radio audience. Play-by-play announcer **Kevin Kugler** and analyst **Jason Taylor** will have the call, with **Hub Arkush** serving as sideline reporter.

TITANS CONTINUE AFTER MEMORABLE WIN IN KANSAS CITY

Last week the Titans opened the NFL postseason with a 22-21 win over the Chiefs at Arrowhead Stadium, giving the franchise its first postseason win since Jan. 3, 2004. After the Titans trailed 21-3 at the start of the second half, their victory tied for the second-largest comeback by a road team in NFL playoff history, and it was the largest since 1972, when the Dallas Cowboys came back from an 18-point deficit in the Divisional Round to defeat the San Francisco 49ers.

The Titans set a franchise single-game postseason record with 202 rushing yards against the Chiefs, including 156 yards and a touchdown on 23 carries by running back **Derrick Henry**. Henry's single-game rushing yardage total finished second in franchise postseason history, and his 191 scrimmage yards established a new postseason record for the franchise, breaking **Billy Cannon's** 57-year-old record (178 on Jan. 1, 1961).

Quarterback **Marcus Mariota's** 19-of-31, 205-yard passing performance included one of the most unlikely touchdowns in NFL playoff annals. In the third quarter, he caught one of his own passes after it was batted by Chiefs cornerback **Darrelle Revis**. Mariota dove to the pylon for what would be scored as a six-yard touchdown pass and reception. In NFL history, including regular season and postseason games, it marked only the second time a quarterback completed a touchdown pass to himself. The only other occasion was Oct. 12, 1997, when **Brad Johnson** accomplished the feat.

Mariota's signature performance also included a game-winning, 22-yard touchdown pass to wide receiver **Eric Decker** in the fourth quarter and 46 rushing yards.

Defensively, the Titans totaled four sacks in the game and kept the Chiefs off the scoreboard in the second half. In the final two quarters, the Chiefs offense was limited to three first downs, 61 total yards, 28 rushing yards and one third-down conversion on five attempts.

THE PATRIOTS

The Patriots enjoyed a bye last week after winning the AFC East and securing the conference's top playoff seed. They extended their NFL-record streak with their ninth consecutive division title and now shoot for their sixth Super Bowl title, which would tie the Pittsburgh Steelers' mark for the most in history. The Patriots became the first team in NFL history with at least 12 wins in eight consecutive seasons.

Quarterback **Tom Brady** led the NFL with 4,577 passing yards in his 18th NFL campaign. During the season, he became the fourth NFL player to reach the 65,000-yard mark (66,159), joining **Peyton Manning**, **Brett Favre** and **Drew Brees**.

Brady and head coach **Bill Belichick** have been to seven Super Bowls together with five wins. Belichick, who has coached the Patriots since Brady's rookie season in 2000, is the third winningest coach in NFL history. He surpassed **Tom Landry** in 2017 and now owns 276 combined victories in the regular season and postseason.

FINGERTIP INFORMATION

Date of Game	Jan. 13, 2018
Kickoff Time	8:15 p.m. EST/7:15 p.m. CST
Venue	Gillette Stadium
Tickets	(800) 543-1776
Location	Foxborough, Mass.
Opened in	2002
Capacity	66,829
Surface	FieldTurf

Visiting Team	Tennessee Titans (10-7)
Website	www.TitansOnline.com
Media Guide	www.TitansOnline.com/mediaguide
Twitter	@Titans
Facebook & Instagram	@titans
Snapchat	nftitans
Franchise since	1960 (1960-96 Houston Oilers; 1997-98 Tennessee Oilers)

Ownership Amy Adams Strunk (Controlling Owner and Co-Chairman, Board of Directors); Susie Adams Smith (Co-Chairman, Board of Directors); Kenneth S. Adams, IV (Board of Directors); Barclay Adams; Susan Lewis

President/CEO	Steve Underwood
EVP/General Manager	Jon Robinson
Head Coach	Mike Mularkey
Asst. Head Coach/Def. Coord.	Dick LeBeau
Offensive Coordinator	Terry Robiskie
2017 NFL Offensive Rank	23 (Total), 15 (Rush), 23 (Pass)
2017 NFL Defensive Rank	13 (Total), 4 (Rush), 25 (Pass)

Home Team	New England Patriots (13-3)
Website	www.patriots.com
Franchise since	1960
Charman & CEO	Robert K. Kraft
President	Jonathan A. Kraft
Director of Player Personnel	Nick Caserio
Head Coach	Bill Belichick
Offensive Coordinator	Josh McDaniels
Defensive Coordinator	Matt Patricia
2017 NFL Offensive Rank	1 (Total), 10 (Rush), 2 (Pass)
2017 NFL Defensive Rank	29 (Total), 20 (Rush), 30 (Pass)

Television	CBS
Nashville Affiliate	WTVF NewsChannel 5
Play-by-Play	Jim Nantz
Analyst	Tony Romo
Sideline Reporter	Tracy Wolfson
Sideline Reporter	Jay Feely

Radio	Titans Radio Network
Flagship	WGFX 104.5 FM-The Zone
Satellite Radio	Sirius 83, XM 83, SXM 83 (Internet 830)
Play-by-Play	Mike Keith
Analyst	Dave McGinnis
Gameday Host	Rhett Bryan
Sideline Reporter	Jonathan Hutton

National Radio	Westwood One Sports
Play-by-Play	Kevin Kugler
Analyst	Jason Taylor
Sideline Reporter	Hub Arkush



TITANS-PATRIOTS SERIES AT A GLANCE

- **Overall series (regular & postseason):** Patriots lead 24-16-1
- **Regular season series:** Patriots lead 23-15-1
- **Postseason series:** Series tied 1-1
- **Last time in the postseason:** Titans 14 at PATRIOTS 17 in Divisional Round (1-10-04)
- **Total points:** Titans 823, Patriots 1,024
- **Current streak:** Six wins by Patriots
- **Titans at home vs. Patriots:** 10-7
- **Titans on road vs. Patriots:** 6-17-1 (including 1-1 in playoffs)
- **Longest winning streak by Titans:** 4 (1975-80)
- **Longest losing streak by Titans:** 6 (2003-present)
- **Titans vs. Patriots at Nissan Stadium:** 1-2
- **Last time at Nissan Stadium:** PATRIOTS 34 at Titans 13 (9-9-12)
- **Titans vs. Patriots at Gillette Stadium:** 0-4 (including 0-1 in playoffs)
- **Last time at Gillette Stadium:** Titans 16 at PATRIOTS 33 (12-20-15)
- **First time:** OILERS 24 at Boston Patriots 10 (11-25-60)
- **Mike Mularkey's record vs. Patriots:** 0-5
- **Bill Belichick's record vs. Titans:** 10-7 (4-6 with Cleveland; 6-1 with New England)
- **Mike Mularkey's record vs. Bill Belichick:** 0-6

A TITANS VICTORY WOULD ...

- Give the Titans their first AFC Championship Game berth since the 2002 season.
- Give the Titans their first two-win postseason since the 1999 campaign.
- Improve the franchise's all-time playoff record to 16-19.
- Improve QB **Marcus Mariota's** starting record to 22-22, including 2-0 in the playoffs.
- Improve **Mike Mularkey's** career record as Titans head coach to 22-21, including 2-0 in the playoffs.
- Improve the Titans' all-time record against the Patriots (regular and postseason) to 17-24-1.



WHAT TO LOOK FOR THIS WEEK

- The Titans are making their first Divisional Round appearance since they hosted the Baltimore Ravens on Jan. 10, 2008.
- This is the third all-time playoff game between the Titans and Patriots (postseason series tied 1-1).
- **Mike Mularkey** can become the fourth head coach in franchise history to record at least two postseason wins, joining **Jeff Fisher** (five wins), **Bum Phillips** (four) and **Jerry Glanville** (two).
- RB **Derrick Henry** (156 rushing yards last week) can become the second player in franchise history with consecutive 100-yard rushing games in the playoffs and the first since **Eddie George** from Jan. 8–Jan. 16, 2000.
- QB **Marcus Mariota** can become the fifth quarterback in franchise history to win at least two postseason games, joining **Steve McNair** (five wins), **Dan Pastorini** (three), **Warren Moon** (three) and **George Blanda** (two).
- QB **Marcus Mariota** can become the second quarterback in franchise history with two or more touchdown passes in consecutive postseason games, joining **Warren Moon** (four consecutive games).
- RB **DeMarco Murray** can record his second career 100-yard rushing game in the postseason.

MOST RECENT MATCHUPS

2009 Week 6 • Oct. 18, 2009 • Titans 0 at PATRIOTS 59

The Titans fall to 0-6 on the season before beginning a five-game winning streak two weeks later after the bye ... Unexpected snow blankets the Gillette Stadium field during pregame ... Tom Brady passes for 380 yards and six touchdowns, including five in the second quarter and three to Randy Moss ... Chris Johnson rushes for 128 yards on 17 carries for the Titans ... The Patriots defense holds the Titans to minus-seven net passing yards.

2012 Week 1 • Sept. 9, 2012 • PATRIOTS 34 at Titans 13

Jake Locker records his first NFL start and completes 23 of 32 passes for 229 yards, one touchdown and one interception ... Patriots get 236 passing yards and two touchdown passes from Tom Brady and add 125 rushing yards from Stevan Ridley ... Patriots tight ends Rob Gronkowski and Aaron Hernandez combine for 12 receptions for 119 yards and two touchdowns ... Locker leaves the game in the fourth quarter with a left shoulder injury ... Chris Johnson limited to four yards on 11 carries.

2015 Week 15 • Dec. 20, 2015 • Titans 16 at PATRIOTS 33

Marcus Mariota is knocked out of the game in the second quarter with a knee injury, and Zach Mettenberger comes on to complete 20 of 28 passes for 242 yards and two touchdowns ... Tight end Delanie Walker scores two touchdowns ... Tom Brady leads the Patriots with 267 yards and a pair of touchdown passes ... The Patriots produce five sacks and force three turnovers, including a fumble recovery for a touchdown, helping them build a 24-3 lead in the first half.



TITANS-PATRIOTS SERIES HISTORY

The Houston Oilers and Boston Patriots were charter members of the American Football League in 1960. In the league's inaugural season, the Oilers swept both games, winning 24-10 in New England and 37-21 in Houston. The teams met 20 times as part of the AFL (1960-69), with the Patriots earning a 10-9-1 advantage.

Upon the AFL-NFL merger in 1970, the Oilers moved to the AFC Central Division, and the Patriots began play in the AFC East. They officially became the New England Patriots in 1971.

Since 1989, the Patriots and Titans have met 11 times, and all but three of those games were played in New England.

This week marks the third all-time postseason meeting between the organizations and the first since a 2003 AFC Divisional Playoff game at Gillette Stadium. In what was then the coldest game in Oilers/Titans history (4 degrees at kickoff), the Titans fell to the Patriots by a final score of 17-14. The game was tied at 14 going into the fourth quarter, but **Adam Vinatieri** booted a 46-yard field goal with four minutes to play that would prove to be the game-winner. Tennessee had a shot at the end as **Drew Bennett** caught two passes from **Steve McNair** in the final two minutes, but a third pass to Bennett fell incomplete on fourth-and-12, ending the drive. New England advanced to the AFC Championship and ultimately won Super Bowl XXVIII.

In a 1978 Divisional Playoff contest, the Oilers traveled to Schaefer Stadium and advanced to the AFC Championship with a 31-14 win, courtesy of three touchdown passes by **Dan Pastorini** and 118 rushing yards by **Earl Campbell**.

The last time the Titans traveled to New England in the regular season was Dec. 20, 2015. **Marcus Mariota's** rookie season came to an end with an injury during the game, and the Patriots used three turnovers and five sacks to prevail 33-16. **Tom Brady** passed for 267 yards and two touchdowns in the New England victory.

The last Titans-Patriots contest at Nissan Stadium was to open the 2012 campaign (Sept. 9), with the Patriots prevailing 34-13. Titans quarterback **Jake Locker** made his first career start and completed 23 of 32 passes for 229 yards, including a 29-yard touchdown pass to **Nate Washington**. However, Locker and Washington were both forced out of the game due to injury on the same play early in the fourth quarter. Meanwhile, Patriots quarterback **Tom Brady** was 23-of-31 for 236 yards and two touchdowns. The win gave the Patriots a 23-16-1 overall advantage in the series.

Prior to 2012, the most recent Titans home game versus the Patriots was the 2006 regular-season finale, with the Titans needing a victory to clinch a playoff berth. However, a 40-23 loss dropped their record to 8-8 and ended their Wild Card hopes.

ALL-TIME SERIES RESULTS

TITANS vs. PATRIOTS Patriots lead 24-16-1

Date	Site	W/L	Score	Date	Site	W/L	Score
11-25-60	NE	W	24-10	11-25-73	Hou	L	0-32
12-18-60	Hou	W	37-21	9-21-75	NE	W	7-0
10-13-61	NE	T	31-31	11-12-78	NE	W	26-23
11-12-61	Hou	W	27-15	12-31-78	NE	W	31-14 (Div)
9-16-62	NE	L	21-34	11-10-80	Hou	W	38-34
11-18-62	Hou	W	21-17	10-18-81	NE	L	10-38
11-1-63	NE	L	3-45	11-28-82	NE	L	21-29
12-8-63	Hou	L	28-46	10-18-87	Hou	L	7-21
11-6-64	NE	L	24-25	9-25-88	Hou	W	31-6
11-29-64	Hou	L	17-34	10-8-89	NE	L	13-23
9-19-65	Hou	W	10-31	9-22-91	NE	L	20-24
12-18-65	NE	L	14-42	10-17-93	NE	W	28-14
9-25-66	NE	L	21-27	9-20-98	NE	L	16-27
11-13-66	Hou	L	14-38	12-16-02	Tenn	W	24-7
11-5-67	NE	L	7-18	10-5-03	NE	L	30-38
11-26-67	Hou	W	27-6	1-10-04	NE	L	14-17 (Div)
10-13-68	NE	W	16-0	12-31-06	Tenn	L	23-40
12-15-68	Hou	W	45-17	10-18-09	NE	L	0-59
11-2-69	NE	L	0-24	9-9-12	Tenn	L	13-34
12-14-69	Hou	W	23-27	12-20-15	NE	L	16-33
11-7-71	NE	L	20-28				

TITANS-PATRIOTS: THE LAST MEETING

Titans 16, Patriots 33
Week 15 • Sunday, Dec. 20, 2015 • 1:00 p.m. ET • Gillette Stadium

GAME RECAP

In Week 15 of the 2015 season, the Titans traveled to New England to face the Patriots and lost by a score of 33-16.

New England got on the board first as Patriots QB Tom Brady led his team on an 11-play, 79-yard scoring drive on the first possession that culminated in a five-yard touchdown pass to TE Rob Gronkowski.

On the Titans first possession in the second quarter, QB Marcus Mariota was sacked at the Tennessee 17-yard line by Patriots DE Chandler Jones and fumbled the football as he attempted to pass. Patriots DE Akiem Hicks recovered the ball in the end zone for a touchdown as New England increased its lead to 14-0. Tennessee went three-and-out on the following possession, but Phillip Supernaw forced punt returner Danny Amendola to fumble the ball, and Cody Riggs recovered it to give the Titans possession at the 26-yard line. Tennessee capitalized on the turnover with a 49-yard field goal to make it a 14-3 game, but Mariota was lost for the remainder of the game with a knee injury.

New England added to its total two more times in the second quarter, as Brady connected with WR James White for a 30-yard touchdown and K Stephen Gostkowski kicked a 43-yard field goal. The Patriots took a 24-3 lead into halftime.

On the first Titans possession of the second half, QB Zach Mettenberger connected with TE Delanie Walker for a seven-yard touchdown to decrease New England's lead to 24-10. The Patriots responded with another field goal to make it 27-10.

In the fourth quarter, Mettenberger hit Walker again for a 57-yard score, but the extra point attempt was no good as the Titans inched closer, 27-16. Tennessee was unable to engineer a comeback victory as New England tacked on two more fourth quarter field goals.

SCORING

	1	2	3	4	Final
Tennessee	0	3	7	6	16
New England	7	17	3	6	33

TEAM	SCORING PLAY	TIME
Patriots	R.Gronkowski 5 yd. pass from T.Brady (S.Gostkowski kick)	1-7:10
Patriots	A.Hicks fumble recovery in end zone (S.Gostkowski kick)	2-13:48
Titans	R.Succop 49 yd. Field Goal	2-9:44
Patriots	J.White 30 yd. pass from T.Brady (S.Gostkowski kick)	2-9:23
Patriots	S.Gostkowski 43 yd. Field Goal	2-1:44
Titans	D.Walker 7 yd. pass from Z.Mettenberger (R.Succop kick)	3-10:05
Patriots	S.Gostkowski 38 yd. Field Goal	3-5:09
Titans	D.Walker 57 yd. pass from Z.Mettenberger (kick failed, wr)	4-6:52
Patriots	S.Gostkowski 42 yd. Field Goal	4-3:30
Patriots	S. Gostkowski 32 yd. Field Goal	4-1:06

Missed FGs: Gostkowski, 48WR

Attendance: 66,829

Time of Game: 3:06

Weather: 40° F, wind W 12 mph

Referee: Walt Coleman

CLICK TO WATCH HIGHLIGHTS



TEAM STATISTICS

	Titans	Patriots
TOTAL FIRST DOWNS	15	17
THIRD DOWN EFFICIENCY	3-12-25%	7-16-44%
FOURTH DOWN EFFICIENCY	0-1-0%	0-0-0%
TOTAL NET YARDS	282	346
Plays - Avg.	60-4.7	63-5.5
NET YARDS RUSHING	59	93
Rushes - Avg.	21-2.8	26-3.6
NET YARDS PASSING	223	253
Sacks - Yards Lost	5-51	2-14
PASS ATT-COMP-INT	34-23-2	35-23-0
PUNTS - Avg.	5-54.4	4-45.5
PUNT RETURNS - Yards	2-24	4-36
KICKOFF RETURNS - Yards	2-24	1-75
INTERCEPTIONS - Yards	0-0	2-51
PENALTIES Number and Yards	3-29	5-35
FUMBLES - Lost	2-1	1-1
TOUCHDOWNS	2	3
EXTRA POINTS Made-Attempts	1-2	3-3
FIELD GOALS Made-Attempts	1-1	4-5
RED ZONE EFFICIENCY	1-1-100%	1-3-33%
GOAL TO GO EFFICIENCY	0-0-0%	0-0-0%
SAFETIES	0	0
GIVEAWAYS	3	1
TAKEAWAYS	1	3
TIME OF POSSESSION	30:23	29:37

TITANS STARTERS

OFFENSE		DEFENSE	
WR 83	H.Douglas	DE 90	D.Jones
TE 82	D.Walker	NT 96	A.Woods
LT 77	T.Lewan	DT 99	J.Casey
LG 60	Q.Spain	OLB 51	D.Bass
C 69	A.Gallik	ILB 59	W.Woodyard
RG 70	C.Warmack	ILB 54	A.Williamson
RT 76	B.Bell	OLB 98	B.Orakpo
TE 80	A.Fasano	CB 29	P.Cox
TE 89	P.Superdaw	SS 39	D.Stafford
QB 8	M.Mariota	FS 33	M.Griffin
RB 26	A.Andrews	CB 24	C.Sensabaugh

PATRIOTS STARTERS

OFFENSE		DEFENSE	
WR 19	B.LaFell	LE 50	R.Ninkovich
LT 76	S.Vollmer	DT 97	A.Branch
LG 69	S.Mason	DT 90	M.Brown
C 60	D.Andrews	RE 95	C.Jones
RG 63	T.Jackson	LB 91	J.Collins
RT 61	M.Cannon	LB 54	D.Hightower
TE 87	R.Gronkowski	LCB 21	M.Butler
WR 82	K.Martin	RCB 26	L.Ryan
QB 12	T.Brady	S 30	D.Harmon
TE 85	M.Williams	S 23	P.Chung
RB 38	B.Bolden	DB 37	J.Richards

TITANS INDIVIDUAL STATISTICS

Rushing	Att	Yds	Avg	Lg	TD
A.Andrews	14	45	3.2	8	0
D.Cobb	4	9	2.3	4	0
Z.Mettenberger	2	5	2.5	5	0
J.Fowler	1	0	0.0	0	0
Total	21	59	2.8	8	0

Passing	Att	Cmp	Yds	TD	Lg	IN	Rt
Z.Mettenberger	28	20	242	2	57	2	91.7
M.Mariota	6	3	32	0	19	0	66.0
Total	34	23	274	2	57	2	87.1

Receiving	No	Yds	Avg	Lg	TD
D.Green-Beckham	6	113	18.8	30	0
A.Andrews	5	25	5.0	9	0
B.Sankey	3	23	7.7	15	0
A.Fasano	3	21	7.0	8	0
D.Walker	2	64	32.0	57	2
H.Douglas	2	15	7.5	10	0
J.Fowler	1	8	8.0	8	0
C.Stevens	1	5	5.0	5	0
Total	23	274	11.9	57	2

Interceptions	No	Yds	Avg	Lg	TD
Total	0	0	-	-	0

Leading Tacklers (Coaching Totals)
 A. Williamson 15-9-6; W. Woodyard 12-5-7; M. Griffin 6-4-2

Sacks: J. Casey 1 FF: None FR: None

PATRIOTS INDIVIDUAL STATISTICS

Rushing	Att	Yds	Avg	Lg	TD
J.Iosefa	14	51	3.6	15	0
B.Bolden	10	36	3.6	10	0
J.White	1	6	6.0	6	0
B.LaFell	1	0	0.0	0	0
Total	26	93	3.6	15	0

Passing	Att	Cmp	Yds	TD	Lg	IN	Rt
T.Brady	35	23	267	2	31	0	0107.7
Total	35	23	267	2	31	0	0107.7

Receiving	No	Yds	Avg	Lg	TD
J.White	7	71	10.1	30	1
R.Gronkowski	5	54	10.8	15	1
B.LaFell	4	88	22.0	31	0
K.Martin	3	26	8.7	11	0
B.Bolden	2	18	9.0	12	0
M.Williams	1	7	7.0	7	0
D.Amendola	1	3	3.0	3	0
Total	23	267	11.6	31	2

Interceptions	No	Yds	Avg	Lg	TD
J. Collins	1	51	51.0	51	0
M. Butler	1	0	0.0	0	0
Total	2	51	25.5	51	0

Leading Tacklers (Press Box Totals)
 P. Chung 7-5-2; J. Collins 7-3-4; L. Ryan 6-5-1; J. Mayo 6-2-4

Sacks: C. Jones 2; J. Collins 1; A. Hicks 1; J. Sheard 1 FF: C. Jones 1 FR: A. Hicks

GAME PREVIEW

TEAM NOTES

PLAYER NOTES

MEDIA

STATISTICS

ROSTERS

2017 TALE OF THE TAPE

	Tenn.	N.E.	NFL/Avg
OFFENSE			
GAMES (Won-Lost)	9-7	13-3	---
FIRST DOWNS	290	389	308.2
Rushing	97	107	91.3
Passing	157	232	185.0
Penalty	36	50	31.9
YDS GAINED (tot)	5024	6307	5345.1
Avg per Game	314.0	394.2	334.1
RUSHING (net)	1833	1889	1755.4
Avg per Game	114.6	118.1	109.7
Rushes	443	448	429.8
Yards per Rush	4.1	4.2	4.1
PASSING (net)	3191	4418	3589.7
Avg per Game	199.4	276.1	224.4
Passes Att.	496	587	546.5
Completed	306	389	339.3
Pct Completed	61.7	66.3	62.1
Yards Gained	3394	4619	3833.8
Sacked	35	35	37.3
Yards Lost	203	201	244.1
Had intercepted	17	8	13.4
Yards Opp Ret	262	63	198.3
Opp TDs on Int	2	1	1.3
PUNTS	75	58	76.4
Avg Yards	49.7	43.4	45.4
PUNT RETURNS	36	32	33.4
Avg Return	8.5	8.2	8.2
Returned for TD	0	0	0.3
KICKOFF RETURNS	28	28	32.4
Avg Return	22.1	22.2	21.6
Returned for TD	0	1	0.2
PENALTIES	85	95	106.9
Yards Penalized	785	835	924.2
FUMBLES BY	10	13	20.1
Fumbles Lost	8	4	8.6
Opp Fumbles	23	19	20.1
Opp Fum Lost	9	6	8.6
POSS. TIME (avg)	29:51	30:37	30:00
TOUCHDOWNS	33	49	38.3
Rushing	18	16	11.9
Passing	14	32	23.2
Returns	1	1	3.3
EXTRA-PT KICKS	31/33	45/47	94%
2-PT CONVERSIONS	0/0	2/2	43%
FIELD GOALS/FGA	35/42	37/40	27/32
POINTS SCORED	334	458	347.5
DEFENSE			
POINTS ALLOWED	356	296	347.5
OPP FIRST DOWNS	323	325	308.2
Rushing	68	98	91.3
Passing	231	204	185.0
Penalty	24	23	31.9
OPP YARDS GAINED	5248	5856	5345.1
Avg per Game	328.0	366.0	334.1
OPP RUSHING(net)	1420	1836	1755.4
Avg per Game	88.8	114.8	109.7
Rushes	398	390	429.8
Yards per Rush	3.6	4.7	4.1
OPP PASSING(net)	3828	4020	3589.7
Avg per Game	239.3	251.3	224.4
Passes Att.	605	590	546.5
Completed	369	367	339.3
Pct Completed	61.0	62.2	62.1
Sacked	43	42	37.3
Yards Lost	272	299	244.1
INTERCEPTED BY	12	12	13.4
Yards Returned	154	114	198.3
Returned for TD	0	0	1.3
OPP PUNT RETURNS	41	23	33.4
Avg return	7.0	4.6	8.2
OPP KICKOFF RET	32	58	32.4
Avg return	23.4	18.9	21.6
OPP TOUCHDOWNS	36	33	38.3
Rushing	5	6	11.9
Passing	27	24	23.2
Returns	4	3	3.3

2017 SCHEDULES & RESULTS



REGULAR SEASON			
Date	Opponent	W/L	Score
09/10	Oakland	L	16-26
09/17	at Jacksonville	W	37-16
09/24	Seattle	W	33-27
10/01	at Houston	L	14-57
10/08	at Miami	L	10-16
10/16	Indianapolis	W	36-22
10/22	at Cleveland	W (OT)	12-9
11/05	Baltimore	W	23-20
11/12	Cincinnati	W	24-20
11/16	at Pittsburgh	L	17-40
11/26	at Indianapolis	W	20-16
12/03	Houston	W	24-13
12/10	at Arizona	L	7-12
12/17	at San Francisco	L	23-25
12/24	L.A. Rams	L	23-27
12/31	Jacksonville	W	15-10
PLAYOFFS			
01/06	at Kansas City	W	22-21

REGULAR SEASON			
Date	Opponent	W/L	Score
09/07	Kansas City	L	27-42
09/17	at New Orleans	W	36-20
09/24	Houston	W	36-33
10/01	Carolina	L	30-33
10/05	at Tampa Bay	W	19-14
10/15	at N.Y. Jets	W	24-17
10/22	Atlanta	W	23-7
10/29	L.A. Chargers	W	21-13
11/12	at Denver	W	41-16
11/19	at Oakland	W	33-8
11/26	Miami	W	35-17
12/03	at Buffalo	W	23-3
12/11	at Miami	L	20-27
12/17	at Pittsburgh	W	27-24
12/24	Buffalo	W	37-16
12/31	N.Y. Jets	W	26-6

2017 REGULAR SEASON INDIVIDUAL LEADERS

Passing	Att	Cmp	Yds	Pct	Y/Att	TD	Int	Lg	Sack/	Lost	Rtg		
Titans	M. Mariota	453	281	3,232	62.0	7.1	13	15	75t	27/	173	79.3	
Patriots	T. Brady	581	385	4,577	66.3	7.9	32	8	64t	35/	201	102.8	
Rushing	No.	Yds	Avg	Long	TD								
Titans	D. Henry	176	744	4.2	75t	5							
	D. Murray	184	659	3.6	75t	6							
	M. Mariota	60	312	5.2	34t	5							
Patriots	D. Lewis	180	896	5.0	44	6							
	M. Gillislee	104	383	3.7	16	5							
	R. Burkhead	64	264	4.1	31	5							
Receiving	No.	Yds	Avg	Long	TD								
Titans	D. Walker	74	807	10.9	42	3							
	E. Decker	54	563	10.4	29	1							
	R. Matthews	53	795	15.0	75t	4							
	D. Murray	39	266	6.8	18	1							
Patriots	R. Gronkowski	69	1084	15.7	53t	8							
	B. Cooks	65	1082	16.6	64t	7							
	D. Amendola	61	659	10.8	27	2							
	J. White	56	429	7.7	27	3							
	C. Hogan	34	439	12.9	47t	5							
Interceptions	No.	Yds	Avg	Long	TD								
Titans	K. Byard	8	130	16.3	33	0							
Patriots	D. Harmon	4	12	3.0	12	0							
Punting	No.	Yds	Avg	Net	TB	In	Lg	B					
Titans	B. Kern	75	3,728	49.7	44.6	5	28	74	0				
Patriots	R. Allen	58	2,515	43.4	40.5	3	24	60	0				
Punt Returns	No.	FC	Yds	Avg	Lg	TD							
Titans	A. Jackson	34	9	290	8.5	46	0						
Patriots	D. Amendola	27	18	231	8.6	40	0						
Kickoff Returns	No.	Yds	Avg	Lg	TD								
Titans	A. Jackson	25	578	23.1	57	0							
Patriots	D. Lewis	23	570	24.8	103t	1							
Scoring/Kickers	PAT	FG	Pts										
Titans	R. Succop	31/33	35/42	136									
Patriots	S. Gostkowski	45/47	37/40	156									
Sacks	Tot												
Titans	D. Morgan	7.5											
Patriots	T. Flowers	6.5											
Tackles *	Tot	Solo	Asst										
Titans	W. Woodyard	172	104	68									
Patriots	D. McCourty	97	80	17									

* Titans tackle statistics from coaches' tally; opponents' tackles from press box tally

2017 INDIVIDUAL NFL RANKINGS

(qualifiers only, where applicable)

Category	Team	Player	Stat	NFL Rank
Passer Rating	Titans	Marcus Mariota	79.3	27
	Patriots	Tom Brady	102.8	3
Passing Yards	Titans	Marcus Mariota	3,232	30
	Patriots	Tom Brady	4,577	1
Passing TDs	Titans	Marcus Mariota	13	26t
	Patriots	Tom Brady	32	3
Rushing Yards	Titans	Derrick Henry	744	25
	Patriots	Dion Lewis	896	14
Rushing Average	Titans	Derrick Henry	4.2	18
	Patriots	Dion Lewis	5	3
Rushing TDs	Titans	DeMarco Murray	6	14t
	Patriots	Dion Lewis	6	14t
Receptions	Titans	Delanie Walker	74	19t
	Patriots	Rob Gronkowski	69	24t
Receiving Yards	Titans	Delanie Walker	807	32
	Patriots	Rob Gronkowski	1,084	10
Receiving TDs	Titans	Rishard Matthews	4	51t
	Patriots	Rob Gronkowski	9	4t
Sacks	Titans	Derrick Morgan	7.5	36t
	Patriots	Trey Flowers	6.5	46t
Interceptions	Titans	Kevin Byard	8	1t
	Patriots	Duron Harmon	4	12t

INDIVIDUAL HIGHLIGHTS VS. THE PATRIOTS

DT Jurrell Casey

- On 12/20/15 at New England, Casey posted four tackles and one sack.

WR Eric Decker

- In seven career contests against New England, Decker has caught 21 passes for 275 yards and two touchdowns.
- On 10/25/15 at New England, he caught six passes for 94 yards as a member of the New York Jets.
- On 12/27/15 against New England, he made three receptions for 47 yards and one touchdown as a member of the New York Jets.

WR Rishard Matthews

- On 10/29/15 at New England, Matthews caught seven passes for 62 yards as a member of the Miami Dolphins.

S Da'Norris Searcy

- On 9/8/13 against New England, Searcy recorded eight tackles and one sack as a member of the Buffalo Bills.

TE Delanie Walker

- In three career contests against the Patriots, Walker has recorded five receptions for 106 yards and three touchdowns.
- On 12/20/15 at New England, Walker caught two passes for 64 yards and two touchdowns, including a 57-yard touchdown reception.

WR Eric Weems

- On 9/27/09 at New England, Weems returned five kicks for 139 yards as a member of the Atlanta Falcons.

ILB Avery Williamson

- On 12/20/15 at New England, Williamson played in his only career contest against New England and posted 15 tackles.

ILB Wesley Woodyard

- In six career contests against the Patriots, Woodyard has tallied 51 tackles, 0.5 sack and one forced fumble.
- On 10/7/12 at New England, Woodyard notched 11 tackles and 0.5 sack as a member of the Denver Broncos.
- On 11/24/13 at New England, Woodyard recorded 15 tackles as a member of the Denver Broncos.

LAST WEEK'S STARTERS

Titans vs. Chiefs | Patriots vs. Jets (Week 17)

TITANS OFFENSE			PATRIOTS DEFENSE		
WR	18	Rishard Matthews	LE	55	Eric Lee
TE	82	Delanie Walker	DT	93	Lawrence Guy
LT	77	Taylor Lewan	DT	90	Malcom Brown
LG	67	Quinton Spain	RE	98	Trey Flowers
C	60	Ben Jones	LB	53	Kyle Van Noy
RG	64	Josh Kline	LB	52	Elandon Roberts
RT	78	Jack Conklin	DB	25	Eric Rowe
TE	81	Jonnu Smith	LCB	21	Malcolm Butler
WR	84	Corey Davis	RCB	24	Stephon Gilmore
QB	8	Marcus Mariota	S	32	Devin McCourty
RB	22	Derrick Henry	S	23	Patrick Chung
TITANS DEFENSE			PATRIOTS OFFENSE		
DE	94	Austin Johnson	WR	14	Brandin Cooks
DT	99	Jurrell Casey	LT	77	Nate Solder
OLB	91	Derrick Morgan	LG	62	Joe Thuney
ILB	59	Wesley Woodyard	C	60	David Andrews
ILB	54	Avery Williamson	RG	69	Shaq Mason
OLB	98	Brian Orakpo	RT	71	Cameron Fleming
CB	25	Adoree' Jackson	TE	87	Rob Gronkowski
CB	26	Logan Ryan	WR	80	Danny Amendola
SS	37	Johnathan Cyprien	QB	12	Tom Brady
FS	31	Kevin Byard	RB	33	Dion Lewis
CB	33	Tye Smith	FB	46	James Develin

2017 NFL PLAYOFF FIELD

American Football Conference

Seed/Team	Division	W-L
1. New England Patriots	East	13-3
2. Pittsburgh Steelers	North	13-3
3. Jacksonville Jaguars	South	10-6
4. Kansas City Chiefs	West	10-6
5. Tennessee Titans	South	9-7
6. Buffalo Bills	East	9-7

National Football Conference

Seed/Team	Division	W-L
1. Philadelphia Eagles	East	13-3
2. Minnesota Vikings	North	13-3
3. Los Angeles Rams	West	11-5
4. New Orleans Saints	South	11-5
5. Carolina Panthers	South	11-5
6. Atlanta Falcons	South	10-6

NFL Divisional Weekend

Saturday, January 13	
3:35 PM	NFC - Atlanta at Philadelphia (NBC)
7:15 PM	AFC - Tennessee at New England (CBS)
Sunday, January 14	
12:05 PM	AFC - Jacksonville at Pittsburgh (CBS)
3:40 PM	NFC - New Orleans at Minnesota (FOX)

Conference Championships

Sunday, January 21	
2:05 PM	AFC Championship (CBS)
5:50 PM	NFC Championship (FOX)

Super Bowl LII

Sunday, February 4	
5:30 PM	AFC Champion vs. NFC Champion (NBC)

WHERE THE TEAMS RANKED IN 2017

2017 OFFENSIVE STATISTICS AND NFL RANKING

OFFENSIVE STATS	TITANS		PATRIOTS	
	STAT	RANK	STAT	RANK
Yards / Game	314.0	23	394.2	1
Yards / Play	5.2	18	5.9	5
Rushing Yards / Game	114.6	15	118.1	10
Rushing Yards / Play	4.1	15	4.2	12
Passing Yards / Game	199.4	23	276.1	2
Passing Yards / Play	6.0	17	7.1	5
Interception Rate	3.4%	29	1.4%	2
Sacks / Pass Attempt	7.1%	18	6.0%	12
First Downs / Game	18.1	22t	24.3	1
Punt Return Avg	8.5	16	8.2	18
Kickoff Return Avg	22.1	13	22.2	12
Field Goals Made	83.3%	19t	92.5%	4
3rd Down Pct	35.2%	25	40.6%	10
4th Down Pct	50.0%	12t	61.5%	5
Red Zone Pct	52.5%	19	60.0%	5
Goal to Go%	71.4%	17t	79.0%	5
Avg Time of Possession	29:51	17	30:37	11
Points / Game	20.9	19	28.6	2
Turnover Ratio	-4	23t	+6	11

2017 DEFENSIVE STATISTICS AND NFL RANKING

DEFENSIVE STATS	TITANS		PATRIOTS	
	STAT	RANK	STAT	RANK
Yards / Game	328.0	13	366.0	29
Yards / Play	5.0	8	5.7	31
Rushing Yards / Game	88.8	4	114.8	20
Rushing Yards / Play	3.6	4	4.7	31
Passing Yards / Game	239.3	25	251.3	30
Passing Yards / Play	5.9	13	6.4	20
Interception Rate	2.0%	22	2.0%	21
Sacks / Pass Attempt	7.1%	13	7.1%	12
First Downs / Game	20.2	21t	20.3	24t
Punt Return Avg	7.0	15	4.6	4
Kickoff Return Avg	23.4	27	18.9	3
3rd Down Pct	36.5%	8	39.4%	21
4th Down Pct	62.5%	27t	43.5%	13
Red Zone Pct	48.2%	10	43.8%	4
Goal to Go%	63.3%	9	60.9%	7
Points / Game	22.3	17	18.5	5
Point Differential / Game	-1.4	16	10.1	1t
Yard Differential / Game	-14.0	17	28.2	9

PATRIOTS HEAD COACH BILL BELICHICK

BILL BELICHICK AT A GLANCE

- **Regular season record:** 250-118
- **Postseason record:** 26-10
- **Overall record:** 276-128
- **vs. Titans:** 10-7 (4-6 with Cle.; 6-1 with N.E.)
- **on the road vs. Titans:** 5-3
- **at home vs. Titans:** 5-4
- **vs. Mike Mularkey:** 6-0
- **Year as Patriots head coach:** 18
- **Year as NFL head coach:** 23



Bill Belichick's Assistant Coaching Staff:

Josh McDaniels	Offensive Coordinator / Quarterbacks
Matt Patricia	Defensive Coordinator
Dante Scarnecchia	Offensive Line Coach
Joe Judge	Special Teams Coach
Josh Boyer	Cornerbacks Coach
Ivan Fears	Running Backs Coach
Brian Flores	Linebackers Coach
Chad O'Shea	Wide Receivers Coach
Nick Caley	Tight Ends Coach
Moses Cabrera	Head Strength and Conditioning Coach
Brendan Daly	Defensive Line Coach
Steve Belichick	Safeties Coach
Jerry Schuplinski	Assistant Quarterbacks Coach
Ray Ventrone	Assistant Special Teams Coach
James Hardy	Assistant Strength and Conditioning Coach

Bill Belichick is in his 43rd season as an NFL coach, his 23rd season as an NFL head coach and his 18th season as the head coach of the Patriots.

During the 2017 season, Belichick became the third winningest coach in NFL history, surpassing **Tom Landry's** (270) career win total.

Belichick guided New England to a 34-28 overtime win against Atlanta in Super Bowl LI, his fifth Super Bowl win as a head coach, passing **Chuck Noll** for the most in league history. In the process, he won his 26th career playoff game, adding to his NFL record and tied Landry and **Don Shula** by coaching in his 36th postseason game in Super Bowl LI.

Belichick led the Patriots to a 14-2 regular-season record in 2016 to become the first head coach to win at least 14 regular season games in five separate seasons. He also captured his 14th AFC East title, passing Landry and Shula with 13. It was the eighth consecutive division crown for New England, which is also an NFL record.

In 2015, Belichick guided New England to a 12-4 record, a record seventh consecutive AFC East crown and fifth straight AFC Championship Game.

In 2014, Belichick led the Patriots to a win in Super Bowl XLIX, his fourth Super Bowl win as a head coach, matching Noll for most Super Bowl victories. In the process, he won three postseason games to set an NFL record for career playoff victories by a head coach.

In 2013, Belichick guided New England to a 12-4 record, a fifth consecutive AFC East crown and third straight appearance in the AFC Championship Game. With his fifth victory of the season in 2013, Belichick passed Noll for fifth place on the NFL wins list with his 210th win as a head coach. With the victory over Indianapolis in the Divisional Playoff, Belichick collected his 19th playoff win to tie Shula (19) for the second most postseason wins among head coaches.

From 2003-12, Belichick won more regular-season games (126) and more games overall (140) over a 10-year stretch than any other head coach in NFL history.

In 2007, Belichick earned Associated Press NFL Coach of the Year honors as the Patriots became the fourth team in the league's 90-year history to complete an undefeated regular season.

Belichick directed the 2006 Patriots to a berth in the AFC Championship game for the third time in four years and for the fourth time in six seasons. In 2005, New England won 11 games despite being forced to use 45 different starters, an NFL record for a division champion. New England capped off the 2004 season with another memorable playoff run, culminating in a 24-21 victory over the Philadelphia Eagles in Super Bowl XXXIX.

In 2001, his second season with the Patriots, the team rebounded from a 5-11 record in 2000 to improve to 11- 5, tying what was then the franchise regular-season record for wins. With a 20-17 victory over the Rams in Super Bowl XXXVI, the Patriots tied the franchise's then-record of 14 overall wins. In 2003 and 2004, the Patriots eclipsed those marks in each season, posting identical 14-2 records in the regular season and notching 17 total wins and a Super Bowl title in each year.

Born in Nashville, Belichick grew up in Annapolis, Md., and later was a center and tight end at Wesleyan University in Middletown, Conn. He launched his coaching career in 1975 with the Baltimore Colts and continued as an assistant coach with Detroit (1976-77), Denver (1978) and the New York Giants (1979-1990).

TITANS-PATRIOTS CONNECTIONS

FORMER PATRIOTS

- Titans QB **Matt Cassel** was originally selected by the Patriots in the seventh round (230th overall) of the 2005 NFL Draft. He spent four seasons with the team (2005–2008), playing in 30 games and throwing 23 touchdowns. Cassel stepped into the starting role in 2008 after an injury to Patriots QB **Tom Brady**, leading the team to an 11-5 record.
- Titans G **Josh Kline** signed with the Patriots as a rookie free agent in May 2013. In three seasons with the team, Kline played in 33 games with 20 starts. He was a member of the Patriots 2014 Super Bowl-winning team.
- Titans general manager **Jon Robinson** spent 12 years with the Patriots, including his last five years there (2009-13) as the director of college scouting. He joined the Patriots as an area scout in 2002, a role he served for four seasons. Robinson then spent two years (2006-07) as a regional scout, before being promoted to assistant director of college scouting in 2008 and then director in 2009. In his time scouting for the Patriots the team won 10 division titles, four conference titles and two Super Bowls (2003, 2004). A number of Patriots players he scouted also contributed to the Super Bowl win following the 2014 campaign, when Robinson had already left the club for Tampa Bay.
- Titans CB **Logan Ryan** is a former Patriot (see right).

FORMER TITANS

- Patriots WR **Kenny Britt** was originally drafted by the Titans in the first round (30th overall) of the 2009 NFL draft. In five seasons with the club (2009-2013), Britt played in 57 games, starting 30. He totaled 157 receptions for 2,450 yards and 19 touchdowns.

PATRIOTS WITH TENNESSEE CONNECTIONS

- Patriots head coach **Bill Belichick** was born in Nashville.
- Patriots DL **Adam Butler** played college football at Vanderbilt. In four seasons with the Commodores (2012–2015), Butler played in 49 games with 36 starts, recording 109 tackles, 9.5 sacks, one forced fumble and two blocked extra points.
- Patriots K **Stephen Gostkowski** went to Memphis. He finished his college career 13th in Division 1-A history with 359 points, which set a Memphis record, and 14th with 70 field goals.
- Patriots LB **Dont'a Hightower** (IR) grew up in Lewisburg, Tenn. He attended Marshall County High School where he was named 3A Mr. Football and was ranked the No. 15 inside linebacker in the nation in 2008.
- Patriots OL **Shaq Mason** is a native of Columbia, Tenn., and attended Columbia Central High School. He was named All-State and All-District in 2009 and 2010 and was selected to play in the Tennessee East-West All-Star game.

TITANS WITH NEW ENGLAND CONNECTIONS

- Titans WR **Tajae Sharpe** (IR) played college football at Massachusetts. In four seasons with the Minutemen (2012–2015), Sharpe appeared in 47 games with 43 starts and finished his career as the school's all-time receiving leader with 277 receptions and 3,486 receiving yards. He was named first-team All-MAC in both 2014 and 2015 and finished his collegiate career ranked third in school history with 16 touchdowns, and sixth with 3,497 all-purpose yards.
- Titans assistant wide receivers coach **Luke Steckel** was born in Boston, Mass.
- Titans strength and conditioning coach **Steve Watterson** is a native of Newport, R.I., and attended the University of Rhode Island.
- Titans assistant defensive line coach **Keith Willis** held the same role at Boston College from 2001-2006.

NOTABLE PRO TEAMMATES

- Titans S **Brynden Trawick** and TE **Phillip Supernaw** with Patriots DL **Lawrence Guy** at Baltimore ... Titans S **Da'Norris Searcy** with Patriots DL **Alan Branch**, CB **Stephon Gilmore** and WR **Chris Hogan** at Buffalo ... Titans QB **Matt Cassel** with Patriots RB **Mike Gillislee**, CB **Stephon Gilmore** and WR **Chris Hogan** at Buffalo ... Titans WR **Eric Weems** with Patriots TE **Martellus Bennett** (IR) and LB **Shea McClellin** (IR) at Chicago ... Titans RB **DeMarco Murray** with Patriots TE **Martellus Bennett** (IR) at Dallas ... Titans C **Ben**

TITANS CB LOGAN RYAN



- Titans CB **Logan Ryan** was drafted by the Patriots in the third round (83rd overall) of the 2013 NFL Draft. Ryan played in all 64 regular season games in his four seasons (2013–2016) with the club. He totaled 251 tackles and 13 interceptions, one of which he ran back for a touchdown. Ryan is a two-time Super Bowl Champion, winning the title with the Patriots following the 2014 and 2016 campaigns.

Jones with Patriots QB **Brian Hoyer** at Houston ... Titans OLB **Erik Walden** with Patriots DL **Lawrence Guy**, DL **Ricky Jean Francois**, RB **Dion Lewis** and TE **Dwayne Allen** at Indianapolis ... Titans WR **Eric Decker** with Patriots LB **David Harris** at New York Jets ... Titans G/T **Dennis Kelly** with Patriots S **Patrick Chung**, RB **Dion Lewis** and DB **Eric Rowe** at Philadelphia ... Titans RB **DeMarco Murray** with Patriots DB **Eric Rowe** at Philadelphia ... Titans TE **Delanie Walker** with Patriots DL **Ricky Jean Francois** at San Francisco ... Titans LB **Daren Bates** with Patriots WR **Danny Amendola** at St. Louis ... Titans OLB **Brian Orakpo** with Patriots DL **Ricky Jean Francois** at Washington.

NOTABLE COLLEGE TEAMMATES

- Titans RB **Derrick Henry** with Patriots CB **Cyrus Jones** (IR) at Alabama ... Titans LB **Daren Bates** with Patriots DB **Jonathan Jones** at Auburn ... Titans C **Ben Jones** with Patriots C **David Andrews** and WR **Malcolm Mitchell** (IR) at Georgia ... Titans G **Josh Kline** and Patriots WR **Julian Edelman** (IR) at Kent State ... Titans DE **David King** with Patriots DL **Geneo Grissom** at Oklahoma.

COACHING CONNECTIONS

- Titans assistant wide receivers coach **Luke Steckel** was the assistant to the head coach in Cleveland when Patriots assistant special teams coach **Ray Ventrone** played for the Browns.
- Titans special teams assistant **Craig Aukerman** with Patriots offensive coordinator/quarterbacks coach **Josh McDaniels** at Denver ... Titans assistant strength and conditioning coach **Tom Kanavy** with Patriots defensive line coach **Brendan Daly** and receivers coach **Chad O'Shea** at Minnesota ... Titans running backs coach **Sylvester Croom** with Patriots defensive line coach **Brendan Daly** and offensive coordinator/quarterbacks coach **Josh McDaniels** at St. Louis.
- Titans running backs coach **Sylvester Croom** with Patriots special teams coach **Joe Judge** at Mississippi State.

COACH-PLAYER CONNECTIONS

- Titans defensive line coach **Nick Eason** and Patriots QB **Brian Hoyer** played together in Arizona. Titans secondary coach **Deshaea Townsend** and offensive line coach **Russ Grimm** were on the Cardinals' coaching staff during this time.
- Patriots DL **Alan Branch** played for the Cardinals when Titans offensive line coach **Russ Grimm** was the assistant head coach/offensive line coach in Arizona.
- Patriots QB **Brian Hoyer** played in Cleveland when Titans assistant offensive line coach **Mike Sullivan** and defensive line coach **Nick Eason** were on the Browns' coaching staff.
- Titans assistant offensive line coach **Mike Sullivan**, defensive line coach **Nick Eason**, strength and conditioning assistant **Taylor Porter** and assistant wide receivers coach **Luke Steckel** were all on the coaching staff in Cleveland when Patriots CB **Johnson Bademosi** played for the Browns. Patriots assistant special teams coach **Ray Ventrone** and Titans QB **Brandon Weeden** also played for the Browns at this time.
- Patriots offensive coordinator/quarterbacks coach **Josh McDaniels**

TITANS-PATRIOTS CONNECTIONS

- was the head coach in Denver when Titans WR **Eric Decker**, P **Brett Kern** and LB **Wesley Woodyard** all played for the Broncos.
- Titans QB **Matt Cassel** played for the Vikings when Patriots defensive line coach **Brendan Daly** held the same role in Minnesota.
- Patriots assistant special teams coach **Ray Ventrone** and Titans QB **Matt Cassel** played together at New England.
- Titans wide receivers coach **Frisman Jackson** and Patriots LB **David Harris** played together for the Jets. Titans quarterbacks coach **Jason Michael** was the tight ends coach for the Jets during this time.
- Patriots LB **James Harrison** and Titans defensive line coach **Nick Eason** played together in Pittsburgh. Titans assistant head coach/defensive coordinator **Dick LeBeau** and linebackers coach **Lou Spanos** were on the Steelers' coaching staff at the time. Titans head coach **Mike Mularkey** also coached in Pittsburgh during Harrison's tenure with the team.
- Patriots QB **Brian Hoyer** played in Pittsburgh when Titans assistant head coach/defensive coordinator **Dick LeBeau** was the Steelers' defensive coordinator.
- Titans assistant special teams coach **Craig Aukerman** and quarterbacks coach **Jason Michael** were on the Chargers' coaching staff when Patriots DL **Lawrence Guy** played in San Diego.
- Patriots DL **Ricky Jean Francois** played for the 49ers when Titans quarterbacks coach **Jason Michael** held the same role in San Francisco.
- Titans running backs coach **Sylvester Croom** held the same role in St. Louis when Patriots WR **Danny Amendola** played for the Rams.
- Patriots DT **Vincent Valentine** (IR) played college football at Nebraska when Titans strength and conditioning assistant **Taylor Porter** held the same role for the Cornhuskers.

CAREER STATS VS. THE PATRIOTS: TITANS OFFENSE

QUARTERBACKS

Matt Cassel

Date	Opp	W-L	G/S	Att	Cmp	Pct	Yds	Yd/A	TD	TD%	Int	Int%	Lg	Sk	Lst	Rate
9/14/14	NE	L	QB	36	19	52.8	202	5.61	1	2.8	4	11.1	26	6	39	39.1
Totals		0-1	1/1	36	19	52.8	202	5.61	1	2.8	4	11.1	26	6	39	39.1

Marcus Mariota

Date	Opp	W-L	G/S	Att	Cmp	Pct	Yds	Yd/A	TD	TD%	Int	Int%	Lg	Sk	Lst	Rate
12/20/15	@ NE	L	QB	6	3	50.0	32	5.33	0	0.0	0	0.0	19	3	32	66.0
Totals		0-1	1/1	6	3	50.0	32	5.33	0	0.0	0	0.0	19	3	32	66.0

Brandon Weeden

Date	Opp	W-L	G/S	Att	Cmp	Pct	Yds	Yd/A	TD	TD%	Int	Int%	Lg	Sk	Lst	Rate
10/11/15	NE	L	QB	39	26	66.7	187	4.79	0	0.00	1	2.6	21	3	24	66.9
Totals		0-1	1/1	39	26	66.7	187	4.79	0	0.00	1	2.6	21	3	24	66.9

RUNNING BACKS/FULLBACKS

David Fluellen (RB)

Date	Opp	W-L	G/S	Att	Rushing				Receiving							
					Yds	Avg	Lg	TD	Rec	Yds	Avg	Lg	TD			
None																
Totals		0-0	0/0	0	0	-	-	0	0	0	-	-	0			

Derrick Henry (RB)

Date	Opp	W-L	G/S	Att	Rushing				Receiving				
					Yds	Avg	Lg	TD	Rec	Yds	Avg	Lg	TD
None													
Totals		0-0	0/0	0	0	-	-	0	0	0	-	-	0

Khalfani Muhammad (RB)

Date	Opp	W-L	G/S	Att	Rushing				Receiving				
					Yds	Avg	Lg	TD	Rec	Yds	Avg	Lg	TD
None													
Totals		0-0	0/0	0	0	-	-	0	0	0	-	-	0

DeMarco Murray (RB)

Date	Opp	W-L	G/S	Att	Rushing				Receiving				
					Yds	Avg	Lg	TD	Rec	Yds	Avg	Lg	TD
10/16/11	@ NE	L		11	34	3.1	8	0	1	7	7.0	7	0
12/6/15	@ NE	W		8	24	3.0	19	0	0	0	-	-	0
Totals		1-1	2/0	19	58	3.1	19	0	1	7	7.0	7	0

CAREER STATS VS. THE PATRIOTS: TITANS OFFENSE

WIDE RECEIVERS

Corey Davis

Date	Opp	W-L	G/S	Rec	Yds	Avg	Lg	TD
None								
Totals		0-0	0/0	0	0	-	-	0

Eric Decker

Date	Opp	W-L	G/S	Rec	Yds	Avg	Lg	TD
12/18/11	NE	L	WR	1	22	22	22	0
10/7/12	@ NE	L	WR	4	21	5.3	12	1
11/24/13	@ NE	L	WR	1	5	5.0	5	0
10/16/14	@ NE	L	WR	4	65	16.3	24	0
12/21/14	NE	L	WR	2	21	10.5	13	0
10/25/15	@ NE	L	WR	6	94	15.7	24	0
12/27/15	NE	W	WR	3	47	15.7	25	1
Totals		1-6	7/7	21	275	13.1	25	2

Harry Douglas

Date	Opp	W-L	G/S	Rec	Yds	Avg	Lg	TD
9/29/13	NE	L	WR	5	68	13.6	40	0
12/20/15	@ NE	L	WR	2	15	7.5	10	0
Totals		0-2	2/2	7	83	11.9	40	0

Rishard Matthews

Date	Opp	W-L	G/S	Rec	Yds	Avg	Lg	TD
12/2/12	NE	L		1	28	28.0	28	0
12/30/12	@ NE	L	WR	3	36	12.0	20	0
10/27/13	@ NE	L		3	30	10.0	20	0
12/15/13	NE	W	WR	5	64	12.8	24	0
9/7/14	NE	W		0	0	-	-	0
12/14/14	@ NE	L		2	16	8.0	11	0
10/29/15	@ NE	L	WR	7	62	8.9	17	0
Totals		2-5	7/3	21	236	11.2	28	0

Taywan Taylor

Date	Opp	W-L	G/S	Rec	Yds	Avg	Lg	TD
None								
Totals		0-0	0/0	0	0	-	-	0

Eric Weems

Date	Opp	W-L	G/S	Rec	Yds	Avg	Lg	TD
9/27/09	@ NE	L		0	0	-	-	0
Totals		0-1	1/0	0	0	-	-	0

TIGHT ENDS

Jonnu Smith

Date	Opp	W-L	G/S	Rec	Yds	Avg	Lg	TD
None								
Totals		0-0	0/0	0	0	-	-	0

Luke Stocker

Date	Opp	W-L	G/S	Rec	Yds	Avg	Lg	TD
10/5/17	NE	L		0	0	-	-	0
Totals		0-1	1/0	0	0	-	-	0

Phillip Supernaw

Date	Opp	W-L	G/S	Rec	Yds	Avg	Lg	TD
12/20/15	@ NE	L	TE	0	0	-	-	0
Totals		0-1	1/1	0	0	-	-	0

Delanie Walker

Date	Opp	W-L	G/S	Rec	Yds	Avg	Lg	TD
10/5/08	NE	L	TE	1	8	8.0	8	0
12/16/12	@ NE	W		2	34	17.0	34t	1
12/20/15	@ NE	L	TE	2	64	32	57t	2
Totals		1-2	3/2	5	106	21.2	42	3

CAREER STATS VS. THE PATRIOTS: TITANS SPECIALISTS

RETURNERS

Adoree' Jackson

Date	Opp	W-L	PR	FC	Yds	Avg	Lg	TD	KR	Yds	Avg	Lg	TD
None													
Totals		0-0	0/0	0	0	-	-	0	0	0	-	-	0

Eric Weems

Date	Opp	W-L	PR	FC	Yds	Avg	Lg	TD	KR	Yds	Avg	Lg	TD
9/27/09	@ NE	L	0	1	0	-	-	0	5	139	27.8	34	0
Totals		0-1	0	1	0	-	-	0	5	139	27.8	34	0

PUNTERS

Brett Kern

Date	Opp	W-L	Num	Blk	Yds	Avg	Lg	TB	In20	NetAvg
10/20/08	@ NE	L	5	0	243	48.6	62	1	1	32.0
10/11/09	NE	W	5	0	231	46.2	64	1	2	37.8
9/9/12	NE	L	4	0	209	52.3	56	0	2	45.5
12/20/15	@ NE	L	5	0	272	54.4	61	0	1	47.2
Totals		1-3	19	0	955	50.3	64	2	6	40.4

KICKERS

Ryan Succop

Date	Opp	W-L	FGM	FGA	Pct	XPM	XPA	1-19	20-29	30-39	40-49	50+	Lg	KO	TB
11/21/11	@ NE	L	1	1	100.0	0	0	0-0	1-1	0-0	0-0	0-0	26	1	0
12/20/15	@ NE	L	1	1	100.0	1	2	0-0	0-0	0-0	1-1	0-0	49	4	3
Totals		0-2	2	2	100.0	1	2	0-0	1-1	0-0	1-1	0-0	49	5	3

CAREER STATS VS. THE PATRIOTS: TITANS DEFENSE

Daren Bates (LB)

Date	Opp	W-L	G/S	Tackle	Sack	Int	FF	FR
None								
Totals								

Jayon Brown (LB)

Date	Opp	W-L	G/S	Tackle	Sack	Int	FF	FR
None								
Totals								

Kevin Byard (S)

Date	Opp	W-L	G/S	Tackle	Sack	Int	FF	FR
None								
Totals								

Josh Carraway (OLB)

Date	Opp	W-L	G/S	Tackle	Sack	Int	FF	FR
None								
Totals								

Jurrell Casey (DT)

Date	Opp	W-L	G/S	Tackle	Sack	Int	FF	FR
9/9/12	NE	L	DT	2	0	0	0	0
12/20/15	@ NE	L	DT	4	1.0	0	0	0
Totals								

Johnathan Cyprien (S)

Date	Opp	W-L	G/S	Tackle	Sack	Int	FF	FR
None								
Totals								

Kevin Dodd (OLB)

Date	Opp	W-L	G/S	Tackle	Sack	Int	FF	FR
None								
Totals								

Adoree' Jackson (CB)

Date	Opp	W-L	G/S	Tackle	Sack	Int	FF	FR
None								
Totals								

Austin Johnson (DL)

Date	Opp	W-L	G/S	Tackle	Sack	Int	FF	FR
None								
Totals								

David King (DE)

Date	Opp	W-L	G/S	Tackle	Sack	Int	FF	FR
None								
Totals								

Karl Klug (DE)

Date	Opp	W-L	G/S	Tackle	Sack	Int	FF	FR
9/9/12	NE	L	DT	0	0	0	0	0
12/20/15	@ NE	L	L	4	0.5	0	0	0
Totals								

Brice McCain (CB)

Date	Opp	W-L	G/S	Tackle	Sack	Int	FF	FR
1/3/10	NE	W	CB	0	0	0	0	0
12/1/13	NE	L		3	0	0	0	0
1/3/16	NE	W	CB	3	0	0	0	0
Totals								

Derrick Morgan (OLB)

Date	Opp	W-L	G/S	Tackle	Sack	Int	FF	FR
9/9/12	NE	L	DE	8	0	0	0	0
Totals								

Brian Orakpo (OLB)

Date	Opp	W-L	G/S	Tackle	Sack	Int	FF	FR
12/11/11	NE	L	OLB	1	0	0	0	0
12/20/15	@ NE	L	OLB	5	0	0	0	0
Totals								

Nate Palmer (LB)

Date	Opp	W-L	G/S	Tackle	Sack	Int	FF	FR
None								
Totals								

Kalan Reed (CB)

Date	Opp	W-L	G/S	Tackle	Sack	Int	FF	FR
None								
Totals								

Curtis Riley (DB)

Date	Opp	W-L	G/S	Tackle	Sack	Int	FF	FR
None								
Totals								

Logan Ryan (CB)

Date	Opp	W-L	G/S	Tackle	Sack	Int	FF	FR
None								
Totals								

Da'Norris Searcy (S)

Date	Opp	W-L	G/S	Tackle	Sack	Int	FF	FR
9/25/11	NE	W		0	0	0	0	0
1/1/12	@ NE	L		0	0	0	0	0
9/30/12	NE	L		2	0	0	1	0
11/11/12	@ NE	L		3	0	0	0	0
9/8/13	NE	L	FS	8	1.0	0	0	1
12/29/13	@ NE	L		7	0	0	0	0
10/12/14	NE	L		2	0	0	0	0
12/28/14	@ NE	W	S	6	0	0	0	0
Totals								

Tye Smith (CB)

Date	Opp	W-L	G/S	Tackle	Sack	Int	FF	FR
None								
Totals								

Brynden Trawick (S)

Date	Opp	W-L	G/S	Tackle	Sack	Int	FF	FR
12/22/13	NE	L		0	0	0	0	0
Totals								

Erik Walden (OLB)

Date	Opp	W-L	G/S	Tackle	Sack	Int	FF	FR
9/7/08	@ NE	L		0	0	0	0	0
11/23/08	NE	L		0	0	0	0	0
11/8/09	@ NE	L		0	0	0	0	0
12/6/09	NE	W		0	0	0	0	0
12/19/10	@ NE	L	OLB	9	0	0	0	0
11/16/14	NE	L	OLB	1	0	0	0	0
10/18/15	NE	L	OLB	5	0	0	0	0
Totals								

Sylvester Williams (DL)

Date	Opp	W-L	G/S	Tackle	Sack	Int	FF	FR
11/24/13	@ NE	L		1	0	0	0	0
11/2/14	@ NE	L	DT	0	0	0	0	0
11/29/15	NE	W	NT	0	0	0	0	0
12/18/16	NE	L	NT	1	0	0	0	0
Totals								

Avery Williamson (ILB)

Date	Opp	W-L	G/S	Tackle	Sack	Int	FF	FR
12/20/15	@ NE	L	MLB	15	0	0	0	0
Totals								

Wesley Woodyard (ILB)

Date	Opp	W-L	G/S	Tackle	Sack	Int	FF	FR
10/20/08	@ NE	L		0	0	0	0	0
10/11/09	NE	W		5	0	0	1	0
12/18/11	NE	L	LB	8	0	0	0	0
10/7/12	@ NE	L	WLB	11	0.5	0	0	0
11/24/13	@ NE	L	MLB	15	0	0	0	0
12/20/15	@ NE	L	ILB	12	0	0	0	0
Totals								

PROJECTED TITANS LINEUP

OFFENSIVE STARTERS

WR 18-Rishard Matthews (6-0, 217, 6th year, Nevada) - After arriving in 2016 as a free agent, he caught 118 passes for 1,740 yards and 13 touchdowns in his first two seasons as a Titan. In four years with Miami, he totaled 107 catches, 1,396 yards and eight touchdowns.

	G	GS	Rec	Yds	Avg	Lg	TD
2017	14	11	53	795	15.0	75t	4
Career	79	37	225	3,136	13.9	75t	21
2017 Playoffs	1	1	1	15	15.0	15	0

TE 82-Delanie Walker (6-2, 248, 12th Year, Central Missouri) - The 2013 free agent acquisition played seven years with the 49ers before arriving in Tennessee. In 2017, the former sixth-round pick led the team with 74 receptions and 807 receiving yards.

	G	GS	Rec	Yds	Avg	Lg	TD
2017	16	11	74	807	10.9	42	3
Career	175	95	479	5,621	11.7	68	34
2017 Playoffs	1	1	6	74	12.3	22	0

LT 77-Taylor Lewan (6-7, 309, 4th Year, Michigan) - The team's first-round pick in 2014 (11th overall) started 53 total games at left tackle in his first four seasons. In 2016 and 2017 he started all 32 games and was elected to the Pro Bowl both seasons.

2017 G/GS: 16/16, **Career G/GS:** 58/53, **2017 Playoffs G/GS:** 1/1

LG 67-Quinton Spain (6-4, 330, 3rd Year, West Virginia) - Spain joined the Titans as a rookie free agent after playing in 50 career games at West Virginia. He started 33 total games in his first three seasons at left guard.

2017 G/GS: 14/14, **Career G/GS:** 35/33, **2017 Playoffs G/GS:** 1/1

C 60-Ben Jones (6-3, 308, 6th Year, Georgia) Added as an unrestricted free agent in 2016, the former fourth-round pick played in 64 games in four previous seasons with the Houston Texans. He started all 32 games during his first two seasons in Tennessee.

2017 G/GS: 16/16, **Career G/GS:** 96/75, **2017 Playoffs G/GS:** 1/1

RG 64-Josh Kline (6-3, 300, 5th Year, Kent State) - Kline was claimed off waivers in 2016 after spending his first three NFL seasons with the Patriots, seeing time at both guard spots. He started 30 games at right guard in his first two seasons with Tennessee.

2017 G/GS: 16/16, **Career G/GS:** 63/48, **2017 Playoffs G/GS:** 1/1

RT 78-Jack Conklin (6-6, 308, 2nd Year, Michigan State) - Conklin was the eighth-overall draft pick in 2016 following three years primarily as a left tackle at Michigan State. He started all 16 games in both of his first two NFL seasons and was named first-team All-Pro as a rookie.

2017 G/GS: 16/16, **Career G/GS:** 32/32, **2017 Playoffs G/GS:** 1/1

WR 84-Corey Davis (6-3, 209, Rookie, Western Michigan) - The fifth-overall draft pick in 2017 caught 34 balls for 375 yards in 11 games as a rookie. Collegiately, he set an FBS record with 5,285 career receiving yards at Western Michigan.

	G	GS	Rec	Yds	Avg	Lg	TD
2017/Career	11	9	34	375	11.0	37	0
2017 Playoffs	1	1	4	35	8.8	13	0

QB 8-Marcus Mariota (6-4, 222, 3rd Year, Oregon) - The 2015 second-overall draft pick's 93.8 passer rating ranked sixth in NFL history in a player's first two seasons, during which time he passed for 6,244 yards and 45 touchdowns with 19 interceptions in 27 games. His 16 games with at least two touchdown passes in his first two seasons tied for third all-time.

	Passing G	GS	Att	Cmp	Pct	Yds	TD	Int	Lg	Sk	Rate
2017	15	15	453	281	62.0	3,232	13	15	75t	27	79.3
Career	42	42	1,274	787	61.8	9,476	58	34	75t	88	88.6
'17 Playoffs	1	1	31	19	61.3	205	2	1	29	2	88.8

	Rushing Att	Yds	Avg	Lg	TD
2017	60	312	5.2	34t	5
Career	154	913	5.9	87t	9
'17 Playoffs	8	46	5.8	17	0

TE 81-Jonnu Smith (6-3, 248, Rookie, Florida International) - The 2017 third-round draft pick caught two touchdown passes and appeared in all 16 games with 13 starts as a rookie.

	G	GS	Rec	Yds	Avg	Lg	TD
2017/Career	16	13	18	157	8.7	32t	2
2017 Playoffs	1	1	2	15	7.5	10	0

RB 29-DeMarco Murray (6-1, 220, 7th Year, Oklahoma) - The Titans acquired Murray in a 2016 trade after five previous years in Dallas (2011-14) and Philadelphia (2015). In 2016, he led the AFC and ranked third in the NFL in rushing (1,287 yards), earning his third Pro Bowl berth. He was the

2014 NFL Offensive Player of the Year (1,845 rushing yards).

	G	GS	Att	Yds	Avg	Lg	TD	Rec	Yds	Avg	Lg	TD
2017	15	15	184	659	3.6	75t	6	39	266	6.8	18	1
Career	99	86	1,604	7,174	4.5	91t	49	307	2,165	7.1	44	6
'17 Playoffs	0	0	0	0	-	-	0	0	0	-	-	0

KEY OFFENSIVE RESERVES

QB 16-Matt Cassel (6-4, 228, 13th Year, Southern California) - The 2016 free-agent signee spent 11 previous seasons with New England, Kansas City, Minnesota, Buffalo and Dallas. He was a seventh-round pick with the Patriots in 2005 and made the Pro Bowl with the Chiefs in 2010. In 2017, he played in two games with one start and threw one touchdown pass.

	G	GS	Att	Cmp	Pct	Yds	TD	Int	Lg	Sk	Rate
2017	2	1	42	25	59.5	162	1	2	17	8	55.9
Career	105	81	2,666	1,571	58.9	17,449	104	81	79t	209	78.8
'17 Playoffs	0	0	0	0	-	0	0	0	0	0	-

WR 87-Eric Decker (6-3, 214, 8th Year, Minnesota) - Added as a free agent late in the 2017 offseason, he spent his first four NFL seasons in Denver and the next three campaigns with the Jets, totaling 385 catches for 5,253 yards and 52 touchdowns during that time. He caught 54 passes for 563 yards and one score in his first season with Tennessee.

	G	GS	Rec	Yds	Avg	Lg	TD
2017	16	8	54	563	10.4	29	1
Career	111	83	439	5,816	13.2	74t	53
2017 Playoffs	1	0	2	21	10.5	22t	1

WR 83-Harry Douglas (6-0, 183, 10th year, Louisville) - Signed as an unrestricted free agent from Atlanta in 2015, he had 51 receptions for 621 yards and two touchdowns in his first two seasons in Tennessee and spent most of the 2017 campaign on injured reserve.

	G	GS	Rec	Yds	Avg	Lg	TD
2017	2	0	1	8	8.0	8	0
Career	118	40	310	3,759	12.1	80t	10
2017 Playoffs	0	0	0	0	-	-	0

RB 22-Derrick Henry (6-3, 247, 2nd Year, Alabama) - The Heisman Trophy winner was drafted in the second round (45th overall) after rushing for an Alabama-record 3,591 yards and 42 touchdowns. He played in all 16 games during his second campaign with Tennessee, scoring six total touchdowns.

	G	GS	Att	Yds	Avg	Lg	TD	Rec	Yds	Avg	Lg	TD
2017	16	2	176	744	4.2	75t	5	11	136	12.4	66t	1
Career	31	4	286	1,234	4.3	75t	10	24	273	11.4	66t	1
'17 Playoffs	1	1	23	156	6.8	35t	1	2	35	17.5	29	0

G/T 71-Dennis Kelly (6-8, 321, 6th Year, Purdue) - The former fifth-round pick was acquired in a 2016 trade with the Eagles. In his second year in Tennessee, he played in all 16 games with one start as an extra tight end, a package in which he saw extensive time.

2017 G/GS: 16/1, **Career G/GS:** 62/22, **2017 Playoffs G/GS:** 1/0

WR 13-Taywan Taylor (5-11, 203, Rookie, Western Kentucky) - The 2017 third-round pick caught one touchdown pass and appeared in all 16 games with four starts in his rookie campaign.

	G	GS	Rec	Yds	Avg	Lg	TD
2017/Career	16	4	16	231	14.4	53t	1
2017 Playoffs	1	0	1	4	4.0	4	0

SPECIALISTS

P 6-Brett Kern (6-2, 214, 10th Year, Toledo) - Claimed off waivers from the Broncos during the 2009 season, in 2017 Kern led the NFL with a 49.7 gross average and a 44.6 net average, both of which set career highs and franchise records. He was named to his first career Pro Bowl in 2017.

	G	Punt	Bik	Yds	Avg	Lg	TB	I20	NetAvg
2017	16	75	0	3,728	49.7	74	5	28	44.6
Career	160	760	4	34,773	45.8	79	49	279	40.0
'17 Playoffs	1	3	0	131	43.7	57	0	2	41.0

K 4-Ryan Succop (6-2, 218, 9th Year, South Carolina) - The former seventh-round pick was signed in 2014 after five seasons in Kansas City. From 2014-17, he made an NFL-record 56 consecutive field goals from inside 50 yards. His 136 points in 2017 set a career high.

	G	FGM	FGA	Pct	Lg	XPM	XPA	Pts
2017	16	35	42	83.3	52	31	33	136
Career	144	209	251	83.3	54	286	292	913
2017 Playoffs	1	1	1	100.0	49	1	1	4

PROJECTED TITANS LINEUP

DEFENSIVE STARTERS

DE 94-Austin Johnson (6-4, 314, 2nd Year, Penn State) - The 2016 second-round pick appeared in all 16 games with three starts during his second campaign with Tennessee in 2017. He totaled 32 tackles and one sack.

	GP	GS	Tackle	Sack	TFL	QBP	Int	PD	FF	FR
2017	16	3	32	1.0	1	0	0	2	0	0
Career	26	3	47	1.5	2	1	0	3	0	0
'17 Playoffs	1	1	3	0.0	0	0	0	0	0	0

NT 96-Sylvester Williams (6-2, 313, 5th Year, North Carolina) - The former first-round pick joined the Titans as an unrestricted free agent in 2017 after spending his first four NFL seasons in Denver. He played in 15 games with 11 starts during his first campaign with Tennessee.

	GP	GS	Tackle	Sack	TFL	QBP	Int	PD	FF	FR
2017	15	11	26	0.0	4	3	0	0	0	0
Career	75	59	120	5.5	9	NA	0	2	0	1
'17 Playoffs	1	0	4	1.0	1	0	0	0	0	0

DT 99-Jurrell Casey (6-1, 305, 7th Year, USC) - The third-round draft pick only missed two games in his first six seasons. He earned second-team AP All-Pro honors in 2013 and was named to the Pro Bowl in 2015, 2016 and 2017. He had at least five sacks every year from 2013–2017.

	GP	GS	Tackle	Sack	TFL	QBP	Int	PD	FF	FR
2017	16	16	72	6.0	7	35	0	1	1	0
Career	110	108	539	39.0	48	142	0	16	5	2
'17 Playoffs	1	1	8	0.0	0	4	0	1	0	0

OLB 91-Derrick Morgan (6-4, 261, 8th Year, Georgia Tech) - The former first-round pick's 40 sacks from 2012–2017 led the Titans. In 2017, he led the club with 7.5 sacks and set a career high with 59 pressures. He finished the season ranked ninth in franchise history in career sacks.

	GP	GS	Tackle	Sack	TFL	QBP	Int	PD	FF	FR
2017	14	14	40	7.5	7	59	0	2	0	2
Career	105	94	383	44.0	41	203	0	23	5	4
'17 Playoffs	1	1	7	1.0	1	4	0	0	0	0

ILB 54-Avery Williamson (6-1, 246, 4th Year, Kentucky) - The Milan, Tenn., native was a fifth-round pick in 2014. In 2016, he led the team in tackles for the second consecutive campaign, and his 149 stops were the most by a Titans defender since 2010. In 2017, he started all 16 games and ranked second on the team in tackles with 125.

	GP	GS	Tackle	Sack	TFL	QBP	Int	PD	FF	FR
2017	16	16	125	3.0	7	12	0	2	2	0
Career	63	59	518	11.5	30	42	2	8	3	2
'17 Playoffs	1	1	1	0.0	0	1	0	0	0	0

ILB 59-Wesley Woodyard (6-0, 233, 10th Year, Kentucky) - The 2014 unrestricted free agent signee from the Broncos played in all 64 games during his first four seasons in Tennessee (54 starts). In 2017, he led the team with a career-high 172 tackles.

	GP	GS	Tackle	Sack	TFL	QBP	Int	PD	FF	FR
2017	16	16	172	5.0	17	15	0	5	0	2
Career	151	94	900	22.5	NA	NA	8	33	7	4
'17 Playoffs	1	1	8	0.5	1	1	0	0	0	0

OLB 98-Brian Orakpo (6-4, 257, 9th Year, Texas) - The former first-round pick arrived in Tennessee as an unrestricted free agent after six seasons with the Redskins (2009-14). He started every game in his first three seasons in Tennessee, and in 2017 he set a career high with 73 quarterback pressures.

	GP	GS	Tackle	Sack	TFL	QBP	Int	PD	FF	FR
2017	16	16	60	7.0	10	73	0	2	3	0
Career	119	119	490	64.5	72	315	1	29	11	3
'17 Playoffs	1	1	3	1.5	1	3	0	0	0	0

CB 25-Adoree' Jackson (5-11, 185, Rookie, USC) - The 18th-overall draft pick started all 16 games in his rookie campaign and posted a team-high 23 passes defended. His 1,260 total snaps ranked second in the NFL.

	GP	GS	Tackle	Sack	TFL	QBP	Int	PD	FF	FR
2017/Career	16	16	67	0.0	4	1	0	23	3	0
'17 Playoffs	1	1	4	0.0	0	0	0	1	0	0

	Returns	PR	FC	Yds	Avg	Lg	TD	KR	Yds	Avg	Lg	TD
2017/Career	34	9	290	8.5	46	0	25	578	23.1	57	0	
'17 Playoffs	3	1	18	6.0	13	0	2	43	21.5	24	0	

SS 37-Johnathan Cyprien (6-0, 223, 5th Year, Florida International) - The former second-round pick spent four seasons with the Jaguars before joining the Titans in 2017. He started 60 games in Jacksonville and in 2016 led

all NFL safeties with 126 tackles.

	GP	GS	Tackle	Sack	TFL	QBP	Int	PD	FF	FR
2017	10	10	65	1.0	1	2	0	1	0	0
Career	70	70	507	3.0	NA	NA	2	16	4	2
'17 Playoffs	1	1	5	0.0	0	0	0	2	0	0

FS 31-Kevin Byard (5-11, 212, 2nd Year, Middle Tennessee State) - The 2016 third-round pick appeared in all 32 games with 23 starts during his first two seasons. In 2017, his 10 total takeaways led the NFL and his eight interceptions tied for first in the league.

	GP	GS	Tackle	Sack	TFL	QBP	Int	PD	FF	FR
2017	16	16	87	0.0	4	3	8	18	0	2
Career	32	23	150	1.0	9	6	8	22	0	2
'17 Playoffs	1	1	6	0.0	0	0	0	0	0	0

CB 26-Logan Ryan (5-11, 195, 5th Year, Rutgers) - The former third-round draft choice was with New England for four seasons before arriving in Tennessee. In 2017, he started 15 games during his first campaign with the Titans, and his 14 passes defended tied his single-season career high.

	GP	GS	Tackle	Sack	TFL	QBP	Int	PD	FF	FR
2017	15	15	73	0.0	2	2	0	14	1	0
Career	79	55	324	2.5	NA	NA	13	55	4	0
'17 Playoffs	1	1	1	0.0	1	0	0	0	0	0

KEY DEFENSIVE RESERVES

LB 55-Jayon Brown (6-0, 226, Rookie, UCLA) - The 2017 fifth-round pick appeared in all 16 games during his rookie campaign and totaled 67 tackles and 1.5 sacks.

	GP	GS	Tackle	Sack	TFL	QBP	Int	PD	FF	FR
2017/Career	16	0	67	1.5	2	6	0	4	0	1
'17 Playoffs	1	0	3	0.0	0	0	0	0	0	0

DE 97-Karl Klug (6-3, 278, 7th Year, Iowa) - The former fifth-round pick played in 15 games in 2017 after returning from a 2016 season-ending Achilles injury. He totaled 26 tackles in his seventh season as a Titan.

	GP	GS	Tackle	Sack	TFL	QBP	Int	PD	FF	FR
2017	15	0	26	1.5	1	6	0	0	0	0
Career	109	8	178	21.5	10	67	0	9	5	1
'17 Playoffs	1	0	0	0.0	0	1	0	0	0	0

CB 23-Brice McCain (5-9, 190, 9th Year, Utah) - The former sixth-round pick was with Houston (2009–2013), Pittsburgh (2014) and Miami (2015) before landing in Tennessee in 2016. In his first two seasons with the Titans, he posted 55 tackles and 15 passes defended.

	GP	GS	Tackle	Sack	TFL	QBP	Int	PD	FF	FR
2017	16	1	11	0.0	0	0	0	3	0	0
Career	132	41	223	0.5	NA	NA	11	64	0	1
'17 Playoffs	1	0	0	0.0	0	0	0	0	0	0

SS 21-Da'Norris Searcy (5-11, 207, 7th Year, North Carolina) - A fourth-round selection by the Bills in 2011, he played in 62 games in his four seasons in Buffalo before signing with Tennessee as an unrestricted free agent in 2015. In his first three seasons with the Titans, he appeared in 45 games with 33 starts and totaled 132 tackles.

	GP	GS	Tackle	Sack	TFL	QBP	Int	PD	FF	FR
2017	16	6	27	0.0	1	1	1	2	0	0
Career	107	56	323	4.5	13	7	8	28	3	3
'17 Playoffs	1	0	2	0.0	0	1	0	0	0	0

CB 33-Tye Smith (6-0, 195, 2nd Year, Towson) - The 2017 free agent signee spent 2016 on the Seattle and Washington practice squads. In 2017, he appeared in 15 games with one start in his first season with Tennessee, totaling 11 tackles and one interception.

	GP	GS	Tackle	Sack	TFL	QBP	Int	PD	FF	FR
2017	15	1	11	0.0	0	0	1	1	0	0
Career	19	1	11	0.0	0	0	1	1	0	0
'17 Playoffs	1	1	5	0.0	0	0	0	0	0	0

OLB 93-Erik Walden (6-2, 250, 10th Year, Middle Tennessee State) - The MTSU product and former sixth-round pick spent four years with the Colts (2013-16) before signing with the Titans in 2017. He totaled 11 sacks in 2016 and four sacks in 2017.

	GP	GS	Tackle	Sack	TFL	QBP	Int	PD	FF	FR
2017	16	2	44	4.0	5	28	0	0	0	1
Career	145	88	450	36.0	NA	NA	2	10	7	3
'17 Playoffs	1	0	2	0.0	0	0	0	0	0	0

KEY NUMBERS

5

AFC South wins by the Titans in 2017 (5-1), the highest total for the team since winning all six divisional games in 2002.

8

Interceptions by second-year safety **Kevin Byard** in 2017. He tied Detroit cornerback **Darius Slay** for the highest total in the NFL.

9

Career game-winning drives by **Marcus Mariota**, including four game-winning drives during the 2017 regular season and one in the playoffs.

10

Wins by the Titans in their last 12 home games, dating back to 2016.

14

Years from the Titans' last playoff win on Jan. 3, 2004 to their Wild Card win last week at Kansas City.

18

Point deficit last week at Kansas City before the Titans came back to win. It tied for the second-largest playoff comeback by a road team in NFL history.

39

Career touchdown passes in the red zone by **Marcus Mariota** without throwing an interception in the red zone.

49.7

Gross punting average in 2017 by **Brett Kern**, who led the NFL. He also led the NFL with a 44.6-yard net average. Both numbers set new franchise records.

88.8

Opponent rushing yards per game allowed by the Titans defense in 2017. The Titans ranked fourth in the NFL and first in the AFC in rushing defense.

136

Total points in the 2017 regular season by **Ryan Succop**, which established a career high and tied for the highest single-season total in franchise history (**Al Del Greco**, 1998).

156

Rushing yards by **Derrick Henry** last week at Kansas City. The single-game total ranked second in franchise postseason history.

172

Tackles in 2017 by linebacker **Wesley Woodyard**. The total is the highest by a Titans defender since **Keith Bulluck's** 180 tackles in 2010.

356

Receptions by tight end **Delanie Walker** since joining the Titans as a free agent in 2013. He leads all NFL tight ends in receptions in that time period.

TITANS ERA PLAYOFF HIGHLIGHTS

Wild Card • Jan. 8, 2000 • Bills 16 at TITANS 22

The "Music City Miracle," a 75-yard kickoff return for a touchdown by Kevin Dyson with three seconds remaining in the game, provided a 22-16 Wild Card victory ... Eddie George rushed for 106 yards on 29 carries ... Jevon Kearse recorded two sacks, a forced fumble and a safety.

Jan. 16, 2000 • Divisional • TITANS 19 at Colts 16

Eddie George set a franchise playoff record with 162 rushing yards on 26 carries, including a 68-yard touchdown run ... Al Del Greco added four field goals in the win ... An 87-yard punt return by the Colts was reversed after a replay review.

Jan. 23, 2000 • Conference • TITANS 33 at Jaguars 14

Steve McNair rushed for 91 yards and two second-half touchdowns ... The Titans defense forced six Jaguars turnovers ... After a safety, Derrick Mason returned the kick 80 yards for a touchdown.

Jan. 30, 2000 • SB XXXIV • RAMS 23, Titans 16

Steve McNair led a two-minute drive that ended with a Kevin Dyson reception on the one-yard line as time expired ... Isaac Bruce's 73-yard reception from Kurt Warner was the game-winning score with 1:54 remaining ... Eddie George rushed for 95 yards and two second-half touchdowns, igniting a 16-point comeback.

Jan. 7, 2001 • Divisional • RAVENS 24 at Titans 10

The Ravens returned a blocked field goal 90 yards for a touchdown, and Ray Lewis intercepted a pass and raced 50 yards to seal a Ravens victory ... The Titans scored their only touchdown on a two-yard run by Eddie George to cap the first series of the game.

Jan. 11, 2003 • Divisional • Steelers 31 at TITANS 34 (OT)

Joe Nedney's 26-yard field goal, following a 31-yard miss and Pittsburgh running-into-the-kicker penalty on the play, provided the winning margin in overtime ... Steve McNair passed for 338 yards, including 123 yards to Frank Wycheck.

Jan. 19, 2003 • Conference • Titans 24 at RAIDERS 41

Before halftime, the Raiders turned back-to-back Titans fumbles into 10 total points ... After Steve McNair's second rushing touchdown pulled the Titans within three points (27-24) in the third quarter, the Raiders scored 14 unanswered points to advance to the Super Bowl.

Jan. 3, 2004 • Wild Card • TITANS 20 at Ravens 17

Gary Anderson's 46-yard field goal with 29 seconds remaining provided a 20-17 win ... The Titans rushed for 165 total yards and limited the Ravens to 54 rushing yards, including only 35 yards by Jamal Lewis ... Steve McNair completed a 49-yard touchdown pass to Justin McCareins.

Jan. 10, 2004 • Divisional • Titans 14 at PATRIOTS 17

Adam Vinatieri's 46-yard field goal with 4:06 on the clock was the difference in the coldest game in Titans history (four degrees at kickoff) ... A final drive by the Titans ended with an incomplete pass in Patriots territory from Steve McNair to Drew Bennett on fourth down.

Jan. 6, 2008 • Wild Card • Titans 6 at CHARGERS 17

After the Titans took a 6-0 lead into halftime, the Chargers scored 17 unanswered points in the second half ... The Titans limited LaDainian Tomlinson to 42 rushing yards, but Philip Rivers passed for 292 yards and one score ... Tomlinson's one-yard touchdown on fourth down sealed the victory.

Jan. 10, 2009 • Divisional • RAVENS 13 at Titans 10

Matt Stover kicked a game-winning 43-yard field goal with 53 seconds remaining ... The Titans committed three turnovers inside Baltimore's 30-yard line ... Chris Johnson had 100 yards of offense in the first quarter before leaving the game with an ankle injury ... The Titans outgained the Ravens 391 yards to 211, including 281 passing yards by Kerry Collins.

Jan. 6, 2018 • Wild Card • TITANS 22 at Chiefs 21

Titans score 19 unanswered points to erase an 18-point deficit in the second half ... Derrick Henry rushes for 156 of the team's 202 rushing yards ... Marcus Mariota completes a six-yard touchdown to himself on a batted pass and adds a game-winning touchdown pass to Eric Decker in the fourth quarter ... The Titans defense shuts out the Chiefs in the second half, allowing three first downs and 61 yards in the final two quarters.

FRANCHISE PLAYOFF SEASONS

With a 9-7 record in the 2017 regular season, the Titans clinched a Wild Card Playoff berth. Their postseason appearance marks the 22nd time in the team's 52-year history it has made the playoffs. In nine of those seasons the club has made it as a division winner, and in the remaining 13 occasions it has gone to the postseason as a wild card. The franchise's all-time playoff appearances are listed below.



22 Playoff Appearances: 1960, 1961, 1962, 1967, 1969, 1978, 1979, 1980, 1987, 1988, 1989, 1990, 1991, 1992, 1993, 1999, 2000, 2002, 2003, 2007, 2008, 2017

Four AFL Eastern Division Championships: 1960, 1961, 1962, 1967

Three AFC Central Division Championships: 1991, 1993, 2000

Two AFC South Division Championships: 2002, 2008

Four AFL Championship Game Appearances: 1960, 1961, 1962, 1967

Two AFL Championships: 1960, 1961

Four AFC Championship Game Appearances: 1978, 1979, 1999, 2002

One AFC Championship: 1999

One Super Bowl Appearance: 1999 (Super Bowl XXXIV)

ROUND-BY-ROUND PLAYOFF HISTORY

The Titans enter this week's Divisional Playoff Game with a 15-19 (.441) all-time record in postseason play. They are 6-5 (.545) in home playoff games, 9-13 (.409) on the road and 0-1 on a neutral field (Super Bowl XXXIV).

Tennessee's Playoff Record by Round, Location and Day:

Round	Overall	Home	Away	Neutral	Saturday	Sunday
Wild Card	8-5	4-1	4-4	0-0	4-0	4-5
Divisional	4-8	1-3	3-5	0-0	2-3	2-5
Conference (AFC)	1-3	0-0	1-3	0-0	0-0	1-3
AFL Champ.	2-2	1-1	1-1	0-0	0-0	2-2
Super Bowl	0-1	0-0	0-0	0-1	0-0	0-1
Totals	15-19	6-5	9-13	0-1	6-3	9-16

TITANS PLAYOFF EXPERIENCE

The Titans have 18 players on their 53-man roster who appeared in a playoff game prior to this year's playoffs. Twelve of those players have notched at least one playoff start.

Leading the group is outside linebacker **Erik Walden**, who the Titans signed as an unrestricted free agent at the start of training camp. The 10-year veteran recorded 12 prior career postseason games and nine starts with the Miami Dolphins (1/0), Green Bay Packers (6/4) and Indianapolis Colts (5/5). Veteran cornerback **Logan Ryan**, another 2017 free agent signee, is next on the list with 10 games and five starts in the playoffs prior to 2017, all with the New England Patriots.

Current Titans players with the most career playoff experience prior to 2017 (by games played):

Player	Pos	NFL Exp. (Years)	Playoff Games... Played	Started
1. Erik Walden	OLB	10	12	9
2. Logan Ryan	CB	5	10	5
3. Sylvester Williams	NT	5	7	6
4. Eric Weems	WR	11	6	0
Wesley Woodyard	LB	10	6	1
6. Matt Cassel	QB	13	5	1
Harry Douglas	WR	10	5	2
Eric Decker	WR	8	5	5
9. Delanie Walker	TE	12	4	2
Josh Kline	G	5	4	3
11. Brice McCain	CB	9	3	2
Ben Jones	C	6	3	3
Brynden Trawick	S	5	3	0
14. Ryan Succop	K	9	2	0
DeMarco Murray	RB	7	2	2
Nate Palmer	LB	5	2	0
17. Daren Bates	LB	5	1	0
David King	DE	4	1	0

DIVISIONAL ROUND BREAKDOWN

In Divisional Playoff contests, Tennessee is 4-8 (.333) all-time, including a 1-3 record at home and a 3-5 record on the road.

The Titans last played a Divisional Round game on Jan. 10, 2009, when they hosted Baltimore and were defeated by the Baltimore Ravens by a final score of 13-10.

Date	Day	Opponent	Result	Score	
				Titans	Opp.
12/21/69	Sunday	at Oakland	L	7	56
12/31/78	Sunday	at New England	W	31	14
12/29/79	Saturday	at San Diego	W	17	14
1/10/88	Sunday	at Denver	L	10	34
1/1/89	Sunday	at Buffalo	L	10	17
1/4/92	Saturday	at Denver	L	24	26
1/16/94	Sunday	KANSAS CITY	L	20	28
1/16/00	Sunday	at Indianapolis	W	19	16
1/7/01	Sunday	BALTIMORE	L	10	24
1/11/03	Saturday	PITTSBURGH	W (OT)	34	31
1/10/04	Saturday	at New England	L	14	17
1/10/09	Saturday	BALTIMORE	L	10	13

Divisional Round Win-Loss Records:

Overall: 4-8 Saturday: 2-3
 Home: 1-3 Sunday: 2-5
 Road: 3-5 In Overtime: 1-0

Divisional Round Team Highs and Lows:

Category	Titans	Opponents
Most Points Scored	34 (vs. Pit., 1/11/03)	56 (at Oak., 12/21/69)
Fewest Points Scored	7 (at Oak., 12/21/69)	13 (vs. Bal., 1/10/09)
Most Yards Gained	430 (at Pit., 1/11/03)	418 (at Den., 1/4/92)
Fewest Yards Gained	197 (at Oak., 12/21/69)	134 (vs. Bal., 1/7/01)
Most Rushing Yards	197 (at Ind., 1/16/00)	151 (at Den., 1/4/92)
Fewest Rushing Yards	28 (at Oak., 12/21/69)	49 (vs. Bal., 1/7/01)
Most Passing Yards	331 (vs. Pit., 1/11/03)	317 (at S.D., 12/29/79)
Fewest Passing Yards	111 (at S.D., 12/29/79)	85 (vs. Bal., 1/7/01)

ROAD PLAYOFF COMEBACKS

In the Titans' Wild Card contest at Kansas City on Jan. 6, they were down 21-3 at the start of the second half. They scored 19 unanswered points to win by a final score of 22-21.

Their comeback tied for the second-largest by a road team in NFL playoff history. The only road comeback to top the Titans' performance was a 20-point comeback by the Lions in the Divisional Round against the 49ers in 1957. In 1972, the Cowboys came back from an 18-point deficit in the Divisional Round to defeat the 49ers.

Largest postseason comebacks by a road team, NFL history:

Season	Round	Winning Team	Losing Team	Deficit
1. 1957	NFC Divisional	Lions	49ers	20
2. 2017	AFC Wild Card	Titans	Chiefs	18
	1972	NFC Divisional	Cowboys	18
4. 2012	NFC Championship	49ers	Falcons	17
5. 1997	NFC Wild Card	Vikings	Giants	16



FRANCHISE PLAYOFF GAME HISTORY

SEASON/DATE	DAY	ROUND	OPPONENT	SITE	RESULT	SCORE	
						TITANS	OPP.
1960 (10-4 regular season, 6-1 home, 4-3 road, First Place AFL East, Head Coach -- Lou Rymkus)							
01/01/61	Sunday	AFL Championship	LA CHARGERS	Houston (Jeppesen Stadium)	W	24	16
1961 (10-3-1 regular season, 6-1 home, 4-2-1 road, First Place AFL East, Head Coaches -- 5 games Lou Rymkus, 9 games Wally Lemm)							
12/24/61	Sunday	AFL Championship	at San Diego	San Diego (Balboa Stadium)	W	10	3
1962 (11-3 regular season, 6-1 home, 4-2 road, First Place AFL East, Head Coach -- Frank "Pop" Ivy)							
12/23/62	Sunday	AFL Championship	DALLAS TEXANS	Houston (Jeppesen Stadium)	L (2 OT)	17	20
1967 (9-4-1 regular season, 5-2 home, 4-2-1 road, First Place AFL East, Head Coach -- Wally Lemm)							
12/31/67	Sunday	AFL Championship	at Oakland	Oakland (Alameda County Coliseum)	L	7	40
1969 (6-6-2 regular season, 4-2-1 home, 2-4-1 road, Second Place AFL East, Head Coach -- Wally Lemm)							
12/21/69	Sunday	AFL Divisional	at Oakland	Oakland (Alameda County Coliseum)	L	7	56
1978 (10-6 regular season, 5-3 home, 5-3 road, Second Place AFC Central, Head Coach -- O.A. "Bum" Phillips)							
12/24/78	Sunday	Wild Card	at Miami	Miami (Orange Bowl)	W	17	9
12/31/78	Sunday	Divisional	at New England	New England (Schaefer Stadium)	W	31	14
01/07/79	Sunday	Conference	at Pittsburgh	Pittsburgh (Three Rivers Stadium)	L	5	34
1979 (11-5 regular season, 6-2 home, 5-3 road, Second Place AFC Central, Head Coach -- O.A. "Bum" Phillips)							
12/23/79	Sunday	Wild Card	DENVER	Houston (Astrodome)	W	13	7
12/29/79	Saturday	Divisional	at San Diego	San Diego (San Diego Stadium)	W	17	14
01/06/80	Sunday	Conference	at Pittsburgh	Pittsburgh (Three Rivers Stadium)	L	13	27
1980 (11-5 regular season, 6-2 home, 5-3 road, Tied First Place AFC Central, Head Coach -- O.A. "Bum" Phillips)							
12/28/80	Sunday	Wild Card	at Oakland	Oakland (Alameda County Coliseum)	L	7	27
1987 (9-6 regular season, 5-2 home, 4-4 road, Second Place AFC Central, Head Coach -- Jerry Glanville)							
01/03/88	Sunday	Wild Card	SEATTLE	Houston (Astrodome)	W (OT)	23	20
01/10/88	Sunday	Divisional	at Denver	Denver (Mile High Stadium)	L	10	34
1988 (10-6 regular season, 7-1 home, 3-5 road, Tied Second Place AFC Central, Head Coach -- Jerry Glanville)							
12/24/88	Saturday	Wild Card	at Cleveland	Cleveland (Cleveland Stadium)	W	24	23
01/01/89	Sunday	Divisional	at Buffalo	Buffalo (Rich Stadium)	L	10	17
1989 (9-7 regular season, 6-2 home, 3-5 road, Tied Second Place AFC Central, Head Coach -- Jerry Glanville)							
12/31/89	Sunday	Wild Card	PITTSBURGH	Houston (Astrodome)	L (OT)	23	26
1990 (9-7 regular season, 6-2 home, 3-5 road, Tied First Place AFC Central, Head Coach -- Jack Pardee)							
01/06/91	Sunday	Wild Card	at Cincinnati	Cincinnati (Riverfront Stadium)	L	14	41
1991 (11-5 regular season, 7-1 home, 4-4 road, First Place AFC Central, Head Coach -- Jack Pardee)							
12/29/91	Sunday	Wild Card	NY JETS	Houston (Astrodome)	W	17	10
01/04/92	Saturday	Divisional	at Denver	Denver (Mile High Stadium)	L	24	26
1992 (10-6 regular season, 5-3 home, 5-3 road, Second Place AFC Central, Head Coach -- Jack Pardee)							
01/03/93	Sunday	Wild Card	at Buffalo	Buffalo (Rich Stadium)	L (OT)	38	41
1993 (12-4 regular season, 7-1 home, 5-3 road, First Place AFC Central, Head Coach -- Jack Pardee)							
01/16/94	Sunday	Divisional	KANSAS CITY	Houston (Astrodome)	L	20	28
1999 (13-3 regular season, 8-0 home, 5-3 road, Second Place AFC Central, Head Coach -- Jeff Fisher)							
01/08/00	Saturday	Wild Card	BUFFALO	Tennessee (LP Field)	W	22	16
01/16/00	Sunday	Divisional	at Indianapolis	Indianapolis (RCA Dome)	W	19	16
01/23/00	Sunday	Conference	at Jacksonville	Jacksonville (Alltel Stadium)	W	33	14
01/30/00	Sunday	Super Bowl XXXIV	ST. LOUIS	Atlanta (Georgia Dome)	L	16	23
2000 (13-3 regular season, 7-1 home, 6-2 road, First Place AFC Central, Head Coach -- Jeff Fisher)							
01/07/01	Sunday	Divisional	BALTIMORE	Tennessee (LP Field)	L	10	24
2002 (11-5 regular season, 6-2 home, 5-3 road, First Place AFC South, Head Coach -- Jeff Fisher)							
01/11/03	Saturday	Divisional	PITTSBURGH	Tennessee (LP Field)	W (OT)	34	31
01/19/03	Sunday	Conference	at Oakland	Oakland (Network Associates Coliseum)	L	24	41
2003 (12-4 regular season, 7-1 home, 5-3 road, Second Place AFC South, Head Coach -- Jeff Fisher)							
01/03/04	Saturday	Wild Card	at Baltimore	Baltimore (M&T Bank Stadium)	W	20	17
01/10/04	Saturday	Divisional	at New England	New England (Gillette Stadium)	L	14	17
2007 (10-6 regular season, 5-3 home, 5-3 road, Third Place AFC South, Head Coach -- Jeff Fisher)							
01/06/08	Sunday	Wild Card	at San Diego	San Diego (Qualcomm Stadium)	L	6	17
2008 (13-3 regular season, 7-1 home, 6-2 road, First Place AFC South, Head Coach -- Jeff Fisher)							
01/10/09	Saturday	Divisional	BALTIMORE	Tennessee (LP Field)	L	10	13
2017 (9-7 regular season, 6-2 home, 3-5 road, Second Place AFC South, Head Coach -- Mike Mularkey)							
01/06/18	Saturday	Wild Card	at Kansas City	Kansas City (Arrowhead Stadium)	W	22	21

All-Time Playoff Record: 15-19 (6-5 home, 9-13 road, 0-1 neutral site)

GAME PREVIEW

TEAM NOTES

PLAYER NOTES

MEDIA

STATISTICS

ROSTERS

CAREER STATS IN THE PLAYOFFS: TITANS OFFENSE

QUARTERBACKS

Matt Cassel

Date	Team	Opp	W-L	G/S	Att	Cmp	Pct	Yds	Yd/A	TD	TD%	Int	Int%	Lg	Sk	Lst	Rate
1/7/06 (WC)	NE	Jax	W		0	0	-	0	-	0	-	0	-	-	0	0	-
1/7/07 (WC)	NE	NYJ	W		0	0	-	0	-	0	-	0	-	-	0	0	-
1/14/07 (DIV)	NE	@ SD	W		0	0	-	0	-	0	-	0	-	-	0	0	-
1/21/07 (CONF)	NE	@ Ind	L		0	0	-	0	-	0	-	0	-	-	0	0	-
1/9/11 (WC)	KC	Bal	L	QB	18	9	50	70	3.89	0	0	3	16.7	22	3	17	20.4
Totals			3-2	5/1	18	9	50	70	3.89	0	0	3	16.7	22	3	17	20.4

Marcus Mariota

Date	Team	Opp	W-L	G/S	Att	Cmp	Pct	Yds	Yd/A	TD	TD%	Int	Int%	Lg	Sk	Lst	Rate
1/6/18 (WC)	Ten	@ KC	W	QB	31	19	61.3	205	6.6	2	6.5	1	3.2	29	2	10	88.8
Totals			1-0	1/1	31	19	61.3	205	6.6	2	6.5	1	3.2	29	2	10	88.8

Brandon Weeden

Date	Team	Opp	W-L	G/S	Att	Cmp	Pct	Yds	Yd/A	TD	TD%	Int	Int%	Lg	Sk	Lst	Rate
None																	
Totals			0-0	0/0	0	0	-	0	-	0	-	0	-	-	0	0	-

RUNNING BACKS/FULLBACKS

David Fluellen (RB)

Date	Team	Opp	W-L	G/S	Rushing					Receiving				
					Att	Yds	Avg	Lg	TD	Rec	Yds	Avg	Lg	TD
1/6/18 (WC)	Ten	@ KC	W		0	0	-	-	0	0	0	-	-	0
Totals			1-0	1/0	0	0	-	-	0	0	0	-	-	0

Derrick Henry (RB)

Date	Team	Opp	W-L	G/S	Rushing					Receiving				
					Att	Yds	Avg	Lg	TD	Rec	Yds	Avg	Lg	TD
1/6/18 (WC)	Ten	@ KC	W	RB	23	156	6.8	35t	1	2	35	17.5	29	0
Totals			1-0	1/1	23	156	6.8	35t	1	2	35	17.5	29	0

Khalfani Muhammad (RB)

Date	Team	Opp	W-L	G/S	Rushing					Receiving							
					Att	Yds	Avg	Lg	TD	Rec	Yds	Avg	Lg	TD			
None																	
Totals			0-0	0/0	0	0	-	-	0	0	0	-	-	0			

DeMarco Murray (RB)

Date	Team	Opp	W-L	G/S	Rushing					Receiving				
					Att	Yds	Avg	Lg	TD	Rec	Yds	Avg	Lg	TD
1/4/15 (WC)	Dal	Det	W	RB	19	75	3.9	18	1	3	22	7.3	13	0
1/11/15 (DIV)	Dal	@ GB	L	RB	25	123	4.9	30	1	1	5	5.0	5	0
Totals			1-1	2/2	44	198	4.5	30	2	4	27	6.8	13	0

WIDE RECEIVERS

Corey Davis

Date	Team	Opp	W-L	G/S	Rec	Yds	Avg	Lg	TD
1/6/18 (WC)	Ten	@ KC	W	WR	4	35	8.8	13	0
Totals			1-0	1/1	4	35	8.8	13	0

Eric Decker

Date	Team	Opp	W-L	G/S	Rec	Yds	Avg	Lg	TD
1/8/12 (WC)	Den	Pit	W	WR	0	0	-	-	0
1/12/13 (DIV)	Den	Bal	L	WR	6	84	14.0	32	0
1/12/14 (DIV)	Den	SD	W	WR	2	32	16.0	19	0
1/19/14 (CONF)	Den	NE	W	WR	5	73	14.6	21	0
2/2/14 (SB)	Den	Sea	L	WR	1	6	6.0	6	0
1/6/18 (WC)	Ten	@ KC	W		2	21	10.5	22t	1
Totals			4-2	6/5	16	216	13.5	32	1

Harry Douglas

Date	Team	Opp	W-L	G/S	Rec	Yds	Avg	Lg	TD
1/3/09 (WC)	Atl	@ Ari	L	WR	1	0	0.0	0	0
1/15/11 (DIV)	Atl	GB	L		1	2	2.0	2	0
1/8/12 (WC)	Atl	@ NYG	L		1	7	7.0	7	0
1/13/13 (DIV)	Atl	Sea	W		2	29	14.5	22	0
1/20/13 (CONF)	Atl	SF	L	WR	3	31	10.3	22	0
Totals			1-4	5/2	8	69	8.6	22	0

Rishard Matthews

Date	Team	Opp	W-L	G/S	Rec	Yds	Avg	Lg	TD
1/6/18 (WC)	Ten	@ KC	W	WR	1	15	15.0	15	0
Totals			1-0	1/1	1	15	15.0	15	0

Taywan Taylor

Date	Team	Opp	W-L	G/S	Rec	Yds	Avg	Lg	TD
1/6/18 (WC)	Ten	@ KC	W		1	4	4.0	4	0
Totals			1-0	1/0	1	4	4.0	4	0

Eric Weems

Date	Team	Opp	W-L	G/S	Rec	Yds	Avg	Lg	TD
1/3/09 (WC)	Atl	@ Ari	L		0	0	-	-	0
1/15/11 (DIV)	Atl	GB	L		0	0	-	-	0
1/8/12 (WC)	Atl	@ NYG	L		0	0	-	-	0
1/14/17 (DIV)	Atl	Sea	W		0	0	-	-	0
1/22/17 (CONF)	Atl	GB	W		0	0	-	-	0
2/5/17 (SB)	Atl	NE	L		0	0	-	-	0
1/6/18 (WC)	Ten	@ KC	W		0	0	-	-	0
Totals			3-4	7/0	0	0	-	-	0

CAREER STATS IN THE PLAYOFFS: TITANS OFFENSE

TIGHT ENDS

Jonnu Smith

Date	Team	Opp	W-L	G/S	Rec	Yds	Avg	Lg	TD
1/6/18 (WC)	Ten	@ KC	W	TE	2	15	7.5	10	0
Totals			1-0	1/1	2	15	7.5	10	0

Luke Stocker

Date	Team	Opp	W-L	G/S	Rec	Yds	Avg	Lg	TD
1/6/18 (WC)	Ten	@ KC	W		0	0	-	-	0
Totals			1-0	1/0	0	0	-	-	0

Phillip Supernaw

Date	Team	Opp	W-L	G/S	Rec	Yds	Avg	Lg	TD
1/6/18 (WC)	Ten	@ KC	W		0	0	-	-	0
Totals			1-0	1/0	0	0	-	-	0

Delanie Walker

Date	Team	Opp	W-L	G/S	Rec	Yds	Avg	Lg	TD
1/22/12 (CONF)	SF	NYG	L	TE	2	36	18.0	29	0
1/12/13 (DIV)	SF	GB	W		1	17	17.0	17	0
1/20/13 (CONF)	SF	@ Atl	W		1	20	20.0	20	0
2/3/13 (SB)	SF	Bal	L	TE	3	48	16.0	28	0
1/6/18 (WC)	Ten	@ KC	W	TE	6	74	12.3	22	0
Totals			3-2	5/3	13	195	15.0	29	0

CAREER STATS IN THE PLAYOFFS: TITANS SPECIALISTS

RETURNERS

Adoree' Jackson

Date	Team	Opp	W-L	PR	FC	Yds	Avg	Lg	TD	KR	Yds	Avg	Lg	TD	
1/6/18 (WC)	Ten	@ KC	W		3	1	18	6.0	13	0	2	43	21.5	24	0
Totals			1-0	3	1	18	6.0	13	0	2	43	21.5	24	0	

Eric Weems

Date	Team	Opp	W-L	PR	FC	Yds	Avg	Lg	TD	KR	Yds	Avg	Lg	TD
1/3/09 (WC)	Atl	@ Ari	L	-	-	-	-	-	-	-	-	-	-	-
1/15/11 (DIV)	Atl	GB	L	0	0	0	-	-	0	6	195	32.5	102t	1
1/8/12 (WC)	Atl	@ NYG	L	0	0	0	-	-	0	4	83	20.8	27	0
1/14/17 (DIV)	Atl	Sea	W	1	0	10	10.0	10	0	1	18	18.0	18	0
1/22/17 (CONF)	Atl	GB	W	1	1	14	14.0	14	0	1	23	23.0	23	0
2/5/17 (SB)	Atl	NE	L	1	2	0	0.0	0	0	2	25	12.5	14	0
1/6/18 (WC)	Ten	@ KC	W	-	-	-	-	-	-	-	-	-	-	-
Totals			3-4	3	3	24	8.0	14	0	14	344	24.6	102t	1

PUNTERS

Brett Kern

Date	Team	Opp	W-L	Num	Blk	Yds	Avg	Lg	TB	In20	NetAvg
1/6/18 (WC)	Ten	@ KC	W	3	0	131	43.7	57	0	2	41.0
Totals			1-0	3	0	131	43.7	57	0	2	41.0

KICKERS

Ryan Succop

Date	Team	Opp	W-L	FGM	FGA	Pct	XPM	XPA	1-19	20-29	30-39	40-49	50+	Lg	KO	TB
1/9/11 (WC)	KC	Bal	L	0	0	-	1	1	0-0	0-0	0-0	0-0	0-0	-	2	1
1/4/14 (WC)	KC	@ Ind	L	3	3	100.0	5	5	1-1	0-0	0-0	2-2	0-0	43	9	6
1/6/18 (WC)	Ten	@ KC	W	1	1	100.0	1	1	0-0	0-0	0-0	1-1	0-0	49	5	1
Totals			1-2	4	4	100.0	7	7	1-1	0-0	0-0	3-3	0-0	49	16	8

CAREER STATS IN THE PLAYOFFS: TITANS DEFENSE

Daren Bates (LB)

Date	Team	Opp	W-L	G/S	Tackle	Sack	Int	FF	FR
1/7/17 (WC)	Oak	@ Hou	L		0	0	0	0	0
1/6/18 (WC)	Ten	@ KC	W		0	0	0	0	0
Totals			1-1	1/0	0	0	0	0	0

Jayon Brown (LB)

Date	Team	Opp	W-L	G/S	Tackle	Sack	Int	FF	FR
1/6/18 (WC)	Ten	@ KC	W		3	0	0	0	0
Totals			1-0	1/0	3	0	0	0	0

Kevin Byard (S)

Date	Team	Opp	W-L	G/S	Tackle	Sack	Int	FF	FR
1/6/18 (WC)	Ten	@ KC	W	FS	6	0	0	0	0
Totals			1-0	1/1	6	0	0	0	0

Josh Carraway (OLB)

Date	Team	Opp	W-L	G/S	Tackle	Sack	Int	FF	FR
None									
Totals									

Jurrell Casey (DT)

Date	Team	Opp	W-L	G/S	Tackle	Sack	Int	FF	FR
1/6/18 (WC)	Ten	@ KC	W	DT	8	0	0	0	0
Totals			1-0	1/1	8	0	0	0	0

Johnathan Cyprien (S)

Date	Team	Opp	W-L	G/S	Tackle	Sack	Int	FF	FR
1/6/18 (WC)	Ten	@ KC	W	SS	5	0	0	0	0
Totals			1-0	1/1	5	0	0	0	0

Kevin Dodd (OLB)

Date	Team	Opp	W-L	G/S	Tackle	Sack	Int	FF	FR
1/6/18 (WC)	Ten	@ KC	W		0	0	0	0	0
Totals			1-0	1/0	0	0	0	0	0

Adoree' Jackson (CB)

Date	Team	Opp	W-L	G/S	Tackle	Sack	Int	FF	FR
1/6/18 (WC)	Ten	@ KC	W	CB	4	0	0	0	0
Totals			1-0	1/1	4	0	0	0	0

CAREER STATS IN THE PLAYOFFS: TITANS DEFENSE

Austin Johnson (DL)

Date	Team	Opp	W-L	G/S	Tackle	Sack	Int	FF	FR
1/6/18 (WC)	Ten	@ KC	W	DE	3	0	0	0	0
Totals			1-0	1/1	3	0	0	0	0

David King (DL)

Date	Team	Opp	W-L	G/S	Tackle	Sack	Int	FF	FR
1/10/15 (DIV)	Sea	Car	W		0	0	0	0	0
1/6/18 (WC)	Ten	@ KC	W		2	0	0	0	0
Totals			2-0	2/0	2	0	0	0	0

Karl Klug (DE)

Date	Team	Opp	W-L	G/S	Tackle	Sack	Int	FF	FR
1/6/18 (WC)	Ten	@ KC	W		0	0	0	0	0
Totals			1-0	1/0	0	0	0	0	0

Brice McCain (CB)

Date	Team	Opp	W-L	G/S	Tackle	Sack	Int	FF	FR
1/7/12 (WC)	Hou	Cin	W	CB	0	0	0	0	0
1/15/12 (DIV)	Hou	@ Bal	L		0	0	0	0	0
1/3/15 (WC)	Pit	Bal	L	CB	6	0	0	0	0
1/6/18 (WC)	Ten	@ KC	W		0	0	0	0	0
Totals			2-2	4/2	6	0	0	0	0

Derrick Morgan (OLB)

Date	Team	Opp	W-L	G/S	Tackle	Sack	Int	FF	FR
1/6/18 (WC)	Ten	@ KC	W	OLB	7	1	0	0	0
Totals			1-0	1/1	7	1	0	0	0

Brian Orakpo (OLB)

Date	Team	Opp	W-L	G/S	Tackle	Sack	Int	FF	FR
1/6/18 (WC)	Ten	@ KC	W	OLB	3	1.5	0	0	0
Totals			1-0	1/1	3	1.5	0	0	0

Nate Palmer (LB)

Date	Team	Opp	W-L	G/S	Tackle	Sack	Int	FF	FR
1/10/16 (WC)	GB	@ Was	W		0	0	0	0	0
1/16/16 (DIV)	GB	@ Ari	L		0	0	0	0	0
Totals			1-1	2/0	0	0	0	0	0

Kalan Reed (CB)

Date	Team	Opp	W-L	G/S	Tackle	Sack	Int	FF	FR
1/6/18 (WC)	Ten	@ KC	W		0	0	0	0	0
Totals			1-0	1/0	0	0	0	0	0

Curtis Riley (DB)

Date	Team	Opp	W-L	G/S	Tackle	Sack	Int	FF	FR
None									
Totals									

Logan Ryan (CB)

Date	Team	Opp	W-L	G/S	Tackle	Sack	Int	FF	FR
1/11/14 (DIV)	NE	Ind	W		4	0	0	0	0
1/19/14 (CONF)	NE	@ Den	L		8	0	0	0	0
1/10/15 (DIV)	NE	Bal	W		1	0	0	1	0
1/18/15 (CONF)	NE	Ind	W		2	0	0	0	0
2/1/15 (SB)	NE	@ Sea	W		1	0	0	0	0
1/16/16 (DIV)	NE	KC	W	CB	9	0	0	0	0
1/24/16 (CONF)	NE	@ Den	L	CB	5	0	0	0	0
1/14/17 (DIV)	NE	Hou	W	CB	7	1.0	1	0	0
1/22/17 (CONF)	NE	Pit	W	CB	9	0	0	0	0
2/5/17 (SB)	NE	@ Atl	W	CB	6	0	0	0	0
1/6/18 (WC)	Ten	@ KC	W	CB	1	0	0	0	0
Totals			9-2	11/6	53	1.0	1	0	0

Da'Norris Searcy (S)

Date	Team	Opp	W-L	G/S	Tackle	Sack	Int	FF	FR
1/6/18 (WC)	Ten	@ KC	W		2	0	0	0	0
Totals			1-0	1/0	2	0	0	0	0

Tye Smith (CB)

Date	Team	Opp	W-L	G/S	Tackle	Sack	Int	FF	FR
1/6/18 (WC)	Ten	@ KC	W	CB	5	0	0	0	0
Totals			1-0	1/1	5	0	0	0	0

Brynden Trawick (S)

Date	Team	Opp	W-L	G/S	Tackle	Sack	Int	FF	FR
1/3/15 (WC)	Bal	@ Pit	W		0	0	0	0	0
1/10/15 (DIV)	Bal	@ NE	L		0	0	0	0	0
1/7/17 (WC)	Oak	@ Hou	L		3	0	0	0	0
1/6/18 (WC)	Ten	@ KC	W		0	0	0	0	0
Totals			2-2	3/0	3	0	0	0	0

Erik Walden

Date	Team	Opp	W-L	G/S	Tackle	Sack	Int	FF	FR
1/4/09 (WC)	Mia	Bal	L		0	0	0	0	0
1/9/11 (WC)	GB	@ Phi	W	OLB	8	1.0	0	1	0
1/15/11 (DIV)	GB	@ Atl	W	OLB	4	0	0	0	0
1/23/11 (CONF)	GB	@ Chi	W	OLB	3	0	0	0	0
1/15/12 (DIV)	GB	NYG	L		3	0	0	0	0
1/5/13 (WC)	GB	Min	W		3	1.0	0	0	0
1/12/13 (DIV)	GB	@ SF	L	OLB	5	0	0	0	0
1/4/14 (WC)	Ind	KC	W	SLB	3	0	0	0	0
1/11/14 (DIV)	Ind	@ NE	L	SLB	8	1.0	0	0	0
1/4/15 (WC)	Ind	Cin	W	SLB	2	0	0	0	0
1/11/15 (DIV)	Ind	@ Den	W	SLB	2	1.0	0	0	0
1/18/15 (CONF)	Ind	@ NE	L	SLB	5	0	0	0	0
1/6/18 (WC)	Ten	@ KC	W		2	0	0	0	0
Totals			8-5	13/9	48	4.0	0	1	0

Sylvester Williams (DL)

Date	Team	Opp	W-L	G/S	Tackle	Sack	Int	FF	FR
1/12/14 (DIV)	Den	SD	W	DT	1	0	0	0	0
1/19/14 (CONF)	Den	NE	W	DT	0	0	0	0	0
2/2/14 (SB)	Den	Sea	L	DT	2	0	0	0	0
1/11/15 (DIV)	Den	Ind	L		1	0	0	0	0
1/17/16 (DIV)	Den	Pit	W	NT	0	0	0	0	0
1/24/16 (CONF)	Den	NE	W	NT	0	0	0	0	0
2/7/16 (SB)	Den	Car	W	NT	2	0	0	0	0
1/6/18 (WC)	Ten	@ KC	W		4	1.0	0	0	0
Totals			6-2	8/6	10	1.0	0	0	0

Avery Williamson (ILB)

Date	Team	Opp	W-L	G/S	Tackle	Sack	Int	FF	FR
1/6/18 (WC)	Ten	@ KC	W	ILB	1	0	0	0	0
Totals			1-0	1/1	1	0	0	0	0

Wesley Woodyard (LB)

Date	Team	Opp	W-L	G/S	Tackle	Sack	Int	FF	FR
1/8/12 (WC)	Den	Pit	W		0	0	0	0	0
1/14/12 (DIV)	Den	@ NE	L		0	0	0	0	0
1/12/13 (DIV)	Den	Bal	L	WLB	7	0	0	0	0
1/12/14 (DIV)	Den	SD	W		2	0	0	0	0
1/19/14 (CONF)	Den	NE	W		2	0	0	0	0
2/2/14 (SB)	Den	Sea	L		3	0	0	0	0
1/6/18 (WC)	Ten	@ KC	W	ILB	8	0.5	0	0	0
Totals			4-3	7/2	22	0.5	0	0	0

LAST WEEK VS. THE CHIEFS

Titans 22, Chiefs 21

Wild Card • Saturday, Jan. 6, 2018 • 3:35 p.m. CT • Arrowhead Stadium

GAME RECAP

In the Wild Card Round of the 2017 playoffs, the Titans traveled to Kansas City to face the Chiefs on Wild Card weekend. Tennessee scored 19 unanswered points in the second half and did not allow the Chiefs to score in the third or fourth quarter, as the Titans won by a score of 22-21 and advanced to the Divisional Round.

Both the Chiefs and Titans punted on their opening possessions. On Kansas City's second possession, Chiefs QB **Alex Smith** drove his offense down the field with help by a 45-yard reception from Chiefs WR **Tyreek Hill** and a 27-yard reception from Chiefs TE **Travis Kelce**. On second-and-one from the Tennessee one-yard line, Chiefs RB **Kareem Hunt** ran up the middle for a one-yard touchdown and a 7-0 Chiefs lead. On the following Kansas City possession, the Chiefs doubled their lead as Smith hit Kelce for a 13-yard touchdown to put Kansas City up, 14-0.

With the Titans offense driving in the second quarter, QB **Marcus Mariota** had the ball on the Kansas City 21-yard line. On second-and-10, he threw an interception to Chiefs CB **Marcus Peters** who returned the pick for 28 yards. However, the Tennessee defense came up big as Kansas City couldn't capitalize and was forced to punt. As the Titans regained possession, Mariota connected with TE **Delanie Walker** for a 22-yard reception and WR **Corey Davis** for an 11-yard catch. The Titans entered field goal range and got on the board with a 49-yard kick, 14-3 Chiefs. Kansas City took the field and strung together a 79-yard scoring drive that culminated in a 14-yard touchdown pass from Smith to Chiefs WR **Demarcus Robinson** with three seconds left to play in the second quarter. Kansas City took a 21-3 lead into halftime.

On the Titans' first drive of the second half, Mariota led the offense into the red zone after he rushed for two first downs and RB **Derrick Henry** contributed both a 29-yard receiving and 12-yard rushing first down. On third-and-six from the Kansas City six-yard line, Mariota's pass was deflected by Chiefs CB **Darrelle Revis**, but it bounced back into Mariota's hands and he ran it in for a touchdown. Mariota became the first quarterback to catch a touchdown pass in a playoff game since the 1970 AFC-NFC merger, and he also became the first quarterback in league history to complete a touchdown pass to himself in the playoffs. Tennessee narrowed the Chiefs lead, 21-10.

The Titans had the ball at the Kansas City 35-yard line to start the fourth quarter, and on the second play Henry ran up the middle for a 35-yard touchdown. Tennessee attempted a two-point conversion but failed as they edged closer, 21-16 Kansas City. After forcing the Chiefs to punt, Tennessee regained possession and tacked on another score as Mariota hit WR **Eric Decker** for a 22-yard touchdown. The two-point conversion failed as Tennessee took the lead, 22-21.

Kansas City couldn't string together a comeback as the Titans came back from the second-largest deficit by a road team in NFL playoff history to win their first postseason contest in 14 years.

SCORING

	1	2	3	4	Final
Tennessee	0	3	7	12	22
Kansas City	14	7	0	0	21

TEAM	SCORING PLAY	TIME
Chiefs	K.Hunt 1 yd. run (H.Butker kick)	1-7:37
Chiefs	T.Kelce 13 yd. pass from A. Smith (H.Butker kick)	1-2:15
Titans	R.Succop 49 yd. Field Goal	2-1:55
Chiefs	D.Robinson 14 yd. pass from A. Smith (H.Butker kick)	2-0:03
Titans	M.Mariota 6 yd. pass from M.Mariota (R.Succop kick)	3-6:31
Titans	D.Henry 35 yd. run (pass failed)	4-14:08
Titans	E.Decker 22 yd. pass from M.Mariota (pass failed)	4-6:06

Missed FGs: H. Butker 48LU
Attendance: 73,319
Time of Game: 3:14
Weather: 33° F, wind SE 10 mph
Referee: Jeff Triplette

[CLICK TO WATCH HIGHLIGHTS](#)



TEAM STATISTICS

	Titans	Chiefs
TOTAL FIRST DOWNS	23	19
THIRD DOWN EFFICIENCY	8-13-62%	4-11-36%
FOURTH DOWN EFFICIENCY	0-0-0%	0-1-0%
TOTAL NET YARDS	397	325
Plays - Avg.	64-6.2	53-6.1
NET YARDS RUSHING	202	69
Rushes - Avg.	31-6.5	16-4.3
NET YARDS PASSING	195	256
Sacks - Yards Lost	2-10	4-8
PASS ATT-COMP-INT	31-19-1	33-24-0
PUNTS - Avg.	3-43.7	5-50.0
PUNT RETURNS - Yards	3-18	2-8
KICKOFF RETURNS - Yards	3-55	4-83
INTERCEPTIONS - Yards	0-0	1-28
PENALTIES Number and Yards	8-50	8-68
FUMBLES - Lost	2-1	0-0
TOUCHDOWNS	3	3
FIELD GOALS Made-Attempts	1-1	0-1
RED ZONE EFFICIENCY	1-2-50%	3-3-100%
GOAL TO GO EFFICIENCY	1-1-100%	1-1-100%
SAFETIES	0	0
GIVEAWAYS	2	0
TAKEAWAYS	0	2
TIME OF POSSESSION	32:28	27:32

TITANS STARTERS

OFFENSE		DEFENSE	
WR 18	R.Matthews	DE 94	A.Johnson
TE 82	D.Walker	DT 99	J.Casey
LT 77	T.Lewan	OLB 91	D.Morgan
LG 67	Q.Spain	ILB 59	W.Woodyard
C 60	B.Jones	ILB 54	A.Williamson
RG 64	J.Kline	OLB 98	B.Orakpo
RT 78	J.Conklin	CB 25	A.Jackson
TE 81	J.Smith	SS 37	J.Cyprien
WR 84	C.Davis	FS 31	K.Byard
QB 8	M.Mariota	CB 26	L.Ryan
RB 22	D.Henry	CB 33	T.Smith

CHIEFS STARTERS

OFFENSE		DEFENSE	
WR 10	T.Hill	LDE 95	C.Jones
LT 72	E.Fisher	NT 96	B.Logan
LG 70	B.Witzmann	RDE 97	A.Bailey
C 73	Z.Fulton	LOLB 50	J.Houston
RG 76	L.Duvernay-Tardif	LILB 56	D.Johnson
RT 71	M.Schwartz	RILB 59	R.Ragland
TE 87	T.Kelce	ROLB 51	F.Zombo
WR 14	D.Robinson	LCB 22	M.Peters
WR 12	A.Wilson	RCB 20	S.Nelson
QB 11	A.Smith	S 38	R.Parker
RB 27	K.Hunt	S 49	D.Sorensen

TITANS INDIVIDUAL STATISTICS

Rushing	Att	Yds	Avg	Lg	TD
D.Henry	23	156	6.8	35	1
M.Mariota	8	46	5.8	17	0
Total	31	202	6.5	35	1

Passing	Att	Cmp	Yds	TD	Lg	IN	Rt
M. Mariota	31	19	205	2	29	1	88.8
Total	31	19	205	2	29	1	88.8

Receiving	No	Yds	Avg	Lg	TD
D.Walker	6	74	12.3	22	0
C.Davis	4	35	8.8	13	0
D.Henry	2	35	17.5	29	0
E.Decker	2	21	10.5	22	1
J.Smith	2	15	7.5	10	0
R.Matthews	1	15	15.0	15	0
M.Mariota	1	6	6.0	6	1
T.Taylor	1	4	4.0	4	0
Total	19	205	10.8	29	2

Interceptions	No	Yds	Avg	Lg	TD
Total	0	0	-	-	0

Leading Tacklers (Coaching Totals)
 J. Casey 8-4-4; W. Woodyard 8-4-4; D. Morgan 7-5-2

Sacks: B. Orakpo 1.5; D. Morgan 1; S. Williams 1; W. Woodyard 0.5 **FF:** None **FR:** None

CHIEFS INDIVIDUAL STATISTICS

Rushing	Att	Yds	Avg	Lg	TD
K.Hunt	11	42	3.8	16	1
T.Hill	1	14	14.0	14	0
A.Smith	4	13	3.3	11	0
Total	16	69	4.3	16	1

Passing	Att	Cmp	Yds	TD	Lg	IN	Rt
A. Smith	33	24	264	2	45	0	0116.2
Total	33	24	264	2	45	0	0116.2

Receiving	No	Yds	Avg	Lg	TD
T.Hill	7	87	12.4	45	0
T.Kelce	4	66	16.5	27	1
D.Robinson	4	57	14.3	15	1
K.Hunt	3	5	1.7	7	0
A.Wilson	2	26	13.0	18	0
D.Harris	2	22	11.0	13	0
C.West	2	1	0.5	3	0
Total	24	264	11.0	45	2

Interceptions	No	Yds	Avg	Lg	TD
M. Peters	1	28	28.0	28	0
Total	1	28	28.0	28	0

Leading Tacklers (Press Box Totals)
 R. Ragland 9-5-4; D. Johnson 8-6-2; F. Zombo 7-3-4

Sacks: J. Houston 1; D. Johnson 1 **FF:** K. Pierre-Louis 1 **FR:** None

GAME PREVIEW

TEAM NOTES

PLAYER NOTES

MEDIA

STATISTICS

ROSTERS

NOTES FROM LAST WEEK'S GAME

FIRST PLAYOFF WIN IN 14 YEARS: The Titans earned their first playoff victory since a Wild Card Round win at Baltimore on Jan. 3, 2004. The franchise's all-time playoff record is 15-19, including a 6-6 postseason mark in the "Titans era" (1999-present).

MULARKEY PICKS UP PLAYOFF WIN: The win at Kansas City improved **Mike Mularkey's** record as Titans head coach to 21-21, including regular season and playoffs. It was Mularkey's first playoff win as an NFL head coach. He became the seventh head coach in franchise history to win a playoff game, joining **Lou Rymkus** (one win), **Wally Lemm** (one), **Bum Phillips** (four), **Jerry Glanville** (two), **Jack Pardee** (one) and **Jeff Fisher** (five).

ROAD COMEBACK: The Titans were down 21-3 at the start of the second half. Their comeback tied for the second-largest by a road team in NFL playoff history. The only road comeback to top the Titans' performance was a 20-point comeback by the Lions in the Divisional Round against the 49ers in 1957. In 1972, the Cowboys came back from an 18-point deficit in the Divisional Round to defeat the 49ers.

CONTROLLING THE CLOCK IN THE SECOND HALF: The Titans won the time of possession with a mark of 32:28. It included holding the ball for 19:04 in the second half, compared to 10:56 by the Chiefs in the second half.

POSTSEASON TEAM RUSHING RECORD: The Titans rushed for 202 yards at Kansas City, with **Derrick Henry** (23 attempts for 156 yards) and **Marcus Mariota** (eight attempts for 46 yards) accounting for all of the team's carries. The rushing yardage total set a new franchise single-game postseason record, surpassing the previous benchmark of 197 rushing yards at Indianapolis on Jan. 16, 2000.

THIRD DOWN IN THE SECOND HALF: After converting only one third down in five attempts in the first half, the Titans converted seven times in eight attempts in the second half to finish the game 8-of-13 on third down (62 percent).

TITANS TOTAL 397 YARDS: The Titans offense accumulated 397 yards against the Chiefs. The total was the seventh-highest in franchise postseason history and the club's highest since a 430-yard output against Pittsburgh on Jan. 11, 2003.

FOUR CONSECUTIVE SCORING DRIVES: The last five times the Titans offense possessed the ball, the drives resulted in a field goal, three consecutive touchdowns, and finally a ball-control drive that ended the game.

SCORING AT ARROWHEAD: With 22 points, the Titans became the first opponent in the 2017 regular season or playoffs to score more than 20 points against the Chiefs at Arrowhead Stadium. Philadelphia and Washington held the previous high with 20 points apiece.

MARIOTA MAKES PLAYOFF DEBUT: In his first career playoff game, quarterback **Marcus Mariota** recorded his first career playoff victory with a 19-of-31, 205-yard passing performance that included two touchdowns and one interception (88.8 passer rating). He added 46 rushing yards on eight carries, including three runs that converted third downs.

MARIOTA COMPLETES TOUCHDOWN PASS TO HIMSELF: In the third quarter, on third-and-goal from the six-yard line, **Marcus Mariota** attempted a pass into the end zone, only to have the ball batted by cornerback **Darrelle Revis**. However, it came right back to Mariota, who caught it on the run and extended to the pylon for a touchdown. Mariota became the first quarterback to catch a touchdown pass in a playoff game since the 1970 AFC-NFC merger. He also became the first quarterback in league history to complete a touchdown pass to himself in the playoffs. Including regular season games, Mariota became the second quarterback in NFL history to complete a touchdown pass to himself. The only other time it happened was when Minnesota Vikings signal caller **Brad Johnson** accomplished the feat against the Carolina Panthers on Oct. 12, 1997.

ANOTHER GAME-WINNING DRIVE: With the team's go-ahead drive that



culminated in **Marcus Mariota's** 22-yard touchdown pass to wide receiver **Eric Decker**, Mariota was credited with his ninth career game-winning drive and his fifth in the 2017 regular season and postseason.

HENRY RUSHES FOR 156: With **DeMarco Murray** inactive due to an injury, running back **Derrick Henry** recorded his first career postseason start and rushed for 156 yards on 23 carries. His rushing yardage total finished second in franchise postseason history for a single game behind only **Eddie George's** 162 rushing yards at Indianapolis on Jan. 16, 2000.

HENRY SCORES: In the fourth quarter, **Derrick Henry** scored on a 35-yard run. He tied **Earl Campbell** (Dec. 31, 1978 at New England) for the third-longest playoff rushing attempt in franchise history. The franchise's only postseason runs that were longer were **Eddie George's** 68-yard touchdown at Indianapolis on Jan. 16, 2000 and **Steve McNair's** 51-yard scamper at Jacksonville on Jan. 23, 2000.

HENRY'S SCRIMMAGE YARDS: In addition to his 156 rushing yards, **Derrick Henry** caught two passes for 35 yards. His 191 scrimmage yards set a new single-game postseason record for the franchise, breaking a 57-year-old record. **Billy Cannon** established the previous playoff benchmark with 178 scrimmage yards against the Los Angeles Chargers on Jan. 1, 1961.

HENRY DOMINANT IN FOURTH QUARTER: During the regular season, **Derrick Henry** ranked second in the NFL with 390 rushing yards in the fourth quarter. Against the Chiefs, he picked up 85 yards on eight carries. The total included runs of 12 yards and 22 yards for first downs on the team's final, clock-eating drive.

DECKER SCORES: Wide receiver **Eric Decker** scored what proved to be the game-winning touchdown in the fourth quarter on a 22-yard pass from **Marcus Mariota**. It marked Decker's first career touchdown reception in the playoffs.

WALKER LEADS: In his fifth career postseason game, tight end **Delanie Walker** set career postseason highs and led the Titans with six receptions for 74 yards.

DEFENSE STRENGTHENS IN SECOND HALF: In the second half, the Titans defense limited the Chiefs offense to zero points, three first downs, 61 total yards, 28 rushing yards and one third-down conversion on five attempts.

SACK SPLIT BY WOODYARD AND ORAKPO: In the second quarter, linebackers **Wesley Woodyard** and **Brian Orakpo** were credited with an eight-yard sack of **Alex Smith**. It was Woodyard's first career half sack.

NOTES FROM LAST WEEK'S GAME



ORAKPO LEADS TEAM WITH 1.5 SACKS: In addition to his shared sack with Wesley Woodyard in the second quarter, **Brian Orakpo** registered a sack in the fourth quarter (zero yards) during Kansas City's final drive.

WILLIAMS NOTCHES SACK: In the first half, nose tackle **Sylvester Williams** forced quarterback **Alex Smith** out of bounds for no gain to record his first career postseason sack.

SACK BY MORGAN: During Kansas City's final drive, outside linebacker **Derrick Morgan** took down **Alex Smith** for no gain on third down to record his first career postseason sack.

SUCCOP CONNECTS: Playing against his former team, **Ryan Succop** made a 49-yard field goal in the second quarter. It was the kicker's second career postseason field goal in two attempts and his first since 2013 as a member of the Chiefs.

POSTSEASON DEBUTS: The Titans entered the contest with 18 players on their roster with previous playoff experience. Against the Chiefs, they had 30 players make their NFL postseason debuts.

INACTIVES: The Titans' inactive players were quarterback **Brandon Weeden**, running back **DeMarco Murray**, defensive back **Curtis Riley**, outside linebacker **Josh Carraway**, linebacker **Nate Palmer**, guard/center **Corey Levin** and wide receiver **Harry Douglas**. Murray (knee) was listed on the injury report leading up to the game.

SELECT TITANS POSTGAME QUOTES

SUNDAY, JAN. 6, 2018

HEAD COACH MIKE MULARKEY

(opening statement)

I will just open it up with a medical report. No injuries to report. Everybody came out healthy, bumps and bruises, but other than that we are good to go.

(on if this was an emotional win)

All wins are emotional to me. All football games are very emotional for me.

(on the resiliency of the team finding a way to win)

That is the team we have. That does not surprise me, and I don't think you guys believe me when I say that they come in the locker room, and there is a look that we are going to come back and win the game, but there is. It is on the sideline and it has been. It always has. It is this team. I wish you guys would give them a little credit for it. They stick together and they get each other's backs and they always have, and came through today when we really needed it.

(on there being a national discussion today on his job security)

Which is ridiculous. Which is ridiculous.

(on if the discussion on his job security effected how he coached today)

Yeah, I don't think it is fair to my family. So when it has an effect on my family, it has an effect on me. So yeah, I would say it had a big effect on me.

(on if he felt his job was secure no matter the outcome of today's game)

No, I haven't had any support to say that I was. No, I just assumed the worst.

(on how it feels to see the players fighting for one another)

When I am around them, I feel very good. Not that you guys are bad guys, but I feel really good around our football team. I know what I am going to get from them every week. That is a good feeling, knowing how they are going to come out. No matter what and no matter how bad the circumstances are, they always give us a chance to win.

(on the performance of running back Derrick Henry)

Big runs, big plays. I think he was a man on a mission to get his chance and

opportunity, and now he gets another one. Again, I just think the more he is playing, the more experience is good for him.

(on quarterback Marcus Mariota's simultaneous passing and receiving touchdown and how that swung momentum in the Titans' way)

Well I thought we had a pretty good drive so life was back with that drive. Obviously, the play was something I have never seen before. But, we have not had a lot of things like that go our way in that fashion, and it was good to see it happen like it did.

(on if that particular play went how it was designed)

Pretty much. No, it just happened. The ball bounced our way.

(on the two-point conversion and apparent fumble officiating calls)

I thought they did a good job of making the right calls. I am critical of them a lot, but the times that there were critical calls, they got it right and I will give them credit for that. We have to do a better job of ball security to not have an issue like that. Just drives the emotions up and down for everybody.

(on if last season's game at Kansas City where the Titans trailed 14-0 was brought up at halftime)

That was a topic at halftime. We were basically in the same situation last year. Down, stuck with the plan. Didn't panic and just go out, and if we could get a drive, that first drive, that was going to be critical getting points. Last year's game came up at halftime.

(on how much Chiefs tight end Travis Kelce leaving with injury changed the game)

Well, he is a good player. He is a player that can change the game, so I am sure that changed some things on their side. We took out double (Travis) Kelce coverages. He is a big time player for them, so that certainly did not help them.

(on wide receiver Eric Decker's touchdown reception)

It was a big catch. We just put the play in this week. Saw something they did and they lined up exactly like we practiced it, and he ran – probably the best route of the week was today. It was a great throw by Marcus (Mariota). Well designed by our offensive coaches, Terry Robiskie, to get that play called.

(on if it was difficult to stick with the game plan for Derrick Henry after trailing the Chiefs)

No, we have done this before. We have done this earlier in the season. We came out and stuck with the plan, and it benefitted us and we trusted the

SELECT TITANS POSTGAME QUOTES

defense. Again, calmed down a little bit from early on and they played lights out in the second half. It was a different half.

(on the timeout discussion on third-and-two)

I just wanted to make sure we got the right call based on how they lined up. Wanted to make sure it was the right one. I mean, it was a big play and wanted to talk it over.

(on the performance of the offensive line)

I know at the end we were staying on the left side. We were running the ball over there to try, we were running more effectively on the left side. They did a great job running the ball against that front.

(on Marcus Mariota seeming like he 'grew up' in the second half)

You know, that is another one again. Bad half, stays very even keel and doesn't let it get to him. Just like I said, plays games. He came out and he didn't do anything different. Didn't need a pep talk. He knew what he needed to do."

(on how it affects the team to have to wait and see who they will face next week)

We got to wait until tomorrow to see the outcome of the Jacksonville game to see whether we play Saturday or Sunday. So, the schedule will all be based on that game, and the players already know if we play Saturday or Sunday this is the format of practices. We know it will be in a cold weather place. We know that.

(on Marcus Mariota's will to win and his ability to pull off fourth quarter comebacks)

Well, I think the whole team knows that we have that chance. It effects the whole team, everybody on that sideline, that we have that chance with him in there.

(on his thought process during the two-point conversion)

We were down four. We wanted to get into a one possession field goal game if we could, and we didn't execute very well.

QB MARCUS MARIOTA

(on the touchdown he caught and it seeming like it was a 'Johnny on the spot')

That's exactly right. It's hard to explain. I really got lucky there and was trying to make a play, trying to give Corey (Davis) a chance there. I think it was (Darrelle) Revis who batted it up there and made a good play, and I kind of was at the right place at the right time.

(on the locker room vibe right now)

Unbelievable, unbelievable. It's what you work hard for. This is what you grind it out for, for four or five months. This isn't it, but it's nice to get a win and to keep it rolling.

(on what was done differently in the second half to turn the game around offensively)

Executed better, that's what I think it came down to. Guys started making plays, helps when you can start running the football. I thought Derrick (Henry) had a great game for us and it just kind of clicked from there.

(on the vibe on the sideline when the team was down 21-3)

Guys didn't blink an eye. I think through this entire season, the ups, the downs, the energy – it doesn't change. You have to give a lot of credit to the guys. Got to give a lot of credit to the locker room for just continuing to believe. These situations are going to continue to prepare us for what's ahead, and again, it's a fun locker room and a special place to play.

(on if him running more has changed the way opposing teams play defensively)

Not sure. You've got to give credit to the Chiefs defense, they did a good job of covering. I just wanted to make a play for the team.

(on if the team was aware of the media conversation today discussing that Coach Mularkey was possibly coaching for his job)

Not at all. Coach Mularkey has done an incredible job of handling this entire situation, and I think he's done a great job of keeping this team together,

keeping us focused on our task at hand. He's done a great job.

(on if the block he made to help running back Derrick Henry get more yardage was by design or if he was just there)

That's what it came down to. They had probably 11 guys in the box and (I was) just trying to help my guy out.

WR ERIC DECKER

(on his go-ahead touchdown)

Just ran a play, post route with man coverage. Give credit to Marcus (Mariota), he threw a great ball and made a play when we really needed one. I've let these guys down the last couple of games, and got over the hump and made it when it counted.

(on what it says about the team to come back from a 21-3 deficit at halftime)

I think all season, it just shows the character and grit this team has, how much perseverance. We've won some ugly games but we've found ways to win, and that's all that matters in this league. We didn't stop believing going into halftime. We knew we shot ourselves in the foot, dropped passes, getting behind the chains, turnovers. We got some bounces and made plays in the second half, and the defense kept us in it. Credit to them.

(on the performance of quarterback Marcus Mariota)

Great. He took some hits, he kept fighting through it. He made a big block at the end. He made great throws. We go as Marcus (Mariota) goes. He has shown his personality the last couple of weeks and how tough he is, and how much of a leader he is.

(on battling back from being down 18 points)

Yeah, I've only been in this situation once before when I was in Denver, and it just speaks volumes about the character of this team. When you're down that much against a great Kansas City team, in Arrowhead which is a tough place to play, and to come back and keep fighting play by play it shows the character and perseverance of this team.

(on the performance of running back Derrick Henry)

He hit the hole. I don't want to get in the way of a 250-pound running back. The offensive line did a tremendous job of opening the holes. He hit it when he needed to and broke some tackles, and got some first downs. At the end, made clutch plays for us to win it.

(on Marcus Mariota's touchdown pass to himself)

That was actually designed a couple of days ago and well executed. That's the football gods. You got to get some bounces sometimes.

WR COREY DAVIS

(on if he's ever seen a play like the one where quarterback Marcus Mariota threw and caught his own touchdown)

Never. Never. Only him. Only a guy like him can do something like that. I'm happy he's on our side and he had a great game.

(on what changed for the team offensively in the second half)

Just made adjustments. We were slow in the first half and there were mistakes made by us. So we just came in here and fixed them, and got it rolling.

(on how confident the team was that they could come back and win the game)

No one in this locker room was worried. There was no panic in anyone's face, we were all confident. We all knew we had a job to do and we all did it.

C BEN JONES

(on the resolve the team had when they were down that they could come back and win the game)

It's a team. No matter how many points we can score in the second half, we got to give it to our defense. They pitched a shutout in the second half. They played lights out and without them we couldn't have won that game.

(on the performance of running back Derrick Henry)

SELECT TITANS POSTGAME QUOTES

Derrick (Henry) ran lights out today. He's a tough runner and I'm loving it when he's back there grinding it. That's Titans football, we were grinding it and won the game.

(on the performance of the offensive line)

We're just trying to do what's best for this team. If the call is to pass 20-40 times a game, we're going to do that. If we're going to run it 40 times a game, we'll do that. Now we have to move on to next week.

TE DELANIE WALKER

(on how it feels to win a playoff game)

It feels good. Everybody counted us out, it was us versus everybody. Everybody in this room believed. They (Kansas City) got up on us big, but we never gave up and we finished the game with a W. That's all you can ask for.

(on what was being said at halftime when the team was down by 18 points)

We've been down before. We're the type of team that can come back, we fight to the end. We weren't worried about it. We came in (at halftime) and we were like, 'They haven't done anything to stop us.' We made some adjustments. We went back out there, moved the ball, scored some points and there you have it.

(on if this is a 'team of destiny')

Most definitely. We want more. We're hungry. We're not satisfied with this win. Everybody in this locker room is going to say the same thing. It was a sweet victory, but we've got work to do.

(on what was the difference between the first and second halves)

We just stuck with it. We didn't give up and people made plays. We were saying it all day in here, it could be anybody. When your number is called make that play, and guys started making plays.

CB LOGAN RYAN

(on the halftime message)

Stick with it. We had nothing to lose, we were big underdogs. They were the favorite, they were playing at home. They had all of the momentum. We just had to go out there and lay it on the line. Things started to turn our way, we started making some plays and we believed. We were the only people in the building that believed in us. They had the whole crowd behind them. I think they played a little tight in the second half, conservative, and we let it loose.

(on how he could tell the Chiefs were playing tight in the second half)

They had like 30 yards receiving or something, they did nothing the second half. They didn't score a point. We had our quarterback out there making miraculous plays. We had some bad breaks, but we still responded. We played a bunch of guys who had nothing to lose – a bunch of guys who are underrated, undervalued, who came from different places, and who were trying to do something special. We believe that.

(on if he was surprised Chiefs running back Kareem Hunt didn't get many carries late in the game)

No. Their game plan was to spread us out and throw the ball, we've got a great run defense. We bring a lot of pressure. They tried to spread the ball out and check it down away from our pressure. It caught up with them.

(on the difference between being on a 'favorite' team like New England and an 'underdog' team like Tennessee)

There's no difference. You've got to believe in yourself. I'm always a favorite out there because I believe in myself. I'm trying to inspire guys to believe in themselves, and that's what we're doing as a team. It doesn't matter, we're all out there. We've got to play the game anyway and we'll see how it shakes out.

(on the media discussion that Coach Mularkey 'saved' his job with today's win)

That wasn't my talk. I know we did a lot, it was the first playoff win in 15 years. It was the first playoff appearance since 2008. That's a pretty good coach to me.



DT JURRELL CASEY

(on not allowing the Chiefs to score in the second half and what the changes were)

We definitely didn't want to let them get 21 points on us, but they did. We settled down coming out in the second half. We put our ballgame together. The offense started putting points on the board.

(on the team's resolve)

The motivation, the drive around this locker room. Everybody was hungry and had the want to. When you have that and look around the sideline and see it in their eyes, there's no reason to panic. That's what we've been doing all year long and we'll continue to do that.

RB DERRICK HENRY

(on playing 'angry' today)

I just wanted to play better this week than last week. I just wanted to be able to come out and help this team on offense."

(on running north and south more in today's game)

I just wanted to go out and run hard. Run north, south, and forward. I had a lot of negative plays last week. I told you all that it didn't leave my head. It was in my head when the game kicked off. So, I just wanted to be better than I was last week.

(on how it feels to contribute big in today's win)

It's been a long time coming for this team to be in the playoffs and get a win in a hostile environment. This is a great team with a great defense, we stuck together even though we got down early. We came into halftime, just like last year when we came in down. We just believe in each other and came out and played Titan football by just going out there and executing the play that was called.

(on if it was hard to stick with the run plan despite the halftime deficit)

I don't ask on whether or not we are going to stick with it, I just try to go out there and execute the play that's called. I feel like as long as you do that, everything else is going to take care of itself. If you want to run the ball, or whatever you want to do, I believe it works as long as we execute the play and beat the man in front of you.

(on Marcus Mariota giving him the lead block on his game-sealing run)

I just said that he can pass, he can run, and he can block. He can do it all. He caught the ball, too. It was a great job by him and I appreciate him. The whole offense is clicking. Everybody being where they're supposed to be, everybody just doing extra stuff like Marcus (Mariota) making that block to seal the game. I just wanted to get a first down so we could get out of here with a win.

(on if he wanted to stand up for Coach Mularkey)

There's a lot of outside noise, people saying this and that. We do a good job and he does a good job, of making sure that we stay focused and not pay attention to that outside noise. We keep doing what we're doing and quietly work, go about our business in our way, practice hard, and work hard throughout the week to make sure we can go out here and get a win.

GAME PREVIEW

TEAM NOTES

PLAYER NOTES

MEDIA

STATISTICS

ROSTERS

2017 REGULAR SEASON GAME-BY-GAME HIGHLIGHTS

Highlights from the Titans' regular season schedule:

Week 1 • Sept. 10, 2017 • RAIDERS 26 at Titans 16 • 0-1

The Titans open their season with 256 passing yards and a touchdown from Marcus Mariota, but Derek Carr completes two touchdown passes in the Raiders victory ... Oakland's Giorgio Tavecchio was perfect on four field goals in his debut ... The Titans go 1-for-3 in the red zone ... Corey Davis makes his NFL debut with six receptions for 69 yards ... The Titans cut the deficit to 23-16 with 4:49 remaining but Oakland drives to put the game away with a final field goal.

Week 2 • Sept. 17, 2017 • TITANS 37 at Jaguars 16 • 1-1

After falling behind 3-0, the Titans score the game's next 30 points and finish six consecutive possessions with scores ... The Titans' tally includes 31 points in the second half ... The Titans defense recovers a Blake Bortles fumble and gets interceptions from Da'Norris Searcy and Curtis Riley ... Derrick Henry rushes for 92 yards on 14 carries, including a 17-yard touchdown ... Rookie tight end Jonnu Smith scores his first career touchdown on a 32-yard screen play.

Week 3 • Sept. 24, 2017 • Seahawks 27 at TITANS 33 • 2-1

The Titans score 24 points in the second half, including 21 in the third quarter ... Marcus Mariota completes touchdown passes to Rishard Matthews (55 yards) and Jonnu Smith (24 yards) ... DeMarco Murray rushes for 115 yards, including a 75-yard touchdown, and the team totals 195 yards on the ground ... Ryan Succop makes all five field goal attempts ... Seattle's Russell Wilson passes for 373 yards and four touchdowns.

Week 4 • Oct. 1, 2017 • Titans 14 at TEXANS 57 • 2-2

The Texans set a franchise record with 57 points, handing the Titans their sixth-largest loss (43 points) in franchise history ... The Texans score the game's first 21 points ... The Titans cut the lead to 24-14 on two touchdown runs by Marcus Mariota (34 yards and two yards), but Mariota then exits the game with a hamstring injury ... Texans rookie quarterback DeShaun Watson accounts for five total touchdowns (four passing, one rushing).

Week 5 • Oct. 8, 2017 • Titans 10 at DOLPHINS 16 • 2-3

Matt Cassel starts for an injured Marcus Mariota (hamstring) and throws a touchdown pass to tight end Phillip Supernaw ... The Dolphins defense records six sacks ... Each team commits two turnovers ... Jay Cutler completes a game-winning, six-yard touchdown pass to receiver Jarvis Landry in the fourth quarter ... The Dolphins also score on a 38-yard fumble recovery by safety Reshad Jones.

Week 6 • Oct. 16, 2017 • Colts 22 at TITANS 36 • 3-3

In a Monday night game, Marcus Mariota passes for 306 yards and a touchdown, and Ryan Succop connects on five field goals ... Mariota's 53-yard touchdown pass to receiver Taywan Taylor breaks a 22-22 tie in the fourth quarter, and Derrick Henry's 72-yard touchdown run seals the victory ... Henry totals 131 yards on 19 carries, and DeMarco Murray adds 40 rushing yards and a touchdown ... The Titans defense limits the Colts and quarterback Jacoby Brissett to 22 percent on third down in the game and 111 total yards in the second half ... Colts linebacker John Simon scores on a 26-yard interception return.

Week 7 • Oct. 22, 2017 • TITANS 12 at Browns 9 • 4-3

Ryan Succop's fourth field goal of the day, a 47-yarder with less than two minutes remaining in overtime, provides the victory in a game in which neither team reaches the end zone ... Titans safety Kevin Byard becomes the first NFL player since 2011 (Eagles safety Kurt Coleman) to record three interceptions in a game, victimizing DeShone Kizer twice and Cody Kessler once ... The Browns defense stops the Titans from scoring in the third quarter on a first-and-goal from the one-yard line ... In overtime, the Titans defense forces two three-and-outs leading to the game-winning kick.

Week 9 • Nov. 5, 2017 • Ravens 20 at TITANS 23 • 5-3

Marcus Mariota passes for 218 yards with touchdown passes to receivers Rishard Matthews and Eric Decker, the latter of which came with less than four minutes remaining ... Derrick Henry rushes for a one-yard touchdown ... Titans safety Kevin Byard records two interceptions off Joe Flacco, who also has two touchdown passes ... The Titans convert on all three chances in the red zone ... The Ravens outgain the Titans 341 to 257 and limit the Titans to 27 percent on third down.

Week 10 • Nov. 12, 2017 • Bengals 20 at TITANS 24 • 6-3

Marcus Mariota caps a 73-yard drive with a seven-yard, game-winning touchdown pass to DeMarco Murray with 36 seconds remaining in the fourth quarter ... Murray scores all three of the team's touchdowns (two rushing, one receiving) ... The Titans never trail until Andy Dalton's 70-yard touchdown pass to A.J. Green (115 receiving yards) with 5:03 remaining in the fourth quarter ... The Titans record a time of possession of 40:09 and go seven-of-15 on third down, while the Bengals are one-of-10 on third down.

Week 11 • Nov. 16, 2017 • Titans 17 at STEELERS 40 • 6-4

In a Thursday night game, Steelers quarterback Ben Roethlisberger throws four touchdown passes, including three to receiver Antonio Brown ... Brown finishes with 144 yards on 10 catches ... Marcus Mariota passes for 306 yards but is intercepted four times and sacked five times by the Steelers defense ... Mariota rushes for a seven-yard touchdown in the first quarter and completes a 75-yard touchdown to Rishard Matthews on the first play of the third quarter.

Week 12 • Nov. 26, 2017 • TITANS 20 at Colts 16 • 7-4

DeMarco Murray scores the go-ahead touchdown on a one-yard run with 5:59 remaining in the fourth quarter ... The Titans erase a 10-point deficit in the second half ... The Titans defense sacks Jacoby Brissett eight times, tied for the third-highest single-game sack total in Titans/Oilers history ... Led by Derrick Henry (79 rushing yards in the game), the Titans collect 89 of their 92 total rushing yards in the fourth quarter ... Kevin Byard recovers a fumble on the Indianapolis four-yard line to set up a touchdown.

Week 13 • Dec. 3, 2017 • Texans 13 at TITANS 24 • 8-4

After the Texas jump out to a 10-0 lead, Marcus Mariota rushes for a nine-yard touchdown and completes a 24-yard touchdown pass to Delanie Walker ... Derrick Henry's 75-yard touchdown run to seal the win is preceded by an interception by LeShaun Sims in the end zone to end a Houston threat ... The Titans total 198 rushing yards ... Texans quarterback Tom Savage passes for 365 yards but is sacked four times by the Titans defense ... The Titans limit the Texans to 53 rushing yards.

Week 14 • Dec. 10, 2017 • Titans 7 at CARDINALS 12 • 8-5

The Titans take a 7-0 lead after a six-yard touchdown run by Derrick Henry but are kept scoreless for the remainder of the game ... The Cardinals score 12 unanswered points in the second half on four field goals by Phil Dawson ... The Titans defense records eight sacks on Cardinals quarterback Blaine Gabbert ... A fake punt by the Titans (direct snap to Eric Weems) is stuffed for no gain by the Cardinals to set up one of Dawson's field goals ... Marcus Mariota is intercepted twice by the Cardinals.

Week 15 • Dec. 17, 2017 • Titans 23 at 49ERS 25 • 8-6

Robbie Gould makes six field goals, including the game-winner from 45 yards as time expires ... Gould's game-winner follows a 50-yarder by Ryan Succop that put the Titans ahead 23-22 with 1:07 remaining ... Jimmy Garoppolo passes for 381 yards and engineers seven scoring drives in nine San Francisco possessions ... 49ers receiver Marquise Goodwin records a game-high 10 receptions for 114 yards ... Marcus Mariota passes for 241 yards and a pair of touchdowns.

Week 16 • Dec. 24, 2017 • RAMS 27 at Titans 23 • 8-7

Jared Goff (301 passing yards) throws a game-winning touchdown pass to Cooper Kupp with 11:51 on the clock, with a late drive by the Titans ending in Los Angeles territory ... Rams running back Todd Gurley totals 276 scrimmage yards (118 rushing, 158 receiving) and two touchdowns, including an 80-yard touchdown catch ... The Titans score touchdowns on a DeMarco Murray run (six yards) and a four-yard fumble return by linebacker Wesley Woodyard.

Week 17 • Dec. 31, 2017 • Jaguars 10 at TITANS 15 • 9-7

The Titans force four turnovers and record two sacks to clinch their first playoff berth since 2008 ... Marcus Mariota passes for 134 yards, including a 66-yard touchdown on a screen pass to Derrick Henry in the second quarter ... Mariota rushes for 60 yards, and Henry adds 51 rushing yards ... Kevin Byard notches two interceptions off Blake Bortles ... Ryan Succop boots three field goals ... Jacksonville's touchdown comes on a 67-yard fumble return by defensive end Yannick Ngakoue.

EXECUTIVE VICE PRESIDENT/GENERAL MANAGER JON ROBINSON

Jon Robinson was hired as Titans general manager on Jan. 14, 2016 after spending two years as director of player personnel for the Tampa Bay Buccaneers. Nearly one year later, on Jan. 5, 2017, he was promoted to executive vice president/general manager.



"Jon has done great work since his arrival to our organization and this is a way to recognize that fact," controlling owner **Amy Adams Strunk** said upon promoting Robinson. "His leadership and football acumen helped change our culture and improve our team. He and Mike (Mularkey) deserve a great deal of credit for our turnaround this year and I am hopeful that will continue this coming year and into the future. This is an acknowledgement of his work and it puts him on equal footing with others in the league who direct football operations."

"This organization means the world to me and I am working on a daily basis to make it better," said Robinson. "I don't stand alone in this task of improving our team – from ownership, Mike and the coaches, the players who have bought in to our program, scouts and staff. We all have worked together to create a family and hopefully a culture of long-term success."

Early in the 2017 offseason, Robinson used free agency to address needs on defense and special teams. Most notably, he spearheaded deals for cornerback **Logan Ryan** (New England), safety **Johnathan Cyprien** (Jacksonville), nose tackle **Sylvester Williams** (Denver) and returner **Eric Weems** (Atlanta). In June, he led the charge to sign veteran wide receiver **Eric Decker** (New York Jets).

In the 2017 NFL Draft, Robinson spent first-round picks on wide receiver **Corey Davis** (fifth overall) and cornerback **Adoree' Jackson** (18th overall). It marked the first time the franchise had a pair of first-round draft selections since 1987. Davis and Jackson were the initial two players of a nine-player draft haul that also featured wide receiver **Taywan Taylor** and tight end **Jonnu Smith** in the third round.

In his first season as an NFL general manager, Robinson's leadership and decision-making helped the Titans triple their win total from the previous season, finishing 9-7 after a 3-13 finish in 2015. The six-win improvement tied for the most in franchise history (1967 and 1974) and doubled the previous club benchmark for the most wins in the first year under a new general manager (three by **Bum Phillips** in 1975).

Within his first four months on the job, Robinson made several key personnel decisions. On March 9, Robinson made his first major acquisition, swapping fourth-round draft picks with the Philadelphia Eagles in exchange for running back **DeMarco Murray**. The trade provided major dividends in 2016, as Murray led the AFC and ranked third in the NFL with 1,287 rushing yards. Murray also ranked fourth in the NFL in scrimmage yards (1,664) and first downs (84) and finished tied for seventh in total touchdowns (12).

Around the same time, Robinson began to work the free agent market. Center **Ben Jones** and wide receiver **Rishard Matthews** highlighted the haul, and both were instrumental in helping to transform the Titans offense into the 11th-ranked unit in the NFL. Jones started all 16 games and keyed a rushing attack that ranked third in the league, while Matthews set career highs with 65 receptions (tied for the team lead), a team-high 945 receiving yards and a team-high nine touchdown receptions. The latter number tied for sixth in the NFL and tied for ninth in franchise history.

On April 14, 2016, two weeks before the NFL Draft, Robinson and the Titans dealt the first overall pick to the Los Angeles Rams in one of the biggest trades in recent NFL history. The Titans gave up the No. 1 pick and a fourth-rounder in order to receive the 15th overall pick, two second-rounders and a third-rounder in 2016, plus the Rams' first- and third-round picks in 2017. From 1990–2015, there were seven trades involving the No. 1 overall pick, but this was the first since 2004, when the San Diego Chargers selected **Eli Manning** with the first pick and dealt his rights to the New York Giants.

The Titans had their hands at one point or another on 17 selections in the 2016 draft due to five different trades (including one trade in 2015), and in the end, they ended up with a class of 10 players, including four of the top 45 picks. Robinson swung a draft-day trade with the Cleveland Browns to move back up to the eighth slot to choose Michigan State tackle **Jack Conklin**.

All 10 members of Robinson's first draft class played in at least one game. They accumulated a total of 110 games played and 38 starts, including 16 starts at right tackle by Conklin. The eighth-overall pick capped his successful rookie campaign by being named first-team All-Pro by Associated Press. Other rookies in 2016 who made significant contributions included second-round running back **Derrick Henry**, third-round safety **Kevin**

TITANS PERSONNEL/SCOUTING STAFF

Jon Robinson	Executive Vice President/General Manager
Vin Marino	Vice President of Football Administration
Carly Mygrants	Executive Assistant to EVP & General Manager/Football Administration
Ryan Cowden	Director of Player Personnel
Brian Gardner	Director of Pro Scouting
Jon Salge	Director of College Scouting
Phil Neri	National Scout
Brandon Taylor	National Scout
Steve Hutchinson	Pro Scout
Kevin Turks	Pro Scout
Mike Boni	College Scout
Patrick Callaway	College Scout
Tom Roth	College Scout
Wes Slay	College Scout
Dale Thompson	College Scout
T.J. Earley	Scouting Coordinator
Casey Callahan	Scouting Assistant
Tosin Kazeem	Scouting Assistant

Byard and fifth-round wide receiver **Tajae Sharpe**.

Robinson arrived in Tennessee with a wide range of experience from working his way up on the personnel side of the NFL. From 2014–2015, he served as director of player personnel for the Buccaneers and oversaw both college and pro departments as the team rebuilt its roster. The 2015 Buccaneers draft class made a significant impact, including four rookie starters: quarterback **Jameis Winston**, tackle **Donovan Smith**, guard **Ali Marpet** and linebacker **Kwon Alexander**.

"Our goal here is to win, bottom line," Robinson said after accepting the new job. "That is a measuring stick that all franchises are measured by. Mike (Mularkey) and I have an aligned vision of what we want this team to look like. We want tough players, we want coachable players, we want smart players and most importantly we want players with a team-first attitude. My role here is to insure we find those players. I will coach the personnel staff on the type of players that we want and identify the guys that are true fits of what we are looking for in a Titan."

Prior to joining Tampa Bay, Robinson spent 12 years with the New England Patriots, including his last five years (2009-13) as the director of college scouting. In the five years heading up their college scouting, the Patriots added a number of key components to their roster that won the Super Bowl in 2014, including wide receiver **Julian Edelman**, defensive back **Devin McCourty**, tight end **Rob Gronkowski**, tackle **Nate Solder** and defensive end **Chandler Jones**. He joined the Patriots as an area scout in 2002, a role he served for four seasons. Robinson then spent two years (2006-07) as a regional scout, before being promoted to assistant director



of college scouting in 2008 and then director of college scouting in 2009. In his time scouting for the Patriots the team won 10 division titles, four conference titles and two Super Bowls (2003, 2004).

"I was really most specifically on the college side as the college director (in New England). So my duties there were to organize all of the scouting of the college players in preparation for the draft and rookie free agency. When I got to Tampa, I was really exposed to everything as it relates to the day-to-day operations of running the football team, to the Monday meetings with the trainer and (general manager) Jason (Licht), working through the emergency list, the practice squad list, preparing for free agency, along with overseeing the college draft. It really opened my eyes to everything that goes on on a day-to-day basis, on a weekly basis, on a monthly basis that an NFL team has to prep for."

Robinson played three years at Southeast Missouri State as a defensive lineman after starting his college career at the Air Force Academy. Following his college career as a player, he spent one season (1998) coaching at his alma mater and three years (1999-2001) coaching at Nicholls State.

A native of Union City, Tenn., Robinson and his wife, Jaimie, have two daughters, Taylor and Bailey.

Jon Robinson's Background:

- 2017:** Tennessee Titans - Executive Vice President/General Manager
- 2016:** Tennessee Titans - General Manager
- 2014-15:** Tampa Bay Buccaneers - Director of Player Personnel
- 2009-13:** New England Patriots - Director of College Scouting
- 2006-07:** New England Patriots - Regional Scout
- 2002-05:** New England Patriots - Area Scout
- 1999-01:** Nicholls State - Assistant Coach
- 1998:** Southeast Missouri State - Assistant Coach

NEW GENERAL MANAGERS

Jon Robinson was the 13th general manager hired in franchise history. In his first season, he helped lead the Titans to a 9-7 record after inheriting a 3-13 squad from 2015. No new general manager for the club had ever before seen a win increase of more than three games in his first season.

Robinson's nine wins were one shy of the previous record for a first-year general manager, a mark shared by **Mike Reinfeldt** (10-6 in 2007) and **Don Suman** (10-3-1 in 1961).

History of Titans/Oilers new general managers and improvement in first season:

New GM	1st Season	W-L in 1st Season	Team W-L Prev. Season	Win Improvement
Jon Robinson	2016	9-7	3-13	6
Ruston Webster	2012	6-10	9-7	-3
Mike Reinfeldt	2007	10-6	8-8	2
Floyd Reese	1994	2-14	12-4	-10
Mike Holovak	1989	9-7	10-6	-1
Ladd Herzeg	1981	7-9	11-5	-4
Bum Phillips	1975	10-4	7-7	3
Sid Gillman	1973	1-13	1-13	0
John Breen	1971	4-9-1	3-10-1	1
Don Klosterman	1966	3-11	4-10	-1
Carroll Martin	1964	4-10	6-8	-2
Frank "Pop" Ivy	1963	6-8	11-3	-5
Don Suman	1961	10-3-1	10-4	0

Among the four new NFL general managers hired in 2016, Robinson led the group by leading the Titans to six more wins than the previous season.

New NFL general managers in 2016:

New GM	Team	2016 W-L	Team's 2015 W-L	Win Improvement
Jon Robinson	Tennessee Titans	9-7	3-13	6
Chris Grier	Miami Dolphins	10-6	6-10	4
Bob Quinn	Detroit Lions	9-7	7-9	2
Paul DePodesta*	Cleveland Browns	1-15	3-13	-2

* Title is Chief Strategy Officer

FREE AGENCY UNDER ROBINSON

2017

Free Agents Signed	Former Team
LB Daren Bates	Oakland
S Johnathan Cyprien	Jacksonville
Eric Decker	N.Y. Jets
CB Demontre Hurst	Chicago
OL Tim Lelito	New Orleans
CB Logan Ryan	New England
S Brynden Trawick	Oakland
OLB Erik Walden	Indianapolis
KR/WR Eric Weems	Atlanta
NT Sylvester Williams	Denver

Free Agents Lost	New Team
T/G Byron Bell	Dallas
CB Valentino Blake	N.Y. Giants
TE Anthony Fasano	Miami
C/G Brian Schwenke	Indianapolis (later re-signed in Tennessee)
LB Sean Spence	Indianapolis
G Chance Warmack	Philadelphia
WR Kendall Wright	Chicago

2016

Free Agents Signed	Former Team
CB Brice McCain	Miami
C Ben Jones	Houston
QB Matt Cassel	Dallas
WR Rishard Matthews	Miami
LB Sean Spence	Pittsburgh
CB Valentino Blake	Pittsburgh
S Rashad Johnson	Arizona

Free Agents Lost	New Team
LB Zach Brown	Buffalo
LB Steven Johnson	Pittsburgh
OL Joe Looney	Dallas
CB Coty Sensabaugh	Los Angeles

ROBINSON'S DRAFT CLASSES

Bold = still with the Titans on the 53-man roster, reserve lists or practice squad

2017

Rd.	Pick	Player	Pos.	College
1	5	Corey Davis	WR	Western Michigan
1	18	Adoree' Jackson	CB	Southern California
3	72	Taywan Taylor	WR	Western Kentucky
3	100	Jonnu Smith	TE	Florida International
5	155	Jayon Brown	LB	UCLA
6	217	Corey Levin	OL	Chattanooga
7	227	Josh Carraway	OLB	Texas Christian
7	236	Brad Seaton	T	Villanova
7	241	Khalfani Muhammad	RB	California

2016

Rd.	Pick	Player	Pos.	College
1	8	Jack Conklin	T	Michigan State
2	33	Kevin Dodd	OLB	Clemson
2	43	Austin Johnson	DL	Penn State
2	45	Derrick Henry	RB	Alabama
3	64	Kevin Byard	S	Middle Tennessee St.
5	140	Tajae Sharpe	WR	Massachusetts
5	157	LeShaun Sims	CB	Southern Utah
6	193	Sebastian Tretola	G	Arkansas
7	222	Aaron Wallace	OLB	UCLA
7	253	Kalan Reed	CB	Southern Mississippi

TRADES BY JON ROBINSON

Since being hired as Titans general manager in January 2016, **Jon Robinson** has engineered the following trades:

2017 TRADES

Trade Date/Teams	Compensation	Overall	Player Selected	Note
1. April 28, 2017 (Draft Day Trade)				
Tennessee Receives:	Draft Choice: Round 3, 2017	#72	WR Taywan Taylor	Pick originally from Carolina
	Draft Choice: Round 6, 2017	#200	T Adam Bisnowaty	Pick traded to N.Y. Giants; originally from Indianapolis
New England Receives:	Draft Choice: Round 3, 2017	#83	DE Derek Rivers	
	Draft Choice: Round 4, 2017	#124	LB Jalen Reeves-Maybin	Pick traded to Detroit
2. April 29, 2017 (Draft Day Trade)				
Tennessee Receives:	Draft Choice: Round 5, 2017	#155	LB Jayon Brown	
Philadelphia Receives:	Draft Choice: Round 5, 2017	#164	G Isaac Asiata	Pick traded to Miami
	Draft Choice: Round 6, 2017	#214	DT Elijah Qualls	Pick originally from Atlanta
3. April 29, 2017 (Draft Day Trade)				
Tennessee Receives:	Draft Choice: Round 6, 2017	#207	DB Brandon Wilson	Pick traded to Cincinnati
	Draft Choice: Round 7, 2017	#241	RB Khalfani Muhammad	
N.Y. Giants Receive:	Draft Choice: Round 6, 2017	#200	T Adam Bisnowaty	Pick originally from Indianapolis through New England
4. April 29, 2017 (Draft Day Trade)				
Tennessee Receives:	Draft Choice: Round 6, 2017	#217	OL Corey Levin	Compensatory pick
	Draft Choice: Round 7, 2017	#227	OLB Josh Carraway	
Cincinnati Receives:	Draft Choice: Round 6, 2017	#207	DB Brandon Wilson	Pick originally from N.Y. Giants
5. Sept. 1, 2017				
Tennessee Receives:	Player: DE David King			
Kansas City Receives:	Draft Choice: Round 7, 2018			Conditional Draft Choice

2016 TRADES

Trade Date/Teams	Compensation	Overall	Player Selected	Note
1. March 9, 2016 — The DeMarco Murray Trade				
Tennessee Receives:	Player: RB DeMarco Murray			
	Draft Choice: Round 4, 2016	#113	LB Nick Kwiatkoski	Pick traded from Tennessee to Los Angeles to Chicago
Philadelphia Receives:	Draft Choice: Round 4, 2016	#100	QB Connor Cook	Pick traded from Philadelphia to Cleveland to Oakland
2. April 14, 2016 — Titans Trade First Overall Pick				
Tennessee Receives:	Draft Choice: Round 1, 2016	#15	WR Corey Coleman	Pick traded from Tennessee to Cleveland
	Draft Choice: Round 2, 2016	#43	DL Austin Johnson	Pick originally from Philadelphia
	Draft Choice: Round 2, 2016	#45	RB Derrick Henry	
	Draft Choice: Round 3, 2016	#76	T Shon Coleman	Pick traded from Tennessee to Cleveland
	Draft Choice: Round 1, 2017	#5	WR Corey Davis	
	Draft Choice: Round 3, 2017	#100	TE Jonnu Smith	
Los Angeles Receives:	Draft Choice: Round 1, 2016	#1	QB Jared Goff	
	Draft Choice: Round 4, 2016	#113	LB Nick Kwiatkoski	Pick originally from Philadelphia; traded from Los Angeles to Chicago
	Draft Choice: Round 6, 2016	#177	TE Temarrick Hemingway	
3. April 28, 2016 (Draft Day Trade) — The Move Up to Get Conklin				
Tennessee Receives:	Draft Choice: Round 1, 2016	#8	T Jack Conklin	Pick originally from Miami through Philadelphia
	Draft Choice: Round 6, 2016	#176	RB Andy Janovich	Pick traded from Tennessee to Denver
Cleveland Receives:	Draft Choice: Round 1, 2016	#15	WR Corey Coleman	Pick originally from Los Angeles
	Draft Choice: Round 3, 2016	#76	T Shon Coleman	Pick originally from Los Angeles
	Draft Choice: Round 2, 2017	#52		
4. April 30, 2016 (Draft Day Trade) — Titans Get Pair of Corners on Day 3				
Tennessee Receives:	Draft Choice: Round 5, 2016	#157	CB LeShaun Sims	Pick originally from N.Y. Jets
	Draft Choice: Round 7, 2016	#253	CB Kalan Reed	
Denver Receives:	Draft Choice: Round 6, 2016	#176	RB Andy Janovich	Pick originally from Cleveland
	Draft Choice: Round 6, 2017	#203	RB De'Angelo Henderson	
5. Aug. 16, 2016 — Green-Beckham for Kelly				
Tennessee Receives:	Player: G/T Dennis Kelly			
Philadelphia Receives:	Player: WR Dorial Green-Beckham			

GAME PREVIEW

TEAM NOTES

PLAYER NOTES

MEDIA

STATISTICS

ROSTERS

2017 TITANS DRAFT REVIEW

WR COREY DAVIS | 6-3, 209, Western Michigan
1st round, 5th overall

College: In four seasons at Western Michigan, Davis played and started 50 games. He registered 332 career receptions for 5,285 yards and 52 touchdowns, setting the Mid-American Conference record in each category and becoming the only player in FBS history with 300 catches, 5,000 yards and 50 touchdowns. His 5,285 career receiving yards were the most in FBS history, and he ended his career ranked second all-time in FBS history with 52 career receiving touchdowns (60 by Jarett Dillard). Davis' 332 career receptions ranked fourth all-time in FBS annals.



CB ADOREE' JACKSON | 5-10, 186, Southern California
1st round, 18th overall

College: In three seasons at Southern California, Jackson started in 37 games. He posted 139 tackles, 29 passes defensed, six interceptions including one for a touchdown, six stops for loss, three fumble recoveries and two forced fumbles on defense and notched 39 receptions for 628 yards with six touchdowns and 15 carries for 92 yards on offense. Jackson tied the NCAA records for most career touchdowns on kick returns (8) and all runbacks (9). He owns the USC career records for kickoff return yardage (2,141 yards) and kickoff returns (79) and his 27.1 career kick return average is second in USC annals. Jackson ranks fifth on USC's all-time punt return list (578 yards) and his four career punt return touchdowns is tied for the school record.

WR TAYWAN TAYLOR | 5-11, 203, Western Kentucky
3rd round, 72nd overall

College: In four seasons at Western Kentucky, Taylor appeared in 52 games with 33 starts. He established Hilltopper career records with 253 receptions, 4,234 receiving yards and 41 receiving touchdowns, and he also set the single-season records with 98 receptions, 1,730 yards and 17 touchdowns, the latter of which he hit in both his junior and senior seasons. He was a two-time semifinalist for the Fred Biletnikoff Award, given to the nation's top wide receiver.



The 2017 Titans draft class (L to R): (front row) Taywan Taylor, Adoree' Jackson, Corey Davis, Khalfani Muhammad; (back row) Corey Levin, Josh Carraway, Jayon Brown, Jonnu Smith, Brad Seaton

2017 TITANS DRAFT PICKS

Rd.	Pick	Player	Pos.	College
1a	5	Corey Davis	WR	Western Michigan
1b	18	Adoree' Jackson	CB	Southern California
3a	72	Taywan Taylor	WR	Western Kentucky
3b	100	Jonnu Smith	TE	Florida International
5	155	Jayon Brown	LB	UCLA
6	217	Corey Levin	G/C	Chattanooga
7a	227	Josh Carraway	OLB	TCU
7b	236	Brad Seaton	T	Villanova
7c	241	Khalfani Muhammad	RB	California

TE JONNU SMITH | 6-3, 248, Florida International
3rd round, 100th overall

College: In four seasons at Florida International, Smith appeared in 43 career games and tallied 178 receptions for 2,001 yards with 18 touchdowns. Smith finished his career as Florida International's all-time leader for tight ends in receptions and receiving yards. He ended his career ranking fourth on the school's career receptions list and fifth on the program's receiving yardage list. His 18 career receiving touchdowns rank third in school annals.

LB JAYON BROWN | 6-0, 226, UCLA
5th round, 155th overall

College: In four seasons at UCLA, Brown appeared in 49 games with 21 starts and totaled 220 tackles, three sacks, nine tackles for loss, three interceptions, 15 passes defensed, one forced fumble and four fumble recoveries. He started 21 games over his final two seasons and totaled nine games with double-digit tackles.

G/C COREY LEVIN | 6-4, 307, Chattanooga
6th round, 217th overall

College: In four seasons at Chattanooga, Levin appeared in 52 career games with 51 starts, 45 of which were consecutive. A three-year starter on the offensive line, Levin proved his versatility making starts at left guard and at both left and right tackle. Three of Chattanooga's top five rushing totals in school history came with Levin starting on the offensive line, and he is one of only five three-time All-Americans in school history.

OLB JOSH CARRAWAY | 6-3, 242, TCU
7th round, 227th overall

College: During a four-year career at Texas Christian, Carraway played in 43 games and amassed 133 tackles, 19 sacks, 27.5 stops for loss, four fumble recoveries, three forced fumbles, an interception and two passes defensed. He was a two-time All-Big 12 first-team honoree and a 2016 Academic All-Big 12 recipient.

T BRAD SEATON | 6-8, 311, Villanova
7th round, 236th overall

Currently not on roster

College: In four seasons at Villanova, Seaton appeared in 33 games and made 30 starts at left tackle. He was named second-team All-Colonial Athletic Association as a senior.

RB KHALFANI MUHAMMAD | 5-7, 174, California
7th round, 241st overall

College: Muhammad played in 45 games with 13 starts during his four seasons at California and ranks second on the school's all-time list in kick returns (87) and kick return yards (1931) while his 4,575 career all-purpose yards are third (one more than fourth-place Marshawn Lynch's 4,574 yards). He also rushed for 2,073 career yards on 359 carries while racking up 14 total touchdowns.

HEAD COACH MIKE MULARKEY

[Click For Complete Online Bio](#)

Mike Mularkey was named head coach of the Titans on Jan. 16, 2016. He served as the interim head coach for the final nine games of the 2015 season.

In his first full season as head coach, Mularkey helped the team to a 9-7 record, tripling the club's win total from the previous season. The six-win improvement tied for the most in franchise history (1967 and 1974), and Mularkey tied Sid Gillman (1974) for the highest win increase in franchise history among those in their first full season as head coach. Mularkey became the seventh Titans/Oilers head coach to reach nine wins in his first season.

The 2016 Titans defeated six teams with winning records in 2016—Detroit, Miami, Green Bay, Denver, Kansas City and Houston—to tie for the most such victories in the NFL, along with the Dallas Cowboys. Five of those wins were against playoff teams (all but Denver), which tied the Packers' total for the most in the league.

Under Mularkey's watch, five Titans players were voted to the Pro Bowl in 2016: tight end Delanie Walker, left tackle Taylor Lewan, running back DeMarco Murray, defensive tackle Jurrell Casey and outside linebacker Brian Orakpo. It was the team's most Pro Bowl selections since 2008.

Mularkey's offense in 2016 showed considerable improvement. Among many statistical increases, the Titans improved from the 30th-ranked overall offense in 2015 to 11th in 2016. They were third in the NFL in rushing in Mularkey's first full season at the helm, averaging 136.7 yards on the ground per game, and they also ranked third on third down (46.1 percent) in 2016. They were the NFL's most efficient team in the red zone (72.0 touchdown percent) and finished seventh in the league in sacks allowed (28).

Including 2017, Mularkey has 23 years of NFL coaching experience, with five seasons as a head coach and eight as an offensive coordinator, with prior coaching stops in Jacksonville, Atlanta, Miami, Buffalo, Pittsburgh and Tampa Bay. In five of the eight seasons he was a coordinator Mularkey's team went to the playoffs. He joined the Titans in 2014 as tight ends coach and was elevated to assistant head coach prior to the start of the 2015 season.

As a former NFL tight end, Mularkey played a total of 114 games in nine seasons with the Minnesota Vikings and Pittsburgh Steelers. His experience as a player has molded his style as a position coach. Including his rookie preseason with the 49ers, Mularkey spent his career playing for three of the NFL's legendary coaches in Bill Walsh, Bud Grant and Chuck Noll. As an assistant coach Mularkey has served on the staffs of Sam Wyche, Bill Cowher, Nick Saban, Cam Cameron, Mike Smith and Ken Whisenhunt.

Mularkey joined the Titans after one season (2012) with the Jacksonville Jaguars as the franchise's fourth head coach, and four seasons (2008-11) with the Atlanta Falcons as offensive coordinator. Over the four-year time span with the Falcons, the team advanced to the postseason three times, ranked ninth in the NFL in total yards (354.8 per game), seventh in points (24.5), eighth in rushing yards (125.7), third in fewest turnovers (84), fourth in fewest sacks allowed (93), and sixth in third down conversions (44.2).



In three of the four years with the Falcons, Mularkey's offense produced a 3,000-yard passer, a 1,000-yard receiver and a 1,000-yard rusher in the same season. His guidance saw the rise of quarterback Matt Ryan, wide receiver Roddy White, running back Michael Turner; and the continued growth of tight end Tony Gonzalez, who totaled 233 receptions and 19 touchdowns in their three years together. In 2010, Sporting News named Mularkey "Coordinator of the Year."

Prior to his time with the Falcons, Mularkey spent two seasons (2006-07) with the Miami Dolphins as the offensive coordinator in 2006, and tight ends coach in 2007. He joined the Dolphins after serving as head coach for the Buffalo Bills for two seasons (2004-05). In his first season with the team, the Bills finished 9-7, marking their only winning season over the last decade.

Eight seasons (1996-2003) with the Pittsburgh Steelers preceded Mularkey's time with the Bills. Mularkey served as the tight ends coach in his first five seasons. He molded Mark Bruener into an outstanding run-blocking tight end, while Jerome Bettis eclipsed the 1,000-yard rushing mark for five straight years. His final three seasons were spent as offensive coordinator, during which time he directed two top-five offenses (3rd, 2001 and 5th, 2002) and earned Assistant Coach of the Year in 2001 from the Pro Football Writers of America.

Mularkey entered the coaching ranks in 1993, overseeing the offensive line at Concordia College. He transitioned into the NFL in 1994, where he began as a quality control coach for the Tampa Bay Buccaneers before being promoted to tight ends coach the following season (1995).

Selected in the ninth round by the San Francisco 49ers in 1983, Mularkey was waived following his first training camp. He was signed by the Vikings, where he played for six seasons, before finishing his career with three years at Pittsburgh. He totaled 102 receptions and 1,222 career yards.

A graduate of Northeast High School in Ft. Lauderdale, Fla., Mularkey played quarterback and earned a scholarship to the University of Florida. He was a three-year letterman at tight end for the Gators from 1979-82. He and his wife, Betsy, have two sons -- Patrick and Shane.

TENNESSEE TITANS 2017 COACHING STAFF

Mike Mularkey	Head Coach
Dick LeBeau	Asst. Head Coach/ Defensive Coordinator
Terry Robiskie	Offensive Coordinator
Craig Auckerman	Asst. Special Teams
Brandon Blaney	Defensive Asst.
Sylvester Croom	Running Backs
Nick Eason	Defensive Line
Russ Grimm	Offensive Line
Steve Hoffman	Special Teams
Frisman Jackson	Wide Receivers
Steve Jackson	Asst. Secondary
Tom Kanavy	Asst. Strength & Conditioning
Jason Michael	Quarterbacks
Taylor Porter	Strength & Conditioning Asst.
Arthur Smith	Tight Ends
Lou Spanos	Linebackers
Luke Steckel	Asst. Wide Receivers
Mike Sullivan	Asst. Offensive Line
Deshea Townsend	Secondary
Steve Watterson	Asst. Head Coach/ Strength & Conditioning
Keith Willis	Asst. Defensive Line



GAME PREVIEW

TEAM NOTES

PLAYER NOTES

MEDIA

STATISTICS

ROSTERS

MIKE MULARKEY AT A GLANCE

- **Regular season record:** 36-53 (.404)
- **Postseason record:** 1-0
- **Overall record:** 37-53 (.411)
- **Overall record as Titans head coach:** 21-21 (.500)
- **Regular season home record:** 22-22
- **Regular season road record:** 14-31
- **Year as Titans head coach:** 2
- **Year as NFL head coach:** 5
- **vs. Patriots:** 0-6 (0-4 with Bills, 0-1 with Jaguars)
- **At home vs. Patriots:** 0-3 (0-2 with Bills, 0-1 with Jaguars)
- **On the road vs. Patriots:** 0-3 (0-2 with Bills)
- **vs. Bill Belichick:** 0-6

Mike Mularkey's Career Coaching Ledger:

Years	Team	Position
2016-2017	Tennessee Titans	Head Coach
2015	Tennessee Titans	Interim Head Coach
2015	Tennessee Titans	Asst. Head Coach/Tight Ends
2014	Tennessee Titans	Tight Ends
2012	Jacksonville Jaguars	Head Coach
2008-2011	Atlanta Falcons	Offensive Coordinator
2007	Miami Dolphins	Tight Ends
2006	Miami Dolphins	Offensive Coordinator
2004-2005	Buffalo Bills	Head Coach
2001-2003	Pittsburgh Steelers	Offensive Coordinator
1996-2000	Pittsburgh Steelers	Tight Ends
1995	Tampa Bay Buccaneers	Tight Ends
1994	Tampa Bay Buccaneers	Quality Control
1993	Concordia College	Offensive Line

Mike Mularkey's Career Playing Ledger:

Years	Team	Position
1989-1991	Pittsburgh Steelers	Tight End
1983-1988	Minnesota Vikings	Tight End
1979-1982	University of Florida	Tight End

TITANS/OILERS HEAD COACH HISTORY

COACH	YEARS	WON	LOST	TIED	PCT.
Lou Rymkus	1960-61	12	7	1	.625
Wally Lemm	1961, 1966-70	38	40	4	.487
Frank "Pop" Ivy	1962-63	17	12	0	.586
Sammy Baugh	1964	4	10	0	.285
Hugh "Bones" Taylor	1965	4	10	0	.285
Ed Hughes	1971	4	9	1	.321
Bill Peterson	1972-73	1	18	0	.052
Sid Gillman	1973-74	8	15	0	.347
O.A. "Bum" Phillips	1975-80	59	38	0	.608
Ed Biles	1981-83	8	23	0	.258
Chuck Studley	1983	2	8	0	.200
Hugh Campbell	1984-85	8	22	0	.266
Jerry Glanville	1985-89	35	35	0	.500
Jack Pardee	1990-94	44	35	0	.556
Jeff Fisher	1994-2010	147	126	0	.538
Mike Munchak	2011-13	22	26	0	.458
Ken Whisenhunt	2014-15	3	20	0	.130
Mike Mularkey	2015-17	21	21	0	.500

Records include postseason



FIRST-YEAR TITANS/OILERS COACHES

Mike Mularkey concluded his first regular season as head coach with a 9-7 record. He became the seventh coach in team history to get to nine wins in his first season.

Regular-season records of franchise head coaches in their first full seasons:

Coach	Season	Won	Lost	Tied
Lou Rymkus	1960	10	4	0
Wally Lemm	1961 - a	9	0	0
Frank "Pop" Ivy	1962	11	3	0
Sammy Baugh	1964	4	10	0
Hugh "Bones" Taylor	1965	4	10	0
Ed Hughes	1971	4	9	1
Bill Peterson	1972	1	13	0
Sid Gillman	1974 - b	7	7	0
O.A. "Bum" Phillips	1975	10	4	0
Ed Biles	1981	7	9	0
Chuck Studley	1983 - c	2	10	0
Hugh Campbell	1984	3	13	0
Jerry Glanville	1986 - d	5	11	0
Jack Pardee	1990	9	7	0
Jeff Fisher	1995 - e	7	9	0
Mike Munchak	2011	9	7	0
Ken Whisenhunt	2014	2	14	0
Mike Mularkey	2016 - f	9	7	0

Notes:

- a - Lemm coached only the final nine games of 1961.
- b - Gillman was named head coach for the final nine games of 1973.
- c - Studley coached only the final 10 games of 1983.
- d - Glanville was named head coach for the final two games of 1985.
- e - Fisher was named head coach for the final six games of 1994.
- f - Mularkey was named head coach for the final nine games of 2015.

TITANS ASSISTANT COACHES

DICK LEBEAU ASSISTANT HEAD COACH/DEFENSIVE COORDINATOR

[Click For Complete Online Bio](#)



- The 2017 campaign marks LeBeau's 59th year in the NFL as a player or coach. He joined the Titans in 2015 and was given the title assistant head coach/defensive coordinator in 2016.
- LeBeau's 2016 Titans defense ranked second in the NFL against the run and tied for sixth in the league with 40 total sacks.
- In 2015, his first year with the Titans, the defense improved in nearly every defensive category, including total defense (12th from 27th), rush defense (18th from 31st) and pass defense (7th from 15th).
- He was inducted into the Pro Football Hall of Fame in 2010 for his 14-year playing career as a cornerback for the Detroit Lions.
- He joined the Titans after 11 years as the defensive coordinator for the Pittsburgh Steelers. It was his second stint with Pittsburgh, after spending time there as an assistant coach from 1992-96, including defensive coordinator from 1995-96. In his 13 seasons as the Steelers defensive coordinator, the team finished among the top-five in total defense 10 times and was number one overall five times. Also in those 13 seasons, Pittsburgh won four AFC Championships, two Super Bowls and advanced to the playoffs on nine occasions.
- LeBeau is considered the architect of the "zone blitz" scheme.
- LeBeau spent 18 total seasons with the Cincinnati Bengals (1980-91 and 1997-2002). He initially joined the Bengals as a defensive backs coach and then defensive coordinator. He rejoined the team in 1997 as assistant head coach/defensive coordinator and was elevated to head coach for three seasons (2000-02).
- He also spent one season as the assistant head coach for the Buffalo Bills in 2003, and the Bills defense ranked second in the NFL for total yards allowed.
- LeBeau started his coaching career as the special teams coach for the Philadelphia Eagles from 1973-75. He went on to Green Bay, where he was the defensive backs coach for four years (1976-79).

TITANS ASSISTANT COACHES

TERRY ROBISKIE OFFENSIVE COORDINATOR

[Click For Complete Online Bio](#)

- Robiskie was hired as offensive coordinator in January 2016 after gaining 34 previous years of coaching experience in the NFL, including six seasons as an offensive coordinator.
- In his first year with the Titans, the offense jumped to the 11th overall ranking from 30th the previous year. The Titans were third in the league in rushing offense, first in touchdown efficiency in the red zone and third in third-down conversion rate in 2016.
- Robiskie joined the Titans after spending eight seasons as wide receivers coach with the Falcons.
- Under Robiskie's guidance in 2015, Falcons receiver Julio Jones set a franchise record for receiving yards in a season (1,871). Robiskie also helped develop receiver Roddy White, who became Atlanta's franchise leader in receptions, receiving yards and touchdowns.
- He served as the receivers coach with the Miami Dolphins prior to joining the Falcons. Mike Mularkey was on the same 2007 Dolphins staff as tight ends coach.
- From 2001-06, he was with the Cleveland Browns as receivers coach (2001-03, 2005-06), offensive coordinator (2004) and interim head coach (five games in 2004).
- Robiskie previously served as the receivers coach and passing game coordinator for the Redskins, and he also spent time as Washington's interim head coach for the final three games in 2000.
- He coached 12 seasons with the Oakland Raiders in a variety of roles.
- A native of Edgard, La., Robiskie lettered four years as a running back at LSU. He went on to play three seasons with the Oakland Raiders (1977-79) before spending the next two seasons with the Dolphins.



SYLVESTER CROOM RUNNING BACKS

[Click For Complete Online Bio](#)


- Croom was hired by the Titans as running backs coach in 2013 after spending the 2012 season with the Jacksonville Jaguars. The 2016 season was his 25th season of his NFL coaching career.
- Prior to his time in Jacksonville, he spent three seasons (2009-11) with the St. Louis Rams and guided Steven Jackson to 3,802 rushing yards and two Pro Bowl selections during their three years together.
- Croom was the head coach at Mississippi State from 2004-2008 becoming the first African-American head football coach in SEC history. The high point of his tenure with the Bulldogs was the 2007 season, as the Bulldogs posted an 8-5 record and a Liberty Bowl victory.
- He was the offensive coordinator for the Detroit Lions from 1997-2000. While guiding the Lions offense, Barry Sanders posted 2,053 rushing yards in 1997.
- He also had stints as the running back coach at Green Bay (2001-03), San Diego (1992-96), Indianapolis (1991) and Tampa Bay (1987-90).
- A native of Tuscaloosa, Ala., Croom was an offensive lineman at the University of Alabama and played one season for the New Orleans Saints.



CRAIG AUKERMAN ASSISTANT SPECIAL TEAMS

[Click For Complete Online Bio](#)

- Aukerman joined the Titans in January 2017. He arrived with 17 years of coaching experience, including 10 seasons on the college level and seven years in the NFL.
- Before joining Tennessee, he spent four seasons (2013-16) with the San Diego Chargers working with their special teams, first as an assistant special teams coach (2013-15) and then as the special teams coordinator (2016).
- He also spent time in the NFL on the coaching staffs with the Jacksonville Jaguars (2011-12) and Denver Broncos (2010).
- In the college ranks, he coached at Findlay (2000), Miami (Ohio); 2001-02, 2005-08), Western Kentucky (2003-04), and Kent State (2009).
- Aukerman was a two-time NAIA All-America at the University of Findlay (Ohio), where he played defensive back and wide receiver from 1995-98.



NICK EASON DEFENSIVE LINE

[Click For Complete Online Bio](#)

- Eason enters his fourth season with the Titans in 2016 and his second as defensive line coach. He was promoted after spending the 2014 and 2015 campaigns as the assistant defensive line coach.
- In 2013, he was an intern coach and assisted the defensive staff for the Cleveland Browns.
- Eason had a 10-year NFL career as a defensive lineman for the Browns, Pittsburgh Steelers and Arizona Cardinals. He played in 117 games during his career and registered seven sacks.
- He finished his NFL career playing two seasons (2011-12) for the Cardinals. He appeared in 32 games for the Cardinals and registered two sacks. He also played four seasons (2007-10) with the Pittsburgh Steelers and played in 55 games, including two Super Bowls - winning Super Bowl XLIII and losing Super Bowl XLV.
- Eason originally was a fourth-round selection by the Denver Broncos in the 2003 NFL Draft. He played college football at Clemson and appeared in 47 games with 35 starts for the Tigers, recording 15 sacks and 30 tackles for loss.



BRANDON BLANEY DEFENSIVE ASSISTANT

[Click For Complete Online Bio](#)

- Blaney was hired by the Titans early in the 2016 offseason after spending the last two years as the offensive line coach at Iowa State and three seasons (2011-13) as a defensive assistant with the Jacksonville Jaguars.
- In total, he gained 17 years of college coaching experience and two years of NFL experience before he arrived in Tennessee.
- Blaney had stops at Kansas (2002-09), Ohio State (2001), Oklahoma (1999-2000) and Youngstown State (1995-98). He was a part of two national title winning staffs at Youngstown State (1997) and Oklahoma (2000).
- Blaney is a graduate of Youngstown State.



RUSS GRIMM OFFENSIVE LINE

[Click For Complete Online Bio](#)

- Grimm was hired by the Titans as offensive line coach in January 2016. He arrived with 21 years of experience as an NFL coach and is a member of the Pro Football Hall of Fame for his 11-year playing career as a guard for the Washington Redskins.
- He previously spent six seasons (2007-12) as the assistant head coach/offensive line coach for the Arizona Cardinals.
- As a player and a coach, Grimm earned trips to six Super Bowls, including four wins.
- Prior to his time in Arizona, Grimm spent seven years with the Steelers as the offensive line coach, including three seasons when Mike Mularkey was the team's offensive coordinator. He added the title of assistant head coach in his final three years there, becoming the first and only coach to hold that title on a Bill Cowher staff.
- Grimm started his coaching career with the Redskins as the tight ends coach in 1992. He spent five seasons in that role before moving to offensive line coach for four seasons (1997-2000).
- Grimm was an 11-year starter at guard for the Redskins and earned four trips to the Super Bowl, four Pro Bowl selections (1983-86) and was selected to the NFL's All-Decade team. In 2010, he was inducted into the Pro Football Hall of Fame.
- The Scottsdale, Pa., native was an All-American center at Pitt.



TITANS ASSISTANT COACHES

STEVE HOFFMAN SPECIAL TEAMS COORDINATOR

[Click For Complete Online Bio](#)

- Hoffman was hired by the Titans as assistant special teams coach in 2013 and promoted to special teams coach four weeks into the 2016 campaign. He arrived in Tennessee with 23 years of NFL coaching experience, including stops at Oakland (2012), Kansas City (2009-2011), Miami (2007-08), Atlanta (2006) and Dallas (1989-04).
- In 2012, with Hoffman serving as the special teams coach for the Oakland Raiders, kicker Sebastian Janikowski posted the best field goal percentage of his career (91.2%, 31/34) and was a perfect 25/25 for kicks inside of 50 yards.
- The three previous years (2009-11), Hoffman was the special teams coach for the Kansas City Chiefs.
- Hoffman entered the NFL as a kicking coach for the Dallas Cowboys in 1989, a position he would hold for 16 seasons while contributing to three Super Bowl titles. He also doubled as a quality control assistant for the offensive and defensive staffs during his tenure with the Cowboys.
- He spent two seasons as an assistant special teams coach for the Miami Dolphins and a season in the same role for the Atlanta Falcons.
- Hoffman started in the coaching ranks with the University of Miami as the Kicking Coach from 1985-88.
- He played quarterback, running back, wide receiver and handled kicking and punting duties during his collegiate career at Dickinson College.



FRISMAN JACKSON WIDE RECEIVERS

[Click For Complete Online Bio](#)

- Jackson joined the Titans in January 2017. He arrived with nine years of coaching experience in college.
- He spent two seasons at Temple (2015-16) coaching wide receivers and in 2016 was also the team's passing game coordinator.
- He spent two seasons (2013-14) coaching the wide receivers at North Carolina State and also had stops as the wide receivers coach at Northern Illinois (2012), Akron (2010-11) and Western Illinois (2008-09).
- As a player, Jackson played four seasons (2002-05) in the NFL as a wide receiver for the Cleveland Browns. He totaled 34 games played, 40 receptions, 490 yards and one touchdown during his NFL career.
- He entered the NFL as an undrafted college free agent after finishing his college career at Western Illinois (2000-01). He started his college career at Northern Illinois as a quarterback.



STEVE JACKSON ASSISTANT SECONDARY

[Click For Complete Online Bio](#)

- Jackson was hired by the Titans as assistant secondary coach during the 2016 offseason after obtaining 12 previous years of NFL coaching experience.
- In joining the Titans coaching staff, Jackson returned to the organization that drafted him out of Purdue in the third round of the 1991 NFL Draft. The Houston native went on to play his entire nine-year career (127 games) for the team. During his time as a player with the Titans/Oilers, Jackson tallied 14 interceptions and nine sacks.
- Jackson's most recent job in the NFL was an assistant secondary coach with the Detroit Lions in 2013.
- Jackson spent nine seasons (2004-11) coaching for the Washington Redskins. For five of those seasons (2004-09), he was the passing game coordinator/safeties coach, and in his time there, he guided safety Sean Taylor to two Pro Bowls before his death. He spent his final two years in Washington (2010-11) as the safeties coach.
- He entered the NFL coaching ranks with the Buffalo Bills as the safeties/ third down coach for three seasons (2001-03).



TOM KANAVY ASSISTANT STRENGTH & CONDITIONING

[Click For Complete Online Bio](#)

- Tom Kanavy enters his 22nd season in the NFL and his third as assistant strength and conditioning coach with the Titans in 2017. He joined the Titans in 2015.
- Kanavy's experience includes eight seasons (2006-2013) as the head of strength and conditioning for the Minnesota Vikings and 11 years (1995-2005) with the Philadelphia Eagles as assistant strength and conditioning coach. He also has experience working for the University of Miami (1993); his alma mater, Penn State (1993-95); and Temple (1996).



JASON MICHAEL QUARTERBACKS

[Click For Complete Online Bio](#)

- Michael joined the Titans after spending three seasons (2011-13) as the tight ends coach for the San Diego Chargers. He was the offensive coordinator from 2014-15 before moving to quarterbacks coach in 2016.
- While working with the tight ends in San Diego, he guided Antonio Gates to the fourth most receptions (190) among NFL tight ends over that time period, and second-year tight end Ladarius Green posted 22.1-yards per catch.
- Prior to joining the Chargers, he spent two seasons (2009-10) with the San Francisco 49ers as an offensive assistant and then quarterbacks coach.
- Michael entered the NFL ranks in 2005 as a quality control coach for the Oakland Raiders. In 2006, he became an offensive quality control coach for the New York Jets and was promoted to tight ends coach for the Jets in 2007.
- Michael began his coaching career in 2003, as a graduate assistant for the University of Tennessee, where he assisted with the secondary and special teams for two seasons. He later returned in Knoxville to coach the tight ends in 2008, in Phillip Fulmer's final season.
- As a senior, Michael quarterbacked Western Kentucky to the 2002 NCAA I-AA championship with a 34-14 win over McNeese State and was named the school's Male Athlete of the Year in 2003.



TAYLOR PORTER STRENGTH & CONDITIONING ASSISTANT

[Click For Complete Online Bio](#)

- Taylor Porter enters his second season with the Titans in 2017. He spent time with three NFL teams prior to joining the Titans, including stints with the Houston Texans in 2013 and the Tampa Bay Buccaneers and Cleveland Browns in 2015.
- A native of Chicago Heights, Ill., he was a wide receiver at Wisconsin-Oshkosh (2005-2008).
- He spent time coaching in the college ranks with Louisville (2010-2013) and Nebraska (2013-2014).



ARTHUR SMITH TIGHT ENDS

[Click For Complete Online Bio](#)

- Smith finished his sixth season on the Titans staff in 2016. He was hired in 2011 as a defensive assistant/quality control coach, and from 2012-2013 he served as the offensive assistant/quality control coach. He was promoted from offensive assistant/tight ends to tight ends coach seven games into the 2015 campaign.
- In 2010, he worked at Ole Miss as an administrative assistant/defensive intern and worked primarily with the linebackers.
- He spent two years (2007-2008) working for the Washington Redskins. He worked two years as defensive quality control coach after joining the organization as a college scouting assistant.
- The Memphis, Tenn., native graduated from North Carolina and played offensive line before joining the coaching staff for one season (2006) as a graduate assistant.



TITANS ASSISTANT COACHES

LOU SPANOS LINEBACKERS

[Click For Complete Online Bio](#)

- Spanos enters his fourth season with the Titans in 2017. He has 22 previous years of coaching experience, including 20 years in the NFL.
- From 2012-13, he was the defensive coordinator for UCLA.
- Prior to his time with the Bruins, he spent two seasons as the linebackers coach for the Washington Redskins.
- Spanos entered the NFL coaching ranks in 1995 with the Pittsburgh Steelers as a defensive assistant. He stayed in that role for 15 seasons, earned two World Championships in Super Bowls XL and XLIII, and coached in a third Super Bowl (XXX). During his time on the Steelers staff as a defensive assistant, he assisted with the linebackers and secondary.
- A native of Pittsburgh, Pa., Spanos was a four-year (1989-92) starter at center for Tulsa and spent one additional season as a student assistant working with the linebackers. The following season he joined the Steelers in the scouting department before being promoted to a defensive assistant after one season.



DESHEA TOWNSEND SECONDARY

[Click For Complete Online Bio](#)

- Townsend was hired by the Titans as secondary coach during the 2016 offseason after obtaining two previous years of NFL coaching experience and 13 years of NFL playing experience.
- He joined the Titans after three seasons as the cornerbacks coach for Mississippi State.
- He played the majority of his NFL career for the Pittsburgh Steelers, including six seasons (2004-09) with Dick LeBeau as the defensive coordinator. Townsend won two Super Bowls (XL and XLIII) as a player with the Steelers.
- As the cornerbacks coach at Mississippi State (2013-15), Townsend helped the 2014 Bulldogs defense lead the nation in passes defended (89) and passes broken up (73) to go along with 15 interceptions (15th nationally). In 2013, the Bulldogs ranked fifth in the SEC in passing defense.
- Townsend entered the coaching ranks in 2011 as the assistant defensive backs coach for the Arizona Cardinals.
- As a player in the NFL (Pittsburgh 1998-09; Indianapolis 2010), he played in 191 games (80 starts) and tallied 21 interceptions, 428 tackles, 15.5 sacks, three touchdowns, five fumble recoveries and four forced fumbles.
- The Batesville, Miss., native was a four-year starter at the University of Alabama and was a fourth-round selection by the Steelers in 1998.



LUKE STECKEL ASSISTANT WIDE RECEIVERS

[Click For Complete Online Bio](#)

- Steckel completed his fourth season with the Titans and his third campaign as an offensive assistant in 2016. He became the assistant wide receivers coach in 2017.
- He joined the Titans in 2013 after spending four seasons with the Cleveland Browns as the assistant to the head coach.
- He was a three-year letterman as a linebacker at Princeton (2004-06), where he helped lead the Tigers to an Ivy League Championship.
- He is the son of former Titans offensive coordinator Les Steckel and attended Brentwood (Tenn.) High School.



STEVE WATTERSON ASST. HEAD COACH/ STRENGTH & CONDITIONING

[Click For Complete Online Bio](#)

- Watterson, who joined the organization in 1986, completed his 31st season with the Titans in 2016. He has been instrumental in helping to develop and implement various strength and conditioning programs with the Titans and directs the club's successful offseason conditioning program.
- He is the longest tenured active coach with one team currently in the NFL.
- In 2010, he became the first NFL head strength and conditioning coach to earn his 'Art of Strength' Kettlebell Instructor Certification during the 'A.O.S.' seminar held at Punch Gym in Franklin, Tenn. He and his assistant, Jason Novak, became the first tandem of 'A.O.S.' certified instructors in professional sports.
- In 2008, he was elected to the Alliance for Natural Health's Scientific Advisory Board.
- In 2002, Watterson was awarded the President's Award from the Professional Football Strength and Coaches Society for his contributions to the field of strength and conditioning.
- In 1992, he was named Professional Strength and Conditioning Coach of the Year.
- The Newport, R.I., native began his NFL career with the Philadelphia Eagles (1984-85).



MIKE SULLIVAN ASSISTANT OFFENSIVE LINE

[Click For Complete Online Bio](#)

- Sullivan completed his 14th season coaching in the NFL in 2016, including seven years as an NFL offensive line coach and three campaigns with the Titans.
- He joined the Titans in 2014 after one season as offensive line coach for the Cleveland Browns in 2013.
- Sullivan spent four seasons (2009-12) as the offensive line coach for the San Diego Chargers. He had two other stints with the Browns: 2007-08 as offensive line coach and 2001-04 as assistant offensive line coach.
- He has three seasons of college experience, as offensive line coach for Western Michigan from 2005-06 and as a graduate assistant for the University of Miami (Fla.) in 2000. Sullivan began his coaching career in 1997, spending five seasons coaching in Europe.
- A sixth-round selection of the Cowboys in 1991, he went on to play a total of 48 NFL games, all for the Tampa Bay Buccaneers from 1992-95.
- At the University of Miami (Fla.) from 1987-90, he was a member of two National Title teams for the Hurricanes and was later inducted into the University of Miami Sports Hall of Fame.



KEITH WILLIS ASSISTANT DEFENSIVE LINE

[Click For Complete Online Bio](#)

- Willis was hired by the Titans as assistant defensive line coach early in the 2016 offseason. He arrived with 21 years of coaching experience.
- He spent the previous three years (2013-15) as the defensive line coach for the Montreal Alouettes in the Canadian Football League. In 2015, he guided John Bowman to a league-leading 19 sacks, and Montreal finished second in the league in total sacks with 55.
- Willis played 11 years as a defensive end in the NFL, spending time with the Pittsburgh Steelers (1982-91), Buffalo Bills (1992) and Washington Redskins (1993).
- The Northeastern University alumnus began his coaching career as defensive line coach at Slippery Rock College in 1995.



ROBINSON & MULARKEY TO THE PLAYOFFS

In January 2016, Titans controlling owner **Amy Adams Strunk** hired general manager **Jon Robinson** and head coach **Mike Mularkey**. Mularkey was hired on a permanent basis after serving as interim head coach for the final nine games of 2015.

Robinson and Mularkey helped turn the Titans into a playoff team in their second season together. They became the second GM/head coach duo in franchise history to be hired in the same offseason and take the team to the playoffs within their first two years. The first was general manager **Don Klosterman** and head coach **Wally Lemm**, who were hired prior to the 1966 campaign and had the Oilers in the playoffs in 1967.

Mularkey is the fifth head coach in team annals to have the team in the playoffs within his first two full seasons. Likewise, Robinson is the fifth general manager to do so.

Titans/Oilers head coaches in the playoffs within their first two full seasons:

Head Coach	First Full Season as Head Coach	Postseason Berths in First Two Seasons
Mike Mularkey	2016	2017 (Year 2)
Jack Pardee	1990	1990, 1991 (Years 1 & 2)
Wally Lemm	1966	1967 (Year 2)
Frank "Pop" Ivy	1962	1962 (Year 1)
Lou Rymkus	1960	1960 (Year 1)

Titans/Oilers general managers in the playoffs within their first two full seasons:

Head Coach	First Full Season as General Manager	Postseason Berths in First Two Seasons
Jon Robinson	2016	2017 (Year 2)
Mike Reinfeldt	2007	2007, 2008 (Years 1 & 2)
Mike Holovak	1989	1989, 1990 (Years 1 & 2)
Don Klosterman	1966	1967 (Year 2)
Don Suman	1961	1961, 1962 (Years 1 & 2)

FRANCHISE'S LARGEST WIN INCREASES

By going 9-7, the 2016 Titans improved by six wins over the 2015 squad that went 3-13. In doing so, the 2016 club matched the biggest one-year win increase in franchise history.

There were two previous seasons in franchise annals in which the team improved by six wins from the previous year: 1967 (three wins to nine wins) and 1974 (one win to seven wins).

Also, **Mike Mularkey** tied **Sid Gillman** for the best win increase in franchise history among those in their first full season as head coach. Gillman's 1974 Oilers increased by six wins over the 1973 club (1-13 to 7-7).

Largest win improvement from one season to the next, franchise history:

Season	Record	Previous Season	Win Improvement	Head Coach	New Head Coach? (First Full Season)
1. 2016	9-7-0	3-13-0	6	Mike Mularkey	Yes
1974	7-7-0	1-13-0	6	Sid Gillman	Yes
1967	9-4-1	3-11-0	6	Wally Lemm	No
4. 1999	13-3-0	8-8-0	5	Jeff Fisher	No
1995	7-9-0	2-14-0	5	Jeff Fisher	Yes
6. 2006	8-8-0	4-12-0	4	Jeff Fisher	No
2002	11-5-0	7-9-0	4	Jeff Fisher	No
1987	9-6-0	5-11-0	4	Jerry Glanville	No



WINNING AT HOME

With their victory over the Texans on Dec. 3, 2017, the Titans won their fifth consecutive home game of 2017. They have tallied 10 wins in their last 12 contests at Nissan Stadium.

The Titans won their final four home games of 2016 against the Jacksonville Jaguars, Green Bay Packers, Denver Broncos and Houston Texans.

Since the weekend of that Jaguars victory (Oct. 27, 2016), the Titans own an NFL-best .833 winning percentage in home games.

Highest winning percentage in home games since Week 8 of 2016 (Oct. 27, 2016–present):

Team	Wins	Losses	Win Pct
1. Tennessee Titans	10	2	0.833
2. Philadelphia Eagles	10	3	0.769
New Orleans Saints	10	3	0.769
Baltimore Ravens	10	3	0.769
5. New England Patriots	9	3	0.750
Pittsburgh Steelers	9	3	0.750
7. (five teams tied)	9	4	0.692

WINNING IN THE AFC SOUTH

The Titans finished the 2017 regular season with a 5-1 record in the AFC South, giving them their second-best divisional record since the formation of the AFC South in 2002.

In 2002, the Titans won all six divisional games. Until 2017, the most divisional wins they accumulated in a season since then was four. The Titans swept the 2017 season series with the Jaguars and with the Indianapolis Colts and split with the Houston Texans.

Best division records for the Titans since the AFC South was formed in 2002:

Season	Wins	Losses	Win %
1. 2002	6	0	1.000
2. 2017	5	1	.833
3. 2008	4	2	.667
2003	4	2	.667
2006	4	2	.667
2007	4	2	.667
7. 2011	3	3	.500

WINNING CLOSE GAMES

The Titans have been one of the NFL's most successful teams in games decided by three points or less in the last two seasons.

In 2017, the Titans were 2-1 in games decided by three points or less in the regular season. In the playoffs, they won a one-point game at Kansas City in the Wild Card Round.

Of all NFL games in 2016 decided by three or fewer points, or games that ended in a tie, the Titans were one of only three clubs to record at least four wins without suffering a loss. The Oakland Raiders were 5-0 in such games, while the Titans and Houston Texans were 4-0.

Best NFL winning percentages from 2016-17 in games decided by three points or less (regular season, excludes ties):

Team	Wins	Losses	Pct
1. Tennessee Titans	6	1	0.857
Pittsburgh Steelers	6	1	0.857
3. Oakland Raiders	7	2	0.778
4. New England Patriots	3	1	0.750
Arizona Cardinals	6	2	0.750
Miami Dolphins	6	2	0.750
7. Detroit Lions	7	3	0.700
8. Houston Texans	4	2	0.667
9. New York Giants	5	3	0.625
10. Washington Redskins	3	2	0.600

During the "Titans era" of the team's history, which began in 1999, the 2016 season marked only the fourth time the Titans had at least four wins of three points or less. The last time was 2006.

Titans' win-loss record in games decided by three points or less in the "Titans era" (regular season, 1999-present):

Season	Record	Season	Record	Season	Record
2017	2-1	2010	0-3	2003	2-1
2016	4-0	2009	3-2	2002	2-2
2015	1-4	2008	2-1	2001	3-2
2014	1-3	2007	2-2	2000	4-3
2013	1-3	2006	4-3	1999	5-1
2012	3-0	2005	1-1		
2011	2-1	2004	1-2		

TOP RUSHING OFFENSES, 2016-2017

Since the beginning of the 2016 season, the Titans rank third in the NFL in rushing offense.

In 2016, the Titans finished third in the NFL and second in the AFC in rushing offense. They totaled 2,187 rushing yards, or an average of 136.7 rushing yards per game. It was the 12th best average in franchise history.

Top rushing offenses (yards per game) from 2016-2017:

Team	Rushing Yards	Per Game
1. Buffalo Bills	4,647	145.2
2. Dallas Cowboys	4,566	142.7
3. Tennessee Titans	4,020	125.6
4. Philadelphia Eagles	3,928	122.8
5. Carolina Panthers	3,916	122.4
6. Jacksonville Jaguars	3,893	121.7
7. New Orleans Saints	3,812	119.1
8. Atlanta Falcons	3,775	118.0
9. New England Patriots	3,761	117.5
10. Houston Texans	3,701	115.7

MOST RUSHING TOUCHDOWNS IN 2017

In 2017, the Titans tied for second in the NFL with 18 rushing touchdowns. Only the New Orleans Saints had more.

Most rushing touchdowns in 2017:

Team	Rushing Touchdowns
1. New Orleans Saints	23
2. Tennessee Titans	18
Dallas Cowboys	18
Jacksonville Jaguars	18
5. Los Angeles Rams	17
6. New England Patriots	16
7. Minnesota Vikings	15
Carolina Panthers	15
San Francisco 49ers	15
10. Baltimore Ravens	14

TITANS ON THIRD DOWN, 2016-2017

Since the start of the 2016 season, the Titans offense ranks near the top of the NFL in third-down percentage.

In 2016, the Titans offense converted 100 of their 217 attempts on third down. Their 46.1 percent conversion rate finished third in the NFL behind only the New Orleans Saints (48.6) and Green Bay Packers (46.7).

Highest conversion rate on third down from 2016-2017:

Team	Conversions	Attempts	Percent
1. Tampa Bay Buccaneers	179	410	43.7
2. New Orleans Saints	180	414	43.5
3. Atlanta Falcons	163	375	43.5
4. New England Patriots	186	429	43.4
5. Green Bay Packers	181	421	43
6. Dallas Cowboys	167	392	42.6
7. Pittsburgh Steelers	175	411	42.6
8. San Diego Chargers	85	200	42.5
9. Buffalo Bills	187	451	41.5
10. Tennessee Titans	171	419	40.8
Minnesota Vikings	175	429	40.8

Since 1970, there have been only two prior seasons to 2016 in which the Titans/Oilers converted 46 percent or more of their first downs: 1990 and 1991. Those were two of the "run and shoot" offenses led by **Warren Moon**.

Third downs were a major area of improvement of the Titans offense in 2016. The 2015 team was 31.8 percent on third down, ranking 29th.

Best third-down conversion percent by the Titans, 1970-present:

Season	Conversions	Attempts	Percent
1. 1990	94	180	52.2
2. 1991	97	195	49.7
3. 2016	100	217	46.1
4. 1993	94	211	44.5
5. 1980	92	211	43.6
6. 2002	94	216	43.5
7. 1995	99	228	43.4
8. 1978	100	232	43.1
9. 2000	97	228	42.5
10. 1992	72	170	42.4



2016-17 RED ZONE EFFICIENCY LEADERS

Since the beginning of the 2016 season, the Titans have been one of the NFL's best teams in scoring touchdowns in the red zone.

The Titans ranked first in the NFL in touchdown percentage inside the opponent's 20-yard line in 2016, reaching the end zone 72 percent of the time (36 of 50). They scored 15 rushing touchdowns and 21 passing touchdowns when scrimmaging from inside their opponents' 20-yard line. The next closest team to the Titans was the San Francisco 49ers at 68.2 percent (30 of 44).

In 2016, the Titans were led in the red zone by quarterback **Marcus Mariota**, whose 113.5 passer rating in the red zone tied for third in the NFL. He had 18 touchdowns without an interception in the red zone.

Highest touchdown percentage in the red zone from 2016–2017:

Team	Red Zone Drives	Rushing TDs	Passing TDs	Total TDs	Touchdown Percent
1. Tennessee	90	29	28	57	63.3
Dallas	109	38	30	68	63.3
3. New Orleans	123	32	44	76	62.6
4. Jacksonville	90	20	36	56	62.2
5. New England	130	32	48	80	61.5
6. Green Bay	108	19	47	66	61.1
7. Buffalo	98	33	24	57	59.2
8. Oakland	90	20	31	51	57.8
9. Philadelphia	110	23	40	63	57.3
10. San Francisco	95	28	26	54	56.8

2017 TEAM RUSHING DEFENSE

The 2017 Titans ranked fifth in the NFL and first in the AFC in rushing defense. Their opponents averaged 88.8 rushing yards per game.

Top rushing defenses (yards per game) in 2017:

Team	Rushing Yards	Per Game
1. Philadelphia Eagles	1,267	79.2
2. Minnesota Vikings	1,337	83.6
3. Carolina Panthers	1,409	88.1
4. Tennessee Titans	1,420	88.8
5. Denver Broncos	1,430	89.4
6. Arizona Cardinals	1,434	89.6
7. Cleveland Browns	1,566	97.9
8. Dallas Cowboys	1,664	104.0
9. Atlanta Falcons	1,665	104.1
10. Pittsburgh Steelers	1,693	105.8

TOP RUSHING DEFENSES, 2016-2017

Since the beginning of the 2016 season, the Titans rank first in the NFL in rushing defense.

In 2016, the Titans finished second in the NFL and first in the AFC in rushing defense. Their opponents totaled 1,413 rushing yards, or an average of 88.3 rushing yards per game. It was the sixth best average in franchise history.

Top rushing defenses (yards per game) from 2016–2017:

Team	Opponent Rushing Yards	Per Game
1. Tennessee Titans	2,833	88.5
2. Carolina Panthers	2,874	89.8
3. Philadelphia Eagles	2,919	91.2
4. Arizona Cardinals	2,952	92.3
5. Dallas Cowboys	3,000	93.8
6. Minnesota Vikings	3,048	95.3
7. San Diego Chargers	1,567	97.9
8. Baltimore Ravens	3,210	100.3
9. New England Patriots	3,253	101.7
10. Pittsburgh Steelers	3,293	102.9



2017 DEFENSE: YARDS PER PLAY

The 2017 Titans allowed only 5.02 yards per play to opponents. Their average tied for eighth in the NFL.

Fewest yards per play allowed in 2017:

Team	Opp. Yards Per Play
1. Jacksonville Jaguars	4.61
2. Minnesota Vikings	4.62
3. Denver Broncos	4.87
4. Arizona Cardinals	4.94
5. Seattle Seahawks	4.95
6. Cincinnati Bengals	4.97
7. Baltimore Ravens	4.98
8. Tennessee Titans	5.02
Philadelphia Eagles	5.02
10. Dallas Cowboys	5.09
Chicago Bears	5.09

MOST SACKS IN A GAME, FRANCHISE HISTORY

At Indianapolis on Nov. 26, 2017, the Titans totaled eight sacks against the Colts, which tied for the third-highest sack total in franchise history. Two weeks later at Arizona (Dec. 10), they again posted eight sacks.

In franchise history, the team had never before produced multiple games with eight or more sacks in the same season.

The team record is nine sacks, accomplished on two separate occasions: Oct. 14, 1962 against the New York Titans and Oct. 31, 1971 against the Cincinnati Bengals. Previously in the "Titans era" (1999-present), the most sacks produced by the Titans in a game was seven (eight times), most recently on Dec. 30, 2012 against Jacksonville.

Most sacks in a game, franchise history:

Date	Opponent	Sacks
1. Oct. 31, 1971	Cincinnati Bengals	9
Oct. 14, 1962	N.Y. Titans	9
3. Dec. 10, 2017	at Arizona Cardinals	8
Nov. 26, 2017	at Indianapolis Colts	8
Nov. 10, 1985	at Buffalo Bills	8
Sept. 12, 1982	at Cincinnati Bengals	8
Oct. 17, 1976	at San Diego Chargers	8

MOST SACKS IN 2017

The Titans tied for fifth among NFL teams with 43 sacks in 2017. They registered 43 total sacks as a team, finishing behind only Pittsburgh (56), Jacksonville (55), Carolina (50) and the Los Angeles Rams (48).

Most sacks in 2017:

Date	Sacks
1. Pittsburgh Steelers	56
2. Jacksonville Jaguars	55
3. Carolina Panthers	50
4. Los Angeles Rams	48
5. Tennessee Titans	43
Los Angeles Chargers	43
7. New England Patriots	42
Washington Redskins	42
New Orleans Saints	42
Chicago Bears	42

2016-17 TEAM SACK LEADERS

Since the start of the 2016 campaign, the Titans have been one of the NFL's best teams in sack production. Their 83 sacks in that period rank fifth in the NFL.

The Titans defense finished 2016 with 40 sacks in 2016, which ranked second in the AFC and tied for sixth place in the NFL. They recorded their highest sack total since the team had 40 sacks in 2010.

Most sacks from 2016-17:

Team	Sacks
1. Carolina Panthers	97
2. Pittsburgh Steelers	94
3. Jacksonville Jaguars	88
4. Arizona Cardinals	85
5. Tennessee Titans	83
6. Seattle Seahawks	81
7. Washington Redskins	80
8. Los Angeles Rams	79
Chicago Bears	79
10. Minnesota Vikings	78

SECOND-FEWEST PENALTIES IN 2017

The Titans were whistled for a total of 85 penalties in 2017. It was the second-lowest total by the club in any 16-game regular season. The NFL moved to a 16-game schedule in 1978.

The only season in franchise history in which the team fared better was 1983, when it was called for 84 penalties.

Fewest penalties in a 16-game season, franchise history:

Season	Penalties
1. 1983	84
2. 2017	85
3. 1996	91
4. 1981	93
2015	93

The Titans' 85 penalties in 2017 also ranked as the second-lowest total in the NFL and led the AFC. Only the Carolina Panthers (83 penalties) were flagged fewer times.

Fewest penalties in 2017:

Team	Penalties
1. Carolina Panthers	83
2. Tennessee Titans	85
3. Baltimore Ravens	91
New York Giants	91
5. Indianapolis Colts	92
Washington Redskins	92



TITANS LIMIT BIG PLAYS IN 2017

In 2017, the Titans defense allowed an NFL-low 40 total plays of 20 yards or longer. Opposing offenses had only three runs of at least 20 yards and only 37 passes of at least 20 yards.

The Titans defense's 40 plays of 20-plus yards in 2017 represented the team's lowest number in the "Titans era" (1999-present).

Opponent	Rushes of 20+ Yards	Passes of 20+ Yards	Total Plays of 20+ Yards
1. Tennessee Titans	3	37	40
2. Minnesota Vikings	6	35	41
3. Chicago Bears	9	36	45
4. Jacksonville Jaguars	6	40	46
5. Atlanta Falcons	6	43	49
6. Dallas Cowboys	7	43	50
7. Philadelphia Eagles	11	40	51
8. Arizona Cardinals	9	44	53
Detroit Lions	8	45	53
Seattle Seahawks	9	44	53
Cincinnati Bengals	8	45	53

TEAM RUSHING YARDS IN A PLAYOFF GAME

In the Wild Card Round on Jan. 6, the Titans rushed for 202 yards at Kansas City, with **Derrick Henry** (23 attempts for 156 yards) and **Marcus Mariota** (eight attempts for 46 yards) accounting for all of the team's carries and yards on the ground.

The rushing yardage total set a new franchise single-game postseason record, surpassing the previous benchmark of 197 rushing yards at Indianapolis on Jan. 16, 2000.

Most team rushing yards in a playoff game, franchise history:

Date	Opp	Att	Yds	Avg	TD
1. Jan. 6, 2018	at KC	31	202	6.52	1
2. Jan. 16, 2000	Ind	33	197	5.97	1
3. Jan. 3, 1988	Sea	50	178	3.56	1
4. Jan. 23, 2000	at Jax	34	177	5.21	2
5. Dec. 31, 1978	at NE	54	174	3.22	1
6. Dec. 24, 1978	at Mia	45	165	3.67	1
Jan. 3, 2004	at Bal	40	165	4.13	1
8. Jan. 30, 2000	StL (SB)	36	159	4.42	2
9. Dec. 29, 1979	at SD	40	148	3.70	1
10. Jan. 8, 2000	Buf	39	139	3.56	1

TITANS/OILERS ALL-TIME RECORD

	W	L	T
Regular Season:	422	456	6
Home	243	197	2
Road	179	259	4
As Titans (1999-present)	155	149	0
As Oilers (1960-1998)	267	307	6
Postseason:	15	19	0
Home	6	5	0
Road	9	13	0
Super Bowl (XXXIV)	0	1	0
As Titans (1999-present)	6	6	0
As Oilers (1960-1998)	9	13	0

All-time playoff appearances by the Oilers/Titans: 1960, 1961, 1962, 1967, 1969, 1978, 1979, 1980, 1987, 1988, 1989, 1990, 1991, 1992, 1993, 1999, 2000, 2002, 2003, 2007, 2008

All-time division titles by the Oilers/Titans: 1960, 1961, 1962, 1967, 1991, 1993, 2000, 2002, 2008

NISSAN STADIUM

In 2015, the Titans and Nissan North America announced the formation of a 20-year, exclusive naming-rights partnership that rebranded Nashville's downtown stadium as Nissan Stadium.



Nissan Stadium hosts all Titans home football games, Tennessee State University football games, the Music City Bowl, the CMA Music Festival and numerous other events.

The procurement of naming rights to Nissan Stadium fit the automotive company's 'Fewer, Bigger, Better' marketing strategy, which has included ongoing sponsorships of NBC's 'The Voice,' the Heisman House college football program and a major advertising presence in this year's Super Bowl. Nissan is also now the official automotive partner of the Tennessee Titans.

Nissan's ever-growing footprint in Tennessee includes vehicle and powertrain manufacturing facilities in Smyrna and Decherd respectively, along with its North American headquarters in Franklin.

The Nissan Smyrna Plant began operations in 1983 and employs more than 8,400 people. In 2014, the Smyrna plant assembled more than 648,000 vehicles, making it the highest volume automotive assembly plant in North America. Nissan also has a major manufacturing presence in Canton, Miss., along with research and development groups in California, Arizona and Michigan. In total, the company employs more than 22,000 employees in the U.S.

One component of the Titans-Nissan partnership is assisting charitable organizations throughout Middle Tennessee in an array of community outreach programs. A centerpiece of this is the annual "Taste of Titans" charitable event, for which Nissan serves as presenting sponsor. During the course of a 20-year relationship, a total of more than \$1 million resulting from these annual events is anticipated to be distributed to local non-profit organizations.

Nissan Stadium is a city-owned venue that has housed the Titans since 1999. The naming rights agreement includes the opportunity for Nissan branding on the exterior of the stadium, as well as stadium signage and other unique displays inside the stadium. LP Building Products has held the naming rights to the stadium since 2006 and that exclusivity now shifts to Nissan.

Titans/Oilers all-time regular-season record by home venue:

Stadium	Seasons	W-L-T	Pct.
Jeppesen Stadium	1960-1964	25-11-0	.694
Rice Stadium	1965-1967	11-10-0	.524
Astrodome	1968-1996	113-103-2	.523
Liberty Bowl	1997	6-2-0	.750
Dudley Field (Vanderbilt Stadium)	1998	3-5-0	.375
Nissan Stadium	1999-2016	85-67-0	.559

NISSAN STADIUM RECORD WHEN ...

The Titans at Nissan Stadium (1999-present):

	Games	Record	Pct.
Regular Season	152	85-67	.559
Postseason	4	2-2	.500
Combined	156	87-69	.558

Record When ...	Reg. Season	Playoffs
September	17-14	
October	19-18	
November	19-16	
December	28-18	
January	2-1	2-2
Thursday	3-2	
Friday	0-1	
Saturday	1-1	2-1
Sunday	75-60	0-1
Monday	6-3	
Against own division	36-27	0-1
Against AFC	62-52	2-2
Against NFC	23-15	
Overtime games	5-6	1-0
In primetime	10-9	
Temperature 80+	5-5	
Temperature <40	8-10	1-0
Titans score 20 points	68-28	2-0
Titans score 30 points	29-5	1-0
Titans allow <20 points	58-11	1-1
Titans allow <10 points	12-0	
Titans net 300 yards	64-42	1-2
Opponents net <300 yards	44-9	1-2
Titans commit 0 turnovers	26-6	
Titans force 2 turnovers	60-19	

2018 OPPONENTS DETERMINED

The Titans know all 16 opponents they will face during the 2018 regular season.

As always, the Titans have home and road games against each of their AFC South rivals (Houston Texans, Indianapolis Colts and Jacksonville Jaguars). Based upon the NFL's schedule rotation, the Titans also will face every team from the AFC East. They will host the New England Patriots and New York Jets and travel to the Buffalo Bills and Miami Dolphins.

Additionally, the Titans will square off against the NFC East. They will have dates at Nissan Stadium against the Philadelphia Eagles and Washington Redskins and road games versus the Dallas Cowboys and New York Giants.

Every team plays two intraconference games determined by order of finish within its division, and those matchups are set as well with one game remaining. With the Titans' second-place finish in the AFC South secured, they will have a 2018 home game against the AFC North's equivalent finisher, the Baltimore Ravens, and a road game at the AFC West's equivalent finisher, the Los Angeles Chargers.

Preseason opponents as well as dates and times of regular season games are typically announced by the NFL in April.

For ticket inquiries, fans can visit TitansOnline.com/tickets, email ticketsales@titans.nfl.com or call (615) 565-4200.

The Titans' home and away opponents for the 2018 regular season:

2018 HOME OPPONENTS

Houston Texans
 Indianapolis Colts
 Jacksonville Jaguars
 New England Patriots
 New York Jets
 Philadelphia Eagles
 Washington Redskins
 Baltimore Ravens *

2018 ROAD OPPONENTS

Houston Texans
 Indianapolis Colts
 Jacksonville Jaguars
 Buffalo Bills
 Miami Dolphins
 Dallas Cowboys
 New York Giants
 Los Angeles Chargers *

* Opponent based on final division standings in 2017.



TITANS QUARTERBACKS

No.	Name	Ht	Wt	Exp	College
16	Cassel, Matt	6-4	228	13	Southern California
8	Mariota, Marcus	6-4	222	3	Oregon
11	Tanneh, Alex (IR)	6-4	220	2	Monmouth (Ill.)
3	Weeden, Brandon	6-3	230	6	Oklahoma State

#8 • QB MARCUS MARIOTA

[CLICK FOR COMPLETE BIO \(PDF\)](#)



Marcus Mariota (6-4, 222) is in his third NFL season. The Titans selected him with the No. 2 overall selection in the 2015 NFL Draft, and since that time, he arguably has had the best beginning to a career of any quarterback in team annals.

From 2015–2016, Mariota passed for 6,244 yards and 45 touchdowns, while throwing only 19 interceptions. His 93.8 passer rating during that time ranks sixth in NFL history for a player's first two NFL campaigns, trailing only **Kurt Warner** (107.9), **Dan Marino** (104.5), **Nick Foles** (101.0), **Russell Wilson** (100.6) and **Ben Roethlisberger** (98.3).

Mariota's 16 games with at least two touchdown passes in his first two NFL seasons tied for third all-time in the NFL, equaling **Peyton Manning** and **Russell Wilson** and trailing only **Dan Marino** (22) and **Derek Carr** (17).

Mariota won 11 games as a starting quarterback from 2015–2016. Among all quarterbacks in franchise history in their first two NFL seasons, only **Vince Young** (17) has had more wins as a starter.

In 2016, Mariota started 15 games. He was 276-of-451 passing for 3,426 yards, 26 touchdowns and nine interceptions. His 95.6 passer rating ranks third in franchise history for a single season, behind only **Warren Moon's** 96.8 in 1990, when he was the Associated Press Offensive Player of the Year, and **Steve McNair's** 100.4 in 2003, when he was the NFL's Co-MVP. Only two quarterbacks with the franchise have had more touchdown passes in a season than Mariota in 2016: **George Blanda** (36 in 1961 and 27 in 1962) and **Moon** (33 in 1990).

Consistently a dual-threat, Mariota added 349 rushing yards and two rushing touchdowns in his second season. In doing so, he became the seventh player in NFL history with at least 6,000 passing yards and 600 rushing

yards (601) in his first two seasons, joining **Jeff Garcia**, **Cam Newton**, **Robert Griffin**, **Wilson**, **Andrew Luck** and **Blake Bortles**.

During his rookie season, Mariota started 12 games, missing four total contests due to injuries. He completed 230 of his 370 passes for 2,818 yards, 19 touchdowns—all franchise rookie records—while throwing only 10 interceptions. At the time, his 91.5 passer rating ranked third in franchise history.

Mariota also set a franchise rookie record by completing 62.2 percent of his passes. That was the fifth-highest percentage by a rookie quarterback in NFL history and the eighth-highest completion percentage in a season by any quarterback in Titans/Oilers history.

On the ground, Mariota accounted for 252 yards and a pair of touchdowns on 34 carries. He finished second in franchise history in rushing yards by a rookie quarterback, trailing only Young's 2006 total of 552 rushing yards. Mariota's total included an 87-yard touchdown run against Jacksonville (Dec. 6), which was the fifth-longest rushing play in franchise history.

Mariota joined Manning (1998) as the only rookie quarterbacks in NFL history to complete three touchdown passes in four different games, and he became the lone NFL rookie to ever record two games with four touchdown passes and no interceptions (Sept. 13 at Tampa Bay and Nov. 8 at New Orleans).

He entered the NFL following a historic career at the University of Oregon. He concluded his three seasons as the school's starting quarterback by winning the Heisman Trophy and leading his team to the College Football Playoff Championship Game.

Mariota broke nearly every major passing record at Oregon, totaling 10,796 career passing yards and 105 touchdown passes. The three-time All-Pac-12 selection started every game over his three seasons, earning a 36-5 record, and he completed at least one touchdown pass in every contest. He is one of four players in FBS history to pass for 10,000 yards and rush for 2,000 yards (2,237) in a career, joining **Dan LeFevour**, **Griffin** and **Colin Kaepernick**.

During his Heisman season in 2014, Mariota directed the Ducks to a Rose Bowl victory over Florida State. His totals for the year included 4,454 passing yards, 42 touchdown passes and only four interceptions. He also rushed for 770 yards and 15 touchdowns and even caught a touchdown pass. His 58 total touchdowns in a season (passing, rushing and receiving) shattered **Matt Barkley's** (2011) previous Pac-12 record of 41 touchdowns.

The 6-foot-4-inch, 222-pound signal caller became the fifth Heisman Trophy winner to be drafted by the Oilers/Titans, joining **Billy Cannon**, **Earl Campbell**, **Mike Rozier** and **Eddie George**. **Derrick Henry** became the sixth Heisman winner drafted by the club when he was selected in 2016.

At the 2015 NFL Scouting Combine, he finished among the top three quarterbacks in the 40-yard dash, vertical jump, broad jump, three-cone drill and 20-yard shuttle. His 4.52-second 40-yard dash gave him the fastest quarterback time at the Combine since Griffin's 4.41 in 2012.

Mariota is a native of Honolulu, Hawaii.

MARCUS MARIOTA'S GAME-WINNING DRIVES

In his NFL career, quarterback **Marcus Mariota** has led nine game-winning drives in the fourth quarter of overtime, including the regular season and post-season. That includes five games in 2017: a 36-22 win against Indianapolis (10/16), a 12-9 victory at Cleveland (10/22), a 24-20 win against Cincinnati (11/12), a 20-16 win at Indianapolis (11/26) and a 22-21 win at Kansas City (1/6) in the playoffs.

Per the Elias Sports Bureau, a game-winning drive is defined as when a quarterback's team scores on an offensive possession to put the team ahead (whether tied or from behind) for good in the fourth quarter or overtime.

Marcus Mariota's game-winning drives:

Date/Opp.	4th Qtr Deficit/Tie	Score, Start of Drive	Drive Start	Mariota's Drive Stats (Att-Cmp-Yds, TD, Rushing)	Drive Totals	Drive End	Scoring Play	Final Score
11/8/15 at NO	28-28	28-28 (OT)	15:00 (OT)	6-6-62, 1 TD, 3 rushes for 18 yds	9-80-5:10	9:50	Mariota 5-yard pass to Anthony Fasano	34-28
12/6/15 vs. Jax	28-32	28-32	10:09	1-1-5, 1 TD, 2 rushes for 89 yds	3-90-1:39	8:30	Marcus Mariota 87-yard run	42-39
9/18/16 at Det	3-15	10-15	7:04	10-10-82, 1 TD, 4 rushes for 19 yds	13-83-5:51	1:13	Mariota 9-yard pass to Andre Johnson	16-15
12/18/16 at KC	7-17	16-17	1:07	4-3-40, 0 TD, 0 rushes	6-40-1:07	0:00	Ryan Succop 53-yd FG	19-17
10/16/17 vs. Ind	15-19	22-22	7:27	3-3-74, 1 TD, 0 rushes	4-75-1:58	5:29	Mariota 53-yard pass to Taywan Taylor	36-22
10/22/17 at Cle	9-9	9-9	5:57 (OT)	1-1-8, 0 TD, 5 rushes for 12 yds	7-20-4:02	2:00	Ryan Succop 47-yd FG	12-9
11/12/17 vs. Cin	17-20	17-20	5:03	10-5-53, 1 TD, 3 rushes for 15 yds	12-73-4:27	0:36	Mariota 7-yd pass to DeMarco Murray	24-20
11/26/17 at Ind	13-16	13-16	11:24	3-2-29, 1 TD, 7 rushes for 42 yds	9-77-5:25	5:59	DeMarco Murray 1-yd run	20-16
1/6/18 at KC	10-21	16-21	11:15	4-7-40, 1 TD, 2 rushes for 19 yds	11-80-5:09	6:06	Mariota 22-yd pass to Eric Decker	22-21

2017 Season Highlights:

- **Against Oakland (9/10)**, completed 25 of 41 passes for 256 yards (78.9 passer rating). His attempt total tied for the third-highest number of his career, and his completion total tied for the fourth-highest number of his career. He scored on a 10-yard rushing attempt in the first quarter (fifth career rushing touchdown) and totaled 26 yards on three carries in the game.
- **At Jacksonville (9/17)**, completed 15 of 27 passes for 215 yards with one touchdown and one interception (78.5 passer rating). He completed a 32-yard touchdown pass to rookie tight end Jonnu Smith in the fourth quarter. He also rushed six times for 24 yards.
- **Against Seattle (9/24)**, completed 20 of 32 passes for 225 yards with two touchdowns and no interceptions (104.3 passer rating). He completed a 55-yard touchdown pass to wide receiver Rishard Matthews and a 24-yard touchdown pass to Jonnu Smith. He also rushed seven times for 27 yards. It was his 11th career game with a passer rating of at least 100 and his 17th career game with at least two touchdown passes. His 55-yard touchdown pass to Rishard Matthews in the third quarter was his third-longest career pass. During the final three quarters, he was 17-of-22 for 192 yards with two touchdowns and no interceptions, amounting to a passer rating of 133.1.
- **At Houston (10/1)**, recorded his first career game with two or more rushing touchdowns. He reached the end zone twice in the second quarter, first on a 34-yard run. It was the third-longest rushing attempt of his career. On the next drive, he scored on a two-yard rushing attempt to become the



Mariota's 2017 Statistics:

Date/Opp	W-L	G/S	Passing													Rushing					
			Att	Cmp	Pct	Yds	Yd/Att	TD	TD%	Int	Int%	Lg	Sack	Lost	Rate	Att	Yds	Avg	Lg	TD	
9/10 vs. Oak	L	QB	41	25	61.0	256	6.24	0	0.0	0	0.0	24	1	1	78.9	3	26	8.7	15	1	
9/17 at Jax	W	QB	27	15	55.6	215	7.96	1	3.7	1	3.7	42	1	4	78.5	6	24	4.0	8	0	
9/24 vs. Sea	W	QB	32	20	62.5	225	7.03	2	6.3	0	0.0	55t	0	0	104.3	7	27	3.9	10	0	
10/1 at Hou	L	QB	10	6	60.0	96	9.60	0	0.0	2	20.0	28	0	0	52.5	4	39	9.8	34t	2	
10/8 at Mia	L														Inactive						
10/16 vs. Ind	W	QB	32	23	71.9	306	9.56	1	3.1	1	3.1	53t	1	1	99.2	2	0	0.0	1	0	
10/22 at Cle	W	QB	34	21	61.8	203	5.97	0	0.0	0	0.0	23	2	14	78.4	1	8	8.0	8	0	
11/5 vs. Bal	W	QB	28	19	67.9	218	7.79	2	7.1	1	3.6	29	3	32	100.0	3	6	2.0	7	0	
11/12 vs. Cin	W	QB	44	25	56.8	264	6.00	1	2.3	1	2.3	20	4	28	72.5	6	51	8.5	28	0	
11/16 at Pit	L	QB	33	22	66.7	306	9.27	1	3.0	4	12.1	75t	5	42	66.8	5	5	1.0	7t	1	
11/26 at Ind	W	QB	25	17	68.0	184	7.36	1	4.0	2	8.0	37	0	0	69.4	3	4	1.3	6	0	
12/3 vs. Hou	W	QB	23	15	65.2	150	6.52	1	4.3	0	0.0	24t	2	4	98.1	3	23	7.7	12	1	
12/10 at Ari	L	QB	31	16	51.6	159	5.13	0	0.0	2	6.5	29	3	20	39.6	2	11	5.5	7	0	
12/17 at SF	L	QB	33	23	69.7	241	7.30	2	6.1	0	0.0	25	1	3	110.8	2	4	2.0	2	0	
12/24 vs. LAR	L	QB	39	22	56.4	275	7.05	0	0.0	1	2.6	37	1	6	67.8	3	24	8.0	14	0	
12/31 vs. Jax	W	QB	21	12	57.1	134	6.38	1	4.8	0	0.0	66t	3	18	92.2	10	60	6.0	15	0	
1/6 at KC	W	QB	31	19	61.3	205	6.61	2	6.5	1	3.2	29	2	10	88.8	8	46	5.8	17	0	

Mariota's Career Regular Season Statistics:

Year	G	S	Passing													Rushing				
			Att	Cmp	Pct	Yds	Yd/Att	TD	TD%	Int	Int%	Lg	Sack	Lost	Rate	Att	Yds	Avg	Lg	TD
2015	12	12	370	230	62.2	2,818	7.6	19	5.1	10	2.7	61t	38	258	91.5	34	252	7.4	87t	2
2016	15	15	451	276	61.2	3,426	7.6	26	5.8	9	2.0	60	23	156	95.6	60	349	5.8	41	2
2017	15	15	453	281	62.0	3,232	7.1	13	2.9	15	3.3	75t	27	173	79.3	60	312	5.2	34t	5
Totals	42	42	1274	787	61.8	9,476	7.4	58	4.6	34	2.7	75t	88	587	88.6	154	913	5.9	87t	9

Mariota's 2017/Career Postseason Statistics:

Year	G	S	Passing													Rushing				
			Att	Cmp	Pct	Yds	Yd/Att	TD	TD%	Int	Int%	Lg	Sack	Lost	Rate	Att	Yds	Avg	Lg	TD
2017	1	1	31	19	61.3	205	6.6	2	6.5	1	3.2	29	2	10	88.8	8	46	5.8	17	0

Mariota's Regular Season Single-Game Highs:

- Attempts** - 44 (twice, last vs. Cincinnati, 11/12/17)
- Completions** - 28 at New Orleans (11/8/15)
- Passing Yards** - 371 at New Orleans (11/8/15)
- Touchdown Passes** - 4 (Three times, last vs. Green Bay, 11/13/16)
- Long Completion** - 75t at Pittsburgh (11/16/17)

- Rushing Attempts** - 10 vs. Jacksonville (12/31/17)
- Rushing Yards** - 112 vs. Jacksonville (12/6/15)
- Long Rush** - 87t vs. Jacksonville (12/6/15)
- Rushing Touchdowns** - 2 at Houston (10/1/17)

Mariota's Playoff Single-Game Highs:

- Attempts** - 31 at Kansas City (1/6/18)
- Completions** - 19 at Kansas City (1/6/18)
- Passing Yards** - 205 at Kansas City (1/6/18)
- Touchdown Passes** - 2 at Kansas City (1/6/18)
- Long Completion** - 29 at Kansas City (1/6/18)

- Rushing Attempts** - 8 at Kansas City (1/6/18)
- Rushing Yards** - 46 at Kansas City (1/6/18)
- Long Rush** - 17 at Kansas City (1/6/18)
- Rushing Touchdowns** - (none)

first Titans quarterback to rush for two touchdowns in a game since Steve McNair at New England on Oct. 5, 2003. He totaled 39 rushing yards on four attempts against the Texans. The performance gave him seven career rushing touchdowns and a career high of three in 2017. He completed six of 10 passes for 96 yards with two interceptions.

- **At Miami (10/8)**, he was inactive with a hamstring injury.
- **Against Indianapolis (10/16)**, returned to the starting lineup and recorded his fourth career 300-yard passing game, completing 23 of 32 passes for 306 yards with one touchdown and one interception (99.2 passer rating). His passer rating for the game was 99.2. It was the seventh time in his career with a completion percentage of at least 70 percent, and the team's record in those games improved to 7-0. On the first play of the fourth quarter, facing a fourth-and-one at the Indianapolis 43-yard line, Mariota picked up the first down with one yard on a quarterback sneak. It was the first quarterback sneak of his three-year career. With his go-ahead, 53-yard touchdown pass to Taywan Taylor in the fourth quarter, he was credited with his fifth career fourth-quarter comeback and his fifth career game-winning drive.
- **At Cleveland (10/22)**, completed 21 of 34 passes for 203 yards (78.4 passer rating) in leading the Titans to an overtime win. For the second consecutive week, he was credited with a game-winning drive, giving him six in 33 career starts.
- **Against Baltimore (11/5)**, completed 19 of 28 passes for 218 yards with two touchdowns and one interception. His passer rating was 100.0, giving him his 12th career performance with a passer rating of at least 100.0. In the first quarter, Marcus Mariota attempted the 1,000th pass of his three-year career. On his first 1,000 attempts, he had 619 completions for 7,571 yards with 49 touchdowns and 23 interceptions. Since 1991, among all quarterbacks attempting their first 1,000 career passes, Mariota's 92.0 passer rating ranked eighth behind only Kurt Warner (105.3), Russell Wilson (99.8), Aaron Rodgers (96.8), Tony Romo (96.7), Nick Foles (94.1), Chad Pennington (93.7) and Colin Kaepernick (92.1). With a 16-yard touchdown pass to wide receiver Rishard Matthews in the first quarter, he reached 50 career touchdown passes. He did so in his 34th career game, which ranks second in franchise history behind only George Blanda, who threw his 50th touchdown pass with the club in his 26th game. Mariota added an 11-yard touchdown pass to wide receiver Eric Decker in the fourth quarter.
- **Against Cincinnati (11/12)**, tied his career high with 44 pass attempts and registered 25 completions for 264 yards with one touchdown and one interception. He also finished the game with six rushing attempts for 51 yards, recording the third-highest rushing yardage total of his career. In the first quarter, he picked up 28 yards on an option run. Trailing 20-17 with 4:57 remaining in the fourth quarter, he led a 12-play, 73-yard, game-winning drive. During the game-winning series, he completed five of nine passes for 53 yards, including a seven-yard touchdown pass to DeMarco Murray. He was credited with his seventh career game-winning drive and his sixth fourth-quarter comeback in 35 career starts. His game-winning drive against the Bengals was his third in a four-game span.
- **At Pittsburgh (11/16)**, completed 22 of 33 passes for 306 yards, recording his fifth career 300-yard passing game and his second of 2017. In the first quarter, on third-and-goal, he scrambled seven yards to give him his eighth career rushing touchdown. In the second quarter, he passed Vince Young (8,098 passing yards) for fifth place in franchise history in career passing yards. On the first play of the third quarter, he hit Rishard Matthews for a 75-yard touchdown, marking the longest pass of his career (61-yard touchdown at New Orleans on Nov. 8, 2015).
- **At Indianapolis (11/26)**, completed 17 of 25 passes for 184 yards with one touchdown and two interceptions. He added four yards on three rushing attempts. In the first quarter, he connected with Delanie Walker for a 37-yard pass. In the third quarter, he found Walker for a two-yard touchdown pass. After trailing 16-13 entering the fourth quarter, Mariota led a fourth-quarter comeback for the seventh time in his three-year career, and on the game-winning drive, he completed two of three passes for 29 yards, including a key 19-yard strike to wide receiver Corey Davis. Mariota earned his eighth career game-winning drive and his fourth of 2017.
- **Against Houston (12/3)**, completed 15 of 23 passes for 150 yards with one touchdown pass and a passer rating of 98.1. He connected with Delanie Walker on a 24-yard touchdown in the third quarter. He also recorded his fifth rushing touchdown of the season on a nine-yard run in the second quarter. He recorded his fifth career game (second in 2017) with at least one rushing touchdown and at least one passing touchdown.
- **At Arizona (12/10)**, completed 16 of 31 passes for 159 yards with two interceptions. He added two rushing attempts for 11 yards.
- **At San Francisco (12/17)**, completed 23 of 33 passes for 241 yards with two touchdowns and no interceptions. His passer rating of 110.8 established a season high and was his best since a 126.4 passer rating at Chicago on Nov. 27, 2016. Late in the second quarter, he completed a



four-yard touchdown pass to Delanie Walker, and early in the fourth quarter, he connected with Rishard Matthews for an eight-yard touchdown.

- **Against the Los Angeles Rams (12/24)**, completed 22 of 39 passes for 275 yards and added 24 rushing yards. On a 25-yard pass in the third quarter, he became the first Titans quarterback with back-to-back 3,000-yard passing seasons since Steve McNair from 2001–2003.
- **Against Jacksonville (12/31)**, completed 12 of 21 passes for 134 yards and a touchdown (92.2 passer rating). His 66-yard touchdown pass to Derrick Henry in the second quarter qualified as the second-longest pass of his career. He led the Titans with 60 rushing yards on 10 attempts, setting a career high in attempts and recording the second-highest yardage total of his career (nine vs. Jacksonville on Dec. 6, 2015). His rushing total included a crucial 13-yard scramble on third-and-five just before the two-minute warning in the fourth quarter. He helped the Titans clinch their first playoff berth since 2008.
- **At Kansas City (1/6)**, earned his first career playoff victory with a 19-of-31, 205-yard passing performance that included two touchdowns and one interception (88.8 passer rating). He added 46 rushing yards on eight carries, including three runs that converted third downs. In the third quarter, on third-and-goal from the six-yard line, he caught his own pass that was batted by cornerback Darrelle Revis and dove to the pylon for a touchdown. Mariota became the first quarterback to catch a touchdown pass in a playoff game since the 1970 AFC-NFC merger. He also became the first quarterback in league history to complete a touchdown pass to himself in the playoffs. Including regular season games, Mariota became the second quarterback in NFL history to complete a touchdown pass to himself. The only other time it happened was when Minnesota Vikings signal caller Brad Johnson accomplished the feat against the Carolina Panthers on Oct. 12, 1997. With the team's go-ahead drive that culminated in his 22-yard touchdown pass to wide receiver Eric Decker, he was credited with his ninth career game-winning drive and his fifth in the 2017 regular season and postseason. On the Titans' final drive, he threw a key block to spring Derrick Henry for a first down that allowed the Titans to drain the remaining time on the clock.

MARIOTA AT AGE 24

On Oct. 30, 2017, **Marcus Mariota** celebrated his 24th birthday. The third-year signal caller found rare success as an NFL passer prior to age 24, completing 616 of 997 career attempts for 7,545 yards, 49 touchdowns and 23 interceptions.

Mariota's career passer rating as of his 24th birthday was 91.9. Since the 1970 AFL-NFL merger, only four quarterbacks attempted at least 300 passes before turning 24 and accumulated a higher passer rating than Mariota. The four were **Dak Prescott** (104.9), **Dan Marino** (102.7), **Ben Roethlisberger** (98.3) and **Daunte Culpepper** (98.0).

Highest passer rating before the age of 24 (1970–2017; minimum 300 attempts):

Player	Rating
1. Dak Prescott	104.9
2. Dan Marino	102.7
3. Ben Roethlisberger	98.3
4. Daunte Culpepper	98.0
5. Marcus Mariota	91.9
6. Robert Griffin	91.5
7. Matt Ryan	87.7
8. Jameis Winston	87.2
9. Teddy Bridgewater	87.0
10. Mike Glennon	86.4

RED ZONE PASSING

Since he entered the NFL in 2015, Titans quarterback **Marcus Mariota** has been one of the NFL's most efficient quarterback in the red zone. During that time, Mariota has completed 39 touchdown passes without throwing an interception inside the opponents' 20-yard line.

Highest red zone passer rating from 2015–2017 (from the opponents' 1-19 yard lines; minimum 100 attempts):

Player	Att	Cmp	Pct	Yds	TD	Int	Rate
1. Andrew Luck	102	67	65.7	412	31	1	109.2
2. Marcus Mariota	140	82	58.6	605	39	0	108.5
3. Tom Brady	231	148	64.1	1,009	73	4	106.0
4. Drew Brees	249	170	68.3	954	63	6	104.5
5. Matthew Stafford	226	133	58.8	824	58	3	100.4
6. Carson Wentz	143	79	55.2	523	35	1	100.0
7. Carson Palmer	195	103	52.8	796	51	3	96.3
8. Russell Wilson	190	97	51.1	741	53	2	96.1
9. Aaron Rodgers	230	131	57.0	767	63	4	95.8
10. Blake Bortles	210	116	55.2	769	61	4	95.0

In 2016, **Marcus Mariota's** 113.5 passer rating in the red zone (from the opponents' 1-19 yard lines) tied for third in the NFL. He had 18 touchdowns without an interception in the red zone.

Highest red zone passer rating in 2016 (from the opponents' 1-19 yard lines):

Player	Team	Att	Cmp	Yds	TD	Int	Rate
1. Ryan Tannehill	Mia	44	30	224	11	0	119.7
2. Colin Kaepernick	SF	32	19	185	13	0	115.2
3. Andrew Luck	Ind	66	44	258	20	0	113.5
Marcus Mariota	Ten	54	34	251	18	0	113.5
5. Tom Brady	NE	62	43	288	20	1	112.1
6. Tyrod Taylor	Buf	50	30	240	11	0	111.7
7. Sam Bradford	Min	74	50	309	14	1	109.7
8. Matt Ryan	Atl	94	62	374	23	1	108.8
9. Aaron Rodgers	GB	105	64	382	31	0	107.6
10. Andy Dalton	Cin	67	37	267	13	0	104.3

As a rookie in 2015, Mariota's 116.1 passer rating in the red zone ranked third in the NFL behind **Blaine Gabbert's** 120.5 and **Matthew Stafford's** 118.0. Since at least 1991 (statistic not tracked prior to then), Mariota finished with the highest single-season passer rating by a Titans quarterback, topping the previous benchmark of 110.5 by **Ryan Fitzpatrick** in 2013 (25-41, 177 yards, eight touchdowns, zero interceptions).

HIGHEST PASSER RATING IN YEARS 1-2

From 2015–2016, **Marcus Mariota** completed 506 of 821 passes for 6,244 yards, 45 touchdowns and 19 interceptions, compiling a passer rating of 93.8.

Mariota's 93.8 passer rating set a franchise record for a player's first two NFL seasons. Additionally, it ranks sixth in NFL history for a player's first two NFL campaigns (minimum 500 attempts), trailing only **Kurt Warner** (107.9), **Dan Marino** (104.5), **Nick Foles** (101.0), **Russell Wilson** (100.6) and **Ben Roethlisberger** (98.3).

The top all-time NFL passer ratings in a player's first two NFL seasons (through 2016; minimum 500 attempts):

Player	Seasons	Passer Rating
1. Kurt Warner	1998–1999	107.9
2. Dan Marino	1983–1984	104.5
3. Nick Foles	2012–2013	101.0
4. Russell Wilson	2012–2013	100.6
5. Ben Roethlisberger	2004–2005	98.3
6. Marcus Mariota	2015–2016	93.8

FRANCHISE PASSING YARDS LIST

On Nov. 16, 2017, **Marcus Mariota** passed **Vince Young** (8,098 passing yards) for fifth place in franchise history in career passing yards. Mariota now trails only **Warren Moon** (33,685), **Steve McNair** (27,141), **George Blanda** (19,149) and **Dan Pastorini** (16,864) on the team's all-time list.

Most passing yards, franchise history:

Player	Seasons	Passing Yards
1. Warren Moon	1984–1993	33,685
2. Steve McNair	1995–2005	27,141
3. George Blanda	1960–1966	19,149
4. Dan Pastorini	1971–1979	16,864
5. Marcus Mariota	2015–2017	9,476
6. Vince Young	2006–2010	8,098
7. Kerry Collins	2006–2010	6,804
8. Ken Stabler	1980–1981	5,190
9. Pete Beathard	1967–1969	5,128
10. Jake Locker	2011–2014	4,967

TWO-TD PASSING GAMES

On Sept. 24, 2017 against the Seahawks, Titans quarterback **Marcus Mariota** appeared in his 30th career NFL game. In his first 30 games, the former second-overall draft pick completed 566 of 921 passes for 6,940 yards, 48 touchdowns and 20 interceptions (93.0 passer rating)

Mariota completed two touchdown passes against Seattle, marking the 17th time in his first 30 games that he completed two or more touchdown passes in a game.

Since the 1970 NFL-AFL merger, only two quarterbacks—**Dan Marino** and **Kurt Warner**—had more two-touchdown passing performances in their first 30 games than Mariota. Mariota tied for third on the list with **Carson Palmer**, **Aaron Brooks** and **Derek Carr**.

Most two-touchdown passing performances in a player's first 30 career games since 1970:

Quarterback	Performances in First 30 Games with 2+ TD Passes
1. Dan Marino	24
2. Kurt Warner	21
3. Marcus Mariota	17
Derek Carr	17
Aaron Brooks	17
Carson Palmer	17
7. Russell Wilson	16
Matthew Stafford	16
Peyton Manning	16

100 PASSER RATING, TWO TOUCHDOWNS

At Chicago on Nov. 27, 2016, **Marcus Mariota** recorded his 10th career performance with at least two touchdown passes and a passer rating of at least 100. He became the fourth player in NFL history to record 10 such games in his first two NFL seasons, joining **Dan Marino** (14), **Russell Wilson** (12) and **Kurt Warner** (11).

In Titans/Oilers history, only four other quarterbacks have had 10 games in their entire careers with a 100 passer rating and two touchdown passes: **Steve McNair** (29), **Warren Moon** (26), **George Blanda** (17) and **Dan Pastorini** (10).

Most games in a quarterback's first two NFL seasons with at least two touchdown passes and a 100 passer rating (through 2016):

Quarterback	Seasons	Team	Games in First 2 Seasons w/ 100+ Passer Rating + 2 TD passes
1. Dan Marino	1983-1984	Miami	14
2. Russell Wilson	2012-2013	Seattle	12
3. Kurt Warner	1998-1999	St. Louis	11
4. Marcus Mariota	2015-2016	Tennessee	10
5. Daunte Culpepper	1999-2000	Minnesota	9
Jeff Garcia	1999-2000	San Francisco	9

CONSECUTIVE GAMES W/ TWO TD PASSES

Over an eight-game stretch in 2016, **Marcus Mariota** completed at least two touchdown passes. In doing so, he broke Pro Football Hall of Famer **Warren Moon's** franchise record for the most consecutive games with multiple touchdown passes. Moon set the record in 1987.

Mariota became the second NFL quarterback in his first or second year to record a streak of eight or more games in a season with two or more touchdown passes. The only previous player to accomplish the feat was **Dan Marino** (10) in 1984. Among all NFL players, Mariota's streak of games with multiple touchdown passes was the longest such streak since a nine-game run by **Tom Brady** to start the 2015 campaign.

Besides Mariota and Moon, only one other signal caller for the franchise, **Billy Volek** in 2004, had as many as five consecutive games with multiple touchdown passes with the team.

Most consecutive games with multiple touchdown passes, franchise history:

Player	Season	Games
1. Marcus Mariota	2016	8
2. Warren Moon	1987	6
3. Billy Volek	2004	5

FOUR-TD/ZERO-INT PASSING GAMES

On Nov. 20, 2016 against Green Bay, **Marcus Mariota** completed four touchdown passes without throwing an interception. It was his third such performance.

Already, Mariota's trio of four-touchdown/zero-interception passing performances leads all quarterbacks in franchise history. The previous record of two such games was shared by **George Blanda** and **Warren Moon**.

Most career games with four passing touchdowns and no interceptions, franchise history:

Quarterback	Seasons	Games
1. Marcus Mariota	2015–2016	3
2. George Blanda	1960–1966	2
Warren Moon	1984–1993	2
4. Chris Chandler	1995–1996	1
Steve McNair	1995–2005	1
Billy Volek	2000–2006	1

FOUR-TOUCHDOWN GAMES

On Nov. 13, 2016 against Green Bay, **Marcus Mariota** accounted for four total touchdowns passing and/or rushing for the sixth time in 22 career starts.

In NFL history, no player had recorded more four-touchdown performances in his first 22 NFL games. Former New York Giants quarterback **Charlie Conerly** ranks second with five four-touchdown performances in his first 22 games from 1948–1949.

Quarterbacks with the most four-touchdown performances (passing and rushing) in their first 22 NFL games through 2016:

Quarterback	Team	Seasons	Four-Touchdown Games
1. Marcus Mariota	Tennessee	2015–2016	6
2. Charlie Conerly	N.Y. Giants	1948–1949	5

Mariota's career four-touchdown performances:

Date	Opponent	Passing TDs	Rushing TDs
9/13/15	at Tampa Bay	4	0
11/8/15	at New Orleans	4	0
12/6/15	Jacksonville	3	1
10/9/16	at Miami	3	1
11/6/16	at San Diego	3	1
11/13/16	Green Bay	4	0

6,000/600 CLUB

In his first two NFL seasons, **Marcus Mariota** passed for 6,244 yards and rushed for an additional 601 yards. He became the seventh player in NFL history with at least 6,000 passing yards and 600 rushing yards in his first two seasons.

Jeff Garcia became the first quarterback to accomplish the feat in 2000. Since then, six more signal callers matched the feat: **Cam Newton**, **Robert Griffin**, **Russell Wilson**, **Andrew Luck**, **Blake Bortles** and Mariota.

Players in NFL history with 6,000 passing yards and 600 rushing yards in their first two NFL seasons (through 2016):

Player	Seasons	Team	Passing Yards	Rushing Yards
Marcus Mariota	2015–2016	Tennessee	6,244	601
Blake Bortles	2014–2015	Jacksonville	7,336	729
Andrew Luck	2012–2013	Indianapolis	8,196	632
Russell Wilson	2012–2013	Seattle	6,475	1,028
Robert Griffin	2012–2013	Washington	6,403	1,304
Cam Newton	2011–2012	Carolina	7,920	1,447
Jeff Garcia	1999–2000	San Francisco	6,822	645

TD-TO-INT RATIO IN FIRST TWO SEASONS

Marcus Mariota passed for 45 career touchdowns and 19 interceptions from 2015–2016, a ratio that ranks among the best all-time in a player's first two campaigns.

Mariota's average of 2.37 touchdown passes for every interception thrown ranks fourth in league history by quarterbacks who have thrown at least 40 touchdown passes in their first two NFL seasons. The only players ahead of Mariota are **Kurt Warner** (3.15), **Dan Marino** (2.96) and **Russell Wilson** (2.74).

Mariota is the first player in Titans/Oilers history with 40 touchdown passes in his first two NFL seasons. The previous record holder was **Warren Moon** with 27.

Highest touchdown-to-interception ratio in a player's first two NFL seasons, minimum 40 touchdown passes (through 2016):

Player	Seasons	Team	TD	INT	TD to INT Ratio
1. Kurt Warner	1998-1999	StL	41	13	3.15 to 1
2. Dan Marino	1983-1984	Mia	68	23	2.96 to 1
3. Russell Wilson	2012-2013	Sea	52	19	2.74 to 1
4. Marcus Mariota	2015-2016	Ten	45	19	2.37 to 1
5. Derek Carr	2014-2015	Oak	53	25	2.12 to 1
6. Jeff Garcia	1999-2000	SF	42	21	2.00 to 1
7. Andrew Luck	2012-2013	Ind	46	27	1.70 to 1
8. Andy Dalton	2011-2012	Cin	47	29	1.62 to 1
9. Mark Rypien	1988-1989	Was	40	26	1.54 to 1
10. Jameis Winston	2015-2016	TB	50	33	1.51 to 1



THIRD-DOWN PASSING IN 2016

In 2016, **Marcus Mariota's** 105.9 passer rating on third down ranked sixth in the NFL.

Highest passer rating on third down in 2016 (minimum 50 attempts per 16 team games):

Player	Team	Att	Cmp	Pct	Yds	TD	Int	Rate
1. Tom Brady	NE	123	82	66.7	1,289	11	1	127.7
2. Aaron Rodgers	GB	153	101	66.0	1,391	16	5	116.2
3. Matt Ryan	Atl	125	89	71.2	965	7	0	112.3
4. Ben Roethlisberger	Pit	133	78	58.6	1,141	11	2	108.0
5. Drew Brees	NO	163	110	67.5	1,321	14	5	107.9
6. Marcus Mariota	Ten	142	87	61.3	1,218	11	3	105.9
7. Kirk Cousins	Was	154	94	61.0	1,309	9	4	97.0
8. Dak Prescott	Dal	126	82	65.1	979	6	3	94.6
9. Trevor Siemian	Den	132	76	57.6	993	9	4	91.5
10. Derek Carr	Oak	155	88	56.8	1,075	7	1	90.7

Since 1991, among all Titans/Oilers quarterbacks, only **Steve McNair** in his co-MVP season of 2003 recorded a better passer rating on third down than Mariota this season. McNair was 77-of-118 for 974 yards with 12 touchdowns, two interceptions and a league-best 117.7 passer rating that season.

Highest single-season passer rating on third down for the Titans/Oilers, 1991–2016 (minimum 50 attempts):

Player	Year	Att	Cmp	Pct	Yds	TD	Int	Rate
1. Steve McNair	2003	118	77	65.3	974	12	2	117.7
2. Marcus Mariota	2016	142	87	61.3	1,218	11	3	105.9
3. Vince Young	2010	52	31	59.6	366	5	1	105.1
4. Chris Chandler	1996	87	45	51.7	626	10	2	103.9
Chris Chandler	1995	95	59	62.1	721	9	3	103.9

FRANCHISE SINGLE-GAME PASSER RATINGS

Against the Packers on Nov. 13, 2016, **Marcus Mariota** completed 19 of 26 passes for 295 yards with four touchdowns and no interceptions. His passer rating for the game was 149.8.

Among all games in franchise history, Mariota's passer rating against the Packers ranks second. The only one that tops it is a perfect 158.3 by **Chris Chandler** against the Cincinnati Bengals on Sept. 24, 1995.

Mariota already owns two of the franchise's three best single-game passer ratings and 25 percent of the team's 16 best performances. His 148.1 passer rating against the Jacksonville Jaguars on Oct. 27 is third on the list. Additionally, his 135.7 passer rating at the New Orleans Saints as a rookie (Nov. 8) is 12th, and his 132.6 passer rating against the Cleveland Browns on Oct. 16, 2016 is 16th on the list.

In his NFL debut at Tampa Bay on Sept. 13, 2015, Mariota had a perfect 158.3 passer rating. However, his 15 attempts fell short of the 20 attempts required to qualify in the NFL's official record books.

Top single-game passer ratings in franchise history (minimum 20 attempts):

Player	Date	Opp	Att	Cmp	Yds	TD	Int	Rate
1. Chris Chandler	09/24/95	Cin	26	23	352	4	0	158.3
2. Marcus Mariota	11/13/16	GB	26	19	295	4	0	149.8
3. Marcus Mariota	10/27/16	Jax	22	18	270	2	0	148.1
4. Steve McNair	10/12/03	Hou	27	18	421	3	0	146.8
5. Warren Moon	11/18/90	Cle	32	24	322	5	0	146.1
6. Warren Moon	11/26/90	Buf	22	16	300	2	0	145.1
7. Chris Chandler	11/26/95	Den	26	18	280	3	0	143.1
8. Warren Moon	10/01/89	Mia	23	19	254	2	0	141.7
9. Warren Moon	11/15/87	Pit	22	16	239	2	0	138.3
10. Chris Chandler	09/08/96	Jac	22	14	226	3	0	137.5
11. Steve McNair	12/26/99	Jac	33	23	291	5	0	136.5
12. Marcus Mariota	11/08/15	NO	39	28	371	4	0	135.7
13. Warren Moon	11/14/93	Cin	31	23	225	4	0	133.7
14. Steve McNair	10/18/98	Cin	21	16	277	1	0	133.5
15. George Blanda	11/19/61	NYT	32	20	418	7	1	132.8
16. Marcus Mariota	10/16/16	Cle	24	17	284	3	1	132.6

TD PASSES BEFORE AGE 23

Marcus Mariota celebrated his 23rd birthday on Oct. 30, 2016. Prior to that, his NFL totals included 33 touchdown passes—19 as a rookie and 14 through the first eight games of 2016.

In NFL history, only four quarterbacks have completed more touchdown passes before their 23rd birthday than Mariota: New England's **Drew Bledsoe**, Minnesota's **Fran Tarkenton**, Tampa Bay's **Josh Freeman** and Tampa Bay's **Jameis Winston**.

Most touchdown passes in NFL history before a player's 23rd birthday (through 2016):

Player	Seasons	Team	TD Passes
1. Jameis Winston	2015–2016	Tampa Bay	50
2. Drew Bledsoe	1993–1994	New England	40
Fran Tarkenton	1961–1962	Minnesota	40
4. Josh Freeman	2009–2010	Tampa Bay	35
5. Marcus Mariota	2015–2016	Tennessee	33
6. Dan Marino	1983–1984	Miami	27
7. Peyton Manning	1998–1998	Indianapolis	26
8. Cam Newton	2011–2011	Carolina	21
9. Teddy Bridgewater	2014–2015	Minnesota	20
Robert Griffin	2012–2012	Washington	20
Bernie Kosar	1985–1986	Cleveland	20

MARIOTA ON THE ROAD

Marcus Mariota's passer rating in road games in his first two NFL seasons ranked near the top of the NFL. He recorded a 92.0 road passer rating in 2016 after having a 105.3 road passer rating as a rookie.

Highest passer rating in road games from 2015-16 (minimum 134 attempts):

Player	Games	Att	Cmp	Yds	TD	Int	Rate
1. Tom Brady	15	543	350	4,231	34	3	106.8
2. Dak Prescott	8	211	139	1,691	12	3	103.4
3. Josh McCown	5	145	105	1,191	4	2	100.1
Matt Ryan	16	585	386	4,599	28	8	100.1
5. Andy Dalton	14	497	320	3,851	23	6	98.4
6. Marcus Mariota	14	419	260	3,146	23	6	97.4
7. Aaron Rodgers	16	571	357	3,944	32	7	96.5
8. Derek Carr	15	539	327	3,738	29	5	95.6
9. Kirk Cousins	16	597	399	4,535	26	13	94.9
10. Brian Hoyer	8	283	169	1,977	15	3	94.2

Marcus Mariota's 105.3 passer rating on the road in 2015 ranked fourth in the NFL behind **Josh McCown's** 110.4, **Russell Wilson's** 107.7 and **Andy Dalton's** 107.2.

Highest passer rating in road games in 2015 (minimum 100 attempts):

Player	Team	Att	Cmp	Yds	TD	Int	Rate
1. Josh McCown	Cle	132	99	1,132	4	0	110.4
2. Russell Wilson	Sea	235	166	1,878	17	6	107.7
3. Andy Dalton	Cin	195	126	1,661	13	3	107.2
4. Marcus Mariota	Ten	171	108	1,374	10	1	105.3
5. Carson Palmer	Ari	280	179	2,405	18	5	105.1

Mariota's 105.3 passer rating on the road in 2015 was the best in franchise annals. Previously, **Chris Chandler** posted the top passer rating on the road with a 102.2 rating in 1995.

Highest single-season passer rating in road games in franchise history (minimum 100 attempts):

Player	Year	Att	Cmp	Yds	TD	Int	Rate
1. Marcus Mariota	2015	171	108	1,374	10	1	105.3
2. Chris Chandler	1995	177	119	1,314	12	4	102.2
3. Warren Moon	1992	167	114	1,245	10	4	100.0
4. Chris Chandler	1996	130	78	945	10	4	95.2
5. Steve McNair	2003	216	133	1,671	12	5	94.5

2015 PASSING AVERAGE LEADERS

Marcus Mariota's 7.62 average yards per passing attempt in 2015 ranked 10th in the NFL among all NFL quarterbacks.

NFL leaders in yards per passing attempt in 2015:

Player	Team	Att	Yds	Yds/Att
1. Carson Palmer	Ari	537	4,671	8.70
2. Andy Dalton	Cin	386	3,250	8.42
3. Ben Roethlisberger	Pit	469	3,938	8.40
4. Russell Wilson	Sea	483	4,024	8.33
5. Tyrod Taylor	Buf	380	3,035	7.99
6. Drew Brees	NO	627	4,870	7.77
7. Cam Newton	Car	495	3,837	7.75
8. Kirk Cousins	Was	543	4,166	7.67
9. Tom Brady	NE	624	4,770	7.64
10. Marcus Mariota	Ten	370	2,818	7.62

ROOKIE QBS WITH 3 TD PASSES 4 TIMES

Marcus Mariota completed three or more touchdown passes on four different occasions during his rookie season. He joined Peyton Manning (four in 1998) as the only rookies to accomplish the feat.

Most games as a rookie with three or more touchdown passes, NFL history (through 2015):

Player	Season	Games with 3+ TD Passes
Marcus Mariota	2015	4
Peyton Manning	1998	4

Marcus Mariota's three-touchdown games:

Date	Opponent	TD Passes
Sept. 13, 2015	at Tampa Bay	4
Nov. 8, 2015	at New Orleans	4
Nov. 29, 2015	Oakland	3
Dec. 6, 2015	Jacksonville	3



MARCUS MARIOTA'S STARTING RECORD WHEN ...

Record When Mariota	Regular Season				2017
	2015	2016	2017	Career	Playoffs
Starts at quarterback	3-9	8-7	9-6	20-22	1-0
Starts vs. division opponents	1-2	1-4	5-1	7-7	0-0
Passes for 300 or more yards	1-1	0-1	1-1	2-3	0-0
Completes 1 or more TD passes	3-4	6-5	8-2	17-11	1-0
Completes 2 or more TD passes	3-3	6-4	2-1	11-8	1-0
Completes 3 or more TD passes	3-1	3-1	0-0	6-2	0-0
Starts and passes for no INTs	2-3	5-3	4-2	11-8	0-0
Completes 70.0% of his passes	2-0	4-0	1-0	7-0	0-0
Has a passer rating of 80.0+	3-3	6-4	5-1	14-8	1-0
Has a passer rating of 90.0+	3-1	6-2	5-1	14-4	0-0
Has a passer rating of 100.0+	3-0	6-1	2-1	11-2	0-0
Sacked 0 times	1-0	3-1	2-0	6-1	0-0
Rushes for 1 or more TDs	1-1	1-1	1-3	3-5	0-0
Rushes for 2 or more TDs	0-0	0-0	0-1	0-1	0-0
Rushes and Passes for 1 TD	1-0	1-1	1-1	3-2	0-0

SINGLE-GAME ROOKIE PASSING YARDS

On Nov. 8, 2015, Marcus Mariota broke his own franchise rookie record with 371 passing yards at the New Orleans Saints.

Mariota initially set the record on Sept. 27 against Indianapolis with 367 passing yards. He broke Zach Mettenberger's record of 345 passing yards at the Philadelphia Eagles on Nov. 23, 2014.

As a rookie in 2014, Mettenberger broke Jacky Lee's longstanding record of 331 yards at the Boston Patriots on Nov. 25, 1960.

Most single-game passing yards by a rookie, franchise history:

Player	Date/Opponent	Passing Yards
1. Marcus Mariota	11/8/15 at New Orleans	371
2. Marcus Mariota	9/27/15 vs. Indianapolis	367
3. Zach Mettenberger	11/23/14 at Philadelphia	345
4. Jacky Lee	11/25/60 at Boston	331
5. Zach Mettenberger	10/26/14 vs. Houston	299
6. Jake Locker	12/11/11 vs. New Orleans	282
7. Jacky Lee	11/20/60 vs. Denver	281
8. Marcus Mariota	12/13/15 at N.Y. Jets	274
9. Marcus Mariota	12/6/15 vs. Jacksonville	268
10. Brent Pease	10/4/87 at Denver	260
Dan Pastorini	11/7/71 at New England	260

ROOKIE ACCURACY

In 2015, Titans quarterback Marcus Mariota posted one of the highest completion percentages in NFL history among rookie quarterbacks. His completion percentage of 62.2 was the fifth best all-time among rookies.

Mariota's completion percentage would shattered the franchise's rookie record. Until Mariota, Vince Young's completion percentage of 51.5 in 2006 was the best among rookie qualifiers in team annals.

Highest completion percentage among rookie quarterbacks in NFL history (through 2015; minimum 14 passes per team game, or 224 attempts per 16 games):

Quarterback	Year	Team	Comp	Att	Pct
1. Ben Roethlisberger	2004	Pittsburgh	196	295	66.4
2. Robert Griffin III	2012	Washington	258	393	65.7
3. Teddy Bridgewater	2014	Minnesota	259	402	64.4
4. Russell Wilson	2012	Seattle	252	393	64.1
5. Marcus Mariota	2015	Tennessee	227	364	62.2
6. Matt Ryan	2008	Atlanta	265	434	61.1
7. Carson Palmer	2004	Cincinnati	263	432	60.9
8. Nick Foles	2012	Philadelphia	161	265	60.8
9. Joe Flacco	2008	Baltimore	257	428	60.1
10. Sam Bradford	2010	St. Louis	354	590	60.0

TITANS TIDBITS: MARCUS MARIOTA

- In 2016, Mariota launched his Motiv8 Foundation, which serves the communities of Middle Tennessee, Eugene and Honolulu. The Foundation was a major sponsor in the inaugural Polynesian Bowl. The game featured the top players in the nation including 15 of the top 16 Polynesian players in the ESPN 300. The non-profit also participated with First Hawaii Bank's bobble head charity fundraiser that netted the Motiv8 Foundation \$115,000 for local programs in Hawaii. The Foundation held its inaugural golf tournament at Oahu Country Club raising money for local programs and sold out in just four days. The Foundation also held its inaugural golf tournament in Oregon at the Springfield Golf Club with all monies raised going to programs in Oregon.
- He is the oldest son of Toa and Alana Mariota. His younger brother, Matthew, is a tight end at Oregon.
- Mariota credits much of his athletic success to playing soccer in his youth. By the time he was eight years old, he was wearing a soccer jersey with the number 8, and he has kept the jersey number ever since then.
- During his time in Eugene, Ore., Mariota became a fixture at the Boys and Girls Club of Emerald Valley, spending time on a weekly basis with kids at the center. For his efforts in the community, he was awarded with the inaugural Play It Forward Award at the 63rd Annual Oregon Sports Awards in June 2015.

2015 FIRST-DOWN PERCENTAGE LEADERS

Marcus Mariota attempted 370 passes as a rookie in 2015, and 142 of his attempts resulted in Titans first downs. His first-down rate of 38.4 percent ranked fourth in the NFL behind only Carson Palmer (43.0), Cam Newton (39.4) and Russell Wilson (38.7).

Highest percentage of passes resulting in first downs in 2015 (minimum 224 attempts):

Player	Team	Att	Cmp	1st	1st%
1. Carson Palmer	Ari	537	342	231	43.0
2. Cam Newton	Car	495	296	195	39.4
3. Russell Wilson	Sea	483	329	187	38.7
4. Marcus Mariota	Ten	370	230	142	38.4
5. Andy Dalton	Cin	386	255	147	38.1
6. Matthew Stafford	Det	592	398	223	37.7
7. Jameis Winston	TB	535	312	201	37.6
8. Kirk Cousins	Was	543	379	204	37.6
9. Matt Ryan	Atl	614	407	229	37.3
10. Ben Roethlisberger	Pit	469	319	174	37.1

Since 1991, the highest percentage of passes for first downs recorded by a Titans quarterback is 41.0, set by Steve McNair in his 2003 MVP season. Mariota's 38.4 first-down percentage ranks second for the franchise in that time period.

Highest percentage of passes resulting in first downs for the Titans/Oilers, 1991–2015 (minimum 224 attempts):

Player	Team	Att	Cmp	1st	1st%
1. Steve McNair	2003	400	250	164	41.0
2. Marcus Mariota	2015	370	230	142	38.4
3. Warren Moon	1992	346	224	132	38.2
4. Cody Carlson	1992	227	149	85	37.4
5. Vince Young	2007	382	238	141	36.9
6. Steve McNair	2001	431	264	159	36.9
7. Steve McNair	2002	492	301	178	36.2
8. Steve McNair	2000	396	248	141	35.6
9. Warren Moon	1991	655	404	231	35.3
10. Vince Young	2009	259	152	91	35.1

RUSH TO THE RECORD BOOKS

On Dec. 6 against Jacksonville, **Marcus Mariota** rushed for an 87-yard touchdown against Jacksonville and finished the game with 112 rushing yards on nine attempts.

The 87-yard run was the longest run in franchise history by a quarterback and the fifth-longest run overall for the team, behind three rushes by running back **Chris Johnson** (94, 91 and 89 yards) and one rush by running back **Sid Blanks** (91).

Steve McNair previously recorded the longest run in franchise history by a quarterback with a 71-yard attempt in 1998 (Nov. 8 at Tampa Bay).

Longest rushing attempts in franchise history:

Player	Date	Opp	Rush
1. Chris Johnson	12/17/12	New York Jets	94t
2. Chris Johnson	9/20/09	Houston	91t
Sid Blanks	12/13/64	New York Jets	91t
4. Chris Johnson	11/1/09	Jacksonville	89t
5. Marcus Mariota (QB)	12/6/15	Jacksonville	87t
5. Chris Johnson	11/29/09	Arizona	85t
6. Chris Johnson	10/21/12	at Buffalo	83t
7. Earl Campbell	11/20/78	Miami	81t
8. Chris Johnson	11/4/12	Chicago	80t
LenDale White	10/19/08	at Kansas City	80t
Larry Moriarty	9/11/83	at L.A. Raiders	80

From 1960–2016, only two quarterbacks recorded a run longer than Mariota's 87-yarder. Oakland's **Terrelle Pryor** set the NFL quarterback record with 93-yard touchdown run for the Oakland Raiders in 2013 (Oct. 27 against Pittsburgh), and most recently San Francisco's **Colin Kaepernick** had a 90-yard touchdown run in 2014 at the San Diego Chargers (Dec. 20).

Longest rushing attempts since 1960 history among NFL quarterbacks (through 2016):

Player	Date	Date/Opp	Rush
1. Terrelle Pryor	Oak	10/27/13 vs. Pit	93
2. Colin Kaepernick	SF	12/20/14 at SD	90
3. Marcus Mariota	Ten	11/6/15 vs. Jax	87

Mariota's 112 rushing yards against the Jaguars set a new single-game record among Titans/Oilers quarterbacks, topping the record of 95 yards held by **Steve McNair** (Nov. 8, 1998 at Tampa Bay).

Most single-game rushing yards by a quarterback in franchise history:

Player	Date	Opp	Rush Yds
1. Marcus Mariota	12/6/15	Jacksonville	112
2. Steve McNair	11/8/98	at Tampa Bay	95
3. Steve McNair	12/21/97	Pittsburgh	90
4. Vince Young	12/10/06	at Houston	86
5. Steve McNair	12/13/98	at Jacksonville	81



SINGLE-SEASON ROOKIE RECORDS

In 2015, **Marcus Mariota** broke virtually every rookie passing record for the franchise, completing 230 of 370 passes for 2,818 yards, 19 touchdowns and 10 interceptions.

Most passing attempts in a season by a rookie, franchise history:

Rookie QB	Season	Pass Attempts
1. Marcus Mariota	2015	370
2. Vince Young	2006	357
3. Dan Pastorini	1971	270
4. Zach Mettenberger	2014	179
5. Brent Pease*	1987	113
6. Steve McNair	1995	80
7. Jacky Lee	1960	77

Most completions in a season by a rookie, franchise history:

Rookie QB	Season	Completions
1. Marcus Mariota	2015	230
2. Vince Young	2006	184
3. Dan Pastorini	1971	127
4. Zach Mettenberger	2014	107
5. Brent Pease*	1987	56
6. Jacky Lee	1960	41
7. Steve McNair	1995	41

Most passing yards in a season by a rookie, franchise history:

Rookie QB	Season	Passing Yards
1. Marcus Mariota	2015	2,818
2. Vince Young	2006	2,199
3. Dan Pastorini	1971	1,702
4. Zach Mettenberger	2014	1,412
5. Jacky Lee	1960	842
6. Brent Pease*	1987	728
7. Steve McNair	1995	569

Most passing touchdowns in a season by a rookie, franchise history:

Rookie QB	Season	Passing TDs
1. Marcus Mariota	2015	19
2. Vince Young	2006	12
3. Zach Mettenberger	2014	8
4. Dan Pastorini	1971	7
5. Jacky Lee	1960	5
6. Steve McNair	1995	3
7. Brent Pease*	1987	3

Highest passer rating in a season by a rookie, franchise history (minimum 100 attempts):

Rookie QB	Season	Passer Rating
1. Marcus Mariota	2015	91.5
2. Zach Mettenberger	2014	83.4
3. Vince Young	2006	66.7
4. Brent Pease*	1987	60.6
5. Dan Pastorini	1971	43.8

Highest completion percentage in a season by a rookie, franchise history (minimum 100 attempts):

Rookie QB	Season	Passer Rating
1. Marcus Mariota	2015	62.2
2. Zach Mettenberger	2014	59.8
3. Vince Young	2006	51.5
4. Brent Pease*	1987	49.6
5. Dan Pastorini	1971	47.0

* Replacement player during strike

#16 • QB MATT CASSEL

[CLICK FOR COMPLETE BIO \(PDF\)](#)



Quarterback **Matt Cassel** (6-4, 228) is in his 13th NFL season and his second campaign with the Titans. He was signed during the 2016 offseason to give the team an experienced, veteran leader to back up starting quarterback **Marcus Mariota**.

In his first season with the Titans, Cassel appeared in four total games, including a win as the starter in the season finale versus Houston (Jan. 1). He completed 30 of 51 passes for 284 yards, two touchdowns and two interceptions during the year.

Cassel spent 11 previous seasons with the New England Patriots, Kansas City Chiefs, Minnesota Vikings, Buffalo Bills and Dallas Cowboys. His career totals prior to arriving in Tennessee included 17,003 passing yards, 101 touchdown passes, 77 interceptions and a passer rating of 79.3.

In 2015, Cassel played for the Buffalo Bills and the Dallas Cowboys. With the Cowboys, he started seven games and completed 119 of 204 passes for 1,276 yards, five touchdowns and seven interceptions.

Cassel began his NFL career in 2005 as a seventh-round draft pick of the Patriots. He spent four seasons there, including 2008, when he went 10-5 as a starter after **Tom Brady** suffered a season-ending knee injury in the opener. He passed for 3,693 yards and 21 touchdowns.

In 2009, he was traded to Kansas City, where he would spend the next four seasons. In 2010, he was named to the Pro Bowl after setting career highs with 27 touchdown passes and a 93.0 passer rating as the starting quarterback for the Chiefs. He helped guide the Chiefs to the AFC West title.

Cassel went to Minnesota in 2013 and started a total of nine contests with the Vikings over two years. The Vikings traded him to Buffalo in March 2015, and then the Bills dealt him to the Cowboys in September.

A native of Northridge, Calif., Cassel played in 25 career games at Southern Cal as a backup to Heisman Trophy winners **Carson Palmer** and **Matt Leinart**. While he was there, the Trojans won back-to-back national titles in 2003 and 2004.

2017 Highlights:

- **At Houston (10/1)**, played the entire second half in place of Marcus Mariota, who exited the game with a hamstring injury. He completed four of 10 passes for 21 yards with two interceptions.
- **At Miami (10/8)**, started for Marcus Mariota (hamstring) and completed 21 of 32 passes for 141 yards. He completed an 11-yard touchdown pass to tight end Phillip Supernaw.

Cassel's Career Regular Season Passing Statistics:

Year	Team	G/S	Att	Cmp	Pct	Yds	TD	Int	Lg	Sack	Rate
2005	NE	2/0	24	13	54.2	183	2	1	36	1	89.4
2006	NE	6/0	8	5	62.5	32	0	0	10	3	70.8
2007	NE	6/0	7	4	57.1	38	0	1	21	0	32.7
2008	NE	16/15	516	327	63.4	3,693	21	11	76t	47	89.4
2009	KC	15/15	493	271	55.0	2,924	16	16	61	42	69.9
2010	KC	15/15	450	262	58.2	3,116	27	7	75t	26	93.0
2011	KC	9/9	269	160	59.5	1,713	10	9	52t	22	76.6
2012	KC	9/8	277	161	58.1	1,796	6	12	46	19	66.7
2013	Min	9/6	254	153	60.2	1,807	11	9	79t	16	81.6
2014	Min	3/3	71	41	57.7	425	3	4	28	6	65.8
2015	Buf/Dal	9/8	204	119	58.3	1,276	5	7	51	14	70.6
2016	Ten	4/1	51	30	58.8	284	2	2	50	5	71.0
2017	Ten	2/1	42	25	59.5	162	1	2	17	8	55.9
Totals		105/81	2,666	1,571	58.9	17,449	104	81	79t	209	78.8

Cassel's Career Postseason Passing Statistics:

Year	Team	G/S	Att	Cmp	Pct	Yds	TD	Int	Lg	Sack	Rate
2005	NE	1/0	0	0	-	0	0	0	-	0	-
2006	NE	3/0	0	0	-	0	0	0	-	0	-
2010	KC	1/1	18	9	50.0	70	0	0	22	3	20.4
2017	Ten	0/0	0	0	-	0	0	0	-	0	-
Totals		5/1	18	9	50.0	70	0	0	22	3	20.4


Cassel's Regular Season Single-Game Highs:

- Attempts** - 53 at Denver (11/14/10)
- Completions** - 33 at Denver (11/14/10)
- Passing Yards** - 469 at Denver (11/14/10)
- Touchdown Passes** - 4 (Four times, last at Indianapolis 10/9/11)
- Long Completion** - 79t at Baltimore (12/8/13)
- Passer Rating** - 144.0 vs. Jacksonville (10/24/10)

MORE TITANS QUARTERBACKS

3 - QB BRANDON WEEDEN (6-3, 230, 6th Year, Oklahoma State)

- **Brandon Weeden** (6-3, 230) was signed as a free agent on Oct. 3, 2017.
- The former first-round pick arrived in Tennessee with 34 games of NFL experience, including 25 starts. After being selected by the Browns with the 22nd overall pick in the 2012 NFL Draft, he started 20 games for the Browns from 2012–2013. He then spent time with the Dallas Cowboys (2014–2015) and Houston Texans (2015–2016).
- During his career prior to signing with the Titans, he completed 559 of 965 passes for 6,452 yards with 31 touchdowns and 30 interceptions (76.0 passer rating).
- In 2016, he was with the Houston Texans but did not play in a game.
- The Oklahoma City, Okla., native started 26 games at Oklahoma State and left as the school record holder in nearly every passing category.
- An accomplished baseball player, Weeden was a second-round selection by the New York Yankees in the 2002 MLB Draft.



TITANS RUNNING BACKS

No.	Name	Ht	Wt	Exp	College
32	Fluellen, David	5-11	224	1	Toledo
22	Henry, Derrick	6-3	247	2	Alabama
28	Muhammad, Khalfani	5-7	174	R	California
29	Murray, DeMarco	6-1	220	7	Oklahoma

#22 • RB DERRICK HENRY

[CLICK FOR COMPLETE BIO \(PDF\)](#)

Running back **Derrick Henry** (6-3, 247) is in his second NFL season. He was selected by the Titans with the 45th overall pick in the second round of the 2016 NFL Draft.

As a rookie, Henry played in 15 games with one start, sharing time in the backfield with **DeMarco Murray**. He carried the ball 110 times for 490 yards and five touchdowns and added 137 yards on 13 receptions. Henry became the third rookie for the franchise in the "Titans era" to score at least five touchdowns in a season, joining **Vince Young** (seven rushing touchdowns in 2006) and **Chris Johnson** (nine rushing and one receiving in 2008).

The Heisman Trophy winner played three seasons (2013–2015) at the University of Alabama, where he set numerous school and SEC records while leading his team to a National Championship in 2015.

Henry played in 39 games and totaled 602 carries for 3,591 yards and 42 rushing touchdowns and added 285 yards on 17 career receptions with three receiving scores. During Alabama's victory over Clemson in the 2016 College Football Playoff National Championship, he broke **Shaun Alexander's** record for most career rushing yards in Alabama history.

In his final collegiate season, Henry rushed for an Alabama and Southeastern Conference record 2,219 yards, which led the nation and ranked fifth in FBS history. He recorded 100-yard rushing games 10 times and had four 200-yard games during the season. His 28 rushing touchdowns were a national best and an SEC record, snapping **Tim Tebow** and **Tre Mason's** old mark of 23. In addition to the Heisman, he also won the Doak Walker Award, Walter Camp Award and Maxwell Award, among a multitude of other honors.


Henry is a native of Yulee, Fla.

2017 Highlights:

- **Against Oakland (9/10)**, rushed for 25 yards on six carries.
- **At Jacksonville (9/17)**, set a career high and led the Titans with 92 rushing yards on a team-high 14 carries. He accumulated all but five of his rush-

ing yards in the second half. In the third quarter, he rumbled 17 yards for his first touchdown of the season and his sixth career rushing touchdown.

- **Against Seattle (9/24)**, recorded a 25-yard rushing attempt in the third quarter, giving him his longest career run. His previous long was a 22-yarder at Miami on Oct. 9, 2016. He totaled 13 carries for 54 yards in the contest.
- **At Houston (10/1)**, rushed for seven yards on six attempts.
- **At Miami (10/8)**, rushed for nine yards on four attempts.
- **Against Indianapolis (10/16)**, led the team with a career-high 131 rushing yards on 19 carries, topping the 100-yard mark for the first time in his two-year career. His 19 carries also set a career high. Ahead 29-22 late in the fourth quarter, he took a handoff on third-and-five and raced 72 yards for a touchdown. The run was the longest of Henry's career and the team's 12th-longest run in the "Titans era" (1999-present).
- **At Cleveland (10/22)**, rushed for 13 yards and added 11 receiving yards.
- **Against Baltimore (11/5)**, reached the end zone on a one-yard run in the second quarter. He totaled a team-high 26 yards on eight carries and added two receptions for 10 yards, including a clutch six-yard catch to convert a third down during a scoring drive in the fourth quarter.
- **Against Cincinnati (11/12)**, led the Titans with 52 rushing yards on 11 carries, including a 23-yard run in the second quarter.
- **At Pittsburgh (11/16)**, led the team with 32 rushing yards on seven attempts.
- **At Indianapolis (11/26)**, led the team with 79 yards on 13 carries. During the team's game-winning drive in the fourth quarter, he was credited with five carries for 42 yards and one reception for 10 yards. He helped seal the game with a 16-yard run on the first play after the two-minute warning. He reached 1,000 career rushing yards during the contest.
- **Against Houston (12/3)**, topped the 100-yard rushing mark in a game for the second time in his career. He led the team with 109 yards on 11 attempts and capped the victory with a 75-yard touchdown run late in the fourth quarter. It was the longest run of his career, topping his 72-yard touchdown run against the Indianapolis Colts on Oct. 16. Henry became the first Titans player with two or more carries of at least 70 yards in a season since Chris Johnson had three such carries in 2012.
- **At Arizona (12/10)**, rushed for 20 yards and a touchdown on eight attempts. He scored a touchdown for the second consecutive week, taking a handoff six yards into the end zone in the second quarter. It was his fifth touchdown of the season, which equaled his rookie total.
- **At San Francisco (12/17)**, rushed for 19 yards on seven carries and added two receptions for nine yards.
- **Against the Los Angeles Rams (12/24)**, rushed for 25 yards on eight carries and added one reception for six yards.
- **Against Jacksonville (12/31)**, started and took the bulk of the carries against the NFL's third-ranked defense with DeMarco Murray inactive (knee injury). Henry rushed for 51 yards on a career-high 28 carries. Henry finished the regular season with a team-high 744 rushing yards on 176 carries and rushed for five touchdowns. Early in the second quarter, he took a screen pass and turned it into a 66-yard touchdown. It was the longest reception of Henry's career and his first career touchdown reception. It also was his third touchdown of the season of at least 60 yards. Across the NFL, only Kansas City Chiefs wide receiver Tyreek Hill recorded more touchdowns of at least 60 yards in 2017 (five). In the "Titans era" (1999-present),



the only other Titans player to produce at least three 60-yard touchdowns in a season was Chris Johnson, who had five such plays in 2009 and three such plays in 2012.

➤ **At Kansas City (1/6)**, recorded his first career postseason start and rushed for 156 yards on 23 carries. His rushing yardage total finished second in franchise postseason history for a single game behind only Eddie George's 162 rushing yards at Indianapolis on Jan. 16, 2000. In the fourth quarter, he scored on a 35-yard run to tie Earl Campbell (Dec. 31, 1978 at New England) for the third-longest playoff rushing attempt in franchise history. The franchise's only postseason runs that were longer were Eddie George's 68-yard touchdown at Indianapolis on Jan. 16, 2000 and Steve McNair's 51-yard scamper at Jacksonville on Jan. 23, 2000. Additionally, Henry caught two passes for 35 yards, and his 191 scrimmage yards set a new single-game postseason record for the franchise, breaking a 57-year-old record. Billy Cannon established the previous playoff benchmark with 178 scrimmage yards against the Los Angeles Chargers on Jan. 1, 1961. In the fourth quarter against the Chiefs, Henry totaled 85 rushing yards on eight carries, including runs of 12 yards and 22 yards for first downs on the team's final, clock-eating drive.

Henry's Career Regular Season Statistics:

Year	GP	GS	Att	Yds	Avg	Lg	TD	Rec	Yds	Avg	Lg	TD
2016	15	2	110	490	4.5	22	5	13	137	10.5	29	0
2017	16	2	176	744	4.2	75t	5	11	136	12.4	66t	1
Totals	31	4	286	1,234	4.3	75t	10	24	273	11.4	66t	1

Henry's 2017/Career Postseason Statistics:

Year	GP	GS	Att	Yds	Avg	Lg	TD	Rec	Yds	Avg	Lg	TD
2017	1	1	23	156	6.8	35t	1	2	35	17.5	29	0

Henry's Regular Season Single-Game Highs:

- Rushing Attempts** - 28 vs. Jacksonville (12/31/17)
- Rushing Yards** - 131 vs. Indianapolis (10/16/17)
- Long Rush** - 75t vs. Houston (12/3/17)
- Rushing Touchdowns** - 2 at Kansas City (12/18/16)
- Receptions** - 4 vs. Jacksonville (10/27/16)
- Receiving Yards** - 66 vs. Jacksonville (12/31/17)
- Long Reception** - 66t vs. Jacksonville (12/31/17)
- Receiving Touchdowns** - 1 vs. Jacksonville (12/31/17)

Henry's Playoff Single-Game Highs:

- Rushing Attempts** - 23 at Kansas City (1/6/18)
- Rushing Yards** - 156 at Kansas City (1/6/18)
- Long Rush** - 35t at Kansas City (1/6/18)
- Rushing Touchdowns** - 1 at Kansas City (1/6/18)
- Receptions** - 2 at Kansas City (1/6/18)
- Receiving Yards** - 35 at Kansas City (1/6/18)
- Long Reception** - 29 at Kansas City (1/6/18)
- Receiving Touchdowns** - (none)

RUSHING IN THE FOURTH QUARTER

In 2017, running back **Derrick Henry** accumulated 390 of his 744 rushing yards in the fourth quarter. The only player with more rushing yards in the fourth quarter was Kansas City's league-leading rusher, **Kareem Hunt**.

Most fourth-quarter rushing yards in 2017:

Player	Team	Att	Yds	Avg	Lg	TD
1. Kareem Hunt	KC	82	474	5.8	69t	4
2. Derrick Henry	Ten	64	390	6.1	75t	2
3. Le'Veon Bell	Pit	84	338	4.0	27	2
4. Todd Gurley II	LAR	75	320	4.3	34	1
5. Leonard Fournette	Jax	55	289	5.3	90t	3
6. Ezekiel Elliott	Dal	69	283	4.1	25	1
7. Mark Ingram	NO	65	267	4.1	50t	1
8. Melvin Gordon	LAC	76	258	3.4	21	0
9. Alex Collins	Bal	59	245	4.2	19	3
10. Javorius Allen	Bal	65	241	3.7	19	1

RUSHING YARDS IN A TITANS PLAYOFF GAME

On Jan. 6, 2018, **Derrick Henry** rushed for 156 yards and one touchdown on 23 carries. His yardage total ranked second in franchise postseason history.

Most single-game rushing yards in franchise postseason history:

Player	Date	Opp	Att	Yds	Avg	TD
1. Eddie George	1/16/00	at Ind	26	162	6.2	1
2. Derrick Henry	1/6/18	at KC	23	156	6.8	1
3. Earl Campbell	12/31/78	at NE	27	118	4.4	1
4. Eddie George	1/8/00	Buf	29	106	3.7	0
5. Eddie George	1/30/00	StL (SB)	28	95	3.4	2

SCRRIMMAGE YARDS IN A TITANS PLAYOFF GAME

Derrick Henry's 156 rushing yards and 35 receiving yards in the team's Wild Card playoff victory at Kansas City on Jan. 6 gave him a franchise-record 191 scrimmage yards. Henry broke a 57-year-old postseason record set on Jan. 1, 1961, when **Billy Cannon** had 178 scrimmage yards against the Los Angeles Chargers.

Most single-game scrimmage yards in franchise postseason history:

Player	Date	Opp	Rush Yards	Rec Yards	Total Yards
1. Derrick Henry	1/6/18	at KC	156	35	191
2. Billy Cannon	1/1/61	LAC	50	128	178
3. Eddie George	1/16/00	at Ind	162	14	176
4. Eddie George	1/7/01	Bal	91	52	143
5. Ernest Givins	12/31/89	at Pit	0	136	136

#29 • RB DEMARCO MURRAY

[CLICK FOR COMPLETE BIO \(PDF\)](#)



Running back **DeMarco Murray** (6-1, 220) is in his seventh NFL season and his second campaign with the Titans. He was acquired in a trade with the Philadelphia Eagles on March 9, 2016.

From the start of the 2014 season through the conclusion of 2016, Murray's 3,834 rushing yards (878 carries) were more than any other NFL player.

In his first year in Tennessee, Murray started all 16 contests for the second time in his career. He led the team with 293 carries for 1,287 yards and nine touchdowns. He paced the AFC in rushing, and the only NFL players with more rushing yards than Murray were **Ezekiel Elliott** of the Dallas Cowboys (1,631) and **Jordan Howard** (1,313) of the Chicago Bears. Murray's total was the highest by a member of the Titans since 2010 (1,364 by **Chris Johnson**). He was rewarded with his third career invitation to the Pro Bowl.

Murray also played a key role in the passing game in 2016. His 53 receptions ranked third on the team, and he totaled 377 yards and a career-high three touchdowns as a pass catcher.

A former third-round draft choice of Dallas in 2011, Murray spent his first four seasons with the Cowboys before joining the Philadelphia Eagles for the 2015 campaign. He totaled 5,228 rushing yards in 68 career games prior to his arrival in Tennessee.

In his only season with the Eagles, Murray played in 15 games and totaled 702 rushing yards and six touchdowns.

During his four years in Dallas, he rushed for 4,526 yards in 53 games in the regular season. He was named to the Pro Bowl following the 2013 and 2014 campaigns.

In 2014, Murray earned NFL Offensive Player of the Year honors after leading the league and setting Cowboys franchise records with 1,845 rushing yards and 2,261 scrimmage yards. His 1,845 yards were 484 more than the next closest rusher, Pittsburgh's **Le'Veon Bell**.

Additionally, he set several other franchise records, besting marks set by **Emmitt Smith** or **Tony Dorsett**, including highest rushing total in a game (253 vs. St. Louis in 2011), most 100-yard games in a season (12 in 2014) and most consecutive 100-yard games (8 in 2014).

A native of Las Vegas, Nev., Murray finished his University of Oklaho-

ma career as the school's career all-purpose yardage leader (6,718) and also set the Sooners records for career touchdowns (65) and career receiving yards by a running back (1,571).

2017 Highlights:

- **Against Oakland (9/10)**, led the team with 44 rushing yards on 12 carries and added two receptions for 16 yards. He picked up 21 yards on a carry in the third quarter.
- **At Jacksonville (9/17)**, recorded nine carries for 25 yards and one reception for three yards.
- **Against Seattle (9/24)**, finished with 14 carries for 115 yards and a touchdown. It was his 27th career 100-yard rushing game (including one playoff game) and his sixth with the Titans. His 75-yard touchdown run in the third quarter tied for his second-longest career run behind only a 91-yarder as a member of the Dallas Cowboys against the St. Louis Rams on Oct. 23, 2011. He also had a 75-yard touchdown run with the Titans against the Green Bay Packers on Nov. 13, 2016. His 75-yard run against the Seahawks was the longest rushing attempt against the Seahawks since Sept. 20, 2009.
- **At Houston (10/1)**, rushed for 31 yards on seven attempts and added four yards on two receptions.
- **At Miami (10/8)**, led the team with 58 yards on 14 carries and added four receptions for 11 yards. In the first quarter he had had his streak snapped of 325 consecutive rushing attempts without losing a fumble (last lost a fumble on Sept. 11, 2016).
- **Against Indianapolis (10/16)**, totaled 12 carries for 40 yards and a touchdown. He scored on a three-yard run in the fourth quarter to give the Titans a lead. He also caught four passes for a season high of 47 receiving yards, his highest total since he had 52 receiving yards at Kansas City on Dec. 18, 2016. He totaled 87 scrimmage yards.
- **At Cleveland (10/22)**, led the team with 59 yards on 18 carries and added three receptions for 17 yards. On his second reception of the game, he became only the sixth active NFL player with at least 6,000 rushing yards and 2,000 receiving yards, joining Frank Gore, Matt Forte, LeSean McCoy, Marshawn Lynch and Jamaal Charles.
- **Against Baltimore (11/5)**, totaled 19 yards on nine carries and added two receptions for 22 yards, including a 17-yard catch during a touchdown drive in the fourth quarter.
- **Against Cincinnati (11/12)**, rushed for 42 yards and two touchdowns on 14 carries and added four receptions for 30 yards and a touchdown. In the first quarter, he registered a two-yard touchdown run, and in the second quarter, he scored on a one-yard run. He recorded his fifth career game with at least two rushing touchdowns and his second with the Titans. With



less than a minute remaining in the fourth quarter, he caught the game-winning, seven-yard touchdown pass from Marcus Mariota. His three total touchdowns matched his career high (Nov. 28, 2013 against Oakland). His effort against the Bengals marked the first time in his career he recorded at least two rushing touchdowns and at least one receiving touchdown. He became only the fifth player in Titans/Oilers history to accomplish the feat, joining Billy Cannon (Dec. 10, 1961 and Sept. 23, 1962), George Amundson (Sept. 15, 1974), Chris Johnson (Sept. 20, 2009 and Dec. 13, 2009) and Dave Smith (Sept. 9, 1961). For the second time in his career, Murray scored a game-winning touchdown inside the final two minutes of the fourth quarter or in overtime (Dec. 22, 2013 against Washington).

- **At Pittsburgh (11/16)**, rushed for 10 yards on eight carries and added five receptions for 37 yards.
- **At Indianapolis (11/26)**, totaled nine yards on 12 carries and added three receptions for 33 yards. With 5:59 remaining in the fourth quarter, he scored the game-winning touchdown on a one-yard run. Later he converted a third-and-five with an eight-yard reception to help the Titans run out the clock.
- **Against Houston (12/3)**, rushed for 66 yards on 11 carries and added two receptions for 13 yards. In the second quarter, he reached the 7,000-yard rushing plateau for his career. He became the eighth active NFL player to reach the mark, joining Frank Gore, Adrian Peterson, Matt Forte, Marshawn Lynch, LeSean McCoy, Jamaal Charles and Jonathan Stewart. In seven NFL seasons, Murray has 1,560 career carries for 7,033 yards and 48 touchdowns. In the third quarter, Murray's 22-yard run was his longest attempt since his 75-yard touchdown run against the Seahawks on Sept. 24.
- **At Arizona (12/10)**, led the team with 34 yards on 11 rushing attempts and added two receptions for 13 yards.
- **At San Francisco (12/17)**, led the team with 59 yards on 18 carries and added a four-yard reception.
- **Against the Los Angeles Rams (12/24)**, led the team with 48 yards on 15 carries and added three receptions for 11 yards before leaving the contest in the fourth quarter with a knee injury. In the third quarter, he scored on a six-yard run.
- **Against Jacksonville (12/31)** and **at Kansas City (1/6)**, he was inactive with a knee injury.

Murray's Career Regular Season Rushing and Receiving Statistics (2011-14 with Dallas; 2015 with Philadelphia):

Year	GP	GS	Att	Yds	Avg	Lg	TD	Rec	Yds	Avg	Lg	TD
2011	13	7	164	897	5.5	91t	2	26	183	7.0	18	0
2012	10	10	161	663	4.1	48	4	35	251	7.2	22	0
2013	14	14	217	1,121	5.2	43	9	53	350	6.6	22	1
2014	16	16	392	1,845	4.7	51	13	57	416	7.3	34	0
2015	15	8	193	702	3.6	54t	6	44	322	7.3	44	1
2016	16	16	293	1,287	4.4	75t	9	53	377	7.1	35	3
2017	15	15	184	659	3.6	75t	6	39	266	6.8	18	1
Totals	99	86	1,604	7,174	4.5	91t	49	307	2,165	7.1	44	6

Murray's Career Postseason Rushing and Receiving Statistics (2011-14 with Dallas; 2015 with Philadelphia):

Year	GP	GS	Att	Yds	Avg	Lg	TD	Rec	Yds	Avg	Lg	TD
2014	2	2	44	198	4.5	30	2	4	27	6.8	13	0
2017	0	0	0	0	-	-	0	0	0	-	-	0
Totals	2	2	44	198	4.5	30	2	4	27	6.8	13	0

Murray's Regular Season Single-Game Highs:

- Rushing Attempts** - 32 at Chicago (12/4/14)
- Rushing Yards** - 253 vs. St. Louis (10/23/11)
- Long Rush** - 91t vs. St. Louis (10/23/11)
- Rushing Touchdowns** - 3 vs. Oakland (11/28/13)
- Receptions** - 9 at Chicago (12/4/14)
- Receiving Yards** - 80 vs. Washington (10/27/14)
- Long Reception** - 44 at Dallas (11/8/15)
- Receiving Touchdowns** - 2 vs. Minnesota (9/11/16)

Playoff Single-Game Highs:

- Rushing Attempts** - 25 at Green Bay (1/11/15)
- Rushing Yards** - 123 at Green Bay (1/11/15)
- Long Rush** - 30 at Green Bay (1/11/15)
- Rushing Touchdowns** - 1 (Twice, last at Green Bay 1/11/15)
- Receptions** - 3 vs. Detroit (1/4/15)
- Receiving Yards** - 22 vs. Detroit (1/4/15)
- Long Reception** - 13 vs. Detroit (1/4/15)



2014-2017 RUSHING LEADERS

Since the start of the 2014 season, **DeMarco Murray** has rushed for more yards than all but one player—current Bills running back **LeSean McCoy**.

Most total rushing yards from 2014–2017:

Player	Att	Yds	Avg	Lg	TD
1. LeSean McCoy	1,036	4,619	4.46	75	27
2. DeMarco Murray	1,062	4,493	4.23	75	34
3. Le'Veon Bell	985	4,476	4.54	81	27
4. Frank Gore	1,039	4,059	3.91	52	17
5. Lamar Miller	916	3,932	4.29	97	24
6. Mark Ingram	827	3,900	4.72	75	33
7. Jonathan Stewart	833	3,302	3.96	69	24
8. Todd Gurley	786	3,296	4.19	71	29
9. Devonta Freeman	753	3,248	4.31	75	30
10. LeGarrette Blount	762	3,177	4.17	68	31

SCRIMMAGE YARDS LEADERS SINCE 2011

DeMarco Murray is one of six NFL players and four running backs with 9,000 scrimmage yards since his rookie season of 2011. The three players with more scrimmage yards than him since he entered the NFL are Buffalo running back **LeSean McCoy**, New York Jets running back **Matt Forte** and Pittsburgh wide receiver **Antonio Brown**.

Most yards from scrimmage, 2011–2017:

Player	Rushing Yards	Receiving Yards	Scrimmage Yards
1. LeSean McCoy	8,375	2,478	10,853
2. Antonio Brown	119	9,743	9,862
3. Matt Forte	6,560	3,177	9,737
4. DeMarco Murray	7,174	2,165	9,339
5. Julio Jones	109	9,054	9,163
6. Frank Gore	7,612	1,389	9,001
7. Demaryius Thomas	5	8,370	8,375
8. A.J. Green	93	8,213	8,306
9. Le'Veon Bell	5,336	2,660	7,996
10. Marshawn Lynch	6,665	1,322	7,987

2016 RUSHING LEADERS

In 2016, **DeMarco Murray** led the AFC and placed third in the NFL in rushing yards. He gained 1,287 yards on 293 carries and rushed for nine touchdowns.

Most rushing yards in 2016:

Player	Team	Att	Yds	Avg	Lg	TD
1. Ezekiel Elliott	Dal	322	1,631	5.07	60t	15
2. Jordan Howard	Chi	252	1,313	5.21	69	6
3. DeMarco Murray	Ten	293	1,287	4.39	75t	9
4. Jay Ajayi	Mia	260	1,272	4.89	62t	8
5. Le'Veon Bell	Pit	261	1,268	4.86	44	7
6. LeSean McCoy	Buf	234	1,267	5.41	75t	13
7. David Johnson	Ari	293	1,239	4.23	58t	16
8. LeGarrette Blount	NE	299	1,161	3.88	44	18
9. Devonta Freeman	Atl	227	1,079	4.75	75t	11
10. Lamar Miller	Hou	268	1,073	4.00	45	5

2016 SCRIMMAGE YARDS LEADERS

DeMarco Murray ranked second in the AFC and fourth in the NFL in scrimmage yards in 2016. He had 1,287 rushing yards and 377 receiving yards for a total of 1,664 scrimmage yards.

Murray's 1,664 scrimmage yards ranked eighth in franchise history for a single season.

Most scrimmage yards in 2016:

Player	Team	Rush Yards	Rec Yards	Scrimmage Yards
1. David Johnson	Ari	1,239	879	2,118
2. Ezekiel Elliott	Dal	1,631	363	1,994
3. Le'Veon Bell	Pit	1,268	616	1,884
4. DeMarco Murray	Ten	1,287	377	1,664
5. LeSean McCoy	Buf	1,267	356	1,623
6. Jordan Howard	Chi	1,313	298	1,611
7. Devonta Freeman	Atl	1,079	462	1,541
8. T.Y. Hilton	Ind	0	1,448	1,448
9. Jay Ajayi	Mia	1,272	151	1,423
10. Melvin Gordon	SD	997	419	1,416

2016 FIRST DOWN LEADERS

DeMarco Murray ranked second in the AFC and fourth in the NFL in total first downs in 2016. He rushed for 64 first downs and added 20 first downs as a receiver. The only players with more than Murray's 84 total first downs were Arizona's **David Johnson** (114), Dallas' **Ezekiel Elliott** (102) and Pittsburgh's **Le'Veon Bell** (100).

Most total first downs in 2016:

Player	Team	Rushing	Receiving	Total First Downs
1. David Johnson	Ari	72	42	114
2. Ezekiel Elliott	Dal	91	11	102
3. Le'Veon Bell	Pit	69	31	100
4. DeMarco Murray	Ten	64	20	84
5. Devonta Freeman	Atl	61	22	83
6. Melvin Gordon	SD	61	21	82
Jordan Howard	Chi	70	12	82
8. Mike Evans,	TB	0	81	81
9. LeSean McCoy	Buf	55	18	73
10. Jay Ajayi	Mia	60	8	68
LeGarrette Blount	NE	67	1	68

2016 TOTAL TOUCHDOWN LEADERS

DeMarco Murray tied for third in the AFC and tied for sixth in the NFL with 12 total touchdowns scored in 2016. He reached the end zone nine times on running plays and three times as a receiver.

Most touchdowns in 2016:

Player	Team	Total	Rush	Rec	Ret
1. David Johnson	Ari	20	16	4	0
2. LeGarrette Blount	NE	18	18	0	0
3. Ezekiel Elliott	Dal	16	15	1	0
4. LeSean McCoy	Buf	14	13	1	0
5. Jordy Nelson	GB	14	0	14	0
6. Devonta Freeman	Atl	13	11	2	0
7. DeMarco Murray	Ten	12	9	3	0
Davante Adams	GB	12	0	12	0
Antonio Brown	Pit	12	0	12	0
Mike Evans	TB	12	0	12	0
Melvin Gordon	SD	12	10	2	0
Tyreek Hill	KC	12	3	6	3
Lataavius Murray	Oak	12	12	0	0

SUCCESS IN FIRST EIGHT GAMES

Through the first half of the 2016 campaign, **DeMarco Murray** ranked second in the NFL with 756 rushing yards, and his eight total touchdowns (six rushing, two receiving) tied for third in the league.

Murray became the sixth player in NFL history with at least 750 rushing yards and eight touchdowns in his first eight games with a team. The others on the list are **Doug Martin** (Tampa Bay, 2012), **Adrian Peterson** (Minnesota, 2007), **Eric Dickerson** (Los Angeles, 1983), **Billy Sims** (Detroit, 1980) and **Beattie Feathers** (Chicago, 1934).

Out of the six players in the group, Murray was the first to accomplish the feat having played for another team first. The others did so in their first NFL seasons.

Players with 750 rushing yards and eight total touchdowns in their first eight games with a team, NFL history (through 2016):

Player	Team	Season	Rushing Yards	Total TDs
DeMarco Murray	Tennessee	2016	756	8
Doug Martin	Tampa Bay	2012	794	8
Adrian Peterson	Minnesota	2007	1,036	9
Eric Dickerson	Los Angeles	1983	995	14
Billy Sims	Detroit	1980	859	10
Beattie Feathers	Chicago	1934	835	8

MURRAY JOINS GEORGE AND JOHNSON

In his first year with the Titans, **DeMarco Murray** rushed for 1,287 yards and nine touchdowns on 293 carries and added 377 yards and three touchdowns on 53 receptions.

Murray became the third player in franchise history to total at least 1,200 rushing yards, 50 receptions and 12 touchdowns in a season, joining **Eddie George** (2000) and **Chris Johnson** (2009).

In 2016, the only other NFL players to accomplish the feat were Buffalo's **LeSean McCoy** (1,267 rushing yards, 50 receptions and 14 touchdowns) and Arizona's **David Johnson** (1,239 rushing yards, 80 receptions and 20 touchdowns).

Players in Titans/Oilers history with 1,200 rushing yards, 50 receptions and 12 total touchdowns in a season:

Player	Season	Rushing Yards	Receptions	Total Touchdowns
Chris Johnson	2009	2,006	50	16
Eddie George	2000	1,509	50	16
DeMarco Murray	2016	1,287	53	12

CONSECUTIVE GAMES WITH RUSHING TD

Titans running back **DeMarco Murray** scored on a 75-yard run against the Green Bay Packers on Nov. 13, 2016. The score gave him five consecutive games with a touchdown run.

Murray became the second player in franchise history to rush for at least one touchdown in five consecutive games. He matched **Earl Campbell's** franchise record, set in 1979.

Most consecutive games with a rushing touchdown, franchise history:

Player	Season	Consec. Games with a Rushing TD
1. DeMarco Murray	2016	5
Earl Campbell	1979	5
3. LenDale White	2008	4
Eddie George	2000	4
Gary Brown	1993	4
Alonzo Highsmith	1989	4
Earl Campbell	1981	4

Additionally, Murray became only the second player in franchise history to score a touchdown of any variety in six consecutive games. Wide receiver **Bill Groman** holds the franchise record with eight consecutive games in 1961 with a touchdown.

Most consecutive games with a touchdown, franchise history:

Player	Season	Consec. Games with a TD
1. Bill Groman	1961	8
2. DeMarco Murray	2016	6
3. Kenny Britt	2010	5
Chris Sanders	1995	5
Earl Campbell	1979	5
Hoyle Granger	1967	5

MOST 100-YARD RUSHING GAMES IN A SEASON

In 2014, **DeMarco Murray** totaled 12 games with at least 100 rushing yards, becoming only the seventh player since 1960 to accomplish the feat. It included an NFL record of eight consecutive 100-yard rushing games to begin the season, which broke **Jim Brown's** previous record (six).

Most 100-yard rushing games in a season, 1960–2015:

Player	Team	Season	Games
1. Barry Sanders	Detroit	1997	14
2. DeMarco Murray	Dallas	2014	12
Chris Johnson	Tennessee	2009	12
Jamal Lewis	Baltimore	2003	12
Jamal Anderson	Atlanta	1998	12
Barry Foster	Pittsburgh	1992	12
Eric Dickerson	LA Rams	1984	12



MURRAY'S CAREER 100-YARD RUSHING GAMES

DeMarco Murray's career 100-yard rushing games:

Date	Opp	W/L	Att	Yds	Avg	Lg	TD
10/23/2011	St. Louis	W	25	253	10.1	91t	1
12/4/2014	at Chicago	W	32	179	5.6	40	1
9/22/2013	St. Louis	W	26	175	6.7	41	1
9/14/2014	at Tennessee	W	29	167	5.8	22	1
9/28/2014	New Orleans	W	24	149	6.2	28t	2
12/9/2013	at Chicago	L	18	146	8.1	21	0
10/27/2014	Washington	L	19	141	7.4	51	0
11/6/2011	Seattle	W	22	139	6.3	32	0
10/5/2014	Houston	W	31	136	4.4	17	0
11/13/2011	Buffalo	W	20	135	6.8	25	1
12/15/2013	Green Bay	L	18	134	7.4	41	1
9/5/2012	at New York Giants	W	20	131	6.6	48	0
10/19/2014	New York Giants	W	28	128	4.6	21	1
11/13/2016	Green Bay	W	17	123	7.2	75t	1
10/27/2016	Jacksonville	W	21	123	5.9	22	1
1/11/2015 *	at Green Bay	L	25	123	4.9	30	1
10/9/2016	at Miami	W	27	121	4.5	14	0
11/23/2014	at New York Giants	W	24	121	5.0	18	0
9/7/2014	San Francisco	L	22	118	5.4	15	1
9/24/2017	Seattle	W	14	115	8.2	75t	1
10/12/2014	at Seattle	W	28	115	4.1	25	1
9/25/2016	Oakland	L	16	114	7.1	36	1
10/19/2015	New York Giants	W	21	112	5.3	21	1
10/23/2016	Indianapolis	L	25	107	4.3	14	1
9/21/2014	at St. Louis	W	24	100	4.2	44	1
11/9/2014	at Jacksonville	W	19	100	5.3	23	0
12/28/2014	at Washington	W	20	100	5.0	32	1

* Playoff game

2014 NFL LEADERS

As a member of the Dallas Cowboys in 2014, **DeMarco Murray** finished first in the NFL in rushing yards (1,845), scrimmage yards (2,261) and rushing touchdowns (13, tied).

Most rushing yards, 2014:

Player	Team	Rushing Yards
1. DeMarco Murray	Dallas	1,845
2. Le'Veon Bell	Pittsburgh	1,361
3. LeSean McCoy	Philadelphia	1,319
4. Marshawn Lynch	Seattle	1,306
5. Justin Forsett	Baltimore	1,266

Most scrimmage yards, 2014:

Player	Team	Scrimmage Yards
1. DeMarco Murray	Dallas	2,261
2. Le'Veon Bell	Pittsburgh	2,215
3. Matt Forte	Chicago	1,846
4. Antonio Brown	Pittsburgh	1,711
5. Marshawn Lynch	Seattle	1,673

Most rushing touchdowns, 2014:

Player	Team	Rushing Touchdowns
1. DeMarco Murray	Dallas	13
Marshawn Lynch	Seattle	13

MORE TITANS RUNNING BACKS

32 - RB DAVID FLUELLEN (5-11, 224, 1st Year, Toledo)

➤ **David Fluellen** spent Weeks 10-14 of the 2016 season on the 53-man roster and the rest of the campaign on the practice squad. He was inactive for the three games he spent on the active roster (11/20, 11/27 and 12/11).
 ➤ The 5-foot-11 inch, 224-pounder was originally signed by the Philadelphia Eagles as a rookie free agent in 2014. Before spending the 2015 season on the Titans' practice squad, Fluellen also spent time with the Indianapolis Colts.

➤ A native of Lockport, N.Y., Fluellen finished his collegiate career fourth on Toledo's all-time rushing list with 3,336 yards.

2017 Highlights:

- In four preseason games (one start), his totals included 33 carries for a team-high 161 yards and one touchdown. He finished third in the NFL in rushing yards during the preseason behind only Carolina's Cameron Artis-Payne (180 rushing yards) and Pittsburgh's Terrell Watson (173).
- **Against Oakland (9/10)**, made his NFL regular season debut on special teams.
- **At Jacksonville (9/17)**, recorded his first NFL carries, rushing for 18 yards on three attempts in the fourth quarter.

28 - RB KHALFANI MUHAMMAD (5-7, 174, Rookie, California)

➤ **Khalfani Muhammad** was selected by the Titans in the seventh round (241st overall) of the 2017 NFL Draft. He spent the first 16 games of his rookie season on the practice squad before he was signed to the 53-man roster on Dec. 29.

- The 5-foot-7 inch, 174-pounder appeared in 45 games over four seasons at California. Muhammad ranks second on the school's all-time list in kick returns with 87 and kick return yards with 1,931. His 4,575 career all-purpose yards are third (one more than fourth-place Marshawn Lynch's 4,574 yards).
- The Inglewood, Calif., native also rushed for 2,073 career yards on 359 carries while racking up 14 total touchdowns at California.

RUSHING, PASSING, RECEIVING TOUCHDOWNS


Titans running back **DeMarco Murray** completed his first career touchdown pass on Nov. 13, 2016 against Green Bay on his first career attempt.

Having already rushed for multiple touchdowns and caught multiple touchdown passes, Murray became one of only six players with at least one touchdown rushing, passing and receiving in a single season. The most recent Titans player to accomplish the feat prior to Murray was **Marcus Mariota** in 2015.

Before Mariota, the Titans/Oilers players with a rushing, passing and receiving touchdown in a season were running backs **Dave Smith** (1960), **Billy Cannon** (1962), **Sid Blanks** (1964) and **Ronnie Coleman** (1977).

Players in Titans/Oilers history with a rushing touchdown, passing touchdown and receiving touchdown in the same season:

Player (Position)	Season	Rush TD	Pass TD	Rec TD
DeMarco Murray (RB)	2016	9	1	3
Marcus Mariota (QB)	2015	2	19	1
Ronnie Coleman (RB)	1977	5	1	1
Sid Blanks (RB)	1964	6	1	6
Billy Cannon (RB)	1962	7	1	6
Dave Smith (RB)	1960	5	1	2



TITANS TIGHT ENDS

No.	Name	Ht	Wt	Exp	College
81	Smith, Jonnu	6-3	248	R	Florida International
88	Stocker, Luke	6-5	253	7	Tennessee
89	Supernaw, Phillip	6-5	255	4	Ouachita Baptist
82	Walker, Delanie	6-2	248	12	Central Missouri

#81 • TE JONNU SMITH

[CLICK FOR COMPLETE BIO \(PDF\)](#)

Tight end **Jonnu Smith** (6-3, 248) is in his rookie season. He was selected by the Titans in the third round (100th overall) of the 2017 NFL Draft.

Smith concluded his four-year career at Florida International University's all-time leader among tight ends in receptions and receiving yards, totaling 178 receptions for 2,001 yards and 18 touchdowns. On the school's all-time receiving list, regardless of position, Smith finished fourth in receptions, fifth in receiving yards and third in receiving touchdowns.

Smith finished his career registering at least one reception in every game he played. The 43-game streak was the second-longest streak of its kind in school annals.

During his senior campaign, he started 11 games and earned second-team All-Conference USA honors. He registered 42 receptions for 506 yards and four touchdowns.

As a sophomore (2014), led all college tight ends with 61 receptions, 710 receiving yards and eight touchdown catches.

Smith is a native of Philadelphia, Pa.



2017 Highlights:

- **Against Oakland (9/10)**, started in his NFL regular season debut.
- **At Jacksonville (9/17)**, recorded his first career touchdown, taking a screen pass from Marcus Mariota and going 32 yards to the end zone in the fourth quarter. Earlier in the contest, he recorded his first NFL reception for a two-yard loss.
- **Against Seattle (9/24)**, recorded his second touchdown in as many weeks. Marcus Mariota found him for a 24-yard touchdown connection in the third quarter, giving him two touchdowns in his first three career catches.
- **At Miami (10/8)**, recorded a team-high five receptions for 21 yards.
- **Against Indianapolis (10/16)**, caught one pass for 10 yards.
- **At Cleveland (10/22)**, posted two receptions for 22 yards.
- **Against Cincinnati (11/12)**, totaled 20 yards on two receptions.
- **At San Francisco (12/17)**, caught one pass for five yards.
- **Against the Los Angeles Rams (12/24)**, caught one pass for 13 yards.
- **Against Jacksonville (12/31)**, totaled 12 yards on three receptions.
- **At Kansas City (1/6)**, posted two receptions for 15 yards in his NFL playoff debut. He converted a key third down with a 10-yard catch during the Titans' game-winning touchdown drive.



Smith's 2017/Career Regular Season Statistics:

Year	GP	GS	Rec	Yds	Avg	Lg	TD
2017	16	13	18	157	8.7	32t	2

Smith's 2017/Career Postseason Statistics:

Year	GP	GS	Rec	Yds	Avg	Lg	TD
2017	1	1	2	15	7.5	10	0

Smith's College Statistics:

Year	Team	GP	GS	Rec	Yds	Avg	Lg	TD
2013	Florida Int'l	12	12	39	388	9.9	38t	2
2014	Florida Int'l	12	12	61	710	11.6	75t	8
2015	Florida Int'l	8	8	36	397	11.0	65t	4
2016	Florida Int'l	11	11	42	506	12.0	40	4
Career		43	43	178	2,001	11.2	75t	18

Smith's NFL Regular Season Single-Game Highs:

- Receptions** - 5 at Miami (10/8/17)
- Receiving Yards** - 30 at Jacksonville (9/17/17)
- Long Reception** - 32t at Jacksonville (9/17/17)
- Touchdowns** - 1 (twice, last vs. Seattle, 9/24/17)

Smith's NFL Playoff Single-Game Highs:

- Receptions** - 2 at Kansas City (1/6/18)
- Receiving Yards** - 15 at Kansas City (1/6/18)
- Long Reception** - 10 at Kansas City (1/6/18)

#89 • TE PHILLIP SUPERNAW

[CLICK FOR COMPLETE BIO \(PDF\)](#)

Tight end **Phillip Supernaw** (6-5, 255) is in his third season with the Titans. He entered the NFL as a rookie free agent with the Houston Texans in 2012.

In 2016, Supernaw played in 15 games with two starts and collected career-highs with four receptions and 62 receiving yards.

In 2015, his first season in Tennessee, Supernaw played in all 16 games for the first time in his career. He became a core member of the special teams unit and ranked second on the Titans with 14 special teams tackles.

The Katy, Texas, native and Ouachita Baptist product and spent parts of his first two seasons with the Texans before splitting time with the Baltimore Ravens and Kansas City Chiefs during the 2014 campaign.



2017 Highlights:

- **Against Seattle (9/24)**, caught one pass for three yards.
- **At Miami (10/8)**, scored his first career touchdown in the third quarter on an 11-yard pass from Matt Cassel. He tied his career high with two receptions in the game and had 16 total receiving yards. He added two special teams tackles.
- **Against Houston (12/3)**, recorded a 20-yard catch in the first quarter.
- **Against Jacksonville (12/31)**, recorded his first career fumble recovery in the second quarter on a muffed punt return by Jaydon Mickens.
- **At Kansas City (1/6)**, made his NFL playoff debut.

Supernaw's Career Regular Season Statistics:

Year	Team	GP	GS	Rec	Yds	Avg	Lg	TD
2012	Hou	0	0	Practice Squad				
2013	Hou	1	0	0	0	-	-	0
2014	Bal/KC	8	1	3	30	10.0	29	0
2015	Ten	16	1	3	32	10.7	16	0
2016	Ten	15	2	4	62	15.5	30	0
2017	Ten	16	3	4	39	9.8	20	1
Totals		56	7	14	163	11.6	30	1

Supernaw's 2017/Career Postseason Statistics:

Year	Team	GP	GS	Rec	Yds	Avg	Lg	TD
2017	Ten	1	0	0	0	-	-	0

Supernaw's Regular Season Single-Game Highs:

- Receptions** - 2 (Three times, last at Miami, 10/8/17)
- Receiving Yards** - 30 vs. Jacksonville (10/27/16)
- Receiving Touchdowns** - 1 at Miami (10/8/17)
- Long Reception** - 30 vs. Jacksonville (10/27/16)

#82 • TE DELANIE WALKER

[CLICK FOR COMPLETE BIO \(PDF\)](#)



Tight end **Delanie Walker** (6-0, 248) is in his 12th NFL season and his fifth campaign with the Titans. He was signed as an unrestricted free agent on March 14, 2013 after spending the first seven years of his career with the San Francisco 49ers.

In Walker's time with the Titans, he has put his name among the top players in franchise history at his position. From 2013–2016, he totaled 282 receptions for 3,349 yards and 23 touchdowns. All three numbers put him second in club history behind only **Frank Wycheck** (482 receptions for 4,958 yards and 27 touchdowns).

Walker posted at least 60 receptions in each of his first four seasons in Tennessee. Prior to his arrival, Wycheck was the only Titans/Oilers tight end to reach the plateau in a campaign. Walker also recorded the top three single-season receiving yardage totals in franchise history among tight ends from 2014–2016.

In 2016, Walker tied for the team lead with 65 catches for 800 yards and a career-high seven touchdowns, and he was named to his second consecutive Pro Bowl. He ranked sixth in receiving yards among NFL tight ends, and he was second in the AFC behind only Kansas City's **Travis Kelce**. Also among tight ends, his reception total tied for eighth in the NFL, and his touchdown total tied for third.

In 2015, Walker set new team records among tight ends with 94 receptions and 1,088 receiving yards. He broke his own receiving yardage record (890 in 2014) and Wycheck's reception record (70 in 1998 and 2000) for franchise tight ends. On the team's all-time single-season receptions list, regardless of position, Walker tied wide receiver **Kendall Wright** (94 receptions in 2013) for the fifth-highest total. Walker's 94 receptions tied **Jason Witten** (94 catches in 2009 and 2010) for the 10th–highest total in NFL history by a tight end.

In 2014, Walker's team-leading 890 receiving yards set a then-career high and set a new standard among Titans/Oilers tight ends, eclipsing Wycheck's 768 receiving yards in 1998. Walker's 63 receptions in 2014 at the time also led the team, set a career high, and tied for fourth in team annals.

Appearing in 15 games with 11 starts in 2013, he totaled 60 receptions for 571 yards and six touchdowns. He set then-career highs in all three categories. Also, he became the only tight end in franchise history other than Wycheck to reach 60 receptions in a single season. Wycheck accomplished the feat five times from 1997 through 2001, including 70 receptions in both 1998 and 2000 to establish the record for Titans/Oilers tight ends. Walker's six touchdown receptions tied for fourth place in franchise history among tight ends and were the most since Wycheck's six in 1996.

Prior to his arrival in Tennessee, the former sixth-round pick appeared in 99 career regular-season games with the 49ers (40 starts) and totaled 123 receptions for 1,465 yards (11.9 avg.) and eight touchdowns. A regular contributor on special teams, Walker posted 61 special teams tackles as well as 31 kickoff returns for 528 yards during his time in San Francisco.

In 2012, Walker played an integral role in the 49ers' second consec-



utive playoff season, as he teamed with Vernon Davis to form one of the NFL's top tight-end duos. He saw action in all 16 regular-season games (four starts) and set a career high with 344 yards and three touchdowns (matched career high) on 21 receptions. His average of 16.4 yards per catch was the highest among all NFL tight ends with 20 or more catches.

During the 2012 playoffs, he appeared in all three games and started in Super Bowl XLVII. In the Super Bowl, he recorded three receptions for 48 yards.

Walker was a sixth-round pick in the 2006 NFL Draft. As a rookie, he appeared in only seven games with one start. Then, in 2007, he played in all 16 contests and set a career high with 10 starts. It began a string of six seasons (2007-12) during which he missed a total of four games. In 2010, he set his career high with 29 receptions.

A native of Pomona, Calif., Walker spent two seasons (2002-03) at Mt. San Antonio (Calif.) Community College before joining the University of Central Missouri Mules for his final two collegiate campaigns (2004-05). As a wide receiver at Central Missouri, he caught 113 passes for 1,347 yards in 20 games. The 49ers selected him with the 175th overall pick in the 2006 NFL Draft.

2017 Highlights:

- **Against Oakland (9/10)**, led the Titans with seven receptions and 76 receiving yards. Both totals were the best of Walker's career in a Week 1 performance.
- **At Jacksonville (9/17)**, from Jacksonville's one-yard line in the third quarter, he took a handoff from quarterback Marcus Mariota and scored his first career rushing touchdown. He also paced the club as a receiver with four catches for 61 yards.
- **Against Seattle (9/24)**, posted 31 yards on three receptions.
- **At Houston (10/1)**, tied for the team lead with three receptions and led the team with 51 receiving yards. On a 21-yard reception in the second quarter, he reached the 5,000-yard career receiving mark. He became the eighth active NFL tight end to accomplish the feat, joining Jason Witten, Antonio Gates, Greg Olsen, Vernon Davis, Jimmy Graham, Rob Gronkowski and Benjamin Watson. He also became the 10th player in franchise history to reach 300 receptions with the team and the first since Nate Washington in 2014. Only one other tight end—Frank Wycheck (482)—reached 300 catches with the organization.
- **At Miami (10/8)**, caught three passes for 25 yards.
- **Against Indianapolis (10/16)**, totaled four receptions for 17 yards.
- **At Cleveland (10/22)**, led the team with seven receptions and 63 receiving yards. With his first reception of the game, he moved into sole possession of ninth place on the team's all-time receptions list, passing former Titans wide receiver Nate Washington (307).
- **Against Baltimore (11/5)**, led the team with five receptions and 71 receiving yards. He provided a crucial 25-yard catch during the team's touchdown drive in the fourth quarter.
- **Against Cincinnati (11/12)**, led the team with six catches and 63 receiving yards. He totaled two receptions for 28 yards during the game-winning drive in the fourth quarter. On his fourth catch of the day, he recorded his 323rd reception as a member of the Titans, passing former Oilers wide receiver Curtis Duncan (322) for eighth place on the franchise's all-time receptions list.
- **At Pittsburgh (11/16)**, led the team with six receptions and had a season-high 92 receiving yards. In the third quarter, he caught a 42-yard pass from Marcus Mariota to record his longest reception of the season.
- **At Indianapolis (11/26)**, led the team with 63 yards and tied for the team lead with four receptions. On his first reception of the game, a 14-yarder, he became the sixth player in franchise history to record 50 receptions in at least five different seasons and only the fifth to do so in five consecutive seasons (Ernest Givins, Frank Wycheck, Haywood Jeffires and Derrick Mason). He passed former Oilers wide receiver Curtis Duncan (3,935 receiving yards) for 10th place on the franchise's all-time receiving yards list. Walker has 3,962 receiving yards since joining the Titans in 2013. In the first quarter, he caught a 37-yard pass for his second-longest catch of 2017. In the third quarter, he caught a two-yard touchdown pass from Marcus Mariota for his first touchdown catch of 2017.
- **Against Houston (12/3)**, led the team with five receptions for 63 yards and one touchdown. He became the 10th player in franchise history and the second tight end in franchise history to reach 4,000 career receiving yards with the club. With his 72nd consecutive game as a member of the Titans with at least one catch, he moved ahead of Nate Washington (71 consecutive games) for the fifth-longest streak in franchise history. Walker notched his third overall touchdown of 2017 (one rushing and two receiving) and his 33rd career touchdown reception. Late in the third quarter, he scored on a 24-yard pass from Marcus Mariota, registering his 25th touch-

GAME PREVIEW

TEAM NOTES

PLAYER NOTES

MEDIA

STATISTICS

ROSTERS



down reception in a Titans uniform. In doing so, he tied former Titans wide receiver Drew Bennett (25) for the 10th place on the franchise's all-time list for career touchdown receptions.

➤ **At Arizona (12/10)**, recorded a team-high five receptions for 42 yards. On an 11-yard catch in the first quarter, he passed former wide receiver Drew Bennett (4,033 career receiving yards) for ninth place on the team's all-time receiving yards list. He reached 60 receptions for the fifth consecutive season, becoming only the fourth player and second tight end in franchise history to accomplish the feat. Walker joined tight end Frank Wycheck (five consecutive seasons) and wide receivers Haywood Jeffires (six) and Derrick Mason (five) as the team's only players to do so.

➤ **At San Francisco (12/17)**, caught five passes for 37 yards and one touchdown in his first game in San Francisco since leaving as a free agent in 2013. Late in the second quarter, he scored on a four-yard pass from Marcus Mariota. It was his 26th touchdown catch as a member of the Titans, which surpassed former wide receiver Drew Bennett's career total (25) for 10th place on the franchise's all-time touchdown receptions list.

➤ **Against the Los Angeles Rams (12/24)**, caught three passes for 33 yards.

➤ **Against Jacksonville (12/31)**, recorded 19 yards on three receptions in his 175th career game. On a nine-yard catch in the third quarter, he reached the 800-yard receiving mark for the fourth consecutive season and finished the season with 807 yards. No other tight end in franchise history has a single 800-yard receiving season. He finished the regular season with 74 receptions and 807 receiving yards. Among all NFL tight ends, he tied for third in receptions (83 by Travis Kelce, 80 by Jack Doyle and 74 by Zach Ertz) and ranked fourth in receiving yards (1,084 by Rob Gronkowski, 1,038 by Kelce and 824 by Ertz).

➤ **At Kansas City (1/6)**, set career postseason highs and led the Titans with six receptions for 74 yards. During the game-winning drive, he converted a third down with a nine-yard catch.

Walker's Career Regular Season Statistics:

Year	Team	GP	GS	Rec	Yds	Avg	Lg	TD
2006	SF	7	1	2	30	15.0	29	0
2007	SF	16	10	21	174	8.3	26	1
2008	SF	15	2	10	155	15.5	53	1
2009	SF	16	8	21	233	11.1	39	0
2010	SF	14	8	29	331	11.4	38	0
2011	SF	15	7	19	198	10.4	29t	3
2012	SF	16	4	21	344	16.4	45	3
2013	Ten	15	11	60	571	9.5	33	6
2014	Ten	15	14	63	890	14.1	68	4
2015	Ten	15	10	94	1,088	11.6	61t	6
2016	Ten	15	10	65	800	12.3	47	7
2017	Ten	16	11	74	807	10.9	42	3
Totals		175	95	479	5,621	11.7	68	34

Walker's Career Postseason Statistics:

Year	Team	GP	GS	Rec	Yds	Avg	Lg	TD
2011	SF	1	1	2	36	18.0	29	0
2012	SF	3	1	5	85	17.0	28	0
2017	Ten	1	1	6	74	12.3	22	0
Totals		5	3	13	195	15.0	29	0

Walker's Regular Season Single-Game Highs:

- Receptions** - 10 (Twice, last vs. Dallas 9/14/14)
- Receiving Yards** - 155 at Philadelphia (11/23/14)
- Long Reception** - 68 at Philadelphia (11/23/14)
- Touchdowns** - 2 (Twice, last at New England 12/20/15)

Walker's Playoff Single-Game Highs:

- Receptions** - 6 at Kansas City (1/6/18)
- Receiving Yards** - 74 at Kansas City (1/6/18)
- Long Reception** - 22 at Kansas City (1/6/18)

TIGHT ENDS IN 2017

In 2017, **Delanie Walker** led the Titans with 74 receptions and 807 receiving yards. Among all tight ends, his reception total was eclipsed by only that of **Travis Kelce** (83) and **Jack Doyle** (80), and his yardage total ranked fourth behind **Rob Gronkowski** (1,084), Kelce (1,038) and **Zach Ertz** (824).

Most receptions by tight ends in 2017:

Tight End	Team	Receptions
1. Travis Kelce	Kansas City	83
2. Jack Doyle	Indianapolis	80
3. Delanie Walker	Tennessee	74
Zach Ertz	Philadelphia	74
5. Rob Gronkowski	New England	69
6. Evan Engram	NY Giants	64
7. Jason Witten	Dallas	63
8. Benjamin Watson	Baltimore	61
9. Jimmy Graham	Seattle	57
Kyle Rudolph	Minnesota	57

Most receiving yards by tight ends in 2017:

Tight End	Team	Receiving Yards
1. Rob Gronkowski	New England	1,084
2. Travis Kelce	Kansas City	1,038
3. Zach Ertz	Philadelphia	824
4. Delanie Walker	Tennessee	807
5. Evan Engram	NY Giants	722
6. Jack Doyle	Indianapolis	690
7. Jared Cook	Oakland	688
8. Vernon Davis	Washington	648
9. Cameron Brate	Tampa Bay	591
10. Hunter Henry	LA Chargers	579

CAREER CATCHES BY FRANCHISE TIGHT ENDS

On Nov. 13, 2016, **Delanie Walker** moved into second place on the team's all-time receptions list among tight ends.

Walker, who was signed as an unrestricted free agent in 2013, trails only former tight end **Frank Wycheck** (482) on the club's tight ends list.

Most career receptions by a tight end in franchise history:

Player	Seasons	Rec	Yds	Avg	Lg	TD
1. Frank Wycheck	1995-2003	482	4,958	10.3	42	27
2. Delanie Walker	2013-2017	356	4,156	11.7	68	26
3. Bo Scaife	2005-2010	251	2,383	9.5	44	12
4. Alvin Reed	1967-1972	199	2,818	14.2	60	11
5. Erron Kinney	2000-2005	178	1,750	9.8	31	10
6. Willard Dewveall	1961-1964	141	2,080	14.8	98t	19
7. Mike Barber	1976-1981	140	1,886	13.5	79t	13
8. Jared Cook	2009-2012	131	1,717	13.1	80t	8
9. Bob McLeod	1961-1966	126	1,926	15.3	55	19
10. Jamie Williams	1984-1988	121	1,420	11.7	33	8

FRANCHISE RECEIVING LIST

Among all players in franchise history, tight end **Delanie Walker** ranks eighth in career receptions. He passed **Nate Washington** (307 receptions) and **Curtis Duncan** (322 receptions) in 2017.

Most career receptions in franchise history:

Player (Position)	Seasons	Rec	Yds	Avg	Lg	TD
1. Ernest Givins (WR)	1986-1994	542	7,935	14.6	83t	46
2. Haywood Jeffires (WR)	1987-1995	515	6,119	11.9	87t	47
3. Frank Wycheck (TE)	1995-2003	482	4,958	10.3	42	27
4. Drew Hill (WR)	1985-1991	480	7,477	15.6	81t	47
5. Derrick Mason (WR)	1997-2004	453	6,114	13.5	71t	37
6. Charlie Hennigan (WR)	1960-1966	410	6,823	16.6	80	51
7. Ken Burrough (WR)	1971-1981	408	6,906	16.9	85t	47
8. Delanie Walker (TE)	2013-2017	356	4,156	11.7	68	26
9. Curtis Duncan (WR)	1987-1993	322	3,935	12.2	72	20
10. Nate Washington (WR)	2009-2014	307	4,591	15.0	80t	28

CAREER REC. YARDS BY ACTIVE TIGHT ENDS

At Houston on Oct. 1, 2017, **Delanie Walker** became the eighth active NFL tight end to reach 5,000 career receiving yards. He joined **Jason Witten**, **Antonio Gates**, **Greg Olsen**, **Vernon Davis**, **Jimmy Graham**, **Rob Gronkowski** and **Benjamin Watson**.

Most career receiving yards among active NFL tight ends:

Tight End	Receptions	Yards
1. Jason Witten	1,152	12,448
2. Antonio Gates	927	11,508
3. Greg Olsen	639	7,556
4. Rob Gronkowski	474	7,179
5. Vernon Davis	548	7,072
6. Jimmy Graham	556	6,800
7. Delanie Walker	479	5,621
8. Benjamin Watson	495	5,485
9. Brent Celek	398	4,998
10. Martellus Bennett	433	4,573

50-CATCH SEASONS, FRANCHISE HISTORY

Delanie Walker recorded his fifth consecutive campaign with at least 50 catches in 2017. He became the sixth player in franchise history to record 50 receptions in at least five different seasons. Only four previous Oilers/Titans did so in five consecutive seasons.

Walker joined the Titans as a free agent in 2013. Since then, he has posted season totals of 60 (2013), 63 (2014), 94 (2015) and 65 (2016) receptions.

Most consecutive seasons with 50 or more receptions, franchise history:

Player (Pos)	Years	Consecutive Seasons
1. Ernest Givins (WR)	1986-1993	8
2. Frank Wycheck (TE)	1996-2001	6
Haywood Jeffires (WR)	1990-1995	6
4. Delanie Walker (TE)	2013-2017	5
Derrick Mason (WR)	2000-2004	5
6. Charlie Hennigan (WR)	1961-1964	4

Most total seasons with 50 or more receptions, franchise history:

Player (Pos)	Years	Total Seasons
1. Ernest Givins (WR)	1986-1993	8
2. Frank Wycheck (TE)	1996-2001	6
Haywood Jeffires (WR)	1990-1995	6
Drew Hill (WR)	1985-1986; 1988-1991	6
5. Delanie Walker (TE)	2013-2017	5
Derrick Mason (WR)	2000-2004	5
7. Charlie Hennigan (WR)	1961-1964	4

TIGHT END RECEPTIONS, 2013-17

Delanie Walker joined the Titans in 2013 as an unrestricted free agent from the San Francisco 49ers. Since that time, no NFL tight end has more repetitions than Walker.

Most receptions among tight ends, 2013-2017:

Tight End	Receptions	Rec Yards
1. Delanie Walker	356	4,156
2. Jason Witten	346	3,500
3. Jimmy Graham	341	4,152
4. Greg Olsen	331	4,192
5. Zach Ertz	321	3,664
6. Travis Kelce	307	3,900
7. Martellus Bennett	293	3,101
8. Rob Gronkowski	287	4,516
9. Antonio Gates	285	3,187
10. Charles Clay	284	3,002

RECEPTIONS OF 25+ YARDS, 2014-17

Since the start of the 2014 campaign, **Delanie Walker** ranks third in the NFL among tight ends in receptions of 25 yards or longer. Only New England's **Rob Gronkowski** and Kansas City's **Travis Kelce** have more.

Tight ends with the most receptions of 25 yards or longer, 2014-2017:

Tight End	Total Receptions	Receptions of 25+ Yards
1. Rob Gronkowski	248	48
2. Travis Kelce	307	30
3. Delanie Walker	296	27
4. Greg Olsen	258	22
5. Coby Fleener	177	21
6. Jared Cook	175	20
Jimmy Graham	255	20
8. Vernon Davis	151	19
9. Martellus Bennett	228	17
Charles Clay	215	17

SECOND FASTEST TO 300 RECEPTIONS

On Oct. 1, 2017 at Houston, **Delanie Walker** became the 10th player in franchise history to record at least 300 receptions with the club. Walker reached the milestone in his 64th game with the team. Of the 10 members of the franchise's 300-catch club, he was the second-fastest to the mark and the fastest in half a century. Former Oilers receiver **Charlie Hennigan**, who played from 1960-1966, needed only 56 games to get to 300 receptions.

Games needed to reach 300 receptions with the Titans/Oilers:

Player	Seasons with Club	Games to Reach 300 Receptions
1. Charlie Hennigan	1960-1966	56
2. Delanie Walker	2013-2017	64
3. Haywood Jeffires	1987-1995	70
4. Drew Hill	1985-1991	72
5. Ernest Givins	1986-1994	74
6. Frank Wycheck	1995-2003	82
7. Nate Washington	2009-2014	92
8. Curtis Duncan	1987-1993	96
Derrick Mason	1997-2004	96
10. Ken Burrough	1971-1981	104

SEASON REC YARDS BY FRANCHISE TIGHT ENDS

With 1,088 receiving yards in 2015, **Delanie Walker** broke his own single-season franchise record for receiving yards by a tight end, topping his 2014 total of 890 yards.

Prior to 2014, **Frank Wycheck** held the mark with 768 receiving yards in 1998.

Including 2017, Walker now owns the top four single-season receiving yardage totals in franchise history among tight ends.

Most single-season receiving yards by Titans/Oilers tight ends:

Player	Season	Rec	Yards	Avg	Lg	TD
1. Delanie Walker	2015	94	1,088	11.6	61t	6
2. Delanie Walker	2014	63	890	14.1	68	4
3. Delanie Walker	2017	74	807	10.9	42	3
4. Delanie Walker	2016	65	800	12.3	47	7
5. Frank Wycheck	1998	70	768	11.0	38	2
6. Jared Cook	2011	49	759	15.5	80t	3
7. Willard Dewveall	1963	58	752	13.0	35	7
8. Frank Wycheck	1997	63	748	11.9	42	4
9. Alvin Reed	1968	46	747	16.2	60	5
10. Mike Barber	1980	59	712	12.1	79t	5

RECEIVING YARDS BY TIGHT ENDS IN 2016

In 2016, **Delanie Walker** ranked sixth in receiving yards among all tight ends. He was second in the AFC behind only Kansas City's **Travis Kelce**.

Also among tight ends in 2016, Walker tied for eighth in receptions (65) and tied for third in touchdown receptions (seven).

Most receiving yards among NFL tight ends in 2016:

Tight End	Team	Receptions	Yards
1. Travis Kelce	KC	85	1,125
2. Greg Olsen	Car	80	1,073
3. Jimmy Graham	Sea	65	923
4. Kyle Rudolph	Min	83	840
5. Zach Ertz	Phi	78	816
6. Delanie Walker	Ten	65	800
7. Dennis Pitta	Bal	86	729
8. Eric Ebron	Det	61	711
9. Martellus Bennett	NE	55	701
10. Jordan Reed	Was	66	686

RECEPTIONS IN A SEASON, TEAM HISTORY

Delanie Walker's 94 receptions in 2015 tied wide receiver **Kendall Wright** (94 receptions in 2013) for the fifth-highest total in franchise history. The only players with more were **Charlie Hennigan** (101 in 1964), **Haywood Jeffires** (100 in 1991) and **Derrick Mason** (96 in 2004 and 95 in 2003).

Most single-season receptions by a Titans/Oilers player:

Player	Season	Rec	Yards	Avg	Lg	TD
1. Charlie Hennigan	1964	101	1,546	15.3	53	8
2. Haywood Jeffires	1991	100	1,181	11.8	44	7
3. Derrick Mason	2004	96	1,168	12.2	37t	7
4. Derrick Mason	2003	95	1,303	13.7	50t	8
5. Delanie Walker	2015	94	1,088	11.6	61t	6
Kendall Wright	2013	94	1,079	11.5	45	2
7. Drew Hill	1991	90	1,109	12.3	61t	4
Haywood Jeffires	1992	90	913	10.1	47	9
9. Tim Smith	1983	83	1,176	14.2	47t	6
10. Curtis Duncan	1992	82	954	11.6	72	1
Charley Hennigan	1961	82	1,746	21.3	80	12

SEASON RECEPTIONS, FRANCHISE TIGHT ENDS

At the New York Jets on Dec. 13, 2015, **Delanie Walker** set a new standard for franchise tight ends. On his 71st reception of the season, he broke **Frank Wycheck's** franchise record for the most receptions in a season by a tight end. Walker eventually finished the season with 94 receptions.

Walker owns five of the top 10 single-season reception totals among franchise tight ends.

Most single-season receptions by Titans/Oilers tight ends:

Player	Season	Rec	Yards	Avg	Lg	TD
1. Delanie Walker	2015	94	1,088	11.6	61t	6
2. Delanie Walker	2017	74	807	10.9	42	3
3. Frank Wycheck	1998	70	768	11.0	38	2
Frank Wycheck	2000	70	636	9.1	26	4
5. Frank Wycheck	1999	69	641	9.3	35	2
6. Delanie Walker	2016	65	800	12.3	47	7
7. Delanie Walker	2014	63	890	14.1	68	4
Frank Wycheck	1997	63	748	11.9	42	4
9. Frank Wycheck	2001	60	672	11.2	30	4
Delanie Walker	2013	60	571	9.5	33	6

SEASON RECEPTIONS BY NFL TIGHT ENDS

In 2015, Titans tight end **Delanie Walker** set a new standard for franchise tight ends, accumulating 94 receptions.

Additionally, Walker became the ninth tight end in NFL history to reach 90 catches in a season. Previously, eight tight ends in history produced 16 total 90-catch seasons. **Tony Gonzalez** (five), **Jason Witten** (four) and **Todd Christensen** (two) all have multiple 90-reception campaigns. **Dallas Clark**, **Jimmy Graham**, **Ben Coates**, **Martellus Bennett** and **Rob Gronkowski** are the others to reach the mark.

Walker's 94 catches in a season put him in a tie for the 10th-most in NFL history, equaling Witten's 2009 and 2010 numbers.

Most single-season receptions by a tight end in NFL history:

Player	Year/Team	Rec	Yds	Avg	Lg	TD
1. Jason Witten	2012 Dal	110	1,039	9.4	36	3
2. Tony Gonzalez	2004 KC	102	1,258	12.3	32	7
3. Dallas Clark	2009 Ind	100	1,106	11.1	80t	10
4. Tony Gonzalez	2007 KC	99	1,172	11.8	31	5
Jimmy Graham	2011 NO	99	1,310	13.2	59	11
6. Ben Coates	1994 NE	96	1,174	12.2	62t	7
Tony Gonzalez	2008 KC	96	1,058	11.0	35	10
Jason Witten	2007 Dal	96	1,145	11.9	53	7
9. Todd Christensen	1986 LA Raiders	95	1,153	12.1	35	8
10. Delanie Walker	2015 Ten	94	1,088	11.6	61t	6
Jason Witten	2009 Dal	94	1,030	11.0	69	2
Jason Witten	2010 Dal	94	1,002	10.7	33	9
13. Tony Gonzalez	2000 KC	93	1,203	12.9	39	9
Tony Gonzalez	2012 Atl	93	930	10.0	25	8
15. Todd Christensen	1983 LA Raiders	92	1,247	13.6	45	12
16. Martellus Bennett	2014 Chi	90	916	10.2	37	6
Rob Gronkowski	2011 NE	90	1,327	14.7	52t	17

RECEPTIONS BY NFL TIGHT ENDS IN 2015

In 2015, **Delanie Walker** ranked first in receptions among all NFL tight ends.

Most receptions among NFL tight ends in 2015:

Tight End	Team	Receptions
1. Delanie Walker	Ten	94
2. Jordan Reed	Was	87
3. Gary Barnidge	Cle	79
4. Greg Olsen	Car	77
Jason Witten	Dal	77
6. Zach Ertz	Phi	75
7. Benjamin Watson	NO	74
8. Rob Gronkowski	NE	72
Travis Kelce	KC	72
10. Heath Miller	Pit	60

TWO-YEAR YARDAGE TOTALS

Delanie Walker's receiving yardage total from 2014–2015 was the highest two-year total in franchise history by a tight end. Walker topped Frank Wycheck's stretch from 1997–1998, when he accumulated 1,516 receiving yards.

Most receiving yards in a two-year span by Titans/Oilers tight ends:

Tight End	Seasons	Two-Year Rec Yards Total
1. Delanie Walker	2014-15	1,978
2. Delanie Walker	2015-16	1,888
3. Delanie Walker	2016-17	1,607
4. Delanie Walker	2013-14	1,461
5. Frank Wycheck	1997-98	1,516
6. Alvin Reed	1968-69	1,411
7. Frank Wycheck	1998-99	1,409
8. Willard Dewveall	1962-63	1,328
9. Frank Wycheck	2000-01	1,308
10. Willard Dewveall	1963-64	1,304

TD RECEPTIONS BY FRANCHISE TIGHT ENDS

In 2016, Delanie Walker set his career high with seven touchdown receptions in a season, topping his previous high total of six touchdowns in 2013, which he later matched in 2015.

Walker's seven touchdown receptions in 2016 are the most by a Titans/Oilers tight end since Pro Football Hall of Famer Dave Casper's eight touchdown catches in 1981. Walker tied Willard Dewveall (seven in 1963) for the third-highest total in franchise history among tight ends.

Most single-season touchdown receptions by a tight end in franchise history (1960–present):

Tight End	Year	Touchdown Receptions
1. Dave Casper	1981	8
Willie Frazier	1965	8
3. Delanie Walker	2016	7
Willard Dewveall	1963	7
5. Delanie Walker	2015	6
Delanie Walker	2013	6
Frank Wycheck	1996	6
Dave Casper	1982	6
Bob McLeod	1962	6
10. Mike Barber	1980	5
Rich Caster	1978	5
Alvin Reed	1968	5
Bob McLeod	1963	5
Willard Dewveall	1962	5

50-YARD RECEPTIONS, 2013-2015

No tight end in the NFL has as many receptions of 50-plus yards as Delanie Walker over the last three seasons. His four 50-yard catches are more than Rob Gronkowski, Vernon Davis and Jordan Cameron, who each have three in that timespan.

In 2015, Walker posted a 57-yard touchdown reception at New England (Dec. 20) and a 61-yard touchdown at New Orleans (Nov. 8). His other 50-yard receptions in the last three seasons include a 61-yard touchdown against Dallas on Sept. 14, 2014 and a 68-yard reception at Philadelphia on Nov. 23, 2014.

Tight ends with the most 50-yard receptions from 2013–2015:

Tight End	Team(s)	Receptions of 50 Yards or More
1. Delanie Walker	Tennessee	4
2. Rob Gronkowski	New England	3
Vernon Davis	San Francisco/Denver	3
Jordan Cameron	Cleveland/Miami	3
5. Jimmy Graham	New Orleans/Seattle	2
Coby Fleener	Indianapolis Colts	2

WALKER'S CAREER 100-YARD RECEIVING GAMES

Delanie Walker's career 100-yard games:

Date	Opp	No.	Yds.	Avg.	Lg	TD
11/23/14	at Philadelphia	5	155	31.0	68	0
9/14/14	Dallas	10	142	14.2	61t	1
11/13/16	Green Bay	9	124	13.8	41	1
11/19/15	at Jacksonville	8	109	13.6	29	0

RECEIVING YARDS BY TIGHT ENDS IN 2014

Titans tight end Delanie Walker ranked fourth among all NFL tight ends in 2014 in receiving yards. His receiving average (14.1) was the second-highest among all qualifying tight ends, trailing only Coby Fleener (15.2).

Most receiving yards among NFL tight ends in 2014:

Player	Team	Rec	Yards	Avg	Lg	TD
1. Rob Gronkowski	NE	82	1,124	13.7	46t	12
2. Greg Olsen	Car	84	1,008	12.0	38	6
3. Martellus Bennett	Chi	90	916	10.2	37	6
4. Delanie Walker	Ten	63	890	14.1	68	4
5. Jimmy Graham	NO	85	889	10.5	29	10
6. Travis Kelce	KC	67	862	12.9	34	5
7. Antonio Gates	SD	69	821	11.9	34	12
8. Coby Fleener	Ind	51	774	15.2	73t	8
9. Heath Miller	Pit	66	761	11.5	49	3
10. Jason Witten	Dal	64	703	11.0	34	5

REC YARDS IN A GAME, TITANS TIGHT ENDS

At Philadelphia on Nov. 23, 2014, Delanie Walker caught five passes for 155 yards. His yardage total set a new single-game career high, and the total also qualified as the second-highest in franchise history by a tight end. The only tight end with more receiving yards in a game for the franchise was Jared Cook, who had 169 yards against Jacksonville on Dec. 24, 2011.

Earlier in the 2014 season, Walker posted 142 receiving yards against the Dallas Cowboys (Sept. 14), a total that ranks fourth in team annals.

Most receiving yards in a game by a tight end, franchise history:

Player	Date	Opp	Rec	Yds	Avg	TD
1. Jared Cook	12/24/11	Jax	8	169	21.1	1
2. Delanie Walker	11/23/14	Phi	5	155	31.0	0
3. Dave Casper	11/30/80	Cle	7	150	21.4	1
4. Delanie Walker	09/14/14	Dal	10	142	14.2	1
5. Dave Casper	12/20/81	Pit	6	139	23.2	3
6. Willard Dewveall	11/25/62	SD	3	139	46.3	2
7. Willard Dewveall	12/22/63	Oak	7	137	19.6	2
8. Alvin Reed	10/27/68	Buf	4	132	33.0	2
9. Delanie Walker	11/13/16	GB	9	124	13.8	1
10. Alvin Reed	09/29/68	Oak	8	122	15.3	0

MORE TITANS TIGHT ENDS

88 - TE LUKE STOCKER (6-5, 253, 7th Year, Tennessee)

- Luke Stocker (6-5, 253) was signed by the Titans as a free agent on Dec. 4, 2017 after being waived by the Tampa Bay Buccaneers on Nov. 28.
- Stocker is in his seventh NFL season. He was selected by the Buccaneers in the fourth round of the 2011 NFL Draft.
- He arrived in Tennessee with 80 games of NFL experience, including 56 starts, all with the Buccaneers. In his first 80 games, he totaled 52 receptions for 400 yards and three touchdowns.
- A three-year starter and captain at the University of Tennessee, Stocker recorded 85 receptions for 956 yards and eight touchdowns during his college career.
- He is a native of Berea, Ky.



TITANS WIDE RECEIVERS

No.	Name	Ht	Wt	Exp	College
84	Davis, Corey	6-3	209	R	Western Michigan
87	Decker, Eric	6-3	214	8	Minnesota
83	Douglas, Harry	6-0	183	10	Louisville
18	Matthews, Rishard	6-0	217	6	Nevada
19	Sharpe, Tajaé (IR)	6-2	194	2	Massachusetts
13	Taylor, Taywan	5-11	203	R	Western Kentucky
14	Weems, Eric	5-9	195	10	Bethune-Cookman

#84 • WR COREY DAVIS

[CLICK FOR COMPLETE BIO \(PDF\)](#)

The Titans selected wide receiver **Corey Davis** with the fifth overall pick in the first round of the 2017 NFL Draft.

In four seasons at Western Michigan (2013–2016), Davis played and started 50 games. He registered 332 career receptions for 5,285 yards and 52 touchdowns, setting the Mid-American Conference record in each category and becoming the only player in FBS history with 300 catches, 5,000 yards and 50 touchdowns. His 5,285 career receiving yards were the most in FBS history, and he ended his career ranked second all-time in FBS history with 52 career receiving touchdowns (60 by Jarrett Dillard). Davis' 332 career receptions ranked fourth all-time in FBS annals.

As a senior, he set career highs with 97 receptions, 1,500 receiving yards and 19 touchdowns, ranking eighth, seventh and first (tied) in the FBS, respectively. He helped the Broncos win the MAC and go undefeated until suffering their first loss in the Cotton Bowl. Davis' record-setting, All-American campaign included five games of 100-plus yards and six games of two or more receiving touchdowns.

Davis is a native of Wheaton, Ill.

2017 Highlights:

- **Against Oakland (9/10)**, made his NFL debut in the first quarter. His first career catch was a 23-yard grab on third-and-eight to the Oakland 10-yard line, setting up a Titans touchdown on the next snap. He finished the game with six receptions for 69 yards. In the team's "Titans era" (1999-2017), his reception total ranked second among all rookies in Week 1 games. Only Tajaé Sharpe had more, with seven catches on Sept. 11, 2016. Only Sharpe (76 yards) and Kenny Britt (85 yards on Sept. 10, 2009) had more receiving yards than Davis in a rookie Week 1 debut.
- **At Jacksonville (9/17)**, recorded his first career start and caught one pass for four yards.



- **Against Seattle (9/24), at Houston (10/1), at Miami (10/8), against Indianapolis (10/16) and at Cleveland (10/22)**, he was inactive with a hamstring injury.
- **Against Baltimore (11/5)**, returned to action and started after missing the previous five contests with a hamstring injury. He recorded a pair of receptions for 28 yards, including an acrobatic 23-yard grab along the sideline to help set up a touchdown in the first quarter.
- **Against Cincinnati (11/12)**, posted 48 yards on four receptions.
- **At Pittsburgh (11/16)**, caught three passes for 27 yards.
- **At Indianapolis (11/26)**, tied for the team lead with four receptions. His 39 receiving yards included a crucial 19-yard grab in the fourth quarter during the game-winning touchdown drive.
- **Against Houston (12/3)**, caught two passes for 12 yards.
- **At Arizona (12/10)**, recorded three receptions for 29 yards.
- **At San Francisco (12/17)**, posted three catches for 28 yards.
- **Against the Los Angeles Rams (12/24)**, led the team and set a new career high with 91 receiving yards. His six receptions tied for the team lead and tied his career high. His day included a 37-yard reception in the third quarter.
- **At Kansas City (1/6)**, caught four passes for 35 yards in his NFL playoff debut.

Davis' 2017/Career Regular Season Statistics:

Year	Team	GP	GS	Rec	Yds	Avg	Lg	TD
2017	Ten	11	9	34	375	11.0	37	0

Davis' 2017/Career Postseason Statistics:

Year	Team	GP	GS	Rec	Yds	Avg	Lg	TD
2017	Ten	1	1	4	35	8.8	13	0

Davis' College Statistics:

Year	Team	GP	GS	Rec	Yds	Avg	Lg	TD
2013	Western Mich	11	11	67	941	14.0	75t	6
2014	Western Mich	12	12	78	1,408	18.1	75t	15
2015	Western Mich	13	13	90	1,436	16.0	80t	12
2016	Western Mich	14	14	97	1,500	15.5	70t	19
Career		50	50	332	5,285	15.9	80t	52

Davis' NFL Regular Season Single-Game Highs:

- Receptions** - 6 (Twice, last vs. Los Angeles Rams, 12/24/17)
- Receiving Yards** - 91 vs. Los Angeles Rams (12/24/17)
- Long Reception** - 37 vs. Los Angeles Rams (12/24/17)
- Receiving Touchdowns** - (none)

Davis' NFL Playoff Single-Game Highs:

- Receptions** - 4 at Kansas City (1/6/18)
- Receiving Yards** - 35 at Kansas City (1/6/18)
- Long Reception** - 13 at Kansas City (1/6/18)

#87 • WR ERIC DECKER

[CLICK FOR COMPLETE BIO \(PDF\)](#)

Eric Decker (6-3, 214) is in his eighth NFL season and his first campaign with the Titans. He was signed as an unrestricted free agent on June 19, 2017.

Decker spent the first four seasons of his career as a member of the Denver Broncos and the next three years with the New York Jets, building a résumé that includes three 1,000-yard receiving seasons and three double-digit touchdown campaigns. He arrived in Tennessee with 385 career catches for 5,253 yards and 52 touchdowns.

As a member of the Jets in 2016, Decker was limited to three games as he dealt with a shoulder injury. He caught nine passes for 194 yards and a pair of touchdowns.

From 2012–2016, despite missing most of the latter campaign, Decker's 43 receiving touchdowns tied for fifth in the NFL with 43 receiving touchdowns. Of that total, his 33 red zone touchdowns were second in the NFL behind only **Brandon Marshall** (35).

From 2012–2015, there were only three NFL players with at least 70 receptions, 900 receiving yards and five touchdowns in every season. The short list included Decker, **Calvin Johnson** and **Demaryius Thomas**.

The Cold Spring, Minn., native was originally selected by the Denver Broncos in the third round (87th overall) of the 2010 NFL Draft following his time at the University of Minnesota, where he was a two-sport athlete in foot-





ball and baseball. On the gridiron, he totaled 227 receptions for 3,119 yards (13.7 avg.) with 24 touchdowns.

2017 Highlights:

- **Against Oakland (9/10)**, started in his Titans debut and caught three passes for 10 yards.
- **At Jacksonville (9/17)**, totaled three receptions for 32 yards. In the fourth quarter, he fielded an onside kick and raced 22 yards on the return to help set up a Titans touchdown. It was his first kickoff return since 2011 as a member of the Denver Broncos.
- **Against Seattle (9/24)**, recorded four catches for 49 yards, including a 17-yard reception on third-and-15 in the first quarter that helped continue a scoring drive.
- **At Houston (10/1)**, caught two passes for 13 yards.
- **At Miami (10/8)**, participated in his 100th career game in the regular season and caught four passes for 34 yards. On his third reception of the game, a seven-yard grab, he reached 400 career receptions. He became the 30th active NFL player to hit the mark.
- **Against Indianapolis (10/16)**, led the team and set season highs with seven receptions and 88 receiving yards. Five of his seven catches resulted in first downs.
- **Against Baltimore (11/5)**, scored his first touchdown in a Titans uniform, hauling in an 11-yard touchdown pass from Marcus Mariota in the fourth quarter that proved to be the difference in a 23-20 victory. He totaled three receptions for 21 yards in the contest.
- **Against Cincinnati (11/12)**, caught two passes for 19 yards. On the game-winning possession in the fourth quarter, he caught a 10-yard pass for a first down and drew a key defensive holding penalty on third down to keep the drive alive.
- **At Pittsburgh (11/16)**, posted 37 yards on three receptions.
- **At Indianapolis (11/26)**, totaled 23 yards on three catches.
- **Against Houston (12/3)**, caught three passes for 27 yards and forced a pass interference penalty on the Texans in the fourth quarter.
- **At Arizona (12/10)**, led the offense with 56 yards on three receptions. In the third quarter, he recorded his longest catch of the season, hauling in a pass from Marcus Mariota for 29 yards.
- **At San Francisco (12/17)**, caught five passes for 63 yards.
- **Against the Los Angeles Rams (12/24)**, tied for the team lead with six receptions. His 73 yards ranked second on the team. Both numbers were his second-best totals of the season.
- **Against Jacksonville (12/31)**, caught three passes for 18 yards.
- **At Kansas City (1/6)**, caught two passes for 21 yards, including the game-winning touchdown in the fourth quarter on a 22-yard pass from Marcus Mariota. It marked Decker's first career touchdown reception in the playoffs.

Decker's Career Regular Season Statistics:

Year	Team	GP	GS	Rec	Yds	Avg	Lg	TD
2010	Den	14	0	6	106	17.7	38	1
2011	Den	16	13	44	612	13.9	56t	8
2012	Den	16	15	85	1,064	12.5	55	13
2013	Den	16	16	87	1,288	14.8	61	11
2014	NYJ	15	15	74	962	13.0	74t	5
2015	NYJ	15	13	80	1,027	12.8	35	12
2016	NYJ	3	3	9	194	21.6	35	2
2017	Ten	16	8	54	563	10.4	29	1
Totals		111	83	439	5,816	13.2	74t	53

Decker's Career Postseason Statistics:

Year	Team	GP	GS	Rec	Yds	Avg	Lg	TD
2011	Den	1	1	0	0	-	-	0
2012	Den	1	1	6	84	14.0	32	0
2013	Den	3	3	8	111	13.9	21	0
2017	Ten	1	0	2	21	10.5	22t	1
Totals		6	5	16	216	13.5	32	1

Decker's Regular Season Single-Game Highs:

- Receptions** - 10 (Twice, last at Miami 12/28/14)
- Receiving Yards** - 221 at Miami (12/28/14)
- Long Reception** - 74t at Miami (12/28/14)
- Receiving Touchdowns** - 4 at Kansas City (12/1/13)

Decker's Playoff Single-Game Highs:

- Receptions** - 6 vs. Baltimore (1/12/13)
- Receiving Yards** - 84 vs. Baltimore (1/12/13)
- Long Reception** - 32 vs. Baltimore (1/12/13)
- Receiving Touchdowns** - 1 at Kansas City (1/6/18)

TOUCHDOWN RECEPTIONS, 2012-PRESENT

Since the start of the 2012 season, **Eric Decker's** third NFL campaign, only eight NFL players have recorded more receiving touchdowns than him. Decker trails only **Dez Bryant**, **Antonio Brown**, **Brandon Marshall**, **Jordy Nelson**, **Demaryius Thomas**, **A.J. Green**, **Jimmy Graham** and **Rob Gronkowski**.

Most touchdown receptions, 2012-present:

Player	TD Receptions
1. Dez Bryant	58
2. Antonio Brown	57
3. Jimmy Graham	53
4. Demaryius Thomas	51
5. A.J. Green	50
6. Rob Gronkowski	49
7. Jordy Nelson	48
Brandon Marshall	48
9. Eric Decker	44
10. Doug Baldwin	40

#83 • WR HARRY DOUGLAS

[CLICK FOR COMPLETE BIO \(PDF\)](#)



Harry Douglas (6-0, 183) is in his 10th NFL season and his third campaign with the Titans. The wide receiver was signed as an unrestricted free agent on March 12, 2015.

Douglas was placed on injured reserve on Sept. 3, 2017 after suffering a knee injury during the pre-season. On Nov. 25, he returned to the 53-man roster from injured reserve.

As a veteran leader in the wide receiver corps, Douglas appeared in 11 games with two starts in 2016. He caught 15 passes for 210 yards.

Douglas appeared in 14 games with 12 starts in his first season in Tennessee. He tied for second on the team with 36 receptions and ranked third on the squad with 411 receiving yards. He posted two touchdown receptions for the third consecutive year.

Douglas spent the first seven seasons (2008–2014) of his career as a member of the Atlanta Falcons after being selected in the third round of the 2008 NFL Draft. During his time in Atlanta, he amassed 258 receptions for 3,130 yards with eight touchdowns as a key member of a passing attack that also featured wide receivers **Julio Jones** and **Roddy White**.

In 2014, Douglas appeared in 12 games (six starts) and notched 51 catches for 556 yards and a pair of touchdowns.

Douglas enjoyed his greatest statistical success in 2013 while starting in place of an injured Jones. In 16 games, he posted career highs with 85 receptions for 1,067 yards and two touchdowns.

A native of Jonesboro, Ga., Douglas graduated from the University of Louisville. At the time of his departure, he ranked second in team annals with 2,924 receiving yards, while his 173 receptions ranked fifth on the school's all-time record list.

2017 Highlights:

- Placed on injured reserve (knee) on Sept. 3, 2017.
- Activated from injured reserve to the 53-man roster on Nov. 25, 2017.
- **At Indianapolis (11/26)**, posted one catch for eight yards in his first game of 2017.

Douglas' Career Regular Season Statistics:

Year	Team	GP	GS	Rec	Yds	Avg	Lg	TD
2008	Atl	16	0	23	320	13.9	69	1
2009	Atl	0	0	Injured Reserve				
2010	Atl	16	4	22	294	13.4	46	1
2011	Atl	16	4	39	498	12.8	49	1
2012	Atl	15	1	38	395	10.4	37	1
2013	Atl	16	11	85	1,067	12.6	80t	2
2014	Atl	12	6	51	556	10.9	41	2
2015	Ten	14	12	36	411	11.4	51	2
2016	Ten	11	2	15	210	14.0	35	0
2017	Ten	2	0	1	8	8.0	8	0
Totals		118	40	310	3,759	12.1	80t	10

Douglas' Career Postseason Statistics:

Year	Team	GP	GS	Rec	Yds	Avg	Lg	TD
2008	Atl	1	1	1	0	0.0	0	0
2010	Atl	1	0	1	2	2.0	2	0
2011	Atl	1	0	1	7	7.0	7	0
2012	Atl	2	1	5	60	12.0	22	0
2017	Ten	0	0	0	0	-	-	0
Totals		5	2	8	69	8.6	22	0

Douglas' Regular Season Single-Game Highs:

- Receptions** - 12 at Arizona (10/27/13)
- Receiving Yards** - 149 vs. Tampa Bay (10/20/13)
- Long Reception** - 80t at Tampa Bay (11/17/13)
- Receiving Touchdowns** - 1 (10 times, last vs. Oakland, 11/29/15)

Douglas' Playoff Single-Game Highs:

- Receptions** - 3 vs. San Francisco (1/20/13)
- Receiving Yards** - 31 vs. San Francisco (1/20/13)
- Long Reception** - 22 (Twice, last vs. San Francisco 1/20/13)

#18 • WR RISHARD MATTHEWS

[CLICK FOR COMPLETE BIO \(PDF\)](#)



Wide receiver **Rishard Matthews** (6-0, 217) is in his sixth NFL season and his second campaign with the Titans. He was signed by the Titans as an unrestricted free agent on March 11, 2016.

Matthews' arrival provided significant dividends to the Titans offense in 2016. He set career highs with 65 receptions, 945 receiving yards and nine touchdowns. He tied **Delanie Walker** for the team lead in receptions and led the club in the other two categories.

Matthews' nine touchdowns in 2016 more than doubled his previous career total of eight touchdowns in his first four NFL seasons, all of which he spent in Miami. His 2016 total tied for sixth in the NFL and tied for second in the AFC. In franchise history, Matthews' nine touchdown catches tied for ninth all-time.

Matthews spent his first four NFL campaigns with the Miami Dolphins after being drafted by the team in the seventh round of the 2012 NFL Draft. With the Dolphins, he totaled 107 receptions for 1,396 yards and eight touchdowns in 49 games (17 starts).

In 2015, Matthews established career highs with 43 catches, 662 receiving yards and four touchdown receptions despite playing in just 11 games. His career-best campaign was cut short due to a rib injury. Through the first 11 weeks of the NFL season, his 15.4-yard receiving average ranked seventh in the league.

A native of Santa Ana, Calif., Matthews was a two-year starter at the University of Nevada, where he totaled 147 receptions for 2,243 yards and 13 touchdowns. He also returned 48 punts for 551 yards and two scores.

2017 Highlights:

- **Against Oakland (9/10)**, ranked second on the team with 71 yards on five receptions, including a 24-yard catch in the second quarter.
- **At Jacksonville (9/17)**, totaled three receptions for 43 yards.
- **Against Seattle (9/24)**, led the Titans with six receptions and 87 receive-

ing yards. In the third quarter, he turned a screen pass from Marcus Mariota into a 55-yard touchdown reception. The catch was the second-longest of his career, behind only a 60-yard reception at Houston on Oct. 2, 2016.

- **At Houston (10/1)**, tied for the team lead with three receptions for 49 yards, including a 28-yard catch to the two-yard line to help set up a touchdown in the second quarter.
- **At Miami (10/8)**, totaled three receptions for 34 yards.
- **Against Indianapolis (10/16)**, caught four passes for 69 yards, including a 27-yard grab in the third quarter and a crucial 16-yard catch in the fourth quarter on third-and-12 to help set up a go-ahead touchdown.
- **At Cleveland (10/22)**, totaled three receptions for 40 yards, including an eight-yard pass in overtime on third-and-three to help set up the game-winning field goal.
- **Against Baltimore (11/5)**, totaled 70 yards and a touchdown on four receptions. On the first offensive play of the game, he caught a 29-yard pass from Marcus Mariota to mark the 200th catch of his career. He recorded his second touchdown reception of the season on a 16-yard pass from Mariota in the first quarter.
- **Against Cincinnati (11/12)**, registered five receptions for 50 yards, including a 20-yarder that helped set up a touchdown in the first quarter.
- **At Pittsburgh (11/16)**, led the offense with 113 receiving yards on five catches. He reached the 100-yard mark for the first time in 2017 and the seventh time in his career. On the first play of the third quarter, he turned a pass from Marcus Mariota into a 75-yard touchdown to record the longest reception of his career (60 yards at Houston, 10/2/16).
- **At Indianapolis (11/26)** and **against Houston (12/3)**, he was inactive with a hamstring injury.
- **At Arizona (12/10)**, caught three passes for 19 yards.
- **At San Francisco (12/17)**, led the Titans with six receptions and 95 receiving yards. On his first reception of the day, which went for 21 yards, he went over the 3,000-yard career mark. In the fourth quarter, he scored on an eight-yard pass from Marcus Mariota to record his fourth touchdown reception of 2017.
- **Against the Los Angeles Rams (12/24)**, caught two passes for 48 yards, including a 25-yard grab.
- **Against Jacksonville (12/31)**, posted one reception for seven yards.
- **At Kansas City (1/8)**, recorded a 15-yard catch in his NFL playoff debut.

Matthews' Career Regular Season Statistics:

Year	Team	GP	GS	Rec	Yds	Avg	Lg	TD
2012	Mia	8	1	11	151	13.7	30	0
2013	Mia	16	5	41	448	10.9	29	2
2014	Mia	14	0	12	135	11.3	23	2
2015	Mia	11	11	43	662	15.4	53t	4
2016	Ten	16	10	65	945	14.5	60	9
2017	Ten	14	11	53	795	15.0	75t	4
Career		79	37	225	3,136	13.9	75t	21

Matthews' Career/2017 Postseason Statistics:

Year	Team	GP	GS	Rec	Yds	Avg	Lg	TD
2017	Ten	1	1	1	15	15.0	15	0

Matthews' Regular Season Single-Game Highs:

- Receptions** - 11 at Tampa Bay (11/11/13)
- Receiving Yards** - 122 at Indianapolis (11/20/16)
- Long Reception** - 70t at Pittsburgh (11/16/17)
- Touchdowns** - 2 (Three times, last at San Diego, 11/6/16)

Matthews' Playoff Single-Game Highs:

- Receptions** - 1 at Kansas City (1/6/18)
- Receiving Yards** - 15 at Kansas City (1/6/18)
- Long Reception** - 15 at Kansas City (1/6/18)



2016-17 AVG. WITH 100 CATCHES

Rishard Matthews joined the Titans as an unrestricted free agent from the Miami Dolphins during the 2016 offseason. Since that time, among all players with at least 100 catches, Matthews' receiving average ranks in the top 10 of the NFL.

Most yards per reception from 2016-2017 among players with at least 100 catches:

Player	Receptions	Receiving Yards	Yards Per Reception
1. Marvin Jones	116	2,031	17.5
2. Julio Jones	171	2,853	16.7
3. T.Y. Hilton	148	2,414	16.3
4. Tyrell Williams	112	1,787	16.0
5. DeSean Jackson	106	1,673	15.8
6. Brandin Cooks	143	2,255	15.8
7. Kenny Stills	100	1,573	15.7
8. Alshon Jeffery	109	1,610	14.8
9. Rishard Matthews	118	1,740	14.7
10. Robby Anderson	105	1,528	14.6

2016 TD RECEPTION LEADERS

In 2016, wide receiver **Rishard Matthews** recorded nine touchdown receptions to more than double his previous career total of eight touchdowns in his first four NFL seasons, all of which he spent in Miami.

Matthews tied for sixth in the NFL and tied for second in the AFC in touchdown receptions in 2016.

In franchise history, Matthews' nine touchdown catches tied for ninth all-time.

Most touchdown receptions in 2016:

Player	Team	TD Receptions
1. Jordy Nelson	GB	14
2. Davante Adams	GB	12
Antonio Brown	Pit	12
Mike Evans	TB	12
5. Odell Beckham Jr.	NYG	10
6. Rishard Matthews	Ten	9
Kenny Stills	Mia	9
Michael Thomas	NO	9
9. (seven tied)		8

#13 • WR TAYWAN TAYLOR

[CLICK FOR COMPLETE BIO \(PDF\)](#)

The Titans selected wide receiver **Taywan Taylor** (first name pronounced TAY-wahn) in the third round (72nd overall) of the 2017 NFL Draft.

At Western Kentucky, Taylor broke every major single-season and career receiving record and accounted for 34 touchdown receptions over his final two campaigns. His career totals included 253 receptions for 4,234 yards and 41 touchdowns in four seasons.

In 2016, Taylor produced the best single season of any receiver in Hill-topper history, setting team records with 98 catches (ranked fifth in the nation), 1,730 receiving yards (third) and 17 touchdowns (tied for third).

Taylor is a native of Louisville, Ky.



2017 Highlights:

- **Against Oakland (9/10)**, made his NFL regular season debut and caught two passes for 14 yards.
- **At Jacksonville (9/17)**, recorded a 42-yard reception in the third quarter to put the Titans deep in Jaguars territory. The catch was the longest offensive play of the season for the Titans through two games. He also had two rushing attempts for 16 yards, including a 17-yard run for a first down in the second quarter.
- **Against Seattle (9/24)**, posted two receptions for 16 yards.
- **At Houston (10/1)**, registered one rushing attempt for six yards.
- **At Miami (10/8)**, recorded his first career start and tallied one rushing

attempt for five yards.

- **Against Indianapolis (10/16)**, scored his first career touchdown on a 53-yard pass from Marcus Mariota that gave the Titans the lead in the fourth quarter. He totaled two receptions for 61 yards.
- **At Cleveland (10/22)**, totaled 45 yards on three receptions, including a 23-yard grab.
- **Against Cincinnati (11/12)**, registered two receptions for 34 yards and one rushing attempt for four yards.
- **At Indianapolis (11/26)**, caught one pass for eight yards.
- **Against Houston (12/3)**, registered two receptions for 15 yards.
- **At San Francisco (12/17)**, recorded one rushing attempt for eight yards.
- **Against Jacksonville (12/31)**, recorded one rushing attempt for five yards.
- **At Kansas City (1/8)**, recorded a four-yard catch in his NFL playoff debut.

Taylor's 2017/Career Regular Season Statistics:

Year	Team	GP	GS	Rec	Yds	Avg	Lg	TD
2017	Ten	16	4	16	231	14.4	53t	1

Matthews' Career/2017 Postseason Statistics:

Year	Team	GP	GS	Rec	Yds	Avg	Lg	TD
2017	Ten	1	0	1	4	4.0	4	0

Taylor's College Statistics:

Year	Team	GP	GS	Rec	Yds	Avg	Lg	TD
2013	Western Ky	11	7	24	270	11.3	45	0
2014	Western Ky	13	7	45	767	17.0	75t	7
2015	Western Ky	14	5	86	1,467	17.1	78t	17
2016	Western Ky	14	14	98	1,730	17.7	80t	17
Career		52	33	253	4,234	16.7	80t	41

Taylor's NFL Regular Season Single-Game Highs:

- Receptions** - 3 at Cleveland (10/22/17)
- Receiving Yards** - 61 vs. Indianapolis (10/16/17)
- Long Reception** - 53t vs. Indianapolis (10/16/17)
- Touchdowns** - 1 vs. Indianapolis (10/16/17)

Taylor's NFL Playoff Single-Game Highs:

- Receptions** - 1 at Kansas City (1/6/18)
- Receiving Yards** - 4 at Kansas City (1/6/18)
- Long Reception** - 4 at Kansas City (1/6/18)

MORE TITANS WIDE RECEIVERS

19 - WR TAJAÉ SHARPE (6-2, 194, 2nd Year, Massachusetts)

➤ Wide receiver **Tajaé Sharpe** (6-2, 194) is in his second NFL season. He was selected by the Titans in the fifth round (140th overall) of the 2016 NFL Draft.

➤ Sharpe's 2017 campaign came to an end before the regular season began. He was placed on injured reserve on Sept. 2 after suffering a foot injury in the preseason finale.

➤ As a rookie, Sharpe played in all 16 games with 10 starts, the highest number of starts by a Titans rookie wide receiver since Chris Sanders started 11 games in 1995. He totaled 41 receptions for 522 yards and a pair of touchdowns during his first season. In franchise history, only eight other rookies had more receptions, and Sharpe ranked seventh among the NFL's 2016 rookie class in receptions and receiving yards.

➤ In four seasons at the University of Massachusetts (2012-15), the Piscataway, N.J., native appeared in 47 career games with 43 starts and finished as the school's all-time leader with 277 receptions and 3,486 receiving yards. He caught at least one pass in every game he played. The two-time All-MAC first-team performer ended his collegiate career ranked third in Minuteman history with 16 touchdowns and sixth with 3,497 all-purpose yards.

14 - WR/KR/PR ERIC WEEMS (5-9, 195, 10th Year, Bethune-Cookman)

➤ Wide receiver **Eric Weems** (5-9, 195) is in his 10th NFL season and his first campaign with the Titans. He was signed as an unrestricted free agent on March 11, 2017.

➤ He entered the NFL in 2007 as a rookie free agent with the Atlanta Falcons. He enjoyed two stints with the Falcons (2007–2011 and 2014–2016), separated by two years with the Chicago Bears (2012–2013).

➤ His career totals with the Falcons and Bears included 121 punt returns for a 10.8-yard average, which ranked fifth among active players through 2016; 165 kickoff returns for a 24.3-yard average; and 38 receptions for 353 yards. He added 102 career special teams tackles, leading his teams in the

category four times.

- In 2016, Weems averaged 11.4 yards on 24 punt returns and 23.0 yards on 17 kickoff returns, and he led the Falcons with 15 special teams tackles.
- Weems earned a Pro Bowl selection in 2010, when he established career highs in punt return average (12.8) and kickoff return average (27.5).
- A native of Ormond Beach, Fla., Weems attended Bethune-Cookman University.
- Read more on Weems later in this release among the team's specialists.



OFFENSIVE LINEMEN

TACKLES					
No.	Name	Ht	Wt	Exp	College
78	Conklin, Jack	6-6	308	2	Michigan State
71	Kelly, Dennis	6-8	321	6	Purdue
77	Lewan, Taylor	6-7	309	4	Michigan

GUARDS					
No.	Name	Ht	Wt	Exp	College
64	Kline, Josh	6-3	300	5	Kent State
61	Levin, Corey	6-4	307	R	Chattanooga
67	Spain, Quinton	6-4	330	3	West Virginia

CENTERS					
No.	Name	Ht	Wt	Exp	College
60	Jones, Ben	6-3	308	6	Georgia
62	Schwenke, Brian	6-3	310	5	California

#78 • T JACK CONKLIN

[CLICK FOR COMPLETE BIO \(PDF\)](#)

Jack Conklin is in his second NFL season. The 6-foot-6, 308-pound tackle was selected by the Titans with the eighth pick in the first round of the NFL Draft.

As a rookie, Conklin started all 16 games at right tackle, becoming the team's first player to start all 16 games at left or right tackle as a rookie since **Michael Roos** in 2005. He was a key cog in a line that helped the Titans finish 11th overall in offense, third in rushing and tied for seventh in fewest sacks allowed.

Conklin was named an alternate for the Pro Bowl and was named first-team Associated Press All-Pro. He became the first Titans player to receive first-team All-Pro honors since running back **Chris Johnson** in 2009 and the first Titans rookie to receive the honor since defensive end **Jevon Kearse** in 1999. Conklin joined Dallas guard **Zack Martin** (2014) as the only rookie offensive linemen since the AFL-NFL merger to be named first-team AP All-Pro.



Conklin became the first draft pick by new general manager **Jon Robinson**. The Titans, who initially had the first pick in the draft but traded with the Los Angeles Rams back to the 15th spot, made a deal with the Cleveland Browns to jump up to the eighth spot to select Conklin. The Titans gave up a third-round pick and a second-rounder in 2017 in the trade and also got back a sixth-rounder.

The Michigan State product was a walk-on for the Spartans but went on to become the first Michigan State offensive lineman to be selected in the first round since 1989 (**Tony Mandarich**) and also the highest drafted Spartan since wide receiver **Charles Rogers** (No. 2) in 2003.

A native of Plainwell, Mich., Conklin was a three-year starter at left tackle for the Spartans. He started 38 of his 39 career games (35 at left tackle, three at right tackle) and recorded more than 235 career knock-downs. Three of his career starts at left tackle came in bowl games (2014 Rose, 2015 Cotton, 2016 College Football Playoff Semifinal at Cotton Bowl).

In his final season on campus, Conklin was named second-team All-American by The Associated Press and was on numerous All-Big Ten teams.

Conklin's Career Regular Season Games Played/Games Started:

Year	Team	GP	GS	Starts by Pos
2016	Ten	16	16	RT-16
2017	Ten	16	16	RT-16
NFL Totals		32	32	RT-32

Conklin's 2017/Career Postseason Games Played/Games Started:

Year	Team	GP	GS	Starts by Pos
2017	Ten	1	1	RT-1

#60 • C BEN JONES

[CLICK FOR COMPLETE BIO \(PDF\)](#)



Center **Ben Jones** (6-3, 308) is in his sixth NFL season and his second campaign with the Titans. He was signed as an unrestricted free agent on March 10, 2016.

In his first year in Tennessee, Jones played a key role in an offensive turnaround. He started all 16 games at center, registering a start in every contest for the third consecutive season, dating back to his third year in Houston (2014). The veteran was a key cog in a line that helped the Titans finish 11th overall in offense, third in rushing and tied for seventh in fewest sacks allowed.

Jones was originally selected by the Houston Texans in the fourth round (99th overall) of the 2012 NFL Draft. Over the following four seasons, he started contests at center and both guard spots. He was a starter on two playoff teams in Houston (2012 and 2015).

In 2015, Jones started every game at center, extending his streak of consecutive regular season games played to 64, which was the second-longest active streak among NFL centers at the conclusion of the season.

A native of Centreville, Ala., Jones attended the University of Georgia, where his 49 total starts ranked third in school annals. He was a two-time All-SEC selection by the league's coaches and was named to Georgia's Team of the Decade. As a senior (2011), the team captain earned All-SEC first-team honors.

Jones' Career Regular Season Games Played/Games Started:

Year	Team	GP	GS	Starts by Pos
2012	Hou	16	10	RG-10
2013	Hou	16	1	RG-1
2014	Hou	16	16	LG-16
2015	Hou	16	16	C-16
2016	Ten	16	16	C-16
2017	Ten	16	16	C-16
NFL Totals		96	75	C-48, LG-16, RG-11

Jones' Career Postseason Games Played/Games Started:

Year	Team	GP	GS	Starts by Pos
2012	Hou	2	2	RG-2
2015	Hou	1	1	C-1
2017	Ten	1	1	C-1
NFL Totals		4	4	C-2, RG-2

CURRENT IRONMEN AT CENTER

Among NFL offensive linemen presently listed as centers, **Ben Jones** ranks second in the NFL in consecutive games started. He trails only Dallas' **Travis Frederick**.

The streaks listed below are for consecutive games started by players who currently reside at center, even if some games were started at a position other than center.

Longest active consecutive starting streaks among current centers*:

Player	Current Team	Consecutive Games Started
1. Travis Frederick	Dallas	80
2. Ben Jones	Tennessee	64
Russell Bodine	Cincinnati	64
4. Jason Kelce	Philadelphia	57
5. Matt Paradis	Denver	48
Alex Mack	Atlanta	48

* Includes players who are currently listed as centers; streaks include games started at other positions

#71 • G/T DENNIS KELLY


[CLICK FOR COMPLETE BIO \(PDF\)](#)

Dennis Kelly (6-8, 321) is in his sixth NFL season and his second campaign with the Titans. He was acquired in a trade with the Philadelphia Eagles on Aug. 16, 2016. In exchange for Kelly, the Titans dealt wide receiver Dorial Green-Beckham to the Eagles.

In his first season with the Titans, Kelly played in all 16 games for the first time in his career with six starts as an extra tight end in "heavy" personnel packages. He helped the Titans rush for an average of 136.7 yards per game, which ranked third in the NFL.

Kelly entered the NFL as a fifth-round selection by the Eagles in the 2012 NFL Draft. In four seasons with the Eagles, he recorded 15 starts and 30 games played. He recorded nine starts with the Eagles at right tackle, four starts at right guard and two starts at left guard.

A native of Chicago Heights, Ill., Kelly was a team captain and a two-time offensive MVP at Purdue. He started his final three seasons at left tackle for the Boilermakers.



Kelly's Career Regular Season Games Played/Games Started:

Year	Team	GP	GS	Starts by Pos
2012	Phi	13	10	RG-3, RT-7
2013	Phi	0	0	
2014	Phi	3	3	LG-2, RG-1
2015	Phi	14	2	RT-2
2016	Ten	16	6	TE-6
2017	Ten	16	1	TE-1
NFL Totals		62	22	RG-4, RT-9, LG-2, TE-7

Kelly's 2017/Career Postseason Games Played/Games Started:

Year	Team	GP	GS	Starts by Pos
2017	Ten	1	0	


#64 • G JOSH KLINE

[CLICK FOR COMPLETE BIO \(PDF\)](#)

Guard **Josh Kline** (6-3, 300) is in his fifth NFL season and his second campaign with the Titans. He was acquired off waivers from the New England Patriots on Sept. 8, 2016.

Kline moved into Tennessee's starting lineup in Week 3 after **Chance Warmack** was placed on injured reserve with a finger injury. He never left the lineup for the remainder of the season, setting a career high in the process with 14 starts.

Kline spent the first three seasons of his NFL career in New England and won a Super Bowl as a member of their 2014 club. With the Patriots, he recorded 18 regular season starts and three postseason starts. He start-



ed games at both right (10) and left guard (11).

In 2015, he set career highs by playing in 14 games and recording 13 starts (seven at right guard and two at left guard). He also started twice at left guard in the 2015 playoffs.

Kline entered the NFL as an undrafted college free agent in 2013 following a four-year playing career at Kent State. He played right guard and right tackle during his stay there.

Kline's Career Regular Season Games Played/Games Started:

Year	Team	GP	GS	Starts by Pos
2013	NE	7	1	LG-1
2014	NE	12	4	LG-2, RG-2
2015	NE	14	13	LG-6, RG-7
2016	Ten	14	14	RG-14
2017	Ten	16	16	RG-16
NFL Totals		63	48	LG-9, RG-39

Kline's Career Postseason Games Played/Games Started:

Year	Team	GP	GS	Starts by Pos
2013	NE	0	0	
2014	NE	2	1	RG-1
2015	NE	2	2	LG-2
2017	Ten	1	1	RG-1
NFL Totals		5	4	LG-2, RG-2

#77 • T TAYLOR LEWAN

[CLICK FOR COMPLETE BIO \(PDF\)](#)

Tackle **Taylor Lewan** (6-7, 309) is in his fourth NFL season. He was selected by the Titans with the 11th overall pick of the 2014 NFL Draft.

On Dec. 19, 2017, Lewan was named to his second consecutive Pro Bowl.

In 2016, Lewan started all 16 games for the first time. The left tackle was the anchor a line that helped the Titans finish 11th overall in offense, third in rushing and tied for seventh in fewest sacks allowed.

In 2015, Lewan started the first 15 games of the season at left tackle before missing the finale with a concussion.

As a rookie in 2014, Lewan played in 11 games with six starts before suffering an ankle injury. He played as a reserve for the first five games and then started in six consecutive contests before the injury caused him to be inactive the final five weeks. For his efforts, Lewan was named to the Pro Football Writers of America All-Rookie Team.

In four seasons at Michigan, Lewan appeared in 50 games with 48 starts at left tackle. He started the final 41 games of his career and was named the Big Ten Conference Offensive Lineman of the Year in 2012 and 2013. As a senior in 2013, he started all 13 games at left tackle for the third consecutive season and was named second-team *Associated Press* All-American.

At the 2014 NFL Scouting Combine, he ran the 40-yard dash in 4.87 seconds, beating all other offensive linemen in his class and clocking the fourth-fastest time among offensive linemen in the last five years (2010-14). He also ranked among the top offensive linemen at the 2014 combine in the broad jump (first at nine feet, nine inches), vertical jump (tied for third at 30.5 inches) and three-cone drill (fourth at 7.39 seconds).

A native of Cave Creek, Ariz., Lewan became the first offensive tackle selected by the Titans/Oilers in the first round since tackle Brad Hopkins (13th overall) in 1993.



Lewan's Career Regular Season Games Played/Games Started:

Year	Team	GP	GS	Starts by Pos
2014	Ten	11	6	LT-6
2015	Ten	15	15	LT-15
2016	Ten	16	16	LT-16
2017	Ten	16	16	LT-16
NFL Totals		58	53	LT-53

Lewan's 2017/Career Postseason Games Played/Games Started:

Year	Team	GP	GS	Starts by Pos
2017	Ten	1	1	LT-1

#67 • G QUINTON SPAIN

[CLICK FOR COMPLETE BIO \(PDF\)](#)

Guard **Quinton Spain** (6-4, 330) is in his third NFL season. He was signed by the Titans as an undrafted free agent on May 11, 2015.

Spain appeared in 14 games with 13 starts at left guard during his second campaign. His physical style helped the Titans average 136.7 rushing yards per game, which ranked third in the NFL. Spain also helped the Titans tie for seventh in the NFL in fewest sacks allowed.

After winning a roster spot as a rookie, Spain appeared in seven games, including starts in each of the final six games at left guard.

Spain played in 50 career games with 38 starts at West Virginia and was a two-time All-Big 12 team honoree. As a senior (2014), he started 12 games at left guard and was named All-Big 12 first team by ESPN.com, All-Big 12 second team by Associated Press and All-Big 12 honorable mention by the coaches.

Spain is a native of Petersburg, Va.



Spain's Career Regular Season Games Played/Games Started:

Year	Team	GP	GS	Starts by Pos
2015	Ten	7	6	LG-6
2016	Ten	14	13	LG-13
2017	Ten	14	14	LG-14
NFL Totals		35	33	LG-33

Spain's 2017/Career Postseason Games Played/Games Started:

Year	Team	GP	GS	Starts by Pos
2017	Ten	1	1	LG-1

MORE TITANS OFFENSIVE LINEMEN

61 - G/C COREY LEVIN (6-4, 307, Rookie, Chattanooga)

- **Corey Levin** was selected by the Titans in the sixth round (217th overall) of the 2017 NFL Draft.
- The 6-foot-4 inch, 307-pounder appeared in 52 career games with 51 starts at Chattanooga, 45 of which were consecutive.
- A native of Dacula, Ga., he developed versatility over his four-year collegiate career, making starts at left guard, and both left and right tackle.

62 - C/G BRIAN SCHWENKE

- **Brian Schwenke** (6-3, 310) is in his fifth NFL season. He was drafted by the Titans in the fourth round (107th overall) of the 2013 NFL Draft.
- He played four seasons with the Titans (2013–2016) before signing with the Indianapolis Colts as an unrestricted free agent in 2017. Upon his release by the Colts, he was re-signed by the Titans on Sept. 4, 2017.
- In 2016, he played in all 16 games for the Titans with three starts at left guard (10/27 vs. Jacksonville, 11/6 at San Diego and 11/13 vs. Green Bay).
- Schwenke started the first five games of 2015 at center before suffering a season-ending leg injury on Oct. 18.
- In 2014, he started the first 11 games at center before being placed on injured reserve (Nov. 25) with a knee injury.
- As a rookie in 2013, Schwenke started nine of the team's final 10 games at center.
- In four seasons with the California Golden Bears (2009-12), the Oceanside, Calif., native played in 48 of 50 possible games and started games at three different positions—16 starts at left guard, 12 at center and eight at right guard. As a senior, he played center for the first time and was named first-team All-Pac-12 by the league's coaches.
- Schwenke is a native of Oceanside, Calif.



DEFENSIVE LINEMEN

No.	Name	Ht	Wt	Exp	College
99	Casey, Jurrell	6-1	305	7	Southern California
94	Johnson, Austin	6-4	314	2	Penn State
90	Jones, DaQuan (IR)	6-4	322	4	Penn State
95	King, David	6-4	281	2	Oklahoma
97	Klug, Karl	6-3	278	7	Iowa
96	Williams, Sylvester	6-2	313	5	North Carolina

#99 • DT JURRELL CASEY

[CLICK FOR COMPLETE BIO \(PDF\)](#)

Defensive lineman **Jurrell Casey** (6-1, 305) is in his seventh NFL season. He was selected by the Titans in the third round (77th overall) of the 2011 NFL Draft.

A three-time defensive captain, Casey was named to his second consecutive Pro Bowl at the conclusion of the 2016 season. He started 15 games during the year and set a career high with 29 quarterback pressures in addition to 51 tackles, five sacks, three tackles for loss and five passes defended. He became the first player for the team in the "Titans era" (1999–present) to register four consecutive seasons with at least five sacks.

In 2015, he started all 16 games for the second consecutive season and for the third time in his career. He led the team's defensive linemen with 86 tackles and tied **Brian Orakpo** for the team lead with seven sacks, the second-best total in Casey's career. Casey also set a then-career high and finished second on the team behind Orakpo with 28 quarterback pressures. He was named to the Pro Bowl for the first time in his career.

Casey was named one of five permanent team captains by his teammates for the first time in 2014. While remaining a key cog in the defense's switch from a 4-3 to a 3-4 scheme, he started all 16 games and led the team's defensive linemen (fourth on the team) with 86 tackles. His 27 quarterback pressures and 13 tackles for loss tied for the team lead and set new career highs. With five sacks, he ranked second on the squad.

In 2013, Casey was named *Associated Press* second-team All-Pro after putting together one of the best seasons by a defensive tackle in franchise history. His 10.5 sacks set a career high and made up the second-highest total by a franchise defensive tackle since sacks became an official statistic in 1982, finishing behind only **Ray Childress'** 13 sacks in 1992. In 2013, only **Jason Hatcher** of the Dallas Cowboys (11) finished with more sacks than Casey among defensive tackles.



Casey started 31 out of 32 games in his first two seasons, and in each campaign he led the team's defensive linemen in tackles. As a rookie, he notched 74 tackles and 2.5 sacks, and he followed with 80 tackles and three sacks in 2012.

A native of Long Beach, Calif., Casey played in 38 games (26 starts) on the defensive line (24 at right defensive tackle and two at nose tackle) at the University of Southern California. He recorded 138 tackles, nine sacks, 22 tackles for loss, three quarterback pressures, four fumble recoveries, three forced fumbles, an interception and three passes defended.

In his final season with the Trojans (2010), he started all 13 games for the second consecutive season and had 67 tackles, a team-best 11 tackles for loss, a team-leading 4.5 sacks, one interception, one fumble recovery and two passes defended. He was named first-team All-Pac 10.

2017 Highlights:

- **Against Oakland (9/10)**, registered a pair of tackles.
- **At Jacksonville (9/17)**, posted two tackles and a pair of quarterback pressures.
- **Against Seattle (9/24)**, registered five tackles and three quarterback pressures.
- **At Houston (10/1)**, totaled seven tackles, one sack and two quarterback pressures. In the second quarter, he recorded his first sack of 2017 (34th career), dropping Deshaun Watson for a three-yard loss.
- **At Miami (10/8)**, tallied five tackles, one sack and two quarterback pressures. He dropped Jay Cutler for a 14-yard loss in the fourth quarter to give him back-to-back games with a sack.
- **Against Indianapolis (10/16)**, participated in his 100th career game, becoming the first defensive lineman in the "Titans era" (1999–present) to reach 100 games with the club and the fifth defensive player to do so (Keith Bulluck, Michael Griffin, Donnie Nicky and cornerback Jason McCourty). He posted four tackles.
- **At Cleveland (10/22)**, tallied five tackles and three quarterback pressures.
- **Against Baltimore (11/5)**, registered five tackles, two quarterback pressures, one sack and one tackle for loss in his 100th career start. On the last play of the first quarter, he dropped Joe Flacco for a five-yard sack. He also reached the 500 career tackle mark during the contest.
- **Against Cincinnati (11/12)**, posted one tackle and one quarterback pressure.
- **At Pittsburgh (11/16)**, totaled three tackles, two tackles for loss and two quarterback pressures.
- **At Indianapolis (11/26)**, registered four tackles and four quarterback pressures.
- **Against Houston (12/3)**, contributed six tackles and five quarterback pressures.
- **At Arizona (12/10)**, registered five tackles, two quarterback pressures and a team-high two sacks, which tied his career high. In the second quarter, he sacked Blaine Gabbert for a seven-yard loss, and he added an eight-yard sack in the fourth quarter. He registered his fifth consecutive season with at least five sacks.
- **At San Francisco (12/17)**, led the team and tied a career high with three tackles for loss. He totaled six tackles and added a pass defended.
- On Dec. 19, he was named to his third consecutive Pro Bowl.
- **Against the Los Angeles Rams (12/24)**, led the defense with seven tackles and added three quarterback pressures and one tackle for loss. He made a game-changing play in the second quarter, when he penetrated the backfield on a running play and knocked the ball out of quarterback Jared Goff's hands. The ball was recovered by Wesley Woodyard and returned four yards for a touchdown. Casey was credited with his fifth career forced fumble and his first since registering one at St. Louis on Nov. 3, 2013.
- **Against Jacksonville (12/31)**, tallied five tackles, one sack and four quarterback pressures. In the third quarter, he dropped Blake Bortles for a two-yard loss to record his sixth sack of 2017, marking the third season of his career with at least six sacks. It also gave Casey 39 career sacks, putting him past Kyle Vanden Bosch (38.5) for 10th on the franchise's all-time career sack list.
- **At Kansas City (1/6)**, tied for the team lead with eight tackles and added four quarterback pressures and one pass defended in his NFL playoff debut.

Casey's Career Regular Season Statistics:

Year	GP	GS	Tackle	Sack	TFL	QBP	Int	PD	FF	FR
2011	16	15	74	2.5	5	9	0	1	1	1
2012	16	16	80	3.0	6	3	0	0	2	0
2013	15	14	90	10.5	3	10	0	3	1	1
2014	16	16	86	5.0	13	27	0	1	0	0
2015	16	16	86	7.0	11	28	0	5	0	0
2016	15	15	51	5.0	3	29	0	5	0	0
2017	16	16	72	6.0	7	35	0	1	1	0
Totals	110	108	539	39.0	48	141	0	16	5	2

Casey's 2017/Career Postseason Statistics:

Year	GP	GS	Tackle	Sack	TFL	QBP	Int	PD	FF	FR
2017	1	1	8	0.0	0	4	0	1	0	0

Casey's Regular Season Single-Game Highs:

- Tackles** - 10 (Twice, last vs. Arizona, 12/15/13)
- Sacks** - 2 (Eight times, last at Arizona, 12/10/17)
- Tackles for Loss** - 3 (Three times, last at San Francisco, 12/17/17)
- Forced Fumble** - 1 (Five times, last vs. L.A. Rams, 12/24/17)
- Fumble Recovery** - 1 (Twice, last at Oakland, 11/24/13)
- Quarterback Pressures** - 6 vs. Jacksonville (10/27/16)
- Passes Defended** - 3 vs. Atlanta (10/25/15)

Casey's Playoff Single-Game Highs:

- Tackles** - 8 at Kansas City (1/6/18)
- Quarterback Pressures** - 4 at Kansas City (1/6/18)
- Passes Defended** - 1 at Kansas City (1/6/18)

FRANCHISE SACK LEADERS

Jurrell Casey ranks among the franchise's all-time leaders in career sacks. He passed former defensive end Kyle Vanden Bosch (38.5) in 2017 for 10th place in franchise annals.

Most career sacks, franchise history:

Player	Position	Seasons	Sacks*
1. Elvin Bethea	DE	1968–83	105.0
2. Ray Childress	DT	1985–95	75.5
3. Jesse Baker	DE	1979–87	66.0
4. William Fuller	DE	1986–93	59.0
5. Sean Jones	DE	1988–93	57.5
6. Jevon Kearse	DE	1999–03, 2008–09	52.0
7. Robert Brazile	LB	1975–84	48.0
8. Ted Washington	LB	1973–82	45.0
9. Derrick Morgan	OLB	2010–17	44.0
10. Jurrell Casey	DT	2011–17	39.0
11. Kyle Vanden Bosch	DE	2005–09	38.5

* Individual sacks became an official statistic in 1982. Sacks recorded prior to 1982 are unofficial.

SACKS BY TITANS/OILERS DTS

Since individual sacks became an official NFL statistic in 1982, Jurrell Casey and Ray Childress are the only Titans/Oilers defensive tackles to produce double-digit sacks in a single season.

Most sacks in a season by Oilers/Titans defensive tackles, 1982–present:

Defensive Tackle	Season	Sacks
1. Ray Childress	1992	13.0
2. Jurrell Casey	2013	10.5
3. Ray Childress	1993	9.0
4. Albert Haynesworth	2008	8.5
Ray Childress	1989	8.5
Ray Childress	1988	8.5
Ray Childress	1990	8.0
8. Jurrell Casey	2015	7.0
Karl Klug	2011	7.0
Gary Walker	1997	7.0
Ray Childress	1991	7.0

Note: In 1992, Lee Williams recorded 11 total sacks while playing both defensive end and defensive tackle for the Oilers. He is excluded from this list.



2013 SACKS BY DEFENSIVE TACKLES

Titans defensive tackle **Jurrell Casey** recorded a career-high 10.5 sacks in 2013. The third-year defensive tackle tied for second in the NFL in sacks among defensive tackles behind only Jason Hatcher of the Dallas Cowboys, who had 11 sacks.

Most sacks among defensive tackles in 2013:

Player	Team	Sacks
1. Jason Hatcher	Dal	11.0
2. Jurrell Casey	Ten	10.5
Kyle Williams	Buf	10.5
4. Gerald McCoy	TB	9.0
5. Marcell Dareus	Buf	7.5
6. Geno Atkins	Cin	6.0
Nick Fairley	Det	6.0
Chris Jones	NE	6.0
9. Michael Brockers	StL	5.5
Clinton McDonald	Sea	5.5
Ndamukong Suh	Det	5.5

#94 • DL AUSTIN JOHNSON

[CLICK FOR COMPLETE BIO \(PDF\)](#)


Defensive lineman **Austin Johnson** (6-4, 314) is in his second NFL season. He was selected by the Titans with the 43rd overall pick in the second round of the 2016 NFL Draft.

In his rookie campaign, Johnson played in 10 total games and totaled 15 tackles, 0.5 sacks, one tackle for loss, one quarterback pressure and one pass defended.

In three seasons at Penn State, Johnson appeared in 38 games and recorded 28 starts, including starts in all 26 games as a sophomore and junior. He totaled 154 tackles, 8.5 sacks, 24 tackles for loss, eight passes defended, one forced fumble and four fumble recoveries, including a 71-yard fumble return for a touchdown.

As a junior in 2015, Johnson started all 13 games and was named Associated Press first-team All-Big Ten honors. He ranked second on the team with 15 tackles for loss and 6.5 sacks. His 78 tackles ranked second among FBS defensive linemen and third on the team. It was the highest tackle total by a Penn State defensive lineman since Jimmy Kennedy's 87 in 2002.

Johnson is a native of Galloway, N.J.



2017 Highlights:

- **Against Oakland (9/10)**, posted two tackles.
- **At Jacksonville (9/17)**, tallied two tackles.
- **At Houston (10/1)**, tied his career high with four tackles.
- **Against Indianapolis (10/16)**, registered two tackles.
- **Against Baltimore (11/5)**, posted a pair of tackles.
- **Against Cincinnati (11/12)**, recorded one tackle.
- **At Pittsburgh (11/16)**, tallied one tackle.
- **At Indianapolis (11/26)**, posted two tackles, including a tackle for loss.
- **Against Houston (12/3)**, set career highs with five tackles and one sack. In the fourth quarter, he took down Tom Savage for no gain to record his first career solo sack.

- **At Arizona (12/10)**, recorded his first career start at defensive end and recorded three tackles.
- **At San Francisco (12/17)**, posted three tackles and one pass defended.
- **Against the Los Angeles Rams (12/24)**, registered two tackles, including a tackle for loss.
- **Against Jacksonville (12/31)**, recorded two tackles and a pass defended.
- **At Kansas City (1/6)**, posted three tackles in his NFL playoff debut.

Johnson's Career Regular Season Statistics:

Year	GP	GS	Tackle	Sack	TFL	QBP	Int	PD	FF	FR
2016	10	0	15	0.5	1	1	0	1	0	0
2017	16	3	32	1.0	2	0	0	2	0	0
Totals	26	3	47	1.5	3	1	0	3	0	0

Johnson's 2017/Career Postseason Statistics:

Year	GP	GS	Tackle	Sack	TFL	QBP	Int	PD	FF	FR
2017	1	1	3	0.0	0	0	0	0	0	0

Johnson's Regular Season Single-Game Highs:

- Tackles** - 5 vs. Houston (12/3/17)
- Sacks** - 1 vs. Houston (12/3/17)

Johnson's Playoff Single-Game Highs:

- Tackles** - 3 at Kansas City (1/6/18)

#90 • DL DAQUAN JONES

[CLICK FOR COMPLETE BIO \(PDF\)](#)

Defensive lineman **DaQuan Jones** (6-4, 322) is in his fourth NFL season. He was selected by the Titans in the fourth round (112th overall) of the 2014 NFL Draft.

Jones was placed on injured reserve on Dec. 4, 2017 due to a bicep injury he suffered the previous day against the Houston Texans. It concluded a season in which he totaled a career-high 3.5 sacks, 36 tackles, one tackle for loss and nine quarterback pressures. The injury put an end to his streak of 45 consecutive starts.

Jones was one of two Titans who started every game from 2015–2016, holding down a spot at defensive end for consecutive seasons. Outside linebacker **Brian Orakpo** was the other member of the team to start every game in that time period.

In 2016, Jones recorded 29 tackles, a career-high 1.5 sacks, one tackle for loss, eight quarterback pressures and a fumble recovery for a touchdown.

Jones was one of four members of the team to start all 16 games in 2015. He totaled 67 tackles, 15 quarterback pressures, two tackles for loss and a fumble recovery.

As a rookie, Jones appeared in seven games with one start. He registered 13 tackles, a sack, three quarterback pressures, two tackles for loss and a forced fumble.


A leader at Penn State during a time of turmoil, Jones started 23 of 46 college games, with all of his starting assignments coming during the last two seasons. Jones finished his career with 92 tackles, adding 4.5 sacks for minus 28 yards, 15.5 stops for losses totaling 55 yards, two fumble recoveries and a pass deflection.

As a senior in 2013, he started all 12 games at defensive tackle, finishing fifth on the team with a career-high 56 tackles (33 solos). His tackle total was the most for any interior defensive lineman in the Big Ten during the 2013 campaign. Jones was named first-team All-Big Ten by the league's coaches and second-team All-Conference by the media. He was named Penn State's Outstanding Senior Player and the recipient of the team's Reid-Robinson Award.

Jones is a native of Johnson City, N.Y.

2017 Highlights:

- **Against Oakland (9/10)**, registered four tackles.
- **At Jacksonville (9/17)**, posted one tackle.
- **At Houston (10/1)**, tallied two tackles and a quarterback pressure.
- **At Miami (10/8)**, registered six tackles.
- **Against Indianapolis (10/16)**, tallied three tackles.
- **At Cleveland (10/22)**, posted six tackles and two quarterback pressures.
- **Against Baltimore (11/5)**, totaled three tackles.



- **At Pittsburgh (11/16)**, registered two tackles and two quarterback pressures.
- **At Indianapolis (11/26)**, totaled five tackles, two sacks, one tackle for loss and three quarterback pressures. On the Colts' first possession, he sacked Jacoby Brissett for an eight-yard loss on third down. In the second quarter, he added a one-yard sack, giving him the first multi-sack game of his four-year career.
- **Against Houston (12/3)**, led the team with 1.5 sacks to go along with three tackles and one quarterback pressure. In the second quarter, he dropped quarterback Tom Savage for a seven-yard loss, and later in the second stanza, he combined with Brian Orakpo on an eight-yard sack. The two plays gave Jones a career-high 3.5 sacks in 2017—all of which came in a two-game span. In the third quarter, Jones exited with an arm injury and did not return.
- He was placed on injured reserve on Dec. 4, 2017.

Jones' Career Regular Season Statistics:


Year	Team	GP	GS	Tackle	Sack	TFL	QBP	Int	PD	FF	FR
2014	Ten	7	1	13	1.0	2	3	0	0	1	0
2015	Ten	16	16	67	0.0	2	15	0	0	0	1
2016	Ten	16	16	29	1.5	1	8	0	0	0	1
2017	Ten	12	12	36	3.5	1	9	0	0	0	0
Totals		51	45	145	6.0	6	35	0	0	1	2

Jones' Regular Season Single-Game Highs:

- Tackles** - 7 (Twice, last at San Diego, 11/6/16)
- Sacks** - 2 at Indianapolis (11/26/17)
- Quarterback Pressures** - 3 at Indianapolis (11/26/17)
- Forced Fumble** - 1 vs. Indianapolis (12/28/14)
- Fumble Recovery** - 1 (Twice, last vs. Houston, 1/1/17)

#97 • DL KARL KLUG

[CLICK FOR COMPLETE BIO \(PDF\)](#)



Karl Klug (6-3, 278) is in his seventh NFL season. He was selected by the Titans in the fifth round (142nd overall) of the 2011 NFL Draft and was re-signed as an unrestricted free agent in March 2015.

Klug's 2016 campaign was cut short due to injury. He was placed on injured reserve on Dec. 21 due to a left Achilles injury and missed the final two games of the season. They were the first two games of his career in which he did not play. His season totals included 25 tackles, 1.5 sacks, one tackle for loss, 18 quarterback pressures and a pass defensed.

Through his first five seasons, Klug (pronounced KLOOG) never missed a game. In 2015, he set a career high with 19 quarterback pressures and recorded four sacks, which was the second-highest total of his career. He added 26 tackles, one pass defensed and one forced fumble.

Prior to 2014, Klug saw time at defensive end and defensive tackle in the defense's previous 4-3 scheme.

As a rookie in 2011, Klug emerged as one of the top young pass-rushing defensive tackles in the NFL, compiling a team-high seven sacks. The total tied for sixth place in sacks among all NFL rookies, tied for fourth among all NFL defensive tackles, and led all rookie defensive tackles. Playing in all 16 games (one start), Klug also totaled 32 tackles, 10 quarterback pressures, two tackles for loss, four passes defensed and two forced fumbles.

During a four-year career at Iowa, Klug appeared in 40 games with 26 consecutive starts to end his career. He tallied 140 tackles, 31 tackles for loss, 9.5 sacks, eight quarterback pressures, eight passes defensed, four forced fumbles and a fumble recovery.

As a senior in 2010, the Caledonia, Minn., native led the Hawkeyes with 13 tackles for loss and 5.5 sacks. He totaled 57 tackles en route to earning second-team All-Big Ten honors from the league's coaches and media. His honors also included the Roy J. Carver Most Valuable Player Award on defense, the Iron Hawk Award and the Hayden Fry "Extra Heart-beat" Award.

2017 Highlights:

- **Against Oakland (9/10)**, recorded three tackles.
- **At Jacksonville (9/17)**, posted one tackle.
- **At Houston (10/1)**, registered four tackles and one quarterback pressure.
- **Against Indianapolis (10/16)**, tallied three tackles.

- **At Cleveland (10/22)**, participated in his 100th career game and totaled three tackles.
- **Against Baltimore (11/5)**, registered a quarterback pressure and a pair of tackles, including a half sack. Late in the second quarter, he and outside linebacker Derrick Morgan combined to sack Joe Flacco for a four-yard loss on third down to force a punt.
- **At Pittsburgh (11/16)**, sacked Ben Roethlisberger for a seven-yard loss in the second quarter.
- **At Indianapolis (11/26)**, registered one tackle.
- **Against Houston (12/3)**, contributed two tackles and two quarterback pressures.
- **At Arizona (12/10)**, totaled three tackles, one tackle for loss and one quarterback pressure.
- **At San Francisco (12/17)**, recorded one tackle.
- **Against Jacksonville (12/31)**, tallied two tackles and one quarterback pressure.
- **At Kansas City (1/6)**, registered one quarterback pressure in his first career playoff game.

Klug's Career Regular Season Statistics:

Year	GP	GS	Tackle	Sack	TFL	QBP	Int	PD	FF	FR
2011	16	1	32	7.0	2	10	0	4	2	0
2012	16	1	12	3.5	1	5	0	1	0	0
2013	16	3	26	2.0	0	4	0	2	2	1
2014	16	0	31	2.0	5	5	0	0	0	0
2015	16	0	26	4.0	0	19	0	1	1	0
2016	14	3	25	1.5	1	18	0	1	0	0
2017	15	0	24	1.5	1	6	0	0	0	0
Totals	109	8	176	21.5	10	67	0	9	5	1

Klug's 2017/Career Postseason Statistics:

Year	GP	GS	Tackle	Sack	TFL	QBP	Int	PD	FF	FR
2017	1	0	0	0.0	0	1	0	0	0	0

Klug's Regular Season Single-Game Highs:


- Tackles** - 5 (Twice, last at Houston, 10/2/16)
- Sacks** - 2 (Twice, last at Indianapolis 12/9/12)
- Tackles For Loss** - 2 at Washington (10/19/14)
- Forced Fumbles** - 2 vs. Baltimore (9/18/11)
- Fumble Recovery** - 1 vs. N.Y. Jets (9/29/13)

Klug's Playoff Single-Game Highs:

- Quarterback Pressures** - 1 at Kansas City (1/6/18)

#96 • NT SYLVESTER WILLIAMS

[CLICK FOR COMPLETE BIO \(PDF\)](#)



Nose tackle Sylvester Williams (6-2, 313) is in his fifth NFL season and his first campaign with the Titans. He was signed as an unrestricted free agent on March 14, 2017.

The veteran arrived in Tennessee after spending the first four years of his career with the Denver Broncos. During his time in Denver, he played in 60 games, including 48 starts, and totaled 93 tackles, 5.5 sacks and 17 tackles for loss.

Originally a first-round selection (28th overall) by the Broncos in the 2013 NFL Draft, Williams became a starter in a defense that finished in the NFL's top four overall rankings (yards allowed) in each season from 2014–2016, including the top ranked defense in 2015. The 2014 Broncos defense ranked second in the NFL against the run, as they set a franchise record for fewest rushing yards allowed in a season.

Williams also possesses extensive playoff experience. He participated in seven postseason contests (six starts) with the Broncos, including Super Bowl 50 and Super Bowl XLVII.

A native of Jefferson City, Mo., Williams played the final two years of his college career at the University of North Carolina. He began his college career at Coffeyville Community College.

2017 Highlights:

- **Against Oakland (9/10)**, started at nose tackle in his Titans regular season debut and notched a pair of tackles.
- **At Jacksonville (9/17)**, posted one tackle.
- **At Houston (10/1)**, registered three tackles.
- **At Cleveland (10/22)**, posted one tackle.



- **Against Baltimore (11/5)**, posted one tackle.
- **Against Cincinnati (11/12)**, registered one tackle for loss.
- **At Pittsburgh (11/16)**, totaled a pair of tackles.
- **At Indianapolis (11/26)**, recorded two tackles.
- **Against Houston (12/3)**, tallied one tackle and two quarterback pressures.
- **At Arizona (12/10)**, registered two tackles, including a tackle for loss.
- **At San Francisco (12/17)**, posted two tackles, including a tackle for loss.
- **Against the Los Angeles Rams (12/24)**, recorded two tackles.
- **Against Jacksonville (12/31)**, set a career high with six tackles. He was also credited with one tackle for loss and one quarterback pressure.
- **At Kansas City (1/6)**, registered four tackles, one sack and one tackle for loss. In the first half, he forced quarterback Alex Smith out of bounds for no gain to record his first career postseason sack.

Williams' Career Regular Season Statistics:

Year	Team	GP	GS	Tackle	Sack	TFL	QBP	Int	PD	FF	FR
2013	Den	13	4	19	2.0	5	-	0	0	0	1
2014	Den	16	13	21	0.0	0	-	0	1	0	0
2015	Den	15	15	25	2.5	0	-	0	0	0	0
2016	Den	16	16	29	1.0	0	-	0	1	0	0
2017	Ten	15	11	26	0.0	4	3	0	0	0	0
Totals		75	59	120	5.5	9	NA	0	2	0	1

Williams' Career Postseason Statistics:

Year	Team	GP	GS	Tackle	Sack	TFL	QBP	Int	PD	FF	FR
2013	Den	3	3	3	0.0	0	-	0	0	0	0
2014	Den	1	0	1	0.0	0	-	0	0	0	0
2015	Den	3	3	2	0.0	0	-	0	0	0	0
2017	Ten	1	0	4	1.0	1	-	0	0	0	0
Totals		8	6	10	1.0	1	-	0	0	0	0

Williams' Regular Season Single-Game Highs:

- Tackles** - 6 vs. Jacksonville (12/31/17)
- Sacks** - 1 (Five times, last at Tampa Bay, 10/2/16)
- Fumble Recovery** - 1 at Oakland (12/29/13)

Williams' Postseason Single-Game Highs:

- Tackles** - 4 at Kansas City (1/6/18)
- Sacks** - 1 at Kansas City (1/6/18)

MORE TITANS DEFENSIVE LINEMEN

95 - DE DAVID KING (6-4, 281, 2nd Year, Oklahoma)

- **David King** was acquired by the Titans in a trade with the Kansas City Chiefs on Sept. 1, 2017.
- King was originally selected by the Philadelphia Eagles in the seventh round of the 2013 NFL Draft. He later joined the Cincinnati Bengals (2013–2014), Seattle Seahawks (2014–2015) and the Chiefs (2015–2017).
- Prior to joining the Titans, he played in 10 total NFL games and tallied four tackles, one tackle for loss, 1.5 sacks and two passes defended.
- In 2016, he spent time with the Chiefs on the practice squad and on the 53-man roster. He appeared in two games in a reserve role.
- In four years at Oklahoma, he saw action in 43 games, including 21 starts. He accumulated 75 tackles and 5.5 sacks.
- As a senior, he was named second-team All-Big 12 by the league's coaches.
- King is a native of Houston, Texas.

2017 Highlights:

- **At Jacksonville (9/17)**, made his Titans debut and registered a tackle.
- **At Arizona (12/10)**, credited with his first sack of the season, forcing Blaine Gabbert out of bounds for a one-yard loss.



TITANS LINEBACKERS

No.	Name	Ht	Wt	Exp	College
53	Bates, Daren	5-11	225	5	Auburn
55	Brown, Jayon	6-0	226	R	UCLA
44	Carraway, Josh	6-3	242	R	Texas Christian
92	Dodd, Kevin	6-5	277	2	Clemson
91	Morgan, Derrick	6-4	261	8	Georgia Tech
51	Ochi, Victor (IR)	6-1	242	1	Stony Brook
98	Orakpo, Brian	6-4	257	9	Texas
50	Palmer, Nate	6-2	248	5	Illinois State
93	Walden, Erik	6-2	250	10	Middle Tennessee St.
52	Wallace, Aaron (IR)	6-2	242	2	UCLA
54	Williamson, Avery	6-1	246	4	Kentucky
59	Woodyard, Wesley	6-0	233	10	Kentucky

#55 • LB JAYON BROWN

[CLICK FOR COMPLETE BIO \(PDF\)](#)



Linebacker **Jayon Brown** (6-0, 226) was selected by the Titans in the fifth round (155th overall) of the 2017 NFL Draft.

In four seasons at UCLA (2013-16), Brown appeared in 49 games with 21 starts and totaled 220 tackles, three sacks, nine tackles for loss, three interceptions, 15 passes defended, one forced fumble and four fumble recoveries. He started 21 games over his final two seasons and totaled nine games with double-digit tackles.

As a senior in 2016, he earned first-team All-Pac-12 honors after leading the Bruins with 119 tackles, which tied for 16th on the all-time school single-season list. He added 2.5 sacks, seven tackles for loss, three interceptions, 23 passes defended and two fumble recoveries.

Brown is a native of Long Beach, Calif.

2017 Highlights:

- **Against Oakland (9/10)**, made his NFL regular season debut and posted four tackles.
- **Against Seattle (9/24)**, posted five tackles.
- **At Houston (10/1)**, totaled five tackles and a quarterback pressure.
- **Against Indianapolis (10/16)**, posted four tackles and one quarterback pressure and tied for the team lead with two passes defended.
- **At Cleveland (10/22)**, registered five tackles.
- **Against Baltimore (11/5)**, set a season high through eight games with six tackles.
- **Against Cincinnati (11/12)**, tied his season high through nine games with six tackles.
- **At Pittsburgh (11/16)**, posted five tackles, including a tackle for loss.
- **At Indianapolis (11/26)**, registered three tackles, a half sack and two quarterback pressures. In the first quarter, he combined with Derrick Morgan to sack Jacoby Brissett for a three-yard loss on third down. It was the first half sack of Brown's career.
- **Against Houston (12/3)**, tallied one tackle and one pass defended.
- **At Arizona (12/10)**, set a season high with seven tackles.
- **At San Francisco (12/17)**, posted five tackles, one tackle for loss, one sack and two quarterback pressures. In the fourth quarter, he took down Jimmy Garoppolo for no gain to register the first solo sack of his career.
- **Against the Los Angeles Rams (12/24)**, registered five tackles.
- **Against Jacksonville (12/31)**, posted two tackles and one fumble recovery. Late in the second quarter, on a catch by wide receiver Keelan Cole, he notched his first career fumble recovery after cornerback Adoree' Jackson punched the ball out of Cole's hands.
- **at Kansas City (1/6)**, posted three tackles in his NFL playoff debut.

Brown's 2017/Career Regular Season Statistics:

Year	GP	GS	Tackle	Sack	TFL	QBP	Int	PD	FF	FR
2017	16	0	67	1.5	2	6	0	4	0	1

Brown's 2017/Career Postseason Statistics:

Year	GP	GS	Tackle	Sack	TFL	QBP	Int	PD	FF	FR
2017	1	0	3	0.0	0	0	0	0	0	0

Brown's College Defensive Statistics:

Year	Team	GP	GS	Tackle	Sack	TFL	Int	PD	FF	FR
2013	UCLA	13	0	6	0.0	0	0	0	1	1
2014	UCLA	12	0	2	0.0	0	0	0	0	0
2015	UCLA	12	9	93	0.5	2	0	6	0	1
2016	UCLA	12	12	119	2.5	7	3	9	0	2
Totals		49	21	220	3.0	9	3	15	1	4

Brown's NFL Regular Season Single-Game Highs:

Tackles - 7 at Arizona (12/10/17)

Sacks - 1 at San Francisco (12/17/17)

Pass Defensed - 2 vs. Indianapolis (10/16/17)

Brown's NFL Playoff Single-Game Highs:

Tackles - 3 at Kansas City (1/6/18)

#92 • OLB KEVIN DODD

[CLICK FOR COMPLETE BIO \(PDF\)](#)



Kevin Dodd is in his second NFL season. He was selected by the Titans with the 33rd overall draft choice in the second round of the 2016 NFL Draft.

The 6-foot-5-inch, 277-pounder transitioned to a 3-4 outside linebacker with the Titans after playing defensive end at Clemson.

In 2016, after appearing in nine games with one start, Dodd was placed on injured reserve on Dec. 6, ending his rookie campaign due to a foot injury. His totals for the season included nine tackles, one sack, four quarterback pressures and one tackle for loss.

With the Tigers, Dodd served as a reserve in his first three seasons before bursting on the scene as one of the country's top pass rushers during his redshirt junior campaign. His career totals included 107 tackles, 26.5 sacks for loss and 12 sacks over 39 career games.

In his final collegiate campaign, the Greenville, S.C., native started all 15 games and tallied 12 sacks, 23.5 stops for loss, 86 total tackles and 13 quarterback pressures. He ranked in the national top 10 in sacks, and only teammate Shaq Lawson ranked ahead of him nationally in tackles for loss. He was named honorable mention All-ACC by the media after starting all 15 games and registering 86 tackles, 23.5 for loss and 12 sacks.

In the National Championship Game against Alabama, he produced a career-high five tackles for loss and three sacks, both of which set Clemson single-game postseason records.

He is a native of Greenville, S.C.

2017 Highlights:

- **At Indianapolis (11/26)**, posted one tackle and one quarterback pressure.
- **Against Houston (12/3)**, registered one tackle.
- **At Arizona (12/10)**, posted three tackles.
- **At San Francisco (12/17)**, posted four tackles, including one tackle for loss.
- **Against the Los Angeles Rams (12/24)**, posted one tackle and one quarterback pressure.
- **At Kansas City (1/6)**, made his NFL postseason debut.

Dodd's Career Regular Season Statistics:

Year	GP	GS	Tackle	Sack	TFL	QBP	Int	PD	FF	FR
2016	9	1	9	1.0	1	4	0	0	0	0
2017	9	0	11	0.0	1	2	0	0	0	0
Totals	18	1	20	1.0	2	6	0	0	0	0

Dodd's 2017/Career Postseason Statistics:

Year	GP	GS	Tackle	Sack	TFL	QBP	Int	PD	FF	FR
2017	1	0	0	0.0	0	0	0	0	0	0

Dodd's Regular Season Single-Game Highs:


Tackles - 6 at Detroit (9/18/16)

Sacks - 1 at Detroit (9/18/16)

Quarterback Pressures - 4 at Detroit (9/18/16)

#91 • OLB DERRICK MORGAN

[CLICK FOR COMPLETE BIO \(PDF\)](#)



Derrick Morgan (6-3, 261) is in his eighth NFL season. He was selected by the Titans with the 16th overall draft choice in the 2010 NFL Draft, and in March 2015, he was re-signed as an unrestricted free agent.

Through the 2016 campaign, Morgan ranked 10th in franchise history with 36.5 career sacks.

In 2016, Morgan started 15 games and set a career high with nine sacks, which ranked sixth among AFC linebackers. He also led the team and set a career high with 56 quarterback pressures, more than doubling his previous career high of 27 quarterback pressures in 2014.

Morgan's 2015 campaign came to an end when he was placed on injured reserve on Dec. 17 with a shoulder injury. Prior to the injury, he appeared in 10 games and registered 34 tackles, 4.5 sacks, 13 quarterback pressures, six tackles for loss, two passes defensed and a forced fumble.

In 2014, Morgan produced at the time the biggest numbers of his career after switching from a 4-3 defensive end to a 3-4 outside linebacker. He started all 16 games for the second time in his career and led the squad with 6.5 sacks. His 27 quarterback pressures and 13 tackles for loss tied for the team lead and set new career highs. Also, his nine passes defensed and two forced fumbles set career highs.

In 2013, Morgan played in 15 games with 14 starts at defensive end and ranked second on the team with six sacks, eight quarterback pressures and three tackles for loss (tied). His totals also included 54 tackles, one pass defensed, one forced fumble and one fumble recovery.

In 2012, Morgan started all 16 games for the first time in his career and led the Titans with 6.5 sacks and 19 quarterback pressures. He also set a career high with 68 tackles and added five tackles for loss, five passes defensed, a forced fumble and a fumble recovery.

Morgan played in 15 games in 2011 and led the Titans with 20 quarterback pressures. He added 47 tackles, 2.5 sacks, three tackles for loss and two passes defensed.

As a rookie, an ACL tear ended his season after only four games.

In three seasons at Georgia Tech, the Coatesville, Pa., native totaled 115 tackles, 19.5 sacks, 29.5 tackles for loss, five passes defensed, six fumble recoveries and two forced fumbles in 39 games. He started the final 27 consecutive games of his college career at left defensive end. Prior to entering the NFL after his junior season, he was named the ACC Defensive Player of the Year with an ACC-high 12.5 sacks.

2017 Highlights:

- **Against Oakland (9/10)**, totaled four tackles, one sack, a team-high two tackles for loss and a team-high five quarterback pressures. In the second quarter, he sacked Derek Carr for a seven-yard loss to help force a punt.
- **At Jacksonville (9/17)**, totaled four tackles, one sack and one pass defensed. He recorded his second consecutive game with a sack, dropping Blake Bortles for a five-yard loss on third down in the third quarter. The sack tied Morgan with former Titans defensive end Kyle Vanden Bosch (38.5) for ninth on the team's all-time sack list.
- **Against Seattle (9/24)**, registered three tackles and seven quarterback pressures.
- **At Houston (10/1)**, led the defense with five quarterback pressures



and added two tackles and a sack. In the fourth quarter, he sacked Texans quarterback Tom Savage for an eight-yard loss. The play moved him ahead of former defensive end Kyle Vanden Bosch (38.5 career sacks) for ninth place on the team's all-time sack list.

- **At Miami (10/8)**, registered two tackles and three quarterback pressures.
- **Against Indianapolis (10/16)**, posted one tackle and one quarterback pressure.
- **At Cleveland (10/22)**, totaled three tackles, 1.5 sacks, five quarterback pressures and one tackle for loss. He took down quarterback Cody Kessler for a five-yard loss in the fourth quarter, and in overtime, he and Brian Orakpo split a 12-yard sack on third down to force a punt. The Titans kicked the game-winning field goal on the ensuing drive. He became the ninth player in franchise history to reach 40.0 career sacks. In the "Titans era" (1999–present), only Jevon Kearse (52.0) had previously accomplished the feat.
- **Against Baltimore (11/5)**, led the team with three quarterback pressures and added three tackles and a half sack. Late in the second quarter, he and defensive end Karl Klug combined to sack Joe Flacco for a four-yard loss on third down to force a punt.
- **Against Cincinnati (11/12)**, played his 100th career NFL game. In the second quarter, he recovered a fumble after the ball was stripped from quarterback Andy Dalton by outside linebacker Brian Orakpo. It led to a touchdown on the ensuing Titans possession. On Cincinnati's next drive, Morgan recovered another fumble by Dalton. He became the first Titans player to record two opponent fumble recoveries since linebacker Colin McCarthy at the Buffalo Bills on Dec. 4, 2011.
- **At Pittsburgh (11/16)**, totaled four tackles, one tackle for loss, one sack and four quarterback pressures. In the second quarter, he sacked Ben Roethlisberger for a six-yard loss.
- **At Indianapolis (11/26)**, registered five tackles, one sack, one tackle for loss and a team-high eight quarterback pressures. He combined with Jayon Brown for a sack in the first quarter and with Brian Orakpo for a sack in the second quarter.
- **Against Houston (12/3)**, totaled four tackles, six quarterback pressures and a half sack. With a half sack on the final play of the game—a 19-yard takedown shared with Brian Orakpo—he recorded his third consecutive game with at least a half sack. The play also gave him at least a half sack in five games over a six-game stretch.
- **At Arizona (12/10)** and **at San Francisco (12/17)**, he was inactive with a knee injury.
- **Against the Los Angeles Rams (12/24)**, led the team with five quarterback pressures and added one tackle and one pass defended.
- **Against Jacksonville (12/31)**, registered three tackles and three quarterback pressures.
- **At Kansas City (1/6)**, tallied seven tackles, one tackle for loss, one sack and four quarterback pressures in his first career playoff game. During Kansas City's final drive, he took down Alex Smith for no gain on third down to record his first career postseason sack.

Morgan's Career Regular Season Statistics:

Year	GP	GS	Tackle	Sack	TFL	QBP	Int	PD	FF	FR
2010	4	0	10	1.5	0	1	0	1	0	0
2011	15	10	47	2.5	3	20	0	2	0	0
2012	16	16	68	6.5	5	19	0	5	1	1
2013	15	14	54	6.0	3	8	0	1	1	1
2014	16	16	82	6.5	13	27	0	9	2	0
2015	10	9	34	4.5	6	13	0	2	1	0
2016	15	15	50	9.0	4	56	0	1	0	0
2017	14	14	40	7.5	7	59	0	2	0	2
Totals	105	94	383	44.0	41	203	0	23	5	4

Morgan's 2017/Career Postseason Statistics:

Year	GP	GS	Tackle	Sack	TFL	QBP	Int	PD	FF	FR
2017	1	1	7	1.0	1	4	0	0	0	0

Morgan's Regular Season Single-Game Highs:

- Tackles** - 13 at Philadelphia (11/23/14)
- Sacks** - 2 (Four times, last at Miami, 10/9/16)
- Quarterback Pressures** - 9 (Twice, last at Indianapolis, 11/20/16)
- Fumble Recovery** - 2 vs. Cincinnati (11/12/17)
- Forced Fumble** - 1 (Four times, last at Jacksonville, 12/18/14)
- Tackles For Loss** - 3 (Twice, last vs. Indianapolis, 12/28/14)

Morgan's Playoff Single-Game Highs:

- Tackles** - 7 at Kansas City (1/6/18)
- Sacks** - 1 at Kansas City (1/6/18)
- Quarterback Pressures** - 4 at Kansas City (1/6/18)
- Tackles For Loss** - 1 at Kansas City (1/6/18)



FRANCHISE SACK LEADERS

Derrick Morgan ranks among the franchise's all-time leaders in career sacks. He moved ahead of **Kyle Vanden Bosch** (38.5) for ninth place on the all-time list at Houston on Oct. 1, 2017.

Most career sacks, franchise history:

Player	Position	Seasons	Sacks*
1. Elvin Bethea	DE	1968–83	105.0
2. Ray Childress	DT	1985–95	75.5
3. Jesse Baker	DE	1979–87	66.0
4. William Fuller	DE	1986–93	59.0
5. Sean Jones	DE	1988–93	57.5
6. Jevon Kearse	DE	1999–03, 2008–09	52.0
7. Robert Brazile	LB	1975–84	48.0
8. Ted Washington	LB	1973–82	45.0
9. Derrick Morgan	OLB	2010–17	44.0
10. Jurrell Casey	DT	2011–17	39.0

* Individual sacks became an official statistic in 1982. Sacks recorded prior to 1982 are unofficial.

FIFTH SEASON WITH SIX SACKS

Derrick Morgan has posted at least six sacks in five different seasons since the Titans made him the 16th-overall pick in the 2010 NFL Draft.

From the time individual sacks became an official NFL statistic in 1982 until now, there have only been three players with the Titans/Oilers who have reached the six-sack mark more often than Morgan: defensive linemen **Ray Childress** (eight seasons with at least six sacks), **William Fuller** (six) and **Sean Jones** (six). Morgan is the first "Titans era" player (1999–present) with five seasons of at least six sacks.

Most seasons with six or more sacks with the Titans/Oilers, 1982–2017:

Player (Position)	Seasons with 6.0 Sacks
1. Ray Childress (DE/DT)	8
2. William Fuller (DE)	6
Sean Jones (DE)	6
4. Derrick Morgan (DE/OLB)	5
5. Jevon Kearse (DE)	4
6. Jurrell Casey (DT)	3
Kyle Vanden Bosch (DE)	3

TITANS SACK LEADERS SINCE 2010

Since entering the NFL in 2010 as a first-round pick, **Derrick Morgan** leads the Titans in sacks. The next closest total is held by defensive lineman **Jurrell Casey**.

Morgan has had at least 4.5 sacks in every season from 2012 through 2017.

Most sacks among Titans players, 2010–2017:

Player	Sacks
1. Derrick Morgan	44.0
2. Jurrell Casey	39.0
3. Brian Orakpo	24.5
4. Karl Klug	21.5
5. Wesley Woodyard	14.5
5. Jason Babin	12.5

SACKS BY TITANS/OILERS LINEBACKERS

In 2016, outside linebackers **Brian Orakpo** and **Derrick Morgan** turned in two of the top sack totals in franchise history among linebackers. Orakpo's current sack total is the highest by a Titans/Oilers linebacker since sacks became an official statistic in 1982. Morgan was not far from Orakpo's pace and was second in team annals among linebackers.

Prior to the 2014 season, Morgan switched from a 4-3 defensive end to a 3-4 outside linebacker, and in his first season in the new position, he led the team with 6.5 sacks.

In 2015, Orakpo arrived in Tennessee and registered seven sacks.

Most sacks in a season by franchise linebackers since 1982:

Linebacker	Season	Sacks
1. Brian Orakpo	2016	10.5
2. Derrick Morgan	2016	9.0
3. Lamar Lathon	1994	8.5
4. Johnny Meads	1988	8.0
5. Derrick Morgan	2017	7.5
6. Brian Orakpo	2017	7.0
Brian Orakpo	2015	7.0
8. Derrick Morgan	2014	6.5
Robert Brazile	1982	6.5
Akeem Ayers	2012	6.0
Mike Barrow	1996	6.0
Eddie Robinson	1999	6.0

2016'S TOP SACK TANDEMS

Together, outside linebackers **Brian Orakpo** and **Derrick Morgan** combined for 19.5 sacks in 2016. Orakpo led the team with 10.5 sacks, while Morgan contributed nine sacks.

Among all defensive tandems in the NFL, Orakpo and Morgan had the seventh-best sack total.

Most combined sacks by two NFL teammates in 2016 (includes team's top two sack producers):

Team	Sacks by Top Two Players	Player 1	Player 2
1. Arizona	23.5	Markus Golden - 12.5	Chandler Jones - 11.0 (Calais Campbell - 8.0)
2. Seattle	21.5	Cliff Avril - 11.5	Frank Clark - 10.0
Denver	21.5	Von Miller - 13.5	Shane Ray - 8.0
4. Minnesota	20.5	Danielle Hunter - 12.5	Everson Griffen - 8.0 (Brian Robison - 7.5) Trent Murphy - 9.0
5. Washington	20.0	Ryan Kerrigan - 11	Trent Murphy - 9.0
Atlanta	20.0	Vic Beasley - 15.5	Adrian Clayborn - 4.5
7. Tennessee	19.5	Brian Orakpo 10.5	Derrick Morgan - 9.0
8. San Diego	18.5	Joey Bosa - 10.5	Melvin Ingram - 8.0
Green Bay	18.5	Nick Perry - 11.0	Julius Peppers - 7.5
Buffalo	18.5	Lorenzo Alexander - 12.5	Jerry Hughes - 6.0

The total by Orakpo and Morgan was the best for any Titans duo since 2007, when defensive ends **Jason Babin** (12.5) and **Dave Ball** (7.0) combined for 19.5 sacks. Orakpo and Morgan tied for the third-most sacks by a pair of teammates in the "Titans era" of the team's history (1999–present).

Most combined sacks by the Titans' top two sack producers in a season, 1999–present:

Season	Sacks by Top Two Players	Player 1	Player 2
1. 1999	20.5	Jevon Kearse - 14.5	Eddie Robinson - 6.0
2. 2007	20.0	Kyle Vanden Bosch - 12.0	Antwon Odom - 8.0
3. 2016	19.5	Brian Orakpo - 10.5	Derrick Morgan - 9.0
2010	19.5	Jason Babin - 12.5	Dave Ball - 7.0
2000	19.5	Jevon Kearse - 11.5	Kenny Holmes - 8.0
6. 2005	19.0	Kyle Vanden Bosch - 12.5	Travis LaBoy - 6.5
7. 2002	18.0	Kevin Carter - 10.0	Carlos Hall - 8.0

#98 • OLB BRIAN ORAKPO

[CLICK FOR COMPLETE BIO \(PDF\)](#)



Outside linebacker **Brian Orakpo** (6-4, 257) completed his eighth NFL season and his second campaign with the Titans in 2016. He was signed as an unrestricted free agent on March 13, 2015.

In his first two years in Tennessee, Orakpo was one of two Titans (**DaQuan Jones**) to start all 32 games, and he led the team over that period with a total of 17.5 sacks. His teammates voted him a defensive captain in both 2015 and 2016.

In 2016, he led the defense with 10.5 sacks, the second-highest total of his career. He ranked second on the team with a career-high 49 quarterback pressures and added 55 tackles, four tackles for loss, five passes defended and one forced fumble. At the conclusion of the year, he was named to his fourth career Pro Bowl (first with the Titans).

In 2015, Orakpo started all 16 games for the first time since 2011. His seven sacks tied for the team lead, and he led the squad with 37 quarterback pressures and 12 tackles for loss.

Orakpo spent the previous six years as a member of the Washington Redskins, who selected him in the first round (13th overall) of the 2009 NFL Draft. During his time in Washington, Orakpo was named to the Pro Bowl three times (2009, 2010 and 2013). His career totals in Washington included 40 sacks, 255 tackles, one interception, 17 passes defended, six forced fumbles and three fumble recoveries in 71 starts. He recorded eight multi-sack games.

As a rookie in 2009, he earned Pro Bowl honors and set a Redskins rookie record with 11 sacks, which also led all NFL rookies.

For each of his first three seasons in Washington, Orakpo led or tied for the team lead in sacks, but he missed most of the 2012 and 2014 seasons with pectoral injuries.

In 2013, he earned his third Pro Bowl selection, as he registered 10 sacks, 60 tackles, one interception return for touchdown, 18 quarterback hits, 16 tackles for loss and two fumble recoveries.

A native of Houston, Texas, Orakpo was drafted by the Redskins out of the University of Texas, where he finished his college career with 22 sacks. He was as a multiple award winner in college, including the Nagurski (nation's top defensive player), Lombardi (nation's top lineman) and the Hendricks (nation's top defensive end). He was a part of the Texas team that won the National Title at the conclusion of the 2005 season.

2017 Highlights:

- **Against Oakland (9/10)**, registered five tackles, one quarterback pressure, one forced fumble and one pass defended.
- **At Jacksonville (9/17)**, totaled four tackles, one sack, one forced fumble and four quarterback pressures. In the second quarter, he recorded a strip-sack against Jaguars quarterback Blake Bortles, and the fumble was recovered by linebacker Erik Walden. Orakpo was credited with his first sack of the season, and the forced fumble was the ninth of his career.
- **Against Seattle (9/24)**, recorded two tackles, one tackle for loss, a team-high 10 quarterback pressures and one pass defended.
- **At Houston (10/1)**, recorded five tackles and four quarterback pressures.
- **At Miami (10/8)**, registered three tackles, including one tackle for loss, and tied for the team lead with four quarterback pressures.
- **Against Indianapolis (10/16)**, posted two tackles and one quarterback pressure.
- **At Cleveland (10/22)**, totaled six tackles, a team-high seven quarterback pressures, one tackle for loss and a half sack. In overtime, he and Derrick Morgan split a 12-yard sack on third down to force a punt. The Titans kicked the game-winning field goal on the ensuing drive.
- **Against Baltimore (11/5)**, totaled five tackles, one tackle for loss and two quarterback pressures.
- **Against Cincinnati (11/12)**, totaled a pair of tackles, one sack, six quarterback pressures and one forced fumble. In the second quarter, he created a turnover with a strip-sack against quarterback Andy Dalton. The fumble was recovered by outside linebacker Derrick Morgan. On the play, Orakpo joined 16 other active players in reaching 60 career sacks. He tied his career high with his third forced fumble of the season (2011).
- **At Pittsburgh (11/16)**, led the team with five quarterback pressures and added three tackles, including a tackle for loss.
- **At Indianapolis (11/26)**, totaled five tackles, 1.5 sacks and four quarterback pressures. He combined with Derrick Morgan for a sack in the second



quarter and dropped Jacoby Brissett for a nine-yard loss in the third quarter.

- **Against Houston (12/3)**, posted five tackles, one sack and a team-high eight quarterback pressures. In the second quarter, he combined with DaQuan Jones on an eight-yard sack of Tom Savage. On the final play of the game, Orakpo and outside linebacker Derrick Morgan split a 19-yard sack.
- **At Arizona (12/10)**, totaled two tackles, one tackle for loss, one sack and three quarterback pressures. In the third quarter, he took down Blaine Gabbert for a nine-yard sack.
- **At San Francisco (12/17)**, registered one tackle and two quarterback pressures.
- **Against the Los Angeles Rams (12/24)**, totaled six tackles, one tackle for loss and two quarterback pressures.
- **Against Jacksonville (12/31)**, recorded a team-high 10 quarterback pressures for the second time in 2017. He added three tackles, one tackle for loss and one sack. With a 10-yard sack in the fourth quarter, he became the first Titans player since Jevon Kearse (1999–2001) to record at least seven sacks in three consecutive seasons.
- **At Kansas City (1/6)**, led the team with 1.5 sacks in his first career play-off game. He added three tackles, one tackle for loss and three quarterback pressures.

Orakpo's Career Regular Season Statistics:

Year	Team	GP	GS	Tackle	Sack	TFL	QBP	Int	PD	FF	FR
2009	Was	16	16	61	11.0	13	20	0	1	1	0
2010	Was	15	15	78	8.5	9	47	0	2	1	0
2011	Was	16	16	66	9.0	7	35	0	5	3	1
2012	Was	2	2	8	1.0	1	3	0	3	1	0
2013	Was	15	15	70	10.0	15	42	1	5	0	2
2014	Was	7	7	28	0.5	1	9	0	1	0	0
2015	Ten	16	16	64	7.0	12	37	0	5	1	0
2016	Ten	16	16	55	10.5	4	49	0	5	1	0
2017	Ten	16	16	60	7.0	10	73	0	2	3	0
Totals		119	119	490	64.5	72	405	1	29	11	3

Orakpo's 2017/Career Postseason Statistics:

Year	GP	GS	Tackle	Sack	TFL	QBP	Int	PD	FF	FR
2017	1	1	3	1.5	1	3	0	0	0	0

Orakpo's Regular Season Single-Game Highs:

- Tackles** - 8 (Four times, last at Miami, 10/9/16)
- Sacks** - 4 at Oakland (12/13/09)
- Interceptions** - 1 vs. Chicago (10/20/13)
- Forced Fumble** - 1 (11 times, last vs. Cincinnati, 11/12/17)
- Fumble Recovery** - 1 (Three times, last at Atlanta, 12/15/13)
- Passes Defensed** - 3 at New Orleans (9/9/12)

Orakpo's Playoff Single-Game Highs:

- Tackles** - 3 at Kansas City (1/6/18)
- Sacks** - 1.5 at Kansas City (1/6/18)
- Quarterback Pressures** - 3 at Kansas City (1/6/18)
- Tackles for Loss** - 1 at Kansas City (1/6/18)

SACKS BY AFC LINEBACKERS IN 2016

In 2016, Titans outside linebacker **Brian Orakpo** tied for 13th in the NFL with 10.5 sacks, and he was ninth among all linebackers. In the AFC, Orakpo's sack total ranked sixth overall and fourth among linebackers.

Sack leaders in 2016 among AFC linebackers:

Player	Team	Sacks
1. Von Miller	Den	13.5
2. Lorenzo Alexander	Buf	12.5
3. Erik Walden	Ind	11.0
4. Brian Orakpo	Ten	10.5
5. Dee Ford	KC	10.0
6. Derrick Morgan	Ten	9.0
7. Melvin Ingram	SD	8.0
Shane Ray	Den	8.0
Terrell Suggs	Bal	8.0
10. Whitney Mercilus	Hou	7.5

SACKS BY AFC LINEBACKERS IN 2015

Titans outside linebacker **Brian Orakpo** tied for sixth in the AFC among linebackers with seven sacks in 2015.

Sack leaders in 2015 among AFC linebackers:

Player	Team	Sacks
1. Whitney Mercilus	Hou	12.0
2. Von Miller	Den	11.0
3. Melvin Ingram	SD	10.5
4. Justin Houston	KC	7.5
DeMarcus Ware	Den	7.5
6. Brian Orakpo	Ten	7.0
Robert Mathis	Ind	7.0
8. Tamba Hali	KC	6.5
9. Jerry Attaochu	SD	6.0
Elvis Dumervil	Bal	6.0

#93 • OLB ERIK WALDEN

[CLICK FOR COMPLETE BIO \(PDF\)](#)



Outside linebacker **Erik Walden** (6-2, 250) is in his 10th NFL season and his first campaign with the Titans. He was signed as an unrestricted free agent on July 28, 2017.

Prior to arriving in Tennessee, Walden spent nine previous seasons with a total of four NFL franchises, including the last four seasons with the Indianapolis Colts. His career totals before joining the Titans included 86 starts, 32 career sacks, two interceptions and seven forced fumbles in 129 career games.

In 2016 with the Colts, he posted a career-high 11.0 sacks, which ranked eighth in the NFL and tied for the ninth most in a season in Colts history. He added 46 tackles, three forced fumbles and nine tackles for loss.

Walden was drafted in the sixth round of the 2008 NFL Draft by the Dallas Cowboys. He went on to play for the Kansas City Chiefs(2008), Miami Dolphins (2008-10) and Green Bay Packers (2010-12) before going to the Colts.

A native of Dublin, Ga., Walden was a two-time All-Sun Belt selection as a defensive end at Middle Tennessee State and finished his career with 22.5 sacks to become the school's all-time leader.

2017 Highlights:

- **Against Oakland (9/10)**, made his regular season Titans debut and tallied three tackles and two quarterback pressures.
- **At Jacksonville (9/17)**, recovered a fumble by Jaguars quarterback Blake Bortles in the second quarter for his third career fumble recovery. He added one tackle in the game.
- **Against Seattle (9/24)**, totaled four tackles, one sack and two quarterback pressures. In the second quarter, he recorded his first sack in a Titans uniform, dropping Russell Wilson for a nine-yard loss.
- **At Houston (10/1)**, notched three tackles.
- **At Miami (10/8)**, registered three tackles and tied for the team lead with

four quarterback pressures.

- **Against Indianapolis (10/16)**, registered two tackles and two quarterback pressures.
- **At Cleveland (10/22)**, posted one quarterback pressure.
- **Against Baltimore (11/5)**, registered a pair of tackles.
- **Against Cincinnati (11/12)**, tallied three tackles and three quarterback pressures.
- **At Pittsburgh (11/16)**, totaled three tackles, one tackle for loss, one sack and one quarterback pressure. In the third quarter, he sacked Ben Roethlisberger for a three-yard loss.
- **At Indianapolis (11/26)**, accumulated three tackles, one sack, one tackle for loss and one quarterback pressure. He recorded his second consecutive game with a sack, dropping Jacoby Brissett for a two-yard loss in the second quarter.
- **Against Houston (12/3)**, registered two tackles, one tackle for loss and three quarterback pressures.
- **At Arizona (12/10)**, started for the first time with the Titans in place of Derrick Morgan (knee) and led the squad with four quarterback pressures. He added five tackles, one tackle for loss and one sack. In the first quarter, he dropped Blaine Gabbert for an eight-yard loss to record his third sack in a four-game span.
- **At San Francisco (12/17)**, started and posted five tackles and three quarterback pressures.
- **Against the Los Angeles Rams (12/24)**, totaled three tackles, one tackle for loss and one quarterback pressure.
- **Against Jacksonville (12/31)**, registered two tackles and one quarterback pressure.
- **At Kansas City (1/6)**, tallied a pair of tackles.

Walden's Career Regular Season Statistics:

Year	Team	GP	GS	Tackle	Sack	TFL	QBP	Int	PD	FF	FR
2008	KC/Mia	15	0	0	0.0	-	-	0	0	0	0
2009	Mia	11	0	0	0.0	-	-	0	0	0	0
2010	Mia/GB	11	2	31	3.0	-	-	0	1	0	0
2011	GB	16	15	86	3.0	-	-	0	2	1	1
2012	GB	15	9	71	3.0	-	-	2	4	0	0
2013	Ind	15	15	58	3.0	-	-	0	3	1	1
2014	Ind	15	14	57	6.0	-	-	0	0	1	0
2015	Ind	15	15	57	3.0	-	-	0	0	1	0
2016	Ind	16	16	46	11.0	-	-	0	0	3	0
2017	Ten	16	2	44	4.0	5	28	0	0	0	1
Totals		145	88	450	36.0	NA	NA	2	10	7	3

Walden's Career Postseason Statistics:

Year	Team	GP	GS	Tackle	Sack	TFL	QBP	Int	PD	FF	FR
2008	Mia	1	0	0	0.0	-	-	0	0	0	0
2010	GB	3	3	15	1.0	-	-	0	0	1	0
2011	GB	1	0	3	0.0	-	-	0	0	0	0
2012	GB	2	1	9	1.0	-	-	0	0	0	0
2013	Ind	2	2	14	1.0	-	-	0	1	0	0
2014	Ind	3	3	16	1.0	-	-	0	1	0	0
2017	Ten	1	0	2	0.0	0	0	0	0	0	0
Totals		13	9	59	4.0	-	-	0	2	1	0

Walden's Regular Season Single-Game Highs:

- Tackles** - 16 vs. Chicago (1/2/11)
- Sacks** - 3 vs. Chicago (1/2/11)
- Interceptions** - 1 (Twice, last vs. Tennessee 12/23/12)
- Forced Fumble** - 2 vs. San Diego (9/25/16)
- Fumble Recovery** - 1 (Three times, last at Jacksonville 9/17/17)
- Passes Defensed** - 2 at Indianapolis (10/7/12)

Walden's Playoff Single-Game Highs:

- Tackles** - 8 at Philadelphia (1/9/11)
- Sacks** - 1 (Four times, last at Denver, 1/11/15)

#54 • ILB AVERY WILLIAMSON

[CLICK FOR COMPLETE BIO \(PDF\)](#)



Linebacker **Avery Williamson** (6-1, 246) is in his fourth NFL season in 2016. He was selected by the Titans in the fifth round (151st overall) of the 2014 NFL Draft.

During his first three campaigns, Williamson accumulated a team-high 393 tackles, increasing his total from 107 tackles as a rookie, to 137 tackles in 2015, and finally to 149 stops in 2016. The next closest three-year tackle total to his during that time was 332 (**Wesley Woodyard**).

In 2016, Williamson started all 16 games for the first time in his career, and his 149 tackles were the most by a member of the Titans since **Stephen Tulloch's** 169 stops in 2010. In addition, he posted two sacks, six tackles for loss, nine quarterback pressures, one interception and one forced fumble.

Williamson started 15 games in 2015 and led the team in tackles for the first time. He became the first defender in the "Titans era" (1999–present) to begin his career with two consecutive 100-tackle seasons. His 2015 statistics also included 3.5 sacks, 13 quarterback pressures and an interception.

In 2014, Williamson had one of the most productive seasons of any Titans defensive rookie in recent memory. Even though he did not record his first start until Week 5, he produced 107 tackles to rank third on the team in 2014 and record the highest tackle total by a rookie in the "Titans era" (1999–present). He added three sacks, eight quarterback pressures, eight tackles for loss, four passes defensed, two fumble recoveries and seven stops on special teams.

During a four-year career at Kentucky, Williamson played in 49 games with 21 starts. He finished his career with 296 total tackles, including double-digit tackles in 12 career contests. After primarily serving on special teams in his first two years, he went over the 100-tackle mark as a junior and senior.

As a senior in 2013, he was a team captain and led the squad in tackles for the second consecutive season. His 102 tackles tied for fourth place in the SEC, and he was named All-SEC second team by Associated Press.

The Milan, Tenn., native grew up as a Titans fan.

2017 Highlights:

- **Against Oakland (9/10)**, tied for the team lead with 10 tackles. He reached 400 career tackles in the contest.
- **At Jacksonville (9/17)**, finished second on the team with nine tackles and batted a Blake Bortles pass that was then intercepted by teammate Curtis Riley.
- **Against Seattle (9/24)**, tallied eight tackles in his 50th career game.
- **At Houston (10/1)**, posted eight tackles and a quarterback pressure.
- **At Miami (10/8)**, led the team with 10 tackles.
- **Against Indianapolis (10/16)**, tallied six tackles and a forced fumble. In the third quarter, he and Wesley Woodyard combined to force a turnover. On a reception by tight end Jack Doyle, he stripped the ball to record his second career forced fumble (first of 2017), and Woodyard recovered for the Titans.
- **At Cleveland (10/22)**, led the team with 15 tackles, including a tackle for loss.
- **Against Baltimore (11/5)**, registered seven tackles and one quarterback pressure.
- **Against Cincinnati (11/12)**, posted one tackle.
- **At Pittsburgh (11/16)**, recorded four tackles.
- **At Indianapolis (11/26)**, led the team with 12 tackles and added one sack, one tackle for loss and one quarterback pressure. In the third quarter, he was credited with his first sack of the season, bringing down Jacoby Brissett for no gain.
- **Against Houston (12/3)**, posted seven tackles and one quarterback pressure.
- **At Arizona (12/10)**, tallied four tackles, one tackle for loss, one sack and one quarterback pressure. Late in the fourth quarter, he was credited with a four-yard sack against Blaine Gabbert. His tackle total pushed him past 100 tackles in 2017, and he became the first Titans defender in the "Titans era" (1999–present) to begin his career with four consecutive 100-tackle seasons.
- **At San Francisco (12/17)**, led the team with four quarterback pressures and added six tackles, one sack and two tackles for loss. In the first quar-

GAME PREVIEW

TEAM NOTES

PLAYER NOTES

MEDIA

STATISTICS

ROSTERS



ter, he sacked Jimmy Garoppolo for an eight-yard loss. It was his second consecutive game with a sack.

➤ **Against the Los Angeles Rams (12/24)**, totaled six tackles and two quarterback pressures.

➤ **Against Jacksonville (12/31)**, led the defense with 12 tackles, including two tackles for loss. He added one quarterback pressure, one pass defended and one forced fumble.

➤ **At Kansas City (1/6)**, registered one tackle and one quarterback pressure in his first career postseason appearance.

Williamson's Career Regular Season Statistics:

Year	GP	GS	Tackle	Sack	TFL	QBP	Int	PD	FF	FR
2014	16	12	107	3.0	8	8	0	4	0	2
2015	15	15	137	3.5	9	13	1	1	0	0
2016	16	16	149	2.0	6	9	1	1	1	0
2017	16	16	125	3.0	7	12	0	2	2	0
Totals	63	59	518	11.5	30	42	2	8	3	2

Williamson's 2017/Career Postseason Statistics:

Year	GP	GS	Tackle	Sack	TFL	QBP	Int	PD	FF	FR
2017	1	1	1	0.0	0	1	0	0	0	0

Williamson's Regular Season Single-Game Highs:

- Tackles** - 16 vs. Carolina (11/15/15)
- Sacks** - 2 vs. Pittsburgh (11/17/14)
- Tackle For Loss** - 3 (Twice, last at Jacksonville, 11/19/15)
- Quarterback Pressures** - 4 at San Francisco (12/17/17)
- Interceptions** - 1 (Twice, last vs. Oakland, 9/25/16)
- Forced Fumble** - 1 (Three times, last vs. Jacksonville, 12/31/17)
- Fumble Recovery** - 1 (Twice, last at Washington, 10/19/14)
- Passes Defensed** - 2 vs. Cleveland (10/5/14)

Williamson's Playoff Single-Game Highs:

- Tackles** - 1 at Kansas City (1/6/18)
- Quarterback Pressures** - 1 at Kansas City (1/6/18)

CONSECUTIVE SEASONS LEADING TEAM

In 2016, **Avery Williamson** led the Titans with a career-high 149 tackles, marking the second consecutive season he led the team in total stops.

Williamson recorded his third consecutive 100-tackle season to begin his career. Previously in the "Titans era" (1999–present), no other player began his career with two consecutive 100-tackle seasons.

Titans tackle leaders in 2016 (by total tackles):

Player	Pos	Total	Solo	Assist
1. Avery Williamson	ILB	149	76	73
2. Wesley Woodyard	ILB	88	52	36
3. Sean Spence	LB	77	41	36
4. Jason McCourty	CB	64	56	8
5. Kevin Byard	S	63	42	21

Titans tackle leaders in 2015 (by total tackles):

Player	Pos	Total	Solo	Assist
1. Avery Williamson	ILB	137	79	58
2. Wesley Woodyard	ILB	110	70	40
3. Michael Griffin	S	101	67	34
4. Zach Brown	ILB	98	65	33
5. Jurrell Casey	DT	86	48	38

TACKLES BY TITANS ROOKIES SINCE 1999

Titans rookie inside linebacker **Avery Williamson** began the 2014 season as a reserve. In Week 5 against Cleveland, he recorded his first career start and started every contest for the rest of the year.

Williamson finished the 2014 campaign with 107 tackles—more than any other rookie for the team since 1999. In the franchise's 16 years as the Titans, the previous defensive rookie with the most tackles was cornerback **Alterraun Verner** with 103 stops in 2010.

Most tackles by a Titans rookie, 1999–2016:

Player	Position	Season	Total	Solo	Assist
1. Avery Williamson	LB	2014	107	55	52
2. Alterraun Verner	CB	2010	103	76	27
3. Zach Brown	LB	2012	93	70	23
4. Akeem Ayers	LB	2011	88	66	22
5. Jevon Kearse	DE	1999	85	59	26
6. Colin McCarthy	LB	2011	76	61	15
7. Jurrell Casey	DT	2011	74	41	33
8. Carlos Hall	DE	2002	70	43	27
9. Tank Williams	S	2002	69	55	14
10. Kevin Byard	S	2016	63	42	21

Note: Tackle statistics for the Titans are compiled from coaches' film study after each game. They sometimes differ from the "press box statistics" tallied at each game.

WILLIAMSON AND THE 2014 ROOKIE CLASS

Avery Williamson played in all 16 games as a rookie, including starts in each of the final 12 games of the season. His statistics included 107 tackles, three sacks and two fumble recoveries.

Among rookies, Williamson's tackle tally ranked fourth in the NFL, according to tackle statistics published by NFL teams, which sometimes differ from "press box statistics." Williamson ranked behind only Baltimore's **C.J. Mosley** (129 tackles), San Francisco's **Chris Borland** (128) and Buffalo's **Preston Brown** (108).

Among rookie inside linebackers, Williamson and Mosley tied for the sack lead, and Williamson led the group in defensive fumble recoveries.

Most tackles among ALL ROOKIES in 2014 (using team-published tackle statistics):

Player	Team	Position	Total Tackles
1. C.J. Mosley	Baltimore	ILB	129
2. Chris Borland	San Francisco	ILB	128
3. Preston Brown	Buffalo	OLB	108
4. Avery Williamson	Tennessee	ILB	107
5. E.J. Gaines	St. Louis	CB	105
6. Anthony Hitchens	Dallas	OLB	100
7. Telvin Smith	Jacksonville	OLB	99
8. Christian Jones	Chicago	ILB	98
9. Ha Ha Clinton-Dix	Green Bay	FS	95
10. Khalil Mack	Oakland	OLB	84

Most sacks by rookie INSIDE LINEBACKERS in 2014:

Player	Team	Sacks
1. C.J. Mosley	Baltimore	3
2. Avery Williamson	Tennessee	3
3. Christian Jones	Chicago	2
4. Chris Kirksey	Cleveland	2

Most defensive fumble recoveries by rookie INSIDE LINEBACKERS in 2014:

Player	Team	Fumble Recoveries
1. Avery Williamson	Tennessee	2
2. Chris Borland	San Francisco	1
Christian Jones	Chicago	1
C.J. Mosley	Baltimore	1

#59 • ILB WESLEY WOODYARD

[CLICK FOR COMPLETE BIO \(PDF\)](#)

Linebacker **Wesley Woodyard** (6-0, 233) is in his 10th NFL season and his fourth campaign with the Titans. He was signed as an unrestricted free agent on March 14, 2014.

Woodyard, who played in all 48 games during his first three seasons with the club, was named a team captain by his teammates in 2016 for the third time as a member of the Titans and for the ninth time in his career.

Woodyard started 10 times in 2016 and registered 88 tackles, two sacks, seven tackles for loss, eight quarterback pressures, one interception and six passes defended.

In 2015, he recorded 12 starts, finished second on the team with 110 tackles and ranked third on the squad with five sacks. He added nine quarterback pressures, seven tackles for loss, three passes defended, a forced fumble, a fumble recovery and six special teams tackles.

In 2014, Woodyard's totals in his first season with the Titans included 16 starts and a career-high 134 tackles, which led the team.

Woodyard joined the Titans after spending the first six years of his career with the Denver Broncos. He appeared in 87 regular-season games with 40 starts. For his Broncos career, he totaled 396 tackles, eight sacks, five interceptions, six forced fumbles and one fumble recovery.

As the middle linebacker from 2012-13, Woodyard started 24 total games and registered 197 tackles, seven sacks, four interceptions and three forced fumbles.

In 2012, Woodyard led the Broncos with a career-high 114 tackles. He ranked second on the squad in both 2013 (83) and 2011 (87).

Also in 2012, he was the only NFL player to record at least 100 tackles, five sacks and three interceptions. He was only the 12th NFL player to accomplish the feat over a 30-year span.

The LaGrange, Ga., native entered the NFL as an undrafted free agent out of the University of Kentucky. He earned first-team All-SEC honors during each of his final two seasons with the Wildcats.

2017 Highlights:

- **Against Oakland (9/10)**, tied for the team lead with 10 tackles, including a sack. In the second quarter, he recorded the team's first sack of the season, taking down Derek Carr for a five-yard loss.
- **At Jacksonville (9/17)**, led the team and tied his career high with 15 tackles, including a tackle for loss.
- **Against Seattle (9/24)**, led the team with 13 tackles and two tackles for loss. He also tallied three quarterback pressures.
- **At Houston (10/1)**, led the team with 12 tackles and added one tackle for loss and one quarterback pressure.
- **At Miami (10/8)**, totaled nine tackles, one tackle for loss and a team-high two passes defended.
- **Against Indianapolis (10/16)**, registered a team-high 11 tackles with a sack, two quarterback pressures, one tackle for loss and one fumble recovery. In the third quarter, on a reception by tight end Jack Doyle, Avery Williamson stripped the ball, and Woodyard was there to record his third career fumble recovery. He added another crucial play late in the game



to preserve the victory. On fourth-and-one with less than three minutes remaining and the Titans ahead 29-22, he was credited with a sack on quarterback Jacoby Brissett by forcing him out of bounds at the Indianapolis 13-yard line, short of the first-down marker.

- **At Cleveland (10/22)**, tallied 12 tackles.
- **Against Baltimore (11/5)**, credited with a career-high total of 20 tackles (13 solo, seven assists). He became the first defender in the "Titans era" (1999-present) to record 20 total stops in a game. Previously, former linebackers Brad Kassell (Jan. 2, 2005 vs. Detroit) and Keith Bulluck (Sept. 28, 2003 at Pittsburgh) shared the distinction of having the most tackles in a single game during the Titans era with 19 each. Woodyard also was credited with one quarterback pressure, one pass defended and a team-high three tackles for loss. In the fourth quarter, he stopped running back Javorius Allen for no gain on fourth-and-one.
- **Against Cincinnati (11/12)**, led the defense with nine tackles and added a pass defended. He also registered two tackles on special teams.
- **At Pittsburgh (11/16)**, totaled three tackles and one quarterback pressure.
- **At Indianapolis (11/26)**, posted 10 tackles, one sack and three quarterback pressures. In the second quarter, he recorded his third sack of the season, taking down Jacoby Brissett for no gain.
- **Against Houston (12/3)**, led the defense with 15 tackles and also tallied one tackle for loss and one quarterback pressure.
- **At Arizona (12/10)**, tied for the team lead with 10 tackles and led the squad with four tackles for loss. He added one sack and one quarterback pressure.
- **At San Francisco (12/17)**, led the defense with 12 tackles to go along with two tackles for loss, one sack and one quarterback pressure. In the fourth quarter, he dropped Jimmy Garoppolo for a 10-yard loss to notch his second consecutive game with a sack and improved his season total to five sacks, which ties for the second-highest total of his 10-year career (5.5 in 2012). He also became the first Titans player to record 150 tackles in a season (coaches' statistics) since Stephen Tulloch (169) and Michael Griffin (153) accomplished the feat in 2010.
- **Against the Los Angeles Rams (12/24)**, registered four tackles and a fumble recovery for a touchdown in his 150th career game. In the second quarter, he recovered a fumble by Jared Goff and returned the ball four yards for the team's first defensive touchdown of the season. Woodyard, who notched his fourth career fumble recovery (second of 2017), recorded his second career touchdown and his first since a fumble return for a score against Jacksonville on Dec. 6, 2015.
- **Against Jacksonville (12/31)**, posted seven tackles and one pass defended. Woodyard improved his 2017 total to a career-high 172 tackles, the most by any Titans player since Keith Bulluck had 180 tackles in 2002.
- **At Kansas City (1/6)**, tied for the team lead with eight tackles and added one tackle for loss, a half sack and one quarterback pressure. In the second quarter, he combined with Brian Orakpo on an eight-yard sack of Alex Smith. It was Woodyard's first career half sack in the postseason.

Woodyard's Career Regular Season Statistics:

Year	Team	GP	GS	Tackle	Sack	TFL	QBP	Int	PD	FF	FR
2008	Den	16	6	54	0.0	NA	NA	0	1	1	0
2009	Den	16	0	35	0.0	NA	NA	1	2	1	0
2010	Den	11	3	23	1.0	NA	NA	0	0	0	0
2011	Den	15	7	87	0.0	NA	NA	0	2	2	0
2012	Den	15	14	114	5.5	NA	NA	3	6	1	1
2013	Den	14	10	83	1.5	NA	NA	1	4	1	0
2014	Ten	16	16	134	2.5	8	9	2	4	0	0
2015	Ten	16	12	110	5.0	7	9	0	3	1	1
2016	Ten	16	10	88	2.0	7	8	1	6	0	0
2017	Ten	16	16	172	5.0	17	15	0	5	0	2
Totals		151	94	900	22.5	NA	NA	8	33	7	4

Woodyard's Career Postseason Statistics:

Year	Team	GP	GS	Tackle	Sack	TFL	QBP	Int	PD	FF	FR
2011	Den	2	0	0	0.0	NA	NA	0	0	0	0
2012	Den	1	1	7	0.0	NA	NA	0	0	0	0
2013	Den	3	0	7	0.0	NA	NA	0	0	0	0
2017	Ten	1	1	8	0.0	1	1	0	0	0	0
Totals		7	2	22	0.0	NA	NA	0	0	0	0

Woodyard's Regular Season Single-Game Highs:

- Tackles** - 20 vs. Baltimore (11/5/17)
- Sacks** - 1.5 vs. Cleveland (12/23/12)
- Interceptions** - 1 (Eight times, last at Chicago, 11/27/16)

GAME PREVIEW

TEAM NOTES

PLAYER NOTES

MEDIA

STATISTICS

ROSTERS

Forced Fumble - 1 (Seven times, last at Cleveland, 9/20/15)
Fumble Recovery - 1 (Four times, last vs. L.A. Rams, 12/24/17)
Passes Defensed - 3 at Chicago (11/27/16)

Woodyard's Playoff Single-Game Highs:
Tackles - 8 at Kansas City (1/6/18)
Sacks - 0.5 at Kansas City (1/6/18)

SINGLE-SEASON TACKLE LEADERS SINCE '99

Inside linebacker **Wesley Woodyard's** 2017 campaign was one of the best of his 10-year NFL career and one of the finest by any player in a Tennessee Titans uniform. His regular season totals included 172 tackles (104 solo, 68 assists), five sacks, 17 tackles for loss, 15 quarterback pressures and two fumble recoveries—all career highs except for sacks, which fell a half-sack short of his career benchmark (5.5 in 2012).

In addition to a career high, Woodyard's tackle tally was one of the best marks by a defender in the franchise's "Titans era" (1999–present). In that time, his 172 tackles rank second to linebacker **Keith Bulluck's** 180 tackles in 2002.

The published tackle statistics are taken from the Titans coaches' film review and can differ from "press box statistics."

Most tackles in a season by a Titans player, 1999-2017 (tackle statistics from coaches' film review):

Player	Season	Total Tackles
1. Keith Bulluck	2002	180
2. Wesley Woodyard	2017	172
3. Keith Bulluck	2004	171
Keith Bulluck	2003	171
5. Stephen Tulloch	2010	169
Randall Godfrey	2000	169
7. Keith Bulluck	2006	161
8. Michael Griffin	2010	153
9. Keith Bulluck	2005	150
10. Avery Williamson	2016	149

20 TACKLES IN A GAME

Against the Baltimore Ravens on Nov. 5, 2017, **Wesley Woodyard** was credited with 20 tackles, as determined by the defensive coaching staff's film review*. He had 13 solo stops and seven assists.

In the "Titans era" (since 1999), Woodyard became the team's first player to record 20 tackles in a game. Previously, former linebackers **Brad Kassell** (Jan. 2, 2005 vs. Detroit) and **Keith Bulluck** (Sept. 28, 2003 at Pittsburgh) shared the distinction of having the most tackles in a single game during the Titans era with 19 each.

Prior to Woodyard's performance in 2017, the last Titans player to have as many as 16 tackles in a game was Avery Williamson against the Carolina Panthers on Nov. 15, 2015. At the time, Williamson was only the ninth player to record 16 tackles in a game, and he was the first to accomplish the feat since **Michael Griffin** had 18 total stops at San Diego on Sept. 16, 2012.

Most total tackles in a game by a Titans defender, 1999–present (all totals from coaches' film review):

Player	Date	Opponent	Total Tackles*
1. Wesley Woodyard	Nov. 5, 2017	Baltimore	20
2. Brad Kassell	Jan. 2, 2005	Detroit	19
Keith Bulluck	Sept. 28, 2003	at Pittsburgh	19
4. Michael Griffin	Sept. 16, 2012	at San Diego	18
Jordan Babineaux	Oct. 23, 2011	Houston	18
6. Stephen Tulloch	Dec. 5, 2010	Jacksonville	17
Peter Sirmon	Dec. 7, 2003	Indianapolis	17
8. Avery Williamson	Nov. 15, 2015	Carolina	16
Keith Bulluck	Oct. 5, 2003	at New England	16
Keith Bulluck	Oct. 27, 2002	at Cincinnati	16

* Tackle statistics compiled by coaches often differ from press box tallies from the same game.

2014 TITANS TACKLE LEADERS

Linebacker **Wesley Woodyard** finished first among Titans defenders with a then-career-high 134 tackles in 2014, his first season in Tennessee.

Titans tackle leaders in 2014 (by total tackles):

Player	Pos	Total	Solo	Assist
1. Wesley Woodyard	ILB	134	66	68
2. Michael Griffin	S	115	83	32
3. Avery Williamson	ILB	107	55	52
4. Jurrell Casey	DT	86	58	28
5. Jason McCourty	CB	85	77	8
6. Derrick Morgan	OLB	82	52	30
7. George Wilson	S	65	49	16
8. Blidi Wreh-Wilson	S	57	47	10
9. Sammie Hill	NT	47	30	17
10. Ropati Pitoitua	DE	45	21	24

MORE TITANS LINEBACKERS

53 - LB DAREN BATES (5-11, 225, 5th Year, Auburn)

➤ **Daren Bates** was signed by the Titans as an unrestricted free agent in the 2017 offseason.

➤ The 5-foot-11 inch, 225-pounder appeared in all 16 games with one start for the Oakland Raiders during the 2016 season. Bates played primarily on special teams.

➤ Bates was originally signed by the St. Louis Rams as an undrafted free agent following the 2013 NFL Draft.

➤ The Memphis, Tenn. native appeared in 49 games at linebacker and safety over four seasons at Auburn.

2017 Highlights:

➤ **Against Jacksonville (12/31)**, capped his regular season with a pair of special teams tackles to bring his season total to a career-high 16 special teams stops, which ranked second on the squad.

44 - OLB JOSH CARRAWAY (6-3, 242, Rookie, Texas Christian)

➤ **Josh Carraway** was selected by the Titans in the seventh round (227th overall) of the 2017 NFL Draft.

➤ The 6-foot-3 inch, 242-pounder played in 43 games at Texas Christian and posted 133 tackles and 19 sacks over four seasons.

➤ The Flower Mound, Texas, native registered a combined 17 sacks in his final two seasons and became the first player to lead the Horned Frogs in sacks in consecutive years since former first-round pick Jerry Hughes in 2008-09.

2017 Highlights:

➤ **At Arizona (12/10)**, he made his NFL debut on special teams.

50 - ILB/OLB NATE PALMER (6-2, 248, 5th Year, Illinois State)

➤ **Nate Palmer** was claimed off waivers by the Titans from the Green Bay Packers on April 11, 2016.

➤ In 2016, Palmer appeared in 14 games and led the team with 12 special teams tackles. On defense he tallied two tackles and one tackle for loss.

➤ Palmer spent his first three NFL seasons with the Green Bay Packers. He appeared in 24 games with 12 starts from 2013-15, while missing the entirety of his second season with an injury. He played both inside and outside linebacker during his time with the Packers.

➤ In 2015, he played in a career-best 16 games with 10 starts for Green Bay and registered career highs with 80 tackles, a sack, two quarterback pressures and three passes defensed.

➤ The Chicago, Ill., native was originally selected by the Green Bay Packers in the sixth round (193rd overall) of the 2013 NFL Draft.

2017 Highlights:

➤ **At Houston (10/1)**, made his first appearance of the season and recorded two tackles.

➤ **At Arizona (12/10)**, set a career high with four special teams tackles.

➤ **Against the Los Angeles Rams (12/24)**, led the team with three special teams tackles.



TITANS CORNERBACKS

No.	Name	Ht	Wt	Exp	College
25	Jackson, Adoree'	5-11	185	R	Southern California
23	McCain, Brice	5-9	190	9	Utah
24	Reed, Kalan	5-11	192	1	Southern Miss
26	Ryan, Logan	5-11	195	5	Rutgers
36	Sims, LeShaun (IR)	6-0	203	2	Southern Utah
33	Smith, Tye	6-0	195	2	Towson

#25 • CB ADOREE' JACKSON

[CLICK FOR COMPLETE BIO \(PDF\)](#)



Cornerback **Adoree' Jackson** (5-11, 185) was selected by the Titans with the 18th overall pick in the first round of the 2017 NFL Draft.

In three seasons at Southern California, Jackson appeared in 39 games with 36 starts. Although he was a starter at cornerback, he was a three-way threat, contributing as a returner and on offense. He scored 15 total touchdowns during his career in four different ways: via reception (6), interception (1), punt return (4) and kickoff return (4).

Jackson's career defensive totals with the Trojans included 139 tackles, 29 passes defended, six interceptions, six stops for loss, three fumble recoveries and two forced fumbles.

As a return specialist, Jackson notched 79 kickoff returns for 2,141 yards with four touchdowns and 46 punt returns for 578 yards with four touchdowns. He tied two NCAA records with his eight career touchdowns on kick/punt returns and nine touchdowns on all runbacks. He also set Southern California career records for kickoff returns and kickoff return yards.

As a junior in 2016, Jackson was awarded the Jim Thorpe Award as the nation's top defensive back. Additionally, he was a consensus All-American, the 2016 Pac-12 Defensive Player of the Year, a team captain and the team MVP (the first Trojan to repeat as team MVP since 2004-05), and he earned first-team All-Pac-12 honors at two different positions (defensive back and return specialist). He started all 13 games at cornerback and led the team with five interceptions, 11 passes defended and two fumble recoveries. He scored twice on kickoff returns, twice on punt returns and once on offense.

A native of East St. Louis, Ill., Jackson also made his name as a world-class track athlete. He was a long jumper and sprinter on USC's track team in 2015 and 2016, winning the Pac-12 outdoor long jump title both years (and placing second in the Pac-12 100 meters in 2016) and earning All-American status both years after twice placing fifth in the NCAA long jump. He also placed 10th in the long jump in the U.S. Olympic Trials.

2017 Highlights:

- **Against Oakland (9/10)**, started in his NFL regular season debut and posted five tackles and a team-high two passes defended. He also returned a kickoff 35 yards and a punt five yards.
- **At Jacksonville (9/17)**, registered six tackles, one tackle for loss and one pass defended. In the third quarter, he returned a punt 46 yards to help set up a Titans touchdown two plays later. It was the longest punt return for the Titans since Dexter McCluster's 48-yard return against the Houston Texans on Oct. 26, 2014. He totaled two punt returns for 55 yards.
- **Against Seattle (9/24)**, posted five tackles and two passes defended on defense and returned five punts for 51 yards (10.2 avg.), including a 22-yard punt. He added two kickoff returns for 27 yards.
- **At Houston (10/1)**, registered three tackles and one pass defended and added 71 yards on three kickoff returns. In the fourth quarter, he returned a kickoff 48 yards, which was the team's longest kickoff return since Leon Washington recorded a 52-yarder against the Indianapolis Colts on Dec. 28, 2014.
- **At Houston (10/1)**, registered three tackles and one pass defended and

added 71 yards on three kickoff returns. In the fourth quarter, he returned a kickoff 48 yards, which was the team's longest kickoff return since Leon Washington recorded a 52-yarder against the Indianapolis Colts on Dec. 28, 2014.

- **At Miami (10/8)**, posted two tackles, one pass defended and one forced fumble. In the second quarter, he recorded his first career forced fumble on a rushing attempt by Jay Ajayi. The ball was recovered by safety Kevin Byard. Jackson added a 21-yard kickoff return and two punt returns for 14 yards.

- **Against Indianapolis (10/16)**, recorded two tackles and one pass defended and added two kickoff returns for 46 yards. He returned the opening kickoff 40 yards.

- **At Cleveland (10/22)**, posted five tackles and totaled 20 yards on three punt returns.

- **Against Baltimore (11/5)**, led the defense with four passes defended and added five tackles, including a tackle for loss. In the first quarter, he played his first career offensive snap. He lined up in the backfield and took a handoff for 20 yards. He also returned two punts for 22 yards and one kickoff for four yards.

- **Against Cincinnati (11/12)**, totaled five tackles, including a team-high two tackles for loss, and tied for the team high with two passes defended. He gained 20 yards on a rushing attempt in the second quarter a week after recording a 20-yard run against Baltimore. He added two more carries, including a 13-yard rush in the third quarter. With 30 rushing yards on three attempts, 17 yards on three punt returns and 71 yards on three kickoff returns, he totaled a season high (through nine games) of 118 all-purpose yards. It was the most all-purpose yards by a non-offensive Titans player since defensive back/returner Chris Carr had 144 yards (all on kickoff and punt returns) at the Detroit Lions on Nov. 27, 2008.

- **At Pittsburgh (11/16)**, tied for the team lead and set a career high with nine tackles. He added two passes defended and a forced fumble (recovered by Pittsburgh). He also returned five kickoffs for 103 yards, setting highs in both categories for his rookie season, and returned one punt for 10 yards. He recorded at least one rushing attempt for the third consecutive week, picking up five yards on his only carry against the Steelers.

- **At Indianapolis (11/26)**, posted one tackle and helped limit T.Y. Hilton to 15 yards on two receptions.

- **Against Houston (12/3)**, contributed four tackles and one pass defended. He also returned two punts for 41 total yards (long of 25).

- **At Arizona (12/10)**, registered four tackles on defense. He added three punt returns for 14 yards and two kickoff returns for 55 yards.

- **At San Francisco (12/17)**, led the defense with three passes defended and added six tackles and one quarterback pressure. He fielded one punt for no yards and returned one kickoff 21 yards.

- **Against the Los Angeles Rams (12/24)**, tallied one tackle and one pass defended. He also returned a kickoff 57 yards in the third quarter to set a new career long (48 yards at Houston on Oct. 1, 2017). He totaled 109 yards on three kickoff returns for an average of 36.3 yards and added two punt returns for 12 yards.

- **Against Jacksonville (12/31)**, registered four tackles, two passes defended and a forced fumble. Late in the second quarter, on a catch by wide receiver Keelan Cole, he punched the ball out of Cole's hands, and



linebacker Jayon Brown was there to recover it for the Titans.

➤ **At Kansas City (1/6)**, posted four tackles and one pass defended in his NFL playoff debut. He added three punt returns for 18 yards and two kickoff returns for 43 yards.

Jackson's 2017/Career Regular Season Defensive Statistics:

Year	Team	GP	GS	Tackle	Sack	TFL	QBP	Int	PD	FF	FR
2017	Ten	16	16	67	0.0	4	1	0	23	3	0

Jackson's 2017/Career Regular Season Punt/Kickoff Return Statistics:

Year	Team	PR	Yds	Avg	Lg	TD	KR	Yds	Avg	Lg	TD
2017	Ten	34	290	8.5	46	0	25	578	23.1	57	0

Jackson's 2017/Career Postseason Defensive Statistics:

Year	Team	GP	GS	Tackle	Sack	TFL	QBP	Int	PD	FF	FR
2017	Ten	1	1	4	0.0	0	0	0	1	0	0

Jackson's 2017/Career Postseason Punt/Kickoff Return Statistics:

Year	Team	PR	Yds	Avg	Lg	TD	KR	Yds	Avg	Lg	TD
2017	Ten	3	18	6.0	13	0	2	43	21.5	24	0

Jackson's College Defensive Statistics:

Year	Team	GP	GS	Tackle	Sack	TFL	Int	PD	FF	FR
2014	USC	13	10	49	0.0	4	0	10	1	1
2015	USC	13	13	35	0.0	0	1	8	1	0
2016	USC	13	13	55	0.0	2	5	11	0	2
Totals		39	36	139	0.0	6	6	29	2	3

Jackson's College Punt/Kickoff Return Statistics:

Year	Team	PR	Yds	Avg	Lg	TD	KR	Yds	Avg	Lg	TD
2014	USC	2	12	6.0	10	0	23	684	29.7	100t	2
2015	USC	24	251	10.5	45t	2	30	690	23.0	40	0
2016	USC	20	315	15.8	77t	2	26	767	29.5	100t	2
Totals		46	578	12.6	77t	4	79	2,141	27.1	100t	4

Jackson's College Offensive Statistics:

Year	Team	Rec	Yds	Avg	Lg	TD	Rush	Yds	Avg	Lg	TD
2014	USC	10	138	13.8	71t	3	1	5	5.0	5	0
2015	USC	27	414	15.3	83t	2	7	36	5.1	27	0
2016	USC	2	76	38.0	52t	1	7	51	7.3	17	0
Totals		39	628	16.1	83t	6	15	92	6.1	27	0

Jackson's NFL Regular Season Single-Game Highs:

- Tackles** - 9 at Pittsburgh (11/16/17)
- Pass Defended** - 4 vs. Baltimore (11/5/17)
- Punt returns** - 5 vs. Seattle (9/24/17)
- Punt return yards** - 55 at Jacksonville (9/17/17)
- Long punt return** - 46 at Jacksonville (9/17/17)
- Kickoff returns** - 5 at Pittsburgh (11/16/17)
- Kickoff return yards** - 109 vs. L.A. Rams (12/24/17)
- Long kickoff return** - 57 vs. L.A. Rams (12/24/17)

Jackson's NFL Playoff Single-Game Highs:

- Tackles** - 4 at Kansas City (1/6/18)
- Pass Defended** - 1 at Kansas City (1/6/18)



- Punt returns** - 3 at Kansas City (1/6/18)
- Punt return yards** - 18 at Kansas City (1/6/18)
- Long punt return** - 13 at Kansas City (1/6/18)
- Kickoff returns** - 2 at Kansas City (1/6/18)
- Kickoff return yards** - 43 at Kansas City (1/6/18)
- Long kickoff return** - 24 at Kansas City (1/6/18)

MOST TOTAL SNAPS IN 2017

Cornerback **Adoree' Jackson** was on the field more than any other Titans player and almost more than every other NFL player in 2017. He was the only NFL rookie cornerback to start all 16 games in the regular season, and he was the first rookie cornerback for the team in the "Titans era" (1999–present) to record 16 starts.

Jackson played 1,017 defensive snaps while also serving as the team's primary returner and even lining up on offense occasionally. His 231 special teams snaps and 12 offensive snaps brought his season total to 1,260 total plays.

The only NFL player in 2017 to participate in more plays than Jackson was Arizona Cardinals safety **Tyrann Mathieu**, who recorded 1,261 snaps—1,046 on defense and 215 on special teams. The next-closest rookie behind Jackson was New York Jets safety **Jamal Adams**, who was on the field for 1,205 total plays.

Second-year safety **Kevin Byard** ranked second on the Titans with 1,153 total snaps in 2017.

NFL players with the most total snaps in in 2017*:

Player	Team	Pos	Off Snaps	Def Snaps	SpT Snaps	Total Snaps*
1. Tyrann Mathieu	Ari	S	0	1,046	215	1,261
2. Adoree' Jackson	Ten	CB	12	1,017	231	1,260
3. Demario Davis	NYJ	LB	0	1,110	116	1,226
	Shaquille Mason	NE	1,133	0	93	1,226
5. Joe Thuney	NE	OL	1,131	0	91	1,222
6. Joe Schobert	Cle	LB	0	1,065	142	1,207
7. Jamal Adams	NYJ	S	0	1,094	111	1,205
8. Nate Solder	NE	OT	1,112	0	92	1,204
9. Robert Alford	Atl	CB	1	1,038	162	1,201
10. Eddie Jackson	Chi	DB	0	1,054	130	1,184

* Does not include plays nullified by penalties

#23 • CB BRICE MCCAIN

[CLICK FOR COMPLETE BIO \(PDF\)](#)



Cornerback **Brice McCain** (5-9, 190) is in his ninth NFL season and his second campaign with the Titans. He was signed by the Titans as an unrestricted free agent on March 2, 2016.

In 2016, McCain played in all 16 games for the fourth time in his career and registered 10 starts at cornerback. He set a career high with 44 tackles and added two interceptions, 12 passes defended and one tackle for loss.

McCain was originally selected by the Houston Texans in the sixth round (188th overall) of the 2009 NFL Draft. He spent his first five NFL campaigns as a member of the Houston Texans and then played with the Pittsburgh Steelers in 2014 and Miami Dolphins in 2015. His career totals in his first seven seasons included 168 tackles, nine interceptions, 49 passes defended, a fumble recovery and 19 special teams stops in 100 games (30 starts).

McCain has been a part of three division-winning teams in his career. His Texans teams won the AFC South in 2011 and 2012, and he helped the Steelers win the AFC North in 2014.

In 2015, McCain saw action in 14 games in his only season in Miami and set a career high with 11 starts. He tallied 39 tackles, one interception and 10 passes defended.

In 2014, playing under defensive coordinator Dick LeBeau, McCain played in 14 games for the Steelers and registered a career-best three interceptions.

A native of Terrell, Texas, McCain played four seasons at the University of Utah, registering 49 games played and 39 starts. He earned All-Moun-

tain West Conference honors as a defensive back in 2007 and 2008 and as a kick returner in 2006.

2017 Highlights:

- **Against Oakland (9/10)**, registered two tackles.
- **Against Cincinnati (11/12)**, registered a pass defended in his 125th career game.
- **At Pittsburgh (11/16)**, posted one tackle.
- **Against Houston (12/3)**, recorded three tackles.
- **At Arizona (12/10)**, registered one tackle and one pass defended.
- **At San Francisco (12/17)**, registered one tackle.
- **Against the Los Angeles Rams (12/24)**, started in place of Logan Ryan (ankle injury).

McCain's Career Regular Season Statistics:

Year	Team	GP	GS	Tackle	Sack	TFL	QBP	Int	PD	FF	FR
2009	Hou	16	1	11	0.0	NA	NA	1	3	0	0
2010	Hou	12	3	22	0.0	NA	NA	0	2	0	0
2011	Hou	16	0	25	0.0	NA	NA	2	13	0	0
2012	Hou	12	2	19	0.5	NA	NA	1	8	0	0
2013	Hou	16	4	28	0.0	NA	NA	1	7	0	0
2014	Pit	14	9	24	0.0	NA	NA	3	6	0	1
2015	Mia	14	11	39	0.0	NA	NA	1	10	0	0
2016	Ten	16	10	44	0.0	1	0	2	12	0	0
2017	Ten	16	1	11	0.0	0	0	0	3	0	0
Totals		132	41	223	0.5	NA	NA	11	64	0	1

McCain's Career Postseason Statistics:

Year	Team	GP	GS	Tackle	Sack	TFL	QBP	Int	PD	FF	FR
2011	Hou	2	1	0	0.0	NA	NA	0	2	0	0
2012	Hou	0	0	0	0.0	NA	NA	0	0	0	0
2014	Pit	1	1	6	0.0	NA	NA	0	0	0	0
2017	Ten	1	0	0	0.0	0	0	0	0	0	0
Totals		4	2	6	0.0	NA	NA	0	0	0	0

McCain's Regular Season Single-Game Highs:

- Tackles** - 8 at Kansas City (12/5/10)
- Interceptions** - 1 (11 times, last at Indianapolis, 11/20/16)
- Pass Defended** - 4 (Twice, last vs. Philadelphia, 9/28/14)
- Forced Fumbles** - 1 (Twice, last vs. San Diego 1/2/11)
- Forced Recoveries** - 1 at Arizona (9/21/14)

McCain's Playoff Single-Game Highs:

- Tackles** - 6 vs. Baltimore (1/3/15)
- Passes Defended** - 2 vs. Cincinnati (1/7/12)

#26 • CB LOGAN RYAN

[CLICK FOR COMPLETE BIO \(PDF\)](#)



Cornerback **Logan Ryan** (5-11, 195) is in his fifth NFL season and his first campaign with the Titans. He was signed by the Titans as an unrestricted free agent on March 11, 2017.

Ryan spent his first four NFL seasons in New England, where he was a contributor to two Super Bowl titles. He played in 64 games with the Patriots, including 40 starts, and totaled 13 interceptions, 41 passes defended, 251 tackles, two sacks and three forced fumbles. His 13 interceptions from 2013–2016 ranked seventh among NFL corners.

In 2016, Ryan led the Patriots in tackles (92), also adding two interceptions, 11 passes defended and one sack as part of a defense that was ranked first in points allowed and eighth in yards allowed.

In 2013, he played all 16 regular season games with seven starts as a rookie. He led all NFL rookies and tied for the AFC lead with a career-high five interceptions.

A native of Voorhees, N.J., Ryan was a third-round pick by the Patriots in the 2013 NFL Draft following a four-year career at Rutgers. As a cornerback for the Scarlet Knights, he started 27 games and earned All-Big East honors as a junior and senior.

2017 Highlights:

- **Against Oakland (9/10)**, made his regular season debut with the Titans notched four tackles and a forced fumble.

- **At Jacksonville (9/17)**, posted eight tackles.
- **Against Seattle (9/24)**, posted eight tackles and led the team with three passes defended.
- **At Houston (10/1)**, notched six tackles.
- **At Miami (10/8)**, recorded two tackles, including one tackle for loss.
- **Against Indianapolis (10/16)**, tied for the team lead with two passes defended and added three tackles and one tackle for loss.
- **At Cleveland (10/22)**, recorded two tackles.
- **Against Baltimore (11/5)**, posted seven tackles and three passes defended. He initially broke up a deep pass from Joe Flacco to receiver Breshad Perriman that was then intercepted by Kevin Byard.
- **Against Cincinnati (11/12)**, totaled five tackles and one pass defended.
- **At Pittsburgh (11/16)**, registered seven tackles and two passes defended.
- **At Indianapolis (11/26)**, posted four tackles and two quarterback pressures and helped limit T.Y. Hilton to 15 yards on two catches.
- **Against Houston (12/3)**, tallied six tackles and a team-high three passes defended before departing in the third quarter with a concussion.
- **At Arizona (12/10)**, posted seven tackles.
- **At San Francisco (12/17)**, registered four tackles before leaving the game in the second quarter with an ankle injury.
- **Against the Los Angeles Rams (12/24)**, he was inactive with an ankle injury.
- **Against Jacksonville (12/31)**, he returned from an ankle injury and recorded a start.
- **At Kansas City (1/6)**, posted one tackle and one tackle for loss.

Ryan's Career Regular Season Statistics:

Year	Team	GP	GS	Tackle	Sack	TFL	QBP	Int	PD	FF	FR
2013	NE	16	7	41	1.5	NA	NA	5	10	1	0
2014	NE	16	6	36	0.0	NA	NA	2	6	1	0
2015	NE	16	14	82	0.0	NA	NA	4	14	0	0
2016	NE	16	13	92	1.0	NA	NA	2	11	1	0
2017	Ten	15	15	73	0.0	2	0	0	14	1	0
Totals		79	55	324	2.5	NA	NA	13	55	4	0

Ryan's Career Postseason Statistics:

Year	Team	GP	GS	Tackle	Sack	TFL	QBP	Int	PD	FF	FR
2013	NE	2	0	12	0.0	NA	NA	0	0	0	0
2014	NE	3	0	4	0.0	NA	NA	0	1	1	0
2015	NE	2	2	14	0.0	NA	NA	0	1	0	0
2016	NE	3	3	22	1.0	NA	NA	1	4	0	0
2017	Ten	1	1	1	0.0	1	0	0	0	0	0
Totals		11	6	53	1.0	NA	NA	1	6	1	0

Ryan's Regular Season Single-Game Highs:

- Tackles** - 17 vs. Buffalo (10/2/16)
- Interceptions** - 2 at Baltimore (12/22/13)
- Interception Long** - 79t at N.Y. Jets (10/20/13)
- Sacks** - 1.5 vs. Miami (10/27/13)
- Passes Defended** - 4 at Denver (11/29/15)
- Forced Fumble** - 1 (Four times, last vs. Oakland, 9/10/17)



Ryan's Playoff Single-Game Highs:

- Tackles** - 9 (Twice, last vs. Pittsburgh 1/22/17)
- Interceptions** - 1 vs. Houston (1/14/17)
- Interception Long** - 23 vs. Houston (1/14/17)
- Sacks** - 1 vs. Houston (1/14/17)
- Passes Defensed** - 3 vs. Houston (1/14/17)
- Forced Fumble** - 1 vs. Baltimore (1/10/14)

INTERCEPTIONS BY CORNERBACKS SINCE '13


Since **Logan Ryan** was drafted by the New England Patriots in 2013, he ranks among the top cornerbacks in the NFL in interceptions. His 13 interceptions in that period of time put him in the top 10 at his position.

Most interceptions by NFL cornerbacks, 2013–present:

Cornerback	Interceptions
1. Brent Grimes	20
Richard Sherman	20
3. Marcus Peters	19
4. Trumaine Johnson	16
5. Stephon Gilmore	15
Aqib Talib	15
7. Casey Hayward	14
Dominique Rodgers-Cromartie	14
Darius Slay	14
10. Logan Ryan	13

#36 • CB LESHAWN SIMS

[CLICK FOR COMPLETE BIO \(PDF\)](#)



Cornerback **LeShaun Sims** (6-0, 203) was selected by the Titans in the fifth round (157th overall) of the 2016 NFL Draft. The Titans traded up in the fifth round of the draft to secure Sims, dealing sixth-round choices in 2016 and 2017 to the Denver Broncos and getting a fifth-rounder (Reed) and a seventh-round pick in return.

Sims' second NFL season came to a premature end. He was placed on injured reserve on Dec. 22 after suffering a hamstring injury during the practice week. His season totals included 33 tackles, one tackle for loss, one interception, five passes defensed, one forced fumble and seven special teams tackles in 13 games (five starts).

As a rookie, Sims appeared in 13 games, including starts in the final two weeks of the season. He totaled 18 tackles, one tackle for loss, one interception and six passes defensed. He added six stops and two fumble recoveries on special teams.

In four seasons at Southern Utah, he appeared in 47 total games with 46 starts, including starts in every game during his final three seasons. His career totals included 220 tackles, eight interceptions, 27 passes defensed, one forced fumble, five fumble recoveries and four tackles for loss.

In 2015, Sims was a first-team All-Big Sky performer, finishing the campaign with a pair of interceptions and 54 tackles. He helped the Thunderbirds win the conference title.

He is a native of Las Vegas, Nev.

2017 Highlights:

- **Against Oakland (9/10)**, he was inactive due to a groin injury.
- **At Jacksonville (9/17)**, posted two tackles and a forced fumble.
- **Against Seattle (9/24)**, registered two tackles and tied his career high with two passes defensed.
- **At Houston (10/1)**, notched four tackles.
- **At Miami (10/8)**, started in the nickel defense and recorded two tackles.
- **Against Indianapolis (10/16)**, started in the nickel defense and posted one tackle for loss. He added two stops on special teams.
- **At Cleveland (10/22)**, registered three tackles.
- **Against Baltimore (11/5)**, posted one tackle.
- **Against Cincinnati (11/12)**, started and registered two tackles.
- **At Pittsburgh (11/16)**, started and totaled a pair of tackles and one pass defensed.
- **At Indianapolis (11/26)**, recorded one tackle.
- **Against Houston (12/3)**, posted two tackles and an interception. With

the Titans trying to preserve a four-point lead with less than two minutes remaining in the game, he intercepted a pass from Tom Savage that was intended for DeAndre Hopkins in the end zone. The play was Sims' first interception of 2017 and his second career interception.

- **At Arizona (12/10)**, tallied a career-high six tackles.
- **At San Francisco (12/17)**, registered five tackles and one pass defensed.
- Placed on injured reserve with a hamstring injury on Dec. 22.

Sims' Career Regular Season Statistics:

Year	GP	GS	Tackle	Sack	TFL	QBP	Int	PD	FF	FR
2016	13	2	18	0.0	1	0	1	6	0	0
2017	13	5	33	0.0	1	0	1	5	1	0
Totals	26	7	51	0.0	2	0	2	11	1	0

Sims' Regular Season Single-Game Highs:

- Tackles** - 6 at Arizona (12/10/17)
- Interceptions** - 1 (Twice, last vs. Houston, 12/3/17)
- Passes Defensed** - 2 (Three times, last vs. Seattle, 9/24/17)

MORE TITANS CORNERBACKS

24 - CB KALAN REED (5-11, 192, 1st Year, Southern Mississippi)

➤ **Kalan Reed** (5-11, 192) was drafted by the Titans in the seventh round (253rd overall) of the 2016 NFL Draft.

➤ He spent the first 12 weeks of his rookie season on the practice squad before being promoted to the 53-man roster on Nov. 28. He appeared in the final four games of the campaign and recorded one tackle on defense and one tackle on special teams.

➤ Reed was the final player picked in the 2016 NFL Draft, earning him the "Mr. Irrelevant" title.

➤ In four seasons at Southern Mississippi (2012-15), he played in 48 games with 39 starts and registered 152 career tackles, eight interceptions (three returned for touchdowns), 35 passes defensed and 8.5 tackles for loss.

➤ Although he spent most of his formative years in Birmingham, Ala., Reed lived in Nashville from the time he was two-years old until he was six.

2017 Highlights:

- **Against Jacksonville (12/31)**, recorded one pass defensed.

33 - CB TYE SMITH (6-0, 195, 2nd Year, Towson)

➤ **Tye Smith** was signed by the Titans as a free agent during the 2017 offseason.

➤ The 6-foot, 195-pounder spent the 2016 season as a member of the Seattle Seahawks and Washington Redskins practice squads.

➤ The Raleigh, N.C., native was originally selected by the Seattle Seahawks in the fifth round (170th overall) of the 2015 NFL Draft. He appeared in four games as a rookie for Seattle.

➤ He played four years at Towson, where he recorded five career interceptions and earned AP FCS All-America honors.

2017 Highlights:

- **Against Oakland (9/10)**, made his Titans debut and recorded a tackle.
- **At Miami (10/8)**, recorded his first career interception in the second quarter, picking off a tipped Jay Cutler pass to tight end Anthony Fasano. He added two special teams tackles.
- **At San Francisco (12/17)**, led the squad with two special teams tackles.
- **Against the Los Angeles Rams (12/24)**, recorded his first career start and set a career high with six tackles.
- **Against Jacksonville (12/31)**, registered four tackles in extensive time on defense.
- **At Kansas City (1/6)**, started and tallied five tackles in his NFL playoff debut.




TITANS SAFETIES

No.	Name	Ht	Wt	Exp	College
31	Byard, Kevin	5-11	212	2	Middle Tennessee St.
37	Cyprien, Johnathan	6-0	223	5	Florida International
35	Riley, Curtis	6-0	190	3	Fresno State
21	Searcy, Da'Norris	5-11	207	7	North Carolina
41	Trawick, Brynden	6-2	225	5	Troy

#31 • S KEVIN BYARD

[CLICK FOR COMPLETE BIO \(PDF\)](#)



Safety **Kevin Byard** (5-11, 212) is in his second NFL season. He was selected by the Titans in the third round (64th overall) of the 2016 NFL Draft.

As a rookie in 2016, Byard played in every game, starting the final seven contests at free safety. His 63 tackles were the most by a Titans rookie safety since **Tank Williams'** 69 tackles in 2002. Byard added one sack, three quarterback pressures, five tackles for loss (third on the team) and four passes defended. He also ranked second on the squad with 10 special teams tackles.

During a four-year career at Middle Tennessee State University, he appeared in 49 games and notched 46 starts at safety while becoming one of the most prolific defenders in school history. He set school records with 19 career interceptions, 377 interception return yards and four interception returns for touchdowns, and he finished sixth in MTSU history with 312 career tackles. In total, he had a hand in 25 turnovers (19 interceptions, five forced fumbles and one fumble recovery) during his career and added 17 career passes defended and five tackles for loss. He was twice named first-team All-Conference USA.

As a senior in 2015, Byard appeared in 12 games with nine starts as a permanent team captain and was named first-team All-Conference USA for the second consecutive year. He ranked fourth on the team with 66 tackles and led the squad with four interceptions and six additional pass breakups.

The Lithonia, Ga., native set a career high in college with six interceptions as a junior and forced two fumbles the same season.

2017 Highlights:

- **Against Oakland (9/10)**, recorded nine tackles and added a quarterback pressure.
- **At Jacksonville (9/17)**, posted nine tackles and added a pass defended.
- **Against Seattle (9/24)**, registered one tackle, one quarterback pressure and one pass defended.
- **At Houston (10/1)**, tied his career high with 10 tackles, led the team with two passes defended and recorded an interception. Late in the second quarter, he picked off a Deshaun Watson pass at Tennessee's two-yard line to end a Houston threat and notch his first career interception.
- **At Miami (10/8)**, totaled four tackles, a team-high two tackles for loss and his first career fumble recovery, recording his second consecutive game with a takeaway. In the second quarter, he recovered a fumble by Jay Ajayi that was forced by Adoree' Jackson, and he returned the ball six yards to help set up a field goal on the ensuing drive.
- **Against Indianapolis (10/16)**, posted three tackles.
- **At Cleveland (10/22)**, registered two tackles, including one tackle for loss, and tied a single-game franchise record with three interceptions. He became the ninth player in team history to record three interceptions in a game. He was named AFC Defensive Player of the Week for his performance. In the final minute of the second quarter, he picked off a pass by DeShone Kizer at the Tennessee seven-yard line to end a threat. On the Browns' first drive of the second half, he victimized Kizer again. Then, in the fourth quarter, he intercepted a Cody Kessler pass. He totaled 60 yards on his interception returns with a long return of 28 yards. Byard became the first NFL player in 2017 to record three interceptions in a game and the first NFL player to do so since Philadelphia Eagles safety Kurt Coleman at

Washington on Oct. 16, 2011. He became the first Titans player to record three interceptions in a game since linebacker Keith Bulluck accomplished the feat at New Orleans on Monday night, Sept. 24, 2007, and he also became the first Titans defender to notch at least two interceptions in a game since cornerback Jason McCourty recorded a pair of interceptions in the 2014 season opener at Kansas City (Sept. 7). His three interceptions gave him five total takeaways (four interceptions and one fumble recovery) in a four-week span.

- **Against Baltimore (11/5)**, totaled two interceptions, three passes defended and six tackles. In the first quarter, he picked off a Joe Flacco pass and returned the ball 33 yards to set up a touchdown on the ensuing drive. In the third quarter, he intercepted another pass by Flacco to give him two interceptions in the game and five over a two-game span. His effort gave him seven total takeaways in 2017, including six interceptions and one fumble recovery. He became the first Titans player to record six interceptions in a season since safety Michael Griffin in 2008. He also became the first player in franchise history to record five interceptions in a two-game span and the first NFL player to accomplish the feat since Washington Redskins cornerback DeAngelo Hall in 2010. Byard became only the fifth player since the 1970 AFL-NFL merger with five interceptions over two games (Byard, Hall, Mike Haynes in 1976, Willie Buchanon in 1978 and Albert Lewis in 1985).

- **Against Cincinnati (11/12)**, posted five tackles, including a tackle for loss, and tied for the team lead with two passes defended.

- **At Pittsburgh (11/16)**, led the defense with three passes defended (tied career high) and added one tackle.

- **At Indianapolis (11/26)**, recorded four tackles and a fumble recovery. In the third quarter, he pounced on the ball after it was fumbled by Jacoby Brissett on a pitch to running back Marlon Mack, giving Byard his eighth takeaway of 2017.

- **Against Houston (12/3)**, registered eight tackles and one pass defended.

- **At Arizona (12/10)**, tallied six tackles.

- **At San Francisco (12/17)**, posted five tackles.

- **Against the Los Angeles Rams (12/24)**, recorded six tackles and one quarterback pressure.

- **Against Jacksonville (12/31)**, totaled eight tackles and two interceptions. In the third quarter, he intercepted a Blake Bortles pass and raced 29 yards into Jacksonville territory on the return. Then, in the fourth quarter, he sealed the victory with his second interception of the game. It gave him eight interceptions in 2017, which tied Detroit cornerback Darius Slay's total for the most in the NFL. The eight interceptions were the most by any franchise player since Oilers cornerback Richard Johnson picked off eight passes in 1990. Byard's total tied for the seventh-highest single-season mark in franchise history.



➤ **At Kansas City (1/6)**, tallied six tackles in his first career playoff game.

Byard's Career Regular Season Statistics:

Year	GP	GS	Tackle	Sack	TFL	QBP	Int	PD	FF	FR
2016	16	7	63	1.0	5	3	0	4	0	0
2017	16	16	87	0.0	4	3	8	18	0	2
Totals	32	23	150	1.0	9	6	8	22	0	2

Byard's 2017/Career Postseason Statistics:

Year	GP	GS	Tackle	Sack	TFL	QBP	Int	PD	FF	FR
2017	1	1	6	0.0	0	0	0	0	0	0

Byard's Regular Season Single-Game Highs:

- Tackles** - 10 (Twice, last at Houston, 10/1/17)
- Sacks** - 1 vs. Green Bay (11/13/16)
- Tackles For Loss** - 2 (Twice, last at Miami, 10/8/17)
- Interceptions** - 3 at Cleveland (10/22/17)
- Passes Defensed** - 3 (Twice, vs. Baltimore, 11/5/17)

Byard's Playoff Single-Game Highs:

- Tackles** - 6 at Kansas City (1/6/18)

2017 NFL INTERCEPTION LEADERS

Titans second-year safety **Kevin Byard** tied for the NFL lead with eight interceptions in 2017. He shared the top of the leaderboard with Detroit Lions cornerback Darius Slay.

Most interceptions in 2017:

Player	Team	Position	Interceptions
1. Kevin Byard	Tennessee	S	8
Darius Slay	Detroit	CB	8
3. Eric Weddle	Baltimore	S	6
A.J. Bouye	Jacksonville	CB	6
5. Micah Hyde	Buffalo	S	5
Jordan Poyer	Buffalo	S	5
Antoine Bethea	Arizona	S	5
Marcus Peters	Kansas City	CB	5
Marshon Lattimore	New Orleans	CB	5
Tre Boston	LA Chargers	S	5
Harrison Smith	Minnesota	S	5

INTERCEPTIONS IN A SEASON, TEAM HISTORY

Kevin Byard recorded a team-high eight interceptions in 2017. His total tied for seventh in franchise history and was the highest by any franchise player since Oilers cornerback **Rishard Johnson** picked off eight passes in 1990.

Most interceptions in a season, franchise history:

Player	Season	Position	Interceptions
1. Mike Reinfeldt	1979	S	12
Fred Glick	1963	S	12
3. Miller Farr	1967	CB	10
4. Ken Houston	1971	S	9
W.K. Hicks	1965	CB	9
Jim Norton	1961	S	9
7. Kevin Byard	2017	S	8
Richard Johnson	1990	CB	8
Pete Jaquess	1964	CB	8
Jim Norton	1962	S	8
Tony Banfield	1961	CB	8

2017 TAKEAWAY LEADERS

Kevin Byard tied for the NFL interception lead in 2017. His eight interceptions matched Detroit cornerback **Darius Slay's** total for the most in the league.

Additionally, Byard recorded two fumble recoveries on defense. His 10 total defensive takeaways were the most in the NFL.

Slay ranked second with nine takeaways, while Kansas City cornerback **Marcus Peters** tied Baltimore safety **Eric Weddle** for third place with seven takeaways.

Most total defensive takeaways in 2017:

Player	Team	Interceptions	Def. Fumble Recoveries	Total Takeaways
1. Kevin Byard	Ten	8	2	10
2. Darius Slay	DeT	8	1	9
3. Marcus Peters	KC	5	2	7
Eric Weddle	Bal	6	1	7
5. A.J. Bouye	Jax	6	0	6
Jordan Poyer	Buf	5	1	6
Casey Hayward	LAC	4	2	6
Tre'Davious White	Buf	4	2	6
9. (14 tied)				5

INTERCEPTIONS IN A GAME, TEAM HISTORY

With three interceptions at Cleveland on Oct. 22, 2017, safety **Kevin Byard** tied a franchise record and became the ninth player in franchise history to record three interceptions in a regular season game.

Byard became the first NFL player in 2017 to record three interceptions in a game and the first NFL player to do so since Philadelphia Eagles safety **Kurt Coleman** at Washington on Oct. 16, 2011. He was the first Titans player to record three interceptions in a game since linebacker **Keith Bulluck** accomplished the feat at New Orleans on Monday night, Sept. 24, 2007.

Most interceptions in a game, franchise history:

Player (Pos)	Date	Opp	Int	Yds	Avg	TD
1. Kevin Byard (S)	10/22/17	Cle	3	60	20.0	0
Keith Bulluck (LB)	9/24/07	NO	3	51	17.0	0
Samari Rolle (CB)	12/26/99	Jac	3	66	22.0	0
Marcus Robertson (S)	11/21/93	Cle	3	69	23.0	0
Willie Alexander (CB)	11/14/71	Oak	3	40	13.3	0
Ken Houston (S)	10/24/71	Pit	3	28	9.3	0
Miller Farr (CB)	10/15/67	NYJ	3	128	42.7	1
W.K. Hicks (CB)	10/31/65	Buf	3	50	16.7	0
Jim Norton (S)	12/2/62	Den	3	22	7.3	0



FIVE INTERCEPTIONS IN TWO GAMES

On Oct. 22, 2017 at Cleveland, Titans safety **Kevin Byard** registered three interceptions. The following game, on Nov. 5, 2017 against Baltimore, Byard tallied two interceptions to become the first player in franchise history to record five interceptions in a two-game span.

Prior to Byard, the last NFL player to accomplish the feat was Washington Redskins cornerback **DeAngelo Hall** in 2010. On Oct. 24, 2010, Hall intercepted four passes at Chicago, and seven days later at Detroit, Hall picked off another pass.

Byard became only the fifth player since the 1970 AFL-NFL merger with five interceptions over two games. In addition to Byard and Hall, the others were Patriots cornerback **Mike Haynes** in 1976, Packers cornerback **Willie Buchanon** in 1978 and Chiefs cornerback **Albert Lewis** in 1985.

Most interceptions in a two-game span, 1970–2017:

Player	Team	Season	Interceptions in Two Games
1. Kevin Byard	Ten	2017	5
DeAngelo Hall	Was	2010	5
Albert Lewis	KC	1985	5
Willie Buchanon	GB	1978	5
Mike Haynes	NE	1976	5

#37 • S JOHNATHAN CYPRIEN

[CLICK FOR COMPLETE BIO \(PDF\)](#)



Safety **Johnathan Cyprien** (6-0, 223) is in his fifth NFL season and his first campaign with the Titans. He was signed by the Titans as an unrestricted free agent on March 10, 2017.

Cyprien spent the first four years of his career as a starter in the Jacksonville Jaguars secondary. In 60 games with the Jaguars—all starts—he totaled 442 tackles, and in three of his four years with the club, he finished as one of the team's top two tacklers, including 2014, when he led the team with 111 tackles. His Jaguars totals also included two sacks, two interceptions, four forced fumbles, two fumble recoveries and 15 passes defended.

In 2016, Cyprien was a part of the NFL's sixth-ranked overall defense and its fifth-ranked pass defense. He started all 16 games for the first time in his career and posted a career-high 126 tackles, which ranked second on the team and led all NFL safeties.

A native of North Miami Beach, Fla., Cyprien was selected by the Jaguars in the second round of the 2013 NFL Draft following his career at Florida International University. He was a four-year starter for the Golden Panthers and set school records for career tackles (365) and forced fumbles (6).

2017 Highlights:

- **Against Oakland (9/10)**, started in his regular season Titans debut and posted eight tackles before leaving the game with a hamstring injury.
- **At Jacksonville (9/17)**, **against Seattle (9/24)**, **at Houston (10/1)**, **at Miami (10/8)**, **against Indianapolis (10/16)** and **at Cleveland (10/22)**, he was inactive due to a hamstring injury.
- **Against Baltimore (11/5)**, returned to the starting lineup after sitting out the previous six games with a hamstring injury. He totaled two tackles and one quarterback pressure.
- **Against Cincinnati (11/12)**, tallied four tackles.
- **At Pittsburgh (11/16)**, tied for the team lead with nine tackles.
- **At Indianapolis (11/26)**, posted five tackles and one quarterback pressure.
- **Against Houston (12/3)**, credited with eight tackles and one pass defended.
- **At Arizona (12/10)**, tied for the team lead with 10 tackles, including a sack. In the first quarter, he sacked Blaine Gabbert for an eight-yard loss to record his first sack of the season.
- **At San Francisco (12/17)**, posted five tackles.
- **Against the Los Angeles Rams (12/24)**, tallied six tackles, including a tackle for loss.
- **Against Jacksonville (12/31)**, registered eight tackles in his first game

against his former team.

➤ **At Kansas City (1/6)**, posted five tackles and two passes defended in his first career playoff game. On the Chiefs' final drive, he broke up a pass play on fourth down to help seal the victory for the Titans.

Cyprien's Career Regular Season Statistics:

Year	Team	GP	GS	Tackle	Sack	TFL	QBP	Int	PD	FF	FR
2013	Jax	15	15	98	1.0	-	-	1	6	2	0
2014	Jax	15	15	111	0.0	-	-	0	3	0	0
2015	Jax	14	14	107	0.0	-	-	1	2	1	1
2016	Jax	16	16	126	1.0	-	-	0	4	1	1
2017	Ten	10	10	65	1.0	1	2	0	1	0	0
Totals		70	70	507	3.0	NA	NA	2	16	4	2

Cyprien's 2017/Career Postseason Statistics:

Year	GP	GS	Tackle	Sack	TFL	QBP	Int	PD	FF	FR
2017	1	1	5	0.0	0	0	0	2	0	0

Cyprien's Regular Season Single-Game Highs:

- Tackles** - 17 at Houston (12/18/16)
- Interceptions** - 1 (Twice, last vs. Indianapolis 12/13/15)
- Sacks** - 1 (Three times, last at Arizona, 12/10/17)
- Forced Fumble** - 1 (Four times, last vs. Minnesota 12/11/16)
- Fumble Recovery** - 1 (Twice, last at San Diego 9/18/16)
- Passes Defended** - 3 at Indianapolis (12/29/13)

Cyprien's Regular Season Single-Game Highs:

- Tackles** - 5 at Kansas City (1/6/18)
- Passes Defended** - 2 at Kansas City (1/6/18)

TACKLES BY SAFETIES IN 2016

In his final season in Jacksonville, **Johnathan Cyprien** logged a career-high 126 total tackles. The figure was the highest in the NFL among safeties according to press box tackle tallies (does not take into account coaches' tackle figures).

Most total tackles by NFL safeties in 2016 (press box totals):

Cornerback	Team	Total Tackles
1. Johnathan Cyprien	Jacksonville	126
2. Landon Collins	New York Giants	125
3. Antoine Bethea	San Francisco	110
4. Keanu Neal	Atlanta	105



#21 • S DA’NORRIS SEARCY

[CLICK FOR COMPLETE BIO \(PDF\)](#)



Safety **Da’Norris Searcy** (5-11, 207) is in his seventh NFL season and his third season with the Titans. He was signed as an unrestricted free agent on March 12, 2015.

In 2016, Searcy logged a career-high 14 starts at strong safety. His season totals included 51 tackles, two tackles for loss, one interception, one fumble recovery and a career-high eight passes defended.

During his first season in Tennessee, he appeared in 15 games with 13 starts. He totaled 54 tackles, a half sack, one quarterback pressure, one interception and four passes defended.

Searcy arrived in Tennessee after spending four years with the Buffalo Bills, who selected him in the fourth round (100th overall) of the 2011 NFL Draft. His career totals in Buffalo included 23 starts and 62 total games played, and he amassed 195 tackles, four sacks, five interceptions, two touchdowns (one interception return/one fumble return), 13 passes defended, 10 tackles for loss, three forced fumbles, three fumble recoveries and 18 special teams stops.

He became a full-time starter in his final two seasons in Buffalo, totaling 3.5 sacks and 69 tackles in 2013 and a career-high three interceptions and 58 stops the following year.

At the University of North Carolina, the Decatur, Ga., native notched 23 starts in 48 games as a two-year starter at strong safety and the team’s leading return man. He finished his Tar Heel career with 106 tackles, two sacks and five interceptions, and he returned 35 punts for 440 yards and 20 kickoffs for 484 yards.

2017 Highlights:

- **Against Oakland (9/10)**, registered three tackles.
- **At Jacksonville (9/17)**, started at safety for Johnathan Cyprien (hamstring) and posted four tackles and an interception. Early in the third quarter, he recorded his eighth career interception, picking off a Blake Bortles pass and returning the ball eight yards to Jacksonville’s 39-yard line.
- **At Houston (10/1)**, started and registered one tackle.
- **At Miami (10/8)**, started and posted six tackles and one pass defended.
- **Against Indianapolis (10/16)**, started and posted three tackles.
- **At Cleveland (10/22)**, started and totaled five tackles, including one tackle for loss.
- **Against Cincinnati (11/12)**, appeared in his 100th NFL game.
- **At Indianapolis (11/26)**, registered two tackles.
- **At Arizona (12/10)**, posted one tackle.
- **At San Francisco (12/17)**, posted one tackle, one quarterback pressure and one special teams stop.
- **At Kansas City (1/6)**, tallied a pair of tackles in his first career playoff game.

Searcy’s Career Regular Season Statistics:

Year	Team	GP	GS	Tackle	Sack	TFL	QBP	Int	PD	FF	FR
2011	Buf	16	3	29	0.0	0	0	1	1	0	0
2012	Buf	15	0	35	0.0	4	0	0	1	2	0
2013	Buf	16	7	69	3.5	5	3	1	7	0	1
2014	Buf	15	13	58	0.5	1	2	3	5	1	1
2015	Ten	15	13	54	0.5	0	1	1	4	0	0
2016	Ten	14	14	51	0.0	2	0	1	8	0	1
2017	Ten	16	6	27	0.0	1	1	1	2	0	0
Totals		107	56	323	4.5	13	7	8	28	3	3

Searcy’s 2017/Career Postseason Statistics:

Year	GP	GS	Tackle	Sack	TFL	QBP	Int	PD	FF	FR
2017	1	0	2	0.0	0	0	0	0	0	0

Searcy’s Regular Season Single-Game Highs:

- Tackles** - 16 vs. Cincinnati (10/13/13)
- Interceptions** - 2 vs. Cleveland (11/30/14)
- Sacks** - 1 (Three times, last vs. Miami, 12/22/13)
- Forced Fumble** - 1 (Three times, last at Miami, 11/13/14)
- Fumble Recovery** - 1 (Three times, last at Jacksonville, 12/24/16)
- Passes Defended** - 4 vs. Baltimore (9/29/13)

Searcy’s Playoff Single-Game Highs:

- Tackles** - 1 at Kansas City (1/6/18)

MORE TITANS SAFETIES

35 - DB CURTIS RILEY (6-0, 190, 3rd Year, Fresno State)

- **Curtis Riley** was originally signed by the Titans as an undrafted free agent on May 11, 2015.
- In 2016, Riley spent the first two weeks on the practice squad, played in four contests and was inactive on 10 occasions.
- An ankle injury he suffered during his rookie training camp caused him to spend the entire 2015 season on injured reserve.
- In two seasons at Fresno State, Riley played in 26 games with 19 starts, totaling 106 tackles, 10 tackles for loss, one interception, 16 passes defended, two forced fumbles, one fumble recovery, two quarterback hurries and one sack.
- Prior to his time at Fresno State, Riley spent time at Mars Hill College (2010) and Fullerton College (2012).
- Riley is a native of Orlando, Fla.

2017 Highlights:

- **At Jacksonville (9/17)**, recorded his first career interception, picking off a Blake Bortles pass that was first batted by linebacker Avery Williamson. He added three tackles in the contest.
- **At Houston (10/1)**, posted a career-high five tackles and a quarterback pressure.

41 - S BRYNDEN TRAWICK (6-2, 225, 5th Year, Troy)

- **Brynden Trawick** was signed as an unrestricted free agent during the 2017 offseason.
- He arrived in Tennessee with 53 games of NFL experience with the Baltimore Ravens (2013–2015) and Oakland Raiders (2016), primarily as a special teams standout. In addition to his 35 career special teams tackles, his totals for his first four seasons included 19 stops and one interception as a safety.
- The 6-foot-2 inch, 225-pounder appeared in 15 regular season games and one postseason game during the 2016 season with the Oakland Raiders. Trawick led the team with 14 special teams tackles.
- Trawick was originally signed by the Baltimore Ravens as an undrafted free agent following the 2013 NFL Draft.
- The Marietta, Ga., native played the final two years of his college career at Troy, where he earned All-Sun Belt honors as a senior safety.

2017 Highlights:

- **Against Oakland (9/10)**, recorded a special teams tackle in his first regular season game with the Titans.
- **At Arizona (12/10)**, led the team with five special teams tackles.
- **Against Jacksonville (12/31)**, tallied one special teams tackle, which gave him a team-leading and career-high 17 total special teams stops in 2017.





TITANS SPECIALISTS

KICKERS

No.	Name	Ht	Wt	Exp	College
4	Succop, Ryan	6-2	218	9	South Carolina

PUNTERS

No.	Name	Ht	Wt	Exp	College
6	Kern, Brett	6-2	214	10	Toledo

RETURNERS

No.	Name	Ht	Wt	Exp	College
25	Jackson, Adoree'	5-11	185	R	Southern California
14	Weems, Eric	5-9	195	10	Bethune-Cookman

LONG SNAPPERS

No.	Name	Ht	Wt	Exp	College
48	Brinkley, Beau	6-4	260	6	Missouri

#6 • P BRETT KERN

[CLICK FOR COMPLETE BIO \(PDF\)](#)

Punter **Brett Kern** (6-2, 214) is in his 10th NFL season and his eighth full campaign with the Titans in 2016. He was claimed off waivers by the Titans during the 2009 season.

During his time in Tennessee, Kern has placed his name at the top of most of the franchise's leaderboards at his position. At the end of the 2016 campaign, he ranked as the team's all-time career (39.9). He punted 612 times in a Titans uniform from 2009–2016, second all-time for the franchise behind **Craig Hentrich's** 861 punts. Kern owns the top five net punting seasons in franchise history and seven of the team's top 10 net punting seasons.

In 2016, Kern punted 77 times for a 44.2-yard gross average and a 38.6-yard net average. He placed 41.6 percent of his punts inside the opponent's 20-yard line (32 of 77), which ranked second in his career (42.2 in 2009).

In 2015, Kern continued his annual assault on the team's all-time punting records and accomplished a first-of-its-kind NFL feat, becoming the first punter in league history to record 80 or more punts, a net average of 40 yards, and one or zero touchbacks in a single season. His season totals included 88 punts (tied for fifth place in franchise history), a 47.4-yard gross average (second in franchise history), a 40.3 net average (third in franchise history), a career-high 34 punts inside the 20 (third in franchise history) and only one touchback (career low).

In 2014, Kern launched a career-high 88 total punts for a gross average of 46.8 yards and a net average of 40.8 yards, which broke his own single-season team record (40.4-yard net average in 2012).

Kern produced one of the best punting seasons in team history in 2012. He set franchise records with a gross punting average of 47.6 yards and a net punting average of 40.4 yards (he broke the mark in 2014).

Kern's 2011 statistics included 86 punts for a gross average of 43.6 yards. His net average of 39.4 yards set a then-career high and then-franchise record, narrowly beating out **Craig Hentrich's** previous franchise record of 39.2 net yards per punt in 1998.

Kern was claimed by the Titans off waivers from the Denver Broncos on Oct. 27, 2009. He spent the entire 2008 season and the first six games of 2009 campaign in Denver, totaling 73 punts and a 46.5-yard average in 22 games with the Broncos.

In 2008, Kern ranked fifth in the league with a 46.7-yard punting average that marked the third-best season total by a Bronco in club history. At the time, his punting average was the best in NFL history by a rookie. He



was named to the All-Rookie team by Pro Football Weekly/PFWA and The Sporting News.

The Grand Island, N.Y., native was originally signed by the Broncos as a rookie free agent on April 28, 2008, following four seasons at the University of Toledo.

2017 Highlights:

- **Against Oakland (9/10)**, averaged 47.0 gross yards (40.8 net) on four punts with two punts placed inside the 20.
- **At Jacksonville (9/17)**, averaged 41.7 gross yards (40.3 net) on three punts.
- **Against Seattle (9/24)**, punted six times for an average of 56.8 yards per punt, which set a new career high for the 10th-year veteran and ranked fourth in franchise history (minimum four punts). His previous high was a 56.0-yard average against the Oakland Raiders on Nov. 23, 2008, when he was a member of the Denver Broncos. Kern's net average against the Seahawks was 48.2 yards, which ranked eighth in franchise history. He placed two of his punts inside the 20.
- **At Houston (10/1)**, for the second consecutive week, had a net punting average that ranked in the top 10 in franchise history for a single game performance (minimum four punts). He punted five times for a gross average of 49.2 yards and a net average of 48.4 yards with one punt placed inside the 20. The net average ranked eighth in franchise history.
- **At Miami (10/8)**, punted 10 times for 549 yards for an average of 54.9 yards per attempt, the sixth-highest single-game gross average in franchise history. His net punting average of 50.2 set a career high and set the franchise's single-game record, topping Greg Montgomery's previous mark of a 49.8-yard net average against the San Diego Chargers on Sept. 19, 1993 (statistic tracked since 1976). It gave him three of the franchise's top 10 single-game net averages in a three-week span. Kern became the first NFL player to punt at least 10 times and finish a game with a net punting average of at least 50 yards. His 10 punts tied his career high and marked the 14th time in franchise history a player had 10 or more punts in a game. He placed four punts inside the 20, including one that pinned Miami on its three-yard line. In the third quarter, with the line of scrimmage at the Tennessee one-yard line, he unleashed a 71-yard punt, his longest since a 71-yarder at Houston on Oct. 2, 2016.
- **Against Indianapolis (10/16)**, played in his 150th career game and recorded one punt for 44 yards, which he placed inside the 20-yard line.
- **At Cleveland (10/22)**, punted four times for a 52.0-yard gross average and a 43.8-yard net average with two punts placed inside the 20. He participated in his 129th consecutive game with the Titans, and in doing so, he moved past Eddie George (128) for eighth place on the team's all-time record list for most consecutive games played with the club.
- **Against Baltimore (11/5)**, punted five times for a 51.2-yard gross average and a 46.8-yard net average with three punts placed inside the 20. His 56-yard punt in the second quarter pinned the Ravens on their own six-yard line.
- **Against Cincinnati (11/12)**, averaged 56.5 yards on six attempts (42.2 net average) with two touchbacks and one punt placed inside the 20. His average was the second-highest of his career (56.8 vs. Seattle on Sept. 24, 2017) and ranked fifth in franchise history (minimum four punts). In the



fourth quarter, he booted a 74-yard punt that went into the end zone. It was his second-longest career punt behind only a 79-yarder against the Indianapolis Colts on Dec. 28, 2014. The 74-yarder was also the longest punt of the 2017 NFL season through 10 weeks.

- **At Pittsburgh (11/16)**, averaged 47.3 yards on three attempts (39.7 net average).
- **At Indianapolis (11/26)**, averaged 46.3 yards on three attempts (46.3 net average) with one punt placed inside the 20.
- **Against Houston (12/3)**, averaged 49.8 yards on four attempts (42.5 net average) with two punts placed inside the 20.
- **At Arizona (12/10)**, averaged 52.2 yards on six attempts (46.7 net average) with two punts placed inside the 20.
- **At San Francisco (12/17)**, averaged 55.5 yards on two punts (49.5 net average) with one punt placed inside the 20. He played in his 136th consecutive game with the Titans. In doing so, he passed former linebacker Keith Bulluck (135) and former defensive end Elvin Bethea (135) for fifth place in franchise history for consecutive games played. Only offensive lineman Bruce Matthews (232), linebacker Robert Brazile (147), punter Craig Hentrich (146) and kicker Rob Bironas (144) recorded longer consecutive games streaks for the franchise.
- On Dec. 19, he was named to his first career Pro Bowl.
- **Against the Los Angeles Rams (12/24)**, punted four times for a 36.3-yard gross average and a 35.5-yard net average with two punts inside the 20.
- **Against Jacksonville (12/31)**, capped his Pro Bowl campaign with nine punts for a 42.6-yard average (41.1 net) with four punts inside the 20. His day included a 62-yarder from his own end zone in the first quarter and a 70-yarder to pin the Jaguars at their five-yard line in the third quarter. His 2017 regular season included 75 punts for a 49.7-yard gross average and a 44.6-yard net average with 28 punts inside the 20. He led the NFL in gross punting and net punting average, and he established new franchise records for the two categories as well. He topped the franchise records he previously set with a 47.6-yard gross average in 2012 and a 40.8-yard net average in 2014. Kern's 2017 gross and net averages ranked eighth and second, respectively, in NFL history. The only player with a better net average was Rams punter Johnny Hekker with a 46.0-yard mark in 2016.
- On Jan. 5, he was named second-team Associated Press All-Pro.
- **At Kansas City (1/6)**, in his NFL playoff debut, he punted three times for a 43.7-yard average (41.0 net) with two punts inside the 20.

Kern's Career Regular Season Statistics:

Year	Team	GP	No	Blk	Yds	Avg	Lg	TB	In20	Net
2008	Den	16	46	0	2,150	46.7	64	4	13	37.8
2009	Den/Ten	16	64	0	2,910	45.5	67	10	27	38.5
2010	Ten	16	77	0	3,302	42.9	68	4	24	39.1
2011	Ten	16	86	0	3,747	43.6	64	7	31	39.4
2012	Ten	16	81	2	3,855	47.6	71	5	30	40.4
2013	Ten	16	78	1	3,386	43.4	63	2	32	39.7
2014	Ten	16	88	1	4,118	46.8	79	7	28	40.8
2015	Ten	16	88	0	4,175	47.4	61	1	34	40.3
2016	Ten	16	77	0	3,402	44.2	71	4	32	38.6
2017	Ten	16	75	0	3,728	49.7	74	5	28	44.6
Totals		160	760	4	34,773	45.8	79	49	279	40.0

Kern's 2017/Career Postseason Statistics:

Year	Team	GP	No	Blk	Yds	Avg	Lg	TB	In20	Net
2017	Ten	1	3	0	131	43.7	57	0	2	41.0



Kern's Regular Season Single-Game Highs:

- Punts** - 10 (Twice, last at Miami, 10/8/17)
- Gross Avg.** - 56.8 vs. Seattle (9/24/17)
- Net Avg.** - 50.2 at Miami (10/8/17)
- Long Punt** - 79 vs. Indianapolis (12/28/14)
- In20** - 7 vs. Houston (12/27/15)

Kern's Playoff Single-Game Highs:

- Punts** - 3 at Kansas City (1/6/18)
- Gross Avg.** - 43.7 at Kansas City (1/6/18)
- Net Avg.** - 41.0 at Kansas City (1/6/18)
- Long Punt** - 57 at Kansas City (1/6/18)
- In20** - 2 at Kansas City (1/6/18)

SINGLE-SEASON GROSS AVG, NFL HISTORY

Titans punter **Brett Kern** led the NFL with a 49.7-yard gross punting average in 2017. His average ranked eighth in NFL history and was the highest of any player since 2012.

Highest single-season gross punting average, NFL history:

Player	Year	Team	Gross Average
1. Sammy Baugh	1940	Was	51.4
2. Shane Lechler	2009	Oak	51.1
3. Andy Lee	2011	SF	50.9
4. Shane Lechler	2011	Oak	50.8
5. Brandon Fields	2012	Mia	50.2
6. Thomas Morstead	2012	NO	50.1
7. Donnie Jones	2008	StL	50.0
8. Brett Kern	2017	Ten	49.7
9. Pat McAfee	2016	Ind	49.3
10. Shane Lechler	2007	Oak	49.1

SINGLE-SEASON NET AVG, NFL HISTORY

Brett Kern led the NFL with a 44.6-yard net punting average in 2017. His average ranked second in NFL history. The only better single-season net punting average in NFL history was Rams punter **Johnny Hekker's** 46.0-yard net average in 2016.

Highest single-season net punting average, NFL history:

Player	Year	Team	Net Average
1. Johnny Hekker	2016	LAR	46.0
2. Brett Kern	2017	Ten	44.6
3. Johnny Hekker	2017	LAR	44.3
4. Johnny Hekker	2013	StL	44.2
Sam Martin	2016	Det	44.2
6. Andy Lee	2011	SF	44.0
7. Shane Lechler	2009	Oak	43.9
8. Johnny Hekker	2015	StL	43.7
9. Sam Koch	2014	Bal	43.3
10. Andy Lee	2012	SF	43.2

NET AVERAGE IN A SEASON, TEAM HISTORY

Titans punter **Brett Kern** owns the top six net punting seasons in franchise history and eight of the team's top 10 net punting seasons.

In 2017, he shattered his own franchise record (40.76 net average in 2014) by averaging 44.56 net yards on 75 punts.

He set the club mark for the first time in 2011 with a 39.37-yard net average, eclipsing **Craig Hentrich's** 1998 net average of 39.22 yards.

Highest single-season net punting average, franchise history:

Player	Year	Net Average
1. Brett Kern	2017	44.56
2. Brett Kern	2014	40.76
3. Brett Kern	2012	40.36
4. Brett Kern	2015	40.34
5. Brett Kern	2013	39.70
6. Brett Kern	2011	39.37
7. Craig Hentrich	1998	39.22
8. Greg Montgomery	1993	39.13
9. Brett Kern	2010	39.06
10. Brett Kern	2016	38.64

SINGLE-SEASON GROSS AVG., TEAM HISTORY

Brett Kern's 2017 gross punting average broke his own franchise record. He initially set the franchise mark in 2012 by surpassing **Craig Hentrich's** 47.22-yard gross average from 1998.

Highest single-season gross punting average, franchise history:

Player	Year	Gross Average
1. Brett Kern	2017	49.71
2. Brett Kern	2012	47.59
3. Brett Kern	2015	47.44
4. Craig Hentrich	1998	47.22
5. Greg Montgomery	1992	46.92
6. Brett Kern	2014	46.80
7. Greg Montgomery	1993	45.59
8. Reggie Roby	1996	44.37

2017 NFL PUNTING LEADERS

Titans punter **Brett Kern** finished in first place on the 2017 NFL leaderboard in gross punting average and net punting average.

Highest gross punting average in 2017:

Player	Team	Gross Average
1. Brett Kern	Tennessee	49.7
2. Shane Lechler	Houston	49.0
3. Drew Kaser	LA Chargers	48.1
4. Johnny Hekker	LA Rams	47.9
5. Britton Colquitt	Cleveland	47.6
6. Marquette King	Oakland	47.4
7. Andy Lee	Arizona	47.3
8. Thomas Morstead	New Orleans	47.0
Pat O'Donnell	Chicago	47.0
10. Kevin Huber	Cincinnati	46.6

Highest net punting average in 2017:

Player	Team	Net Average
1. Brett Kern	Tennessee	44.6
2. Johnny Hekker	LA Rams	44.3
3. Marquette King	Oakland	42.7
4. Rigoberto Sanchez	Indianapolis	42.6
5. Michael Palardy	Carolina	42.4
6. Thomas Morstead	New Orleans	42.2
7. Justin Vogel	Green Bay	41.6
8. Chris Jones	Dallas	41.4
9. Drew Kaser	LA Chargers	41.3
Shane Lechler	Houston	41.3

SINGLE-GAME GROSS AVERAGE, TEAM HISTORY

In 2017, **Brett Kern** has recorded three of the franchise's top seven single-game gross punting averages (minimum four punts). His average against the Seattle Seahawks on Sept. 24 was 56.8 yards, good for the fourth-highest mark in franchise history. Two weeks later visiting the Miami Dolphins, his gross average was 54.9 yards, which ranks seventh (sixth at the time). On Nov. 12 against the Cincinnati Bengals, he posted a 56.5-yard average, ranking fifth in team annals.

Highest single-game gross punting average, since 1976 (min. 4 punts):

Player	Date	Opp	Punts	Gross Avg
1. Greg Montgomery	12/27/92	Buffalo	5	59.2
2. Greg Montgomery	09/19/93	San Diego	5	57.6
3. Craig Hentrich	11/04/01	Jacksonville	4	57.5
4. Brett Kern	09/24/17	Seattle	6	56.8
5. Brett Kern	11/12/17	Cincinnati	6	56.5
6. Craig Hentrich	11/15/98	Pittsburgh	4	55.3
7. Brett Kern	10/08/17	Miami	10	54.9
8. Brett Kern	12/28/14	Indianapolis	7	54.7
9. Brett Kern	12/20/15	New England	5	54.4
10. Brett Kern	01/03/10	Seattle	4	53.5

SINGLE-GAME NET AVERAGE, TEAM HISTORY

On Oct. 8, 2017 at Miami, **Brett Kern** punted 10 times for 549 yards with no blocks and no touchbacks, averaging 54.9 yards per attempt. The Dolphins returned seven of the punts for 47 total yards. Kern's net punting average of 50.2 set a career high and set the franchise's single-game record, topping **Greg Montgomery's** previous mark of a 49.8-yard net average against the San Diego Chargers on Sept. 19, 1993 (statistic tracked since 1976).

In doing so, Kern became the first NFL player to punt at least 10 times and finish a game with a net punting average of at least 50 yards.

In a three-week span, Kern recorded the highest single-game net average in team history, the 10th-highest single-game net average (48.2 against Seattle on Sept. 24) and the ninth-highest single-game net average (48.4 at Houston on Oct. 1).

Highest single-game net punting average, since 1976 (min. 4 punts):

Player	Date	Opp	Punt	Gross Avg	TB	In20	Net Avg
1. Brett Kern	10/8/17	Mia	10	54.9	0	4	50.2
2. Greg Montgomery	9/19/93	SD	5	57.6	1	0	49.8
3. Greg Montgomery	12/27/92	Buf	5	59.2	1	2	49.4
4. Brett Kern	11/25/12	Jax	4	50.3	0	1	49.0
5. Brett Kern	11/9/14	Bal	8	51.8	0	0	48.8
6. Brett Kern	10/26/14	Hou	6	51.7	0	2	48.7
7. Brett Kern	9/16/12	SD	7	51.6	1	3	48.6
8. Craig Hentrich	11/4/01	Jac	4	57.5	0	2	48.5
9. Brett Kern	10/1/17	Hou	5	49.2	0	1	48.4
10. Brett Kern	9/24/17	Sea	6	56.8	1	2	48.2

FRANCHISE CAREER PUNTING LEADERS

Brett Kern is the all-time career leader in Titans/Oilers history in both gross punting average and net punting average. He ranks second in team annals in career punts, behind only **Craig Hentrich** (861).

Highest career gross punting average, franchise history (minimum 250 punts):

Player	Years	Gross Avg.
1. Brett Kern	2009-2017	45.7
2. Greg Montgomery	1988-1993	43.6
3. Craig Hentrich	1998-2009	42.9
4. Jim Norton	1960-1968	42.1
5. Cliff Parsley	1977-1982	39.8
6. Dan Pastorini	1971-1979	39.7

Highest career net punting average, franchise history (since 1976, minimum 250 punts):

Player	Years	Net Avg.
1. Brett Kern	2009-2017	40.4
2. Craig Hentrich	1998-2009	37.2
3. Greg Montgomery	1988-1993	36.6
4. Cliff Parsley	1977-1982	32.3

Most career punts, franchise history:

Player	Years	Punts
1. Craig Hentrich	1998-2009	861
2. Brett Kern	2009-2017	687
3. Jim Norton	1960-1968	522

#4 • K RYAN SUCCOP

[CLICK FOR COMPLETE BIO \(PDF\)](#)

Kicker **Ryan Succop** (6-2, 218) is in his ninth NFL season and his fourth campaign with the Titans. He was signed by the Titans as a free agent on Sept. 1, 2014.

In 2016, Succop made 22 of his 24 field goal attempts, with his only misses coming from 51 and 58 yards. His 91.7 percent rate was the best single-season performance of his career and the third-best percentage in franchise history (92.3 by **Rob Bironas** in 2010 and 92.3 by **Al Del Greco** in 1998). Succop's percentage ranked third in the NFL in 2016 behind only **Justin Tucker** (97.4) and **Matt Bryant** (91.9).

Succop finished 2016 with a franchise-record streak of 36 successful field goals from inside 50 yards, dating back to 2014. Del Greco previously held the team record with 24 consecutive made field goals from inside 50 yards.

During his second season in Tennessee, Succop connected on 14 of his 16 field goal attempts and 29 of his 31 extra point attempts to total 71 points. His 87.5 percent success rate on field goals set a personal best and ranked as the sixth-highest figure in franchise history.

In 2014, he set a then-career high by making 86.4 percent of his field goal attempts. He was 19-of-22 and also connected on all 27 of his extra point attempts.

Succop's previous five seasons were spent with the Kansas City Chiefs, who chose him with the last pick of the 2009 NFL Draft (256th overall).

In his career with the Chiefs, he posted four 100-point seasons and made 81.0 percent (119-147) of his field goal attempts. Over his final three years there (2011-13), 52 percent of his kickoffs resulted in touchbacks, a number that ranked 11th in the NFL during that span.

In 2013, he tallied career highs for points (118) and touchbacks (47). He also posted the second-best percentage of his career for field goals made inside of 50 yards, connecting on 87.5 percent (21-24) of those attempts. During his Chiefs career, he produced five game-winning kicks.

A native of Hickory, N.C., Succop played in 50 games for the University of South Carolina Gamecocks, hitting 49 of 69 field goals (71.0%) and converting 104 of 106 PATs. His 251 points made up the second-highest total in school history.

2017 Highlights:

- **Against Oakland (9/10)**, made three of four field goal attempts, connecting from 23, 26 and 52 yards and missing from 52 yards. With his 52-yard miss, he had a streak of 19 successful field goals of any distance snapped. The 19-kick streak tied for the fifth-longest streak in franchise history, only one off the club record of 20 (accomplished three times by Rob Bironas and once by Al Del Greco).
- **At Jacksonville (9/17)**, made a 40-yard field goal in the first quarter, a 41-yard field goal in the second quarter and a 26-yard field goal in the third quarter. He recorded two consecutive games with at least three field goals for the first time since he was a member of the Kansas City Chiefs in 2013 (three field goals against Cleveland on Oct. 27 and three at Buffalo on Nov. 3).
- **Against Seattle (9/24)**, made all four of his field goal attempts from 24, 37, 47 and 35 yards. His 10 field goals in the first three games made up the highest number of field goals he has made in the first three games of a season during his nine years in the NFL. It also ranked as the most by any player in franchise history in the first three weeks of a season, topping Al Del Greco's previous benchmark of eight field goals in the first three weeks of 1996. He also set a career high with seven touchbacks on kickoffs (seven attempts), the most by a Titans/Oilers player in a single game from 1991-2017.
- Named AFC Special Teams Player of the Month for September.
- **At Houston (10/1)**, made both extra point attempts.
- **At Miami (10/8)**, made a 45-yard field goal in the second quarter.
- **Against Indianapolis (10/16)**, with a 48-yard field goal in the first quarter, he set a new NFL record by making his 47th consecutive field goal from inside 50 yards. He added four more field goals in the game to extend the streak to 51 consecutive field goals from inside 50 yards. He began the streak on Dec. 14, 2014. The previous NFL record of 46 straight field goals from inside 50 yards was set by Atlanta Falcons kicker Matt Bryant from 2013-2015. Succop was named AFC Special Teams Player of the Week and joined Rob Bironas (2007) as the only kickers in team history to win Special Teams Player of the Week and Month in the same season. Against



the Colts, he made all five of his field goal attempts (48, 32, 40, 48 and 23 yards) to tie for the second-highest total of his career, and he became only the fourth player in franchise history to make at least five field goals in a game. He joined Rob Bironas (NFL record of eight field goals in a game on Oct. 21, 2007), Al Del Greco (five on Dec. 3, 2000) and Roy Gerela (five on Sept. 28, 1969). With five field goals and three extra points, he totaled 18 points in the contest. Only five players in franchise history (Billy Cannon, Rob Bironas, George Blanda, Earl Campbell and Lorenzo White) previously scored more than 18 points in a game (several scored 18 points). With his first field goal of the game, he passed Charlie Hennigan (306 points) for 10th place on the franchise's all-time scoring list.

- **At Cleveland (10/22)**, made four of five field goals (43, 23, 46 and 47 yards), with his only miss coming from 53 yards. With his 47-yard field goal in overtime, he registered his seventh career game-winning field goal and his second as a member of the Titans. He became the first player to score all of his team's points in an overtime win since Denver Broncos kicker Jason Elam on Sept. 17, 2006, when Elam scored all nine of Denver's points in a 9-6 overtime win against the Kansas City Chiefs. Before missing from 53 yards in the fourth quarter, he extended his streak to 16 consecutive made field goals from all distances. The streak ranked eighth in franchise history. With 12 points, he passed former Oilers kicker Skip Butler (332 career points) for ninth place on the franchise's all-time scoring list.
- **Against Baltimore (11/5)**, made his only field goal attempt (48 yards) and two of his three extra point attempts.
- **Against Cincinnati (11/12)**, with a missed 48-yard field goal in the second quarter, his NFL-record streak of successful field goals from inside 50 yards came to an end at 56. The streak, which began in 2014, broke the previous NFL record of 46, set by Atlanta Falcons kicker Matt Bryant from 2013-2015. Later in the second quarter, Succop made a 44-yard field goal.
- **At Pittsburgh (11/16)**, made a 44-yard field goal and had a 48-yarder blocked.
- **At Indianapolis (11/26)**, made both field goal attempts and both extra point attempts. With his 29-yard field goal in the first quarter, he passed former Titans running back Chris Johnson (350 career points) for eighth place on the franchise scoring list. He added a 45-yard field goal later in the first quarter.
- **Against Houston (12/3)**, made one of two field goals and all three extra point attempts. With a 43-yard field goal in the second quarter, he became the 12th active kicker to make 200 career field goals. He also reached the 100-point mark for the sixth time in his career and for the second consecutive season. With his 81st field goal in a Titans uniform, he tied former Oilers kicker Toni Fritsch (81 field goals from 1977-1981) for fifth place on the franchise's all-time career field goal list.
- **At Arizona (12/10)**, made his only extra point attempt and missed a 58-yard field goal.
- **At San Francisco (12/17)**, made all three of his field goal attempts, connecting on a 40-yarder in the second quarter, a 31-yarder in the third quarter and a 50-yarder in the fourth quarter. With his 29th field goal of 2017, he set a career high for field goals in a season, topping his career-best mark

of 28 field goals in 2012 as a member of the Kansas City Chiefs.

➤ **Against the Los Angeles Rams (12/24)**, made three of four field goals and both extra point attempts. He made a 25-yard field goal in the first quarter, a 37-yard field goal in the second quarter and a 27-yard field goal in the fourth quarter. It marked the seventh time in 2017 he made at least three field goals in a game. Succop also improved his season total to 32 field goals, tied for the third-highest mark in franchise history. With his first field goal of the game (25 yards), he set a new career high for points in a season, surpassing his previous high of 118 points in 2013 as a member of the Kansas City Chiefs.

➤ **Against Jacksonville (12/31)**, made all three field goals against the Jaguars, hitting from 25 and 39 yards in the second quarter and 38 yards in the third quarter. He finished 2017 with 35 field goals in 42 attempts, and in doing so, he tied Rob Bironas (35-of-39 in 2007) for the second-highest number of field goals in franchise history in a single season. The only time a player exceeded Succop's total was 1998, when Al Del Greco made 36 field goals on 39 attempts. With nine total points against the Jaguars, he finished 2017 with a career-high 136 points (35 field goals and 31 extra points). He tied Al Del Greco's 1998 total of 136 points for the most in franchise history.

➤ **At Kansas City (1/6)**, made a 49-yard field goal in the second quarter. It was the kicker's second fourth postseason field goal in four attempts and his first since 2013 as a member of the Chiefs.

Succop's Career Regular Season Statistics:

Year	Team	GP	FGM	FGA	Pct	Lg	XPM	XPA	Pts
2009	KC	16	25	29	86.2	53	29	29	104
2010	KC	16	20	26	76.9	53	42	42	102
2011	KC	16	24	30	80.0	54	20	20	92
2012	KC	16	28	34	82.4	52	17	17	101
2013	KC	16	22	28	78.6	51	52	52	118
2014	Ten	16	19	22	86.4	51	27	27	84
2015	Ten	16	14	16	87.5	51	29	31	71
2016	Ten	16	22	24	91.7	53	39	41	105
2017	Ten	16	35	42	83.3	52	31	33	136
Totals		144	209	251	83.3	54	286	292	913

Succop's Career Postseason Statistics:

Year	Team	GP	FGM	FGA	Pct	Lg	XPM	XPA	Pts
2010	KC	1	0	0	-	-	1	1	1
2013	KC	1	3	3	100.0	43	5	5	14
2017	Ten	1	1	1	100.0	49	1	1	4
Totals		3	4	4	100.0	49	7	7	19

Succop's Regular Season Single-Game Highs:

- Field Goals Made** - 6 at New Orleans (9/23/12)
- Field Goal Attempts** - 6 at New Orleans (9/23/12)
- Longest Field Goal** - 54 vs. Minnesota (10/2/11)
- PATs Made** - 6 (Four times, last vs. Jacksonville, 12/6/15)
- PATs Attempted** - 6 (Four times, last vs. Jacksonville, 12/6/15)
- Points** - 19 at New Orleans (9/23/12)
- Consecutive Field Goals Made** - 22 (10/2/11–12/24/11)

Succop's Playoff Single-Game Highs:

- Field Goals Made** - 3 at Indianapolis (1/4/14)
- Field Goals Attempts** - 3 at Indianapolis (1/4/14)
- Longest Field Goal** - 49 at Kansas City (1/6/18)
- PATs Made** - 5 at Indianapolis (1/4/14)
- PATs Attempted** - 5 at Indianapolis (1/4/14)
- Points** - 14 at Indianapolis (1/4/14)



POINTS IN A SEASON, FRANCHISE HISTORY

In 2017, **Ryan Succop** enjoyed one of the best regular seasons in franchise history by a player at his position. He made 35 of his 42 field goal attempts and 31 of his 33 extra point tries.

Succop scored 136 points, tying **Al Del Greco's** franchise record for points in a season. Del Greco scored 136 points (36 field goals, 28 extra points) to establish the team benchmark in 1998.

Succop's 136 points were a personal best as well. His previous high for a season was 118 points in 2013 with the Kansas City Chiefs.

Most points in a season, franchise history:

Player	Season	PAT	FG	Points
1. Ryan Succop	2017	31	35	136
Al Del Greco	1998	28	36	136
3. Rob Bironas	2007	28	35	133
4. Al Del Greco	1996	35	32	131
5. Rob Bironas	2008	40	29	127
6. Al Del Greco	1993	39	29	126
7. Gary Anderson	2003	42	27	123
8. Rob Bironas	2011	34	29	121
9. Rob Bironas	2009	37	27	118
Al Del Greco	2000	37	27	118

FIELD GOALS IN A SEASON, TEAM HISTORY

Ryan Succop's 35 field goals in 2017 ranked among the top totals in Titans/Oilers history. He tied Rob Bironas' 2007 total for second all-time, one short of **Al Del Greco's** mark of 36 during the 1998 campaign.

Most field goals in a season, franchise history:

Player	Season	FG Made	FG Att
1. Al Del Greco	1998	36	39
2. Ryan Succop	2017	35	42
Rob Bironas	2007	35	39
4. Al Del Greco	1996	32	38
5. Rob Bironas	2008	29	33
Rob Bironas	2011	29	32
Al Del Greco	1993	29	34
8. (five tied)		27	

CONSECUTIVE FGS INSIDE 50 YARDS

On Oct. 16, 2017, **Ryan Succop** set the NFL record for most consecutive field goals made from inside 50 yards. With a 48-yarder in the first quarter against the Colts, he made his 47th such kick. He broke the record of Atlanta Falcons kicker **Matt Bryant**, who made 46 consecutive field goals from inside 50 yards from 2013–2015.

Succop's streak ended at 56 with a missed 48-yard attempt against the Cincinnati Bengals on Nov. 12, 2017. The streak, which began on Dec. 14, 2014, spanned 43 games and nearly three calendar years.

In 2016, he broke **Al Del Greco's** franchise record of 24 consecutive made field goals from inside 50 yards, set from 1995–1996.

Most consecutive field goals made from inside 50 yards, NFL history:

Kicker	Team	Seasons	Consec. FGS from Inside 50 Yards
1. Ryan Succop	Tennessee Titans	2014–2017	56
2. Matt Bryant	Atlanta Falcons	2013–2015	46
3. Mike Vanderjagt	Indianapolis Colts	2002–2004	41

Most consecutive field goals made from inside 50 yards, franchise history:

Kicker	Season(s)	Consecutive Field Goals Inside 50 Yards
1. Ryan Succop	2014-17	56
2. Al Del Greco	1995-96	24
3. Al Del Greco	1998-99	20
Rob Bironas	2007-08	19
5. Rob Bironas	2010-11	18

2017 SCORING LEADERS

Ryan Succop ranked among the NFL's top scorers in 2017. He finished ninth in the league and fifth in the AFC.

Most points scored in 2017:

Player	Team	XPM	XPA	FGM	FGA	Pts
1. Greg Zuerlein	LA Rams	44	46	38	40	158
2. Stephen Gostkowski	New England	45	47	37	40	156
3. Robbie Gould	San Francisco	28	30	39	41	145
4. Harrison Butker	Kansas City	28	28	38	42	142
Chris Boswell	Pittsburgh	37	39	35	38	142
6. Justin Tucker	Baltimore	39	39	34	37	141
7. Wil Lutz	New Orleans	47	50	31	36	140
8. Matt Bryant	Atlanta	35	35	34	39	137
9. Ryan Succop	Tennessee	31	33	35	42	136
10. Kai Forbath	Minnesota	34	39	32	38	130
Matt Prater	Detroit	40	41	30	35	130

CONSECUTIVE FIELD GOALS

Ryan Succop began 2017 by extending his streak to 19 consecutive successful field goals, including every attempt over the final 10 games of 2016. The streak came to an end on Sept. 10.

The streak was the second-longest of his career, behind only a 22-kick streak in 2011 as a member of the Kansas City Chiefs. It also qualifies as tied for the fifth-longest streak of its kind in franchise history.

From the final three games of the 2014 campaign through the first eight games of 2015, Succop made 15 consecutive field goals to record what is now the eighth-longest streak in franchise history.

Longest streaks of field goal attempts without a miss, franchise history:

Kicker	Season(s)	Consecutive Field Goals
1. Rob Bironas	2011–2012	20
Rob Bironas	2010	20
Rob Bironas	2007–2008	20
Al Del Greco	1998–1999	20
5. Ryan Succop	2016–2017	19
Rob Bironas	2007	19
7. Al Del Greco	1995–1996	18
8. Ryan Succop	2017	16
9. Ryan Succop	2014–2015	15
9. Rob Bironas	2011	14
Al Del Greco	1999–2000	14



RYAN SUCCOP'S CAREER GAME-WINNING FIELD GOALS

A game-winning field goal is defined as one that was the final score of the game and gave the kicker's team the lead at any time in the fourth quarter or overtime.

Date	Team	Opponent	Distance	Quarter
12/18/16	Tennessee	at Kansas City	53 yards	4th Quarter
10/22/17	Tennessee	at Cleveland	47 yards	Overtime
9/23/12	Kansas City	at New Orleans	31 yards	Overtime
10/31/11	Kansas City	vs. San Diego	30 yards	Overtime
9/19/10	Kansas City	at Cleveland	23 yards	4th Quarter
10/31/10	Kansas City	vs. Buffalo	35 yards	Overtime
11/22/09	Kansas City	vs. Pittsburgh	22 yards	Overtime

SINGLE-SEASON FIELD GOAL PERCENT

Ryan Succop owns three of the top 10 single-season field goal percentages in franchise history. He recorded a career-best 91.7 percent rate on field goals in 2016, which finished third in team annals behind only Rob Bironas' 92.3 percent in 2010 and Al Del Greco's 92.3 percent in 1998.

In 2015, Succop made 87.5 percent of his attempts, which ranks seventh in team annals, and his 86.4 percent success rate in 2014 ranks 10th.

Highest field goal percentage in a season, franchise history:

Player	Season	Made	Att	Pct
1. Rob Bironas	2010	24	26	92.3
Al Del Greco	1998	36	39	92.3
3. Ryan Succop	2016	22	24	91.7
4. Rob Bironas	2011	29	32	90.6
5. Rob Bironas	2007	35	39	89.7
6. Rob Bironas	2008	29	33	87.9
7. Ryan Succop	2015	14	16	87.5
8. Gary Anderson	2003	27	31	87.1
Al Del Greco	1995	27	31	87.1
10. Ryan Succop	2014	19	22	86.4

Succop's percentage ranked third in the NFL in 2016 behind only Justin Tucker (97.4) and Matt Bryant (91.9).

Highest field goal percentage in 2016:

Player	Team	Made	Att	Pct
1. Justin Tucker	Bal	38	39	97.4
2. Matt Bryant	Atl	34	37	91.9
3. Ryan Succop	Ten	22	24	91.7
4. Steven Hauschka	Sea	33	37	89.2
5. Cairo Santos	KC	31	35	88.6
6. Nick Folk	NYJ	27	31	87.1
Adam Vinatieri	Ind	27	31	87.1
8. Mason Crosby	GB	26	30	86.7
9. Greg Zuerlein	LA	19	22	86.4
10. Matt Prater	Det	31	36	86.1

2016 TOUCHBACK PERCENTAGE

In 2016, **Ryan Succop** recorded touchbacks on 58 of his 79 kickoffs. His 73.4 percent touchback rate set a new career high and set a new franchise record, topping his 66.2 percent mark from 2015 (43 of 65) that previously qualified as both.

Among all NFL kickers in 2016, Succop was fourth in touchback percentage.

Highest percentage of touchbacks on kickoffs in 2016:

Kicker	Team	Kickoffs	Touchbacks	Percent
1. Jason Myers	Jax	72	60	83.3
2. Josh Lambo	SD	89	67	75.3
3. Graham Gano	Car	85	63	74.1
4. Ryan Succop	Ten	79	58	73.4
5. Dustin Hopkins	Was	90	65	72.2
6. Sam Martin	Det	75	52	69.3
7. Roberto Aguayo	TB	76	52	68.4
8. Brandon McManus	Den	75	50	66.7
9. Justin Tucker	Bal	79	52	65.8
10. Chandler Catanzaro	Ari	81	52	64.2

#14 • WR/KR/PR ERIC WEEMS

Wide receiver/returner **Eric Weems** (5-9, 195) is in his 10th NFL season and his first campaign with the Titans. He was signed by the Titans as an unrestricted free agent on March 11, 2017.

Weems entered the NFL in 2007 as a rookie free agent with the Atlanta Falcons. He spent the majority of the next nine years with the Falcons, serving there for two multi-year stints (2007–2011 and 2014–2016). He also spent two seasons with the Chicago Bears (2012–2013). His career totals with the Falcons and Bears included 121 punt returns for a 10.8-yard average, which ranked fifth among active players through 2016; 165 kickoff returns for a 24.3-yard average; and 38 receptions for 353 yards.

Not only valuable as a returner and a reserve receiver, Weems has consistently displayed his value on coverage units during his career. Through 2016, he registered 102 career special teams tackles, leading his teams in the category four times.

In 2016, Weems appeared in all 16 games for the NFC Champion Falcons. He averaged 11.4 yards on 24 punt returns and 23.0 yards on 17 kickoff returns, and he led the Falcons with 15 special teams tackles.

Weems earned a Pro Bowl selection in 2010, when he established career highs in punt return average (12.8) and kickoff return average (27.5). He scored in both the punt return and kickoff return games during the regular season and followed with a kickoff return touchdown in the playoffs.

A native of Ormond Beach, Fla., Weems attended Bethune-Cookman University, where he averaged 100.7 all-purpose yards per game during his four-year stay.



2017 Highlights:

- **At Cleveland (10/22)**, caught one pass for five yards.
- **Against Cincinnati (11/12)**, led the team with three special teams tackles.
- **Against Houston (12/3)**, tied for the team lead with two special teams tackles.
- **Against Los Angeles (12/24)**, participated in his 150th career game.

Weems' Career Regular Season Receiving Statistics:

Year	Team	GP	GS	Rec	Yds	Avg	Lg	TD
2007	Atl	1	0	0	0	-	-	0
2008	Atl	6	0	1	4	4.0	4	0
2009	Atl	16	0	6	50	8.3	30t	2
2010	Atl	16	4	6	61	10.2	18	0
2011	Atl	16	2	11	90	8.2	18	0
2012	Chi	16	1	2	27	13.5	18	0
2013	Chi	16	0	1	8	8.0	8	0
2014	Atl	16	0	10	102	10.2	40	2
2015	Atl	16	0	1	11	11.0	11	0
2016	Atl	16	0	0	0	-	-	0
2017	Ten	16	0	1	5	5.0	5	0
Totals		151	7	39	358	9.2	40	4

Weems' Career Regular Season Return Statistics:

Year	PR	FC	Yds	Avg	Lg	TD	KR	Yds	Avg	Lg	TD
2007	0	0	0	-	-	0	0	0	-	-	0
2008	0	0	0	-	-	0	1	19	19.0	19	0
2009	27	14	270	10.0	28	0	48	1,214	25.3	62	0
2010	18	19	230	12.8	55t	1	40	1,100	27.5	102t	1
2011	32	19	315	9.8	42	0	24	563	23.5	37	0
2012	1	1	0	0.0	0	0	13	231	17.8	27	0
2013	0	1	0	-	-	0	5	57	11.4	19	0
2014	0	0	0	-	-	0	2	34	17.0	17	0
2015	19	16	221	11.6	41	0	15	403	26.9	50	0
2016	24	21	273	11.4	73	0	17	391	23.0	42	0
2017	2	0	15	7.5	13	0	2	18	9.0	18	0
Totals	123	91	1,324	10.8	73	1	167	4,030	24.1	102t	1

Weems' Career Postseason Receiving Statistics:

Year	Team	GP	GS	Rec	Yds	Avg	Lg	TD
2008	Atl	1	0	0	0	-	-	0
2010	Atl	1	0	0	0	-	-	0
2011	Atl	1	0	0	0	-	-	0
2016	Atl	3	0	0	0	-	-	0
2017	Ten	1	0	0	0	-	-	0
Totals		7	0	0	0	-	-	0

Weems' Career Postseason Return Statistics:

Year	PR	FC	Yds	Avg	Lg	TD	KR	Yds	Avg	Lg	TD
2008	0	0	0	-	-	0	0	0	0.0	-	0
2010	0	0	0	-	-	0	6	195	32.5	102t	1
2011	0	0	0	-	-	0	4	83	20.8	27	0
2016	3	3	24	8.0	14	0	4	66	16.5	23	0
2017	0	0	0	-	-	0	0	0	-	-	0
Totals	3	3	24	8.0	14	0	14	344	24.6	102t	1

Weems' Regular Season Single-Game Highs:

- Receptions** - 4 (Twice, last vs. Tampa Bay 9/18/14)
- Receiving Yards** - 69 vs. Tampa Bay (9/18/14)
- Long Reception** - 40 vs. Tampa Bay (9/18/14)
- Punt Returns** - 5 vs. Buffalo (12/27/09)
- Punt Return Yards** - 76 at San Francisco (11/8/15)
- Punt Return Long** - 73 at Oakland (9/18/16)
- Punt Return Touchdown** - 1 vs. Carolina (1/2/11)
- Kickoff Returns** - 6 (Twice, last vs. Cincinnati 10/24/10)
- Kickoff Return Yards** - 168 vs. Cincinnati (10/24/10)
- Kickoff Return Long** - 102t at Tampa Bay (12/5/10)
- Kickoff Touchdown** - 1 at Tampa Bay (12/5/10)

Weems' Playoff Single-Game Highs:

- Punt Returns** - 1 (Three times, last vs. New England 2/5/17)
- Punt Return Yards** - 14 vs. Green Bay (1/22/17)
- Punt Return Long** - 14 vs. Green Bay (1/22/17)
- Kickoff Returns** - 6 vs. Green Bay (1/22/17)
- Kickoff Return Yards** - 195 vs. Green Bay (1/22/17)
- Kickoff Return Long** - 102t vs. Green Bay (1/22/17)
- Kickoff Touchdown** - 1 vs. Green Bay (1/22/17)

ACTIVE COMBINED KR/PR YARDS LEADERS

Among active NFL players, **Eric Weems** is in the NFL's top five in total yards on career kickoff returns and punt returns.

Most career combined punt return yards and kickoff return yards, active NFL players:

Player	Punt Return Yards	Kickoff Return Yards	Total
1. Darren Sproles	2,792	8,350	11,142
2. Ted Ginn	2,600	6,898	9,498
3. Brandon Tate	1,909	5,890	7,799
4. Eric Weems	1,324	4,030	5,354
5. Danny Amendola	1,707	3,575	5,282

MORE TITANS SPECIALISTS

48 - LS BEAU BRINKLEY (6-4, 260, 6th Year, Missouri)

- Long snapper **Beau Brinkley** is in his sixth NFL season. He was signed as an undrafted free agent in 2012 and re-signed to a multi-year contract in 2015.
- In 2016, Brinkley played in all 16 games for the fifth consecutive season. He helped Ryan Succop make 22 of his 24 field goal attempts, with the only misses coming from 51 and 58 yards. Succop's 91.7 percent rate ranked third in the NFL in 2016 behind only Justin Tucker (97.4) and Matt Bryant (91.9).
- In 2015, he played in all 16 games. He helped Brett Kern become the first punter in league history to record 80 or more punts, a net average of 40 yards, and one or zero touchbacks in a single season. He also served as the long snapper for kicker Ryan Succop, who went 14-of-16 and whose 87.5 percent success rate on field goals was the sixth-best in franchise history.
- In 2014, he played in all 16 games for the third consecutive year and tied for third on the team with a career-high 10 special teams tackles. He helped Brett Kern set a new team record for single-season net punting average.
- In 2013, Brinkley saw action in all 16 games and posted six special teams stops.
- In 2012, his consistency helped Brett Kern set the franchise records for both gross and net punting average in 2012.
- The Kearney, Mo., native spent four seasons as Missouri's long snapper after joining the team as a preferred walk-on. Appeared in 50 career games during his time at Missouri.

TITANS TIDBITS

LB DAREN BATES

- For the My Cause, My Cleats campaign in 2016, Bates wore specially designed cleats featuring the words "American Heart Association." Bates was raising awareness for the organization's life-saving mission. His mother, Weslyn Bates, was a heart transplant recipient and lived some wonderful years following her surgery. She sadly passed away in 2015 at the age of 56.

LS BEAU BRINKLEY

- Brinkley's father, Mike, was an All-American defensive end and long snapper at Missouri Valley College. Beau learned to long snap when he was just seven years old.
- Brinkley raced four-wheelers in the Extreme Dirt Track Racing Series while growing up in Missouri. He traveled the country competing in both motor cross and flat track competitions and won a flat track regional title in 2005.
- In June 2015, Brinkley participated in the Nashville Sports Council Golf Tournament at Gaylord Springs Golf Course. On the par-3 eighth hole, he sunk a hole-in-one to win a barrel of Jack Daniel's whiskey.

LB JAYON BROWN

- He went to the same California high school, Long Beach Poly, as new Titans teammate Jurrell Casey. Brown's older brother, Juwan, was Jurrell's teammate there.
- Former Long Beach Poly and New England Patriots star Willie McGinest is a close friend of the Brown family.
- He has two older brothers who played college football. Jason played

linebacker at Idaho, while Juwan was a defensive lineman at Southern Oregon.

S KEVIN BYARD

- Byard credits his mother, Artina Stanley, for much of his success. Following a divorce when Byard was in ninth grade, his mother moved with the children from Philadelphia to Atlanta. Although it was a financial struggle, Stanley worked long hours to make sure her children received what they needed. Byard claims he and his older brother "had to grow up really fast" as they helped their mother with taking care of the younger kids in the family.
- The Titans had an inside track in their scouting of Byard. Titans general manager Jon Robinson received glowing reports on Byard from his friend and MTSU defensive coordinator Steve Ellis. When Robinson was a linebackers coach at Nicholls State, Ellis was one of his pupils, and the two remained close through the years. Additionally, Patrick Callaway, a newly-hired scouting assistant for the Titans, was Byard's high school teammate.
- Byard says his football role models are Ed Reed, Brian Dawkins and Troy Polamalu.
- Byard has three brothers and three sisters and is the second oldest of the group.

OLB JOSH CARRAWAY

- Carraway is interested in raising more awareness for heart disease. His mother, Valerie Taylor, passed away from the disease when Josh was just seven years old.
- Carraway's father, Glenn, was on the first basketball team at UT San Antonio and he played pro ball briefly in Mexico. Josh grew up playing basketball and is a huge fan of Dallas Mavericks legend Dirk Nowitzki.

DT JURRELL CASEY

- Casey was voted the 2016 Tennessee Titans Walter Payton Man of the Year, which recognizes players for excellence on and off the field. Casey is a fixture at Tennessee Titans community events and also serves as the spokesperson for United Way of Metropolitan Nashville. In 2016, Casey and his wife, Ryann, established The Casey Fund, a non-profit dedicated to raising money for established re-entry programs, inner-city youth programs, mentoring and halfway houses. Then, prior to Thanksgiving, the Caseys hosted a food giveaway for 200 underprivileged families in the Nashville area. Casey also hosts a free youth football skills camp for linemen in his hometown of Long Beach, Calif.
- More information about The Casey Fund is available online at thejurrellcasey.com/the-casey-fund.
- Casey has a strong partnership with Project Return Tennessee.
- Family members and friends call him "Tut-Tut," a nickname he earned from his aunt as a small child because she said he walked like a turtle.
- Casey has nine brothers and sisters.
- When he was in high school, his older brother, Jurray, was convicted of first-degree murder. Despite the turmoil it caused, Jurrell credits his brother for helping him re-focus on becoming a better football player and student.
- Casey calls his mother, Collette Burns, a cafeteria worker in the Long Beach Unified School District, "the inspiration in my life" for how hard she worked to provide for Jurrell and his siblings.

QB MATT CASSEL

- Cassel's mother, Barbara, is an Emmy-winning set decorator in Hollywood. His late father, Greg, was a script writer.
- His wife, Lauren, was a captain of the Southern Cal volleyball team that won the 2002 national title.
- He played in the 1994 Little League World Series on the Northridge, Calif., team. He went on to play a season of baseball at Southern Cal and was selected in the 36th round of the 2004 Major League Baseball Draft by the Oakland Athletics.
- Cassel's older brother, Jack, pitched for the Houston Astros, Cleveland Indians and San Diego Padres. His younger brother, Justin, was a pitcher in the Chicago White Sox organization.

T JACK CONKLIN

- After not receiving a single Division I scholarship offer, Conklin began his time at Michigan State as a preferred walk-on in 2012. He impressed enough in his redshirt season to earn a scholarship in the spring of 2013.
- At Plainwell (Mich.) High School, Conklin's head coach was his father, Darren Conklin, who once was a walk-on at Michigan under Wolverines head coach Bo Schembechler.

TITANS TIDBITS: THE BEST OF TITANS OFF-THE-FIELD HIGHLIGHTS

- His mother, Jennifer Jackson, was an All-American swimmer at the University of Michigan.
- Conklin's grandfather, Ron Jackson, was a professional baseball player. He played first base for the Chicago White Sox and Boston Red Sox.
- He hopes to one day own his own farm.

S JOHNATHAN CYPRIEN

- In 2015, Cyprien started the CypSquad ARY Foundation which benefits different programs for at-risk youth in the South Florida area.

WR COREY DAVIS

- Davis and his six siblings survived a tough economic upbringing in Wheaton, Ill. While he has always maintained a loving relationship with his parents, Olasheni Timson and Michelle Davis, he made the decision as a high school junior to move into the home of Robin and Dan Graham, who became his legal guardians. Dan, Corey Davis' youth football coach, was an offensive lineman for the Tampa Bay Buccaneers. His son, Ryan Graham, played youth and high school football with Davis and currently plays quarterback at Northern Illinois.
- His brother, Titus, played football at Central Michigan and was signed by the Chargers as a rookie free agent in 2015. Titus also spent time with the Jets and Bills before signing with the Bears during the 2017 offseason.
- One of Davis' favorite quotes is "Never die easy" by Walter Payton, who used the saying as the title to his autobiography.

WR ERIC DECKER

- Decker and his wife, Jessie, are co-founders of the Decker's Dogs Foundation. Decker's Dogs aims to rescue, care for and train service dogs for military veterans returning home with disabilities. For more information on the foundation, please visit ejdeckerfoundation.com.
- Eric and Jessie have teamed up with STOMP Out Bullying to educate students, teachers and parents about the dangers of bullying.
- Decker played outfield for the Minnesota Golden Gophers' baseball team and was drafted twice in the Major League Baseball Draft—by the Milwaukee Brewers in 2008 (38th round) and the Minnesota Twins in 2009 (27th round).

OLB KEVIN DODD

- Dodd says that his grandmother Mamae Charles served as an inspiration in his life and her guidance in the early years helped him reach his football dreams. She passed away when he was in sixth grade and to this day he plays to honor her life.

WR HARRY DOUGLAS

- Douglas' brother, Toney, is an eight-year NBA veteran. Toney was originally drafted by the L.A. Lakers as the 29th overall pick in the 2009 NBA Draft and has played for New York, Houston, Miami, Golden State, Sacramento, New Orleans and Memphis. Harry tries to attend as many of Toney's games as possible.
- In his spare time, he enjoys date nights with his wife, Kierra; bowling; traveling; discovering new restaurants; watching movies; playing cards; and keeping his niece, nephew and godchildren.

RB DAVID FLUELLEN

- Fluellen's favorite personal moment in sports growing up was his first touchdown when he was eight years old. He strip-sacked the quarterback, picked up the fumble and ran it in.

RB DERRICK HENRY

- In high school, Henry broke the 51-year-old national high school rushing record with 12,124 yards after compiling 4,261 rushing yards as a senior.
- Henry says his grandmother Gladys Henry has served as a key inspirational piece during his career. He has a portrait tattoo of her on his chest.
- Henry has been growing out his hair since he was in elementary school.

CB ADOREE' JACKSON

- Jackson was a long jumper and sprinter on USC's track team in the springs of 2015 and 2016, winning the Pac-12 outdoor long jump title both years (and placing second in the Pac-12 100 meters in 2016) and earning All-American status both years after twice placing fifth in the NCAA long

jump. He also placed 10th in the long jump in the U.S. Olympic Trials.

- Jackson lists his parents as the people that inspire him the most. "They've always steered me in the right direction. All of their experiences and guidance helped get me where I'm at." Adoree's mother, Vianca, is an amazing inspiration having survived breast cancer.
- Jackson is a Reese's Peanut Butter Cups enthusiast. He names creator Harry Burnett Reese as a historical person he would have loved to meet. "He's a genius. That's by far and away my favorite candy. I eat that like it ain't nothing."

DL AUSTIN JOHNSON

- When Johnson was drafted by the Titans, he became a teammate once again of DaQuan Jones, a former Penn State defensive lineman who was drafted by the Titans in 2014. The two remained close, and Jones was among Johnson's family and friends surrounding him on draft night.
- Johnson was a broadcast journalism major at Penn State.
- The son of Austin and Tammy Johnson, he has two older sisters, Brandi and Erika, and one younger sister, Kennedy. Kennedy is a forward on the Michigan State women's basketball team.

C BEN JONES

- Jones switched from jersey #61 to #60 prior to his senior season at Georgia, to honor his father, Steve, a former collegiate star, who was killed in a helicopter crash when he was 10 years old.
- Jones' pregame ritual consists of walking barefoot on the field "to get a feel for the turf." The routine began before one game with his brother in high school and after enjoying success that night, it has continued ever since.
- When he was 10 years old, Jones suffered a blow to the head with a baseball bat. The impact caused a blood clot to develop on his brain and fractured his skull. The injury kept him out of all athletic activity for a year, proving to be a challenging time for an active and athletic boy. Although it was a tough period in his life, Ben says this time turned him into the man he is today. As soon as he was cleared for activities, Jones threw himself into being the best athlete he could be.
- During the 2017 offseason, Jones and his wife, Alex, hosted the Ben Jones Celebrity Clay Shoot to benefit The Ronald McDonald House in Nashville. The event raised \$85,000. Ben and Alex have a passion for helping children and have seen first-hand the blessings provided by the Ronald McDonald House to friends and family with sick children.
- Jones' brother, Clay, played baseball for the University of Alabama and then was drafted by the Detroit Tigers.

DL DaQUAN JONES

- Jones majored in Criminology at Penn State and spent a portion of his 2013 summer as an intern observing the Spring Township Police Department near State College.
- Jones entered the Penn State program after being rated the second-best offensive lineman in the nation.
- He lists his father, Steve, as the most inspirational person in his life. Steve raised DaQuan as a single father and one of his father's greatest traits is that he works extremely hard in everything he does. Steve works as an executive chef at Cornell University.
- Jones is in the process of launching his own non-profit organization called "Create Your Legacy."

G/T DENNIS KELLY

- Kelly's brother, Tim, played football at Eastern Illinois and is currently an offensive quality control coach for the Houston Texans.
- Kelly's favorite football player growing up was former Titans great Jevon Kearse.
- Kelly claims that the biggest influence on his life and career has been his entire family. "We're a Southside [Chicago] Irish family, so we share a really tight bond and they've inspired me to get to where I am today."
- Kelly went back to school during the 2014 offseason to earn his degree in organizational leadership from Purdue.
- He is an avid professional wrestling fan that does not let the opportunity pass him by whenever a live WWE show is in town. He lists the Undertaker as the one person in the world he would like to have dinner with.

TITANS TIDBITS: THE BEST OF TITANS OFF-THE-FIELD HIGHLIGHTS

P BRETT KERN

- Kern's father, Cal, is a former professional soccer goalie.
- Kern is an avid golfer that sports a +1 handicap. He picked the game up late in his high school years and caddied for three summers at Inverness Golf Club while in college. The course is located in Toledo, Ohio, and has hosted PGA and NCAA Championships. In 2011, Kern competed in The Vinny, a local golf fundraising tournament hosted by singers Vince Gill and Amy Grant, and finished fourth in the event.

G JOSH KLINE

- Kline was a standout wrestler in high school, winning the state title as a senior and finishing with a 45-1 record that year.

DL KARL KLUG

- Klug has an identical twin brother, Kevin, who played linebacker at Minnesota State University, Mankato. As high school teammates, Kevin played fullback, opening holes for Karl, the team's running back. Kevin now owns and operates Klug Fitness, a mobile fitness business in Nashville. He also has toured with Lady Antebellum and Sam Hunt as a personal trainer. Karl and Kevin have an older sister, Kelsey.
- Klug's small hometown of Caledonia calls itself the "Wild Turkey Capital of Minnesota" and "The Heart of Quilt Country."
- Klug arrived on Iowa's campus as an undersized defender who weighed only 207 pounds at the time.

G/C COREY LEVIN

- Levin is the first member of his immediate family to graduate from college.
- A multi-sport athlete in high school, Levin also competed in baseball as a pitcher and third baseman.

T TAYLOR LEWAN

- Lewan chose to wear jersey number 77 at Michigan and then at the pro level because of the legacy of Wolverine tacklers who have donned the number, including Jake Long and Jon Jansen.
- His father, Dave, was a defensive lineman at the University of Minnesota.
- Lewan has a mustache tattooed on his right index finger and a stick figure tattooed on the outside edge of his right hand that he calls his "right-hand man."
- One of Lewan's close friends is Carolina Panthers defensive end Craig Roh. The two played together as high school seniors and then went to Michigan at the same time.
- At the 2014 NFL Scouting Combine, Lewan ran the 40-yard dash in 4.87 seconds, beating all other offensive linemen in his class and clocking the fourth-fastest time among offensive linemen from 2010-14. He also ranked among the top offensive linemen at the 2014 combine in the broad jump (first at nine feet, nine inches), vertical jump (tied for third at 30.5 inches) and three-cone drill (fourth at 7.39 seconds).

QB MARCUS MARIOTA

- In 2016, Mariota launched his Motiv8 Foundation, which serves the communities of Middle Tennessee, Eugene and Honolulu. The Foundation was a major sponsor in the inaugural Polynesian Bowl. The game featured the top players in the nation including 15 of the top 16 Polynesian players in the ESPN 300. The non-profit also participated with First Hawaii Bank's bobble head charity fundraiser that netted the Motiv8 Foundation \$115,000 for local programs in Hawaii. The Foundation held its inaugural golf tournament at Oahu Country Club raising money for local programs and sold out in just four days. The Foundation also held its inaugural golf tournament in Oregon at the Springfield Golf Club with all monies raised going to programs in Oregon.
- He is the oldest son of Toa and Alana Mariota. His younger brother, Matthew, is a tight end at Oregon.
- Mariota credits much of his athletic success to playing soccer in his youth. By the time he was eight years old, he was wearing a soccer jersey with the number 8, and he has kept the jersey number ever since then.
- During his time in Eugene, Ore., Mariota became a fixture at the Boys and Girls Club of Emerald Valley, spending time on a weekly basis with kids at the center. For his efforts in the community, he was awarded with the inaugural Play It Forward Award at the 63rd Annual Oregon Sports Awards

in June 2015.

WR RISHARD MATTHEWS

- Matthews' father, Andre, is a retired U.S. Marine Corps master sergeant.
- In October 2015, Matthews' half-brother Christopher Ruiz was killed while serving as a retired Marine working as a private defense contractor in Afghanistan. Ruiz served in the Marines for 10 years, and served overseas in Operation Iraqi Freedom. He was in Afghanistan training locals to fight for their country, when he was killed. Ruiz was one of six U.S. Airmen and five other civilian contractors killed in the crash of an Air Force C-130 as it tried to put down at the Jalalabad Airfield on Oct. 2.
- Matthews wears a bracelet with the words "Forever by my side." It has his fallen brother's name on it, along with the Marines logo. He wears the bracelet every day.

CB BRICE McCAIN

- In 2014, McCain played with the Pittsburgh Steelers and worked with current Titans defensive coordinator Dick LeBeau. McCain kept his notes from playing in LeBeau's defense and referenced them when making the transition to Tennessee.

OLB DERRICK MORGAN

- Morgan is a 2016 graduate of the University of Miami's Executive MBA for Artists and Athletes program.
- Morgan helped deliver his daughter at home in April 2015.
- Morgan credits his mother, Pamela Sweigart, as his primary role model in life. He also says that she should be credited with his football success, since, even as a single parent, she managed to take him to every practice and every game during his youth.

RB KHALFANI MUHAMMAD

- Muhammad was a member of the California track & field team during his freshman, sophomore and junior seasons. The following are his career best collegiate times in the 100 meters (10.35), 200 meters (personal-best 20.80), indoor 60 meters (6.78), indoor 200 meters (21.44) and with the 4x100 meter relay team (40.40) and 4x400 meter indoor relay team (3:18.59).
- Muhammad's father, Malik (who went by Luis Morales at the time), was an Olympic sprinter for Puerto Rico (100 and 200 meters) who participated in the 1984 Olympics in Los Angeles. He was .02 seconds from qualifying for the 100m final.

RB DeMARCO MURRAY

- Murray led his high school basketball team to a 2005 state title. He was considered a top-30 basketball recruit in the state as well.
- He started the DeMarco Murray Foundation with the mission to provide families with seriously and chronically ill children with daily encouragement and life changing experiences. More information is available at DeMarcoMurray.com.
- Murray hosted his first youth football camp in Middle Tennessee in June 2016, welcoming 150 players to the two-day event at D1 Sports Training in Franklin.

OLB BRIAN ORAKPO

- Orakpo annually hosts The Brian Orakpo Leukemia Golf Classic to raise money for the National Capital Area Chapter of the Leukemia and Lymphoma Society.
- Orakpo is a good friend with former Titans safety Michael Griffin. The two played together for three seasons at the University of Texas and Griffin was an integral part in helping recruit Orakpo to Nashville.

LB NATE PALMER

- Palmer was the high school basketball teammate of current N.Y. Knicks point guard Derrick Rose for two seasons.
- Palmer names his father, Nathan Sr., as the biggest influence on him as he never made excuses and successfully started his own trucking business in Chicago.
- During college, Palmer held summer jobs at the Boys and Girls Club in Champaign and later as a busboy and food expeditor at the Bloomington (Ill.) Country Club.

TITANS TIDBITS: THE BEST OF TITANS OFF-THE-FIELD HIGHLIGHTS

CB KALAN REED

- The Titans selected Reed with the 253rd pick in the draft making him "Mr. Irrelevant," an unofficial title bestowed upon the last person selected in the NFL Draft.
- Reed lived in Nashville from the time he was two-years old until he was six. He started playing football in Antioch, Tenn., with the Flatrock Vols pee-wee team and played during halftime of a Titans game when he was five-years old.
- Reed's cousin, Maurice Kelly, played safety with the Seattle Seahawks and is currently the VP of Player Development for the organization. Reed's mother, Keyaschei, once worked in the Memphis Grizzlies ticket office.

DB CURTIS RILEY

- While out of college in 2011, Riley worked at Family Dollar in Orlando to help his mother pay the bills.

CB LOGAN RYAN

- While taking wedding photos in the St. Lucian town of Soufriere, Logan and his wife, Ashley, came across a bunch of stray dogs. One dog in particular followed them through the streets and impacted the couple. When the newlyweds flew back home, they were determined to help in any way possible. The couple donated money to @helpaws, a St. Lucian-based dog rescue, and encouraged all friends and family that instead giving wedding gifts to make donations. The company later reached out and based on a picture the couple posted on social media, they found the particular dog, named her Logan, and part of the donation paid for her spay.
- During the 2017 offseason, Ryan and N.Y. Giants cornerback Eli Apple hosted their first #ThursdayNightLights Football Camp on June 29. The free event for ages 8-18 was funded by the two Eastern High School grads. The night was filled with football, celebrity guests, music, and took place on the high school field where both players put in countless hours to get to where they are today.
- In June 2017, Ryan surprised his big brother, Jordan, by paying off his student loans for his 29th birthday. Logan cut a check for \$82,000 to the American Education Services to cover Jordan's loans from earning his engineering degree from Drexel University. "My man got accepted to college, graduated with honors, and now works as an engineer. He did everything the right way and still lived with a ridiculous amount of student loan debt. The system is broke and makes no sense. I'm fortunate and blessed to be able to take care of that for him."
- When Ryan decided to leave Rutgers and enter the NFL Draft after his redshirt junior season in 2012, he made a promise to his parents that after his rookie year, he would return to school and earn his degree. Ryan kept his promise and graduated in the spring of 2014 with a degree in labor relations and a minor in psychology. "I committed to Rutgers, not only as a football player, but as a student, so I was going to make sure I finished that end too. It's a big accomplishment in my life. I held my word to my parents and stuck with it and I'm fortunate. It took a lot of work, but I was able to go back and finish and walk in graduation."

C BRIAN SCHWENKE

- Schwenke was an avid surfer during the time he spent living in Hawaii as a result of his father's job in the Navy.
- His father, Brian Sr., was a SERE (Survival, Evasion, Resistance and Escape) trainer in the Navy from 1990-2002.
- Schwenke enjoyed swimming with whale sharks on his honeymoon in Cabo in 2014. He also has enjoyed traveling to Europe, including visits to Ireland, Amsterdam, Brussels, Prague, Vienna and Budapest.
- He owns three dogs: an English bulldog named Vinny, a Dogo Argentino named Nala, and a golden doodle named Calli.

S DA'NORRIS SEARCY

- Searcy wore No. 21 at North Carolina because his grandmother was born in 1921.
- Searcy has tattoos of a cross and angel wings to represent his grandmother and great grandmother.
- He spent time last year learning how to disc jockey and is interested in pursuing being a DJ.

WR TAJAÉ SHARPE

- Sharpe's grandmother, Cozy Little, is a breast cancer survivor having beat the disease in 2013.
- Sharpe was so excited to get into football mode that he brought his own football to the first day of the Titans rookie minicamp. He says he usually goes to sleep with it and carries one around as much as he can, just because.
- Sharpe's family members nicknamed him "Show," which is short for "Showtime."

CB LeSHAUN SIMS

- He was commonly referred to as "Swis" in college because for his first college game the name on the back of his jersey was upside down. The nickname stuck.
- Prior to Sims, no prior student-athlete from Andre Agassi Prep in Las Vegas, Nev., had ever earned an athletic scholarship. When he was a high school freshman, the Stars played eight-man football in the public charter school's first year with a football team. They moved to 11-man football during his sophomore year, and by his senior season, the team won a league title.
- Sims is a movie buff who lists "Training Day" among his all-time favorites.

TE JONNU SMITH

- Smith credits his mother, Karen, for his successes. Jonnu's father passed away as a result of a tow truck accident when he was four years old and his mother raised all six children by herself. "My mother is my rock. It was tough, but we always got what we needed—not necessarily what we wanted all the time—but what we needed. She was so strong all the time."
- Smith endured a lot of challenges as a youngster in Philadelphia and after his brother was arrested and one of his friends was killed on the streets, a decision needed to be made. His family didn't have the financial means to just uproot, so for his own safety Jonnu moved in with his mother's sister and brother-in-law, Darla and Mike Kirkland, in Ocala, Fla. He started playing high school football and even though he was far from a touted recruit, he earned a scholarship to Florida International where his play took off.
- Smith's best friend Willie "Quasim" Jefferson tragically died from a gun shot in October 2016. Jonnu gave his son the middle name Quasim in honor of him.

G/T QUINTON SPAIN

- Spain has hosted a Football Skills Camp the last two years in his hometown of Petersburg, Va. During his camp on July 1, 2017, Petersburg Mayor Sam Parham gave Spain a proclamation and officially declared it Quinton Spain Day.

K RYAN SUCCOP

- Succop was given the title "Mr. Irrelevant" after being selected with the final pick (256th overall) of the 2009 NFL Draft.
- Succop caddied for his friend, Wesley Bryan, at the 2016 Nashville Golf Open, a Web.com event at Nashville Golf & Athletic Club. Succop and Bryan went to school together at the University of South Carolina.
- Succop registered 104 career goals and was a four-time all-conference and two-time all-state soccer selection at Hickory (N.C.) High School.
- Succop handled both the kicking and punting duties during his sophomore and junior seasons at South Carolina.

TE PHILLIP SUPERNAW

- Supernaw was actually born in Nashville, but moved to the Houston area at an early age and attended high school in Katy, Texas.
- A member at Vanderbilt Legends Club in Franklin, Tenn., the golf enthusiast plays whenever he can during the offseason and is a 2.0 handicap

QB ALEX TANNEY

- Tanney started at shooting guard as a freshman and sophomore at Monmouth (Ill.). He stopped playing the sport collegiately to concentrate more on his football career.
- Tanney was a long distance runner at high school and ran a 4:20 mile.
- Tanney posted a Trick Shot Quarterback video on YouTube that went viral in 2011 when he was at Monmouth. The video has been viewed more than four million times and features Tanney making incredible throws in a

TITANS TIDBITS: THE BEST OF TITANS OFF-THE-FIELD HIGHLIGHTS

variety of off-the-field situations.

➤ Tanney's two older brothers are in the sports industry. Matt is the Athletics Director at Western Illinois University and Mitch is the Director of Analytics for the Denver Broncos.

WR TAYWAN TAYLOR

➤ Taylor's football life has taken him south on Interstate 65. A native of Louisville, which is approximately a three-hour drive from Nashville, he attended Western Kentucky University in Bowling Green, Ky., a one-hour commute from Nashville on the same highway.

➤ He played the role of Daddy Warbucks in an elementary school production of "Annie."

➤ Taylor lists his football role model as Randy Moss.

S BRYNDEN TRAWICK

➤ Trawick's father, George, was the head basketball coach at DeVry University in the early 1990s. He coached in the highest-scoring men's basketball game in NCAA history, regardless of division classification. On Jan. 12, 1992, Troy State University defeated DeVry 258-141 in a game that is considered to have established several unbreakable records.

TE DELANIE WALKER

➤ Walker was named the Tennessee Titans Community Man of the Year in 2013 and 2015, due in large part to his tireless work with Mothers Against Drunk Driving. He teamed with MADD to help raise awareness of the dangers of drinking and driving after losing his aunt and uncle in a horrific accident near New Orleans after Super Bowl XLVII. The morning after San Francisco's loss to Baltimore at the Superdome, an alleged drunk driver killed Alice and Bryan Young only hours after Walker hugged Alice and Bryan at the team's postgame party. In addition to his work with MADD, Walker is an ambassador with the Tennessee Governor's Highway Safety Office's "Booze It and Lose It" campaign.

➤ In April 2017, Walker took part in an eight-day overseas trip to the Middle East to visit U.S. servicemen and women as part of a United Service Organization tour. The group was on their USO tour, and visiting an Army base in Kuwait, when Syrian president Bashar al-Assad launched a chemical attack against civilians in his country on April 4. The NFL players traveled to another region in the Middle East the following day, unsure if their scheduled visit with Marines and Air Force airmen would be allowed to proceed. The group was eventually cleared for the visit, but before they could leave one base, military police boarded their bus and forced the players to delete any pictures and videos taken at the base from their cameras and cell phones.

➤ During the 2016 offseason, Walker spearheaded a benefit dinner and auction for his foundation called "Carving It Up with Delanie Walker." He also launched "Delanie Walker's Imagination Station" at Fall-Hamilton Elementary School in collaboration with Scholastic Book Fairs to provide a new fully-furnished reading room for students.

➤ Over the years, Walker has owned quite a selection of cars, ranging from classics to newer models. After his playing days are over, he envisions owning a car restoration shop.

➤ Having grown up in a tough neighborhood, Walker knows first-hand how difficult it is to overcome obstacles in order to achieve one's goals. During his time in San Francisco, he visited delinquent youths across the Bay Area, making it a point to share his story and give positive reinforcement to those who can relate to him. "It's very important that people know about what I've been through. You can grow up in the worst neighborhood and still make it to the NFL. That's why I want kids, especially in the Bay Area, to understand that you can overcome those situations, because I did."

➤ On Feb. 14, 2015, Walker was inducted into the Central Missouri Athletic Hall of Fame.

OLB AARON WALLACE

➤ Wallace is one-quarter Chinese on his mother's side of the family. One of his "bucket list" items is to walk on the Great Wall of China.

➤ His father, Aaron Wallace Sr., was a three-time All-Southwest Conference selection at linebacker for Texas A&M (1986-89) and was selected in the second round of the 1990 NFL Draft by the Oakland Raiders. Aaron Sr. went on to play eight seasons in the NFL, collecting 21 sacks in 102 career games.

➤ His mother, Sandra Broussard, is on the board of a foundation in San Diego called the Berry Good Food Foundation, which promotes nutritional education and organic food.

➤ He aspires to be a strength and conditioning coach following his playing career.

QB BRANDON WEEDEN

➤ Weeden was a star pitcher in high school and was the first player chosen by the New York Yankees (second round, 71st overall) in the 2002 MLB Draft. He was traded to the Los Angeles Dodgers after the 2003 season and then selected in the Rule 5 Draft by the Kansas City Royals. He played his last season of professional baseball in 2006 with the Class-A High Desert Mavericks of the California League.

WR ERIC WEEMS

➤ After competing in Super Bowl LI as a member of the Atlanta Falcons, Weems presented his alma mater, Seabreeze (Fla.) High School, with a golden football to commemorate his participation.

NT SYLVESTER WILLIAMS

➤ After high school, Williams, who only played one season of football in high school, worked the night shift at Modine Manufacturing Company in Jefferson City, Mo., making radiator parts for large trucks before enrolling in college.

LB AVERY WILLIAMSON

➤ Williamson grew up in the West Tennessee town of Milan, which is approximately a two-hour drive from Nashville. He lists Eddie George, Steve McNair and Jevon Kearse as his favorite Titans as a child.

➤ One of Williamson's "bucket list" items is to see the pyramids in Egypt.

➤ In 2013, he was chosen to represent the Kentucky football program on a one-week educational/service trip in Ethiopia.

LB WESLEY WOODYARD

➤ Woodyard has been a captain in his first three seasons with the Titans. He joined Hall of Fame running back Floyd Little as the only players in Broncos franchise history to serve as a captain in each of their first five years with the club. In 2004, Woodyard also became the first-ever Kentucky freshman to serve as a team captain.

➤ Woodyard is the co-founder of The 16Ways Foundation which recognizes an emotional need for at-risk youth. The Foundation works on a national level to develop and implement workshops, seminars, camps, and other activities. These events are designed to build self-esteem, promote responsibility for one's own actions and overcoming obstacles, and demonstrate the importance of academics, knowledge of career options, professional development, community involvement, and mental and physical fitness among youth of all socio-economic backgrounds. The Foundation's primary focus is to work with at-risk youth between the ages of 8 and 18 and a secondary focus on adults in employment transition.

➤ During the 2016 and 2017 offseasons, Woodyard's 16Ways Foundation hosted a youth football and cheer camp, as well as a charity golf outing in Lexington, Ky.

➤ Woodyard was a three-time nominee for the Walter Payton NFL Man of the Year while with the Broncos in 2010-11 and 2013.

THIS WEEK'S MEDIA CALENDAR

9 Tuesday	10 Wednesday	11 Thursday	12 Friday	13 Saturday	14 Sunday	15 Monday
<p>Practice 1:25-3:25 p.m.</p> <p>Mike Mularkey and Marcus Mariota available; locker room open following practice (45 mins.)</p> <p>Conference Call 9 a.m. - Bill Belichick with Tennessee media</p>	<p>Practice 11:45 a.m.-1:30 p.m.</p> <p>Mike Mularkey and coordinators available; locker room open following practice (45 mins.)</p>	<p>Practice 10:40-11:55 a.m.</p> <p>Mike Mularkey available; locker room open following practice (45 mins.)</p>	<p>No Access</p>	<p>Titans vs. Patriots 7:15 p.m. CT Gillette Stadium</p>	<p>Press Conference Time TBA</p> <p>Mike Mularkey available in the Saint Thomas Sports Park Auditorium</p>	<p>Access TBA</p>

TITANS TV RATINGS

2017 regular season Titans television ratings in the Nashville market:

Date/Opponent	Day/Time	Network	Rating/Share	Rank
9/10 vs Oak	Sun. noon	CBS	21.9/41	1
9/17 at Jax	Sun. noon	CBS	18.1/36	2
9/24 vs Sea	Sun. 3:05 p.m.	FOX	22.6/38	1
10/1 at Hou	Sun. noon	CBS	18.2/34	1
10/8 at Mia	Sun. noon	CBS	16.5/28	1
10/16 vs Ind	Mon. 7:30 p.m.	ESPN/WKRN	22.2/35*	1*
10/22 at Cle	Sun. noon	CBS	18.9/35	1
11/5 vs Bal	Sun. noon	CBS	18.6/34	1
11/12 vs Cin	Sun. noon	FOX	17.1/31	2
11/16 at Pit	Thur. 7:25 p.m.	NBC/NFLN	21.9/35#	1
11/26 at Ind	Sun. noon	CBS	16.3/30	1
12/3 vs Hou	Sun. noon	CBS	18.1/35	1
12/10 at Ari	Sun. 3:05 p.m.	CBS	18.9/30	1
12/17 at SF	Sun. 3:25 p.m.	CBS	21.7/34	1
12/24 vs LAR	Sun. noon	FOX	20.0/37	1
12/31 vs Jax	Sun. noon	CBS	27.4/42	1
2017 Regular Season Average			19.9/35	

2017 postseason Titans television ratings in the Nashville market:

Date/Opponent	Day/Time	Network	Rating/Share	Rank
1/6 at KC	Sat. 3:35 p.m.	ESPN/ABC	TBA	TBA

* Oct. 16 Rating is combined ESPN and WKRN; rank measured vs. previous week's (Mon-Sun) programming.
 # Nov. 16 rating is combined NFL Network and WSMV.

Previous yearly Titans television ratings in the Nashville market:

Previous Seasons	Average Rating/Share
2016 Regular Season Average	22.0/38
2015 Regular Season Average	21.3/37
2014 Regular Season Average	20.7/36
2013 Regular Season Average	25.0/41
2012 Regular Season Average	23.5/39
2011 Regular Season Average	27.7/46
2010 Regular Season Average	30.2/50
2009 Regular Season Average	30.9/50
2008 Regular Season Average	32.4/55
2007 Regular Season Average	28.6/49
2006 Regular Season Average	23.0/42
2005 Regular Season Average	21.8/42
2004 Regular Season Average	26.5/48
2003 Regular Season Average	33.4/57
2002 Regular Season Average	26.8/49
2001 Regular Season Average	24.5/42
2000 Regular Season Average	29.1/50
1999 Regular Season Average	19.8/35

MEDIA CONTACT INFORMATION

Titans Practice Facility/Training Camp Site:

Saint Thomas Sports Park
 460 Great Circle Road
 Nashville, TN 37228

Nissan Stadium:

One Titans Way
 Nashville, TN 37213

Media-Only Website/Credential Application:

<http://media.titansonline.com> (username and password available through Titans media relations)

Phone:

- (615) 565-4000 (main)
- (615) 565-4100 (media relations)
- (615) 565-4450 (Nissan Stadium press box - home PR)
- (615) 565-4190 (fan training camp hotline)
- (615) 565-4140 (community relations hotline)
- (615) 565-4105 (media relations fax)
- (615) 565-4200 (ticket office)

Titans Communications:

- Senior Director of Communications - Robbie Bohren, (615) 565-4101
rbohren@titans.nfl.com
- Senior Director of Digital Media - Gary Glenn, (615) 565-4058
gglen@titans.nfl.com
- Senior Writer/Editor - Jim Wyatt, (615) 565-4183
jwyatt@titans.nfl.com
- Assistant Director of Media Relations - Dwight Spradlin, (615) 565-4102
dspradlin@titans.nfl.com
- Media Relations Manager - Jared Puffer, (615) 565-4107
jpuffer@titans.nfl.com
- Social Media Manager - Nate Bain, (615) 565-4106
nbain@titans.nfl.com
- Media Relations Assistant - Kim Smith, (615) 565-4103
ksmith@titans.nfl.com
- Media Relations Seasonal Assistant - Lindsey Brown, (615) 565-4123
lbrown@titans.nfl.com

TITANS ON THE AIR

Programs listed for the Nashville market. Outside of Nashville, check local listings for Titans Radio and "Titans All Access" stations and times.

MONDAYS

TV
"Titans on 2 with Mike Mularkey" | 6:30-7 p.m. | WKRN News 2

Radio
"Monday Night Titans" | 6-7 p.m. | 104.5 The Zone

TUESDAYS

Radio
"The Mike Mularkey Show" | 6-7 p.m. | Titans Radio/104.5 The Zone

WEDNESDAYS

TV
"Titans Blitz" with Eddie George | 6:30-7 p.m. | WSMV Channel 4

THURSDAYS

Radio
"Titans Tonight with Keith Bulluck" | 6-7 p.m. | Titans Radio/104.5 The Zone

FRIDAYS

TV
"Titans All Access" | 9-9:30 p.m. | CW 58

SATURDAYS

TV
"Titans All Access" | 11:30 a.m.-12 p.m. | WZTV Fox 17
"Titans All Access" | 2:30-3 p.m. | MyTV 30
"Titans on 2 Final Countdown" | 6:30-7 p.m. | WKRN News 2

SUNDAYS

Radio (Noon Kickoff)
"Countdown to Kickoff" | 10-11 a.m. | 104.5 The Zone
"Titans Countdown" | 11 a.m.-12 p.m. | Titans Radio/104.5 The Zone
"Titans Postgame Show" | 3-5 p.m. | 104.5 The Zone

TV
"Titans All Access" | 10:30-11 a.m. | WZTV Fox 17

TITANS ALL ACCESS

The Titans' 30-minute, official magazine-style TV show returns for its 15th season in 2017. **Mike Keith** and **Amie Wells** co-host the show, joined by new Titans general manager **Jon Robinson**.

Titans All Access features a variety of long-form stories every week. The show always reviews and previews Titans games, but also shares on- and off-field stories about the players, coaches and their families. Other Titans All Access staples include one-on-one chats with players and exclusive insight from Robinson, plus Titans news from www.titansonline.com senior writer/editor **Jim Wyatt**.

Titans All Access is shown locally on Nashville's FOX 17 Saturdays at 11:30 a.m. and Sundays at 10:30 a.m. It also airs in Nashville on CW 58 Fridays at 9 p.m. and on MyTV 30 Saturdays right after SEC Football (approximately 2:30 p.m. CT).

Titans All Access has also been picked up again by affiliates in Memphis, Knoxville, Chattanooga, Jackson, Tri-Cities, Huntsville, Ala., and Paducah, Ky. Check local listings for dates and times.

Titans All Access Affiliates:

Nashville
WZTV Fox 17
MyTV 30
CW 58

Huntsville
WHNT CBS 19
WHNT2

Memphis
WREG CBS 3

Chattanooga
WDEF CBS 12

Jackson, Tenn.
E+ TV6

**Paducah/
Cape Girardeau**
KBSI FOX 23

Knoxville
WVLT CBS 8
MyVLT 2

Tri-Cities
Fox 39



TITANS RADIO AFFILIATES

Titans Radio brings football to fans across the Mid-South in one of the NFL's largest radio networks, including Nashville flagship 104.5 The Zone.

Play-by-play announcer **Mike Keith** connection with pro football across the Mid-South dates back to 1996, a year before the Oilers arrived in Tennessee, and he became the "Voice of the Titans" in 1999. Former Titans assistant coach and NFL head coach **Dave McGinnis** begins his first season as the Titans Radio's color analyst, while Titans Radio gameday host **Rhett Bryan's** involvement with the broadcast dates back to 1997. **Jonathan Hutton** has served as Titans Radio sideline reporter since 2014.

TITANS RADIO AFFILIATES:

Flagship
Nashville WGFY FM 104.5

Tennessee

Camden	WRJB	FM	95.9
	WFWL	AM	1220
Centerville	WNKX	FM	96.7
Chattanooga	WGOW	FM	102.3
		AM	1150
Clarksville	WKFN	AM	540
		FM	104.1
Cleveland	WCLE	FM	104.1
Columbia	WMCP	AM	1280
Cookeville	WKXD	FM	106.9
Dickson	WDKN	AM	1260
Fayetteville	WYTM	FM	105.5
Franklin	WAKM	AM	950
Jackson	WZDQ	FM	102.3
Knoxville	WOKI	FM	98.7
Lawrenceburg	WTNX	FM	106.7
Lebanon	WANT	FM	98.9
Lebanon	WCOR	AM	1490

Lewisburg	WJJM	FM	94.3
Manchester	WMSR	FM	107.9
		AM	1230
McMinnville	WAKI	AM	1230
Memphis	WMFS	FM	92.9
		AM	680
Memphis	WMC	AM	790
Morristown	WCRK	FM	105.7
Nashville	WGFX	FM	104.5
Tri-Cities	WXSM	AM	640
Union City	WQAK	FM	105.7
Waverly	WQMV	FM	93.5
		AM	1060
Winchester	WCDT	AM	1340

Alabama

Birmingham	WJQX	FM	100.5
Florence	WQLT	FM	107.3
Huntsville	WUMP	AM	730
		FM	103.9
Huntsville	WVNN	AM	770
		FM	92.5
Scottsboro	WWIC	AM	1050

Kentucky

Benton	WCBL	AM	1290
Bowling Green	WPTQ	FM	105.3
Cadiz	WKDZ	FM	106.5
Elizabethtown	WIEL	FM	106.1
		AM	1400
Henderson	WSON	AM	860
		FM	96.5
Madisonville	WWKY	FM	97.7
Owensboro	WVJS	FM	92.9
		AM	1420
Paducah	WPAD	FM	99.5
		AM	1560

Hawaii

Honolulu	KIKI	AM	990
----------	------	----	-----

Missouri

Poplar Bluff	KLID	AM	1320
--------------	------	----	------

TITANS ONLINE COVERAGE

Titans Online offers comprehensive written and video content on the Titans. Senior writer and editor **Jim Wyatt** enters his third season covering the Titans for the team's website. The Nashville native began covering the Titans as a writer for *The Tennessean* in 1999 and became the full-time beat writer in 2001. He has been named Tennessee Sportswriter of the Year six times by the National Sportscasters and Sportswriters Association and twice has been named as one of the top beat writers in the country by the Associated Press Sports Editors.

Additionally, Titans Online and its accompanying mobile app deliver daily videos to keep fans up to date on the team. Wyatt, the "Voice of the Titans" **Mike Keith** and broadcast coordinator **Amie Wells** provide daily coverage from Saint Thomas Sports Park and Nissan Stadium.

Fans can follow the Titans throughout the season on the club's social media platforms, including **Facebook** (@titans), **Twitter** (@Titans), **Instagram** (@Titans) and **Snapchat** (nfltitans).

TITANS ON SOCIAL MEDIA

Team Website www.TitansOnline.com
 Mobile Website m.titansonline.com
 Facebook @Titans
 Instagram @Titans
 Snapchat nfltitans
 Twitter @Titans
 YouTube /titans

Follow individual Titans players at their personal accounts:

PLAYER	twitter	Instagram
LB Daren Bates	@DB_5trey	@weslynn_son56
LS Beau Brinkley	@Brinkley86	@brinkley486
LB Jayon Brown	@JayonBrown12	@jayonbrown12
S Kevin Byard	@KB20_Era	@kevinbyard20
OLB Josh Carraway	@JoshuaCarraway	@joshua_carraway
DT Jurrell Casey	@Jurrellc	@tattedmonster99
T Jack Conklin	@jack_conklin78	@jack_conklin78
S Johnathan Cyprien	@cyp	@cyp
WR Corey Davis	@c_davis_81	@coreydavis84
WR Eric Decker	@EricDecker87	@edeck87
OLB Kevin Dodd	@kdodd98	@kdodd_98
WR Harry Douglas	@HDouglas83	@hdouglas83
RB David Fluellen	@DavidFluellenJr	@davidfluellenjr
RB Derrick Henry	@KingHenry_2	@last_king_2
CB Adoree' Jackson	@AdoreeKnows	@adoreeknows
WR Darius Jennings	@DariusJennings	@dariusjennings
DL Austin Johnson	@AJohn15	@austinj40
S Denzel Johnson	@DenzelJohnson30	
C/G Ben Jones		@jones60ben
DL DaQuan Jones	@RiDQulous_98	@dqj_90
T/G Dennis Kelly	@DennisKelly67	@denniskelly67
P Brett Kern	@brettkern6	@brettkern6
G Josh Kline	@joshkline64	@jkline64
DL Karl Klug		@karl.klug
G/C Corey Levin	@CoreyLevin62	@coreylevin62

PLAYER	twitter	Instagram
T Taylor Lewan	@TaylorLewan77	@taylorlewan
WR Rishard Matthews	@_RMatthews	@rishardmatthews
CB Brice McCain	@McCain21	@kain21
OLB Derrick Morgan	@dmorg91	@dmorg91
RB Khalfani Muhammad	@KhalfaniM	@khalfani_muhammad
RB DeMarco Murray	@DeMarcoMurray	@demarcomurray
OLB Victor Ochi		@udo.ochi
OLB Brian Orakpo	@rak98	@orakpo98
LB Nate Palmer	@natep4	@natep4
CB Kalan Reed	@kalan_reed11	@k.reed24
DB Curtis Riley	@curtis35riley	@curtis35riley
CB Logan Ryan	@RealLoganRyan	@realloganryan
C Brian Schwenke	@BrianSchwenke	@bschwenke62
S Da'Norris Searcy	@DSearcy_21	@dsearcy_21
TE Tim Semisch	@TDSemisch82	
WR Tajaé Sharpe	@Show19ine	@show19ine
CB LeShaun Sims	@LeShaunSims	
TE Jonnu Smith	@Easymoney_81	@jonnusmith87
CB Tye Smith	@TyeSmithCB	@tyesmith
G Quinton Spain	@quinton_spain	@mr.undrafted
TE Luke Stocker	@LukeStocker88	
K Ryan Succop	@ryansuccop	@ryansuccop06
TE Phillip Supernaw	@PSupernaw11	@phillipsupernaw
QB Alex Tanney	@AlexTanney	
WR Taywan Taylor	@SilentGrind2	@silentgrind2
S Brynden Trawick	@YoungTrawick_	@bt_riseabove
OLB Erik Walden	@E_Ninety3	@erikwalden_9tre
TE Delanie Walker	@delaniewalker82	@delaniewalker82
OLB Aaron Wallace		@aaronwallace52
QB Brandon Weeden	@bweeden3	@bweeden3
WR/KR Eric Weems	@ericweems	
NT Sylvester Williams	@Sylwil92	
LB Avery Williamson	@AWilliamson54	@awilliamson54
NT Antwaun Woods	@AntwaunWoods_	@antwaunwoods
LB Wesley Woodyard	@WoodDro52	@wooddro52



GAME PREVIEW

TEAM NOTES

PLAYER NOTES

MEDIA

STATISTICS

ROSTERS

2017 NFL DIVISIONAL STANDINGS

AFC East	W	L	T	Pct
* -New England Patriots	13	3	0	.813
x -Buffalo Bills	9	7	0	.563
Miami Dolphins	6	10	0	.375
New York Jets	5	11	0	.313

AFC North	W	L	T	PCT
y -Pittsburgh Steelers	13	3	0	.813
Baltimore Ravens	9	7	0	.563
Cincinnati Bengals	7	9	0	.438
Cleveland Browns	0	16	0	.000

AFC South	W	L	T	PCT
z -Jacksonville Jaguars	10	6	0	.625
x -Tennessee Titans	9	7	0	.563
Indianapolis Colts	4	12	0	.250
Houston Texans	4	12	0	.250

AFC West	W	L	T	PCT
z -Kansas City Chiefs	10	6	0	.625
Los Angeles Chargers	9	7	0	.563
Oakland Raiders	6	10	0	.375
Denver Broncos	5	11	0	.313

NFC East	W	L	T	PCT
* -Philadelphia Eagles	13	3	0	.813
Dallas Cowboys	9	7	0	.563
Washington Redskins	7	9	0	.438
New York Giants	3	13	0	.188

NFC North	W	L	T	PCT
y -Minnesota Vikings	13	3	0	.813
Detroit Lions	9	7	0	.563
Green Bay Packers	7	9	0	.438
Chicago Bears	5	11	0	.313

NFC South	W	L	T	PCT
z -New Orleans Saints	11	5	0	.688
x -Carolina Panthers	11	5	0	.688
x -Atlanta Falcons	10	6	0	.625
Tampa Bay Buccaneers	5	11	0	.313

NFC West	W	L	T	PCT
z -Los Angeles Rams	11	5	0	.688
Seattle Seahawks	9	7	0	.563
Arizona Cardinals	8	8	0	.500
San Francisco 49ers	6	10	0	.375

* - Clinched Division & Homefield Advantage

y - Clinched Division & First-Round Bye

z - Clinched Division

x - Clinched Wild Card

TITANS OFFENSIVE AND DEFENSIVE RANKINGS BY THE WEEK AND BY THE SEASON

Offensive rankings in 2017 by the week based on yardage, followed by yearly rankings since 1999:

2017 Season Week	Opp.	NFL Offense			AFC Offense		
		Tot	Rush	Pass	Tot	Rush	Pass
1	Oak	11	10	9T	5	7	2T
2	at Jax	6	6	16T	4	5	7
3	Sea	5	2	17	3	2	6
4	at Hou	14	6	22	4	5	8
5	at Mia	24	9	28	10	6	12
6	Ind	17	6	25	7	4	10
7	at Cle	18	8T	26	8	4	11
8	Bye	18	9T	26	8	5T	11
9	Bal	20	10	27	9	4	12
10	Cin	18	7	27T	7	3	12T
11	at Pit	20	12	21	8	5	9
12	at Ind	20	12	21	8	4	9
13	Hou	22	7	24	9	2	12
14	at Ari	21	11	27	8	5	13
15	at SF	22	13	25	9	5	11
16	LAR	21	16	22	9	8	10
17	Jax	23	15	23	9	8	11

Final regular season team rankings:

Titans in 2017	23	15	23	9	8	11
Titans in 2016	11	3	25	5	2	11
Titans in 2015	30	25	25T	16	10	14
Titans in 2014	29	26	22	14	14	11
Titans in 2013	22	14	21	11	7	11
Titans in 2012	26	21	22	12	10	11
Titans in 2011	17	31	12	8	16	5
Titans in 2010	27	17	25	15	10	13
Titans in 2009	12	2	23	6	2	10
Titans in 2008	21	7	27	10	3	12
Titans in 2007	21	5	27	10	3	14
Titans in 2006	27	5	30	12	3	15
Titans in 2005	17	23	9	10	12	5
Titans in 2004	11	14	10	6	10	5
Titans in 2003	8	26	5	4	14	3
Titans in 2002	17	11	20	9	7	11
Titans in 2001	8	12	8T	5	8	4
Titans in 2000	14	7	16	8	6	8
Titans in 1999	13	13	13T	6	9	5T

Defensive rankings in 2017 by the week based on yardage, followed by yearly rankings since 1999:

2017 Season Week	Opp.	NFL Defense			AFC Defense		
		Tot	Rush	Pass	Tot	Rush	Pass
1	Oak	18	18	16	9	8	9
2	at Jax	22	17	19	11	8	12
3	Sea	27	15	26	13	6	13
4	at Hou	29	21	28	14	8	14
5	at Mia	21	18	23	10	8	13
6	Ind	17	16	19	10	6	10
7	at Cle	16	10	19	9	5	10
8	Bye	16	10	19	8	6	9
9	Bal	17	10	19	8	6	9
10	Cin	17	6	19	8	3	10
11	at Pit	14	5	21	7	2	10
12	at Ind	11	5	20	6	2	10
13	Hou	11	3	25	6	1	13
14	at Ari	9	5	22	4	2	11
15	at SF	13	3	25	5	1	12
16	LAR	17	5	25	7	2	12
17	Jax	13	4	25	5	1	12

Final regular season team rankings:

Titans in 2017	13	4	25	5	1	12
Titans in 2016	20	2	30	11	1	16
Titans in 2015	12	18	7	8	12	3
Titans in 2014	27	31	15	16	15	9
Titans in 2013	14	20	11	8	8	6
Titans in 2012	27	24	26	15	11	14
Titans in 2011	18T	24	14	11	11	10
Titans in 2010	26	20	29	13	10	14
Titans in 2009	28	11T	31	14	5T	16
Titans in 2008	7	6	9	3	3	4
Titans in 2007	5	5	10	4	3	9
Titans in 2006	32	30	27	16	15	15
Titans in 2005	19	22	17	10	11	7
Titans in 2004	27	18	26	13	11	12
Titans in 2003	12	1	30	9	1	15
Titans in 2002	10	2	25	5	2	13
Titans in 2001	25	5	31	15	3	16
Titans in 2000	1	3	1	1	2	1
Titans in 1999	17	10	25	12	6	15

2017 TENNESSEE TITANS REGULAR SEASON STATISTICS

Won 9, Lost 7

Date	W-L	Score	OT	Opponent	Attendance
09/10	L	16-26		Oakland	69,089
09/17	W	37-16		at Jacksonville	61,709
09/24	W	33-27		Seattle	69,127
10/01	L	14-57		at Houston	71,804
10/08	L	10-16		at Miami	65,135
10/16	W	36-22		Indianapolis	63,888
10/22	W	12-9	OT	at Cleveland	59,061
11/05	W	23-20		Baltimore	67,322
11/12	W	24-20		Cincinnati	67,432
11/16	L	17-40		at Pittsburgh	60,703
11/26	W	20-16		at Indianapolis	62,207
12/03	W	24-13		Houston	62,758
12/10	L	7-12		at Arizona	64,153
12/17	L	23-25		at San Francisco	70,133
12/24	L	23-27		L.A. Rams	60,097
12/31	W	15-10		Jacksonville	65,501

Statistic	Tenn.	Opp.
Total First Downs	290	323
Rushing	97	68
Passing	157	231
Penalty	36	24
3rd Down: Made/Att	71/202	78/214
3rd Down Pct.	35.1	36.4
4th Down: Made/Att	5/10	10/16
4th Down Pct.	50.0	62.5
Possession Avg.	29:51	30:09
Total Net Yards	5024	5248
Avg. Per Game	314.0	328.0
Total Plays	974	1046
Avg. Per Play	5.2	5.0
Net Yards Rushing	1833	1420
Avg. Per Game	114.6	88.8
Total Rushes	443	398
Net Yards Passing	3191	3828
Avg. Per Game	199.4	239.3
Sacked/Yards Lost	35/203	43/272
Gross Yards	3394	4100
Att./Completions	496/306	605/369
Completion Pct.	61.7	61.0
Had Intercepted	17	12
Punts/Average	75/49.7	75/48.2
Net Punting Avg.	75/44.6	75/42.8
Penalties/Yards	85/785	119/942
Fumbles/Ball Lost	10/8	23/9
Touchdowns	33	36
Rushing	18	5
Passing	14	27
Returns	1	4

Score By Periods	Q1	Q2	Q3	Q4	OT	PTS
Team	52	103	91	85	3	334
Opponents	71	98	49	138	0	356

Scoring	TD	Rush	Rec	Ret	K-PAT	FG	S	PTS
Succop	0	0	0	0	31/33	35/42	0	136
Murray	7	6	1	0			0	42
Henry	6	5	1	0			0	36
Mariota	5	5	0	0			0	30
Matthews	4	0	4	0			0	24
Walker	4	1	3	0			0	24
J. Smith	2	0	2	0			0	12
Decker	1	0	1	0			0	6
Fowler TM	1	1	0	0			0	6
Stocker LG	1	0	1	0			0	6
Supernaw	1	0	1	0			0	6
Taylor	1	0	1	0			0	6
Woodyard	1	0	0	1			0	6
Team	33	18	14	1	31/33	35/42	0	334
Opponents	36	5	27	4	29/34	37/41	0	356

2-Pt Conv: TM 0-0, OPP 0-2

Sacks: Morgan 7.5, Orakpo 7, Casey 6, Woodyard 5, Walden 4, D. Jones 3.5, Williamson 3, Brown 1.5, Klug 1.5, Cyprien 1, A. Johnson 1, King 1, (group) 1, TM 43, OPP 35 **FUM/Lost:** Cassel 2/2, Mariota 2/1, Walker 2/2, Davis 1/1, Henry 1/0, Jackson 1/1, Murray 1/1

Passing	Att	Cmp	Yds	Cmp%	Yds/Att	TD	TD%	Int	Int%	Long	Sack/Lost	Rating
Mariota	453	281	3232	62.0	7.13	13	2.9	15	3.3	75t	27/173	79.3
Cassel	42	25	162	59.5	3.86	1	2.4	2	4.8	17	8/30	55.9
Decker	1	0	0	0.0	0.00	0	0.0	0	0.0	---	0/0	39.6
Team	496	306	3394	61.7	6.84	14	2.8	17	3.4	75t	35/203	77.1
Opponents	605	369	4100	61.0	6.78	27	4.5	12	2.0	80t	43/272	87.8

Rushing	No.	Yds	Avg	Long	TD
Henry	176	744	4.2	75t	5
Murray	184	659	3.6	75t	6
Mariota	60	312	5.2	34t	5
Jackson	5	55	11.0	20	0
Taylor	8	43	5.4	17	0
Fluellen	4	21	5.3	10	0
Fowler TM	2	4	2.0	3t	1
Weems	1	0	0.0	0	0
Walker	2	-2	-1.0	1t	1
Matthews	1	-3	-3.0	-3	0
Team	443	1833	4.1	75t	18
Opponents	398	1420	3.6	34	5

Receiving	No.	Yds	Avg	Long	TD
Walker	74	807	10.9	42	3
Decker	54	563	10.4	29	1
Matthews	53	795	15.0	75t	4
Murray	39	266	6.8	18	1
Davis	34	375	11.0	37	0
J. Smith	18	157	8.7	32t	2
Taylor	16	231	14.4	53t	1
Henry	11	136	12.4	66t	1
Supernaw	4	39	9.8	20	1
Stocker LG	4	30	7.5	12	1
Stocker TM	1	12	12.0	12	0
Douglas	1	8	8.0	8	0
Weems	1	5	5.0	5	0
Team	306	3394	11.1	75t	14
Opponents	369	4100	11.1	80t	27

Interceptions	No.	Yds	Avg	Long	TD
Byard	8	130	16.3	33	0
T. Smith	1	14	14.0	14	0
Searcy	1	8	8.0	8	0
Riley	1	2	2.0	2	0
Sims	1	0	0.0	0	0
Team	12	154	12.8	33	0
Opponents	17	262	15.4	41	2

Punting	No.	Yds	Avg	Net	TB	In	Lg	B
Kern	75	3728	49.7	44.6	5	28	74	0
Team	75	3728	49.7	44.6	5	28	74	0
Opponents	75	3617	48.2	42.8	5	21	64	0

Punt Returns	Ret	FC	Yds	Avg	Long	TD
Jackson	34	9	290	8.5	46	0
Weems	2	0	15	7.5	13	0
Team	36	9	305	8.5	46	0
Opponents	41	9	286	7.0	23	0

Kickoff Returns	No.	Yds	Avg	Long	TD
Jackson	25	578	23.1	57	0
Weems	2	18	9.0	18	0
Decker	1	22	22.0	22	0
Team	28	618	22.1	57	0
Opponents	32	750	23.4	60	0

Field Goals	1-19	20-29	30-39	40-49	50+
Succop	0/0	10/10	7/7	16/20	2/5
Team	0/0	10/10	7/7	16/20	2/5
Opponents	0/0	9/10	7/8	14/16	7/7

Succop: (23G,26G,52G,52N) (40G,41G,26G) (24G,37G,47G,35G) () (45G) (48G,32G,40G,48G,23G) (43G,23G,46G,53N,47G) (48G) (48N,44G) (48B,44G) (29G,45G) (40N,43G) (58N) (40G,31G,50G) (25G,37G,45N,27G) (25G,39G,38G)

OPP: (20G,52G,52G,43G) (43G) () (50G,40G,33G) (41G) (36G,25G,52G) (31G,47G,54G) (30G,49G) () (41G,28G,50G,26G) (26G,28G,42G) (23G,48N,27N,42G) (47G,23G,40N,32G,35G) (38G,48G,28G,50G,48G,45G) (36N) (41G)

2017 TENNESSEE TITANS REGULAR SEASON DEFENSIVE STATISTICS

PLAYER	TACKLES			SACKS		QB		INTERCEPTIONS					FUMBLES		
	Tot	Solo	Asst	Sk	Yds	QB	TFL	No	Yds	Lg	TD	PD	FF	FR	Yds
Woodyard, Wesley	172	104	68	5.0	23.0	15	17	0	0	0	0	5	0	2	4t
Williamson, Avery	125	70	55	3.0	12.0	12	7	0	0	0	0	2	1	0	0
Byard, Kevin	87	64	23	0.0	0.0	3	4	8	130	33	0	18	0	2	6
Ryan, Logan	73	54	19	0.0	0.0	2	2	0	0	0	0	14	1	0	0
Casey, Jurrell	72	60	12	6.0	39.0	35	7	0	0	0	0	1	1	0	0
Jackson, Adoree'	67	58	9	0.0	0.0	1	4	0	0	0	0	23	3	0	0
Brown, Jayon	67	42	25	1.5	1.5	6	2	0	0	0	0	4	0	1	0
Cyprien, Johnathan	65	46	19	1.0	8.0	2	1	0	0	0	0	1	0	0	0
Orakpo, Brian	60	39	21	7.0	68.5	73	10	0	0	0	0	2	3	0	0
Walden, Erik	44	29	15	4.0	22.0	28	5	0	0	0	0	0	0	1	0
Morgan, Derrick	40	23	17	7.5	54.0	59	7	0	0	0	0	2	0	2	0
Jones, DaQuan	36	24	12	3.5	20.0	9	1	0	0	0	0	0	0	0	0
Sims, LeShaun	33	28	5	0.0	0.0	0	1	1	0	0	0	5	1	0	0
Johnson, Austin	32	20	12	1.0	0.0	0	2	0	0	0	0	2	0	0	0
Searcy, Da'Norris	27	22	5	0.0	0.0	1	1	1	8	8	0	2	0	0	0
Williams, Sylvester	26	16	10	0.0	0.0	3	4	0	0	0	0	0	0	0	0
Klug, Karl	26	15	11	1.5	8.0	6	1	0	0	0	0	0	0	0	0
Riley, Curtis	13	8	5	0.0	0.0	1	0	1	2	2	0	2	0	0	0
Smith, Tye	11	10	1	0.0	0.0	0	0	1	14	14	0	1	0	0	0
Dodd, Kevin	11	7	4	0.0	0.0	2	1	0	0	0	0	0	0	0	0
McCain, Brice	11	7	4	0.0	0.0	0	0	0	0	0	0	3	0	0	0
King, David	4	3	1	1.0	1.0	0	0	0	0	0	0	0	0	0	0
Palmer, Nate	3	1	2	0.0	0.0	0	0	0	0	0	0	0	0	0	0
Bates, Daren	0	0	0	0.0	0.0	0	0	0	0	0	0	0	0	0	0
Carraway, Josh	0	0	0	0.0	0.0	0	0	0	0	0	0	0	0	0	0
Reed, Kalan	0	0	0	0.0	0.0	0	0	0	0	0	0	1	0	0	0
Trawick, Brynden	0	0	0	0.0	0.0	0	0	0	0	0	0	0	0	0	0
Wallace, Aaron	0	0	0	0.0	0.0	1	0	0	0	0	0	0	0	0	0
Total	1,105	750	355	42.0	257.0	259	77	12	154	33	0	88	10	8	6

TITANS REGULAR SEASON SPECIAL TEAMS STATISTICS

PLAYER	TACKLES			FUMBLES		BLOCKS		
	Tot	Solo	Asst	FF	FR	PAT	FG	PUNT
Trawick, Brynden	17	11	6	0	0	0	0	0
Bates, Daren	16	8	8	0	0	0	0	0
Weems, Eric	12	8	4	0	0	0	0	0
Palmer, Nate	10	6	4	0	0	0	0	0
Supernaw, Phillip	10	4	6	0	1	0	0	0
Fluellen, David	9	3	6	0	0	0	0	0
Smith, Tye	8	7	1	0	0	0	0	0
Sims, LeShaun	7	6	1	0	0	0	0	0
Taylor, Taywan	7	5	2	0	0	0	0	0
Searcy, Da'Norris	6	3	3	0	0	0	0	0
Woodyard, Wesley	3	3	0	0	0	0	0	0
McCain, Brice	3	2	1	0	0	0	0	0
Wallace, Aaron	2	2	0	0	0	0	0	0
Brinkley, Beau	2	1	1	0	0	0	0	0
Riley, Curtis	2	1	1	0	0	0	0	0
Succop, Ryan	2	1	1	0	0	0	0	0
Brown, Jayon	1	0	1	0	0	0	0	0
Stocker, Luke	1	0	1	0	0	0	0	0
TEAM TOTALS:	118	71	47	0	1	0	0	0

MISCELLANEOUS STATISTICS

PLAYER	TACKLES			FUMBLES	
	Tot	Solo	Asst	FF	FR
Taylor, Taywan	3	3	0	0	0
Walker, Delanie	3	3	0	0	0
Mariota, Marcus	2	2	0	0	0
Matthews, Rishard	2	2	0	0	0
Cassel, Matt	1	1	0	0	0
Conklin, Jack	1	1	0	0	0
Davis, Corey	1	1	0	0	0
Douglas, Harry	1	1	0	0	0
Murray, DeMarco	1	1	0	0	0
Smith, Jonnu	1	1	0	0	0
Spain, Quinton	1	1	0	0	0
TEAM TOTALS:	17	17	0	0	0

Legend:
 Tot Total Tackles
 Solo Unassisted Tackles
 Asst Assisted Tackles
 Sk Quarterback Sacks
 Yds Yards Lost on Sack
 QB Quarterback Pressure
 TFL Tackle for Loss
 Int Interceptions
 Yds Interception Return Yards
 TD Interceptions Return Touchdowns
 PD Passes Defensed
 FF Forced Fumble
 FR Fumble Recoveries
 Yds Yards on Fumble Returns

2017 TENNESSEE TITANS POSTSEASON STATISTICS

Won 1, Lost 0

Date	W-L	Score	OT	Opponent	Attendance
01/06	W	22-21		at Kansas City	73,319

Statistic	Tenn.	Opp.
Total First Downs	23	19
Rushing	9	3
Passing	12	14
Penalty	2	2
3rd Down: Made/Att	8/13	4/11
3rd Down Pct.	61.5	36.4
4th Down: Made/Att	0/0	0/1
4th Down Pct.	0.0	0.0
Possession Avg.	32:28	27:32
Total Net Yards	397	325
Avg. Per Game	397.0	325.0
Total Plays	64	53
Avg. Per Play	6.2	6.1
Net Yards Rushing	202	69
Avg. Per Game	202.0	69.0
Total Rushes	31	16
Net Yards Passing	195	256
Avg. Per Game	195.0	256.0
Sacked/Yards Lost	2/10	4/8
Gross Yards	205	264
Att./Completions	31/19	33/24
Completion Pct.	61.3	72.7
Had Intercepted	1	0
Punts/Average	3/43.7	5/50.0
Net Punting Avg.	3/41.0	5/42.4
Penalties/Yards	8/50	8/68
Fumbles/Ball Lost	2/1	0/0
Touchdowns	3	3
Rushing	1	1
Passing	2	2
Returns	0	0

Score By Periods	Q1	Q2	Q3	Q4	OT	PTS
Team	0	3	7	12	0	22
Opponents	14	7	0	0	0	21

Scoring	TD	Rush	Rec	Ret	K-PAT	FG	S	PTS
Decker	1	0	1	0			0	6
Henry	1	1	0	0			0	6
Mariota	1	0	1	0			0	6
Succop	0	0	0	0	1/1	1/1	0	4
Team	3	1	2	0	1/1	1/1	0	22
Opponents	3	1	2	0	3/3	0/1	0	21

2-Pt Conv: TM 0-2, OPP 0-0

Sacks: Orakpo 1.5, Morgan 1, Williams 1, Woodyard 0.5, TM 4, OPP 2 **FUM/Lost:** Henry 1/0, Jackson 1/1

Passing	Att	Cmp	Yds	Cmp%	Yds/Att	TD	TD%	Int	Int%	Long	Sack/Lost	Rating
Mariota	31	19	205	61.3	6.61	2	6.5	1	3.2	29	2/10	88.8
Team	31	19	205	61.3	6.61	2	6.5	1	3.2	29	2/10	88.8
Opponents	33	24	264	72.7	8.00	2	6.1	0	0.0	45	4/8	116.2

Rushing	No.	Yds	Avg	Long	TD
Henry	23	156	6.8	35t	1
Mariota	8	46	5.8	17	0
Team	31	202	6.5	35t	1
Opponents	16	69	4.3	16	1

Receiving	No.	Yds	Avg	Long	TD
Walker	6	74	12.3	22	0
Davis	4	35	8.8	13	0
Henry	2	35	17.5	29	0
Decker	2	21	10.5	22t	1
J. Smith	2	15	7.5	10	0
Matthews	1	15	15.0	15	0
Mariota	1	6	6.0	6t	1
Taylor	1	4	4.0	4	0
Team	19	205	10.8	29	2
Opponents	24	264	11.0	45	2

Interceptions	No.	Yds	Avg	Long	TD
Team	0	0	---	---	0
Opponents	1	28	28.0	28	0

Punting	No.	Yds	Avg	Net	TB	In	Lg	B
Kern	3	131	43.7	41.0	0	2	57	0
Team	3	131	43.7	41.0	0	2	57	0
Opponents	5	250	50.0	42.4	1	0	54	0

Punt Returns	Ret	FC	Yds	Avg	Long	TD
Jackson	3	1	18	6.0	13	0
Team	3	1	18	6.0	13	0
Opponents	2	0	8	4.0	8	0

Kickoff Returns	No.	Yds	Avg	Long	TD
Jackson	2	43	21.5	24	0
Fluellen	1	12	12.0	12	0
Team	3	55	18.3	24	0
Opponents	4	83	20.8	29	0

Field Goals	1-19	20-29	30-39	40-49	50+
Succop	0/0	0/0	0/0	1/1	0/0
Team	0/0	0/0	0/0	1/1	0/0
Opponents	0/0	0/0	0/0	0/1	0/0

Succop: (49G)
TM: (49G)
OPP: (48N)

GAME PREVIEW

TEAM NOTES

PLAYER NOTES

MEDIA

STATISTICS

ROSTERS

2017 TENNESSEE TITANS POSTSEASON DEFENSIVE STATISTICS

PLAYER	TACKLES			SACKS		QBPs		TFLs		INTERCEPTIONS				FUMBLES		
	Tot	Solo	Asst	Sk	Yds	QBPs	TFL	No	Yds	Lg	TD	PD	FF	FR	Yds	
Casey, Jurrell	8	4	4	0.0	0.0	4	0	0	0	0	0	1	0	0	0	
Woodyard, Wesley	8	4	4	0.5	4.0	1	1	0	0	0	0	0	0	0	0	
Morgan, Derrick	7	5	2	1.0	0.0	4	1	0	0	0	0	0	0	0	0	
Byard, Kevin	6	5	1	0.0	0.0	0	0	0	0	0	0	0	0	0	0	
Cyprien, Johnathan	5	4	1	0.0	0.0	0	0	0	0	0	0	2	0	0	0	
Smith, Tye	5	4	1	0.0	0.0	0	0	0	0	0	0	0	0	0	0	
Jackson, Adoree'	4	4	0	0.0	0.0	0	0	0	0	0	0	1	0	0	0	
Williams, Sylvester	4	2	2	1.0	0.0	0	1	0	0	0	0	0	0	0	0	
Brown, Jayon	3	2	1	0.0	0.0	0	0	0	0	0	0	0	0	0	0	
Johnson, Austin	3	2	1	0.0	0.0	0	0	0	0	0	0	0	0	0	0	
Orakpo, Brian	3	2	1	1.5	4.0	3	1	0	0	0	0	0	0	0	0	
King, David	2	2	0	0.0	0.0	0	0	0	0	0	0	0	0	0	0	
Searcy, Da'Norris	2	2	0	0.0	0.0	0	0	0	0	0	0	0	0	0	0	
Walden, Erik	2	1	1	0.0	0.0	0	0	0	0	0	0	0	0	0	0	
Ryan, Logan	1	1	0	0.0	0.0	0	1	0	0	0	0	0	0	0	0	
Williamson, Avery	1	0	1	0.0	0.0	1	0	0	0	0	0	0	0	0	0	
Bates, Daren	0	0	0	0.0	0.0	0	0	0	0	0	0	0	0	0	0	
Carraway, Josh	0	0	0	0.0	0.0	0	0	0	0	0	0	0	0	0	0	
Dodd, Kevin	0	0	0	0.0	0.0	0	0	0	0	0	0	0	0	0	0	
Klug, Karl	0	0	0	0.0	0.0	1	0	0	0	0	0	0	0	0	0	
McCain, Brice	0	0	0	0.0	0.0	0	0	0	0	0	0	0	0	0	0	
Palmer, Nate	0	0	0	0.0	0.0	0	0	0	0	0	0	0	0	0	0	
Reed, Kalan	0	0	0	0.0	0.0	0	0	0	0	0	0	0	0	0	0	
Riley, Curtis	0	0	0	0.0	0.0	0	0	0	0	0	0	0	0	0	0	
Trawick, Brynden	0	0	0	0.0	0.0	0	0	0	0	0	0	0	0	0	0	
Total	64	44	20	4.0	8.0	14	5	0	0	0	0	4	0	0	0	

TITANS PLAYOFF SPECIAL TEAMS STATISTICS

PLAYER	TACKLES			FUMBLES		BLOCKS		
	Tot	Solo	Asst	FF	FR	PAT	FG	PUNT
Searcy, Da'Norris	2	2	0	0	0	0	0	0
Trawick, Brynden	2	2	0	0	0	0	0	0
Bates, Daren	1	1	0	0	0	0	0	0
Fluellen, David	1	1	0	0	0	0	0	0
Smith, Tye	1	0	1	0	0	0	0	0
TEAM TOTALS:	7	6	1	0	0	0	0	0

MISCELLANEOUS STATISTICS

PLAYER	TACKLES			FUMBLES	
	Tot	Solo	Asst	FF	FR
Matthews, Rishard	1	1	0	0	0
TEAM TOTALS:	1	1	0	0	0

Legend:

Tot Total Tackles

Solo Unassisted Tackles

Asst Assisted Tackles

Sk Quarterback Sacks

Yds Yards Lost on Sack

QBPs Quarterback Pressure

TFL Tackle for Loss

Int Interceptions

Yds Interception Return Yards

TD Interceptions Return Touchdowns

PD Passes Defensed

FF Forced Fumble

FR Fumble Recoveries

Yds Yards on Fumble Returns

2017 NEW ENGLAND PATRIOTS STATISTICS



WON 13, LOST 3

Date	Result	Opponent	Yds	Plays	Yds/Play	TD
09/07	L	Kansas City	65,878	180	3.66	44
09/17	W	at New Orleans	73,168	104	7.03	16
09/24	W	Houston	65,878	64	10.30	31
10/01	L	Carolina	65,878	43	1.53	10
10/05	W	at Tampa Bay	64,476	13	4.95	20
10/15	W	at N.Y. Jets	77,562	9	8.62	13
10/22	W	Atlanta	65,878	25	2.63	7
10/29	W	L.A. Chargers	65,878	3	22.29	13
11/12	W	at Denver	76,820	3	25.60	10
11/19	W	at Oakland	77,357	1	77.357	14
11/26	W	Miami	65,878	1	65.878	7
12/03	W	at Buffalo	68,499	1	68.499	5
12/11	L	at Miami	65,548	9	7.28	9t
12/17	W	at Pittsburgh	68,574	4	17.14	0
12/24	W	Buffalo	65,878	448	14.70	16
12/31	W	N.Y. Jets	65,878	390	16.89	87t

	N.E.	Opp.		No.	Yds	Avg	Long	TD
* RUSHING								
TOTAL FIRST DOWNS	389	325	Gronkowski	69	1084	15.7	53t	8
Rushing	107	98	Cooks	65	1082	16.6	64t	7
Passing	232	204	Amendola	61	659	10.8	27	2
Penalty	50	23	White	56	429	7.7	27	3
3rd Down: Made/Att	82/202	82/208	Hogan	34	439	12.9	47t	5
3rd Down Pct.	40.6	39.4	D. Lewis	32	214	6.7	20	3
4th Down: Made/Att	8/13	10/23	Bennett LG	30	286	9.5	33	0
4th Down Pct.	61.5	43.5	Bennett TM	6	53	8.8	27	0
POSSESSION AVG.	30:37	29:23	Burkhead	30	254	8.5	23	3
TOTAL NET YARDS	6307	5856	Britt LG	20	256	12.8	38	2
Avg. Per Game	394.2	366.0	Britt TM	2	23	11.5	16	0
Total Plays	1070	1022	Dorsett	12	194	16.2	39	0
Avg. Per Play	5.9	5.7	D. Allen	10	86	8.6	22	1
NET YARDS RUSHING	1889	1836	Develin	6	38	6.3	10	0
Avg. Per Game	118.1	114.8	J. Hollister	4	42	10.5	19	0
Total Rushes	448	390	Tye LG	4	38	9.5	21	0
NET YARDS PASSING	4418	4020	Reedy LG	2	21	10.5	15	0
Avg. Per Game	276.1	251.3	Gillislee	1	15	15.0	15	0
Sacked/Yards Lost	35/201	42/299	Bolden	1	7	7.0	7	0
Gross Yards	4619	4319	TEAM	389	4619	11.9	64t	32
Att./Completions	587/389	590/367	OPPONENTS	367	4319	11.8	78t	24
Completion Pct.	66.3	62.2	* INTERCEPTIONS					
Had Intercepted	8	12	Harmon	4	12	3.0	12	0
PUNTS/AVERAGE	58/43.4	67/44.9	Gilmore	2	59	29.5	39	0
NET PUNTING AVG.	58/40.5	67/39.8	M. Butler	2	-1	-0.5	1	0
PENALTIES/YARDS	95/835	111/1035	Chung	1	30	30.0	30	0
FUMBLES/BALL LOST	13/4	19/6	Lee LG	1	8	8.0	8	0
TOUCHDOWNS	49	33	Lee TM	1	8	8.0	8	0
Rushing	16	6	J. Jones	1	6	6.0	6	0
Passing	32	24	McCourty	1	0	0.0	0	0
Returns	1	3	TEAM	12	114	9.5	39	0

* SCORE BY PERIODS	Q1	Q2	Q3	Q4	OT	PTS		No.	Yds	Avg	Net	TB	In	Lg	B	
TEAM	92	179	96	91	0	458	* PUNTING									
OPPONENTS	62	98	51	85	0	296	R. Allen	58	2515	43.4	40.5	3	24	60	0	
* SCORING	TD-Ru	Pa-Rt	K-PAT	FG	S	PTS	TEAM	58	2515	43.4	40.5	3	24	60	0	
Gostkowski	0	0	0	45/47	37/40	0	156	OPPONENTS	67	3008	44.9	39.8	4	23	68	1
D. Lewis	10	6	3	1	0	60	* PUNT RETURNS									
Gronkowski	8	0	8	0	0	50	Amendola	27	18	231	8.6	40	0	0	0	
Burkhead	8	5	3	0	0	48	Reedy LG	18	7	175	9.7	44	0	0	0	
Cooks	7	0	7	0	0	44	Reedy TM	4	0	32	8.0	13	0	0	0	
Gillislee	5	5	0	0	0	30	Chung	1	3	0	0.0	0	0	0	0	
Hogan	5	0	5	0	0	30	TEAM	32	21	263	8.2	40	0	0	0	
White	3	0	3	0	0	18	OPPONENTS	23	14	105	4.6	16	0	0	0	
Amendola	2	0	2	0	0	12	* KICKOFF RETURNS									
Britt LG	2	0	2	0	0	12	D. Lewis	23	570	24.8	103t	1	0	0	0	
D. Allen	1	0	1	0	0	6	Reedy LG	7	145	20.7	50	0	0	0	0	
Hoyer LG	1	1	0	0	0	6	McCourty	2	15	7.5	12	0	0	0	0	
B. King	0	0	0	0	1	2	Amendola	1	16	16.0	16	0	0	0	0	
Lee LG	0	0	0	0	1	2	Burkhead	1	17	17.0	17	0	0	0	0	
Lee TM	0	0	0	0	1	2	Chung	1	4	4.0	4	0	0	0	0	
TEAM	49	16	32	1	45/47	37/40	2	458	TEAM	28	622	22.2	103t	1	0	0
OPPONENTS	33	6	24	3	30/31	22/31	0	296	OPPONENTS	58	1095	18.9	34	0	0	0

2-Pt Conv: Cooks, Gronkowski, TM 2-2, OPP 1-2

SACKS: T. Flowers 6.5, Van Noy 5.5, Wise 5, M. Flowers 3.5, Lee LG 3.5, Lee TM 3.5, Harrison LG 3, Harrison TM 2, Brown 2.5, A. Butler 2, Hightower 2, Roberts 2, Harris 1.5, M. Butler 1, Guy 1, J. Jones 1, Marsh TM 1, McCourty 1, (group) 1, TM 42, OPP 35

FUM/LOST: Brady 7/3, Hoyer(LG) 3/1, Amendola 2/0, Burkhead 1/0, Ebner 1/0, Gillislee 1/1, Gronkowski 1/0, Reedy(LG) 1/0

*** FIELD GOALS** 1-19 20-29 30-39 40-49 50+

Gostkowski 0/ 0 16/16 9/ 9 8/11 4/ 4
 TEAM 0/ 0 16/16 9/ 9 8/11 4/ 4
 OPPONENTS 0/ 0 3/ 3 11/14 7/10 1/ 4
 Gostkowski: (25G,32G)(28G,24G,27G)() (41G,35G,58G)(27G,23G,45G,48G)(47N,28G)(29G,21G,38G)(25G,36G,43N,43G,43N,26G)(25G,28G)(62G,51G,40G,29G)() (50G,31G,39G)(46G,33G)(32G,46G)(21G,40G,34G)(21G)

OPP: ()(46G,35G,49N)(39G,40G,31G,36G)(32G,48G)(56N,49N,31N)(28G)(37B,36N)(51B)(39G,33G,36G)() (28G)(49G)(30G,44G)(51G)(41G,23G,30G,50N)(48G,40N,35G)

* PASSING	Att	Cmp	Yds	Cmp%	Yds/Att	TD	TD%	Int	Int%	Long	Sack/Lost	Rating
Brady	581	385	4577	66.3	7.88	32	5.5	8	1.4	64t	35/ 201	102.8
Hoyer LG	211	123	1287	58.3	6.10	4	1.9	4	1.9	59	16/ 112	74.5
Hoyer TM	6	4	42	66.7	7.00	0	0.0	0	0.0	27	0/ 0	86.8
TEAM	587	389	4619	66.3	7.87	32	5.5	8	1.4	64t	35/ 201	102.6
OPPONENTS	590	367	4319	62.2	7.32	24	4.1	12	2.0	78t	42/ 299	89.5

GAME PREVIEW

TEAM NOTES

PLAYER NOTES

MEDIA

STATISTICS

ROSTERS

REGULAR SEASON: THE LAST TIME THE TENNESSEE TITANS ...

GAMES WON

WON BY SCORING IN THE LAST TWO MINUTES OF REGULATION

By Titans—DeMarco Murray 7-yard pass from Marcus Mariota with 0:36 remaining, vs. Cincinnati, 11/12/17 (W)
By Opponents—Robbie Gould 45-yard field goal, at San Francisco, 12/17/17 (L)

WON OVERTIME GAME

By Titans—Tennessee 12, at Cleveland 9, 10/22/17 (W)
By Opponents—vs. Arizona 37, Tennessee 34, 12/15/13 (L)

WON BY 20 OR MORE POINTS

By Titans—Tennessee 37, at Jacksonville 16, 9/17/17 (W)
By Opponents—at Pittsburgh 40, Tennessee 17, 11/16/17 (L)

WON BY SHUTOUT

By Titans—Tennessee 31, vs. Dallas 0, 12/25/00 (W)
By Opponents—at Houston 20, Tennessee 0, 11/28/10 (L)

TEAM SCORING

SCORED 50 POINTS

By Titans—Never in Titans era (since 1999)
By Oilers—Houston 58, vs. Cleveland 14, 12/9/90 (W)
 By Opponents—at Houston 57, Tennessee 14, 10/1/17 (L)

SCORED 40 POINTS

By Titans—Tennessee 47, vs. Green Bay 25, 11/13/16 (W)
By Opponents—at Pittsburgh 40, Tennessee 17, 11/16/17 (L)

SCORED 20 POINTS IN A QUARTER

By Titans—21 points in fourth quarter, vs. Indianapolis, 10/16/17 (W)
By Opponents—20 points in fourth quarter, at Houston, 10/1/17 (L)

SCORED 30 POINTS IN A HALF

By Titans—31 points in second half, at Jacksonville, 9/17/17 (W)
By Opponents—30 points in first half, at Houston, 10/1/17 (L)

SCORED TOUCHDOWNS ON OFFENSE, DEFENSE AND SPECIAL TEAMS

By Titans—One rushing, two interception returns, two punt returns, vs. Jacksonville, 12/30/12 (W)
By Opponents—Four passing, one interception return, two punt returns, at Oakland, 9/29/02 (L)

SCORED A TOUCHDOWN ON FIRST OFFENSIVE POSSESSION

By Titans—DeMarco Murray 2-yard run, vs. Cincinnati, 11/12/17 (W)
By Opponents—Antonio Brown 41-yard reception, at Pittsburgh, 11/16/17 (L)

TEAM YARDAGE TOTALS

500 TOTAL NET YARDS

By Titans—vs. Arizona (532 yards), 11/29/09 (W)
By Opponents—at Denver (551 yards), 12/8/13 (L)

400 TOTAL NET YARDS

By Titans—vs. Cincinnati (416 yards), 11/12/17 (W)
By Opponents—vs. Los Angeles Rams (402 yards), 12/24/17 (L)

TEAM DEFENSE

HELD OPPONENT WITHOUT A TOUCHDOWN

By Titans—Tennessee 7, at Arizona 12, 12/10/17 (L)
By Opponents—Tennessee 12, at Cleveland 9, 10/22/17 (W)

HELD OPPONENT TO 200 OR FEWER NET YARDS OF OFFENSE

By Titans—at Miami (178 net yards), 10/8/17 (L)
By Opponents—at Miami (188 net yards), 10/8/17 (L)

HELD OPPONENT TO 50 OR FEWER YARDS RUSHING

By Titans—vs. Houston (46 yards), 1/1/17 (W)
By Opponents—vs. Houston (30 yards), 12/27/15 (L)

HELD OPPONENT TO 100 OR FEWER NET YARDS PASSING

By Titans—at Miami (78 net yards), 10/8/17 (L)
By Opponents—vs. Denver (73 net yards), 12/11/16 (W)

SEVEN OR MORE SACKS BY TEAM

By Titans—at Arizona (8 sacks), 12/10/17 (L)
By Opponents—at Houston (7 sacks), 11/1/15 (L)

SIX OR MORE SACKS BY TEAM

By Titans—at Arizona (8 sacks), 12/10/17 (L)
By Opponents—at Miami (6 sacks), 10/8/17 (L)

FIVE OR MORE SACKS BY TEAM

By Titans—at Arizona (8 sacks), 12/10/17 (L)
By Opponents—at Pittsburgh (5 sacks), 11/16/17 (L)

FORCED FIVE OR MORE OPPONENT TURNOVERS

By Titans—vs. N.Y. Jets (4 interceptions, 1 fumble), 12/17/12 (W)
By Opponents—at Houston (4 interceptions, 1 fumble), 10/1/17 (L)

FORCED FOUR OR MORE OPPONENT TURNOVERS

By Titans—vs. Jacksonville (2 interceptions, 2 fumbles), 12/31/17 (W)
By Opponents—at Pittsburgh (4 interceptions), 11/16/17 (L)

SPECIAL TEAMS

KICKOFF RETURNED FOR TOUCHDOWN

By Titans—Darius Reynaud (105 yards) vs. Detroit, 9/23/12 (W)
By Opponents—Josh Huff (107 yards) at Philadelphia, 11/23/14 (L)

OPENING KICKOFF RETURNED FOR TOUCHDOWN

By Titans—Derrick Mason (101 yards) at Cincinnati, 11/18/01 (W)
By Opponents—Josh Huff (107 yards) at Philadelphia, 11/23/14 (L)

PUNT RETURNED FOR TOUCHDOWN

By Titans—Darius Reynaud (twice—69 yards and 81 yards) vs. Jacksonville, 12/30/12 (W)
By Opponents—Jakeem Grant (74 yards) at Miami, 10/9/16 (W)

FIELD GOAL BLOCKED

By Titans—Brian Orakpo at New Orleans (Kai Forbath), 11/8/15 (W)
By Opponents—T.J. Watt at Pittsburgh (Ryan Succop), 11/16/17 (L)

FIELD GOAL BLOCKED, RETURNED FOR TD

By Titans—Donald Mitchell (69 yards) at Detroit (Jason Hanson's FG blocked by Henry Ford), 10/21/01 (W)
By Opponents—Rob Morris (68 yards) at Indianapolis (Gary Anderson's FG blocked by Montae Reager), 12/5/04 (L)

PUNT BLOCKED

By Titans—Tim Shaw vs. Pittsburgh (Drew Butler), 10/11/12 (W)
By Opponents—Tank Carder vs. Cleveland (Brett Kern), 10/5/14 (L)

PUNT BLOCKED AND RETURNED FOR TD

By Titans—Jason McCourty vs. Indianapolis (Pat McAfee's punt blocked by Patrick Bailey and recovered in end zone by McCourty), 10/30/11 (W)
By Opponents—Mike Harris (19 yards) vs. Jacksonville (Brett Kern's punt blocked by Mike Harris), 12/30/12 (W)

FIVE FIELD GOALS

By Titans—Ryan Succop (5) vs. Indianapolis, 10/16/17 (W)
By Opponents—Robbie Gould (6) at San Francisco, 12/17/17 (L)

FOUR FIELD GOALS

By Titans—Ryan Succop at Cleveland, 10/22/17 (W)
By Opponents—Robbie Gould (6) at San Francisco, 12/17/17 (L)

THREE FIELD GOALS

By Titans—Ryan Succop (3) vs. Jacksonville, 12/31/17 (W)
By Opponents—Robbie Gould (6) at San Francisco, 12/17/17 (L)

SUCCESSFUL ONSIDE KICK

By Titans—Rob Bironas kicks and Daimion Stafford recovers, vs. Arizona, 12/15/13 (L)
By Opponents—Connor Barth kicks and Adrian

REGULAR SEASON: THE LAST TIME THE TENNESSEE TITANS ...

Amos recovers, at Chicago, 11/27/16 (W)

MISSED PAT

By Titans—Ryan Succop vs. Jacksonville (blocked), 12/31/17 (W)

By Opponents—Sam Ficken, vs. Los Angeles Rams, 12/24/17 (L)

TWO-POINT CONVERSIONS

TWO-POINT CONVERSION MADE

By Titans—Dexter McCluster (pass from Marcus Mariota) at N.Y. Jets, 12/13/15 (L)

By Opponents—Blake Bortles run vs. Jacksonville, 10/27/16 (W)

TWO-POINT CONVERSION FAILED

By Titans—at Kansas City (pass failed), 12/18/16 (W)

By Opponents—vs. Seattle (pass failed), 9/24/17 (W)

INDIVIDUAL OFFENSIVE PERFORMANCES

INDIVIDUAL WITH 200 SCRIMMAGE YARDS

By Titans—Kenny Britt (225 yards) vs. Philadelphia, 10/24/10 (W)

By Opponents—Todd Gurley (276 yards), vs. Los Angeles Rams, 12/24/17 (L)

RUSHING TOUCHDOWN AND RECEIVING TOUCHDOWN

By Titans—DeMarco Murray (two rushing, one receiving) vs. Cincinnati, 11/12/17 (W)

By Opponents—Lamar Miller, at Houston, 10/1/17 (L)

RUSHING TOUCHDOWN AND PASSING TOUCHDOWN

By Titans—Marcus Mariota vs. Houston, 12/3/17 (W)

By Opponents—Deshaun Watson, at Houston, 10/1/17 (L)

INDIVIDUAL RUSHING

200 YARDS RUSHING

By Titans—Chris Johnson (228 yards) vs. Jacksonville, 11/1/09 (W)

By Opponents—Le'Veon Bell (204 yards) vs. Pittsburgh, 11/17/14 (L)

150 YARDS RUSHING

By Titans—Chris Johnson (150 yards) at St. Louis, 11/3/13 (W)

By Opponents—Melvin Gordon (196 yards) at San Diego, 11/6/16 (L)

100 YARDS RUSHING

By Titans—Derrick Henry (109 yards) vs. Houston, 12/3/17 (W)

By Opponents—Todd Gurley (118 yards), vs. Los Angeles Rams, 12/24/17 (L)

CONSECUTIVE 100-YARD RUSHING GAMES

By Titans—DeMarco Murray vs. Indianapolis

(107 yards), 10/23/16 (L), vs. Jacksonville (123 yards), 10/27/16 (W)

30 OR MORE CARRIES

By Titans—Chris Johnson (32 att) at New York Giants, 9/26/10 (W)

By Opponents—Melvin Gordon (32 carries) at San Diego, 11/6/16 (L)

RUSHING PLAY OF 80 OR MORE YARDS

By Titans—Marcus Mariota (87 yards) vs. Jacksonville, 12/6/15 (W)

By Opponents—Donald Brown, (80 yards) at Indianapolis, 12/18/11 (L)

RUSHING PLAY OF 50 OR MORE YARDS

By Titans—Derrick Henry (75 yards) vs. Houston, 12/3/17 (W)

By Opponents—Tyreek Hill (68 yards) at Kansas City, 12/18/16 (W)

THREE TOUCHDOWNS RUSHING

By Titans—LenDale White at Kansas City, 10/19/08 (W)

By Opponents—Corey Dillon (4) at Cincinnati, 12/4/97 (L)

TWO TOUCHDOWNS RUSHING

By Titans—DeMarco Murray vs. Cincinnati, 11/12/17 (W)

By Opponents—Frank Gore vs. Indianapolis, 9/27/15 (L)

INDIVIDUAL PASSING

400 YARDS PASSING

By Titans—Ryan Fitzpatrick (402 yards) vs. Arizona, 12/15/13 (L)

By Opponents—Tony Romo (406 yards) at Dallas, 10/10/10 (W)

300 YARDS PASSING

By Titans—Marcus Mariota (306 yards) at Pittsburgh, 11/16/17 (L)

By Opponents—Jared Goff (301 yards), vs. Los Angeles Rams, 12/24/17 (L)

CONSECUTIVE 300-YARD PASSING GAMES

By Titans—Matt Hasselbeck vs. Baltimore (358 yards), 9/18/11 (W), vs. Denver (311 yards), 9/25/11 (W)

FIVE TOUCHDOWN PASSES

By Titans—Steve McNair vs. Jacksonville, 12/26/99 (W)

By Opponents—Blake Bortles vs. Jacksonville, 12/6/15 (W)

FOUR TOUCHDOWN PASSES

By Titans—Marcus Mariota vs. Green Bay, 11/13/16 (W)

By Opponents—Jared Goff, vs. Los Angeles Rams, 12/24/17 (L)

50 OR MORE PASS ATTEMPTS

By Titans—Zach Mettenberger (51 att) vs. Houston, 12/27/15 (L)

By Opponents—Joe Flacco (52 att) vs. Baltimore, 11/5/17 (W)

40 OR MORE PASS ATTEMPTS

By Titans—Marcus Mariota (44 att) vs. Cincinnati, 11/12/17 (W)

By Opponents—Jimmy Garoppolo (43 att) at San Francisco, 12/17/17 (L)

30 OR MORE COMPLETIONS

By Titans—Ryan Fitzpatrick (36 comp) vs. Arizona, 12/15/13 (L)

By Opponents—Jimmy Garoppolo (31 comp) at San Francisco, 12/17/17 (L)

NO SACKS ALLOWED

By Titans—at Indianapolis, 11/26/17 (W)

By Opponents—at Chicago, 11/27/16 (W)

COMPLETION OF 80 OR MORE YARDS

By Titans—Zach Mettenberger (80 yards) vs. Pittsburgh, 11/17/14, (L)

By Opponents—Jared Goff (80 yards), vs. Los Angeles Rams, 12/24/17 (L)

COMPLETION OF 50 OR MORE YARDS

By Titans—Marcus Mariota (66 yards) vs. Jacksonville, 12/31/17 (W)

By Opponents—Jared Goff (80 yards), vs. Los Angeles Rams, 12/24/17 (L)

INDIVIDUAL RECEIVING

200 YARDS RECEIVING

By Titans—Kenny Britt (225 yards) vs. Philadelphia, 10/24/10 (W)

By Opponents—DeAndre Hopkins (238 yards) at Houston, 11/30/14 (L)

150 YARDS RECEIVING

By Titans—Delanie Walker (155 yards) at Philadelphia, 11/23/14 (L)

By Opponents—Todd Gurley (158 yards), vs. Los Angeles Rams, 12/24/17 (L)

100 YARDS RECEIVING

By Titans—Rishard Matthews (113 yards) at Pittsburgh, 11/16/17 (L)

By Opponents—Todd Gurley (158 yards), vs. Los Angeles Rams, 12/24/17 (L)

CONSECUTIVE 100-YARD RECEIVING GAMES

By Titans—Nate Washington vs. San Diego (131 yards), 9/22/13 (W), vs. New York Jets (105 yards), 9/29/13 (W)

10 OR MORE RECEPTIONS

By Titans—Delanie Walker (10 rec.) vs. Dallas, 9/14/14 (L)

By Opponents—Todd Gurley (10 rec.), vs. Los Angeles Rams, 12/24/17 (L)

RECEPTION OF 80 OR MORE YARDS

By Titans—Nate Washington (80 yards) vs. Pittsburgh, 11/17/14, (L)

By Opponents—Todd Gurley (80 yards), vs. Los Angeles Rams, 12/24/17 (L)

RECEPTION OF 50 OR MORE YARDS

By Titans—Derrick Henry (66 yards) vs. Jacksonville, 12/31/17 (W)

By Opponents—Todd Gurley (80 yards), vs. Los Angeles Rams, 12/24/17 (L)

GAME PREVIEW

TEAM NOTES

PLAYER NOTES

MEDIA

STATISTICS

ROSTERS

REGULAR SEASON: THE LAST TIME THE TENNESSEE TITANS ...

THREE TOUCHDOWN RECEPTIONS

By Titans—Kenny Britt vs. Philadelphia, 10/24/10 (W)

By Opponents—Antonio Brown at Pittsburgh, 11/16/17 (L)

TWO TOUCHDOWN RECEPTIONS

By Titans—Rishard Matthews at San Diego, 11/6/16 (L)

By Opponents—Todd Gurley, vs. Los Angeles Rams, 12/24/17 (L)

COMBINED OFFENSIVE PERFORMANCES BY TEAMMATES

100-YARD RUSHER AND 100-YARD RECEIVER IN A GAME

By Titans—DeMarco Murray (123 rush) and Delanie Walker (124 rec.) vs. Green Bay, 11/13/16 (W)

By Opponents—Chris Ivory (101 ru.) and Brandon Marshall (125 rec.) at New York Jets, 12/13/15 (L)

By One Player (Opponent)—Todd Gurley (118 rush and 158 receiving), vs. Los Angeles Rams, 12/24/17 (L)

100-YARD RUSHER, 100-YARD RECEIVER AND 300-YARD PASSER IN A GAME

By Titans—Chris Johnson (154 ru.), Kenny Britt (128 rec.) and Vince Young (387 pass.) vs. Arizona, 11/29/09 (W)

By Opponents—Todd Gurley (118 ru. and 158 rec.) and Jared Goff (301 pass.), vs. Los Angeles Rams, 12/24/17 (L)

300-YARD PASSER AND 100-YARD RECEIVER IN A GAME

By Titans—Marcus Mariota (306 pass.) and Rishard Matthews (113 rec.) at Pittsburgh, 11/16/17 (L)

By Opponents—Jared Goff (301 pass.) and Todd Gurley (158 rec.), vs. Los Angeles Rams, 12/24/17 (L)

100-YARD RUSHER AND 300-YARD PASSER IN A GAME

By Titans—Marcus Mariota (306 pass.) and Derrick Henry (131 ru.) vs. Indianapolis, 10/16/17 (W)

By Opponents—Jared Goff (301 pass.) and Todd Gurley (118 ru.), vs. Los Angeles Rams, 12/24/17 (L)

TWO 100-YARD RUSHERS IN A GAME

By Titans—Chris Johnson (125 yards) and LenDale White (106 yards) at Detroit, 11/27/08 (W)

By Opponents—Arian Foster (115 yards) and Ben Tate (104 yards) vs. Houston, 10/23/11 (L)

TWO 100-YARD RECEIVERS IN A GAME

By Titans—Justin Hunter (109 yards) and Kendall Wright (103 yards) at Oakland, 11/24/13 (W)

By Opponents—Emmanuel Sanders (100 yards) and Demaryius Thomas (126 yards) vs. Denver, 12/11/16 (W)

INDIVIDUAL DEFENSE

INTERCEPTION RETURNED FOR TOUCHDOWN

By Titans—Coty Sensabaugh (26 yards) at Tampa Bay, 9/13/15 (W)

By Opponents—John Simon (26 yards) vs. Indianapolis, 10/16/17 (W)

FUMBLE RETURNED FOR TOUCHDOWN

By Titans—Wesley Woodyard (4 yards) vs. Los Angeles Rams, 12/24/17 (L)

By Opponents—Yannick Ngakoue (67 yards) vs. Jacksonville, 12/31/17 (W)

SAFETY SCORED

By Titans—Jets quarterback Geno Smith penalized for intentional grounding in the end zone, vs. N.Y. Jets, 12/14/14 (L)

By Opponents—DeMarco Murray tackled in end zone at Detroit, 9/18/16 (W)

THREE INTERCEPTIONS

By Titans—Kevin Byard (3) at Cleveland, 10/22/17 (W)

By Opponents—Glover Quin (3) at Houston, 11/28/10 (L)

TWO INTERCEPTIONS

By Titans—Kevin Byard (2) vs. Jacksonville, 12/31/17 (W)

By Opponents—Andre Hal at Houston, 10/11/17 (L)

THREE SACKS

By Titans—Jason Jones (3.5) vs. Pittsburgh, 12/21/08 (W)

By Opponents—Muhammad Wilkerson at N.Y. Jets, 12/13/15 (L)

POSTSEASON: THE LAST TIME THE TENNESSEE TITANS ...

GAMES WON (PLAYOFFS)

WON BY SCORING IN THE LAST TWO MINUTES OF REGULATION

By Titans—Gary Anderson 46-yard field goal with 0:29 remaining, at Baltimore, 1/3/04 (W)

By Opponents—Matt Stover 43-yard field goal with 0:53 remaining, vs. Baltimore, 1/10/09 (L)

WON OVERTIME GAME

By Titans—Tennessee 34, vs. Pittsburgh 31, 1/11/03 (W)

By Opponents—at Buffalo 41, Houston 38, 1/3/93 (L)

WON BY 20 OR MORE POINTS

By Titans/Oilers—Never Happened

By Opponents—at Cincinnati 41, Houston 14, 1/6/91 (L)

WON BY SHUTOUT

By Titans/Oilers—Never Happened

By Opponents—Never Happened

TEAM SCORING (PLAYOFFS)

SCORED 50 POINTS

By Titans/Oilers—Never Happened

By Opponents—at Oakland 56, Houston 7, 12/21/69 (L)

SCORED 40 POINTS

By Titans/Oilers—Never Happened

By Opponents—at Oakland 41, Tennessee 24, 1/19/03 (L)

SCORED 20 POINTS IN A QUARTER

By Titans—Never in Titans era (since 1999)

By Oilers—21 points in second quarter, at Buffalo, 1/3/93 (L)

By Opponents—21 points in fourth quarter, vs. Kansas City, 1/16/94 (L)

SCORED 30 POINTS IN A HALF

By Titans/Oilers—Never Happened

By Opponents—35 points in second half, at Buffalo, 1/3/93 (L)

SCORED TOUCHDOWNS ON OFFENSE, DEFENSE AND SPECIAL TEAMS

By Titans/Oilers—Never Happened

By Opponents—Never Happened

SCORED A TOUCHDOWN ON FIRST OFFENSIVE POSSESSION

By Titans—Chris Brown 6-yard run, at Baltimore, 1/3/04 (W)

By Opponents—Bethel Johnson 41-yard pass from Tom Brady, at New England, 1/10/04 (L)

TEAM YARDAGE TOTALS (PLAYOFFS)

500 TOTAL NET YARDS

By Titans/Oilers—Never Happened

By Opponents—Never Happened

400 TOTAL NET YARDS

By Titans—vs. Pittsburgh (430 yards), 1/11/03 (W)

By Opponents—vs. St. Louis (436 yards), 1/30/00 (L)

POSTSEASON: THE LAST TIME THE TENNESSEE TITANS ...

TEAM DEFENSE (PLAYOFFS)

HELD OPPONENT WITHOUT A TOUCHDOWN

- By Titans**—Never in Titans era (since 1999)
- By Oilers**—Houston 10, at San Diego 3, 12/24/61 (W)
- By Opponents**—at San Diego 17, Tennessee 6, 1/6/08 (L)

HELD OPPONENT TO 200 OR FEWER NET YARDS OF OFFENSE

- By Titans**—vs. Baltimore (134 net yards), 1/7/01 (L)
- By Opponents**—vs. Buffalo (194 net yards), 1/8/00 (W)

HELD OPPONENT TO 50 OR FEWER YARDS RUSHING

- By Titans**—vs. Baltimore (50 yards), 1/10/09 (L)
- By Opponents**—vs. Kansas City (39 yards), 1/16/94 (L)

HELD OPPONENT TO 100 OR FEWER NET YARDS PASSING

- By Titans**—vs. Buffalo (97 net yards), 1/8/00 (W)
- By Opponents**—vs. Buffalo (55 net yards), 1/8/00 (W)

SEVEN OR MORE SACKS BY TEAM

- By Titans/Oilers**—Never Happened
- By Opponents**—vs. Kansas City (9 sacks), 1/16/94 (L)

SPECIAL TEAMS (PLAYOFFS)

KICKOFF RETURNED FOR TOUCHDOWN

- By Titans**—Derrick Mason (80 yards) at Jacksonville, 1/23/00 (W)
- By Opponents**—Never Happened

RETURNED OPENING KICKOFF FOR TOUCHDOWN

- By Titans/Oilers**—Never Happened
- By Opponents**—Never Happened

PUNT RETURNED FOR TOUCHDOWN

- By Titans/Oilers**—Never Happened
- By Opponents**—Never Happened

FIELD GOAL BLOCKED

- By Titans/Oilers**—Never Happened
- By Opponents**—Richard Seymour at New England (Gary Anderson), 1/10/04 (L)

FIELD GOAL BLOCKED, RETURNED FOR TD

- By Titans/Oilers**—Never Happened
- By Opponents**—Anthony Mitchell (90 yards) vs. Baltimore (Al Del Greco's FG blocked by Keith Washington), 1/7/01 (L)

PUNT BLOCKED

- By Titans**—Chris Coleman vs. Baltimore (Kyle Richardson, twice), 1/7/01 (L)
- By Opponents**—Jerry Olsavsky vs. Pittsburgh (Greg Montgomery), 12/31/89 (L)

PUNT BLOCKED AND RETURNED FOR TD

- By Titans/Oilers**—Never Happened
- By Opponents**—Never Happened

FIVE FIELD GOALS

- By Titans/Oilers**—Never Happened
- By Opponents**—Never Happened

FOUR FIELD GOALS

- By Titans**—Al Del Greco at Indianapolis, 1/16/00 (W)
- By Opponents**—Gary Anderson (OT) vs. Pittsburgh, 12/31/89 (L)

THREE FIELD GOALS

- By Titans**—Al Del Greco (4) at Indianapolis, 1/16/00 (W)
- By Opponents**—Jeff Reed vs. Pittsburgh, 1/11/03 (W)

MISSED PAT (KICK)

- By Titans/Oilers**—Never Happened
- By Opponents**—David Treadwell (Wide Left) at Denver, 1/4/92 (L)

TWO-POINT CONVERSIONS (PLAYOFFS)

TWO-POINT CONVERSION MADE

- By Titans/Oilers**—Never Happened
- By Opponents**—Plaxico Burress (pass from Hines Ward) vs. Pittsburgh, 1/11/03 (W)

TWO-POINT CONVERSION FAILED

- By Titans**—at Kansas City (two passes failed), 1/6/18 (W)
- By Opponents**—vs. Buffalo (pass incomplete), 1/8/00 (W)

INDIVIDUAL OFFENSIVE PERFORMANCES (PLAYOFFS)

INDIVIDUAL WITH 200 SCRIMMAGE YARDS

- By Titans/Oilers**—Never Happened
- By Opponents**—Never Happened

RUSHING TOUCHDOWN AND RECEIVING TOUCHDOWN

- By Titans**—Never in Titans era (since 1999)
- By Oilers**—Allen Pinkett at Cleveland, 12/24/88 (W)
- By Opponents**—Abner Haynes vs. Dallas Texans, 12/23/62 (L)

RUSHING TOUCHDOWN AND PASSING TOUCHDOWN

- By Titans**—Steve McNair at Oakland, 1/19/03 (L)
- By Opponents**—Rich Gannon at Oakland, 1/19/03 (L)

INDIVIDUAL RUSHING (PLAYOFFS)

200 YARDS RUSHING

- By Titans/Oilers**—Never Happened
- By Opponents**—Never Happened

150 YARDS RUSHING

- By Titans**—Derrick Henry (156 yards) at Kansas City, 1/6/18 (W)
- By Opponents**—Paul Lowe (165 yards) vs. Los Angeles Chargers, 1/1/61 (W)

100 YARDS RUSHING

- By Titans**—Derrick Henry (156 yards) at Kansas City, 1/6/18 (W)
- By Opponents**—Fred Taylor (110 yards) at Jacksonville, 1/23/00 (W)

CONSECUTIVE 100-YARD RUSHING GAMES

- By Titans**—Eddie George vs. Buffalo (106 yards), 1/8/00 (W), at Indianapolis (162 yards), 1/16/00 (W)

30 OR MORE CARRIES

- By Titans/Oilers**—Never Happened
- By Opponents**—Never Happened

RUSHING PLAY OF 80 OR MORE YARDS

- By Titans/Oilers**—Never Happened
- By Opponents**—Never Happened

RUSHING PLAY OF 50 OR MORE YARDS

- By Titans**—Steve McNair (51 yards) at Jacksonville, 1/23/00 (W)
- By Opponents**—Never Happened

THREE TOUCHDOWNS RUSHING

- By Titans/Oilers**—Never Happened
- By Opponents**—Never Happened

TWO TOUCHDOWNS RUSHING

- By Titans**—Steve McNair at Oakland, 1/19/03 (L)
- By Opponents**—Antowain Smith vs. Buffalo, 1/8/00 (W)

INDIVIDUAL PASSING (PLAYOFFS)

400 YARDS PASSING

- By Titans/Oilers**—Never Happened
- By Opponents**—Kurt Warner (414 yards) vs. St. Louis, 1/30/00 (L)

300 YARDS PASSING

- By Titans**—Steve McNair (338 yards) vs. Pittsburgh, 1/11/03 (W)
- By Opponents**—Kurt Warner (414 yards) vs. St. Louis, 1/30/00 (L)

CONSECUTIVE 300-YARD PASSING GAMES

- Playoffs:
- By Titans/Oilers**—Never Happened

GAME PREVIEW

TEAM NOTES

PLAYER NOTES

MEDIA

STATISTICS

ROSTERS

POSTSEASON: THE LAST TIME THE TENNESSEE TITANS ...

FIVE TOUCHDOWN PASSES

By Titans/Oilers—Never Happened
By Opponents—Daryle Lamonica (6) at Oakland, 12/21/69 (L)

FOUR TOUCHDOWN PASSES

By Titans—Never in Titans era (since 1999)
By Oilers—Warren Moon at Buffalo, 1/3/93 (L)
By Opponents—Frank Reich at Buffalo, 1/3/93 (L)

50 OR MORE PASS ATTEMPTS

By Titans—Never in Titans era (since 1999)
By Oilers—Warren Moon (50 att) at Buffalo, 1/3/93 (L)
By Opponents—Never Happened

40 OR MORE PASS ATTEMPTS

By Titans—Kerry Collins (42 att) vs. Baltimore, 1/10/09 (L)
By Opponents—Tom Brady (41 att) at New England, 1/10/04 (L)

30 OR MORE COMPLETIONS

By Titans—Never in Titans era (since 1999)
By Oilers—Warren Moon (32 comp) vs. Kansas City, 1/16/94 (L)

NO SACKS ALLOWED

By Titans—at Baltimore, 1/3/04 (W)
By Opponents—vs. Baltimore, 1/10/09 (L)

COMPLETION OF 80 OR MORE YARDS

By Titans/Oilers—Never Happened
By Opponents—Never Happened

COMPLETION OF 50 OR MORE YARDS

By Titans/Oilers—Never Happened
By Opponents—Trent Dilfer (56 yards) vs. Baltimore, 1/7/01 (L)

INDIVIDUAL RECEIVING (PLAYOFFS)

200 YARDS RECEIVING

By Titans/Oilers—Never Happened
By Opponents—Never Happened

150 YARDS RECEIVING

By Titans/Oilers—Never Happened
By Opponents—Isaac Bruce (162 yards) vs. St. Louis, 1/30/00 (L)

100 YARDS RECEIVING

By Titans—Justin Gage (135 yards) vs. Baltimore, 1/10/09 (L)
By Opponents—Chris Chambers (121 yards) and Vincent Jackson (114) at San Diego, 1/6/08 (L)

CONSECUTIVE 100-YARD RECEIVING GAMES

By Titans—Never in Titans era (since 1999)
By Oilers—Ernest Givins at Denver (111 yards), 1/4/92 (L), at Buffalo (117 yards), 1/3/93 (L)

10 OR MORE RECEPTIONS

By Titans—Justin Gage (11 rec.) vs. Baltimore, 1/10/09 (L)
By Opponents—Never Happened

RECEPTION OF 80 OR MORE YARDS

By Titans/Oilers—Never Happened
By Opponents—Never Happened

RECEPTION OF 50 OR MORE YARDS

By Titans/Oilers—Never Happened
By Opponents—Shannon Sharpe (56 yards) vs. Baltimore, 1/7/01 (L)

THREE TOUCHDOWN RECEPTIONS

By Titans/Oilers—Never Happened
By Opponents—Andre Reed at Buffalo, 1/3/93 (L)

TWO TOUCHDOWN RECEPTIONS

By Titans—Never in Titans era (since 1999)
By Oilers—Haywood Jeffires at Buffalo, 1/3/93 (L)
By Opponents—Hines Ward vs. Pittsburgh, 1/11/03 (W)

COMBINED OFFENSIVE PERFORMANCES BY TEAMMATES (PLAYOFFS)

100-YARD RUSHER AND 100-YARD RECEIVER IN A GAME

By Titans/Oilers—Never Happened
By Opponents—Never Happened

100-YARD RUSHER, 100-YARD RECEIVER AND 300-YARD PASSER IN A GAME

By Titans/Oilers—Never Happened
By Opponents—Never Happened

300-YARD PASSER AND 100-YARD RECEIVER IN A GAME

By Titans—Steve McNair (338 pass.) and Frank Wycheck (123 rec.) vs. Pittsburgh, 1/11/03 (W)
By Opponents—Never Happened

100-YARD RUSHER AND 300-YARD PASSER IN A GAME

By Titans/Oilers—Never Happened
By Opponents—Never Happened

TWO 100-YARD RUSHERS IN A GAME

By Titans/Oilers—Never Happened
By Opponents—Hewritt Dixon (144 yards) and Pete Banaszak (116 yards) at Oakland, 12/31/67 (L)

TWO 100-YARD RECEIVERS IN A GAME

By Titans—Never in Titans era (since 1999)
By Oilers—Mike Barber (112 yards) and Ken Burrough (103 yards) at Miami, 12/24/78 (W)
By Opponents—Chris Chambers (121 yards) and Vincent Jackson (114 yards) at San Diego, 1/6/08 (L)

INDIVIDUAL DEFENSE (PLAYOFFS)

INTERCEPTION RETURNED FOR TOUCHDOWN

By Titans—Never in Titans era (since 1999)
By Oilers—Bubba McDowell (58 yards) at Buffalo, 1/3/93 (L)
By Opponents—Will Demps (56 yards) at Baltimore, 1/3/04 (W)

FUMBLE RETURNED FOR TOUCHDOWN

By Titans/Oilers—Never Happened
By Opponents—Never Happened

SAFETY SCORED

By Titans—Josh Evans and Jason Fisk (sacked Mark Brunell), at Jacksonville, 1/23/00 (W)
By Opponents—Dan Pastorini ran out of the End Zone, at Miami, 12/24/78 (W)

THREE INTERCEPTIONS

By Titans—Never in Titans era (since 1999)
By Oilers—Vernon Perry (4*) at San Diego, 12/29/79 (W)
By Opponents—Never Happened

TWO INTERCEPTIONS

By Titans—Never in Titans era (since 1999)
By Oilers—Bubba McDowell vs. N.Y. Jets, 12/29/91 (W)
By Opponents—Johnny Robinson vs. Dallas Texans, 12/23/62 (L)

THREE SACKS

By Titans—Never in Titans era (since 1999)
By Oilers—Andy Dorris vs. Denver, 12/23/79 (W)
By Opponents—Willie McGinest at New England, 1/10/04 (L)

LAST TIME IN A SEASON THE TITANS ...

TEAM OFFENSE

- Ranked 1st in Overall Offense — 1990
- Ranked 1st in Rushing Offense — 1967 (AFL)
- Ranked 1st in Passing Offense — 1992

TEAM DEFENSE

- Ranked 1st in Overall Defense — 2000
- Ranked 1st in Rushing Defense — 2003
- Ranked 1st in Passing Defense — 2000

GAMES WON (REGULAR SEASON)

- 10 Wins — 2008 (13-3)
- 11 Wins — 2008 (13-3)
- 12 Wins — 2008 (13-3)
- 13 Wins — 2008 (13-3)

ADVANCED IN PLAYOFFS

- Wild Card Round — 2017
- Divisional Round — 2017
- Conference Championship — 2002
- Super Bowl — 1999

RUSHING

- 1,000 Yards — DeMarco Murray (1,266), 2016
- 1,500 Yards — Chris Johnson (2,006), 2009
- 2,000 Yards — Chris Johnson (2,006), 2009
- 300 Attempts — Chris Johnson (316), 2010
- 400 Attempts — Eddie George (403), 2000
- 10 Touchdowns — Chris Johnson (11), 2010
- 15 Touchdowns — Lendale White (15), 2008

PASSING

- 3,000 Yards — Marcus Mariota (3,232), 2017
- 3,500 Yards — Matt Hasselbeck (3,571), 2011
- 4,000 Yards — Warren Moon (4,690), 1991
- 400 Attempts — Marcus Mariota (453), 2017
- 500 Attempts — Matt Hasselbeck (518), 2011
- 600 Attempts — Warren Moon (655), 1991
- 20 Touchdowns — Marcus Mariota (26), 2016
- 30 Touchdowns — Warren Moon (33), 1990
- 90.0 Passer Rating — Marcus Mariota (95.6), 2016
- 100.0 Passer Rating — Steve McNair (100.4), 2003

RECEIVING

- 80 Receptions — Delanie Walker (94), 2015
- 90 Receptions — Delanie Walker (94), 2015
- 100 Receptions — Haywood Jeffires (100), 1991
- 1,000 Yards — Delanie Walker (1,088), 2015
- 1,500 Yards — Charlie Hennigan (1,546), 1964
- 10 Touchdowns — Drew Bennett (11), 2004
- 15 Touchdowns — Bill Groman (17), 1961

SCORING

- 100 Points — Ryan Succop (136), 2017
- 110 Points — Ryan Succop (136), 2017
- 120 Points — Ryan Succop (136), 2017
- 130 Points — Ryan Succop (136), 2017
- 30 Field Goals — Ryan Succop (35), 2017
- 35 Field Goals — Ryan Succop (35), 2017
- 10 Touchdowns — DeMarco Murray (12), 2016
- 15 Touchdowns — Chris Johnson (16), 2009

DEFENSE

- 7 Interceptions — Kevin Byard (8), 2017
- 8 Interceptions — Kevin Byard (8), 2017
- 9 Interceptions — Mike Reinfeldt (12), 1979
- 10 Interceptions — Mike Reinfeldt (12), 1979
- 10 Sacks — Brian Orakpo (10.5), 2016
- 12 Sacks — Jason Babin (12.5), 2010
- 14 Sacks — Jevon Kearse (14.5), 1999
- 150 Tackles — Wesley Woodyard (172), 2017
- 175 Tackles — Keith Bulluck (180), 2002
- 200 Tackles — Gregg Bingham (212), 1980

TITANS RECORDS AT A GLANCE

Team record holders in major statistical categories

SCORING

- Points (Game) — 30 by Billy Cannon (5 TDs) at N.Y. Titans, 12/10/61
- Points (Season) — 136 by Al Del Greco, 1998; by Ryan Succop, 2017
- Points (Career) — 1,060 by Al Del Greco, 1991-00
- Touchdowns (Game) — 5 by Billy Cannon at N.Y. Titans, 12/10/61
- Touchdowns (Season) — 19 by Earl Campbell, 1979
- Touchdowns (Career) — 74 by Eddie George, 1996-03
- Field Goals (Game) — 8 by Rob Bironas at Hou., 10/21/07
- Field Goals (Season) — 36 by Al Del Greco, 1998
- Field Goals (Career) — 246 by Al Del Greco, 1991-00

RUSHING

- Rushing Yards (Game) — 228 by Chris Johnson vs. Jax, 11/1/09
- Rushing Yards (Season) — 2,006 by Chris Johnson, 2009
- Rushing Yards (Career) — 10,009 by Eddie George, 1996-03
- Rushing Touchdowns (Game) — 4 by Earl Campbell vs. Mia., 11/20/78; Lorenzo White vs. Cle., 12/9/90
- Rushing Touchdowns (Season) — 19 by Earl Campbell, 1979
- Rushing Touchdowns (Career) — 73 by Earl Campbell, 1978-84

PASSING

- Passing Yards (Game) — 527 by Warren Moon at K.C., 12/16/90
- Passing Yards (Season) — 4,690 by Warren Moon, 1991
- Passing Yards (Career) — 33,685 by Warren Moon, 1984-93
- Passing Touchdowns (Game) — 7 by George Blanda vs. N.Y. Titans, 11/19/61
- Passing Touchdowns (Season) — 36 by George Blanda, 1961
- Passing Touchdowns (Career) — 196 by Warren Moon, 1984-93
- Passer Rating (Game) — 158.3 by Chris Chandler at Cin., 9/24/95
- Passer Rating (Season) — 100.4 by Steve McNair, 2003
- Passer Rating (Career) — 83.3 by Steve McNair, 1995-05

RECEIVING

- Receptions (Game) — 13 (three times, last by Drew Bennett at Oak., 12/19/04)
- Receptions (Season) — 101 by Charlie Hennigan, 1964
- Receptions (Career) — 542 by Ernest Givins, 1986-94
- Receiving Yards (Game) — 272 by Charlie Hennigan at Bos., 10/13/61
- Receiving Yards (Season) — 1,746 by Charlie Hennigan, 1961
- Receiving Yards (Career) — 7,935 by Ernest Givins, 1986-94
- Receiving Touchdowns (Game) — 3 (17 times, last by Kenny Britt vs. Phi., 10/24/10)
- Receiving Touchdowns (Season) — 17 by Bill Groman, 1961
- Receiving Touchdowns (Career) — 51 by Charlie Hennigan, 1960-66

PUNTING

- Punts (Game) — 11 (twice by Rich Camarillo, last at Pit., 12/3/95)
- Punts (Season) — 96 by Rich Camarillo, 1994
- Punts (Career) — 861 by Craig Hentrich, 1998-09

PUNT RETURNS

- Punt Return Yards (Game) — 160 by Darius Reynaud vs. Jax., 12/30/12
- Punt Return Average (Season) — 15.4 by Billy Johnson, 1977
- Punt Return Average (Career) — 13.2 by Billy Johnson, 1974-80

KICKOFF RETURNS

- Kickoff Return Yards (Game) — 240 by Bobby Jancik at Oak., 12/22/63
- Kickoff Return Average (Season) — 31.3 by Ken Hull, 1960
- Kickoff Return Average (Career) — 26.5 by Bobby Jancik, 1962-67

INTERCEPTIONS

- Interceptions (Game) — 3 (eight times, last by Keith Bulluck at N.O., 9/24/07)
- Interceptions (Season) — 12 by Freddy Glick, 1963; by Mike Reinfeldt, 1979
- Interceptions (Career) — 45 by Jim Norton, 1960-68

SACKS

- Sacks (Game) — 4 (five times, last by William Fuller vs. Pit., 11/28/93)
- Sacks (Season) — 17 by Elvin Bethea, 1973
- Sacks (Career) — 105 by Elvin Bethea, 1968-83

TENNESSEE TITANS 2017 POSTSEASON PARTICIPATION CHART

Player	1/6 @KC	Postseason Totals			
		GP	GS	DNP	IA
Bacci, Joe	X	0	0	0	0
Bates, Daren	P	1	0	0	0
Board, C.J.	X	0	0	0	0
Boykins, Jeremy	PS	0	0	0	0
Brinkley, Beau	P	1	0	0	0
Brown, Jayon	P	1	0	0	0
Byard, Kevin	FS	1	1	0	0
Carraway, Josh	IA	0	0	0	1
Casey, Jurrell	DT	1	1	0	0
Cassel, Matt	DNP	0	0	1	0
Conklin, Jack	RT	1	1	0	0
Cunningham, Jerome	X	0	0	0	0
Cyprien, Johnathan	SS	1	1	0	0
Davis, Corey	WR	1	1	0	0
Decker, Eric	P	1	0	0	0
DiSalvo, Ryan	X	0	0	0	0
Dodd, Kevin	P	1	0	0	0
Douglas, Harry	IA	0	0	0	1
Durden, Kenneth	X	0	0	0	0
Ferguson, Tyler	X	0	0	0	0
Fluellen, David	P	1	0	0	0
Fowler, Jalston	X	0	0	0	0
Henry, Derrick	RB	1	1	0	0
Hurst, Demontre	X	0	0	0	0
Jackson, Adoree'	CB	1	1	0	0
Jennings, Darius	PS	0	0	0	0
Johnson, Austin	DE	1	1	0	0
Johnson, Denzel	PS	0	0	0	0
Jones, Ben	C	1	1	0	0
Jones, DaQuan	IR	0	0	0	0
Judd, Akeem	X	0	0	0	0
Kelly, Dennis	P	1	0	0	0
Kern, Brett	P	1	0	0	0
King, David	P	1	0	0	0
Kline, Josh	RG	1	1	0	0
Klug, Karl	P	1	0	0	0
Levin, Corey	IA	0	0	0	1
Lewan, Taylor	LT	1	1	0	0
Mariota, Marcus	QB	1	1	0	0
Marz, Tyler	PS	0	0	0	0
Matthews, Rishard	WR	1	1	0	0
Maxey, Johnny	PS	0	0	0	0
McCain, Brice	P	1	0	0	0
Moore, Steven	X	0	0	0	0
Morgan, Derrick	OLB	1	1	0	0
Muhammad, Khalfani	DNP	0	0	1	0
Murray, DeMarco	IA	0	0	0	1
Ochi, Victor	IR	0	0	0	0
Orakpo, Brian	OLB	1	1	0	0
Palmer, Nate	IA	0	0	0	1
Pascal, Zach	PS	0	0	0	0
Reed, Kalan	P	1	0	0	0
Riley, Curtis	IA	0	0	0	1
Ryan, Logan	CB	1	1	0	0
Schwenke, Brian	P	1	0	0	0
Searcy, Da'Norris	P	1	0	0	0
Seaton, Brad	X	0	0	0	0
Sharpe, Tajaé	IR	0	0	0	0
Semisch, Tim	PS	0	0	0	0
Sims, LeShaun	IR	0	0	0	0
Smith, Jonnu	TE	1	1	0	0
Smith, Tye	CB	1	1	0	0
Spain, Quinton	LG	1	1	0	0
Staten, Jimmy	X	0	0	0	0
Stocker, Luke	P	1	0	0	0
Succop, Ryan	P	1	0	0	0
Supernaw, Phillip	P	1	0	0	0
Tanney, Alex	IR	0	0	0	0
Taylor, Taywan	P	1	0	0	0
Trawick, Brynden	P	1	0	0	0
Walden, Erik	P	1	0	0	0
Walker, Delanie	TE	1	1	0	0
Wallace, Aaron	IR	0	0	0	0
Warmlesley, Julius	PS	0	0	0	0
Washington Jr., Tony	X	0	0	0	0
Weeden, Brandon	IA	0	0	0	1
Weems, Eric	P	1	0	0	0
Wichmann, Cody	PS	0	0	0	0
Williams, Sylvester	P	1	0	0	0
Williamson, Avery	ILB	1	1	0	0
Woods, Antwaun	PS	0	0	0	0
Woodyard, Wesley	ILB	1	1	0	0

Starters indicated by position (QB, RB, ILB, etc.); P = played but did not start; DNP = active but did not play; IA = inactive for game; PS = practice squad; PS-I = practice squad injured reserve; X = not on roster; IR = injured reserve; SUS = reserve/suspended; NFI = non-football injury; PUP = physically unable to perform

GAME PREVIEW

TEAM NOTES

PLAYER NOTES

MEDIA

STATISTICS

ROSTERS

TENNESSEE TITANS 2017-2018 TRANSACTIONS

January 2 Signed **G KARIM BARTON**, **OLB KOURTNEI BROWN**, **TE JEROME CUNNINGHAM**, **RB DAVID FLUELLEN**, **WR JONATHAN KRAUSE**, **T TYLER MARZ** and **WR K.J. MAYE** to future contracts

January 4 Signed **LB RESHARD CLIETT** and **TE TIM SEMISCH** to future contracts; organization and wide receivers coach **BOB BRATKOWSKI** and assistant wide receivers coach **JASON TUCKER** agree to part ways

January 5 Signed **DB TYE SMITH** to a future contract

January 16 Hired **CRAIG AUKERMAN** as assistant special teams coach and **FRISMAN JACKSON** as wide receivers coach

January 24 Signed **DE CAUSHAUD LYONS** to a future contract

February 15 Elevated **LUKE STECKEL** to assistant wide receivers coach

March 8 Terminated vested veteran **NT AL WOODS**

March 10 Signed unrestricted free agents **QB MATT CASSEL**, **S JOHNATHAN CYPRIEN** and **DE KARL KLUG**

March 11 Signed unrestricted free agents **LB DAREN BATES**, **CB LOGAN RYAN** and **S BRYNDEN TRAWICK**

March 13 Signed unrestricted free agents **TE PHILLIP SUPERNOW** and **WR ERIC WEEMS**

March 14 Signed unrestricted free agent **NT SYLVESTER WILLIAMS**

March 16 Signed unrestricted free agent **LB NATE PALMER**

March 23 Signed unrestricted free agent **G/C TIM LELITO**

March 31 Waived **S JOSH AUBREY** from reserve/retired list

April 3 Signed unrestricted free agent **CB DEMONTRE HURST**

April 17 Terminated vested veteran **CB JASON McCOURTY**; terminated vested veteran **WR ANDRE JOHNSON** from the reserve/retired list
Placed **CB BENNETT OKOTCHA** on the reserve/retired list
Drafted **WR COREY DAVIS** (first round, fifth overall) and **CB ADOREE' JACKSON** (first round, 18th overall)

April 28 Traded a 2017 third-round selection (83rd overall) and a 2017 fourth-round selection (124th overall) to the New England Patriots for a Patriots' 2017 third-round selection (72nd overall) and a Patriots' 2017 sixth-round selection (200th overall); drafted **WR TAYWAN TAYLOR** (third round, 72nd overall) and **TE JONNU SMITH** (third round, 100th overall)

April 29 Traded a 2017 fifth-round selection (164th overall) and a 2017 sixth-round selection (214th overall) to the Philadelphia Eagles for a Eagles' 2017 fifth-round selection (155th overall); drafted **LB JAYON BROWN** (fifth round, 155th overall); traded a 2017 sixth-round selection (200th overall) to the New York Giants for a Giants' 2017 sixth-round selection (207th overall) and a Giants' 2017 seventh-round selection (241st overall); traded a 2017 sixth-round selection (207th overall) to the Cincinnati Bengals for a Bengals' 2017 sixth-round selection (217th overall) and a Bengals' 2017 seventh-round selection (227th overall); drafted **G/C COREY LEVIN** (sixth round, 217th overall), **OLB JOSH CARRAWAY** (seventh round, 227th overall), **T BRAD SEATON** (seventh round, 236th overall) and **RB KHALFANI MUHAMMAD** (seventh round, 241st overall)

May 12 Signed the following undrafted free agents: **CB JEREMY BOYKINS**, **NT DeANGELO BROWN**, **WR Bra'LON CHERRY**, **QB TYLER FERGUSON**, **CB JOHN GREEN**, **NT RODERICK HENDERSON**, **LB DENZEL JOHNSON**, **RB AKEEM JUDD**, **WR KeVONN MABON**, **T STEVEN MOORE**, **WR GIOVANNI PASCASCIO** and **T JONAH PIRSIG**; signed sixth-round choice **G/C COREY LEVIN**, seventh-round choice **OLB JOSH CARRAWAY**, seventh-round choice **T BRAD SEATON** and **RB KHALFANI MUHAMMAD**

May 15 Waived **LB RESHARD CLIETT** and **NT RODERICK HENDERSON**; signed free agents **K/P JORDAN GAY**, **CB TREVON HARTFIELD**, **LB JOHNNY RAGIN III**, **DE CAMERON ROBBINS** and **DE JIMMY STATEN**

May 17 Signed third-round choice **TE JONNU SMITH**

May 19 Waived **WR K.J. MAYE**; signed free agents **FB JOE BACCI** and **WR DARIUS JENNINGS**

May 23 Signed first-round choice **CB ADOREE' JACKSON**

May 24 Signed fifth-round choice **LB JAYON BROWN**

June 5 Waived **G KARIM BARTON**; signed free agent **C MARK SPELMAN**; signed third-round choice **WR TAYWAN TAYLOR**

June 6 Waived injured **CB JOHN GREEN**; signed free agent **WR MEKALE McKAY**

June 13 Waived **CB TREVON HARTFIELD** and **DE CAUSHAUD LYONS**; signed free agents **CB MANNY ABAD** and **OLB VICTOR OCHI**

June 19 Waived **WR Bra'LON CHERRY**; signed free agent **WR ERIC DECKER**

July 28 Waived **LB JOHNNY RAGIN III**; waived **G SEBASTIAN TRETOLA** with a non-football injury; waived **CB JOHN GREEN** from injured reserve; signed free agents **G JAKE SIMONICH** and **OLB ERIK WALDEN**

July 29 Placed **WR TAJAÉ SHARPE** on reserve/physically unable to perform

July 30 Signed first-round choice **WR COREY DAVIS**

August 6 Waived injured **OLB VICTOR OCHI**; signed free agent **RB**

BRANDON RADCLIFF

August 14 Waived **K/P JORDAN GAY**

August 15 Signed free agent **LS RYAN DiSALVO**

August 17 Waived injured **OLB KOURTNEI BROWN**; signed free agent **CB DARRIUS SIMS**

August 21 Moved **WR TAJAÉ SHARPE** from Physically Unable to Perform list to active roster; waived **DE MEHDI ABDESMAJ**

August 24 Waived **OLB KOURTNEI BROWN** from reserve/injured with an injury settlement

August 30 Waived injured **CB JEREMY BOYKINS** and **WR MEKALE McKAY**

September 2 Placed **WR TAJAÉ SHARPE** and **QB ALEX TANNEY** on injured reserve; terminated vested veterans **CB DEMONTRE HURST**, **LB JUSTIN STAPLES** and **WR ERIC WEEMS**; waived **CB MANNY ABAD**, **TE JACE AMARO**, **DE ANGELO BLACKSON**, **NT DeANGELO BROWN**, **TE JEROME CUNNINGHAM**, **QB TYLER FERGUSON**, **WR DARIUS JENNINGS**, **S DENZEL JOHNSON**, **WR JONATHAN KRAUSE**, **WR KeVONN MABON**, **T TYLER MARZ**, **G JOSUE MATIAS**, **WR TRE McBRIDE**, **T STEVEN MOORE**, **RB KHALFANI MUHAMMAD**, **WR GIO PASCASCIO**, **T JONAH PIRSIG**, **RB BRANDON RADCLIFF**, **DE CAMERON ROBBINS**, **T BRAD SEATON**, **TE TIM SEMISCH**, **G JAKE SIMONICH**, **CB DARRIUS SIMS**, **CB D'JOUN SMITH**, **C MARK SPELMAN** and **NT ANTWAUN WOODS**; waived injured **FB JOE BACCI**, **LS RYAN DiSALVO** and **RB AKEEM JUDD**

September 3 Placed **WR HARRY DOUGLAS** on injured reserve; signed free agent **WR ERIC WEEMS**; signed **TE JEROME CUNNINGHAM**, **QB TYLER FERGUSON**, **WR DARIUS JENNINGS**, **S DENZEL JOHNSON**, **T TYLER MARZ**, **T STEVEN MOORE**, **RB KHALFANI MUHAMMAD** and **NT ANTWAUN WOODS** to the practice squad

September 4 Terminated vested veteran **G/C TIM LELITO**; signed free agent **C/G BRIAN SCHWENKE**; signed **WR ZACH PASCAL** to the practice squad; waived **WR MEKALE McKAY** from reserve/injured with an injury settlement

September 5 Signed **CB KENNETH DURDEN** to the practice squad; waived **CB JEREMY BOYKINS** from reserve/injured with an injury settlement

September 11 Released **TE JEROME CUNNINGHAM** from the practice squad; signed **TE TIM SEMISCH** to the practice squad; waived **FB JOE BACCI** and **DE JIMMY STATEN** from reserve/injured with injury settlements

September 12 Released **T STEVEN MOORE** from the practice squad; signed **OL CODY WICHMANN** to the practice squad

September 20 Placed **OLB AARON WALLACE** on injured reserve; signed **WR ZACH PASCAL** to the active roster from the practice squad; practice squad **T TYLER MARZ** signed to the Los Angeles Chargers active roster; signed **T BRAD SEATON** and **OLB TONY WASHINGTON JR.** to the practice squad

September 23 Waived **WR ZACH PASCAL**; signed **WR DARIUS JENNINGS** to the active roster from the practice squad

September 26 Signed **WR ZACH PASCAL** to the practice squad

October 3 Waived **OLB JOSH CARRAWAY**; released **CB KENNETH DURDEN** from the practice squad

October 4 Signed free agent **QB BRANDON WEEDEN**; signed **WR C.J. BOARD** to the practice squad

October 5 Released **OLB TONY WASHINGTON JR.** from the practice squad; signed **OLB JOSH CARRAWAY** to the practice squad

October 10 Waived **RB AKEEM JUDD** from reserve/injured

October 23 Waived **LS RYAN DiSALVO** from reserve/injured

October 24 Released **QB TYLER FERGUSON** from the practice squad; signed **DE JULIUS WARMSLEY** to the practice squad

November 9 Released **T BRAD SEATON** from the practice squad; signed **T TYLER MARZ** to the practice squad

November 20 Designated **WR HARRY DOUGLAS** to return to practice

November 25 Activated **WR HARRY DOUGLAS** from reserve/injured, designated for return; waived **WR DARIUS JENNINGS**

November 28 Released **WR C.J. BOARD** from the practice squad; signed **WR DARIUS JENNINGS** to the practice squad

December 4 Signed **TE LUKE STOCKER**; placed **DE DaQUAN JONES** on injured reserve

December 9 Released **FB JALSTON FOWLER**; signed **OLB JOSH CARRAWAY** to the active roster from the practice squad

December 13 Signed **TE JEROME CUNNINGHAM** to the practice squad

December 19 Released **TE JEROME CUNNINGHAM** from the practice squad; signed **DE JOHNNY MAXEY** to the practice squad

December 22 Placed **CB LeSHAUN SIMS** on injured reserve; signed free agent **CB DEMONTRE HURST**

December 29 Released **CB DEMONTRE HURST**; signed **RB KHALFANI MUHAMMAD** to the active roster from the practice squad

January 1 Signed **CB JEREMY BOYKINS** to the practice squad

TENNESSEE TITANS UNOFFICIAL DEPTH CHART

OFFENSE

WR	18	Rishard Matthews	<u>13</u>	<u>Taywan Taylor</u>	14	Eric Weems
TE	82	Delanie Walker	89	Phillip Supernaw		
LT	77	Taylor Lewan	71	Dennis Kelly		
LG	67	Quinton Spain	<u>61</u>	<u>Corey Levin</u>		
C	60	Ben Jones	62	Brian Schwenke		
RG	64	Josh Kline	<u>61</u>	<u>Corey Levin</u>		
RT	78	Jack Conklin	71	Dennis Kelly		
WR	<u>84</u>	<u>Corey Davis</u>	87	Eric Decker	83	Harry Douglas
QB	8	Marcus Mariota	16	Matt Cassel	3	Brandon Weeden
TE	<u>81</u>	<u>Jonnu Smith</u>	88	Luke Stocker		
RB	29	DeMarco Murray	22	Derrick Henry	32	David Fluellen
					<u>28</u>	<u>Khalfani Muhammad</u>

DEFENSE

DE	94	Austin Johnson	95	David King		
NT	96	Sylvester Williams				
DT	99	Jurrell Casey	97	Karl Klug		
OLB	91	Derrick Morgan	92	Kevin Dodd	<u>44</u>	<u>Josh Carraway</u>
ILB	59	Wesley Woodyard	<u>55</u>	<u>Jayon Brown</u>		
ILB	54	Avery Williamson	50	Nate Palmer	53	Daren Bates
OLB	98	Brian Orakpo	93	Erik Walden		
CB	<u>25</u>	<u>Adoree' Jackson</u>	33	Tye Smith	24	Kalan Reed
SS	37	Johnathan Cyprien	21	Da'Norris Searcy		
FS	31	Kevin Byard	35	Curtis Riley	41	Brynden Trawick
CB	26	Logan Ryan	23	Brice McCain		

SPECIAL TEAMS

K	4	Ryan Succop	6	Brett Kern		
KO	4	Ryan Succop	6	Brett Kern		
P	6	Brett Kern	4	Ryan Succop		
H	6	Brett Kern	16	Matt Cassel		
PR	<u>25</u>	<u>Adoree' Jackson</u>	14	Eric Weems		
KOR	<u>25</u>	<u>Adoree' Jackson</u>	14	Eric Weems		
LS	48	Beau Brinkley	60	Ben Jones	<u>81</u>	<u>Jonnu Smith</u>

As of Jan. 7, 2017
Rookies are underlined

TITANS PRONUNCIATION GUIDE

Kevin BYARD (BY-urd); **Johnathan CYPRIEN** (SIP-ree-en); **DAQUAN Jones** (Day-QUAN); **Karl KLUG** (KLOOG); **Corey LEVIN** (LEH-vin); **Taylor LEWAN** (leh-WAHN); **Marcus MARIOTA** (MAR-ee-OH-tah); **KHALFANI Muhammad** (CAL-fawn-ee); **KALAN Reed** (KAY-lin); **JONNU Smith** (JAH-new); **Ryan SUCCOP** (SUCK-up); **Brynden TRAWICK** (TRAH-wick)



CLICK FOR AUDIO PRONUNCIATION GUIDE

TENNESSEE TITANS ROSTER BY EXPERIENCE

<u>13TH YEAR</u>		<u>6TH YEAR</u>		<u>3RD YEAR</u>		<u>ROOKIE DRAFT PICKS</u>	
Matt Cassel	QB	Beau Brinkley	LS	Marcus Mariota	QB	Jayon Brown	LB
		Ben Jones	C	Curtis Riley	DB	Josh Carraway	OLB
<u>12TH YEAR</u>		Dennis Kelly	G/T	Quinton Spain	G	Corey Davis	WR
Delanie Walker	TE	Brandon Weeden	QB			Adoree' Jackson	CB
		Rishard Matthews	WR	<u>2ND YEAR</u>		Corey Levin	G/C
<u>10TH YEAR</u>				Kevin Byard	S	Khalfani Muhammad	RB
Harry Douglas	WR	<u>5TH YEAR</u>		Jack Conklin	T	Jonnu Smith	TE
Brett Kern	P	Daren Bates	LB	Kevin Dodd	OLB	Taywan Taylor	WR
Erik Walden	OLB	Johnathan Cyprien	S	Derrick Henry	RB	<u>ROOKIE FREE AGENTS</u>	
Eric Weems	WR/KR	Josh Kline	G	Austin Johnson	DL	None	
Wesley Woodyard	LB	Nate Palmer	LB	David King	DE	As of Jan. 7, 2017	
		Logan Ryan	CB	Victor Ochi (IR)	OLB		
<u>9TH YEAR</u>		Brian Schwenke	C/G	Tajaé Sharpe (IR)	WR		
Brice McCain	CB	Brynden Trawick	S	LeShaun Sims (IR)	CB		
Brian Orakpo	OLB	Sylvester Williams	NT	Tye Smith	CB		
Ryan Succop	K	<u>4TH YEAR</u>		Alex Tanney (IR)	QB		
		DaQuan Jones (IR)	DL	Aaron Wallace (IR)	OLB		
<u>8TH YEAR</u>		Taylor Lewan	T	<u>1ST YEAR</u>			
Eric Decker	WR	Phillip Supernaw	TE	David Fluellen	RB		
Derrick Morgan	OLB	Avery Williamson	LB	Kalan Reed	CB		
<u>7TH YEAR</u>							
Jurrell Casey	DT						
Karl Klug	DL						
DeMarco Murray	RB						
Da'Norris Searcy	S						
Luke Stocker	TE						

TENNESSEE TITANS ROSTER BY DRAFT ROUND

<u>ROUND 1</u>			<u>ROUND 5</u>			<u>UNDRAFTED</u>		
Player	Pos.	Year	Player	Pos.	Year	Player	Pos.	Year
Corey Davis	WR	2017	Jayon Brown	LB	2017	Victor Ochi (IR)	OLB	2016 (Bal)
Adoree' Jackson	CB	2017	Tajaé Sharpe (IR)	WR	2016	Curtis Riley	DB	2015
Jack Conklin	T	2016	LeShaun Sims	CB	2016	Quinton Spain	G	2015
Marcus Mariota	QB	2015	Tye Smith	CB	2015 (Sea)	David Fluellen	RB	2014 (Phi)
Taylor Lewan	T	2014	Avery Williamson	LB	2014	Daren Bates	LB	2013 (StL)
Sylvester Williams	NT	2013 (Den)	Dennis Kelly	G/T	2012 (Phi)	Josh Kline	G	2013 (NE)
Brandon Weeden	QB	2012 (Cle)	Karl Klug	DE	2011	Brynden Trawick	S	2013 (Bal)
Derrick Morgan	OLB	2010	<u>ROUND 6</u>			Beau Brinkley	LS	2012
Brian Orakpo	OLB	2009 (Was)	Player	Pos.	Year	Phillip Supernaw	TE	2012 (Hou)
<u>ROUND 2</u>			Corey Levin	G/C	2017	Alex Tanney (IR)	QB	2012 (KC)
Player	Pos.	Year	Nate Palmer	LB	2013 (GB)	Brett Kern	P	2008 (Den)
Kevin Dodd	OLB	2016	Brice McCain	CB	2009 (Hou)	Wesley Woodyard	LB	2008 (Den)
Derrick Henry	RB	2016	Erik Walden	OLB	2008 (Dal)	Eric Weems	WR/KR	2007 (Atl)
Austin Johnson	DL	2016	Delanie Walker	TE	2006 (SF)			
Johnathan Cyprien	S	2013 (Jax)	<u>ROUND 7</u>					
<u>ROUND 3</u>			Player	Pos.	Year			
Player	Pos.	Year	Josh Carraway	OLB	2017			
Jonnu Smith	TE	2017	Khalfani Muhammad	RB	2017			
Taywan Taylor	WR	2017	Kalan Reed	CB	2016			
Kevin Byard	S	2016	Aaron Wallace (IR)	OLB	2016			
Logan Ryan	CB	2013 (NE)	David King	DE	2013 (Phi)			
Jurrell Casey	DT	2011	Rishard Matthews	WR	2012 (Mia)			
DeMarco Murray	RB	2011 (Dal)	Ryan Succop	K	2009 (KC)			
Eric Decker	WR	2010 (Den)	Matt Cassel	QB	2005 (NE)			
Harry Douglas	WR	2008 (Atl)	<u>ROUND 4</u>					
<u>ROUND 4</u>			Player	Pos.	Year			
Player	Pos.	Year	DaQuan Jones (IR)	DL	2014			
DaQuan Jones (IR)	DL	2014	Brian Schwenke	C/G	2013			
Brian Schwenke	C/G	2013	Ben Jones	C	2012 (Hou)			
Ben Jones	C	2012 (Hou)	Da'Norris Searcy	S	2011 (Buf)			
Da'Norris Searcy	S	2011 (Buf)	Luke Stocker	TE	2011 (TB)			
Luke Stocker	TE	2011 (TB)						

HOW THE TENNESSEE TITANS WERE BUILT

YEAR	DRAFTEES (20)	FREE AGENTS (27)	TRADES/WAIVERS (6)
2017	WR Corey Davis (1a) CB Adoree' Jackson (1b) WR Taywan Taylor (3a) TE Jonnu Smith (3b) LB Jayon Brown (5) G/C Corey Levin (6) OLB Josh Carraway (7a) RB Khalfani Muhammad (7c)	CB Tye Smith (FA) LB Daren Bates (UFA-OAK) S Johnathan Cyprien (UFA-JAX) S Brynden Trawick (UFA-OAK) CB Logan Ryan (UFA-NE) WR Eric Weems (UFA-ATL) NT Sylvester Williams (UFA-DEN) WR Eric Decker (FA) OLB Erik Walden (FA) C/G Brian Schwenke (FA) QB Brandon Weeden (FA) TE Luke Stocker (FA)	DE David King (T-KC)
2016	T Jack Conklin (1) OLB Kevin Dodd (2a) DL Austin Johnson (2b) RB Derrick Henry (2c) S Kevin Byard (3) CB Kalan Reed (7b)	CB Brice McCain (FA) C Ben Jones (UFA-HOU) QB Matt Cassel (UFA-DAL) WR Rishard Matthews (UFA-MIA)	RB DeMarco Murray (T-PHI) LB Nate Palmer (W-GB) G/T Dennis Kelly (T-PHI) G Josh Kline (W-NE)
2015	QB Marcus Mariota (1)	WR Harry Douglas (FA) S Da'Norris Searcy (UFA-BUF) OLB Brian Orakpo (UFA-WAS) G Quinton Spain (FA) TE Phillip Supernaw (FA) DB Curtis Riley (FA) RB David Fluellen (FA)	
2014	T Taylor Lewan (1) LB Avery Williamson (5)	LB Wesley Woodyard (UFA-DEN) K Ryan Succop (FA)	
2013		TE Delanie Walker (UFA-SF)	
2012		LS Beau Brinkley (FA)	
2011	DT Jurrell Casey (3) DL Karl Klug (5)		
2010	OLB Derrick Morgan (1)		
2009			P Brett Kern (W-DEN)

As of Jan. 7, 2017

GAME PREVIEW

TEAM NOTES

PLAYER NOTES

MEDIA

STATISTICS

ROSTERS

TENNESSEE TITANS POSITIONAL ROSTER - OFFENSE

QUARTERBACKS (3)

16	Cassel, Matt	QB	6-4	228	5/17/82	13	Southern California	Northridge, Calif.	UFA (DAL)-'16
8	Mariota, Marcus	QB	6-4	222	10/30/93	3	Oregon	Honolulu, Hawaii	D1-'15
3	Weeden, Brandon	QB	6-3	230	10/14/83	6	Oklahoma State	Oklahoma City, Okla.	FA-'17

RUNNING BACKS/FULLBACKS (4)

32	Fluellen, David	RB	5-11	224	1/28/92	1	Toledo	Lockport, N.Y.	FA-'15
22	Henry, Derrick	RB	6-3	247	1/4/94	2	Alabama	Yulee, Fla.	D2c-'16
28	Muhammad, Khalfani	RB	5-7	174	9/26/94	R	California	Inglewood, Calif.	D7c-'17
29	Murray, DeMarco	RB	6-1	220	2/12/88	7	Oklahoma	Las Vegas, Nev.	T (PHI)-'16

WIDE RECEIVERS (6)

84	Davis, Corey	WR	6-3	209	1/11/95	R	Western Michigan	Wheaton, Ill.	D1a-'17
87	Decker, Eric	WR	6-3	214	3/15/87	8	Minnesota	Cold Spring, Minn.	FA-'17
83	Douglas, Harry	WR	6-0	183	9/16/84	10	Louisville	Jonesboro, Ga.	FA-'15
18	Matthews, Rishard	WR	6-0	217	10/12/89	6	Nevada	Santa Ana, Calif.	UFA (MIA)-'16
13	Taylor, Taywan	WR	5-11	203	3/2/95	R	Western Kentucky	Louisville, Ky.	D3a-'17
14	Weems, Eric	WR	5-9	195	7/4/85	10	Bethune-Cookman	Ormond Beach, Fla.	UFA (ATL)-'17

TIGHT ENDS (4)

81	Smith, Jonnu	TE	6-3	248	8/22/95	R	Florida International	Ocala, Fla.	D3b-'17
89	Supernaw, Phillip	TE	6-5	255	1/30/90	4	Ouachita Baptist	Katy, Texas	FA-'15
88	Stocker, Luke	TE	6-5	253	7/17/88	7	Tennessee	Berea, Ky.	FA-'17
82	Walker, Delanie	TE	6-2	248	8/12/84	12	Central Missouri	Pomona, Calif.	UFA (SF)-'13

CENTERS (2)

60	Jones, Ben	C	6-3	308	7/2/89	6	Georgia	Brent, Ala.	UFA (HOU)-'16
62	Schwenke, Brian	C/G	6-3	318	3/22/91	5	California	Oceanside, Calif.	D4-'13

GUARDS (3)

64	Kline, Josh	G	6-3	300	12/29/89	5	Kent State	Mason, Ohio	W (NE)-'16
61	Levin, Corey	G/C	6-4	307	8/12/94	R	Chattanooga	Dacula, Ga.	D6-'17
67	Spain, Quinton	G	6-4	330	8/7/91	3	West Virginia	Petersburg, Va.	FA-'15

TACKLES (3)

78	Conklin, Jack	T	6-6	308	8/17/94	2	Michigan State	Plainwell, Mich.	D1-'16
71	Kelly, Dennis	G/T	6-8	321	1/16/90	6	Purdue	Chicago Heights, Ill.	T (PHI)-'16
77	Lewan, Taylor	T	6-7	309	7/22/91	4	Michigan	Cave Creek, Ariz.	D1-'14

LONG SNAPPER (1)

48	Brinkley, Beau	LS	6-4	260	1/25/90	6	Missouri	Kearney, Mo.	FA-'12
----	----------------	----	-----	-----	---------	---	----------	--------------	--------

PLACEKICKERS (1)

4	Succop, Ryan	K	6-2	218	9/19/86	9	South Carolina	Hickory, N.C.	FA-'14
---	--------------	---	-----	-----	---------	---	----------------	---------------	--------

As of Jan. 7, 2017

TENNESSEE TITANS POSITIONAL ROSTER - DEFENSE

DEFENSIVE LINEMEN (5)

99	Casey, Jurrell	DT	6-1	305	12/5/89	7	Southern California	Long Beach, Calif.	D3-'11
94	Johnson, Austin	DL	6-4	314	5/8/94	2	Penn State	Galloway, N.J.	D2b-'16
95	King, David	DE	6-4	281	12/27/89	2	Oklahoma	Houston, Texas	T (KC)-'17
97	Klug, Karl	DL	6-3	278	3/31/88	7	Iowa	Caledonia, Minn.	D5-'11
96	Williams, Sylvester	NT	6-2	313	11/21/88	5	North Carolina	Jefferson City, Mo.	UFA (DEN)-'17

LINEBACKERS (10)

53	Bates, Daren	LB	5-11	225	11/27/90	5	Auburn	Olive Branch, Miss.	UFA (OAK)-'17
55	Brown, Jayon	LB	6-0	226	2/26/95	R	UCLA	Long Beach, Calif.	D5-'17
44	Carraway, Josh	OLB	6-3	242	4/13/94	R	Texas Christian	Flower Mound, Texas	D7a-'17
92	Dodd, Kevin	OLB	6-5	277	7/14/92	2	Clemson	Greenville, S.C.	D2a-'16
91	Morgan, Derrick	OLB	6-4	261	1/6/89	8	Georgia Tech	Coatesville, Pa.	D1-'10
98	Orakpo, Brian	OLB	6-4	257	7/31/86	9	Texas	Houston, Texas	UFA (WAS)-'15
50	Palmer, Nate	LB	6-2	248	9/23/89	5	Illinois State	Chicago, Ill.	W (GB)-'16
93	Walden, Erik	OLB	6-2	250	8/21/85	10	Middle Tennessee State	Dublin, Ga.	FA-'17
54	Williamson, Avery	LB	6-1	246	3/9/92	4	Kentucky	Milan, Tenn.	D5-'14
59	Woodyard, Wesley	LB	6-0	233	7/21/86	10	Kentucky	LaGrange, Ga.	UFA (DEN)-'14

CORNERBACKS (5)

25	Jackson, Adoree'	CB	5-11	185	9/18/95	R	Southern California	East St. Louis, Ill.	D1b-'17
23	McCain, Brice	CB	5-9	190	12/10/86	9	Utah	Terrell, Texas	FA-'16
24	Reed, Kalan	CB	5-11	192	12/29/93	1	Southern Mississippi	Birmingham, Ala.	D7b-'16
26	Ryan, Logan	CB	5-11	195	2/9/91	5	Rutgers	Voorhees, N.J.	UFA (NE)-'17
33	Smith, Tye	CB	6-0	195	5/3/93	2	Towson	Raleigh, N.C.	FA-'17

SAFETIES (5)

31	Byard, Kevin	S	5-11	212	8/17/93	2	Middle Tennessee State	Lithonia, Ga.	D3-'16
37	Cyprien, Johnathan	S	6-0	223	7/29/90	5	Florida International	North Miami Beach, Fla.	UFA (JAX)-'17
35	Riley, Curtis	DB	6-0	190	7/18/92	3	Fresno State	Orlando, Fla.	FA-'15
21	Searcy, Da'Norris	S	5-11	207	11/16/88	7	North Carolina	Decatur, Ga.	UFA (BUF)-'15
41	Trawick, Brynden	S	6-2	225	10/23/89	5	Troy	Marietta, Ga.	UFA (OAK)-'17

PUNTERS (1)

6	Kern, Brett	P	6-2	214	2/17/86	10	Toledo	Grand Island, N.Y.	W (DEN)-'09
---	-------------	---	-----	-----	---------	----	--------	--------------------	-------------

As of Jan. 7, 2017

GAME PREVIEW

TEAM NOTES

PLAYER NOTES

MEDIA

STATISTICS

ROSTERS

TENNESSEE TITANS ALPHABETICAL ROSTER

NO.	NAME	POS.	HT.	WT.	BIRTHDATE	EXP.	COLLEGE	HOMETOWN	ACQUIRED
53	Bates, Daren	LB	5-11	225	11/27/90	5	Auburn	Olive Branch, Miss.	UFA (OAK)-'17
48	Brinkley, Beau	LS	6-4	260	1/25/90	6	Missouri	Kearney, Mo.	FA-'12
55	Brown, Jayon	LB	6-0	226	2/26/95	R	UCLA	Long Beach, Calif.	D5-'17
31	Byard, Kevin	S	5-11	212	8/17/93	2	Middle Tennessee State	Lithonia, Ga.	D3-'16
44	Carraway, Josh	OLB	6-3	242	4/13/94	R	Texas Christian	Flower Mound, Texas	D7a-'17
99	Casey, Jurrell	DT	6-1	305	12/5/89	7	Southern California	Long Beach, Calif.	D3-'11
16	Cassel, Matt	QB	6-4	228	5/17/82	13	Southern California	Northridge, Calif.	UFA (DAL)-'16
78	Conklin, Jack	T	6-6	308	8/17/94	2	Michigan State	Plainwell, Mich.	D1-'16
37	Cyprien, Johnathan	S	6-0	223	7/29/90	5	Florida International	North Miami Beach, Fla.	UFA (JAX)-'17
84	Davis, Corey	WR	6-3	209	1/11/95	R	Western Michigan	Wheaton, Ill.	D1a-'17
87	Decker, Eric	WR	6-3	214	3/15/87	8	Minnesota	Cold Spring, Minn.	FA-'17
92	Dodd, Kevin	OLB	6-5	277	7/14/92	2	Clemson	Greenville, S.C.	D2a-'16
83	Douglas, Harry	WR	6-0	183	9/16/84	10	Louisville	Jonesboro, Ga.	FA-'15
32	Fluellen, David	RB	5-11	224	1/28/92	1	Toledo	Lockport, N.Y.	FA-'15
22	Henry, Derrick	RB	6-3	247	1/4/94	2	Alabama	Yulee, Fla.	D2c-'16
25	Jackson, Adoree ¹	CB	5-11	185	9/18/95	R	Southern California	East St. Louis, Ill.	D1b-'17
94	Johnson, Austin	DL	6-4	314	5/8/94	2	Penn State	Galloway, N.J.	D2b-'16
60	Jones, Ben	C	6-3	308	7/2/89	6	Georgia	Brent, Ala.	UFA (HOU)-'16
71	Kelly, Dennis	G/T	6-8	321	1/16/90	6	Purdue	Chicago Heights, Ill.	T (PHI)-'16
6	Kern, Brett	P	6-2	214	2/17/86	10	Toledo	Grand Island, N.Y.	W (DEN)-'09
95	King, David	DE	6-4	281	12/27/89	2	Oklahoma	Houston, Texas	T (KC)-'17
64	Kline, Josh	G	6-3	300	12/29/89	5	Kent State	Mason, Ohio	W (NE)-'16
97	Klug, Karl	DL	6-3	278	3/31/88	7	Iowa	Caledonia, Minn.	D5-'11
61	Levin, Corey	G/C	6-4	307	8/12/94	R	Chattanooga	Dacula, Ga.	D6-'17
77	Lewan, Taylor	T	6-7	309	7/22/91	4	Michigan	Cave Creek, Ariz.	D1-'14
8	Mariota, Marcus	QB	6-4	222	10/30/93	3	Oregon	Honolulu, Hawaii	D1-'15
18	Mathews, Rishard	WR	6-0	217	10/12/89	6	Nevada	Santa Ana, Calif.	UFA (MIA)-'16
23	McCain, Brice	CB	5-9	190	12/10/86	9	Utah	Terrell, Texas	FA-'16
91	Morgan, Derrick	OLB	6-4	261	1/6/89	8	Georgia Tech	Coatesville, Pa.	D1-'10
28	Muhammad, Khalfani	RB	5-7	174	9/26/94	R	California	Inglewood, Calif.	D7c-'17
29	Murray, DeMarco	RB	6-1	220	2/12/88	7	Oklahoma	Las Vegas, Nev.	T (PHI)-'16
98	Orakpo, Brian	OLB	6-4	257	7/31/86	9	Texas	Houston, Texas	UFA (WAS)-'15
50	Palmer, Nate	LB	6-2	248	9/23/89	5	Illinois State	Chicago, Ill.	W (GB)-'16
24	Reed, Kalan	CB	5-11	192	12/29/93	1	Southern Mississippi	Birmingham, Ala.	D7b-'16
35	Riley, Curtis	DB	6-0	190	7/18/92	3	Fresno State	Orlando, Fla.	FA-'15
26	Ryan, Logan	CB	5-11	195	2/9/91	5	Rutgers	Voorhees, N.J.	UFA (NE)-'17
62	Schwenke, Brian	C/G	6-3	318	3/22/91	5	California	Oceanside, Calif.	D4-'13
21	Searcy, Da'Norris	S	5-11	207	11/16/88	7	North Carolina	Decatur, Ga.	UFA (BUF)-'15
81	Smith, Jonnu	TE	6-3	248	8/22/95	R	Florida International	Ocala, Fla.	D3b-'17
33	Smith, Tye	CB	6-0	195	5/3/93	2	Towson	Raleigh, N.C.	FA-'17
67	Spain, Quinton	G	6-4	330	8/7/91	3	West Virginia	Petersburg, Va.	FA-'15
88	Stocker, Luke	TE	6-5	253	7/17/88	7	Tennessee	Berea, Ky.	FA-'17
4	Succop, Ryan	K	6-2	218	9/19/86	9	South Carolina	Hickory, N.C.	FA-'14
89	Supernaw, Phillip	TE	6-5	255	1/30/90	4	Ouachita Baptist	Katy, Texas	FA-'15
13	Taylor, Taywan	WR	5-11	203	3/2/95	R	Western Kentucky	Louisville, Ky.	D3a-'17
41	Trawick, Brynden	S	6-2	225	10/23/89	5	Troy	Marietta, Ga.	UFA (OAK)-'17
93	Walden, Erik	OLB	6-2	250	8/21/85	10	Middle Tennessee State	Dublin, Ga.	FA-'17
82	Walker, Delanie	TE	6-2	248	8/12/84	12	Central Missouri	Pomona, Calif.	UFA (SF)-'13
3	Weeden, Brandon	QB	6-3	230	10/14/83	6	Oklahoma State	Oklahoma City, Okla.	FA-'17
14	Weems, Eric	WR	5-9	195	7/4/85	10	Bethune-Cookman	Ormond Beach, Fla.	UFA (ATL)-'17
96	Williams, Sylvester	NT	6-2	313	11/21/88	5	North Carolina	Jefferson City, Mo.	UFA (DEN)-'17
54	Williamson, Avery	LB	6-1	246	3/9/92	4	Kentucky	Milan, Tenn.	D5-'14
59	Woodyard, Wesley	LB	6-0	233	7/21/86	10	Kentucky	LaGrange, Ga.	UFA (DEN)-'14

PRACTICE SQUAD (10):

39	Boykins, Jeremy	CB	6-1	183	5/29/95	R	Central Florida	Jacksonville, Fla.	FA-'17
15	Jennings, Darius	WR	5-10	180	6/28/92	1	Virginia	Baltimore, Md.	FA-'17
30	Johnson, Denzel	S	6-0	198	9/16/94	R	Texas Christian	Columbia, S.C.	FA-'17
69	Marz, Tyler	T	6-7	316	9/9/92	1	Wisconsin	Springfield, Minn.	FA-'16
70	Maxey, Johnny	DE	6-5	283	10/19/93	1	Mars Hill	Columbia, S.C.	FA-'17
17	Pascal, Zach	WR	6-2	219	12/18/94	R	Old Dominion	Upper Marlboro, Md.	FA-'17
85	Semisch, Tim	TE	6-8	275	9/18/91	1	Northern Illinois	Omaha, Neb.	FA-'17
72	Warnsley, Julius	DE	6-2	297	5/16/90	2	Tulane	Baton Rouge, La.	FA-'17
68	Wichmann, Cody	OL	6-5	325	3/2/92	3	Fresno State	Mariposa, Calif.	FA-'17
75	Woods, Antwaun	NT	6-1	318	1/3/93	1	Southern California	Los Angeles, Calif.	FA-'16

RESERVE/INJURED (6):

90	Jones, DaQuan *	DL	6-4	322	12/27/91	4	Penn State	Johnson City, N.Y.	D4a-'14
51	Ochi, Victor	OLB	6-1	242	10/2/93	1	Stony Brook	Harlem, N.Y.	FA-'17
19	Sharpe, Tajaé	WR	6-2	194	12/23/94	2	Massachusetts	Piscataway, N.J.	D5a-'16
36	Sims, LeShaun *	CB	6-0	203	9/18/93	2	Southern Utah	Las Vegas, Nev.	D5b-'16
11	Tanney, Alex	QB	6-4	220	11/11/87	2	Monmouth (Ill.)	Lexington, Ill.	FA-'15
52	Wallace, Aaron *	OLB	6-2	242	7/8/93	2	UCLA	San Diego, Calif.	D7a-'16

Active Roster Count: 53

As of Jan. 7, 2017

* Eligible to Return From Reserve/Injured

HEAD COACH: MIKE MULARKEY

ASSISTANT COACHES: DICK LeBEAU (assistant head coach/defensive coordinator), TERRY ROBISKIE (offensive coordinator), CRAIG AUKERMAN (assistant special teams), BRANDON BLANEY (defensive assistant), SYLVESTER CROOM (running backs), NICK EASON (defensive line), RUSS GRIMM (offensive line), STEVE HOFFMAN (special teams), FRISMAN JACKSON (wide receivers), STEVE JACKSON (assistant secondary), TOM KANAVY (assistant strength and conditioning coach), JASON MICHAEL (quarterbacks), TAYLOR PORTER (strength and conditioning assistant), ARTHUR SMITH (tight ends), LOU SPANOS (linebackers), LUKE STECKEL (assistant wide receivers), MIKE SULLIVAN (assistant offensive line), DESHEA TOWNSEND (secondary), STEVE WATTERSON (assistant head coach/strength and conditioning), KEITH WILLIS (assistant defensive line)

GAME PREVIEW

TEAM NOTES

PLAYER NOTES

MEDIA

STATISTICS

ROSTERS

TENNESSEE TITANS NUMERICAL ROSTER

NO.	NAME	POS.	HT.	WT.	AGE	EXP.	COLLEGE	HOMETOWN	ACQUIRED
3	Brandon Weeden	QB	6-3	230	34	6	Oklahoma State	Oklahoma City, Okla.	FA-'17
4	Ryan Succop	K	6-2	218	31	9	South Carolina	Hickory, N.C.	FA-'14
6	Brett Kern	P	6-2	214	31	10	Toledo	Grand Island, N.Y.	W (DEN)-'09
8	Marcus Mariota	QB	6-4	222	24	3	Oregon	Honolulu, Hawaii	D1-'15
13	Taywan Taylor	WR	5-11	203	22	R	Western Kentucky	Louisville, Ky.	D3a-'17
14	Eric Weems	WR	5-9	195	32	10	Bethune-Cookman	Ormond Beach, Fla.	UFA (ATL)-'17
16	Matt Cassel	QB	6-4	228	35	13	Southern California	Northridge, Calif.	UFA (DAL)-'16
18	Rishard Matthews	WR	6-0	217	28	6	Nevada	Santa Ana, Calif.	UFA (MIA)-'16
21	Da'Norris Searcy	S	5-11	207	29	7	North Carolina	Decatur, Ga.	UFA (BUF)-'15
22	Derrick Henry	RB	6-3	247	24	2	Alabama	Yulee, Fla.	D2c-'16
23	Brice McCain	CB	5-9	190	31	9	Utah	Terrell, Texas	FA-'16
24	Kalan Reed	CB	5-11	192	24	1	Southern Mississippi	Birmingham, Ala.	D7b-'16
25	Adoree' Jackson	CB	5-10	186	22	R	Southern California	East St. Louis, Ill.	D1b-'17
26	Logan Ryan	CB	5-11	195	26	5	Rutgers	Voorhees, N.J.	UFA (NE)-'17
28	Khalfani Muhammad	RB	5-7	174	23	R	California	Inglewood, Calif.	D7c-'17
29	DeMarco Murray	RB	6-1	220	29	7	Oklahoma	Las Vegas, Nev.	T (PHI)-'16
31	Kevin Byard	S	5-11	212	24	2	Middle Tennessee State	Lithonia, Ga.	D3-'16
32	David Fluellen	RB	5-11	224	25	1	Toledo	Lockport, N.Y.	FA-'15
33	Tye Smith	CB	6-0	195	24	2	Towson	Raleigh, N.C.	FA-'17
35	Curtis Riley	DB	6-0	190	25	3	Fresno State	Orlando, Fla.	FA-'15
37	Johnathan Cyprien	S	6-0	223	27	5	Florida International	North Miami Beach, Fla.	UFA (JAX)-'17
41	Brynden Trawick	S	6-2	225	28	5	Troy	Marietta, Ga.	UFA (OAK)-'17
44	Josh Carraway	OLB	6-3	242	23	R	Texas Christian	Flower Mound, Texas	D7a-'17
48	Beau Brinkley	LS	6-4	260	27	6	Missouri	Kearney, Mo.	FA-'12
50	Nate Palmer	LB	6-2	248	28	5	Illinois State	Chicago, Ill.	W (GB)-'16
53	Daren Bates	LB	5-11	225	27	5	Auburn	Olive Branch, Miss.	UFA (OAK)-'17
54	Avery Williamson	LB	6-1	246	25	4	Kentucky	Milan, Tenn.	D5-'14
55	Jayon Brown	LB	6-0	226	22	R	UCLA	Long Beach, Calif.	D5-'17
59	Wesley Woodyard	LB	6-0	233	31	10	Kentucky	LaGrange, Ga.	UFA (DEN)-'14
60	Ben Jones	C	6-3	308	28	6	Georgia	Brent, Ala.	UFA (HOU)-'16
61	Corey Levin	G/C	6-4	307	23	R	Chattanooga	Dacula, Ga.	D6-'17
62	Brian Schwenke	C/G	6-3	318	26	5	California	Oceanside, Calif.	D4-'13
64	Josh Kline	G	6-3	300	28	5	Kent State	Mason, Ohio	W (NE)-'16
67	Quinton Spain	G	6-4	330	26	3	West Virginia	Petersburg, Va.	FA-'15
71	Dennis Kelly	G/T	6-8	321	27	6	Purdue	Chicago Heights, Ill.	T (PHI)-'16
77	Taylor Lewan	T	6-7	309	26	4	Michigan	Cave Creek, Ariz.	D1-'14
78	Jack Conklin	T	6-6	308	23	2	Michigan State	Plainwell, Mich.	D1-'16
81	Jonnu Smith	TE	6-3	248	22	R	Florida International	Ocala, Fla.	D3b-'17
82	Delanie Walker	TE	6-2	248	33	12	Central Missouri	Pomona, Calif.	UFA (SF)-'13
83	Harry Douglas	WR	6-0	183	33	10	Louisville	Jonesboro, Ga.	FA-'15
84	Corey Davis	WR	6-3	209	22	R	Western Michigan	Wheaton, Ill.	D1a-'17
87	Eric Decker	WR	6-3	214	30	8	Minnesota	Cold Spring, Minn.	FA-'17
88	Luke Stocker	TE	6-5	253	29	7	Tennessee	Berea, Ky.	FA-'17
89	Phillip Supernaw	TE	6-5	255	27	4	Ouachita Baptist	Katy, Texas	FA-'15
91	Derrick Morgan	OLB	6-4	261	29	8	Georgia Tech	Coatesville, Pa.	D1-'10
92	Kevin Dodd	OLB	6-5	277	25	2	Clemson	Greenville, S.C.	D2a-'16
93	Erik Walden	OLB	6-2	250	32	10	Middle Tennessee State	Dublin, Ga.	FA-'17
94	Austin Johnson	DL	6-4	314	23	2	Penn State	Galloway, N.J.	D2b-'16
95	David King	DE	6-4	281	28	2	Oklahoma	Houston, Texas	T (KC)-'17
96	Sylvester Williams	NT	6-2	313	29	5	North Carolina	Jefferson City, Mo.	UFA (DEN)-'17
97	Karl Klug	DL	6-3	278	29	7	Iowa	Caledonia, Minn.	D5-'11
98	Brian Orakpo	OLB	6-4	257	31	9	Texas	Houston, Texas	UFA (WAS)-'15
99	Jurrell Casey	DT	6-1	305	28	7	Southern California	Long Beach, Calif.	D3-'11

PRACTICE SQUAD (10):

15	Darius Jennings	WR	5-10	180	25	1	Virginia	Baltimore, Md.	FA-'17
17	Zach Pascal	WR	6-2	219	23	R	Old Dominion	Upper Marlboro, Md.	FA-'17
30	Denzel Johnson	S	6-0	198	23	R	Texas Christian	Columbia, S.C.	FA-'17
39	Jeremy Boykins	CB	6-1	183	22	R	Central Florida	Jacksonville, Fla.	FA-'17
68	Cody Wichmann	OL	6-5	325	25	3	Fresno State	Mariposa, Calif.	FA-'17
69	Tyler Marz	T	6-7	316	25	1	Wisconsin	Springfield, Minn.	FA-'16
70	Johnny Maxey	DE	6-5	283	24	1	Mars Hill	Columbia, S.C.	FA-'17
72	Julius Warmusley	DE	6-2	297	27	2	Tulane	Baton Rouge, La.	FA-'17
75	Antwaun Woods	NT	6-1	318	25	1	Southern California	Los Angeles, Calif.	FA-'16
85	Tim Semisch	TE	6-8	275	26	1	Northern Illinois	Omaha, Neb.	FA-'17

RESERVE/INJURED (6):

11	Alex Tanney	QB	6-4	220	30	2	Monmouth (Ill.)	Lexington, Ill.	FA-'15
19	Tajaé Sharpe	WR	6-2	194	23	2	Massachusetts	Piscataway, N.J.	D5a-'16
36	LeShaun Sims *	CB	6-0	203	24	2	Southern Utah	Las Vegas, Nev.	D5b-'16
51	Victor Ochi	OLB	6-1	242	24	1	Stony Brook	Harlem, N.Y.	FA-'17
52	Aaron Wallace *	OLB	6-2	242	24	2	UCLA	San Diego, Calif.	D7a-'16
90	DaQuan Jones *	DL	6-4	322	26	4	Penn State	Johnson City, N.Y.	D4a-'14

Active Roster Count: 53 As of Jan. 7, 2017 * Eligible to Return From Reserve/Injured

HEAD COACH: MIKE MULARKEY

ASSISTANT COACHES: DICK LeBEAU (assistant head coach/defensive coordinator), TERRY ROBISKIE (offensive coordinator), CRAIG AUKERMAN (assistant special teams), BRANDON BLANEY (defensive assistant), SYLVESTER CROOM (running backs), NICK EASON (defensive line), RUSS GRIMM (offensive line), STEVE HOFFMAN (special teams), FRISMAN JACKSON (wide receivers), STEVE JACKSON (assistant secondary), TOM KANAVY (assistant strength and conditioning coach), JASON MICHAEL (quarterbacks), TAYLOR PORTER (strength and conditioning assistant), ARTHUR SMITH (tight ends), LOU SPANOS (linebackers), LUKE STECKEL (assistant wide receivers), MIKE SULLIVAN (assistant offensive line), DESHEA TOWNSEND (secondary), STEVE WATTERSON (assistant head coach/strength and conditioning), KEITH WILLIS (assistant defensive line)

HOW ACQUIRED KEY: FA (free agent), UFA (unrestricted free agent), RFA (restricted free agent), D (draft pick), W (waivers), T (trade)

GAME PREVIEW

TEAM NOTES

PLAYER NOTES

MEDIA

STATISTICS

ROSTERS