

# NEW YORK JETS

## GAME INFORMATION

Sunday, December 31, 2017 | 1:00 p.m. | CBS | Gillette Stadium

NEW YORK  
JETS



NEW ENGLAND  
PATRIOTS

## TABLE OF CONTENTS





Contents   Schedule.....	2
Game Notes .....	3
Probable Starters .....	4
Game Preview .....	5
Matchup History.....	6
Connections .....	7
Quote Database.....	8
By The Numbers .....	12
Team Notes .....	13
Todd Bowles.....	22
Coaching Capsules .....	24
Building the Jets.....	29
Roster Breakdown .....	30
Hometown Breakdown.....	31
Social Media Breakdown.....	32
Personnel Moves .....	33
Offensive Statistics .....	36
Defensive Statistics.....	37
The Last Time... ..	38
Supplemental Statistics.....	41
Player Participation .....	58
Roster   Experience .....	59
Roster   Position .....	60
Roster   Depth Chart.....	62
Roster   Alphabetical .....	63
Roster   Numerical .....	64



NEW YORK JETS at NEW ENGLAND PATRIOTS | 01/16/11

## PRESEASON SCHEDULE

2-2

1	08 12	Saturday		Tennessee <b>Titans</b>	W, 7-3
2	08 19	Saturday		Detroit <b>Lions</b>	L, 6-16
3	08 26	Saturday		New York <b>Giants</b>	L, 31-32
4	08 31	Thursday		Philadelphia <b>Eagles</b>	W, 16-10

## SEASON SCHEDULE

5-10

1	09 10	Sunday		Buffalo <b>Bills</b>	L, 12-21
2	09 17	Sunday		Oakland <b>Raiders</b>	L, 20-45
3	09 24	Sunday		Miami <b>Dolphins</b>	W, 20-6
4	10 01	Sunday		Jacksonville <b>Jaguars</b>	W, 23-20 (OT)
5	10 08	Sunday		Cleveland <b>Browns</b>	W, 17-14
6	10 15	Sunday		New England <b>Patriots</b>	L, 17-24
7	10 22	Sunday		Miami <b>Dolphins</b>	L, 28-31
8	10 29	Sunday		Atlanta <b>Falcons</b>	L, 20-25
9	11 02	Thursday		Buffalo <b>Bills</b>	W, 34-21
10	11 12	Sunday		Tampa Bay <b>Buccaneers</b>	L, 10-15
11				<b>BYE WEEK</b>	
12	11 26	Sunday		Carolina <b>Panthers</b>	L, 27-35
13	12 03	Sunday		Kansas City <b>Chiefs</b>	W, 38-31
14	12 10	Sunday		Denver <b>Broncos</b>	L, 0-23
15	12 17	Sunday		New Orleans <b>Saints</b>	L, 19-31
16	12 24	Sunday		Los Angeles <b>Chargers</b>	L, 7-14
17	12 31	Sunday		New England <b>Patriots</b>	1:00 p.m. CBS

HOME

ROAD



# Game Notes



## HEADLINES

**BILAL POWELL:** Last week vs. LAC, RB **Bilal Powell** scampered for a 57-yard touchdown run, the second-longest run of his career. **Powell** finished the contest with 145 yards and a touchdown on 19 carries (7.6 yards-per-carry). On the season, the seven-year veteran has set career-highs with 726 rushing yards and five rushing touchdowns.

With runs of 57 and 41 yards against LAC, **Powell** had two carries of longer than 40 yards in the same game for the first time of his career and increased his season total to four runs of 40 yards or longer, the most in a single season in team history. Since 2016, **Powell** ranks 13th in the NFL with 43 rushes of 10 or more yards, despite recording more than 100 carries less than the rest of the league leaders. Among running backs with at least 200 rush attempts since 2016, **Powell** ranks first in percentage of carries that result in a gain of 10 or more yards.

### Big Play Rushing Percentage Leaders (Since 2016)

Player	Team	Rushes	Avg.	10+ 10 + Pct.
<b>Bilal Powell</b>	<b>NYJ</b>	<b>296</b>	<b>4.89</b>	<b>43 14.5</b>
Jordan Howard	CHI	519	4.67	75 14.5
Dion Lewis	NE	218	4.98	29 13.3
Jay Ajayi	PHI	454	4.61	60 13.2
LeSean McCoy	BUF	510	4.70	67 13.1

**SPECIAL TEAMS:** The Jets opened the game with a surprise inside kick last week vs. LAC that was successfully recovered by S **Marcus Maye** at the NYJ 48, marking K **Chandler Catanzaro's** first-career successful inside kick and the team's first successful attempt since WR Brandon Marshall recovered a K Nick Folk inside attempt at NE (10/25/15). By recovering the kick within the first 30 seconds of the game, the Jets became the first team to accomplish this feat since PHI at NYG (12/30/12).

P **Lachlan Edwards** and the coverage units also made an impact in the game vs. LAC (12/24), helping limit LAC's starting field position after punts to their own 15-yard line. On **Edwards'** first punt of the game, S **Terrence Brooks** downed the ball on the LAC one-yard line, **Edwards'** first of a career-best five punts inside the 20-yard line. Heading into the final week of the season, **Edwards** ranks tied for third in the league with 31 punts inside the 20.

### NFL Punting Leaders (Punts Inside the 20)

Player	Avg.	Net Avg.	In. 20	Lg
Sam Koch (BLT)	45.2	40.5	37	67
Kevin Huber (CIN)	47.0	41.1	32	63
<b>Lachlan Edwards (NYJ)</b>	<b>46.6</b>	<b>40.5</b>	<b>31</b>	<b>70</b>
Bradley Pinion (SF)	43.4	41.3	31	59
Chris Jones (DAL)	44.0	41.9	30	62

**TEAM DEFENSE:** The Jets defense held LAC to 14 points and five-for-15 on third down conversions (33.3%), holding them below their season average in both areas. From Weeks 11 to 15, LAC had ranked near the top of the league in each category, ranking sixth in points per game (28.8) and third in third down conversions (49.3%).

In the first half of the game, DL **Xavier Cooper** batted a ball down at the line of scrimmage, giving the Jets defensive line 15 passes defended this season. The Jets 15 passes defended is tied for second in the NFL among defensive line units and are the most by a Jets defensive line since the team recorded 18 in 2001.



## GAME AT A GLANCE

<b>All-Time Record vs. NE:</b>		54-62-1	
<b>All-Time Record at NE (Away):</b>		25-33-1	
<b>Last Time vs. NE:</b>		L, 17-24 vs. NE (10/15/17)	
<b>Coach</b>	<b>HC Experience</b>	<b>Overall W/L</b>	<b>Postseason</b>
Todd Bowles	3rd Season	20-27	0-0
Bill Belichick	23rd Season	249-118	26-10
	CLE (1991-95)	36-44	1-1
	NE (2000-17)	213-74	25-9



## BROADCAST COVERAGE

**Television:** CBS

**Play-by-play:** Jim Nantz

**Analyst:** Tony Romo

**Sideline:** Tracy Wolfson

**Producer:** Jim Rikhooff

**Director:** Mike Arnold

**Jets Radio:** 98.7 FM WEPN (ESPN Radio)

**Play-by-play:** Bob Wischusen

**Analyst:** Marty Lyons

**Producer:** Joe Loughran

**Pre- and Post-Game:** Greg Buttle and Don La Greca

**Jets En Español Radio:** ESPN Deportes Nueva York 1050 AM

**Play-by-play:** Clemson Smith-Muñiz **Analyst:** Oscar Benitez

**Jets Radio Network:** WCHR - 105.7FM - Ocean, NJ; WHTK - 107.3FM/1280AM - Rochester, NY; WTMM - 104.5FM - Albany, NY



## COMMUNICATIONS CONTACTS

Department Social Media on Twitter|Instagram: ..... @NYJetsPR

Department Email: ..... [newyorkjets-mediarelations@jets.nfl.com](mailto:newyorkjets-mediarelations@jets.nfl.com)

Eric Gelfand ..... [egelfand@jets.nfl.com](mailto:egelfand@jets.nfl.com) ..... [973] 549-4577

Bruce Speight ..... [bspeight@jets.nfl.com](mailto:bspeight@jets.nfl.com) ..... [973] 549-4690

Jared Winley ..... [jwinley@jets.nfl.com](mailto:jwinley@jets.nfl.com) ..... [973] 549-4683

Meghan Gilmore ..... [mgilmore@jets.nfl.com](mailto:mgilmore@jets.nfl.com) ..... [973] 549-4684

Nikolaos Filis ..... [nfilis@jets.nfl.com](mailto:nfilis@jets.nfl.com) ..... [973] 549-4857



## WEEKLY SCHEDULE

### Wednesday, December 27th

1:10 - 1:40 p.m.	Media at Practice
3:45 - 4:00 p.m. (approx.)	Todd Bowles Press Conference
4:00 - 4:45 p.m.	Player Avail. (Open Locker Room)

### Thursday, December 28th

11:25 - 11:55 a.m.	Media at Practice
1:50 - 2:10 p.m. (approx.)	Coordinator Availability (Off.   Def.)
2:10 - 2:20 p.m. (approx.)	Todd Bowles Press Conference
2:20 - 3:05 p.m.	Player Avail. (Open Locker Room)
3:10 - 3:20 p.m.	Coordinator Availability (ST)

### Friday, December 29th

10:50 - 11:20 a.m.	Media at Practice
1:00 - 1:10 p.m.	Todd Bowles Press Conference
1:10 - 1:55 p.m. (approx.)	Player Avail. (Open Locker Room)

### Sunday, September 10th

1:00 p.m.	New York Jets at NE (Gillette Stadium)
-----------	--

*\*Press box defensive stats were used for Week 16*

# Probable Starters



## OFFENSE

WR	11	<b>Robby Anderson</b>	2nd Season
Appeared in all 15 games this season, leading the team in receptions (62), receiving yards (939) and receiving touchdowns (seven). His five-game touchdown streak from Week Seven to Week 12 made him just the seventh player in Jets history to accomplish the feat and the fifth player in team history to record this benchmark during one season.			
LT	68	<b>Kelvin Beachum</b>	6th Season
In his first season with the Jets (2017), has started all 15 games, helping block for a passing offense that ranks ninth in the NFL in completion percentage (64.1).			
LG	77	<b>James Carpenter</b>	7th Season
Has not missed a snap this season, playing 3,080 of a possible 3,133 offensive snaps since joining the Jets in 2015 as an unrestricted FA. Is part of a unit that blocked for an offense that totaled 194 rushing yards vs. BUF (11/2) during the Thursday Night Football victory and 197 vs. LAC (12/24).			
C	76	<b>Wesley Johnson</b>	4th Season
Started in the first 14 games this season before being sidelined due to injury in Week 16 (12/24), after starting eight of the last nine contests in 2016. Helped block for a passing offense that threw for 307 yards vs. CAR (11/26) and 331 yards vs. KC (12/3).			
RG	67	<b>Brian Winters</b>	5th Season
Former third-round selection by the Jets (2013) who has started in 13-of-15 games this season, missing Weeks Three (9/24) and 16 (12/24). Part of a unit that blocked for a passing offense that totaled 331 yards vs. KC (12/3) while allowing no sacks.			
RT	72	<b>Brandon Shell</b>	2nd Season
Second-year tackle who has started in 12-of-15 games this season, missing the JAX (10/1), ATL (10/29) and BUF (11/2) matchups due to injury. Helped block for a passing offense that threw for over 300 yards in Weeks 12 and 13.			
TE	88	<b>Austin Seferian-Jenkins</b>	4th Season
In 13 games this season, has tallied career highs with 50 receptions for 357 yards and three touchdowns. Logged a three-game touchdown streak from Weeks Five to Seven, including the go-ahead touchdown in the victory at CLV (10/8).			
WR	10	<b>Jermaine Kearse</b>	6th Season
Has started in 13-of-15 games this season after being acquired via trade with SEA (9/1). Ranks second on team with a career-best 6 receptions, 751 receiving yards and five receiving touchdowns.			
QB	9	<b>Bryce Petty</b>	3rd Season
Has played in nine games (six starts) in his career. This season, has completed 36-of-76 passes for 312 yards with one touchdown and three interceptions.			
RB	22	<b>Matt Forte</b>	10th Season
Has played in 12-of-15 contests. Rushed for two touchdowns in Week Nine vs. BUF (11/2), the 14th multi-touchdown performance of his career, and logged his first receiving touchdown of the season in Week 13 vs. KC (12/3).			
RB	29	<b>Bilal Powell</b>	7th Season
Started in nine-of-14 games he has appeared in, missing Week Six (10/15) with an injury. Has three rushes of over 50 yards this season (a career-long 75 vs. JAX, 51 vs. BUF and 57 vs. LAC), becoming the first player in Jets history to do so. Posted a season-best in rushing touchdowns with five and rushing yards with 726.			

## KEY RESERVES

RB	25	<b>Elijah McGuire</b>	Rookie
Drafted by the Jets in the sixth-round of the 2017 NFL Draft. Has seen action in all 15 games, earning starts vs. NE (10/15) and at DEN (12/10). Has tallied 321 yards on 84 carries, including the longest run by a rookie in Jets history on his first-career touchdown, a 69-yarder vs. JAX (10/1) and the longest reception of the season by a Jets running back, a 38-yarder at NO (12/17).			
TE	83	<b>Eric Tomlinson</b>	2nd Season
Since being acquired by the Jets, has appeared in 20 games (17 starts) over two seasons, recording his first career touchdown in Week Eight vs. ATL (10/29) on a 20-yard reception during the opening drive. Has four catches of over 20 yards, including a career-long 34-yard grab at CLV (10/8).			
FB	44	<b>Lawrence Thomas</b>	2nd Season
Second-year player who transitioned from defensive lineman to fullback this season. Has recorded six receptions for 43 yards.			

## KICKER

K	7	<b>Chandler Catanzaro</b>	4th Season
Owns a career mark of 85.2% on field goals with a long of 60 yards. Kicked the fifth game-winning field goal of his career with a 41-yarder vs. JAX (10/1) and the longest field goal in Jets history with a 57-yarder at CLV (10/8). One of only six kickers in the AFC to successfully convert at least 13 field goal attempts of 40+ yards in 2017.			

## DEFENSE

DL	92	<b>Leonard Williams</b>	3rd Season
Started in all 15 games this season, registering 63 tackles, 2.0 sacks and leads the team with 27 quarterback hits. Recorded first-career interception in Week 15 at NO (12/17).			
DL	99	<b>Steve McLendon</b>	8th Season
In his second year with the Jets after signing as an unrestricted free agent, has played in 26 contests (22 starts) as part of a run defense that has held their opponent to under 70 yards 10 times in the past two seasons. Has recorded a career-high in tackles (50).			
DL	96	<b>Muhammad Wilkerson</b>	7th Season
Has played in 13-of-15 games this season, totaling 59 tackles (including four for loss) and is second on the team with 3.5 sacks. Also has nine quarterback hits and four passes defended. Logged an interception in Week Seven at MIA (10/29).			
OLB	95	<b>Josh Martin</b>	5th Season
Has appeared in 13-of-15 games (seven starts) this season, missing Weeks Four (10/1) and Five (10/8) due to injury. Leads the team with 11 tackles for loss, ranks second with 17 quarterback hits and stands third with 16 special teams tackles.			
ILB	58	<b>Darron Lee</b>	2nd Season
Has started all 14 games in which he appeared, totaling a career-best 114 tackles, including nine for loss. Tied or led the team in tackles in Weeks Six vs. NE (10/15), Seven at MIA (10/22), Nine vs. BUF (11/2), 15 at NO (12/17) and 16 vs. LAC (12/24). Tied for third with 3.0 sacks.			
ILB	56	<b>Demario Davis</b>	6th Season
Former third-round draft pick (2012) who re-joined the Jets via trade with CLV (6/1). Leads the team in tackles (154) and sacks (5.0), and has at least shared for a team lead in tackles in 10-of-15 games, reaching the double-digit plateau in 10, including a career-high with 16 in Week 14 at DEN (12/10).			
OLB	48	<b>Jordan Jenkins</b>	2nd Season
Second-year linebacker who has started 14-of-15 games this season, totaling 53 tackles and 3.0 sacks. Tallied his first-career multi-sack performance with 2.0 sacks and a forced fumble in Week Nine vs. BUF (11/2), earning AFC Defensive Player of the Week honors for his efforts.			
CB	41	<b>Buster Skrine</b>	7th Season
Started all 14 games he's played this season, missing Week Eight vs. ATL (10/29) due to an injury. Has logged 59 tackles, leads the team with 10 passes defended, has an interception and is the only CB in the NFL with multiple forced fumbles and fumble recoveries.			
CB	21	<b>Morris Claiborne</b>	6th Season
Started all 14 games he has played, missing Week Nine vs. BUF (11/2), registering 38 tackles and nine passes defended. Shifted momentum against CLV (10/8) with a career-long 28-yard interception return that set up the Jets go-ahead touchdown.			
SS	33	<b>Jamal Adams</b>	Rookie
The Jets first-round pick in the 2017 NFL Draft (sixth overall). Has started in all 15 games of the 2017 season and ranks fourth on the team with 73 total tackles. Has also registered five passes defended, including one at MIA (10/22) that led to an interception, 2.0 sacks for 18 yards, a forced fumble and two fumbles recovered.			
FS	26	<b>Marcus Maye</b>	Rookie
Drafted by the Jets in the second round of the 2017 NFL Draft. Has started in all 15 games of the 2017 season, leading the secondary with 75 tackles. Also tied for team-lead with two interceptions.			

## KEY RESERVES

DL	74	<b>Xavier Cooper</b>	3rd Season
Signed with the Jets as a free agent (10/31) and has appeared in each of the last seven games. Has totaled 10 tackles (one for loss), two quarterback hits and a pass defended, which led to a Leonard Williams interception at NO (12/17).			
DL	94	<b>Kony Ealy</b>	4th Season
Claimed (NE) by the Jets (8/27) prior to the start of the season. Has appeared in 14 of the first 15 contests (four starts), missing the Week Five game at CLV (10/8) with an injury. Tied for second in passes defended (nine), which includes the most in a single game in franchise history by a defensive lineman with four vs. JAX (10/1).			
CB	32	<b>Juston Burris</b>	2nd Season
Has appeared in 13-of-15 games this season (one starts), missing the CLV (10/8) and KC (12/3) games with an injury. Has recorded 12 tackles (one for loss), an interception in Week One at BUF (9/10) and forced and recovered a fumble in Week 9 vs. BUF (11/2).			

## PUNTER

P	4	<b>Lachlan Edwards</b>	2nd Season
Has placed 31 punts inside the 20-yard line this season, tied for the third-most in the NFL, while accumulating a 40.5 net punting average. Set the NFL record for longest overtime punt of 70 yards in Week Four vs. JAX (10/1).			



# Game Preview

## MATCHUP

### NEW YORK JETS

<b>Total Offense</b>	309.1	24th
<b>Passing Offense</b>	198.3	24th
<b>Rushing Offense</b>	110.8	17th
<b>Scoring Offense</b>	19.5	22nd
<b>Sacks Allowed</b>	43.0	t-23rd
<b>Third Down Offense</b>	37.5%	20th
<b>Red Zone Offense</b>	56.3%	t-10th
<b>Total Defense</b>	353.7	24th
<b>Passing Defense</b>	237.7	23rd
<b>Rushing Defense</b>	116.0	19th
<b>Scoring Defense</b>	23.7	23rd
<b>Sacks</b>	26.0	t-26th
<b>Third Down Defense</b>	37.9%	13th
<b>Red Zone Defense</b>	54.2%	19th
<b>Takeaways</b>	20	t-17th
<b>Giveaways</b>	24	t-23rd

### NEW ENGLAND PATRIOTS

<b>Total Defense</b>	29th	373.9
<b>Passing Defense</b>	29th	254.2
<b>Rushing Defense</b>	26th	119.7
<b>Scoring Defense</b>	t-7th	19.3
<b>Sacks</b>	t-12th	38.0
<b>Third Down Defense</b>	27th	41.8%
<b>Red Zone Defense</b>	5th	44.7%
<b>Total Offense</b>	1st	398.5
<b>Passing Offense</b>	1st	282.3
<b>Rushing Offense</b>	t-13th	116.1
<b>Scoring Offense</b>	3rd	28.8
<b>Sacks Allowed</b>	t-14th	33.0
<b>Third Down Offense</b>	t-8th	41.7%
<b>Red Zone Offense</b>	7th	59.1%
<b>Takeaways</b>	t-22nd	18
<b>Giveaways</b>	2nd	12

## STATISTICAL LEADERS

Category	JETS	No.	Category	PATRIOTS	No.
Completion Percentage	McCown <sup>IR</sup>	67.3%	Completion Percentage	Brady	67.5%
Passing Yards	McCown <sup>IR</sup>	2,926	Passing Yards	Brady	4,387
Passer Rating	McCown <sup>IR</sup>	94.5	Passer Rating	Brady	104.2
Rushing Yards	Powell	726	Rushing Yards	Lewis	803
Rushing Touchdowns	McCown <sup>IR</sup>   Powell	5	Rushing Touchdowns	Burkhead   Gillislee   Lewis	5
Receptions	Anderson	62	Receptions	Gronkowski	69
Receiving Yards	Anderson	939	Receiving Yards	Gronkowski	1,084
Receiving Touchdowns	Anderson	7	Receiving Touchdowns	Gronkowski	8
Yards from Scrimmage	Anderson	947	Yards from Scrimmage	Gronkowski	1,084
First Downs	Anderson   Powell	36	First Downs	Gronkowski	57
Tackles	Davis	154	Tackles	McCourty	89
Sacks	Davis	5.0	Sacks	Flowers	6.5
Interceptions	Brooks   Maye	2	Interceptions	Harmon	4
Forced Fumbles	Lee   Skrine	2	Forced Fumbles	Butler	3
Special Teams Tackles	Miles	21	Special Teams Tackles	Four Tied	8
Punt Return Average	Kerley <sup>NWT</sup>	5.3	Punt Return Average	Amendola	9.0
Kick Return Average	Natson	21.6	Kick Return Average	Lewis	24.8
Scoring Non-Kicking	Anderson	42	Scoring Non-Kicking	Gronkowski	50
Scoring	Catanzaro	98	Scoring	Gostkowski	150

<sup>IR</sup>Injured Reserve <sup>NWT</sup>Not With Team

# Matchup History



formerly **BOSTON PATRIOTS** [1960-70]

OVERALL: 54-62-1 (1-2 Postseason)				HOME: 29-29 (0-1 Postseason)				AWAY: 25-33-1 (1-1 Postseason)							
09/17/60	BOSTON	L	24-28	10/05/75	NEW ENGLAND	W	36-7	09/30/90	at New England	W	37-13	12/26/05	NEW ENGLAND	L	21-31
11/11/60	at Boston	L	21-38	12/07/75	at New England	W	30-28	12/23/90	NEW ENGLAND	W	42-7	09/17/06	NEW ENGLAND	L	17-24
09/09/61	at Boston	W	21-20	10/18/76	at New England	L	7-41	11/17/91	at New England	W	28-21	11/12/06	at New England	W	17-14
10/01/61	BOSTON	W	37-30	11/21/76	NEW ENGLAND	L	24-38	12/15/91	NEW ENGLAND	L	3-6	01/07/07	at New England	L	16-37
10/06/62	BOSTON	L	14-43	10/02/77	NEW ENGLAND	W	30-27	10/04/92	NEW ENGLAND	W	30-21		[AFC Wild Card Playoff]		
11/30/62	at Boston	L	17-24	10/30/77	at New England	L	13-24	11/22/92	at New England	L	3-24	09/09/07	NEW ENGLAND	L	14-38
09/08/63	at Boston	L	14-38	10/21/78	at New England	L	21-55	09/26/93	NEW ENGLAND	W	45-7	12/16/07	at New England	L	10-20
10/05/63	BOSTON	W	31-24	11/19/78	NEW ENGLAND	L	17-19	11/28/93	at New England	W	6-0	09/14/08	NEW ENGLAND	L	10-19
09/27/64	at Boston	L	10-26	09/09/79	at New England	L	3-56	10/16/94	NEW ENGLAND	W	24-17	11/13/08	at New England	W	34-31 (OT)
10/31/64	BOSTON	W	35-14	12/09/79	NEW ENGLAND	W	27-26	12/04/94	at New England	L	13-24	09/20/09	NEW ENGLAND	W	16-9
11/14/65	at Boston	W	30-20	10/05/80	NEW ENGLAND	L	11-21	11/05/95	NEW ENGLAND	L	7-20	11/22/09	at New England	L	14-31
11/28/65	BOSTON	L	23-27	11/02/80	at New England	L	21-34	12/10/95	at New England	L	28-31	09/19/10	NEW ENGLAND	W	28-14
10/02/66	at Boston	T	24-24	10/11/81	NEW ENGLAND	W	28-24	11/10/96	NEW ENGLAND	L	27-31	12/06/10	at New England	L	3-45
12/17/66	BOSTON	W	38-28	11/15/81	at New England	W	17-6	12/08/96	at New England	L	10-34	01/16/11	at New England	W	28-21
10/29/67	BOSTON	W	30-23	09/19/82	at New England	W	31-7	09/14/97	at New England	L	24-27 (OT)		[AFC Divisional Playoff]		
11/19/67	at Boston	W	29-24	09/18/83	at New England	L	13-23	10/19/97	NEW ENGLAND	W	24-19	10/09/11	at New England	L	21-30
09/22/68	at Boston	W	47-31	11/27/83	NEW ENGLAND	W	26-3	10/19/98	at New England	W	24-14	11/13/11	NEW ENGLAND	L	16-37
	[at Birmingham, AL]			09/30/84	NEW ENGLAND	L	21-28	12/27/98	NEW ENGLAND	W	31-10	10/21/12	at New England	L	26-29 (OT)
10/27/68	BOSTON	W	48-14	10/28/84	at New England	L	20-30	09/12/99	NEW ENGLAND	L	28-30	11/22/12	NEW ENGLAND	L	19-49
10/05/69	at Boston	W	23-14	10/20/85	at New England	L	13-20	11/15/99	at New England	W	24-17	09/17/13	at New England	L	10-13
10/26/69	BOSTON	W	23-17	11/24/85	NEW ENGLAND	W	16-13 (OT)	09/11/00	NEW ENGLAND	W	20-19	10/20/13	NEW ENGLAND	W	30-27 (OT)
09/27/70	at Boston	W	31-21	12/28/85	NEW ENGLAND	L	14-26	10/15/00	at New England	W	34-17	10/16/14	at New England	L	25-27
11/22/70	BOSTON	W	17-3		[AFC Wild Card Playoff]			09/23/01	at New England	W	10-3	12/21/14	NEW ENGLAND	L	16-17
10/10/71	at New England	L	0-20	09/11/86	NEW ENGLAND	L	6-20	12/02/01	NEW ENGLAND	L	16-17	10/25/15	at New England	L	23-30
12/12/71	NEW ENGLAND	W	13-6	10/12/86	at New England	W	31-24	09/15/02	NEW ENGLAND	L	7-44	12/27/15	NEW ENGLAND	W	26-20 (OT)
10/15/72	at New England	W	41-13	09/21/87	NEW ENGLAND	W	43-24	12/22/02	at New England	W	30-17	11/27/16	NEW ENGLAND	L	17-22
10/29/72	NEW ENGLAND	W	34-10	12/13/87	at New England	L	20-42	09/21/03	at New England	L	16-23	12/24/16	at New England	L	3-41
10/14/73	at New England	W	9-7	09/04/88	at New England	L	3-28	12/20/03	NEW ENGLAND	L	16-21	10/15/17	NEW ENGLAND	L	17-24
11/11/73	NEW ENGLAND	W	33-13	11/13/88	NEW ENGLAND	L	13-14	10/24/04	at New England	L	7-13				
10/13/74	NEW ENGLAND	L	0-24	09/10/89	NEW ENGLAND	L	24-27	12/26/04	NEW ENGLAND	L	7-23				
11/17/74	at New England	W	21-16	11/05/89	at New England	W	27-26	12/04/05	at New England	L	3-16				

## SINGLE-GAME RECORDS:

### PASSING YARDS

Player	Cmp/Att	Yds	Date
1. Ken O'Brien	22/29	386	11/05/89
2. Joe Namath	22/43	362	10/29/67

### PASSING TOUCHDOWNS

Player	TDs	Date
1t. Three Tied, Most Recently		
Vinny Testaverde	4	12/27/98

### RUSHING YARDS

Player	Att	Yds	Date
1. John Riggins	32	168	10/15/72
2. John Riggins	20	152	12/07/75

### RUSHING TOUCHDOWNS

Player	TDs	Date
1t. Five Tied, Most Recently		
Curtis Martin	3	10/15/00

### RECEPTIONS

Player	Rec	Date
1. Art Powell	11	10/06/62
Bake Turner	11	10/31/64

### RECEIVING YARDS

Player	Yds	Date
1. Keyshawn Johnson	194	09/12/99
2. Rob Moore	175	09/30/90

### RECEIVING TOUCHDOWNS

Player	TDs	Date
1t. Nine Tied, Most Recently		
Brandon Marshall	2	12/27/15

### MOST FIELD GOALS

Player	FGs	Date
1t. Five Tied, Most Recently		
Nick Folk	4/5	10/16/14

## LONGEST PLAYS:

### LONGEST PASSING PLAY

Player	Yds	Date
1. Ken O'Brien to Wesley Walker	88t	11/24/85
2. Chad Pennington to Jericho Cotchery <sup>WC</sup>	77t	01/07/07

### LONGEST RUSHING PLAY

Player	Yds	Date
1. Mark Smolinski	56	09/08/63
2. Leon Washington	49	12/16/07

## THE LAST TIME:

### 300-YARD PASSER

By JETS:	354 (31-47   2 TD   2 INT), Josh McCown, 10/15/17
By OPP:	355 (34-54   2 TD   0 INT), Tom Brady, 10/25/15

### 100+ QUARTERBACK RATING

By JETS:	115.2 (22-32   2 TD   0 INT), Ryan Fitzpatrick, 11/27/16
By OPP:	124.6 (17-27   3 TD   0 INT), Tom Brady, 12/24/16

### 100-YARD RUSHER

By JETS:	107 (21 att.   1 TD), Chris Ivory, 10/16/14
By OPP:	136 (27 att.   2 TDs), BenJarvus Green-Ellis, 10/09/11

### 100-YARD RECEIVER

By JETS:	109 (5 rec.   1 TD), Quincy Enunwa, 11/27/16
By OPP:	108 (11 rec.   1 TD), Rob Gronkowski, 10/25/15

### MULTI-TOUCHDOWN PERFORMANCE

By JETS:	2 (2 rec TDs), Brandon Marshall, 12/27/15
By OPP:	2 (2 rec TDs), Rob Gronkowski, 10/15/17

### SPECIAL TEAMS RETURN TOUCHDOWN



















By JETS:	92-yard kickoff return, Leon Washington, 11/13/08
By OPP:	104-yard kickoff return, Devin McCourty, 10/21/12

<sup>WC</sup>Wild Card Playoff Game









# Connections

## NFL CONNECTIONS

 <b>S Terrence Brooks</b> (2014-16)	 <b>DL Lawrence Guy</b> (2014-16)	
 <b>DL Xavier Cooper</b> (2015-16), <b>CB Buster Skrine</b> (2011-14)	 <b>CB Johnson Bademosi</b> (2012-15), <b>QB Brian Hoyer</b> (2013-14)	
 <b>OL James Carpenter</b> (2011-14), <b>WR Jermaine Kearse</b> (2012-16)	 <b>DL Alan Branch</b> (2011-12)	
 <b>LB Josh Martin</b> (2015), <b>OL Jonothan Harrison</b> (2014-16), <b>OL Ben Ijalana</b> (2011-12)	 <b>TE Dwayne Allen</b> (2012-16), <b>WR Phillip Dorsett</b> (201-16), <b>DL Lwarence Guy</b> (2012-13) & <b>DL Ricky Jean Francois</b> (2013-14)	
 <b>LB Obum Gwacham</b> (2015-16)	 <b>WR Brandin Cooks</b> (2014-16)	
 <b>LB Julian Stanford</b> (2013-14)	 <b>LB Kyle Van Noy</b> (2014-16), <b>OL LaAdrian Waddle</b> (2013-15)	

## COACHING CONNECTIONS

 <b>Jimmie Johnson</b> (2006-13)	 <b>Brendan Daly</b> (2006-08, 2012-13), <b>Chad O'Shea</b> (2006-08)	
 <b>La'Roi Glover</b> (2010-15)	 <b>Brendan Daly</b> (2009-11), <b>Josh McDaniels</b> (2011)	

## FORMER JETS



### Bill Belichick (Head Coach)

Served as the Jets assistant head coach and defensive coordinator from 1997-99 under Bill Parcells.



### David Harris (Linebacker)

Spent the first 10 years of his career with the Jets (2007-16), ranking second in franchise history with 1,260 tackles, while also posting 35.0 sacks, six interceptions and 11 forced fumbles.



### Trevor Reilly (Linebacker)

Played linebacker for the Jets for two seasons (2014-15), appearing in 29 games.

## FORMER PATRIOTS



### Kony Ealy (Defensive Lineman)

Was traded to NE during the 2017 offseason, spending time there before joining the Jets via waivers (08/27/17).



### Mick Lombardi (Offensive Assistant/Assistant Quarterbacks Coach)

Entered the NFL with NE in 2011 as a scouting assistant, later serving as a scouting and coaching assistant with NE in 2012.



### Darryl Roberts (Cornerback)

Originally entered the NFL as an undrafted free agent with NE in 2015, spending his rookie season there on injured reserve.

## COLLEGE CONNECTIONS

 <b>K Chandler Catanzaro</b> (2009-13)		 <b>TE Dwayne Allen</b> (2008-11)
 <b>OL Jonothan Harrison</b> (2009-13), <b>S Marcus Maye</b> (2012-16)		 <b>RB Mike Gillislee</b> (2009-12)
 <b>LB Jordan Jenkins</b> (2012-15)		 <b>C David Andrews</b> (2011-14)
 <b>TE Neal Sterling</b> (2010-14)		 <b>WR Chris Hogan</b> (2010)
 <b>OL Brent Qvale</b> (2009-13)		 <b>RB Rex Burkhead</b> (2009-12)
 <b>CB Justin Burris</b> (2011-15)		 <b>G Joe Thuney</b> (2011-15)
 <b>LB Obum Gwachum</b> (2010-13)		 <b>WR Brandin Cooks</b> (2011-13)
 <b>C Wesley Johnson</b> (2009-13)		 <b>DL Adam Butler</b> (2012-16)

## TODD BOWLES

(On what made him believe in this team from the beginning...) "For us in here, it's just been putting in the work and getting to know each other and the chemistry coming together. You can see a lot from that standpoint. Now, you still have to execute, but it started in the spring and those guys have built it all the way until now. We still have some ways to go and we take some bumps in the road, but those guys stick together. They love being around each other and love playing together, so you have that kind of chance to win if you have those kind of things around you."

• Head Coach **TODD BOWLES** [11|03|17]

"Todd has been the leader. I've said this time and time again, he is a great coach. He has been the same guy even when I met him last year during free agency. He's was the same guy then as he is now – speaking the same language and talking about the same things. You can control what you can control, do what we do. It's about the New York Jets and nobody else. It's about the guys in this locker room – one team, one goal. That's been our motto all year. We're going to win with the guys in this locker room and that is what is most important and he has preached that. He hasn't changed, he hasn't wavered and he's held everybody accountable week in and week out. Nobody gets a pass, there is no favoritism. He says what he says, he does what he does and he's consistent. When you have a coach who is consistent and talks about winning all of the time, talks about how we're going to play all of the time, talks about how we're all going to be accountable – coaches, staff, players, that's important. As a man and as a player, I love him. I would run through a wall for him and I've only been here for a year. I love everything about him. I hope I'm here for a long time and I hope he's here for a long time because when you have coaches like that who you believe in and trust, it's important and it's good for our game, as a team."

• T **KELVIN BEACHUM** [12|04|17]

## KEVIN GREENE

"Kevin is a ball of fun every day and his energy is infectious. Kevin has a famous saying, "You have to have a hunter's heart." To sit in the room with him every day, you feel his energy and those guys feed off of him. He's laid a really high expectation for them. He wants the group to look like him in how they play should look and it's really contagious. He's tremendous."

• Defensive Coordinator **KACY RODGERS** [08|15|17]

## JOHN MORTON

"I think the thing that Johnny Mo (Morton) does a good job of is that he's been exposed to a lot of football and so take in, I think a lot of people have, but sometimes I think you forget some of the exposure that you have – you might go to this group and you forget how you ran the play – he's able to pull from different places he has been and he remembers the plays and says, "This will work about against this group, this will work against that group." I think that's a strength for him and for us it's as we get a game plan, he really knows how he wants to attack somebody, so yeah I would say very creative in that regard because he has a wide range of knowledge because of all of the places he's been and the different guys he has been able to work with."

• QB **JOSH McCOWN** [09|27|17]

"I think John has done a great job considering the pieces that he has to add – it seems like we're adding a guy every other week. Just blending those guys together and figuring out what they can do and still trying to get his offense off the ground. Some things we have to come along (from a) continuity standpoint, but from a management standpoint and calling plays and getting those guys to gel, he's been outstanding."

• Head Coach **TODD BOWLES** [10|11|17]

## 33

## JAMAL ADAMS

"We've talked about these two young safeties for a while now. I think they're gifted young players, special players. Not just physically, but their approach and how they carry themselves."

• QB **JOSH McCOWN** [08|05|17]

"He had some good plays. He's an exciting player. He did a lot of things the right way. He brings a lot of emotion with him. He got the team behind him, and got them into it."

• Head Coach **TODD BOWLES** [09|24|17]

(On why Adams graded well in his first NFL game..) "It wasn't so much just the plays. His eyes were good. His reads were good. Everything he did, he did it the right way. He made tackles when opportunities presented themselves. He made the plays he was supposed to make. He had a good ball game."

• Head Coach **TODD BOWLES** [09|11|17]



11

## ROBBY ANDERSON

(On if he has noticed any difference in how defenses are approaching Robby Anderson...) "There is, to a degree. Here and there, obviously, because you have to account for his speed. That's the thing, when you have a guy that can run like Robby can and has the home run ability, whenever he steps on the field you have to know where he's at from a defensive perspective, because you never know what play might be the one that he can make one big play and it's a touchdown. So yeah, I think we've seen people tweak a little bit, but at the same time, a lot of times people want to play their stuff, and so you have to pick and choose your opportunities and you have to be opportunistic whenever it comes up, whenever you get a one-on-one situation or something like that where you can take advantage of it."

• QB **JOSH McCOWN** [11|08|17]

(On Robby Anderson's growth throughout this season...) "He is just so much more of a technician in his route running...He's gotten so much better, and I think it's a credit to Karl Dorrell and Johnny (Morton) and the system and how he's being coached, and it's a credit to him and his ability to work. So he's been fun to throw it to, obviously. We say it all the time, he has that rare speed. It gives him a swing that a lot of guys don't have, and when you have that, if you can detail up the rest of your routes you can really become a threat in this league, and so I think we're seeing that with Robby. I think as we continue to improve, as he continues to improve, the sky is the limit for him."

• QB **JOSH McCOWN** [11|22|17]

32

## JUSTON BURRIS

"JB has really taken some big strides. We watch him and we're sitting there like, this guy is physical, and he's fast. Athletically, he can do everything we ask him, and the other night he didn't disappoint, so right now he's battling every day and so far we're pleased with where he's at."

• Defensive Coordinator **KACY RODGERS** [08|15|17]

56

## DEMARIO DAVIS

"When you talk about the character in this room, there is not another group that I would rather play with. The guys in this room always respond to adversity well – just been resilient all year. As far as the character goes, it's probably one of the best locker rooms I've been in. We just have to find a way to execute better and make those plays go our way, but as far as the character, it's a good group."

• LB **DEMARIO DAVIS** [12|24|17]

(On the difference in Davis this year versus his first stint with the Jets...) "He's night and day from a mental standpoint, the way he's reshaped his body, his dedication, his study habits. Everything that he's doing now, probably he didn't have to do it two years ago because David ran the show, but now that he's running the show – and I think his time in Cleveland has helped him develop into a great football player."

• Head Coach **TODD BOWLES** [10|12|17]

4

## LACHLAN EDWARDS

"I think that I told you guys early in the spring that I thought he would be one of the biggest improvements on this team that I've noticed. He really worked hard in the offseason and I'm sticking with that prediction. He became a pro over the offseason, learned how to prepare himself and take care of his body, and it takes some time. Is he a finished product? No, he's not. But at some point you're going to have a hell of a punter here, and I think you're starting to see the very early signs of the progression of what you're going to have here, and he's going to be a very, very good player here."

• Special Teams Coordinator **BRANT BOYER** [09|28|17]

42

## THOMAS HENNESSY

"He's done a heck of a job, just last week alone. His snaps have been really solid. His velocity has been really good. His blocking has been really good, but last week alone in coverage, he had two tackles and a forced fumble as a long snapper and that is damn good. I don't know if I've seen very many snappers in my whole career that is like that as a coach or a player, that has covered like that. He's done that nice of a job. He's done a heck of a job since he's been here."

• Special Teams Coordinator **BRANT BOYER** [10|12|17]

10

**JERMAINE KEARSE**

"He obviously makes plays, he catches the ball, makes tough catches in traffic, strong hands, and so those things, obviously you see it on tape, those are the things that as a quarterback, those down and distances when you have to have it and the throw is going to be tight and they're going to be contested, you want the guy that you can rely on, the guy that you know you can throw it around and they're going to put themselves in the best position to catch the ball and to make the conversion. He has shown that last week in Buffalo and yesterday."

• QB **JOSH McCOWN** [09|18|17]

"Guys who are as smart and tough and understand the game, he's got a Super Bowl ring. He's helped out, not only us as a team, but the receiver room. He's got a good presence about him, just like Josh McCown as a quarterback, the veteran leadership. When you have a guy like that, he's very poised when he plays. The game slows down for him. It's great to have him right now doing the things that he's doing."

• Offensive Coordinator **JOHN MORTON** [09|21|17]

58

**DARRON LEE**

"I'm really pleased with the way he came back from OTA's to here...he worked his butt off over the summer. Then you see him right now in practice taking the step forward from his rookie year. It seems like the game is slowing down for him a little bit and we're expecting a lot of D. Lee this year."

• Defensive Coordinator **KACY RODGERS** [08|15|17]

"He studies hard, he's determined to be a good player and he puts in the work. He puts in a lot of work. I'm proud of the way he's playing."

• Head Coach **TODD BOWLES** [11|03|17]

95

**JOSH MARTIN**

"He cares. I think that he's one of those guys that – Josh Martin is a man, now – and he is big, and he's strong, and he's hard as hell to block. He's a guy that, when I was playing, those kind of guys are hard as hell to block because they can beat you with speed, they can beat you with pass rush moves, they can beat you with strength and power. He is a hell of a player and he's great in the locker room, takes a leadership role, him and Rontez Miles and those guys do a great job of taking a leadership role. They always know their stuff. They don't make mental errors. They play their ass off every week, and that's exactly what you want as a coach. If you have 11 of those guys playing for you, you'll win a hell of a lot of games."

• Special Teams Coordinator **BRANT BOYER** [09|21|17]

26

**MARCUS MAYE**

[On his thinking behind starting two rookies, Jamal Adams and Marcus Maye, at safety...] "They can play. It's rare that these type of things happen, but those two guys showed so much in the spring in what we brought them along with, they can only get better. Their maturity level, as far as learning the plays, exceeded what we wanted for our expectations as a rookie, so we think those guys are ready to play."

• Head Coach **TODD BOWLES** [07|30|17]

"We've talked about these two young safeties for a while now. I think they're gifted young players, special players. Not just physically, but their approach and how they carry themselves."

• QB **JOSH McCOWN** [08|05|17]

45

**RONTEZ MILES**

"Rontez is a spark, to say the least. I think he's a guy that, just like I said about Josh Martin last week, he's a guy that enjoys ball and really enjoys playing, and guys gravitate to people around a team like that. I know one thing, that I loved to play with guys like him and Josh Martin and the core group of guys that we have here like that – the Julian Stanfords and the Bruce Carters, and guys like that. Any guys that love ball like that and have that kind of magnetic personalities, you love to play with guys like that, so Tez (Miles) will definitely help us if he's out there. Really looking forward to having him back if he is, and he definitely helps us big time."

• Special Teams Coordinator **BRANT BOYER** [09|28|17]



88

## AUSTIN SEFERIAN-JENKINS

"Because he is in a different spot mentally, you see a different player, and I think that goes on and off the field. We see a lot of things in him. He wants to be the best, and he wants to help the organization and show that he can be the best, and obviously when you get somebody like that that turns their life around, they listen to everything you're trying to tell them and they try to apply it, and that's what he's doing."

- Head Coach **TODD BOWLES** [10|18|17]

[On how much of a difference he sees in Seferian-Jenkins between his rookie year in Tampa Bay and now...] "It's huge. It's a complete 180 from where he was. The biggest thing is just his attitude, his overall approach when it comes to work, and his consistency. That was the thing. There would be days, kind of like how he is now. He would have some of those days but then there would be some days where there would be lulls where he would be a different guy. Now, Austin comes to work every day and he's the same guy. He works hard, he's positive and he's trying to make himself better. Just from a personal standpoint to see it, you know what he's gone through, to accomplish what he has and then also on the field to see him flourishing, it makes you proud. For me, just to see him as a rookie to now, I think the sky's the limit for him and he's doing really good."

- QB **JOSH McCOWN** [10|18|17]

"At the end of the day, I'm a Jet and that's the best thing that's ever happened to me in my life. To be here and be a part of this organization, what's in the past is in the past. I wish things went differently but deep down no, I don't. I'm happy that I'm here, I'm happy the way everything turned out. Unfortunately I had to go down some pretty crappy roads and I had to go through some unfortunate things, all by my choice. But the bridges I burned brought me here. To be here, to be a New York Jet, to be in the best city in the world, the best organization in the league, the best coaches in the league, it's really phenomenal how life works. You think you're down and out but it just pushes you to greater things."

- TE **AUSTIN SEFERIAN-JENKINS** [11|08|17]

96

## MUHAMMAD WILKERSON

"In dealing with Mo, we're kind of looking at him and the things he's done in the offseason, and the thing that's really stood out is his leadership. He's the guy that's calling the team up. He's the guy that's encouraging people to come together and do this. But the stuff he's doing on the field, I'm really pleased with where he is right now."

- Defensive Coordinator **KACY RODGERS** [08|15|17]

92

## LEONARD WILLIAMS

[On what he expects from Williams this season]... "Nothing less than what he showed you last year. A lot of talent. People say the sky's the limit, well the only limit is him. He doesn't have a limit. He can grow as long as he wants to go. It's not the sky. Because what if he reaches all his goals, I feel like he has more to reach then. He can reach all his goals in one year. If he reaches them, that means he hits the sky. That means there's no limit for him."

- DL **STEVE McLENDON** [07|28|17]

# By The Numbers



2

The Jets are one of only two teams (JAX) to have two different AFC Defensive Players of the Week this season (S **Terrence Brooks** in Week Three, LB **Jordan Jenkins** in Week Nine).

3

Three defensive linemen have recorded interceptions this year, the most of any team in the NFL.

7.0

In Week Nine vs. BUF (11/2), the Jets sacked QB Tyrod Taylor seven times, the most by a Jets team since 09/11/16 vs. CIN.

8

QB **Josh McCown** is one of eight finalists for the NFL's 2017 Art Rooney Sportsmanship Award, which recognizes those who best demonstrate the qualities of on-field sportsmanship.

11

The Jets have scored 11 touchdowns on third down this season, the sixth-best mark in the league.

12

CB **Buster Skrine** is one of just 12 players in the NFL this season to record a sack, forced fumble, fumble recovery and interception, and the only CB in the league with multiple forced fumbles and fumble recoveries.

13

In Week Four (10/1), the Jets reached 200 yards on just 13 carries after **Elijah McGuire's** 69-yard touchdown run, marking the fewest rushing attempts in team history to produce 200 yards.

16

In Week 14 at DEN (12/10), LB **Demario Davis** set a career-high with 16 tackles, bringing his season-total to 138.

18

On the opening possession of the second half vs. KC (12/3), the Jets scored on an 18-play, 9:31 drive. Since 1999, this is only the fourth scoring drive of 18+ plays for the Jets.

30

Since 2016, LB **Josh Martin** has accumulated 30 special teams tackles, the third-most in the NFL during that span, according to StatsPass.

31

P **Lachlan Edwards** has placed 31 punts inside the opponents 20-yard line this season, the third-most in the NFL.

40

K **Chandler Catanzaro** is one of only six kickers in the AFC to successfully convert at least 13 field goal attempts of 40+ yards in 2017.

42:49

In Week 13 vs. KC (12/3), the Jets finished the game with a season-high 42:49 total time of possession. Since 1970, this ranks as the second-highest TOP mark by the Jets in a regulation game.

57

In Week Five (10/8), K **Chandler Catanzaro** connected on a 57-yard field goal, the longest in franchise history, breaking the previous record of 56 yards.

69

In Week Three (9/24), WR **Robby Anderson** scored on a career-long 69-yard reception, marking the Jets longest touchdown reception since **Quincy Enunwa's** 69-yard catch vs. BLT (10/23/16).

70

In Week Four (10/1), P **Lachlan Edwards** recorded a 70-yard punt in overtime, the longest overtime punt in NFL history.

75

In Week Four (10/1), RB **Bilal Powell** registered a career-long 75-yard touchdown run, which is tied for the league's third-longest run of the season.

81

No. 81, WR **Quincy Enunwa** is the Jets nominee for the NFL's Walter Payton Man of the Year Award, representing the best of the NFL's commitment to philanthropy and community impact.

97

In Week Five at CLV (10/8), the offense went 97 yards down the field in 4:26 to extend the lead to 10 points in the fourth quarter. The 97-yard drive was the longest on the road since the Jets went 98 yards at BUF (11/24/96).

149

S **Marcus Maye** (77) and **Jamal Adams** (72) have combined for 149 tackles this season. **Maye** and **Adams** rank first and second, respectively, in tackles among rookie secondary players, according to press box stats.

216

The inside linebacker duo of **Demario Davis** and **Darron Lee** have combined for 216 tackles this season, the most of any tandem in the league, according to press box stats.

256

Led by the duo of **Bilal Powell** and **Elijah McGuire**, the Jets rushing offense totaled 256 yards in Week Four vs. JAX (10/1), the most since a 277-yard outburst vs. MIA (12/01/14).

1967

Weeks 12 and 13, WR **Robby Anderson** and WR **Jermaine Kearse** both eclipsed 100-yards receiving, becoming the first Jets wide receiver duo to complete this feat since Don Maynard and George Sauer during the 1967 season.

3,015

Since joining the Jets in 2015, G **James Carpenter** has been on the field for 3,015 of a possible 3,068 offensive snaps, the most by a Jet during that time span.





## 33

### JAMAL ADAMS

S **Jamal Adams**' 72 tackles this season ranks second among rookie secondary players, according to press box stats.

#### Rookie Secondary Tackle Leaders

Player	Team	Pos.	Tackles
<b>Marcus Maye</b>	<b>NYJ</b>	<b>S</b>	<b>77</b>
<b>Jamal Adams</b>	<b>NYJ</b>	<b>S</b>	<b>72</b>
John Johnson	LAR	S	66
Adoree' Jackson	TEN	CB	65
Justin Evans	TB	S	65

#### SEASON HIGHLIGHTS:

Week Three vs. MIA (9/24), first-round pick S **Jamal Adams** recorded his first career sack, bringing down Jay Cutler for a loss of 10 yards. **Adams** sacked Cutler again in Week Seven at MIA (10/22), bringing his season total to 2.0 sacks, tying him for the most in the NFL by a secondary player this season. **Adams** also batted a Jay Cutler pass at the line of scrimmage, leading to an interception by teammate DL **Muhammad Wilkerson**.

Week Nine vs. BUF (11/2), **Adams** recorded his second consecutive game with a fumble recovery when S **Marcus Maye** forced a fumble on TE Nick O'Leary late in the third quarter, allowing **Adams** to recover the fumble at NYJ 31.

Week 15 at NO (12/17), **Adams** recorded his first-career forced fumble, jarring the ball loose from NO WR Brandon Coleman at the NYJ 13-yard line to halt a NO scoring drive. **Adams** finished the game with eight tackles, the most in the Jets secondary.

## 11

### ROBBY ANDERSON

Since entering the league as an undrafted free agent in 2016, WR **Robby Anderson** is tied for 10th in the NFL with 20 receptions of 25 yards or more. Additionally, of the 18 wide receivers with at least 17 receptions of 25 yards or more since 2016, **Anderson** has the fourth-fewest targets with just 189.

#### NFL Big Plays Receiving Since 2016

Player	Team	Rec. of 25+	Tgt.
Kenny Stills	MIA	17	179
Tyrell Williams	LAC	19	184
Tyreek Hill	KC	22	188
<b>Robby Anderson</b>	<b>NYJ</b>	<b>20</b>	<b>189</b>
DeSean Jackson	TB	19	190

On the season, **Anderson** has totaled a team-high 62 receptions for 939 yards and seven touchdowns, ranking 16th in the league in yards and standing tied with the fifth-most receiving touchdowns. His 15.1 yards per reception ranks tied for ninth among AFC wide receivers.

#### AFC Yards Per Reception Leaders (Wide Receivers)

Player	Team	Yds./Rec.	Rec. Yds.	TDs
Keelan Cole	JAX	18.8	715	3
T.Y. Hilton	IND	17.6	952	4
Brandin Cooks	NE	16.7	1,003	6
Tyrell Williams	LAC	16.5	661	3
JuJu Smith-Schuster	PIT	15.8	774	6
Tyreek Hill	KC	15.8	1,183	7
Antonio Brown	PIT	15.2	1,533	9
Rishard Matthews	TEN	15.2	788	4
<b>Robby Anderson</b>	<b>NYJ</b>	<b>15.1</b>	<b>939</b>	<b>7</b>

#### SEASON HIGHLIGHTS:

In the second quarter of the Week Three home opener against MIA (9/24), **Anderson** logged the longest play of his career when he connected with QB **Josh McCown** on a 69-yard touchdown reception.

Week Four vs. JAX (10/1), **Anderson** logged a 41-yard reception on a third-and-seven in the fourth quarter, marking his second consecutive week with a reception of longer than 40 yards.

Week Eight vs. ATL (10/29), **Anderson** scored a touchdown for the second consecutive game on a 24-yard strike from **McCown**. **Anderson** eclipsed 100 receiving yards in the game for the first time in his career, finishing with six receptions for 104 yards.

Week Nine vs. BUF (11/2), **Anderson** logged a 25-yard touchdown reception, marking the third consecutive game **Anderson** found the endzone and becoming the first Jet wide receiver to do so since Eric Decker in 2015.

Week 10 at TB (11/12), **Anderson** posted four receptions for a team-best 85 yards, including a 38-yard touchdown catch. Three of **Anderson's** four receptions on the game were catches of 20-yards or more, while the touchdown marked **Anderson's** fourth consecutive game with a touchdown catch, making him just the 16th receiver in franchise history with a four-game touchdown streak in the same season.

Week 12 vs. CAR (11/26), **Anderson** had a career day, posting six receptions for a career-high 146 yards and two touchdowns, including a 33-yard touchdown in the second quarter and a 54-yard touchdown in the third quarter. The effort marked **Anderson's** first-career multi-touchdown game and second-career 100-yard receiving game (104 vs. ATL on 10/29).

The first half touchdown marked **Anderson's** fifth consecutive game with a touchdown catch, making him just the seventh player in Jets history to achieve the feat and the fifth player in team history to record this benchmark in the same season. The five-game streak, which lasted from Week Seven - Week 11 is tied for the longest such streak in the NFL this year (D. Hopkins of HST).

#### Jets Consecutive Game Same-Season Receiving Touchdown Streaks (Five-Plus Games)

Player	Year	Length of Streak (Games)
Santana Moss	2003	7
Brandon Marshall	2015	6
Bake Turner	1964	6
Don Maynard	1964	5
<b>Robby Anderson</b>	<b>2017</b>	<b>5</b>

11

## ROBBY ANDERSON (CONT.)

Week 13 vs. KC (12/3), **Anderson** totaled eight receptions for 107 yards, his second straight 100-yard game and the third of his season and career. When **Anderson** went over the 100-yard receiving mark in the fourth quarter, he became the first Jet to have consecutive 100-yard receiving games since Brandon Marshall in 2015 (Weeks 16 and 17).

Over the past nine games (10/22 to present), **Anderson** has 44 catches for 643 yards and six touchdowns. During that span, **Anderson** is tied for fourth among NFL receivers with six touchdown receptions despite being tied for the least amount of targets among the leaders.

### WR Touchdown Leaders (Week Seven - Present)

Player	Team	TDs	Rank	Tgt./Gm.	Rank
Antonio Brown	PIT	7	t-1st	11.1	2nd
Alshon Jeffery	PHI	7	t-1st	7.8	t-17th
<b>Robby Anderson</b>	<b>NYJ</b>	<b>6</b>	<b>t-4th</b>	<b>7.8</b>	<b>t-17th</b>
Jarvis Landry	MIA	6	t-4th	9.4	7th
DeAndre Hopkins	HST	7	t-1st	12.1	1st

**Anderson** currently leads the Jets and ranks third among second-year players with 939 receiving yards. His seven touchdown catches are also a team best and is tied for first among second-year players.

### Second-Year Receiving Leaders

Player	Team	Drafted	Rec.	Yds.	Avg.	TDs
Tyreek Hill	KC	5th	75	1,183	15.8	7
Michael Thomas	NO	2nd	98	1,151	11.7	5
<b>Robby Anderson</b>	<b>NYJ</b>	<b>UdFA</b>	<b>63</b>	<b>939</b>	<b>15.1</b>	<b>7</b>
Sterling Shepard	NYG	2nd	59	731	12.4	2
Hunter Henry	LAC	2nd	38	579	12.9	4

23

## TERRENCE BROOKS

### SEASON HIGHLIGHTS:

In the Week Three victory vs. MIA (9/24), S **Terrence Brooks** recorded his first career multi-interception game. With the Jets leading 17-0 in the third quarter, MIA attempted a fake punt on fourth-and-seven that was intercepted by **Brooks**, helping set up a Jets drive that resulted in a field goal. In the fourth quarter, **Brooks** picked off Jay Cutler for his second interception of the game, becoming the first Jet to log two interceptions in a game since CB Marcus Williams recorded two vs. JAX (11/08/15).

For his efforts, **Brooks** was named AFC Defensive Player of the Week, marking the first time a Jet has won the award since CB Darrelle Revis in Week Two of the 2015 season. Since the award's inception in 1984, **Brooks** is just the fifth Jets safety to receive AFC Defensive Player of the Week honors.



7

## CHANDLER CATANZARO

Since entering the league in 2014, K **Chandler Catanzaro** is one of 10 active kickers with at least 115 field goal attempts. **Catanzaro**, who is 101-for-119 on field goal attempts, owns an 84.9% career percentage mark.

### Active Kickers with at least 100 FG Attempts

Player	FGM	FGA	FG %
Justin Tucker	132	148	89.2
Stephen Gostkowski	131	144	91.0
Graham Gano	117	138	84.8
Stephen Hauschka	119	135	88.1
Adam Vinatieri	109	121	90.1
Matt Bryant	106	121	87.6
<b>Chandler Catanzaro</b>	<b>101</b>	<b>119</b>	<b>84.9</b>
Matt Prater	102	119	85.7
Blair Walsh	92	117	78.6
Phil Dawson	95	115	82.6

### SEASON HIGHLIGHTS:

Following a two-for-two performance in Week One (9/10), **Catanzaro** converted on field goal attempts of 46 and 40 yards in Week Two at OAK (9/17), becoming the first Jet since Nick Folk in 2014 to make his first four attempts of the season. In Week Five at CLV (10/8), **Catanzaro** converted a 57-yard field goal as time expired in the first half, setting a Jets franchise record for longest field goal made.

Following a 47-yard field goal as part of a three-for-three performance in Week 13 vs. KC (12/3), **Catanzaro** has made 13 field goals from 40-plus yards this season.

### AFC Kickers with 13+ 40-Yard FGs (Through Week 13)

Player	FGs of 40+ Yards
Ryan Succop (TEN)	18
Justin Tucker (BLT)	15
Harrison Butker (KC)	14
<b>Chandler Catanzaro (NYJ)</b>	<b>13</b>
Chris Boswell (PIT)	13
Stephen Hauschka (BUF)	13

In Week Four vs. JAX (10/1), with the game tied at 20 with just 32 seconds remaining in overtime, **Catanzaro** converted a 41-yard game-winning field goal. Since entering the league in 2014, he has kicked five game-winning field goals.

### Catanzaro's Career Game-Winning Field Goals

Date	Opp.	Dist.	Qtr.	Time Left	Final
11/22/15	vs. CIN	32	4th	0:02	34-31
12/10/15	vs. MIN	47	4th	1:23	23-20
11/13/16	vs. SF	34	4th	0:00	23-20
12/24/16	at SEA	43	4th	0:00	34-31
<b>10/01/17</b>	<b>vs. JAX</b>	<b>41</b>	<b>OT</b>	<b>0:32</b>	<b>23-20</b>

Week 16 vs. LAC (12/24), **Catanzaro** opened the game with a successful onside kick that was recovered by S **Marcus Maye**, marking **Catanzaro's** first-career successful onside kick and the team's first successful attempt since WR Brandon Marshall recovered a K Nick Folk kick at NE (10/25/15). By recovering the kick within the first 30 seconds of the game, the Jets became the first team to accomplish this feat since PHI at NYG (12/30/12).



56

## DEMARIO DAVIS

LB **Demario Davis** is currently on pace to lead the Jets in tackles for the first time in his career after finishing second during the 2013-15 seasons. **Davis** has accumulated 154 tackles thus far, leading or tying for a team-best in tackles during 10 games this season. **Davis'** nine tackles for loss are tied for second on the Jets, while his 5.0 sacks leads the team and is tied for second in the NFL among inside linebackers.

### 2017 NFL Inside Linebacker Sack Leaders

Player	Team	Sacks
Vince Williams	PIT	7.0
<b>Demario Davis</b>	<b>NYJ</b>	<b>5.0</b>
Wesley Woodyard	TEN	5.0
<b>Darron Lee</b>	<b>NYJ</b>	<b>3.0</b>
Brandon Marshall	DEN	3.0
Bernardrick McKinney	HST	3.0
Avery Williamson	TEN	3.0
Joe Schobert	CLV	3.0

### SEASON HIGHLIGHTS:

After spending the 2016 season in CLV, LB **Demario Davis** returned to the Jets following an offseason trade. In his first game back (9/10 at BUF), **Davis** led the team in tackles with 14, marking the second-best total of his six-year career. **Davis** also added a half-sack, split with fellow LB **Josh Martin**.

In Week Five at CLV (10/8), **Davis** led the Jets for the fifth straight week with nine tackles. **Davis** added a team-high four quarterback hits, one of which was a hit on QB Kevin Hogan, leading to an interception by teammate CB **Morris Claiborne**.

Week Seven at MIA (10/22), **Davis** tied teammate LB **Darron Lee** for the team lead in tackles with 11. **Davis** added a nine-yard sack in the fourth quarter.

Week Nine vs. BUF (11/2), **Davis** tied teammate LB **Darron Lee** for the team lead in tackles with 11. **Davis** also added a three-yard sack in the second quarter, bringing his season-total to a team-high 3.5.

Week 12 vs. CAR (11/12), for the eighth time this season, **Davis** led the Jets in tackles with 14, matching his season high and the second-best mark of his career. In the third quarter with CAR backed up at their own 14-yard line, **Davis** recorded a third down sack to force a punt.

Week 14 at DEN (12/10), **Davis** recorded a career-high 16 tackles, including one tackle for loss and a half-sack, split with fellow LB **David Bass**. The sack brought **Davis'** total to a team-best 5.0 this season, the most he has recorded in a single-season in his career.

94

## KONY EALY

### SEASON HIGHLIGHTS:

In Week Four vs. JAX (10/1), DL **Kony Ealy** batted and intercepted a pass intended for WR Allen Hurns, becoming the first Jet defensive lineman since **Muhammad Wilkerson** at CIN (10/27/13) to record an interception. **Ealy** returned the ball nine yards to the JAX seven-yard line, setting up a **Chandler Catanzaro** field goal.

**Ealy** established a career-high with four passes defended vs. JAX (10/1), setting the franchise record for most passes defended by a Jets defensive lineman. His nine passes defended this season are second among all defensive linemen in the NFL (according to StatsPass).

### Passes Defensed Leaders Among Defensive Linemen

Player	Team	Pos.	PD
Cameron Jordan	NO	DE	11
<b>Kony Ealy</b>	<b>NYJ</b>	<b>DL</b>	<b>9</b>
Denico Autry	OAK	DL	7
Chris Jones	KC	DE	7
Abry Jones	JAX	DT	6
Emmanuel Ogbah	CLV	DE	6
David Irving	DAL	DT	6
Carlos Dunlap	CIN	DE	6

In the Week Nine victory vs. BUF (11/2), **Ealy** recorded his first sack of the season (15th of his career) when he took down Tyrod Taylor late in the fourth quarter for a loss of five yards.

4

## LACHLAN EDWARDS

Through the first 15 games of the season, P **Lachlan Edwards** is tied for the third-most punts downed inside the opponents' 20-yard line among NFL punters with 31. **Edwards** has placed at least two punts inside the opponents' 20-yard line in all but four games this season. **Edwards** also registered the third-longest punt in the NFL this year with an NFL record 70-yard boot in overtime vs. JAX (10/1).

### NFL Punting Leaders (Punts Inside the 20)

Player	Avg.	Net Avg.	In. 20	Lg
Sam Koch (BLT)	45.2	40.5	37	67
Kevin Huber (CIN)	47.0	41.1	32	63
<b>Lachlan Edwards (NYJ)</b>	<b>46.6</b>	<b>40.5</b>	<b>31</b>	<b>70</b>
Bradley Pinion (SF)	43.4	41.3	31	59
Chris Jones (DAL)	44.0	41.9	30	62

### SEASON HIGHLIGHTS:

In Week Four vs. JAX (10/1), **Edwards** set an NFL record for the longest punt in overtime, booting the ball 70 yards to pin JAX down at their own three-yard line, where the defense forced a three-and-out, leading to the Jets game-winning field goal.

Week Eight vs. ATL (10/29), **Edwards** generated a career-high with a gross average of 52.4 yards on five punts and a net average of 45.8 (the second best mark of his career). **Edwards** also landed three punts inside the 20, limiting the ATL average starting field position following punts to their own 11-yard line.

Week 16 vs. LAC (12/24), **Edwards** set a career-high by placing five punts inside the 20, limiting LAC's starting field position after punts to their own 15-yard line.

22

## MATT FORTÉ

### SEASON HIGHLIGHTS:

In the Week Nine victory vs. BUF (11/2), the Jets rushing offense totaled 194 yards on 41 carries (4.7 avg.), led by the duo of RBs **Matt Forté** (77 yards) and **Bilal Powell** (74 yards). This marked the second game this season in which **Forté** and **Powell** both ran for more than 70 yards. Additionally, **Forté** found the endzone twice in the Week Nine win, marking the 14th multi-touchdown performance of his career.

Since 2008, **Forté** ranks fourth among all active running backs with 14 multi-touchdown games.

#### RBs with Most Two+ Scrimmage Touchdowns Games (since 2008)

Player	Multi-TD Games
Adrian Peterson (ARZ)	23
LeSean McCoy (BUF)	19
Marshawn Lynch (OAK)	15
<b>Matt Forté (NYJ)</b>	<b>14</b>
Jamaal Charles (DEN)	12

Week 13 vs. KC (12/3), **Forté** scored his first receiving touchdown of the season on an 11-yard pass to give the Jets a 21-17 lead before the half. Since entering the league in 2008, **Forté** has accumulated 21 receiving touchdowns, the second highest total in the NFL over the past 10 seasons.

#### RB Receiving Touchdown Leaders (since 2008)

Player	Receiving TDs
Darren Sproles (PHI)	30
<b>Matt Forté (NYJ)</b>	<b>21</b>
Jamaal Charles (DEN)	20
Danny Woodhead (BLT)	17

## RUSH DEFENSE

### SEASON HIGHLIGHTS:

Week Three vs. MIA (9/24), the Jets defense held MIA to 49 total yards in the first half, marking the fewest yards recorded in a first half by an opponent since vs. KC (12/11/11), when they held them to just four yards. Overall, the Jets defensive line of **Kony Ealy**, **Steve McLendon**, **Mike Pennel**, **Muhammad Wilkerson** and **Leonard Williams** helped limit MIA to 30 rushing yards in the game, the lowest mark since 10/23/16 when they limited BLT to just 11 rushing yards.

Week Seven at MIA (10/22), the Jets defense limited MIA to 53 rushing yards on 25 attempts (2.1 average), marking the second time this season the Jets held MIA to under 70 rushing yards. Since **Todd Bowles** became the head coach in 2015, the Jets have held an opponent to less than 70 rushing yards on 16 occasions, the second-highest total in the NFL during that span.

Week Nine vs. BUF (11/2), the Jets defense held BUF to 63 rushing yards on 22 attempts (2.9 average). Additionally, the Jets held RB LeSean McCoy, who was averaging 109 scrimmage yards entering Week Nine, to just 25 yards from scrimmage.

10

## JERMAINE KEARSE

### SEASON HIGHLIGHTS:

Week Two at OAK (9/17), WR **Jermaine Kearse** logged four receptions for 64 yards (leading the team in both categories for the second consecutive week) and also registered his first touchdown as a Jet after connecting with QB **Josh McCown** on a 35-yard strike in the second quarter. **Kearse** later added an 11-yard touchdown reception in the fourth quarter, marking his third career multi-touchdown performance.

Week Seven at MIA (10/22), **Kearse** capped off the Jets 75-yard opening drive on a 29-yard pass from **McCown**. The touchdown reception was **Kearse's** fourth of the year on the road, tying him for second in receiving touchdowns in the AFC in away games this season.

#### Most Receiving Touchdowns On the Road (AFC)

Player	Games	Tgt	Rec	TDs
Tyreek Hill	7	50	37	6
<b>Jermaine Kearse</b>	<b>7</b>	<b>41</b>	<b>24</b>	<b>4</b>
Travis Kelce	7	55	37	4
Melvin Gordon	8	50	38	4
Tyler Kroft	7	30	20	4
A.J. Green	7	48	30	4

Week 12 vs. CAR (11/12), **Kearse** tallied a team-high seven receptions for a season-high 105 receiving yards and a fourth quarter three-yard touchdown catch, his fifth touchdown of the season and first at the confines of MetLife Stadium. **Kearse's** 105 receiving yards are the most for the sixth-year WR in a regular season game since SEA vs. CLV (12/20/15), when he accumulated 110.

Week 13 vs. KC (12/3), **Kearse** recorded his second-straight 100-yard receiving game, totaling a career-best 157 yards, surpassing his previous best of 129 yards set vs. CAR (01/10/15) in the postseason for SEA. It is the first time in **Kearse's** career that he's had back-to-back 100-yard games. On the Jets go-ahead fourth quarter drive, **Kearse** put the Jets in the red zone with a 51-yard reception, his longest of the season and the second longest of his career. **Kearse's** nine receptions were also a season-high.

Through 15 games, **Kearse** has already set a career-high in receptions (60) and receiving yards (751), and tied his career-high in touchdowns (five).

Since entering the NFL in 2012, **Kearse** is tied with former SEA teammate Doug Baldwin and NE's Rob Gronkowski for first in the NFL in postseason receiving touchdowns, as they have all logged six touchdown catches in the playoffs during that span. In addition, since 2012 **Kearse** is tied for first among wide receivers in postseason games played (12) and ranks ninth in postseason receiving yards (493).

#### Postseason Receiving Leaders Since 2012

Player	GP	Rec.	Yds.	TDs
Doug Baldwin	12	55	702	6
<b>Jermaine Kearse</b>	<b>12</b>	<b>31</b>	<b>493</b>	<b>6</b>
Rob Gronkowski	6	31	431	6
Anquad Boldin	8	40	631	5
Randall Cobb	10	44	558	5
Julio Jones	5	36	575	5



48

## JORDAN JENKINS

In the Week Nine win vs. BUF (11/2), second-year LB **Jordan Jenkins** recorded his first ever multi-sack game. **Jenkins** recorded his first sack of the season on the Jets first defensive play, bringing down Tyrod Taylor for a 12-yard loss to help force a three-and-out. In the fourth quarter, **Jenkins** recorded his second-career strip-sack, forcing a fumble of Taylor that was recovered by LB **Demario Davis**, leading to a touchdown by RB **Matt Forté**. With his performance, **Jenkins** became the first Jet to record 2.0 sacks and one forced fumble in a game since DL **Muhammad Wilkerson** vs. TEN (12/13/15).



Week 12 vs. CAR (11/26), **Jenkins** recorded a career-high seven tackles (one for loss).

Week 13 vs. KC (12/3), **Jenkins** sacked Alex Smith on a third down late in the second quarter to help set up a scoring drive. On the season, **Jenkins**' 3.0 sacks are tied for the third-most on the team.

Week 15 at NO (12/17), **Jenkins** recovered a fumble forced by teammate S **Jamal Adams** at the NYJ 13-yard line. The recovery was his second on the season, tying him with **Adams** and CB **Buster Skrine** for the team lead.

## PASS DEFENSE

In the 2017 Week One matchup at BUF (9/10), the Jets secondary featured four new players in S **Jamal Adams**, S **Terrence Brooks**, CB **Morris Claiborne** and S **Marcus Maye**. Along with CB **Juston Burris** and CB **Buster Skrine**, the Jets secondary limited BUF's wide receiving corps to just four receptions for 83 yards. Additionally, **Burris** recorded his second-career interception on a tipped pass in the end-zone, returning it 48 yards to the Jets 42-yard line.

Prior to MIA's final drive in the Jets Week Three victory (9/24), the Jets secondary limited the MIA wide receiving corps to just 13 catches on 25 targets. When targeting his top three WRs of Jarvis Landry, DeVante Parker and Kenny Stills, QB Jay Cutler was held to a 46.8 passer rating and was intercepted once by **Brooks**.

Week Four vs. JAX (10/1), the Jets secondary limited Blake Bortles to 140 passing yards and a 52.1 passer rating. The secondary only allowed three wide receivers to catch a pass, holding Jaguars receivers to seven receptions for 70 yards.

Week Five at CLV (10/8), the Jets secondary held CLV receiving corps to 13 catches for 106 yards on 23 targets. When targeting wide receivers, QBs Kevin Hogan and DeShone Kizer combined for a 50.3 passer rating and one interception by CB **Morris Claiborne**.

Week 12 vs. CAR (11/26), the Jets secondary limited Cam Newton to just 11-of-28 passing for 168 yards and no passing touchdowns. CAR's

154 net passing yards were the lowest amount by an opposing offense since 136 vs. JAX (10/01). The 11 completed passes by the CAR was the lowest total by a Jets opponent since the Green & White held BUF to 10 completions (10/26/14).

58

## DARRON LEE

Through 15 games of his second season, LB **Darron Lee** has set career-highs in a number of categories, surpassing his rookie mark in tackles, sacks and forced fumbles.

### Second Season Improvement

Stat	2016 (Rookie)	2017
Tackles	76	114
Tackles for Loss	4	9
Sacks	1.0	3.0
Forced Fumbles	-	2

### SEASON HIGHLIGHTS:

Week Six vs. NE (10/15), **Lee** led the team with eight tackles and forced his first career fumble, jarring the ball loose from RB Mike Gillespie. The fumble was recovered by teammate CB **Buster Skrine**, leading to a Jets touchdown.

For the second consecutive game in Week Seven at MIA (10/22), **Lee** again forced a fumble and led the team with 11 tackles. According to press box stats, **Lee** became the first Jet to lead the team in tackles and force a fumble in consecutive weeks since Kerry Rhodes in 2006 (Weeks Two and Three).

Week Nine vs. BUF (11/2), **Lee** tied teammate LB **Demario Davis** for a team-high 11 tackles. **Lee** also recorded a sack late in the fourth quarter for a loss of nine yards, bringing his season total to 2.0.

Week 12 vs. CAR (11/12), **Lee** recorded his third sack of the season, with a first quarter, third down sack of Cam Newton. **Lee's** 3.0 sacks through 15 games ranks third on the team.

26

## MARCUS MAYE

According to press box stats, S **Marcus Maye's** 77 tackles leads all rookie secondary players. His two interceptions this season are also tied for fifth in the NFL among rookies.

### NFL Rookie Interception Leaders

Player	Team	Pos	INT
Tre'Davious White	BUF	CB	5
Marshon Lattimore	NO	CB	4
Justin Evans	TB	S	3
Malik Hooker	IND	S	3
<b>Marcus Maye</b>	<b>NYJ</b>	<b>S</b>	<b>2</b>
Dylan Cole	HST	LB	2
Rasul Douglas	PHI	CB	2
Marlon Humphrey	BLT	CB	2
Eddie Jackson	CHI	S	2
Marcus Williams	NO	S	2
Ahkello Witherspoon	SF	CB	2

### SEASON HIGHLIGHTS:

Week Five at CLV (10/8), second-round pick S **Marcus Maye** recorded his first career interception, stepping in front of a DeShone Kizer pass in the red zone.

Week Seven at MIA (10/22), **Maye** picked off Matt Moore and returned

the ball 32 yards to the MIA 45-yard line, setting up a Jets touchdown.

95

## JOSH MARTIN

Last season (2016), LB **Josh Martin** led the Jets with 14 special teams tackles and 342 special teams plays. After re-signing with the Jets in the offseason, **Martin** ranks third on the Jets special teams unit through the first 15 games of 2017, logging 16 tackles. **Martin** leads the Jets in special teams tackles since the start of 2016.

### Jets Special Teams Tackles Since 2016

Player	2016	2017	Total
Josh Martin	14	16	30
Rontez Miles	8	21	29
Julian Stanford	3	18	21
Bruce Carter	5	9	14

### SEASON HIGHLIGHTS:

In the Jets 2017 Week One matchup at BUF (9/10), **Martin** notched a team-best four tackles for loss. Additionally, **Martin** posted a half-sack, a QB hit and a QB pressure.

Week Six vs. NE (10/15), **Martin** returned to the lineup after missing the previous two weeks, and led the team with three special teams tackles.

Week Seven at MIA (10/22), **Martin** recorded a sack of QB Jay Cutler, his second of the season.

Week 12 vs. CAR (11/12), **Martin** tallied a career high in tackles with seven, while also tackling CAR RB Jonathan Stewart in the backfield for a loss of two. **Martin** leads the team in tackles for loss on the season with 11.

### 2017 Jets Tackle for Loss Leaders

Player	Tackles for Loss
Josh Martin	11
Demario Davis	9
Darron Lee	9
Jordan Jenkins	8

## PASS RUSH

Week Nine vs. BUF (11/2), the Jets recorded a season-high 7.0 sacks, receiving contributions from LB **Jordan Jenkins**, LB **Demario Davis**, LB **Darron Lee**, DL **Muhammad Wilkerson**, DL **Leonard Williams**, DL **Steve McLendon** and DL **Kony Ealy**. On first-and-10 in the fourth quarter, **Ealy** brought down QB Tyrod Taylor for a five-yard loss, giving the Jets 7.0 sacks on the game, the most since 09/11/16 vs. CIN when they sacked Andy Dalton 7.0 times.

## WIDE RECEIVER DUO

WR **Robby Anderson** (seven touchdowns) and WR **Jermaine Kearse** (five touchdowns) are tied for the fourth-most and sixth-most, respectively, in touchdowns among wide receivers in the AFC this season, despite **Kearse** having the third fewest targets per game among AFC touchdown leaders and **Anderson** having the fifth fewest. The Jets are one of six AFC teams to have multiple wide receivers with at least five touchdown catches on the 2017 season.

### AFC WR Receiving Touchdown Leaders

Player	Team	Tgt./Gm	TD
A.J. Green	CIN	8.9	8
DeAndre Hopkins	HST	11.6	13
Will Fuller V	HST	5.3	7
Tyreek Hill	KC	7.0	7
Keenan Allen	LAC	9.8	5
Jarvis Landry	MIA	10.1	8
Kenny Stills	MIA	6.5	6
Brandin Cooks	NE	6.8	6
Chris Hogan	NE	6.6	5
<b>Robby Anderson</b>	<b>NYJ</b>	<b>7.4</b>	<b>7</b>
<b>Jermaine Kearse</b>	<b>NYJ</b>	<b>6.3</b>	<b>5</b>
Michael Crabtree	OAK	7.6	8
Amari Cooper	OAK	6.9	6
Antonio Brown	PIT	11.6	9
JuJu Smith-Schuster	PIT	5.3	6

Week 12 vs. CAR (11/26), **Anderson** and **Kearse** totaled 13 receptions for 251 yards and three touchdowns, both notching 100-yard receiving games. This marks the first time the Jets have had two 100-yard receivers in the same game since Eric Decker (126 yds.) and Brandon Marshall (101 yds.) at BUF (09/15/16) and the first time at home since Santonio Holmes (154 yds.) and Stephen Hill (108 yds.) vs. BUF (09/22/13).

Week 13 vs. KC (12/3), for the second consecutive game, **Anderson** and **Kearse** both recorded 100-yard receiving games, combining for 17 receptions for 264 yards.

**Anderson** and **Kearse** are just the sixth wide receiver pair in the league this season to both record 100 receiving yards in the same game and the only pair to do it in back-to-back games. Additionally, the 264 combined receiving yards is the second-highest mark by a pair of 100-yard receivers in the same game this season and the three combined touchdowns are tied for the most.

### Two 100-Yard WR's in Same Game (2017)

Wide Receivers	Team	Week	Total Yards	TDs
R. Woods & S. Watkins	LAR	3	214	2
K. Allen & T. Williams	LAC	4	253	1
W. Fuller & D. Hopkins	HST	8	349	3
T. Lockett & P. Richardson	SEA	8	226	2
G. Tate & M. Jones	DET	9	220	2
<b>R. Anderson &amp; J. Kearse</b>	<b>NYJ</b>	<b>12</b>	<b>251</b>	<b>3</b>
<b>R. Anderson &amp; J. Kearse</b>	<b>NYJ</b>	<b>13</b>	<b>264</b>	<b>0</b>
K. Allen & T. Williams	LAC	14	243	1



## WIDE RECEIVER DUO (cont.)

**Anderson** and **Kearse** are the first Jets wide receiver duo to both have back-to-back 100-yard receiving games since Don Maynard and George Sauer at OAK (12/17/67) and at SD (12/24/67) and the first duo to complete this feat in the NFL since 2014. Since 2000, this mark has only been accomplished by a receiver duo seven times. QB **Josh McCown** is the only player to be the QB for two of these occurrences (NYJ in 2017 & ARZ in 2005).

### Wide Receiver Duos with Back to Back 100-Yard Games (Since 2000)

Player	Team	Year	Weeks	Total Yds.
E. McCaffrey & R. Smith	DEN	2000	7-8	485
C. Carter & R. Moss	MIN	2000	11-12	467
K. Dyson & D. Mason	TEN	2001	11-12	458
A. Boldin & L. Fitzgerald	ARZ	2005	4-5	516
E. Sanders & D. Thomas	DEN	2014	8-9	503
O. Beckham & R. Randle	NYG	2014	16-17	623
<b>R. Anderson &amp; J. Kearse</b>	<b>NYJ</b>	<b>2017</b>	<b>12-13</b>	<b>515</b>

25

## ELIJAH MCGUIRE

### Jets Rookie RB Scrimmage Yard Leaders (since 2000)

Player	Season	G	Scrim Yds	Rush Yds	Rec Yds
Leon Washington	2006	16	920	650	270
Shonn Greene	2009	14	540	540	0
<b>Elijah McGuire</b>	<b>2017</b>	<b>15</b>	<b>482</b>	<b>321</b>	<b>161</b>
Cedric Houston	2005	12	368	302	66
LaMont Jordan	2001	16	336	292	44

### SEASON HIGHLIGHTS:

Week Four vs. JAX (10/1), 2017 sixth-round draft pick RB **Elijah McGuire** ran the ball 10 times for 93 yards (9.3 avg.) and one touchdown. His 69-yard touchdown run marked the first of his career and the longest run by a Jets rookie in franchise history, breaking the previous record by LaMont Jordan vs. OAK (01/06/02).

Week 15 at NO (12/17), **McGuire** recorded 72 yards from scrimmage, including a two-yard touchdown reception in the fourth quarter, his first-career touchdown catch. During the third quarter, McGuire hauled in a 38-yard reception, the longest by a Jets running back since **Matt Forté** caught a 40-yard pass last season vs. IND (12/05/16).

With one game remaining on the 2017 season, **McGuire** currently ranks third for total scrimmage yards accumulated by a Jets rookie running back since 2000.

41

## BUSTER SKRINE

This season, CB **Buster Skrine** is one of 12 players in the NFL this season to record a sack, forced fumble, fumble recovery and interception. Of the 12 players to achieve this feat, **Skrine** joins DEN CB Bradley Roby as the only cornerbacks to do so. **Skrine** is also one of only two cornerbacks in the NFL this season with both multiple forced fumbles and fumble recoveries.

### 2017 NFL Players to Record a Sack, Forced Fumble, Fumble Recovery and Interception

Player	Team	Pos.
C.J. Mosley	BLT	LB
Luke Kuechly	CAR	LB
Bradley Roby	DEN	CB
Blake Martinez	GB	LB
Telvin Smith	JAX	LB
Alec Ogletree	LAR	LB
Craig Robertson	NO	LB
<b>Buster Skrine</b>	<b>NYJ</b>	<b>CB</b>
Karl Joseph	OAK	S
Malcolm Jenkins	PHI	S
Sheldon Richardson	SEA	DT
Preston Smith	WAS	LB

### SEASON HIGHLIGHTS:

Week Six vs. NE (10/15), **Skrine** recovered his first fumble of the season on a ball forced out by LB **Darron Lee**. Later in the half, **Skrine** recorded his first interception of the season on a Tom Brady pass. With both his fumble recovery and interception, **Skrine** became the first Jet with two takeaways in the first half since S Jaiquawn Jarrett vs. PIT (11/09/14).

Week 15 at NO (12/17), **Skrine** forced and recovered a NO WR Brandon Coleman fumble at the NYJ 15-yard line, returning the ball eight yards. **Skrine** also recorded four tackles, including one for loss, and one pass defended in the game.

33

## AUSTIN SEFERIAN-JENKINS

Since returning to the Jets in Week Three, **Seferian-Jenkins** has set career-highs with 50 receptions for 357 yards. His 50 receptions this season rank eighth among single season tight end reception leaders in Jets franchise history.

### SEASON HIGHLIGHTS:

Week Five at CLV (10/8), TE **Austin Seferian-Jenkins** recorded his first touchdown of the season on a two-yard pass from QB **Josh McCown**. **Seferian-Jenkins** scored a touchdown for the second consecutive game Week Six vs. NE (10/15), becoming the first Jets tight end to do so since Jeff Cumberland in 2014. **Seferian-Jenkins** scored a touchdown for the third straight game Week Seven at MIA (10/23) on a 10-yard pass from **McCown**.

29

## BILAL POWELL

Week Four vs. JAX (10/1), RB **Bilal Powell** led a Jets rushing attack that combined for 256 yards on the ground, carrying the ball 21 times for 163 yards and one touchdown. On the Jets' second drive of the game, **Powell** scored on a career-long 75-yard touchdown run, marking the longest touchdown run by a Jet since Bruce Harper scored on a 78-yard run vs ATL (10/23/83). Additionally, **Powell** became the first Jet running back to hit the 100-yard mark in the first half since Thomas Jones rushed for 154 yards in the first half vs. BUF (10/18/09).

Since the start of the 2016 season, **Powell** is tied for the eighth-most games with at least 150 scrimmage yards despite ranking 22nd in the NFL in touches over that time span with less touches than any other player on the list.

## Games with 150+ Yards from Scrimmage (since 2016)

Player	No. of 150+ Gms	Touches	Touch Rank
Le'Veon Bell (PIT)	8	742	1st
Ezekiel Elliott (DAL)	8	592	5th
Le'Sean McCoy (BUF)	6	617	3rd
David Johnson (ARZ)	5	390	16th
Jordan Howard (CHI)	5	548	9th
Mark Ingram (NO)	5	522	11th
Melvin Gordon (LAC)	5	614	4th
Todd Gurley (LAR)	5	664	2nd
<b>Bilal Powell (NYJ)</b>	<b>3</b>	<b>376</b>	<b>22nd</b>

Week 16 vs. LAC (12/24), **Powell** scampered for a 57-yard touchdown run, his second-longest run of his career. **Powell** finished the contest with 145 yards and a touchdown on 19 carries (7.6 yards-per-carry), giving the seven-year veteran career-highs with 726 rushing yards and five rushing touchdowns.

**Powell** is the first player in Jets history to have four runs of 40 yards or longer in a single season. His three carries of 50 or more yards this season are also the most in team history. Since 2016, **Powell** ranks 13th in the NFL with 43 rushes of 10 or more yards, despite recording more than 100 carries less than the rest of the league leaders. Among running backs with at least 200 rush attempts since the 2016, **Powell** ranks second in percentage of carries that result in a gain of 10 or more yards.

## Big Play Rushing Percentage Leaders (Since 2016)

Player	Team	Rushes	Yds./Rush	10+	10 + Pct.
<b>Bilal Powell</b>	<b>NYJ</b>	<b>296</b>	<b>4.89</b>	<b>43</b>	<b>14.5</b>
Jordan Howard	CHI	519	4.67	75	14.5
Dion Lewis	NE	218	4.98	29	13.3
Jay Ajayi	PHI	454	4.61	60	13.2
LeSean McCoy	BUF	510	4.70	67	13.1

44

## LAWRENCE THOMAS

FB **Lawrence Thomas**, who started the 2016 season opener on the defensive line, recorded a 15-yard reception on a third-and-one during the Jets Week Three matchup vs. MIA (9/24). The play took the Jets into the red zone, leading to a one-yard touchdown run by RB **Bilal Powell**. **Thomas** became the first defensive player on the Jets to record a reception since Antonio Cromartie hauled in a pass at JAX (12/09/12). Additionally, **Thomas** became the first Jet ever to catch a pass in a regular season game while wearing No. 90 or above. **Thomas'** versatility extends to special teams, where he has recorded two tackles for the Jets thus far in 2017.

### SEASON HIGHLIGHTS:

In Week Four vs. JAX (10/1), **Thomas** played on all three units, seeing time at fullback, defensive lineman and on special teams, becoming the first Jet since Sheldon Richardson in 2014 to do so.

Week 10 at TB (11/12), **Thomas** registered his first career start on offense, appearing at fullback on the game's opening play.

Week 12 vs. CAR (11/26), **Thomas** started for the second straight game and posted one reception for five yards.

## RED ZONE

From Week Six to Week 15, the Jets scored on 21 straight red zone opportunities with 13 touchdowns and eight field goals. On the season, the Jets have come away with points on 29-of-32 red zone drives (90.63%), the seventh-best mark in the league.

### Red Zone Scoring Leaders (Since Week Seven)

Team	RZ Score %	RZ TD %	RZ FG %	RZ 3rd Dn. %
<b>NYJ</b>	<b>95.24</b>	<b>61.90</b>	<b>31.33</b>	<b>40.0</b>
NE	95.12	60.98	34.15	33.3
CHI	94.44	66.67	27.78	40.0
MIN	94.12	58.82	35.29	35.3
JAX	93.75	68.75	25.00	46.7

The Jets defense has also made an impact in the red zone, forcing four turnovers in the red zone this year, tied for the third-best mark in the NFL.

### 2017 NFL Red Zone Takeaway Leaders

Team	RZ Takeaways	Opp. RZ Score %
NE	6	44.68
BLT	5	47.62
<b>NYJ</b>	<b>4</b>	<b>54.17</b>
NO	4	51.11
DET	3	61.11
DAL	3	57.14
DEN	3	60.53
LAC	3	38.24
SF	3	61.11

96

## MUHAMMAD WILKERSON

### SEASON HIGHLIGHTS:

Week Seven at MIA (10/22), DL **Muhammad Wilkerson** logged his second career interception on a pass tipped at the line of scrimmage by S **Jamal Adams**. The interception was **Wilkerson's** first since 10/27/13 at CIN, and set up the Jets at the one-yard line, leading to a rushing touchdown by QB **Josh McCown**. **Wilkerson's** interception makes him one of just 12 defensive linemen to record an interception this season, along with teammates DL **Kony Ealy** and DL **Leonard Williams**.

### Defensive Linemen to Record an Interception this Season

Player	Team
Carlos Dunlap	CIN
A'Shawn Robinson	DET
Chris Jones	KC
Cameron Jordan	NO
Sheldon Rankins	NO
Damon Harrison	NYG
Olivier Vernon	NYG
<b>Kony Ealy</b>	<b>NYJ</b>
<b>Muhammad Wilkerson</b>	<b>NYJ</b>
<b>Leonard Williams</b>	<b>NYJ</b>
Nazair Jones	SEA
Sheldon Richardson	SEA

Week Eight vs. ATL (10/29), **Wilkerson** sacked Matt Ryan for an eight-yard loss at the end of the first half, forcing ATL to settle for a field goal.



in the red zone. **Wilkerson** also added a team-high two tackles for loss in the game.

Week Nine vs. BUF (11/2), **Wilkerson** recorded his second consecutive game with a sack when he took down Tyrod Taylor early in the second quarter. Overall, the Jets totaled 7.0 sacks.

Week 14 at DEN (12/10), **Wilkerson** brought down Trevor Siemian for a four-yard loss, giving him 3.5 sacks on the season. **Wilkerson** led the defensive line with eight tackles in the game.

## INSIDE LINEBACKER TANDEM

The inside linebacker duo of **Demario Davis** and **Darron Lee** has combined for 216 tackles, eight sacks, 20 tackles for loss and 20 quarterback hits this season, according to press box stats, leading the league in each category.

Individually, **Davis** is currently on pace to lead the Jets in tackles for the first time in his career after finishing second during the 2013-15 seasons. **Davis** has led or tied for a team-best in tackles during 10 games this season.

In his second season, **Lee** has surpassed his rookie totals in tackles, tackles for loss, sacks and forced fumbles with two games remaining in the season. Additionally, **Lee** has led or tied for a team-best in tackles in five games this season while posting nine tackles for loss and three sacks.

### Team Inside Linebacker Duo Leaders (NFL)

Players	Total Tackles	Sacks	TFL	QBH
<b>Davis &amp; Lee (NYJ)</b>	<b>216</b>	<b>8.0</b>	<b>20</b>	<b>20</b>
Martinez & Ryan (GB)	210	2.0	13	3
Mosley & Onwuasor (BLT)	208	2.0	14	6
Bostic & Morrison (IND)	201	1.0	9	2
Williamson & Woodyard (TEN)	198	8.0	15	13

## RUSH OFFENSE

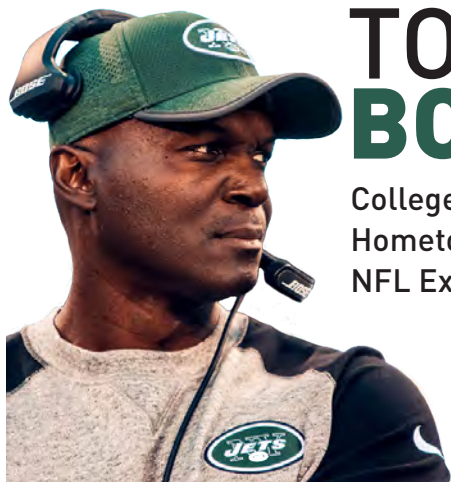
Week Four vs. JAX (10/1), the Jets totaled 256 yards on 32 rushing attempts, marking the first time in franchise history that the Jets have averaged at least 8.0 yards per carry with a minimum of 30 rushing attempts. Led by the duo of **Bilal Powell** and **Elijah McGuire**, the 256 yards on the ground were the most since a 277-yard outburst vs. MIA (12/01/14) and the first game with more than 200 rushing yards since the team totaled 221 vs. WAS (10/18/15). **Powell** and **McGuire** both tallied rushing touchdowns of more than 65 yards, the first time in Jets history the team has had two different players record runs of 60 yards or longer.

Week Nine vs. BUF (11/2), the Jets ran the ball 41 times for 194 yards against a BUF defense that ranked third in the league in the league in rushing yards allowed per game going into the matchup. Led by **Matt Forté** (77 yards) and **Powell** (74 yards), the Jets had two backs rush for more than 70 yards in the same game for the second time this season. The Jets are one of three teams to have two running backs run for over 70 yards in the same game twice this season, and have the two highest yards per carry marks among these teams.

### Teams with Multiple 70-Yard RBs in a Single Game

Players	Team	Week	Total Yds.	Avg.
<b>Powell &amp; McGuire</b>	<b>NYJ</b>	<b>4</b>	<b>256</b>	<b>8.26</b>
<b>Powell &amp; Forté</b>	<b>NYJ</b>	<b>9</b>	<b>151</b>	<b>6.57</b>
Cohen & Howard	CHI	3	218	6.23
Cohen & Howard	CHI	14	227	6.49
Ingram & Kamara	NO	6	189	5.40
Ingram & Kamara	NO	10	237	6.49

Week 16 vs. LAC (12/24) the Jets totaled 197 yards on 30 carries, an average of 6.6 yards-per-attempt. Led by **Powell's** 145 yards, the team amassed 190+ yards on the ground for the third time this season, becoming only the fifth team to accomplish this feat in 2017. The Jets also became only the fifth team this year to record four runs of more than 20 yards in one game. Additionally, the Jets are only the fourth team in the NFL to record three rushes of 20-plus in multiple games (vs. JAX 10/1 and vs. LAC 12/24).



## TODD BOWLES

College: Temple  
Hometown: Elizabeth, NJ  
NFL Experience: 20

### UNDER TODD BOWLES

**T**odd Bowles, the 16th full-time head coach in franchise history, returns for his third season with the Jets following a 5-11 campaign in 2016. Despite tying an NFL record with 75 players used in the regular season - including 49 different starters - **Bowles** oversaw a Jets defense in 2016 that continued to display his defensive prowess in limiting the opponent's rushing attack, allowing just 3.69 yards per carry while holding nine different opposing lead ball carriers to under 3.5 yards per rush.

### AREAS OF FOCUS

For **Bowles**, the key to having a successful team comes from executing in four key areas: running the ball, third down, red zone efficiency and turnovers. Through his first two seasons, **Bowles** has seen his defensive unit rank in the top five in the first categories, while finishing in the top half of the league in takeaways.

### Rankings from 2015-16

#### Rushing Defense (Yds/Gm)

3rd in NFL (91.1)  
NFL Avg. (108.9)

#### Third Down Defense (%)

4th in NFL (36.4)  
NFL Avg. (39.3)

#### Rushing Offense (Yds/Gm)

8th in NFL (114.7)  
NFL Avg. (108.9)

#### Big Plays Rushing (Rushes of 10+ Yds)

4th in NFL (106)  
NFL Avg. (92.1)

### NFL COACHING HISTORY

After a decorated eight-year playing career (1986-93), one that included stops at WAS and SF and culminated in a Super Bowl win in 1987, **Bowles** found success working for seven different teams, in varying capacities, both as a secondary coach and as a defensive coordinator.

	2015-PRESENT
	HEAD COACH
	2013-14
	DEFENSIVE COORDINATOR
	2012
	SECONDARY/INTERIM DEFENSIVE COORDINATOR
	2011
	INTERIM HEAD COACH
	2008-11
	ASST. HEAD COACH/SECONDARY
	2005-07
	DEFENSIVE BACKS
	2004
	SECONDARY
	2001-03
	DEFENSIVE NICKEL PACKAGE
	2000
	DEFENSIVE BACKS

### TAKEAWAYS

Since becoming head coach in 2015, **Bowles** has helped the Jets tally 64 takeaways through nearly three seasons. Of the 20 takeaways this season, five have resulted in touchdowns, while four have resulted in a field goal for a total of 47 points.



## HISTORICAL CONTAINMENT

Opposing rushing attacks have been limited in contests against the Jets under **Bowles**. Since becoming the Head Coach of the Jets, **Bowles'** defense has set the franchise record for an opponent's rushing yards on three separate occasions, including the current record of 11 yards in a game against BLT (10/23/16).

### New York Jets Record for Opposing Rushing Yards

Opponent	Yards Allowed	Date
BLT	11	10/23/16
MIA	12	11/29/15
NE	16	10/25/15



## CONTROLLING THE GROUND

During **Bowles'** tenure, the Jets have ranked near the top of the NFL in numerous offensive and defensive rushing categories. Over the 2015-16 seasons, the Jets ranked fourth in big plays rushing, logging 106 rushes of 10+ yards (nearly 14 plays more than the league average). Additionally, since 2015 the Jets defense ranks sixth with 99.1 rushing yards/game, fourth with 3.79 yards/carry and tied for fourth with only 27 rushing touchdowns allowed.

### Top Rushing Defenses (Since 2015)

Team	Yds/G	Rk	Avg	Rk	TDs	Rk
CAR	90.0	1st	3.96	7th	29	6th
ARZ	91.7	3rd	3.65	1st	37	18th
SEA	95.7	3rd	3.68	3rd	39	21st
TEN	96.7	4th	3.81	5th	26	t-2nd
PIT	98.9	5th	4.19	17th	34	t-14th
NYJ	99.1	6th	3.79	4th	27	t-4th



## AWARD TOUR



AP

Despite key injuries in 2014, including losses to four starters, **Bowles'** defense in Arizona succeeded in allowing the fifth-fewest points in the NFL (18.7) and producing the seventh-most interceptions by season's end. **Bowles'** efforts earned him the distinction of the *Associated Press* Assistant Coach of the Year and the *Pro Football Writers Association* Assistant Coach of the Year, respectively

## PRO BOWL(ES)



Over **Bowles'** time in Arizona and New York, eight different players at six different positions have been awarded Pro Bowl honors, including five in his first season as Head Coach: LB John Abraham, RB Chris Ivory, WR Brandon Marshall, DL Calais Campbell, DL **Muhammad**

**Wilkerson**, DL **Leonard Williams**, CB Patrick Peterson and CB Darrelle Revis.

### Games of 70-or-Less Rush Yards Allowed (Since 2015)

Team	No. of Games
CAR	21
NYJ	16
SEA	15

Since becoming head coach in 2015, the Jets have maintained a home-field advantage at MetLife Stadium, where they've held opponents to only 87.7 rushing yards per game, the third-best mark at a home stadium in the NFL. Of the 16 games that the Jets have kept opponents under 70 yards on the ground, 10 of them have come at home, including Week Three this season when the Jets held MIA to 30 yards rushing (9/24) and Week Nine (11/2) when the defense limited BUF to 63 rushing yards.

## MIKE CALDWELL

ASSISTANT HEAD COACH | INSIDE LINEBACKERS




**Mike Caldwell** returns for his third season as the team's assistant head coach | inside linebackers coach after joining Head Coach **Todd Bowles'** staff from the outset in 2015, guiding a group that last year saw 2016 first-round draft choice **Darron Lee** post 40 of his 76 tackles as a starter over the season's final six games. His charges were part of a defense that allowed just 3.69 yards per carry to opposing ball carriers, the fourth lowest average in the league, as the Jets were one of just five teams to surrender 91 or fewer rushing yards in a game 10 times, despite facing six of the top-10 running backs in rushing yards.

In his first season with the Jets (2015), **Caldwell's** unit was part of a defense that helped to set a franchise record with just 83.4 rushing yards per game allowed, as two of his linebackers, David Harris and **Demario Davis**, finished first and second on the team in total tackles with 128 and 118, respectively.

Prior to joining the Jets, **Caldwell** oversaw an ARZ linebacker group that contributed to a defense (coordinated by **Bowles**) that ranked fifth in points allowed per game in 2015 (18.7) despite the key losses of inside linebackers Karlos Dansby (free agency) and Daryl Washington (injury).

## BRANT BOYER

SPECIAL TEAMS COORDINATOR



**Brant Boyer** returns for his second season as the special teams coordinator after initially joining Head Coach **Todd Bowles'** staff in 2016.

In his first season, kicker Nick Folk connected on 87.1% of his field goal attempts, tied for the sixth best in the league last season and the fourth highest mark in team history. Additionally, seventh-round rookie punter **Lachlan Edwards** matched a team rookie record with 75 punts.

**Boyer** joined the Jets after a four-year tenure in IND (2012-15), where he aided a special teams unit that ranked in the top 10 league-wide during that span in net punting average (third), kickoff return average (fourth), kickoff touchbacks (fourth) and field goal percentage (seventh), despite using three different players as primary punt returners and four different kick returners in his four seasons.

## JOHN MORTON

OFFENSIVE COORDINATOR



**John Morton** was named the Jets offensive coordinator on January 31st, joining the team after 15 seasons in the NFL, the last two with NO as the team's wide receivers coach.

Over the last two seasons, NO wide receivers led the NFL with 507 receptions and 6,682 yards. Of that total, all but 49 receptions and 444 yards came from wide receivers with three or fewer years of experience. Under **Morton**, wide receivers Brandin Cooks and Michael Thomas each produced 1,100-yard seasons, while Cooks, Thomas, Willie Snead IV and Brandon Coleman all produced multiple touchdowns in each of their seasons under **Morton** despite all having three-or-fewer years of NFL experience.

Before his return to NO, **Morton** worked in SF coaching wide receivers (2011-14) for a team that reached the Super Bowl XLVII (2012) and the playoffs in three out of his four years. During that span, both wide receivers Anquan Boldin (2013-14) and Michael Crabtree (2012) produced 1,000-yard seasons. In addition to Boldin and Crabtree, three other players produced multiple touchdown seasons under him.

## KACY RODGERS

DEFENSIVE COORDINATOR



**Kacy Rodgers** returns for his third season as the Jets defensive coordinator after leading a 2016 defense that saw the rushing defense allow just 3.69 yards per carry, the fourth lowest average in the league, continuing the group's success against the run. Over his two seasons as defensive coordinator, **Rodgers'** group has held opposing runners to just 91.1 yards per game, the third fewest in the league during that span. Opposing ball carriers have gained just 3.64 yards per carry, the second best in the league.

In his first season as defensive coordinator (2015), **Rodgers'** unit registered 30 takeaways, increasing the team's total by 17 from the previous season, tying for the third most in the league and the most since the team recorded 31 in 2011. As a whole, the defense ranked in the top 10 in five major defensive categories, including points (No. 9), total defense (No. 4), rushing defense (No. 2), third downs (No. 3) and red zone (No. 1).

Prior to joining the Jets, **Rodgers** spent seven seasons coaching the defensive line in MIA. During his tenure, the MIA defense totaled 287 sacks, third most in the league during that span, and ranked in the top 10 in opponents' rushing average (4.02 yards per carry) and rushing touchdowns allowed (80). In 2014, the MIA defensive line produced 30.5 of the team's 39.0 sacks, the third consecutive season that it accounted for over 70% of the team's total.



# Coaching Capsules

## TIM ATKINS

DEFENSIVE QUALITY CONTROL



**Tim Atkins** returns for his second season as the team's defensive quality control coach after initially joining Head Coach **Todd Bowles'** staff in 2016.

Prior to joining the Jets, **Atkins** worked with CLV charting games for two seasons (2014-15) and as a defensive assistant with BUF for two seasons (2011-12). Before joining BUF, he spent time in a variety of roles, including defensive quality control for the Florida Tuskers of the UFL, graduate assistant at Florida Atlantic University, defensive assistant for MIA and wide receivers coach (2005) and safeties coach (2004) at Whittier College after breaking in as an assistant defensive backs coach with Hamilton (AZ) HS.

## JEREMY BATES

QUARTERBACKS



**Jeremy Bates** was named quarterbacks coach on February 8th, 2017, marking his return to the Jets, whom he coached for in 2005. For **Bates**, the position marks his first in the NFL since 2012 when he coached quarterbacks with CHI.

Prior to his time in CHI, **Bates** spent one season as the offensive coordinator for SEA, overseeing an offense that averaged 31.5 points in the postseason.

Between NFL positions, **Bates** spent one season at the University of Southern California, where he worked with Jets Offensive Coordinator **John Morton** (then the USC offensive coordinator/wide receivers coach) as the school's assistant head coach/quarterbacks coach.

## ROBBY BROWN

DEFENSIVE ASSISTANT



**Robby Brown** returns for his third season with the Jets and his first as a defensive assistant, making the move to the other side of the ball after two years as the team's offensive quality control coach.

Prior to joining the Jets, **Brown** coached in the collegiate ranks for 10 seasons, working at South Alabama, Northwestern State, Valdosta State, Henderson State, Southwest Baptist and Troy. As offensive coordinator for Valdosta State in 2012, **Brown** helped the team capture the NCAA Division II National Championship, while averaging 469 yards and scoring 40 points per game.

## DAVID DIAZ-INFANTE

ASSISTANT OFFENSIVE LINE



**David Diaz-Infante** returns for his second season with the Jets, and his third straight year with the club after he spent time as a training camp intern (2015).

Last season, **Diaz-Infante** coached an offensive line that saw nine different starters, including multiple starters at four of the five positions as four projected starters finished the year on injured reserve. Despite the turnover, the line helped blocked for an offense that finished in the top half of the league in both rushing yards (12th) and sacks allowed (16th).

Prior to his time with the Jets, **Diaz-Infante** served as an offensive assistant with ARZ for two seasons (2013-14), working on the same coaching staff as **Bowles**, who was the defensive coordinator at the time.

## KARL DORRELL

WIDE RECEIVERS



**Karl Dorrell** returns for his third season as the Jets wide receivers coach, marking his 28th season coaching at either the collegiate and professional level.

Last season, following an injury to Eric Decker, **Dorrell** would get increased contributions from **Quincy Enunwa**, who established career bests in every category and led the team in receiving yards and receiving touchdowns. Undrafted rookie wide receiver **Robby Anderson** finished with the sixth most receiving yards among rookie wide receivers in 2016 and finished seventh in franchise history for most receiving yards by a rookie, becoming the first Jets receiver with multiple touchdown receptions of 40+ yards since 2010.

In his first season with the Jets (2015), **Dorrell** oversaw a record-setting receiving group led by Brandon Marshall, who earned Pro Bowl recognition after posting franchise marks with 109 receptions (fourth in the league), 1,502 yards (fourth) and 14 receiving touchdowns (tied for first). Additionally, Decker and Marshall would combine for the most receptions and receiving touchdowns of any wide receiver duo in Jets history while finishing second in team annals in total receiving yards. The pair also logged touchdowns in the same game nine times, besting the previous NFL record established in 1998.

## LA'ROI GLOVER

ASSISTANT DEFENSIVE LINE




**La'Roi Glover** was named assistant defensive line coach this off-season after seven years of experience working in the NFL and a 13-year playing career that saw him selected to multiple Pro Bowls.

Prior to joining the Jets, **Glover** spent seven seasons working as the Director of Player Programs for SL I LA. In that role he was responsible for assisting players with their transition into professional football and the development of programs to address off-the-field matters.

**Glover** spent 13 seasons as a defensive tackle in the league, playing in 193 games, that included 191 consecutive to finish his career, for OAK (1996), NO (1997-2001), DAL (2002-05) and SL (2006-08). He amassed 83.5 sacks during his career and was selected to six consecutive Pro Bowl teams, while also receiving All-Pro recognition four times. He was a first-team selection for the 2000s All-Decade team. During the 2000 season, **Glover** led the league with 17.0 sacks, the second most in league history among defensive tackles, and was named NFL Alumni Defensive Lineman of the Year as well as NFC Defensive Player of the Year.

## KEVIN GREENE

OUTSIDE LINEBACKERS



**Kevin Greene** joined the New York Jets staff as the team's outside linebackers coach on January 28th, 2017, his second coaching position in the NFL following a 15-season, Hall-of-Fame playing career.

Prior to joining the Jets, **Greene** spent five seasons with GB as their outside linebackers coach. In those five seasons, GB produced 203.0 sacks, the fourth most in the league, while linebacker Clay Matthews produced 50.0 total sacks, the third most of any player and the most among any outside linebackers. Additionally, nine different outside linebackers produced multi-sack seasons for GB under **Greene**, including five rookies.

As a 3-4 outside linebacker during his playing career, **Greene** played for four different teams – LAN, PIT, CAR and SF – and notched 160.0 career sacks, the third most in league history and the most by a linebacker. A five-time Pro Bowl selection and three-time All-Pro selection, **Greene** registered 10 double-digit sack seasons and led his team in sacks 11 times while leading the league twice. He played in six conference championship games and one Super Bowl (XXX) and was inducted into the Pro Football Hall of Fame in 2016.

## JEFF HAMMERSCHMIDT

ASSISTANT SPECIAL TEAMS




**Jeff Hammerschmidt** returns for his second season as the assistant special teams coach. He initially joined the staff with Special Teams Coordinator **Brant Boyer** in 2016, his first season in the NFL after a 24-year career coaching in the collegiate ranks.

In **Hammerschmidt's** first season, kicker Nick Folk connected on 87.1% of his field goal attempts, tied for the sixth best in the league last season and the fourth-highest mark in team history. Additionally, seventh-round rookie punter **Lachlan Edwards** matched a team-rookie record with 75 punts.

Prior to joining the Jets, **Hammerschmidt** served as a special teams coordinator for his alma mater Arizona (2008-11) before working in the same capacity at Colorado State (2012-15). In his time with the Rams, both the punter and kicker received honorable mention all-conference honors. Throughout his career, **Hammerschmidt** has coached every level of the defense (secondary, linebackers and defensive line) while also serving as a defensive coordinator for Southern Utah (1996-97), Saint Mary's (2000-02) and Montana (2003-04). He began his coaching career in 1992 as a graduate assistant at Arizona and has since worked with a handful of current and former NFL players, including Kris Dielman, Adewale Ogunleye, Antwaan Randle El and Brooks Reed.

## JIMMIE JOHNSON

TIGHT ENDS



**Jimmie Johnson** returns for his third season as the Jets tight ends coach, originally joining the staff in 2015. In two seasons under **Johnson**, the tight ends have helped block for a rushing attack that has produced 114.7 yards per game, the eighth best average in the league.

Last season (2016), in-season waiver claim **Austin Seferian-Jenkins** posted eight of his 10 catches with the Jets over his final five contests.

Prior to joining the Jets, **Johnson** spent eight seasons as the MIN tight ends coach, utilizing a variety of different players in his time there. During his time in MIN, four different tight ends led the group in receptions, including Jermaine Wiggins (2006), Visanthe Shiancoe (2007-11), Kyle Rudolph (2012) and John Carlson (2013). Under **Johnson**, Shiancoe posted 208 catches for 2,424 yards and 24 touchdowns in five seasons, despite amassing just 35 catches for 253 yards and three touchdowns in the four seasons prior to joining MIN. In his final two seasons with **Johnson**, Rudolph, a former second-round selection, posted 12 touchdowns. Although he missed eight games in those two seasons, Rudolph's 12 touchdowns tied for the fifth-most among tight ends in the NFL. In their time under **Johnson**, MIN tight ends also excelled in the red zone, producing 36 touchdowns on just 75 targets, or almost half a touchdown per target, the best in the league.



# Coaching Capsules

## MICK LOMBARDI

OFFENSIVE ASSISTANT | ASSISTANT QUARTERBACKS



**Mick Lombardi** was named as an offensive assistant | assistant quarterbacks coach on Head Coach **Todd Bowles'** staff on February 7th, 2017. Lombardi joins the Jets after spending the last four years working with SF in a variety of roles.

This season marks **Lombardi's** seventh season in the NFL after previously working with both SF and NE. With SF, **Lombardi** worked on both sides of the ball as an offensive quality control coach (2016) and offensive assistant (2014) and as a defensive assistant (2015) working with the defensive backs. He joined SF in 2013 as an assistant to Head Coach Jim Harbaugh.

Prior to his time with SF, **Lombardi** spent two seasons with NE, first as a scouting assistant (2011) and then as a scouting and coaching assistant (2012), working with the offense.

## STEVE MARSHALL

OFFENSIVE LINE




**Steve Marshall** returns for his third season as the Jets offensive line coach, his 37th season coaching football and 10th in the NFL. Last season, **Marshall** coached an offensive line that saw nine different starters, including multiple starters at four of the five positions as four projected starters finished the year on injured reserve. Despite the turnover, the line helped blocked for an offense that finished in the top half of the league in both rushing yards (12th) and sacks allowed (t-16th).

In his first season (2015), **Marshall's** offensive line ranked in the top 10 in the league in sacks allowed, helping quarterback Ryan Fitzpatrick and running back Chris Ivory both establish career-best seasons as Fitzpatrick set a franchise record for most passing touchdowns (31) and Ivory earned Pro Bowl honors after gaining an AFC-leading 1,070 yards rushing.

Prior to the Jets, **Marshall's** lines helped two quarterbacks, Derek Anderson (CLV, 2007) and Aaron Rodgers (GB, 2014) earn Pro Bowl appearances. In CLV, he helped rookie first-round draft choice offensive tackle Joe Thomas earn Pro Bowl honors in his first two seasons, adding All-Pro recognition in his second, while his lines paved the way for running back Jamal Lewis to gain over 1,000 yards each year.

## DAYLON McCUTCHEON

ASSISTANT DEFENSIVE BACKS



**Daylon McCutcheon** returns for his third season as the Jets assistant defensive backs coach after making his NFL coaching debut in 2015.

Since 2015, the Jets secondary has ranked in the top 10 in both passing defense and completion percentage allowed. Last season, the Jets improved from the league's lowest-ranked passing defense, allowing 302.1 yards per contest over the first eight weeks, to the league's second-ranked passing defense, allowing just 207.5 yards per game.

In his first full season with the Jets (2015), the defensive backs produced all 18 of the team's interceptions (fifth-most in the NFL), and held opposing quarterbacks to the lowest completion percentage in the league (57.1 percent) and the sixth-lowest quarterback ranking (79.0).

**McCutcheon** returned to the Jets after spending the 2013 training camp as a minority coaching intern, working with the defense. Prior to returning to the Jets, he assisted ARZ in the same capacity during the 2014 training camp, working with **Todd Bowles**, **Mike Caldwell** and the ARZ defense.

## STUMP MITCHELL

RUNNING BACKS



**Lyvonja "Stump" Mitchell** joined the staff as the team's running backs coach on February 1st, 2017, marking his 16th season coaching running backs in the NFL.

Prior to joining the Jets, **Mitchell** spent nine seasons in SEA (1999-2007), two seasons in WAS (1998-99) and the last four seasons in ARZ (2013-16), turning an ARZ rushing attack that ranked 24th or worse each season from 2005-2012, including 32nd four times, to a top 10 rushing offense over the last two seasons.

Under **Mitchell**, four different backs — Ricky Watters (1999-00), Shaun Alexander (2001-05), Clinton Portis (2008) and David Johnson (2016) — have gained 1,000 yards rushing in a season, while Andre Ellington produced 1,000 scrimmage yards in each of his first two NFL seasons (2013-14). Additionally, Alexander (five times) and Johnson (each of the last two seasons) have produced 10 or more scrimmage touchdowns in a season, including Alexander's then-NFL record 28 in 2005 and Johnson's league-leading 20 last season. He has helped produce five Pro Bowl players: Alexander, Johnson, Portis, as well as fullbacks Mack Strong and Mike Sellers.

## ROBERT NUNN

DEFENSIVE LINE



**Robert Nunn** was named the defensive line coach for the Jets on January 31st, 2017, his 18th season as a coach in the NFL and his 30th season coaching football.

Prior to the Jets, **Nunn** worked with CLV (2016), NYG (2010-15), TB (2009), GB (2005-08), MIA (2001-02, 04) and WAS (2003). He has been part of six top-10 defenses for three different teams, while 19 different players have produced at least 5.0 sacks in a season under him. Of those 19, 11 matched or established their single-season career bests while coached by him. Among the players coached by **Nunn** in the NFL are Hall of Famers Bruce Smith, who broke the NFL career sacks record under him in 2003, and Jason Taylor, who established a single-season best 18.5 sacks in 2002, as well as Jason Pierre-Paul and Justin Tuck, both of whom registered multiple 10+ sack seasons with him.

Before entering the coaching ranks in the NFL, **Nunn** spent 12 years coaching at the collegiate level, including eight seasons as the head coach (1992-99) at Georgia Military College in Milledgeville, GA after spending his first season at the school (1991) as the defensive coordinator. Among his other stops were coaching defensive ends at Tennessee, where he coached current Jets defensive coordinator **Kacy Rodgers**, and one season as the defensive line coach at Northeastern Oklahoma A&M College (1988).

## JASON VRABLE

OFFENSIVE ASSISTANT



**Jason Vrable** was named to the staff as an offensive assistant on February 7th, 2017. Vrable joins the Jets after spending the previous four seasons with BUF.

In BUF, **Vrable** spent the first three seasons as offensive quality control coach before being promoted to assistant quarterbacks coach. He assumed the role of interim running backs coach following Anthony Lynn's promotion to offensive coordinator in Week Three. Since Week Three, BUF running backs Mike Gillislee (5.71) and LeSean McCoy (5.67) led all qualifying NFL runners in rushing average as the pair also accounted for 23 total touchdowns as part of a BUF offense that finished first in the league in rushing yards per game.

Prior to entering the NFL coaching ranks, **Vrable** spent two seasons at Syracuse, first working as an assistant to the wide receivers coach and then as an assistant to the quarterbacks coach. Following his time with the Orange, **Vrable** spent two seasons at the University of Charleston as the school's offensive coordinator and quarterbacks coach, as the school led its conference in total offense and rushing offense.

## DENNARD WILSON

DEFENSIVE BACKS



**Dennard Wilson** joined the Jets staff as the team's defensive backs coach on January 18th, 2017 after five seasons with SL/LA.

With the Rams, **Wilson** held the defensive backs coaching position for the last two seasons, overseeing a passing defense that improved from 23rd in 2015 to ninth overall in 2016. Since 2015, cornerback Trumaine Johnson has picked off eight passes, tied for the fifth most in the league and third most among corners. Before spending the last two seasons as the defensive backs coach, **Wilson** worked as the SL defensive quality control coach after joining the team in 2012.

**Wilson** entered the NFL coaching ranks with SL after four years as a pro scout with CHI, evaluating pro players and scouting opponents.



# Building the Jets

20

## DRAFT SELECTIONS

Year	Player	Draft Round
2011	Muhammad Wilkerson	1
	Bilal Powell	4
2012	Demario Davis <sup>1</sup>	3
2013	Brian Winters	3
2014	Dakota Dozier	4c
2015	Leonard Williams	1
	Bryce Petty	4
2016	Darron Lee	1
	Christian Hackenberg	2
	Jordan Jenkins	3
	Juston Burris	4
	Brandon Shell	5
	Lachlan Edwards	7a
2017	Jamal Adams	1
	Marcus Maye	2
	ArDarius Stewart	3
	Chad Hansen	4
	Elijah McGuire	6a
	Jeremy Clark	6b
	Derrick Jones	6c

<sup>1</sup>Re-acquired via trade in 2017

19

## FREE AGENTS

Year	Player	How Acquired
2015	James Carpenter	(UFA-SEA)
	Josh Martin	(FA)
	Buster Skrine	(UFA-CLV)
	Julian Stanford	(FA)
2016	Bruce Carter	(FA)
	Matt Forté	(UFA-CHI)
	Steve McLendon	(UFA-PIT)
	Eric Tomlinson	(FA)
2017	David Bass	(FA)
	Kelvin Beachum	(UFA-JAX)
	Freddie Bishop	(FA)
	Chandler Catanzaro	(FA)
	Morris Claiborne	(UFA-DAL)
	Xavier Cooper	(FA)
	Obum Gwacham	(FA)
	Jonotthan Harrison	(UFA-IND)
	Akeem Judd	(FA)
	JoJo Natson	(FA)
	Neal Sterling	(FA)

4

## UNDRAFTED FREE AGENTS

Year	Player
2013	Rontez Miles
2014	Brent Qvale
2016	Robby Anderson
	Lawrence Thomas

13

## RESERVE | INJURED

Player	How Acquired	Year
Xavier Coleman	Undrafted Free Agent	2017
Dylan Donahue	Drafted (5th)	2017
Quincy Enunwa	Drafted (6th)	2014
Brisly Estime	Undrafted Free Agent	2017
Chris Gragg	Free Agent	2017
Bryson Keeton	Undrafted Free Agent	2016
Jordan Leggett	Drafted (5th)	2017
Lorenzo Mauldin	Drafted (3rd)	2015
Josh McCown	Free Agent	2017
Doug Middleton	Undrafted Free Agent	2016
Charone Peake	Drafted (7b)	2016
Devin Smith	Drafted (2nd)	2015
Ed Stinson	Free Agent	2017

10

## TRADE | WAIVER CLAIMS

Year	Player	Previous Team
2013	Ben Ijalana	(W-IND)
2014	Wesley Johnson	(W-PIT)
2016	Mike Pennel	(W-GB)
	Darryl Roberts	(W-NE)
	Austin Seferian-Jenkins	(W-TB)
2017	Terrence Brooks	(T-PHI)
	Kony Ealy	(W-NE)
	Thomas Hennessy	(T-IND)
	Jermaine Kearse	(T-SEA)
	Rashard Robinson	(T-SF)

# Roster Breakdown



## ROSTER COMPARISON

	2017	2016
Rookies and First-Year Players	12	14
Players with Three-Years-or-Less of NFL Experience	30	27
Players Ages 30-or-Older	3	12
Players Drafted by the Jets	22	21
Average Age of Roster	25.7	26.2
Average Years of NFL Experience on Roster	3.7	4.4



## ROSTER NOTABLES

### No. of First-Round Draft Picks (Drafted By): 6

Jamal Adams (NYJ), James Carpenter (SEA), Morris Claiborne (DAL), Darron Lee (NYJ), Muhammad Wilkerson (NYJ), Leonard Williams (NYJ)

### No. of Second-Round Draft Picks (Drafted By): 7

Bruce Carter (DAL), Kony Ealy (CAR), Matt Forté (CHI), Christian Hackenberg (NYJ), Ben Ijalana (IND), Marcus Maye (NYJ), Austin Seferian-Jenkins (TB)

### No. of Third-Round Draft Picks (Drafted By): 6

Terrence Brooks (BLT), Xavier Cooper (CLV), Demario Davis (NYJ), Jordan Jenkins (NYJ), ArDarius Stewart (NYJ), Brian Winters (NYJ)

### No. of Fourth-Seventh-Round Draft Picks (Drafted By): 18

David Bass (OAK), Kelvin Beachum (PIT), Juston Burris (NYJ), Jeremy Clark (NYJ), Dakota Dozier (NYJ), Lachlan Edwards (NYJ), Obum Gwacham (SEA), Chad Hansen (NYJ), Wesley Johnson (PIT), Derrick Jones (NYJ), Elijah McGuire (NYJ), Bryce Petty (NYJ), Bilal Powell (NYJ), Darryl Roberts (NE), Rashard Robinson (SF), Brandon Shell (NYJ), Buster Skrine (CLV), Neal Sterling (JAX)

### No. of Undrafted Players (Original Team): 16

Robby Anderson (NYJ), Freddie Bishop (DET), Chandler Catanzaro (ARZ), Jonotthan Harrison (IND), Thomas Hennessy (IND), Akeem Judd (TEN), Jermaine Kearse (SEA), Josh Martin (KC), Steve McLendon (PIT), Rontez Miles (NYJ), JoJo Natson (IND), Mike Pennel (GB), Brent Qvale (NYJ), Julian Stanford (JAX), Lawrence Thomas (NYJ), Eric Tomlinson (PHI)



## ROSTER SUPERLATIVES

Longest Tenured Jet .....	7 .....	Bilal Powell, Muhammad Wilkerson
Youngest Player .....	22 .....	Jamal Adams
Oldest Player .....	32 .....	Matt Forté
Most Experience .....	10 .....	Matt Forté
Tallest Player .....	6-7 .....	Brent Qvale
Shortest Player .....	5-7 .....	JoJo Natson
Furthest Away From Home (in miles) .....	10,333 .....	Lachlan Edwards (Melbourne, Australia)

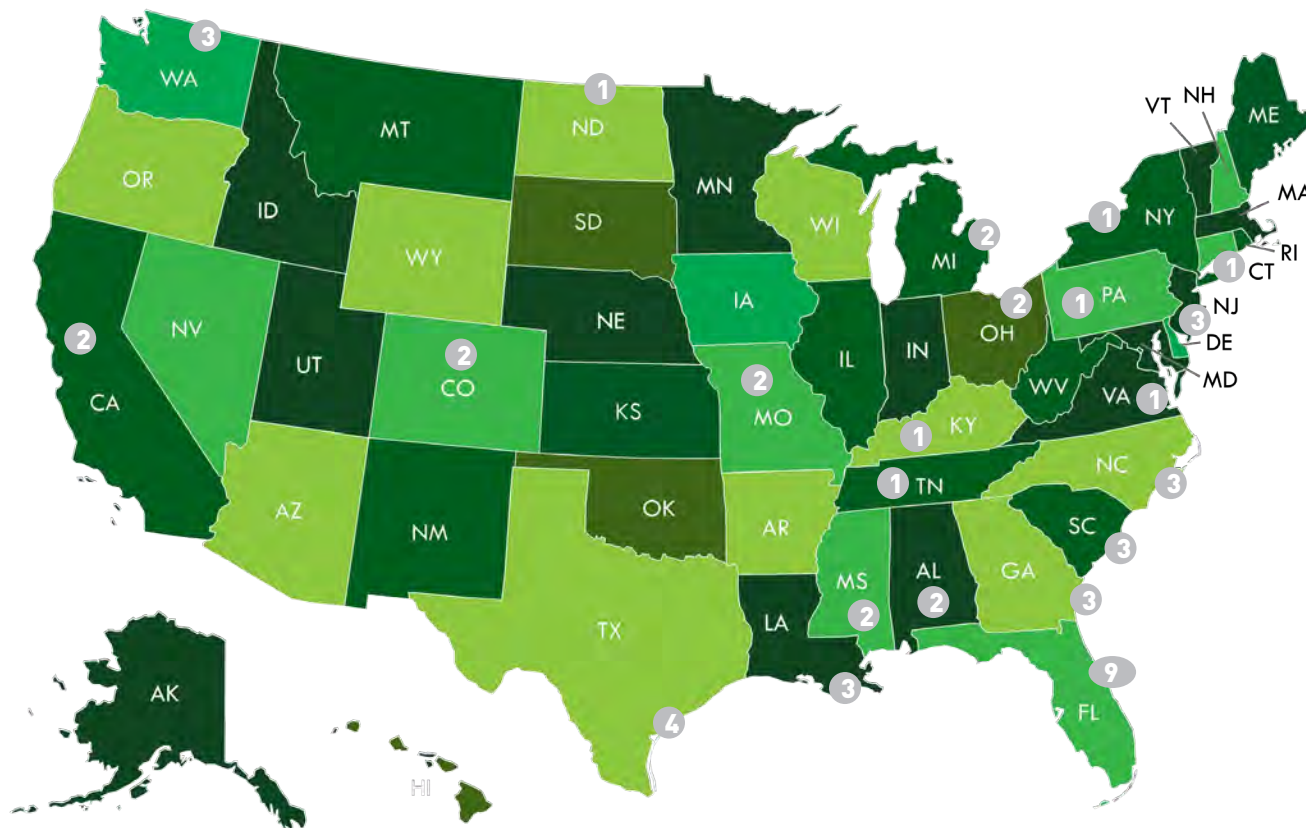


## NOTABLE NUMBERS

States represented on roster .....	22	
State with most players on roster .....	9 .....	Florida
School with most players on roster .....	3 .....	LSU
Players from New Jersey on the roster .....	3 .....	Ben Ijalana, Neal Sterling, Muhammad Wilkerson
Players from New York on the roster .....	1 .....	Thomas Hennessy
Coaches who played in the NFL .....	12 .....	Todd Bowles, Brant Boyer, Mike Caldwell, Karl Dorrell, La'Roi Glover, Kevin Greene, Jeff Hammerschmidt, Jimmie Johnson, Daylon McCutcheon, Steve Mitchell, John Morton, Dennard Wilson
National Champions on the roster .....	4 .....	Terrence Brooks, James Carpenter, Darron Lee, ArDarius Stewart



# Hometown Breakdown



9

## FLORIDA

Robby Anderson	Fort Lauderdale
Terrence Brooks	Dunnellon
Jonotthan Harrison	Groveland
Marcus Maye	Melbourne
JoJo Natson	Lauderdale Lakes
Bilal Powell	Lakeland
Darryl Roberts	Lakeland
Rashard Robinson	Pompano Beach
Leonard Williams	Daytona Beach

4

## TEXAS

Jamal Adams	Lewisville
Kelvin Beachum	Mexia
Bryce Petty	Midlothian
Eric Tomlinson	Klein

3

## GEORGIA

James Carpenter	Augusta
Jordan Jenkins	Hamilton
Buster Skrine	Woodstock

3

## LOUISIANA

Morris Claiborne	Shreveport
Matt Forté	Lake Charles
Elijah McGuire	Houma

3

## NEW JERSEY

Ben Ijalana	North Brunswick
Neal Sterling	Belmar
Muhammad Wilkerson	Linden

3

## NORTH CAROLINA

Juston Burris	Raleigh
Bruce Carter	Havelock
Akeem Judd	Durham

3

## SOUTH CAROLINA

Chandler Catanzaro	Greenville
Dakota Dozier	West Columbia
Brandon Shell	Goose Creek

3

## WASHINGTON

Xavier Cooper	Tacoma
Jermaine Kearse	Lakewood
Austin Seferian-Jenkins	Fox Island

2

## ALABAMA

Steve McLendon	Ozark
ArDarius Stewart	Fultondale

2

## CALIFORNIA

Obum Gwacham	Chino Hills
Chad Hansen	Fillmore

2

## COLORADO

Josh Martin	Aurora
Mike Pennel	Denver

2

## MICHIGAN

Freddie Bishop	Inkster
Lawrence Thomas	Detroit

2

## MISSISSIPPI

Demario Davis	Collins
Derrick Jones	Eupora

2

## MISSOURI

David Bass	St. Louis
Kony Ealy	St. Louis

2

## OHIO

Darron Lee	New Albany
Brian Winters	Hudson

1

## CONNECTICUT

Julian Stanford	Bloomfield
-----------------	------------

1

## KENTUCKY

Jeremy Clark	Madisonville
--------------	--------------

1

## NEW YORK

Thomas Hennessy	Bardonia
-----------------	----------

1

## NORTH DAKOTA

Brent Qvale	Williston
-------------	-----------

1

## PENNSYLVANIA

Rontez Miles	Braddock
--------------	----------

1

## TENNESSEE

Wesley Johnson	Nashville
----------------	-----------

1

## VIRGINIA

Christian Hackenberg	Palmyra
----------------------	---------

1

## INTERNATIONAL

Lachlan Edwards	Hastings, Australia
-----------------	---------------------

# Social Media Breakdown



## NEW YORK JETS

Website: ..... [newyorkjets.com](http://newyorkjets.com)  
 Facebook: ..... [/jets](https://www.facebook.com/njets)  
 Instagram: ..... [@nyjets](https://www.instagram.com/njets)  
 Twitter: ..... [@nyjets](https://twitter.com/njets)  
 Snapchat: ..... [officialnyjets](https://www.snapchat.com/add/officialnyjets)

## NEW YORK JETS COMMUNICATIONS

Instagram: ..... [@NYJetsPR](https://www.instagram.com/NYJetsPR)  
 Twitter: ..... [@NYJetsPR](https://twitter.com/NYJetsPR)



## PLAYER ACCOUNTS

PLAYER	INSTAGRAM	TWITTER	PLAYER	INSTAGRAM	TWITTER
Adams, Jamal	presidentma_	TheAdams_era	Judd, Akeem	21_Answers	ajudd1
Anderson, Robby	chosen1ra	youngamazing9	Kearse, Jermaine	jkearse15	JKearse_15
Bass, David	dbassjr	dbass91	Lee, Darron	themanimal_	DLeeMG8
Beachum, Kelvin	kelvinBeachumJr	Kelvin.BeachumJr	Martin, Josh	joshmartin95	joshmartin95
Bishop, Freddie	bishop_yn	Bishop_YN	Maye, Marcus	alldaymaye_	alldayMAYE
Brooks, Terrence	_showtime29	_Showtime29	McGuire, Elijah	thereal_elimcguire	Mr_Adversityy
Burris, Juston	jdotBurris32	Jdotburris32	McLendon, Steve	bigblackmclendon	-
Carpenter, James	jamescarpenter77	JEcarpenter77	Miles, Rontez	instant9	RontezMiles
Carter, Bruce	-	BruceCarter54	Natson, JoJo	againstallodds_9	-
Catanzaro, Chandler	thecatman39	-	Pennel, Mike	kingPenneljr	-
Claiborne, Morris	moclaiborne24	MoClaiborne	Petty, Bryce	brycerr09	b_petty14
Clark, Jeremy	34jerm	34Jerm	Powell, Bilal	-	bilalpowell29
Cooper, Xavier	-	XavierCooper_96	Qvale, Brent	brentqvale	brentqvale76
Davis, Demario	demario_davis	d56davis	Roberts, Darryl	Swaggtastic27	_SwagDee
Dozier, Dakota	bulldozier78	BullDozier78	Robinson, Rashard	mantis.954	SHAD_JUSTDOIT2
Ealy, Kony	konyealy94	KonyEaly94	Seferian-Jenkins, Austin	i.am.asj	Aesj88
Edwards, Lachlan	ledwards49	Lach_Edwards49	Shell, Brandon	honchoshell72	-
Forté, Matt	mforte22	MattForte22	Skrine, Buster	busterskrine	BusterSkrine
Gwacham, Obum	obumg	obumg	Stanford, Julian	mr_nxtLvl	Mr_Nxtlvl
Hackenberg, Christian	chackenberg1	chackenberg1	Sterling, Neal	Neal_Sterling	Neal_Sterling
Hansen, Chad	chadhansen6	Chad_Hansen6	Stewart, ArDarius	ardarius_ala_stewart	neversleepon13
Harrison, Jonotthan	jharrison72	JHarrison_72	Thomas, Lawrence	-	LawrenceLThomas
Hennessy, Thomas	THenny43	-	Tomlinson, Eric	-	-
Ijalana, Ben	-	TheBiggerBen	Wilkerson, Muhammad	mowilkerson	mowilkerson
Jenkins, Jordan	jordan59jenkins	JordanOLB	Williams, Leonard	leonardwilliams	leonardwilliams
Johnson, Wesley	wjohnson67	wjohnson67	Winters, Brian	rarebreed66	bjwint67
Jones, Derrick	Belegendary19	Belegendary19			



# Personnel Moves

## JANUARY

Pos	Player Coach	Transaction
2 DL	Kenny Anunike	Signed, Reserve Future
WR	Darius Jennings	Signed, Reserve Future
FB	Chris Swain	Signed, Reserve Future
DL	Claude Pelon	Signed, Reserve Future
TE	Jason Vander Laan	Signed, Reserve Future
3	Chan Gailey	Retired
	Mark Collins	Informed he will not return
	Joe Danna	Informed he will not return
	Pepper Johnson	Informed he will not return
	Kevin Patullo	Informed he will not return
	Marcel Shipp	Informed he will not return
4 K	Ross Martin	Signed, Reserve Future
5 LS	Zach Triner	Signed, Reserve Future
11 WR	Myles White	Signed, Reserve Future
	Julian Howsare	Signed, Reserve Future
	Deshon Foxx	Signed, Reserve Future
14 LB	Frank Beltre	Signed, Reserve Future
16 DL	Mike Pennel	Claimed (GB)
17 G	Brian Winters	Signed, Contract Extension
18 LB	Jeff Luc	Signed, Reserve Future
23 WR	Frankie Hammond	Signed, Reserve Future

## FEBRUARY

Pos	Player Coach	Transaction
7 LS	Josh Latham	Signed, Free Agent
8 T	Jeff Adams	Signed, Free Agent
23 K	Nick Folk	Released
	Breno Giacomini	Released
25 C	Nick Mangold	Released

## MARCH

Pos	Player Coach	Transaction
3 WR	Brandon Marshall	Released
9 LB	Corey Lemioner	Re-Signed, Unrestricted Free Agent
	Josh Martin	Re-Signed, Unrestricted Free Agent
	Darrelle Revis	Released
	Khiry Robinson	Released
11 T	Kelvin Beachum	Signed, Unrestricted Free Agent (JAX)
	Chandler Catanzaro	Signed, Free Agent
	Tanner Purdum	Re-Signed, Unrestricted Free Agent
20 CB	Morris Claiborne	Signed, Unrestricted Free Agent (DAL)
22 QB	Josh McCown	Signed, Free Agent
	Mike Pennel	Re-Signed, Free Agent
23 WR	Quinton Patton	Signed, Unrestricted Free Agent (SF)
24 T	Ben Ijalana	Re-Signed, Unrestricted Free Agent
28 C	Jonotthan Harrison	Signed, Free Agent

## APRIL

Pos	Player Coach	Transaction
6 TE	Brian Parker	Signed, Free Agent
7 CB	John Ojo	Signed, Free Agent
13 C	Wesley Johnson	Re-Signed, Restricted Free Agent
14 LB	Julian Stanford	Released
17 LB	Julian Stanford	Re-Signed, Free Agent
	Marcus Williams	Re-Signed, Restricted Free Agent
26 RB	Brandon Burks	Waived
WR	Darius Jennings	Waived
LS	Josh Latham	Waived
LB	Jeff Luc	Waived
DL	Julien Obioha	Waived
27 S	Jamal Adams	Selected in the NFL Draft (1st)
DL	Kenny Anunike	Waived
28 S	Marcus Maye	Selected in the NFL Draft (2)
WR	ArDarius Stewart	Selected in the NFL Draft (3)
29 WR	Chad Hansen	Selected in the NFL Draft (4)
TE	Jordan Leggett	Selected in the NFL Draft (5a)
LB	Dylan Donahue	Selected in the NFL Draft (5b)
RB	Elijah McGuire	Selected in the NFL Draft (6a)
CB	Jeremy Clark	Selected in the NFL Draft (6b)
CB	Derrick Jones	Selected in the NFL Draft (6c)

## MAY

Pos	Player Coach	Transaction
3 OL	Alex Balducci	Claimed (SF)
4 LB	Bruce Carter	Re-Signed, Unrestricted Free Agent
	Marcus Gilchrist	Released
	Nick Marshall	Waived
	Chris Swain	Waived
5 LB	Austin Calitro	Signed, Undrafted Free Agent
	Xavier Coleman	Signed, Undrafted Free Agent
	Brisly Estime	Signed, Undrafted Free Agent
	Anthony Firkser	Signed, Undrafted Free Agent
	Patrick Gamble	Signed, Undrafted Free Agent
	Connor Harris	Signed, Undrafted Free Agent
	Javarius Leamon	Signed, Undrafted Free Agent
8 OL	Chris Bordelon	Signed, Undrafted Free Agent
	Ben Braden	Signed, Undrafted Free Agent
	Donald Hawkins	Waived
	Gabe Marks	Signed, Undrafted Free Agent
	John Ojo	Waived
	Zach Triner	Waived
9 WR	KD Cannon	Claimed (SF)
	Deshon Foxx	Waived
	Austin Calitro	Waived
15 LB	Jevaris Jones	Signed, Undrafted Free Agent
22 WR	Deshon Foxx	Signed, Free Agent
23 WR	Devin Smith	Placed on IR
30 TE	Braedon Bowman	Waived
	Corey White	Signed, Free Agent

# Personnel Moves



## JUNE

Pos	Player Coach	Transaction
1 LB	Demario Davis	Acquired via Trade (CLV)
S	Calvin Pryor	Traded (CLV)
2 LB	Jevaris Jones	Waived
S	Shamarko Thomas	Signed, Free Agent
5 WR	Quinton Patton	Placed on IR
WR	Devin Street	Signed, Free Agent
6 LB	David Harris	Released
8 WR	Quinton Patton	Released
9 LB	Spencer Paysinger	Signed, Free Agent
12 LB	Randell Johnson	Waived
13 RB	Jordan Todman	Signed, Free Agent
WR	Eric Decker	Released
20 WR	Marquess Wilson	Signed, Free Agent

## JULY

Pos	Player Coach	Transaction
26 WR	Lucky Whitehead	Claimed (DAL)
WR	Devin Street	Waived
27 RB	Marcus Murphy	Claimed (NO)
RB	Brandon Wilds	Waived
29 TE	Chris Gragg	Signed, Free Agent
WR	KD Cannon	Waived
30 CB	Bryson Keeton	Placed on IR
CB	David Rivers	Signed, Free Agent

## AUGUST

Pos	Player Coach	Transaction
4 DL	Brandin Bryant	Placed on IR
WR	Bruce Ellington	Claimed (SF)
DL	Jeremy Faulk	Signed, Undrafted Free Agent
TE	Brian Parker	Placed on IR
DL	Devon Still	Signed, Free Agent
DB	Corey White	Placed on IR
6 FB	Algernon Brown	Signed, Free Agent
WR	Bruce Ellington	Waived, Failed Physical
13 S	Robenson Therezie	Claimed (NO)
FB	Algernon Brown	Waived
14 WR	Dan Williams	Signed, Undrafted Free Agent
WR	Deshon Foxx	Waived
16 WR	Kenbrell Thompkins	Signed, Free Agent
DB	Doug Middleton	Placed on IR
22 TE	Brandon Barnes	Signed, Free Agent
WR	Marquess Wilson	Released
23 RB	Jahad Thomas	Signed, Free Agent
RB	Jordan Todman	Released
27 S	Terrence Brooks	Acquired via Trade (PHI)
CB	Dexter McDougle	Traded (PHI)
DL	Kony Ealy	Claimed (NE)
28 S	Armagedon Draughn	Signed, Free Agent

DL	Devon Still	Released
LS	Thomas Hennessy	Acquired via Trade (IND)
S	Ronald Martin	Traded (IND)
DL	Anthony Johnson	Placed on IR

## SEPTEMBER

Pos	Player Coach	Transaction
1 WR	Jermaine Kearse	Acquired via Trade (SEA)
DL	Sheldon Richardson	Traded (SEA)
WR	Quincy Enunwa	Placed on IR
TE	Chris Gragg	Placed on IR
LB	Corey Lemonier	Placed on IR
CB	Jeremy Clark	Placed on Reserve/NFI
T	Jeff Adams	Waived
TE	Brandon Barnes	Waived
CB	Armagedon Draughn	Waived
DL	Jeremy Faulk	Waived
WR	Chris Harper	Waived
K	Ross Martin	Waived
LB	Spencer Paysinger	Released
CB	David Rivers	Waived
OL	Craig Watts	Waived
WR	Myles White	Waived
2 WR	Kalif Raymond	Claimed (DEN)
LB	Edmond Robinson	Claimed (MIN)
WR	Damore'ea Stringfellow	Claimed (MIA)
TE	Will Tye	Claimed (NYG)
LB	Frank Beltre	Signed, Practice Squad
OL	Ben Braden	Signed, Practice Squad
CB	Xavier Coleman	Signed, Practice Squad
DL	Deon Simon	Signed, Practice Squad
OL	Alex Balducci	Waived
LB	Frank Beltre	Waived
LB	Freddie Bishop	Waived
OL	Chris Bordelon	Waived
OL	Ben Braden	Waived
CB	Xavier Coleman	Waived
FB	Anthony Firkser	Waived
DL	Patrick Gamble	Waived
WR	Frankie Hammond	Waived
LB	Connor Harris	Waived
T	Javarius Leamon	Waived
WR	Gabe Marks	Waived
2 RB	Romar Morris	Waived
RB	Marcus Murphy	Waived
LS	Tanner Purdum	Released
DL	Deon Simon	Waived
S	Robenson Therezie	Waived
RB	Jahad Thomas	Waived
S	Shamarko Thomas	Released
DL	Lawrence Thomas	Waived
WR	Kenbrell Thompkins	Released
TE	Jason Vander Laan	Waived



# Personnel Moves

## SEPTEMBER (cont.)

Pos	Player Coach	Transaction
2 WR	Dan Williams	Waived
WR	Jalin Marshall	Reserve/Suspended
TE	Austin Seferian-Jenkins	Reserve/Suspended
3 LB	Bruce Carter	Signed, Free Agent
LB	Lorenzo Mauldin	Placed on IR
LB	Freddie Bishop	Signed, Practice Squad
DL	Patrick Gamble	Signed, Practice Squad
G	Geoff Gray	Signed, Practice Squad
RB	Marcus Murphy	Signed, Practice Squad
WR	JoJo Natson	Signed, Practice Squad
CB	Terrell Sinkfield	Signed, Practice Squad
5 WR	Jeremy Kerley	Signed, Free Agent
FB	Julian Howsare	Waived
DL	Lawrence Thomas	Signed, Practice Squad
DL	Patrick Gamble	Terminated from Practice Squad
6 TE	Neal Sterling	Signed, Free Agent
WR	Damore'ea Stringfellow	Waived
7 WR	Damore'ea Stringfellow	Signed, Practice Squad
LB	Frank Beltre	Released, Practice Squad
14 DL	Claude Pelon	Waived
16 LB	Freddie Bishop	Signed from Practice Squad
DL	Lawrence Thomas	Signed from Practice Squad
DL	Claude Pelon	Signed, Practice Squad
18 TE	Austin Seferian-Jenkins	Reinstated from Suspension
LB	Edmond Robinson	Placed on IR
19 WR	Kalif Raymond	Waived
21 LB	David Bass	Signed, Free Agent
LB	Freddie Bishop	Waived
WR	Kalif Raymond	Signed, Practice Squad
26 CB	Robert Nelson	Signed, Practice Squad
WR	Kalif Raymond	Released, Practice Squad
27 RB	Travaris Cadet	Signed, Free Agent
WR	Charone Peake	Placed on IR

## OCTOBER

Pos	Player Coach	Transaction
2 WR	Jalin Marshall	Reinstated from Suspension
3 TE	Will Tye	Waived
RB	Marcus Murphy	Terminated from Practice Squad
4 LB	Obum Gwacham	Signed from ARZ Practice Squad
DL	Ed Stinson	Signed, Free Agent
LB	Dylan Donahue	Placed on IR
LB	Freddie Bishop	Signed, Practice Squad
5 TE	Neal Sterling	Waived
6 LB	Freddie Bishop	Signed from Practice Squad
9 CB	Marcus Williams	Waived
10 RB	Jahad Thomas	Signed, Practice Squad
14 WR	Jalin Marshall	Waived
CB	Xavier Coleman	Signed from Practice Squad
17 WR	Jalin Marshall	Signed, Practice Squad

18 S	Harold Jones-Quartey	Signed, Practice Squad
RB	Jahad Thomas	Released, Practice Squad
24 CB	Robert Nelson	Signed from Practice Squad
RB	Travaris Cadet	Released
LB	Jeremy Cash	Signed, Practice Squad
RB	Akeem Judd	Signed, Practice Squad
S	Harold Jones-Quartey	Terminated from Practice Squad
25 TE	Neal Sterling	Signed from KC Practice Squad
CB	Xavier Coleman	Placed on IR
31 DL	Xavier Cooper	Signed, Free Agent
TE	Jordan Leggett	Placed on IR
CB	Rashard Robinson	Acquired via Trade (SF)
DL	Ed Stinson	Waived

## NOVEMBER

Pos	Player Coach	Transaction
6 WR	Jeremy Kerley	Reserve/Suspended
7 DL	Ed Stinson	Signed, Free Agent
11 WR	JoJo Natson	Signed from Practice Squad
DL	Ed Stinson	Placed on IR
CB	Michael Hunter	Signed, Practice Squad
24 WR	Lucky Whitehead	Signed, Practice Squad
TE	Zach Conque	Signed, Practice Squad
LB	Jeremy Cash	Terminated from Practice Squad
CB	Michael Hunter	Terminated from Practice Squad

## DECEMBER

Pos	Player Coach	Transaction
1 WR	Tre McBride	Signed, Practice Squad
DL	Claude Pelon	Placed on Practice Squad/Injured
8 CB	Jeremy Clark	Activated from Reserve/NFI
CB	Robert Nelson	Waived
RB	Jeremy Langford	Signed, Practice Squad
WR	Tre McBride	Placed on Practice Squad/Injured
11 WR	Jeremy Kerley	Reinstated from Suspension
12 RB	Akeem Judd	Signed from Practice Squad
QB	Joel Stave	Signed, Practice Squad
RB	Jahad Thomas	Signed, Practice Squad
QB	Josh McCown	Placed on IR
12 OL	Geoff Gray	Terminated from Practice Squad
15 T	Korren Kirven	Signed, Practice Squad
TE	Zach Conque	Terminated from Practice Squad
18 WR	Jeremy Kerley	Waived

# Offensive Statistics



## Won 5, Lost 10

Date	W/L	Score	Opponent
9/10/2017	L	12- 21	at Buffalo Bills
9/17/2017	L	20- 45	at Oakland Raiders
9/24/2017	W	20- 6	Miami Dolphins
10/1/2017	W	23- 20	Jacksonville Jaguars
10/8/2017	W	17- 14	at Cleveland Browns
10/15/2017	L	17- 24	New England Patriots
10/22/2017	L	28- 31	at Miami Dolphins
10/29/2017	L	20- 25	Atlanta Falcons
11/2/2017	W	34- 21	Buffalo Bills
11/12/2017	L	10- 15	at Tampa Bay Buccaneers
11/26/2017	L	27- 35	Carolina Panthers
12/3/2017	W	38- 31	Kansas City Chiefs
12/10/2017	L	0- 23	at Denver Broncos
12/17/2017	L	19- 31	at New Orleans Saints
12/24/2017	L	7- 14	Los Angeles Chargers

	New York Jets	Opponent
<b>Total First Downs</b>	<b>255</b>	<b>301</b>
Rushing	76	78
Passing	146	179
Penalty	33	44
3rd Down: Made/Att	81/216	78/206
3rd Down Pct.	37.5%	37.9%
4th Down: Made/Att	6/12	4/10
4th Down Pct.	50.0%	40.0%
<b>Possession Avg.</b>	<b>30:14</b>	<b>29:46</b>
<b>Total Net Yards</b>	<b>4,637</b>	<b>5,306</b>
Avg. Per Game	309.1	353.7
Total Plays	925	972
Avg. Per Play	5.0	5.5
<b>Net Yards Rushing</b>	<b>1,662</b>	<b>1,740</b>
Avg. Per Game	110.8	116.0
Total Rushes	408	428
<b>Net Yards Passing</b>	<b>2,975</b>	<b>3,566</b>
Avg. Per Game	198.3	237.7
Sacked/Yards Lost	43/294	26/143
Gross Yards	3,269	3,709
Attempts/Completions	474/304	518/310
Completion Pct.	64.1%	59.8%
Had Intercepted	12	11
<b>Punts/Average</b>	<b>87/46.6</b>	<b>79/46.1</b>
<b>Net Punting Avg.</b>	<b>40.5</b>	<b>42.5</b>
<b>Penalties/Yards</b>	<b>110/951</b>	<b>110/932</b>
<b>Fumbles/Ball Lost</b>	<b>24/12</b>	<b>19/9</b>
<b>Touchdowns</b>	<b>32</b>	<b>43</b>
Rushing	13	12
Passing	19	28
Returns	0	3

Score by Quarter	Q1	Q2	Q3	Q4	OT	Pts
Team	59	86	80	64	3	292
Opponents	68	87	64	137	0	356

Scoring	TD	Ru	Pa	Rt	PAT	FG	2pt	Sfty	Pts
C.Catanzaro	0	0	0	0	29/29	23/27	0	0	98
R.Anderson	7	0	7	0	0/0	0/0	0	0	42
J.McCown <sup>IR</sup>	5	5	0	0	0/0	0/0	0	0	30
B.Powell	5	5	0	0	0/0	0/0	0	0	30
J.Kearse	5	0	5	0	0/0	0/0	0	0	30
M.Forté	3	2	1	0	0/0	0/0	0	0	18
A.Seferian-Jenkins	3	0	3	0	0/0	0/0	0	0	18
E.McGuire	2	1	1	0	0/0	0/0	1	0	14
E.Tomlinson	1	0	1	0	0/0	0/0	0	0	6
J.Kerley <sup>NWT</sup>	1	0	1	0	0/0	0/0	0	0	6
<b>Team</b>	<b>32</b>	<b>13</b>	<b>19</b>	<b>0</b>	<b>29/29</b>	<b>23/27</b>	<b>1</b>	<b>0</b>	<b>292</b>
<b>Opponents</b>	<b>43</b>	<b>12</b>	<b>28</b>	<b>3</b>	<b>36/38</b>	<b>20/28</b>	<b>1</b>	<b>0</b>	<b>356</b>

**2-Pt. Conversions:** Team: 1/3, Opponents: 1/5

**Sacks:** D.Davis 5.0, M.Wilkerson 3.5, D.Lee 3.0, J.Jenkins 3.0, D.Bass 2.5, J.Adams 2.0, L.Williams 2.0, J.Martin 1.5, S.McLendon 1.5, B.Skrine 1.0, K.Ealy 1.0 **Team: 26.0, Opponents: 43.0**

<sup>IR</sup>Reserve/Injured | <sup>NWT</sup>Not With Team

Passing	Att	Cmp	Yds	Cmp%	Yds/Att
J.McCown <sup>IR</sup>	397	267	2,926	67.3%	7.4
B.Petty	76	36	312	47.4%	4.1
L.Edwards	1	1	31	100.0%	31.0
<b>Team</b>	<b>474</b>	<b>304</b>	<b>3,269</b>	<b>64.1%</b>	<b>6.9</b>
<b>Opponents</b>	<b>518</b>	<b>310</b>	<b>3,709</b>	<b>59.8%</b>	<b>7.2</b>

Rushing	No.	Yds	Avg	Long	TD
B.Powell	165	726	4.4	75t	5
M.Forté	103	381	3.7	20	2
E.McGuire	84	321	3.8	69t	1
J.McCown <sup>IR</sup>	37	124	3.4	22	5
B.Petty	6	56	9.3	24	0
A.Stewart	7	27	3.9	11	0
J.Natson	1	15	15.0	15	0
R.Anderson	2	8	4.0	7	0
T.Cadet <sup>NWT</sup>	1	3	3.0	3	0
L.Thomas	2	1	0.5	1	0
<b>Team</b>	<b>408</b>	<b>1,662</b>	<b>4.1</b>	<b>75t</b>	<b>13</b>
<b>Opponents</b>	<b>428</b>	<b>1,740</b>	<b>4.1</b>	<b>70</b>	<b>12</b>

Receiving	No.	Yds	Avg	Long	TD
R.Anderson	62	939	15.1	69t	7
J.Kearse	60	751	12.5	51	5
A.Seferian-Jenkins	50	357	7.1	28	3
M.Forté	37	293	7.9	34	1
J.Kerley <sup>NWT</sup>	22	217	9.9	31t	1
B.Powell	22	160	7.3	31	0
E.McGuire	14	161	11.5	38	1
C.Hansen	8	79	9.9	24	0
E.Tomlinson	6	111	18.5	34	1
L.Thomas	6	43	7.2	15	0
A.Stewart	5	36	7.2	24	0
W.Tye <sup>NWT</sup>	4	38	9.5	21	0
T.Cadet <sup>NWT</sup>	3	26	8.7	13	0
J.Natson	2	18	9.0	19	0
M.Williams <sup>NWT</sup>	1	31	31.0	31	0
N.Sterling	1	8	8.0	8	0
C.Peake <sup>IR</sup>	1	3	3.0	3	0
B.Qvale	0	-2	0	-2	0
<b>Team</b>	<b>304</b>	<b>3,269</b>	<b>10.8</b>	<b>69t</b>	<b>19</b>
<b>Opponents</b>	<b>310</b>	<b>3,709</b>	<b>12.0</b>	<b>79t</b>	<b>28</b>

Interceptions	No.	Yds	Avg	Long	TD
M.Maye	2	44	22.0	32	0
T.Brooks	2	13	6.5	13	0
J.Burris	1	48	48.0	48	0
M.Claiborne	1	28	28.0	28	0
K.Ealy	1	9	9.0	9	0
L.Williams	1	6	6.0	6	0
M.Wilkerson	1	3	3.0	3	0
B.Skrine	1	0	0.0	0	0
D.Roberts	1	0	0.0	0	0
<b>Team</b>	<b>11</b>	<b>151</b>	<b>13.7</b>	<b>48</b>	<b>0</b>
<b>Opponents</b>	<b>12</b>	<b>126</b>	<b>10.5</b>	<b>32</b>	<b>0</b>

Punting	No	Yds	Avg	Net	TB	In	Lg	B
L.Edwards	87	4,054	46.6	40.5	3	31	70	0
<b>Team</b>	<b>87</b>	<b>4,054</b>	<b>46.6</b>	<b>40.5</b>	<b>3</b>	<b>31</b>	<b>70</b>	<b>0</b>
<b>Opponents</b>	<b>79</b>	<b>3,641</b>	<b>46.1</b>	<b>42.5</b>	<b>6</b>	<b>23</b>	<b>65</b>	<b>0</b>

Punt Returns	Ret	FC	Yds	Avg	Long	TD
J.Kerley <sup>NWT</sup>	16	9	85	5.3	15	0
J.Natson	14	6	34	2.4	17	0
K.Raymond <sup>NWT</sup>	5	3	38	7.6	25	0
E.McGuire	1	2	10	10.0	10	0
<b>Team</b>	<b>36</b>	<b>20</b>	<b>167</b>	<b>4.6</b>	<b>25</b>	<b>0</b>
<b>Opponents</b>	<b>45</b>	<b>21</b>	<b>467</b>	<b>10.4</b>	<b>60t</b>	<b>1</b>

Kickoff Returns	No.	Yds	Avg	Long	TD
J.Natson	13	281	21.6	32	0
A.Stewart	9	173	19.2	32	0
K.Raymond <sup>NWT</sup>	3	85	28.3	40	0
E.McGuire	3	67	22.3	24	0
D.Bass	1	10	10.0	10	0
J.Jenkins	1	7	7.0	7	0
<b>Team</b>	<b>30</b>	<b>623</b>	<b>20.8</b>	<b>40</b>	<b>0</b>
<b>Opponents</b>	<b>21</b>	<b>452</b>	<b>21.5</b>	<b>31</b>	<b>0</b>

Field Goals	1-19	20-29	30-39	40-49	50+
C.Catanzaro	1/1	6/6	3/3	11/15	2/2
<b>Team</b>	<b>1/1</b>	<b>6/6</b>	<b>3/3</b>	<b>11/15</b>	<b>2/2</b>
<b>Opponents</b>	<b>0/0</b>	<b>7/8</b>	<b>7/9</b>	<b>5/8</b>	<b>1/3</b>

**Fumbles Lost:** J.McCown<sup>IR</sup> 4, J.Kerley<sup>NWT</sup> 2, E.McGuire 2, A.Seferian-Jenkins 1, K.Raymond<sup>NWT</sup> 1, M.Forté 1, B.Powell 1 **Total: 12**  
**Opponent Fumble Recoveries:** B.Skrine 2, J.Jenkins 2, Ja.Adams 2, D.Davis 1, F.Bishop 1, J.Burris 1 **Total: 9**

TD	TD%	Int	Int%	Long	Sack	Lost	Rating
18	4.5%	9	2.3%	69t	39/	264	94.5
1	1.3%	3	3.9%	38	4/	30	46.6
0	0.0%	0	0.0%	31	0/	0	118.8
<b>19</b>	<b>4.0%</b>	<b>12</b>	<b>2.5%</b>	<b>69t</b>	<b>43/</b>	<b>294</b>	<b>87.1</b>
<b>28</b>	<b>5.4%</b>	<b>11</b>	<b>2.1%</b>	<b>79t</b>	<b>26/</b>	<b>143</b>	<b>91.0</b>



# Defensive Statistics

Player	Totals	Tackles	Assists	TFL	Sacks	Yards	QH	INT	Yards	PD	FF	FR	Yards
Demario Davis	154	104	50	9	5.0	21.5	10	-	-	3	-	1	12
Darron Lee	114	83	31	9	3.0	19.0	5	-	-	2	2	-	-
Marcus Maye	75	59	16	1	-	-	1	2	44	2	1	-	-
Jamal Adams	73	62	11	6	2.0	18.0	2	-	-	5	1	2	0
Leonard Williams	63	35	28	5	2.0	12.0	27	1	-	-	-	-	-
Buster Skrine	59	53	6	1	1.0	12.0	2	1	0	10	2	2	0
Muhammad Wilkerson	59	35	24	4	3.5	13.5	9	1	3	4	-	-	-
Jordan Jenkins	53	30	23	9	3.0	16.0	15	-	-	1	1	2	0
Steve McLendon	50	36	14	6	1.5	7.5	4	-	-	-	-	-	-
Josh Martin	41	22	19	11	1.5	8.0	17	-	-	2	-	-	-
Morris Claiborne	38	34	4	2	-	-	-	1	28	9	-	-	-
Darryl Roberts	36	35	1	1	-	-	-	1	0	9	-	-	-
Mike Pennel	35	23	12	-	-	-	2	-	-	-	-	-	-
David Bass	28	18	10	5	2.5	10.5	10	-	-	-	-	-	-
Kony Ealy	18	11	7	2	1.0	5.0	7	1	-	9	-	-	-
Freddie Bishop	14	7	7	-	-	-	1	-	-	-	-	1	0
Julian Stanford	12	8	4	-	-	-	-	-	-	-	-	-	-
Juston Burris	12	11	1	1	-	-	-	1	48	1	1	1	0
Xavier Cooper	10	7	3	1	-	-	2	-	-	1	-	-	-
Terrence Brooks	6	5	1	-	-	-	3	2	13	3	-	-	-
Dylan Donahue <sup>IR</sup>	4	2	2	-	-	-	4	-	-	-	-	-	-
Robert Nelson <sup>NWT</sup>	4	4	0	-	-	-	-	-	-	-	-	-	-
Claude Pelon <sup>PS/IR</sup>	4	2	2	-	-	-	-	-	-	-	-	-	-
Ed Stinson <sup>IR</sup>	3	1	2	-	-	-	-	-	-	-	-	-	-
Rontez Miles	1	1	0	0	-	-	1	-	-	-	-	-	-
<b>Totals</b>	<b>966</b>	<b>688</b>	<b>278</b>	<b>73</b>	<b>26.0</b>	<b>143.0</b>	<b>122</b>	<b>11</b>	<b>136</b>	<b>61</b>	<b>8</b>	<b>9</b>	<b>12</b>



## SPECIAL TEAMS TACKLES

Player	Totals	Tackles	Assists
Rontez Miles	21	15	6
Julian Stanford	18	9	9
Josh Martin	16	10	6
Bruce Carter	9	5	4
Jordan Jenkins	6	3	3
ArDarius Stewart	6	1	5
Terrence Brooks	4	3	1
Thomas Hennessy	4	3	1
Lawrence Thomas	4	2	2
David Bass	3	2	1
Juston Burris	3	1	2
Darryl Roberts	3	2	1
Lachlan Edwards	2	2	0
Marcus Maye	2	1	1
Eric Tomlinson	2	2	0
Marcus Williams <sup>NWT</sup>	2	1	1
Jamal Adams	1	0	1
Dylan Donahue <sup>IR</sup>	1	0	1
Obum Gwacham	1	0	1
Charone Peake <sup>IR</sup>	1	1	0
Edmond Robinson <sup>NWT</sup>	1	1	0
Rashard Robinson	1	1	0
Neal Sterling	1	1	0
<b>Totals</b>	<b>112</b>	<b>66</b>	<b>46</b>



## SPECIAL TEAMS STATISTICS

Touchdowns:	0
Blocked Punts:	0
Blocked Punt Returns:	0
Blocked Field Goals:	0
Blocked FG Returns:	0
Blocked Extra Point:	0
Forced Fumbles:	1 Thomas Hennessy (at CLV, 10/8)
Fumble Recoveries:	0

**Key:** TFL = Tackles for Loss, QH = Quarterback Hits; INT = Interception; FF = Forced Fumbles, FR = Fumble Recovery, PD = Pass Defensed

<sup>IR</sup>Injured Reserve | <sup>NWT</sup>Not With Team | <sup>PS</sup>Practice Squad  
<sup>PS/IR</sup>Practice Squad/Injured Reserve

# The Last Time...



## TEAM

### Won in Overtime

**JETS:** 23-20 vs. JAX (41-yd FG by Chandler Catanzaro) 10/01/17  
**OPP:** 30-24, at MIN (87-yd TD by Jarius Wright) 12/07/14

### Won in Last 2:00 of Regulation

**JETS:** 19-16 (Randy Bullock 40-yd FG; 0:36 in 4Q) at DAL 12/19/15  
**OPP:** 31-28 (Cody Parkey 39-yd FG; 0:22 in 4Q), at MIA 10/22/17

### Tied Game in Last 2:00

**JETS:** 17-17 (Nick Folk 50-yd FG; 1:57 in 4Q) at SF 12/11/16  
**OPP:** 20-20 (Jason Myers 22-yd FG), vs. JAX 10/01/17

### Shutout

**JETS:** 37-0 vs. CIN 01/13/10  
**OPP:** 23-0, at DEN 12/10/17

### Won by Three-or-Less Points

**JETS:** 17-14 at CLV 10/08/17  
**OPP:** 31-28, at MIA 10/22/17

### Won by Eight-or-Less Points

**JETS:** 38-31 vs. KC 12/03/17  
**OPP:** 14-7, vs. LAC 12/24/17

### Won by 20+ Points

**JETS:** 30-10 vs. BUF 01/01/17  
**OPP:** 23-0, at DEN 12/10/17

### Won after Trailing by 20+ Points

**JETS:** 40-37 (Trailed 30-7 with 00:12 in 3Q) vs. MIA 10/23/00  
**OPP:** 31-27 (Trailed 21-0 with 5:53 in 2Q), vs. NE 11/10/96

### Won after Trailing by 10+ Points

**JETS:** 38-31 (Trailed 14-0 with 10:36 in 1Q) vs. KC 12/03/17  
**OPP:** 31-28 (Trailed 28-14 with 11:22 in 4Q), at MIA 10/22/17

### Won after Trailing in the Fourth Quarter

**JETS:** 38-31 (Trailed 31-30 with 9:13 in 4Q) vs. KC 12/03/17  
**OPP:** 35-27 (Trailed 20-18 until 12:05), vs. CAR 11/26/17

### Won after Trailing at Halftime

**JETS:** 23-17 (Trailed 17-3 at Half) at SF 12/11/16  
**OPP:** 25-20 (Trailed 17-13 at Half), vs. ATL 10/29/17

## OFFENSE

### 500+ Total Net Yards (Team)

**JETS:** 513 (182 rush, 331 pass) vs. BUF 09/22/13  
**OPP:** 511 (125 rush, 386 pass), at NE 11/13/08

### 400+ Total Net Yards (Team)

**JETS:** 488 (157 rush, 331 pass) vs. KC 12/03/17  
**OPP:** 416 (131 rush, 285 pass), at NO 12/17/17

### 50+ Points Scored (Team)

**JETS:** 56 vs. ARZ 09/28/08  
**OPP:** 52, at MIA 09/03/95

### 40+ Points Scored (Team)

**JETS:** 48 vs. BUF 09/09/12  
**OPP:** 45, at OAK 09/17/17

### No Turnovers

**JETS:** vs. KC 12/03/17  
**OPP:** vs. LAC 12/24/17

### No Sacks Allowed

**JETS:** vs. KC 12/03/17  
**OPP:** vs. LAC 12/24/17

## PASSING

### 100+ Passer Rating (Individual)

**JETS:** Josh McCown (109.8) vs. KC 12/03/17  
**OPP:** Drew Brees (102.2), at NO 12/17/17

### 400+ Net Passing Yards (Team)

**JETS:** 473 (69 att) at BLT 12/24/00  
**OPP:** 426 (57 att), vs. ARZ 09/28/08

### 300+ Net Passing Yards (Team)

**JETS:** 331 (36 att) vs. KC 12/03/17  
**OPP:** 362 (33 att), vs. KC 12/03/17

### 400+ Passing Yards (Individual)

**JETS:** Vinny Testaverde (481) at BLT 12/24/00  
**OPP:** Matt Cassel (400), at NE 11/13/08

### 300+ Passing Yards (Individual)

**JETS:** Josh McCown (331 yds) vs. KC 12/03/17  
**OPP:** Alex Smith (366 yds), vs. KC 12/03/17

### 50+ Passing Attempts (Individual)

**JETS:** Ryan Fitzpatrick (50 att.) at NYG 12/06/15  
**OPP:** Tom Brady (50 att.), vs. NE 11/27/16

### 40+ Passing Attempts (Individual)

**JETS:** Josh McCown (47 att.), vs. NE 10/15/17  
**OPP:** Jay Cutler (44 att.), vs. MIA 09/24/17

### 30+ Pass Completions (Individual)

**JETS:** Josh McCown (31 cmp.) vs. NE 10/15/17  
**OPP:** Tom Brady (30 cmp.), vs. NE 11/27/16

### 25+ Pass Completions (Individual)

**JETS:** Josh McCown (26 cmp.) vs. KC 12/03/17  
**OPP:** Drew Brees (26 cmp.), at NO 12/17/17

### Six+ Touchdown Passes (Individual)

**JETS:** Brett Favre (6\*) vs. ARZ 09/28/08  
**OPP:** Dan Marino (6), vs. MIA 09/21/86

\*Tied Franchise Record

### Five+ Touchdown Passes (Individual)

**JETS:** Brett Favre (6\*) vs. ARZ 09/28/08  
**OPP:** Andy Dalton (5), at CIN 10/27/13

\*Tied Franchise Record

### Four+ Touchdown Passes (Individual)

**JETS:** Ryan Fitzpatrick (4) vs. MIA 11/29/15  
**OPP:** Alex Smith (4), vs. KC 12/03/17

## RUSHING

### 300+ Rushing Yards (Team)

**JETS:** 316 (54 att.) at OAK 10/25/09  
**OPP:** 328 (47 att.), at NE 09/18/83

### 200+ Rushing Yards (Team)

**JETS:** 256 (32 att.) vs. JAX 10/01/17  
**OPP:** 248 (27 att.), at SF 12/11/16

### 200+ Rushing Yards (Individual)

**JETS:** Thomas Jones (210 yds\*) vs. BUF 10/18/09  
**OPP:** Thurman Thomas (214 yds), vs. BUF 09/24/90

\*Franchise Record

### 100+ Rushing Yards (Individual)

**JETS:** Bilal Powell (145 yds) vs. LAC 12/24/17  
**OPP:** LeSean McCoy (110 yds), at BUF 09/10/17



## RUSHING (continued)

### Consecutive 100-Yard Rushing Performances (Individual)

JETS:	Chris Ivory (166 yds) at MIA (London)	10/04/15
	Chris Ivory (146 yds) vs. WAS	10/18/15
OPP:	Branden Oliver (114 yds), at SD	10/05/14
	Ronnie Hillman (100 yds), vs. DEN	10/12/14

### 50+ Rushing Attempts (Team)

JETS:	52 (177 yds) vs. NE	10/20/13
OPP:	50 (151 yds), vs. NE	12/26/05

### 40+ Rushing Attempts (Team)

JETS:	49 (157 yds) vs. KC	12/03/17
OPP:	42 (190 yds), at BUF	09/10/17

### 30+ Rushing Attempts (Individual)

JETS:	Matt Forté (30) vs. BLT	10/23/16
OPP:	Clinton Portis (36), vs. WAS	11/04/07

### Three+ Rushing Touchdowns (Individual)

JETS:	Matt Forté (3) at BUF	09/15/16
OPP:	David Johnson (3), at ARZ	10/17/16

### Two Rushing Touchdowns (Individual)

JETS:	Josh McCown (2) vs. KC	12/03/17
OPP:	Mark Ingram (2), at NO	12/17/17

### Rush of 70 Yards or More (Individual)

JETS:	Bilal Powell (75t) vs. JAX	10/01/17
OPP:	Alex Smith (70), vs. KC	12/03/17

### Rush of 40 Yards or More (Individual)

JETS:	Bilal Powell (57) vs. LAC	12/24/17
OPP:	Mark Ingram (50), at NO	12/17/17

## RECEIVING

### 10+ Receptions (Individual)

JETS:	Bilal Powell (11 rec.) vs. MIA	12/17/16
OPP:	Mike Wallace (10 rec.), vs. BLT	10/23/16

### 200+ Receiving Yards (Individual)

JETS:	Eric Decker (221 yds) at MIA	12/28/14
OPP:	Jordy Nelson (209 yds), at GB	09/14/14

### 100+ Receiving Yards (Individual)

JETS:	Robby Anderson (107 yds) vs. KC	12/03/17
	Jermaine Kearse (157 yds) vs. KC	12/03/17
OPP:	Tyreek Hill (185 yds), vs. KC	12/03/17

### Consecutive 100-Yard Receiving Games (Individual)

JETS:	Robby Anderson (146 yds) vs. CAR	11/26/17
	Robby Anderson (107 yds) vs. KC	12/03/17
	Jermaine Kearse (105 yds) vs. CAR	11/26/17
	Jermaine Kearse (157 yds) vs. KC	12/03/17
OPP:	Devin Funchess (108 yds), vs. CAR	11/26/17
	Tyreek Hill (185 yds), vs. KC	12/03/17

### Two 100-Yard Receivers in Same Game

JETS:	Robby Anderson (107 yds) vs. KC	12/03/17
	Jermaine Kearse (157 yds) vs. KC	12/03/17
OPP:	Allen Hurns (122 yds), vs. JAX	11/08/15
	Allen Robinson (121 yds) vs. JAX	

### Three+ Receiving Touchdowns (Individual)

JETS:	Plaxico Burress (3) vs. SD	10/23/11
OPP:	Michael Crabtree (3), at OAK	09/17/17

### Two Receiving Touchdowns (Individual)

JETS:	Robby Anderson (2), vs. CAR	11/26/17
OPP:	Tyreek Hill (2), vs. KC	12/03/17
	Travis Kelce (2), vs. KC	12/03/17

### Multiple Receivers with Multiple Receiving TDs

JETS:	Laveranues Coles (3) vs. ARZ	09/28/08
	Jerricho Cotchery (2)	

OPP:	Tyreek Hill (2), vs. KC	12/03/17
	Travis Kelce (2), vs. KC	12/03/17

### Pass Reception of 70 Yards or More

JETS:	Eric Decker (74t yds) at MIA	12/28/14
OPP:	Tyreek Hill (79t yds), vs. KC	12/03/17

### Pass Reception of 40 Yards or More

JETS:	Jermaine Kearse (51 yds) vs. KC	12/03/17
OPP:	Mark Ingram (50 yds), at NO	12/17/17

## DEFENSE

### Shutout

JETS:	37-0 vs. CIN	01/03/10
OPP:	23-0, at DEN	12/10/17

### Game without Allowing an Offensive Touchdown (Team)

JETS:	6-9 vs. LA	11/13/16
OPP:	23-0, at DEN	12/10/17

### Under 200 Total Yards Allowed (Team)

JETS:	158 vs. OAK	09/07/14
OPP:	100, at DEN	12/10/17

### Under 100 Net Passing Yards Allowed (Team)

JETS:	56 vs. ARZ	12/02/12
OPP:	41, at DEN	12/10/17

### Completion Percentage under 50.0% (Team)

JETS:	39.2% (C. Newton: 11/28) vs. CAR	11/26/17
OPP:	48.7% (B. Petty: 19/39), at NO	12/17/17

### Passer Rating under 50 (Team)

JETS:	42.7 (M. Cassel & K. Moore) at DAL	12/19/15
OPP:	49.6 (B. Petty) vs. LAC	12/24/17

### Under 50 Rushing Yards Allowed (Team)

JETS:	30 (15 att.) vs. MIA	09/24/17
OPP:	43 (22 att.), vs. ATL	10/29/17

### Five+ Takeaways (Team)

JETS:	5 (3 INTs, 2 FRs) at IND	09/21/15
OPP:	8 (6 INTs, 2 FRs), at KC	09/25/16

### Four+ Takeaways (Team)

JETS:	4 (4 INTs) at DAL	12/19/15
OPP:	4 (3 INTs, 1 FR), at NE	12/24/16

### Safety (Individual)

JETS:	Sheldon Richardson Sack (T. Bridgewater) at MIN	12/07/14
OPP:	Geno Smith Intentional Grounding, at TEN	12/14/14

### Six+ Sacks (Team)

JETS:	7 vs. BUF	11/02/17
OPP:	6, at TB	11/12/17

### Three+ Sacks (Individual)

JETS:	Muhammad Wilkerson (3.0) vs. TEN	12/13/15
OPP:	Olivier Vernon (3.0), vs. MIA	12/01/13

### Two+ Sacks (Individual)

JETS:	Jordan Jenkins (2.0) vs. BUF	11/02/17
OPP:	Cameron Wake (2.5), at MIA	10/22/17

## DEFENSE (continued)

### Three+ Interceptions (Team)

JETS: 4 at DAL 12/19/15  
OPP: 3, vs. MIA 12/17/16

### Two+ Interceptions (Individual)

JETS: Terrence Brooks (2) vs. MIA 09/24/17  
OPP: Malcolm Buler (2), at NE 12/24/16

### Interception Returned for a Touchdown (Individual)

JETS: Antonio Allen (T. Brady) 23 yds vs. NE 10/20/13  
OPP: Derrick Johnson (R. Fitzpatrick), 55 yds, at KC 09/25/16

### Three+ Fumble Recoveries (Team)

JETS: 3 vs. BUF 11/02/17  
OPP: 4, vs. NE 11/22/12

### Two+ Forced Fumbles (Individual)

JETS: LaRon Landry (2) at SL 11/18/12  
OPP: Kyle Fuller (2), vs. CHI 11/22/14

### Two+ Fumble Recoveries (Individual)

JETS: Darrelle Revis (2) at IND 09/21/15  
OPP: Bashaud Breeland (2), vs. WAS 10/18/15

### Fumble Recovery Returned for a Touchdown (Individual)

JETS: Charone Peake (42 yds) own recovery, vs. SEA 10/02/16  
OPP: Luke Kuechly (34 yds), vs. CAR 11/26/17

### Punt Return of 20+ Yards (Individual)

JETS: Kalif Raymond (25 yds) at BUF 09/10/17  
OPP: Jordan Taylor (24 yds), at DEN 12/10/17

### Game-Winning Field Goal (Last 2:00 of 4Q or OT)

JETS: Chandler Catanzaro (41 yds; 0:28, OT) vs. JAX 10/01/17  
OPP: Cody Parkey (39 yd; 0:22 in 4Q), at MIA 10/22/17

### Five+ Field Goals Attempted

JETS: Nick Folk (5/5) at MIN 12/07/14  
OPP: Shaun Suisham (5/5), at WAS 11/04/07

### Four+ Field Goals Made

JETS: Nick Folk (5/5) at MIN 12/07/14  
OPP: Justin Tucker (4/4), at BLT 11/24/13

### Successful Onsides Kick

JETS: Chandler Catanzaro (M. Maye recovered), vs. LAC 12/24/17  
OPP: Stephen Hauschka (S. Thomas recovered), vs. BUF 11/02/17

### Failed Onsides Kick

JETS: Chandler Catanzaro (Out Of Bounds) at NO 12/17/17  
OPP: Stephen Hauschka (A. Stewart recovered), vs. BUF 11/02/17

**BOLD = Happened during 2017 Season**

## SPECIAL TEAMS

### Blocked Punt (Individual)

JETS: Antonio Allen (M. King) vs. OAK 12/08/13  
OPP: Walt Aikens (L. Edwards), vs. MIA 12/17/16

### Blocked Punt Returned for a Touchdown (Individual)

JETS: Antonio Allen (0t yds; M. King) vs. OAK 12/08/13  
OPP: Walt Aikens (11t yds; L. Edwards), vs. MIA 12/17/16

### Blocked Field Goal (Individual)

JETS: Muhammad Wilkerson (46 yds; R. Bironas) at TEN 12/17/12  
OPP: Vincent Taylor (45 yds; C. Catanzaro), vs. MIA 09/24/17

### Blocked Field Goal Returned for a Touchdown (Individual)

JETS: Ray Mickens (72t yds; C. Ford) vs. OAK 09/21/97  
OPP: Mike Haynes (65t yds; P. Leahy), vs. NE 10/05/80

### Missed Field Goal Returned for a Touchdown (Individual)

JETS: Aaron Glenn (104t yds) at IND 11/15/98  
(Vanderjagt 63-yard FG attempt)  
OPP: Never

### Blocked Extra Point (Individual)

JETS: Bryan Thomas (A. Vinatieri) at IND 12/27/09  
OPP: Antwan Odom (M. Nugent), at TEN 12/23/07

### Missed Extra Point (Individual)

JETS: Nick Folk vs. LA 11/13/16  
OPP: Graham Gano, vs. CAR 11/26/17

### Kickoff Return for a Touchdown (Individual)

JETS: Joe McKnight (100t yds) vs. HST 10/08/12  
OPP: Kenyan Drake (96t yds), at MIA 11/06/16

### Kickoff Return of 40+ Yards

JETS: Kalif Raymond (40 yds), at OAK 09/17/17  
OPP: Kenyan Drake (96t yds), at MIA 11/06/16

### Punt Return for a Touchdown (Individual)

JETS: Jeremy Kerley (68 yds) vs. BUF 09/09/12  
OPP: Kaelin Clay (60 yds), vs. CAR 11/26/17



# Supplemental Statistics

## Overall Record ..... 5-10

Home.....	4-4
Away.....	1-6

## When:

Jets win coin toss.....	3-6
Jets lose coin toss.....	2-4
Scoring first.....	3-3
Opponent scores first.....	2-7
Leading at halftime.....	4-2
Tied at halftime.....	1-2
Trailing at halftime.....	0-6
Leading after three quarters.....	5-2
Tied after three quarters.....	0-0
Trailing after three quarters.....	0-8
Overtime.....	1-0
Scoring on first possession.....	0-4
Scoring touchdown on first possession.....	0-3
Scoring field goal on first possession.....	0-1
Scoring 10 or more points.....	5-8
Scoring 20 or more points.....	4-4
Scoring 30 or more points.....	2-0
Allowing 10 or fewer points.....	1-0
Allowing 20 or fewer points.....	3-2
Outcomes of 8 points or less.....	3-6
Outcomes of 3 points or less.....	2-1
Rushing 20 or more times.....	4-8
Rushing 30 or more times.....	4-1
Rushing 40 or more times.....	2-0
Time of possession 30:00 or more.....	4-3
Individual Jets 100-yard rusher.....	1-1
Individual Jets 100-yard receiver.....	1-2
Individual Jets 300-yard passer.....	1-2
Jets out-gain opposition.....	4-3
Jets out-rush opposition.....	4-2
Jets out-pass opposition.....	2-3
Opponent individual 100-yard rusher.....	0-1
Opponent individual 100-yard receiver.....	1-1
Opponent individual 300-yard passer.....	1-0

## Surfaces:

On Grass.....	1-3
On Artificial Turf.....	4-7
Outdoors.....	5-9
Indoors.....	0-1

## By Month:

September.....	1-2
October.....	2-3
November.....	1-2
December.....	1-3

## Against:

AFC Opponents.....	5-6
AFC East.....	2-3
AFC North.....	1-0
AFC South.....	1-0
AFC West.....	1-3
NFC Opponents.....	0-4
NFC South.....	0-4

## Jersey Color:

Green Jerseys.....	3-5
White Jerseys.....	1-5
Alternate Jerseys.....	1-0

## Time Of Game:

Day.....	4-10
Night.....	1-0

## Turnover Differential:

Positive.....	3-2
+1.....	1-2
+2.....	1-0
+3 or more.....	1-0
Even.....	1-1
Negative.....	1-7
-1.....	1-4
-2.....	0-2
-3 or more.....	0-1

# Supplemental Statistics



## SINGLE-GAME TEAM HIGHS & LOWS:

### YARDS/FIRST DOWNS

	HIGH		LOW	
Total Net Yards	488	vs. KC 12/3	100	at DEN 12/10
Total Plays	85	vs. KC 12/3	48	at DEN 12/10
First Downs	30	vs. KC 12/3	6	at DEN 12/10

### RUSHING

	HIGH		LOW	
Rushing Yards	256	vs. JAX 10/1	34	at CLV 10/8
Rushing Attempts	49	vs. KC 12/3	15	at BUF 9/10
Average Gain/Rush	8.0	vs. JAX 10/1	1.9	at CLV 10/8

### PASSING

	HIGH		LOW	
Net Passing Yards	334	vs. NE 10/15	41	at DEN 12/10
Pass Attempts	47	vs. NE 10/15	20	vs. BUF 11/2
Pass Completions	31	vs. NE 10/15	8	at DEN 12/10
Average Gain/Pass	9.3	vs. MIA 9/24	1.6	at DEN 12/10
Interceptions Thrown	2	3x, last vs. NO 12/17	0	6x, last vs. KC 12/3
Sacks Allowed	6.0	at TB 11/12	0.0	vs. KC 12/3

	HIGH		LOW	
Fumbles Lost	2	2x, last vs. LAC 12/24	0	5x, last vs. NO 12/17

### PENALTIES

	HIGH		LOW	
Penalties	12	at MIA 10/22	4	at DEN 12/10
Yards Penalized	124	at MIA 10/22	20	at DEN 12/10

### POINTS | TIME OF POSSESSION

	HIGH		LOW	
Points	38	vs. KC 12/3	0	at DEN 12/10
Touchdowns	4	3x, last vs. KC 12/3	0	at DEN 12/10
Time of Possession	42:49	vs. KC 12/3	22:25	at DEN 12/10

## INDIVIDUAL SINGLE-GAME BEST:

### RUSHING:

Yards Rushing	163	Bilal Powell, vs. JAX 10/1
Rushing Attempts	21	Bilal Powell, vs. JAX 10/1
Longest Run	75	Bilal Powell, vs. JAX 10/1
Longest TD Run	75	Bilal Powell, vs. JAX 10/1

### PASSING:

Yards Passing (gross)	354	Josh McCown <sup>IR</sup> , vs. NE 10/15
Passes Attempted	47	Josh McCown <sup>IR</sup> , vs. NE 10/15
Passes Completed	31	Josh McCown <sup>IR</sup> , vs. NE 10/15
TD Passes	3	2x, last Josh McCown <sup>IR</sup> , vs. CAR 11/26

### RECEIVING:

Yards Receiving	157	Jermaine Kearse, vs. KC 12/3
Receptions	9	Jermaine Kearse, vs. KC 12/3
Longest Reception	69t	Robby Anderson, vs. MIA 9/24
Longest TD Pass	69	J. McCown <sup>IR</sup> to R. Anderson, vs. MIA 9/24

### SPECIAL TEAMS/DEFENSE:

Longest Kick Return	40	Kalif Raymond <sup>NWT</sup> , at OAK 9/17
Longest Punt	70	Lachlan Edwards, vs. JAX 10/1
Longest Punt Return	25	Kalif Raymond <sup>NWT</sup> , at BUF 9/10
Longest Field Goal	57	Chandler Catanzaro, at CLV 10/8
Longest FG Att.	57	Chandler Catanzaro, at CLV 10/8
Most Tackles	16	Demario Davis, at DEN 12/10
QB Sacks	2.0	Jordan Jenkins, vs. BUF 11/2
Pass Intercepted	2	Terrence Brooks, vs. MIA 9/24

## NEW YORK JETS

## OPPONENTS

	HIGH		LOW	
	474	vs. KC 12/3	225	vs. MIA 9/24
	75	vs. JAX 10/1	46	vs. KC 12/3
	25	at MIA 10/22	16	vs. MIA 9/24

	HIGH		LOW	
	190	at BUF 9/10	30	vs. MIA 9/24
	42	at BUF 9/10	11	vs. KC 12/3
	10.2	vs. KC 12/3	2.0	vs. MIA 9/24

	HIGH		LOW	
	362	vs. KC 12/3	136	vs. JAX 10/1
	45	vs. MIA 9/24	28	3x, last vs. CAR 11/26
	29	vs. BUF 11/2	11	vs. CAR 11/26
	10.3	vs. KC 12/3	3.8	vs. JAX 10/1
	2	3x, last at MIA 10/22	0	7x, last vs. LAC 12/24
	7.0	vs. BUF 11/2	0.0	4x, last vs. LAC 12/24

	HIGH		LOW	
	3	vs. BUF 11/2	0	10x, last vs. LAC 12/24

	HIGH		LOW	
	11	vs. BUF 11/2	3	at DEN 12/10
	99	vs. BUF 11/2	21	at DEN 12/10

	HIGH		LOW	
	45	at OAK 9/17	6	vs. MIA 9/24
	6	at OAK 9/17	1	2x, last at TB 11/12
	37:35	at DEN 12/10	17:11	vs. KC 12/3

## NEW YORK JETS

## OPPONENTS

110	LeSean McCoy, at BUF 9/10
24	Leonard Fournette, vs. JAX 10/1
70	Alex Smith, vs. KC 12/3
52t	Jalen Richard, at OAK 9/17

366	Alex Smith, vs. KC 12/3
45	Jay Cutler, vs. MIA 9/24
29	Tyrod Taylor, vs. BUF 11/2
4	Alex Smith, vs. KC 12/3

185	Tyreek Hill, vs. KC 12/3
9	Michael Thomas, at NO 12/17
79t	Tyreek Hill, vs. KC 12/3
79	Alex Smith to Tyreek Hill, vs. KC 12/3

31	2x, last Fozzy Whittaker, vs. CAR 11/26
65	Marquette King, at OAK 9/17
60t	Kaelin Clay, vs. CAR 11/26
53	Brandon McManus, at DEN 12/10
53	Brandon McManus, at DEN 12/10
13	Telvin Smith, vs. JAX 10/1
2.5	Cameron Wake, at MIA 10/22
1	11x, last Keenan Allen, vs. LAC 12/24

<sup>IR</sup> Reserve/Injured | <sup>NWT</sup> Not With Team





# Supplemental Statistics

## TAKEAWAY-GIVEAWAY

TAKEAWAYS: 20 resulting in 5 TD, 4 FG, 1 MFG, 6 Punt, 0 Blk Punt, 0 INT, 0 Fumbles, 1 Half, 0 Game, 0 Downs = **49 Points**

GIVEAWAYS: 23 resulting in 7 TD, 4 FG, 0 MFG, 2 Punt, 0 Blk Punt, 3 INT, 0 Fumbles, 0 Half, 1 Game, 0 Downs = **61 Points**

## GAME-BY-GAME TAKEAWAYS/GIVEAWAYS

DATE	OPP.	TAKEAWAYS			GIVEAWAYS			Differential	W/L
		INT	Fumbles	Total	INT	Fumbles	Total		
09/10	at BUF	1	0	1	2	0	2	-1	L
09/17	at OAK	0	0	0	0	2	2	-2	L
09/24	vs. MIA	2	0	2	0	1	1	+1	W
10/1	vs. JAX	1	0	1	1	1	2	-1	W
10/8	at CLV	2	1	3	1	0	1	+2	W
10/16	vs. NE	1	1	2	2	1	3	-1	L
10/22	at MIA	2	0	2	1	1	2	0	L
10/29	vs. ATL	0	2	2	0	1	1	+1	L
11/2	vs. BUF	0	3	3	0	0	0	+3	W
11/12	at TB	1	0	1	1	1	2	-1	L
11/26	vs. CAR	0	0	0	0	1	1	-1	L
12/3	vs. KC	0	0	0	0	0	0	0	W
12/10	at DEN	0	0	0	1	1	2	-2	L
12/17	at NO	1	2	3	2	0	2	+1	L
12/24	vs. LAC	0	0	0	1	2	3	-3	L
<b>TOTAL</b>		<b>11</b>	<b>9</b>	<b>20</b>	<b>12</b>	<b>12</b>	<b>24</b>	<b>-4</b>	<b>5-10</b>

## BIG RUSHING PLAYS (Runs of 10 or more yards)

### NEW YORK JETS (47)

### OPPONENTS (40)

at BUF (9/10)	11 .....	Bilal Powell	10.....	LeSean McCoy
			10.....	Tyrod Taylor
			14.....	Tyrod Taylor
			14.....	Mike Tolbert
			16.....	Mike Tolbert
			20.....	LeSean McCoy
			23.....	LeSean McCoy
at OAK (9/17)	11 .....	Elijah McGuire	10.....	DeAndre Washington
	16 .....	Matt Forté	13.....	Marshawn Lynch
	22 .....	Josh McCown	<b>43 .....</b>	<b>Cordarrelle Patterson</b>
			<b>52 .....</b>	<b>Jalen Richard</b>
vs. MIA (9/24)	10 .....	Elijah McGuire		
	12 .....	Matt Forté		
vs. JAX (10/1)	<b>75 .....</b>	<b>Bilal Powell</b>	11.....	Leonard Fournette
	33 .....	Bilal Powell	10.....	Chris Ivory
	13 .....	Bilal Powell	27.....	Blake Bortles
	<b>69 .....</b>	<b>Elijah McGuire</b>	10.....	Chris Ivory
	12 .....	Bilal Powell		
at CLV (10/8)	11 .....	ArDarius Stewart	18.....	DeShone Kizer
			10.....	Isaiah Crowell
			16.....	Isaiah Crowell
			11.....	Kevin Hogan
			10.....	Isaiah Crowell
vs. NE (10/15)	12 .....	Elijah McGuire	11.....	Dion Lewis
	10 .....	Josh McCown		

<sup>IR</sup> Reserve/Injured | <sup>NWT</sup> Not With Team | **Bold indicates TD**

# Supplemental Statistics



## BIG RUSHING PLAYS cont. (Runs of 10 or more yards)

at MIA (10/22)	25 ..... Bilal Powell	11..... Jay Ayaji
	15 ..... Matt Forté	
	11 ..... Bilal Powell	11..... Jay Ayaji
	11 ..... Matt Forté	
vs. ATL (10/29)	12 ..... Bilal Powell	14..... Matt Ryan
		52..... Tevin Coleman
vs. BUF (11/2)	13..... Matt Forté	13..... LeSean McCoy
	<b>10..... Josh McCown</b>	18..... Tyrod Taylor
	20..... Matt Forté	
	51..... Bilal Powell	
	<b>10..... Matt Forté</b>	
	11..... Bilal Powell	
	15..... Elijah McGuire	
	10..... Elijah McGuire	
at TB (11/12)	21..... Bilal Powell	21..... Charles Sims III
vs. CAR (11/26)	14..... Bilal Powell	29..... Kaelin Clay
	22..... Josh McCown	40..... Christian McCaffrey
vs. KC (12/3)	19..... Elijah McGuire	70..... Alex Smith
	13..... Bilal Powell	14..... Kareem Hunt
	12..... Josh McCown	
	14..... Matt Forté	
at DEN (12/10)	12..... Bilal Powell	
at NO (12/17)	11..... Bilal Powell	12..... Alvin Kamara
	15..... JoJo Natson	11..... Alvin Kamara
	13..... Bryce Petty	<b>50..... Mark Ingram</b>
	11..... Matt Forté	
	10..... Elijah McGuire	
vs. LAC (12/24)	41..... Bilal Powell	11..... Melvin Gordon
	<b>57..... Bilal Powell</b>	19..... Melvin Gordon
	24..... Bryce Petty	
	21..... Bilal Powell	

<sup>IR</sup>Reserve/Injured | <sup>NWT</sup>Not With Team

**Bold indicates TD**

## BIG PASSING PLAYS (Plays of 20 or more yards)

### NEW YORK JETS (45)

### OPPONENTS (58)

9/10 at BUF	21 ..... Will Tye <sup>NWT</sup>	21..... Zay Jones
	25 ..... Eric Tomlinson	21..... LeSean McCoy
		22..... Nick O'Leary
		35..... Charles Clay
		47..... Jordan Matthews
9/17 at OAK	<b>34..... Jermaine Kearse</b>	21..... Michael Crabtree
	34 ..... Matt Forté	<b>26 ..... Michael Crabtree</b>
		26..... Michael Crabtree
		39..... Jalen Richard





# Supplemental Statistics

9/24 vs. MIA	20 ..... Robby Anderson 24 ..... ArDarius Stewart <b>69 ..... Robby Anderson</b>	26..... DeVante Parker
10/1 vs. JAX	22 ..... Elijah McGuire 27 ..... Austin Seferian-Jenkins 31 ..... Marcus Williams <sup>NWT</sup> 41 ..... Robby Anderson	28..... Leonard Fournette
10/8 at CLV	34 ..... Eric Tomlinson <b>24 ..... Jermaine Kearse</b>	21..... Ricardo Louis 29..... Kasen Williams <b>21 ..... David Njoku</b> 20..... Ricardo Louis <b>41 ..... Duke Johnson</b>
10/15 vs. NE	23 ..... Robby Anderson 30 ..... Jeremy Kerley <b>31 ..... Jeremy Kerley</b> 44 ..... Jermaine Kearse 32 ..... Robby Anderson	25..... Rob Gronkowski 42..... Brandin Cooks <b>33 ..... Rob Gronkowski</b>
10/22 at MIA	31 ..... Bilal Powell <b>29 ..... Jermaine Kearse</b> 26 ..... Eric Tomlinson 21 ..... Matt Forté	25..... Julius Thomas 36..... Kenny Stills 21..... Leonte Carroo 20..... Julius Thomas 29..... Jarvis Landry 22 ..... Anthony Fasano
10/29 vs. ATL	<b>20 ..... Eric Tomlinson</b> <b>24 ..... Robby Anderson</b> 32 ..... Robby Anderson 24 ..... Robby Anderson	21..... Austin Hooper 20..... Devonta Freeman 23..... Mohamed Sanu 53..... Julio Jones 22..... Tevin Coleman
11/2 vs. BUF	20 ..... Jermaine Kearse <b>25..... Robby Anderson</b>	20..... Nick O'Leary 20..... Logan Thomas <b>26 ..... Deonte Thompson</b>
11/12 at TB	20 ..... Robby Anderson 20 ..... Robby Anderson 28 ..... Austin Seferian-Jenkins <b>38 ..... Robby Anderson</b>	20..... Chris Godwin 22..... DeSean Jackson
11/26 vs. CAR	20 ..... Robby Anderson <b>33 ..... Robby Anderson</b> <b>54 ..... Robby Anderson</b> 42 ..... Jermaine Kearse 28 ..... Robby Anderson	21..... Devin Funchess 35..... Devin Funchess 26..... Christian McCaffrey
12/3 vs. KC	21 ..... Matt Forté 44 ..... Jermaine Kearse 26 ..... Robby Anderson 51 ..... Jermaine Kearse	32..... Travis Kelce <b>22 ..... Travis Kelce</b> <b>36 ..... Travis Kelce</b> <b>79 ..... Tyreek Hill</b> 20..... Akeem Hunt <b>40 ..... Tyreek Hill</b> 40..... Tyreek Hill
12/10 at DEN		27..... Cody Latimer <b>20 ..... Demaryius Thomas</b> 25..... Demaryius Thomas

# Supplemental Statistics



## BIG PASSING PLAYS cont. (Plays of 20 or more yards)

12/17 at NO	20.....Robby Anderson	54.....Mark Ingram
	38.....Elijah McGuire	29.....Alvin Kamara
	54.....Robby Anderson	23.....Willie Snead
	24.....Chad Hansen	22.....Josh Hill
		20.....Michael Thomas
12/24 vs. LAC		27.....Antonio Gates
		20.....Antonio Gates
		39.....Melvin Gordon
		23.....Sean McGrath
		20.....Keenan Allen

<sup>IR</sup>Reserve/Injured | <sup>NWT</sup>Not With Team

**Bold indicates TD**

## OFFENSIVE DRIVE ENGINEERING

	Drives	TDs	FGs	MFGs	Blk FGs	Punt	Blk Punt	Fumb	INTs	Downs	Sfty	Half	Game	End Reg	Points
Jets	186	32	23	4	1	87	0	11	13	4	0	7	6	1	292
Opp.	181	40	20	8	0	79	0	9	11	5	0	4	4	1	340

## GOAL-TO-GO SITUATIONS

	Drives	TDs	FGs	MFGs	Blk FGs	Punt	Blk Punt	Fumb	INTs	Downs	Sfty	Half	Game	End Reg	Points
Jets	19	14	4	0	0	0	0	1	0	0	0	0	0	0	109
Opp.	31	24	4	0	0	0	0	1	1	0	0	0	0	0	180

## LONGEST DRIVES

### NEW YORK JETS

PLAYS	YARDS	TIME
18, vs. KC 12/3 (FG)	97, at CLV 10/8 (TD)	9:31, vs. KC 12/3 (FG)

### OPPONENT

PLAYS	YARDS	TIME
17, at TB 11/12 (FG)	86, 2x, last vs. CAR 11/26 (TD)	8:17, at OAK 9/17 (FG)

## LONGEST SCORING DRIVES

### NEW YORK JETS

PLAYS	YARDS	TIME
(FG) 18, vs. KC 12/3	74, vs. CAR 11/26	9:31, vs. KC 12/3
(TD) 14, vs. KC 12/3	97, at CLV 10/8	6:58, vs. KC 12/3

### OPPONENT

PLAYS	YARDS	TIME
(FG) 17, at TB 11/12	77, at TB 11/12	8:17, at OAK 9/17
(TD) 15, at TB 11/12	86, 2x, last vs. CAR 11/26	7:25, at TB 11/12

## JETS DRIVES THAT PENETRATED THE OPPONENTS' 20-YARD LINE

Opp.	Drives	Scores	Score%	TD	TD%	FG	INT	FUM	Blk FG	Miss FG	DWN	Half	Game	Points
9/10 at BUF	1	1	100%	1	100%	0	0	0	0	0	0	0	0	7
9/17 at OAK	2	2	100%	1	50%	1	0	0	0	0	0	0	0	10
9/24 vs. MIA	2	2	100%	1	50%	1	0	0	0	0	0	0	0	10
10/1 vs. JAX	2	1	50%	0	0%	1	0	1	0	0	0	0	0	3
10/8 at CLV	1	1	100%	1	100%	0	0	0	0	0	0	0	0	7
10/15 vs NE	3	2	66%	1	33%	1	0	1	0	0	0	0	0	10
10/22 at MIA	3	3	100%	3	100%	0	0	0	0	0	0	0	0	21
10/29 vs. ATL	0	0	0%	0	0%	0	0	0	0	0	0	0	0	0
11/2 vs. BUF	4	4	100%	3	75%	1	0	0	0	0	0	0	0	24
11/12 at TB	0	0	0%	0	0%	0	0	0	0	0	0	0	0	0
11/26 vs. CAR	3	3	100%	1	33%	2	0	0	0	0	0	0	0	13
12/3 vs. KC	5	5	100%	4	80%	1	0	0	0	0	0	0	0	32
12/10 at DEN	0	0	0%	0	0%	0	0	0	0	0	0	0	0	0
12/17 at NO	4	4	100%	2	50%	2	0	0	0	0	0	0	0	19
12/24 vs. LAC	1	0	0%	0	0%	0	0	0	0	0	1	0	0	0
<b>Totals</b>	<b>31</b>	<b>28</b>	<b>90.3%</b>	<b>18</b>	<b>58.0%</b>	<b>10</b>	<b>0</b>	<b>2</b>	<b>0</b>	<b>0</b>	<b>1</b>	<b>0</b>	<b>0</b>	<b>156</b>



# Supplemental Statistics

## OPPONENTS' DRIVES THAT PENETRATED THE JETS' 20-YARD LINE

Opp.	Drives	Scores	Score%	TD	TD%	FG	INT	FUM	Blk FG	Miss FG	DWN	Half	Game	Points
9/10 at BUF	4	3	75%	3	75%	0	1	0	0	0	0	0	0	21
9/17 at OAK	4	4	100%	3	75%	1	0	0	0	0	0	0	0	24
9/24 vs. MIA	1	1	100%	1	100%	0	0	0	0	0	0	0	0	6
10/1 vs. JAX	3	3	100%	1	100%	2	0	0	0	0	0	0	0	13
10/8 at CLV	3	0	0%	0	0%	0	1	1	0	0	1	0	0	0
10/15 vs. NE	3	2	66%	2	66%	0	0	0	0	0	0	0	0	0
10/22 at MIA	3	3	100%	3	100%	0	0	0	0	0	0	0	0	21
10/29 vs. ATL	6	6	100%	2	33%	4	0	0	0	0	0	0	0	25
11/2 vs. BUF	2	2	100%	2	100%	0	0	0	0	0	0	0	0	14
11/12 at TB	3	3	100%	1	33%	2	0	0	0	0	0	0	0	13
11/26 vs. CAR	3	3	100%	2	66%	1	0	0	0	0	0	0	0	15
12/3 vs. KC	2	1	50%	0	0%	1	0	0	0	0	1	0	0	3
12/10 at DEN	5	4	80%	2	40%	2	0	0	0	1	0	0	0	20
12/17 at NO	5	4	80%	3	60%	1	0	1	0	0	0	0	0	24
12/24 vs. LAC	2	2	100%	2	100%	0	0	0	0	1	0	0	0	14
<b>Totals</b>	<b>49</b>	<b>41</b>	<b>83.7%</b>	<b>27</b>	<b>55.1%</b>	<b>14</b>	<b>2</b>	<b>2</b>	<b>0</b>	<b>2</b>	<b>2</b>	<b>0</b>	<b>0</b>	<b>213</b>

## SCORING BY QUARTER

NEW YORK JETS									OPPONENTS					
Date	Opp.	W/L	1st	2nd	3rd	4th	OT	Total	1st	2nd	3rd	4th	OT	Total
9/10	at BUF	L	0	6	6	0	0	12	0	7	7	7	0	21
9/17	at OAK	L	0	10	3	7	0	20	7	14	7	17	0	45
9/24	vs. MIA	W	0	10	10	0	0	20	0	0	0	6	0	6
10/1	vs. JAX	W	7	3	10	0	3	23	7	3	0	10	0	20
10/8	at CLV	W	0	3	7	7	0	17	0	0	7	7	0	14
10/15	vs. NE	L	7	7	0	3	0	17	0	14	7	3	0	24
10/22	at MIA	L	14	7	7	0	0	28	7	7	0	17	0	31
10/29	vs. ATL	L	7	10	0	3	0	20	7	6	3	9	0	25
11/2	vs. BUF	W	7	3	14	10	0	34	0	7	0	14	0	21
11/12	at TB	L	0	3	0	7	0	10	3	0	6	6	0	15
11/26	vs. CAR	L	3	7	7	10	0	27	3	9	6	17	0	35
12/3	vs. KC	W	14	7	6	11	0	38	14	3	7	7	0	31
12/10	at DEN	L	0	0	0	0	0	0	14	7	6	11	0	23
12/17	at NO	L	0	10	3	6	0	19	10	7	0	14	0	31
12/24	vs. LAC	L	0	0	7	0	0	7	0	7	7	0	0	14
<b>Totals</b>		<b>5-10</b>	<b>59</b>	<b>86</b>	<b>80</b>	<b>64</b>	<b>3</b>	<b>292</b>	<b>68</b>	<b>87</b>	<b>64</b>	<b>137</b>	<b>0</b>	<b>356</b>

## 2017 BALL POSSESSION AND DRIVE CHART

### NEW YORK JETS 12 at BUFFALO BILLS 21 (09|10|17)

NEW YORK JETS					Possession: 26:56			Average Start: NYJ 30			BUFFALO BILLS					Possession: 33:04			Average Start: BUF 25		
Begin	Time	Plays	Yards	Pen	Net	Last	Result	Begin	Time	Plays	Yards	Pen	Net	Last	Result						
NYJ 27	1:51	3	6	0	6	NYJ 33	Punt	BUF 25	6:12	13	74	-7	67	*NYJ 8	INT						
NYJ 16	2:24	3	10	-10	0	NYJ 16	Punt	BUF 20	2:36	4	29	-5	24	BUF 44	Punt						
-----																					
NYJ 25	4:52	9	45	0	45	BUF 30	FG	BUF 23	5:31	12	77	0	77	*NYJ 1	TD						
NYJ 36	2:15	8	25	5	30	BUF 34	FG	BUF 25	2:35	6	57	-10	47	NYJ 28	Missed FG						
NYJ 20	0:30	1	-1	0	-1	NYJ 20	End of Half	BUF 25	1:14	5	-1	24	23	BUF 48		Punt					
-----																					
NYJ 25	3:00	6	14	0	14	NYJ 39	Punt	BUF 32	1:19	3	4	0	4	BUF 36	Punt						
NYJ 21	1:36	3	4	0	4	NYJ 25	Punt	BUF 36	2:13	6	64	0	64	*NYJ 1	TD						
NYJ 25	4:52	11	75	0	75	*BUF 1	TD														
-----																					
NYJ 17	3:22	6	22	0	22	NYJ 39	Punt	BUF 20	4:13	9	80	0	80	*NYJ 1	TD						
BUF 39	0:58	3	2	0	2	BUF 37	INT	BUF 4	1:54	3	5	0	5	BUF 9	Punt						
NYJ 42	1:07	3	12	-10	2	NYJ 44	Punt	BUF 23	1:35	3	2	0	2	BUF 25	Punt						
NYJ 41	0:09	1	0	0	0	NYJ 41	INT	BUF 17	2:07	6	20	-10	10	BUF 27	Punt						
								NYJ 47	1:35	3	-3	0	-3	NYJ 49	End of Game						

\*Redzone Possession | **Bold = Scoring Drive**

# Supplemental Statistics



## NEW YORK JETS 20 at OAKLAND RAIDERS 45 [09|17|17]

NEW YORK JETS Possession: 28:58 Average Start: NYJ 27								OAKLAND RAIDERS Possession: 31:02 Average Start: OAK 36							
Begin	Time	Plays	Yards	Pen	Net	Last	Result	Begin	Time	Plays	Yards	Pen	Net	Last	Result
NYJ 40	1:55	3	2	0	2	NYJ 42	Punt	OAK 16	2:12	3	12	-7	5	OAK 21	Punt
NYJ 38	2:21	4	19	0	19	OAK 43	Punt	<b>OAK 19</b>	<b>5:59</b>	<b>11</b>	<b>76</b>	<b>5</b>	<b>81</b>	<b>*NYJ 2</b>	<b>TD</b>
<hr/>															
<b>NYJ 25</b>	<b>3:47</b>	<b>7</b>	<b>60</b>	<b>15</b>	<b>75</b>	<b>OAK 34</b>	<b>TD</b>	<b>OAK 15</b>	<b>4:38</b>	<b>8</b>	<b>92</b>	<b>-7</b>	<b>85</b>	<b>NYJ 26</b>	<b>TD</b>
<b>NYJ 10</b>	<b>4:40</b>	<b>11</b>	<b>47</b>	<b>15</b>	<b>62</b>	<b>OAK 28</b>	<b>FG</b>	OAK 15	1:22	4	29	0	29	OAK 44	Punt
NYJ 25	0:21	1	-1	0	-1	NYJ 25	End of Half	OAK 25	1:16	3	6	0	6	OAK 31	Punt
								<b>NYJ 4</b>	<b>1:29</b>	<b>3</b>	<b>4</b>	<b>0</b>	<b>4</b>	<b>*NYJ 2</b>	<b>TD</b>
<hr/>															
<b>NYJ 33</b>	<b>7:50</b>	<b>12</b>	<b>55</b>	<b>-10</b>	<b>45</b>	<b>*OAK 22</b>	<b>FG</b>	<b>OAK 16</b>	<b>3:39</b>	<b>7</b>	<b>69</b>	<b>15</b>	<b>84</b>	<b>NYJ 43</b>	<b>TD</b>
<hr/>															
NYJ 25	3:42	6	10	5	15	NYJ 40	Punt	<b>OAK 21</b>	<b>2:00</b>	<b>4</b>	<b>79</b>	<b>0</b>	<b>79</b>	<b>OAK 48</b>	<b>TD</b>
NYJ 25	0:12	1	-7	0	-7	NYJ 25	Fumble	<b>NYJ 18</b>	<b>0:10</b>	<b>1</b>	<b>1</b>	<b>17</b>	<b>18</b>	<b>*NYJ 1</b>	<b>TD</b>
<b>NYJ 25</b>	<b>3:45</b>	<b>10</b>	<b>75</b>	<b>0</b>	<b>75</b>	<b>*OAK 11</b>	<b>TD</b>	<b>NYJ 48</b>	<b>8:17</b>	<b>12</b>	<b>42</b>	<b>-5</b>	<b>37</b>	<b>*NYJ 1</b>	<b>FG</b>
NYJ 25	0:25	1	11	0	11	NYJ 25	End of Game								

\*Redzone Possession | **Bold = Scoring Drive**

## MIAMI DOLPHINS 6 at NEW YORK JETS 20 [09|24|17]

MIAMI DOLPHINS Possession: 23:52 Average Start: MIA 24								NEW YORK JETS Possession: 36:08 Average Start: NYJ 31							
Begin	Time	Plays	Yards	Pen	Net	Last	Result	Begin	Time	Plays	Yards	Pen	Net	Last	Result
MIA 33	1:52	4	19	0	19	NYJ 48	Punt	NYJ 25	2:12	3	-6	0	-6	NYJ 19	Punt
MIA 35	2:00	3	1	-10	-9	MIA 26	Punt	NYJ 10	5:55	10	59	5	64	MIA 26	Blocked FG
								NYJ 43	2:04	4	13	0	13	MIA 44	Punt
<hr/>															
MIA 9	2:58	6	20	-5	15	MIA 24	Punt	<b>NYJ 37</b>	<b>5:42</b>	<b>9</b>	<b>71</b>	<b>-30</b>	<b>41</b>	<b>MIA 22</b>	<b>FG</b>
MIA 25	1:00	3	-2	0	-2	MIA 23	Punt	NYJ 24	2:11	3	4	0	4	NYJ 28	Punt
MIA 15	1:44	3	-8	0	-8	MIA 7	Punt	<b>NYJ 29</b>	<b>0:40</b>	<b>3</b>	<b>81</b>	<b>-10</b>	<b>71</b>	<b>NYJ 31</b>	<b>TD</b>
MIA 17	1:23	5	19	0	19	MIA 36	Punt	NYJ 20	0:19	1	-1	0	-1	NYJ 20	End of Half
<hr/>															
MIA 25	1:06	3	-5	0	-5	MIA 20	Punt	<b>MIA 49</b>	<b>4:06</b>	<b>7</b>	<b>49</b>	<b>0</b>	<b>49</b>	<b>*MIA 1</b>	<b>TD</b>
MIA 25	1:15	4	3	0	3	MIA 28	INT	<b>MIA 49</b>	<b>6:58</b>	<b>13</b>	<b>40</b>	<b>5</b>	<b>45</b>	<b>*MIA 4</b>	<b>FG</b>
<hr/>															
MIA 25	3:09	11	54	0	54	NYJ 21	Downs	NYJ 21	2:54	4	15	11	26	NYJ 47	Punt
MIA 10	2:57	6	37	15	52	NYJ 42	Downs	NYJ 38	0:55	2	5	0	5	NYJ 37	Fumble
MIA 45	2:13	7	11	15	26	NYJ 29	INT	NYJ 28	2:12	3	5	0	5	NYJ 33	Punt
<b>MIA 20</b>	<b>2:15</b>	<b>8</b>	<b>76</b>	<b>4</b>	<b>80</b>	<b>*NYJ 3</b>	<b>TD</b>								

\*Redzone Possession | **Bold = Scoring Drive**



# Supplemental Statistics

## JACKSONVILLE JAGUARS 20 at NEW YORK JETS 23 (OT) (10|01|17)

JACKSONVILLE JAGUARS Possession: 35:08 Average Start: JAX 27								NEW YORK JETS Possession: 34:24 Average Start: NYJ 30							
Begin	Time	Plays	Yards	Pen	Net	Last	Result	Begin	Time	Plays	Yards	Pen	Net	Last	Result
JAX 39	5:15	10	61	0	61*	NYJ 10	TD	NYJ 25	1:43	3	4	0	4	NYJ 29	Punt
JAX 15	3:05	3	26	5	31	JAX 46	Punt	NYJ 25	0:13	1	75	0	75	NYJ 25	TD
JAX 13	7:15	6	70	5	75*	NYJ 12	FG	NYJ 13	7:19	10	52	-10	42	JAX 45	Punt
JAX 25	0:20	3	0	0	0	JAX 25	Punt	NYJ 31	3:59	9	42	0	42	JAX 27	FG
JAX 35	0:08	3	-1	0	-1	JAX 35	End of Half	NYJ 31	0:43	6	47	-5	42	JAX 27	Missed FG
JAX 25	4:11	6	23	0	23	JAX 48	Punt	NYJ 18	0:47	2	82	0	82	NYJ 31	TD
JAX 25	1:53	4	16	-10	6	JAX 31	Punt	NYJ 8	4:03	7	32	0	32	NYJ 40	Punt
JAX 13	2:01	5	18	0	18	JAX 31	INT	JAX 7	1:31	4	-1	0	-1	*JAX 8	FG
JAX 25	2:32	6	36	5	41	NYJ 34	Missed FG	NYJ 42	2:42	4	44	-5	39*	JAX 14	Fumble
JAX 35	2:02	3	9	0	9	JAX 29	Punt	NYJ 25	3:24	7	34	0	34	JAX 41	Punt
NYJ 35	2:33	8	41	-10	31	*NYJ 4	FG	NYJ 20	1:35	5	14	0	14	NYJ 34	INT
								NYJ 25	0:46	3	6	0	6	NYJ 39	End of Half
JAX 25	1:49	5	6	15	21	JAX 46	Punt	NYJ 3	1:23	3	7	0	7	NYJ 10	Punt
50	1:36	3	7	0	7	NYJ 43	Punt	NYJ 9	3:06	5	26	-10	16	NYJ 25	Punt
JAX 3	0:28	3	-1	0	-1	JAX 2	Punt	JAX 25	1:10	4	2	0	2*	JAX 23	FG

\*Redzone Possession | **Bold = Scoring Drive**

## NEW YORK JETS 17 at CLEVELAND BROWNS 14 (10|08|17)

NEW YORK JETS Possession: 25:34 Average Start: NYJ 29								CLEVELAND BROWNS Possession: 34:26 Average Start: CLV 30							
Begin	Time	Plays	Yards	Pen	Net	Last	Result	Begin	Time	Plays	Yards	Pen	Net	Last	Result
NYJ 26	2:05	3	-3	0	-3	NYJ 23	Punt	CLV 32	2:01	3	-3	0	-3	CLV 29	Punt
NYJ 24	2:54	3	7	-20	-13	NYJ 11	Punt	CLV 43	6:44	13	60	-15	45	*NYJ 4	Fumble
NYJ 7	2:49	9	27	15	42	NYJ 49	Punt	CLV 21	3:27	7	60	-15	45	NYJ 34	Missed FG
NYJ 42	1:23	3	6	0	6	NYJ 48	INT	NYJ 49	5:24	10	35	10	45	*NYJ 4	INT
NYJ 14	1:31	3	-2	0	-2	NYJ 12	Punt	CLV 45	1:11	7	19	15	34	NYJ 21	Missed FG
NYJ 29	0:31	6	32	9	32	CLV 39	FG								
NYJ 17	3:33	6	23	0	23	NYJ 40	Punt	CLV 25	5:37	10	70	5	75	NYJ 21	TD
CLV 13	0:41	2	13	0	13	*CLV 2	TD	CLV 20	0:52	2	1	0	1	CLV 21	INT
NYJ 3	4:26	8	97	0	97	CLV 24	TD	CLV 25	6:21	12	82	-10	72	*NYJ 4	Downs
NYJ 15	3:52	6	15	0	15	NYJ 30	Punt	CLV 25	1:15	3	5	-10	5	CLV 20	Punt
CLV 45	1:49	3	-3	0	-3	CLV 47	End of Game	CLV 14	1:34	5	86	0	86	NYJ 41	TD

\*Redzone Possession | **Bold = Scoring Drive**

# Supplemental Statistics



## NEW ENGLAND PATRIOTS 24 at NEW YORK JETS 17 (10|15|17)

NEW ENGLAND PATRIOTS Possession: 26:20 Average Start: NE 29								NEW YORK JETS Possession: 33:40 Average Start: NYJ 24							
Begin	Time	Plays	Yards	Pen	Net	Last	Result	Begin	Time	Plays	Yards	Pen	Net	Last	Result
NE 25	3:37	8	34	0	34	NYJ 41	Punt	NYJ 12	5:52	13	88	0	88	*NE 1	TD
NE 47	3:04	6	31	0	31	NYJ 27	Fumble	NYJ 4	1:36	3	7	0	7	NYJ 11	Punt
NE 25	1:03	3	2	0	2	NE 27	Punt	NYJ 22	3:33	7	78	0	78	NE 31	TD
<b>NE 7</b>	<b>4:24</b>	<b>9</b>	<b>69</b>	<b>24</b>	<b>93</b>	<b>*NYJ 1</b>	<b>TD</b>	NYJ 38	1:32	3	7	0	7	NYJ 45	Punt
NE 21	0:15	2	0	0	0	NE 21	INT	NYJ 27	2:02	3	8	0	8	NYJ 35	Punt
NE 43	0:31	5	13	15	28	NYJ 29	Missed FG	NYJ 22	1:24	3	2	0	2	NYJ 24	Punt
<b>NE 37</b>	<b>0:26</b>	<b>6</b>	<b>63</b>	<b>0</b>	<b>63</b>	<b>*NYJ 2</b>	<b>TD</b>	NYJ 37	0:32	5	24	-10	14	NE 49	INT
								NYJ 25	0:09	1	-1	0	-1	NYJ 25	End of Half
<b>NE 25</b>	<b>3:38</b>	<b>8</b>	<b>85</b>	<b>-10</b>	<b>75</b>	<b>NYJ 33</b>	<b>TD</b>	NYJ 14	6:41	12	52	0	52	NE 34	INT
<b>NE 28</b>	<b>5:31</b>	<b>11</b>	<b>63</b>	<b>0</b>	<b>63</b>	<b>*NYJ 9</b>	<b>FG</b>	NYJ 25	5:46	12	64	10	74	*NE 4	Fumble
NE 20	1:52	3	13	-10	3	NE 23	Punt	<b>NYJ 35</b>	<b>2:52</b>	<b>6</b>	<b>55</b>	<b>0</b>	<b>55</b>	<b>*NE 10</b>	<b>FG</b>
NE 17	1:47	3	3	-5	-2	NE 15	Punt	NYJ 27	1:41	8	24	0	24	NE 49	Downs
NE 49	0:12	1	-1	0	-1	NE 49	End of Game								

\*Redzone Possession | **Bold = Scoring Drive**

## NEW YORK JETS 28 at MIAMI DOLPHINS 31 (10|22|17)

NEW YORK JETS Possession: 28:02 Average Start: NYJ 29								MIAMI DOLPHINS Possession: 31:58 Average Start: MIA 31							
Begin	Time	Plays	Yards	Pen	Net	Last	Result	Begin	Time	Plays	Yards	Pen	Net	Last	Result
NYJ 25	2:05	5	75	0	75	MIA 29	TD	MIA 25	2:11	5	75	0	75	*NYJ 4	TD
NYJ 20	1:31	3	1	0	1	NYJ 21	Punt	MIA 28	2:52	3	-1	-10	-11	MIA 17	Punt
<b>NYJ 25</b>	<b>4:54</b>	<b>8</b>	<b>70</b>	<b>5</b>	<b>75</b>	<b>*MIA 18</b>	<b>TD</b>								
NYJ 21	1:41	3	4	0	4	NYJ 25	Punt	MIA 28	3:21	5	18	5	23	NYJ 49	Punt
NYJ 25	3:30	5	41	-10	31	MIA 44	Punt	<b>MIA 30</b>	<b>5:11</b>	<b>10</b>	<b>37</b>	<b>33</b>	<b>70</b>	<b>*NYJ 4</b>	<b>TD</b>
<b>MIA 1</b>	<b>0:41</b>	<b>2</b>	<b>1</b>	<b>0</b>	<b>1</b>	<b>*MIA 1</b>	<b>TD</b>	MIA 5	0:12	2	2	0	2	MIA 7	INT
NYJ 22	0:28	1	-1	0	-1	NYJ 22	End of Half	MIA 25	1:23	5	7	0	7	MIA 32	Punt
NYJ 20	2:47	5	51	-25	26	NYJ 46	Punt	MIA 22	4:09	6	27	-5	22	MIA 44	Punt
<b>MIA 45</b>	<b>4:05</b>	<b>7</b>	<b>34</b>	<b>11</b>	<b>45</b>	<b>*MIA 10</b>	<b>TD</b>	MIA 15	2:18	5	44	0	44	NYJ 41	INT
NYJ 17	1:57	3	-1	-5	-6	NYJ 11	Punt	MIA 25	1:56	4	19	0	19	MIA 44	Punt
NYJ 25	1:37	3	-5	-5	-10	NYJ 15	Punt	<b>NYJ 42</b>	<b>1:27</b>	<b>4</b>	<b>42</b>	<b>0</b>	<b>42</b>	<b>NYJ 28</b>	<b>TD</b>
NYJ 25	2:16	4	6	0	6	NYJ 31	Punt	<b>MIA 46</b>	<b>3:25</b>	<b>6</b>	<b>56</b>	<b>-2</b>	<b>54</b>	<b>*NYJ 2</b>	<b>TD</b>
NYJ 15	0:08	1	0	0	0	NYJ 15	INT	MIA 25	3:16	7	25	0	25	50	Punt
NYJ 16	0:22	2	-4	-8	-12	NYJ 8	Fumble	<b>NYJ 27</b>	<b>0:17</b>	<b>4</b>	<b>6</b>	<b>0</b>	<b>6</b>	<b>NYJ 21</b>	<b>FG</b>

\*Redzone Possession | **Bold = Scoring Drive**



# Supplemental Statistics

## ATLANTA FALCONS 25 at NEW YORK JETS 20 (10|29|17)

ATLANTA FALCONS Possession: 28:19 Average Start: ATL 25								NEW YORK JETS Possession: 31:41 Average Start: NYJ 25							
Begin	Time	Plays	Yards	Pen	Net	Last	Result	Begin	Time	Plays	Yards	Pen	Net	Last	Result
ATL 25	0:51	3	4	5	9	ATL 35	Fumble	NYJ 25	4:27	8	55	20	75	ATL 20	TD
ATL 36	3:13	7	64	0	64	*NYJ 1	TD	ATL 34	1:26	4	6	0	6	ATL 28	Missed FG
ATL 6	1:24	3	12	0	12	ATL 18	Fumble	NYJ 28	3:26	6	20	0	20	NYJ 48	Punt
ATL 25	5:57	12	70	0	70	*NYJ 5	FG	ATL 20	1:10	4	5	-10	-5	ATL 25	FG
ATL 3	0:57	3	3	24	3	ATL 6	Punt	NYJ 25	2:06	3	9	0	9	NYJ 34	Punt
ATL 20	2:26	10	38	15	53	*NYJ 27	FG	ATL 43	2:37	5	43	0	43	ATL 24	TD
ATL 28	2:14	3	9	0	9	ATL 37	Punt	NYJ 34	2:08	3	9	0	9	NYJ 43	Punt
ATL 1	1:26	3	1	0	1	ATL 2	Punt	ATL 47	1:56	3	1	-5	-4	NYJ 49	Punt
ATL 20	2:04	5	61	0	61	*NYJ 19	FG								
ATL 38	1:55	4	62	0	62	*NYJ 8	TD	NYJ 25	5:55	10	45	0	45	ATL 30	Missed FG
ATL 25	2:00	3	27	-20	7	ATL 32	Punt	NYJ 20	3:40	7	37	15	52	ATL 28	FG
NYJ 13	1:23	4	2	0	2	*NYJ 11	FG	NYJ 26	1:43	3	13	-10	3	NYJ 29	Punt
ATL 25	2:29	6	29	0	29	NYJ 46	Punt	NYJ 4	1:07	6	34	-5	29	NYJ 38	End of Game

\*Redzone Possession | **Bold = Scoring Drive**

## BUFFALO BILLS 21 at NEW YORK JETS 34 (11|02|17)

BUFFALO BILLS Possession: 26:30 Average Start: BUF 25								NEW YORK JETS Possession: 33:30 Average Start: NYJ 38							
Begin	Time	Plays	Yards	Pen	Net	Last	Result	Begin	Time	Plays	Yards	Pen	Net	Last	Result
BUF 16	1:40	3	-12	0	-12	BUF 4	Punt	NYJ 26	1:51	3	9	0	9	NYJ 35	Punt
BUF 25	2:55	5	31	0	31	NYJ 44	Punt	NYJ 46	3:46	8	54	0	54	*BUF 10	TD
								NYJ 8	1:40	3	9	-5	4	NYJ 12	Punt
BUF 38	3:16	8	57	5	62	*NYJ 10	TD	NYJ 21	4:26	9	47	5	52	BUF 27	FG
BUF 25	3:35	6	14	0	14	BUF 39	Punt	NYJ 20	3:33	6	24	0	24	NYJ 44	Punt
BUF 25	2:23	8	44	0	44	NYJ 37	Fumble	NYJ 31	0:55	3	5	5	10	NYJ 44	End of Half
BUF 25	1:21	3	1	0	1	BUF 26	Punt	NYJ 26	3:49	7	64	10	74	BUF 25	TD
BUF 25	1:20	3	4	0	4	BUF 29	Punt	NYJ 30	1:47	4	8	15	23	BUF 47	Punt
BUF 8	1:30	3	8	-4	4	BUF 12	Punt	NYJ 39	0:57	2	61	0	61	*BUF 10	TD
BUF 34	1:50	4	32	0	32	BUF 46	Fumble								
BUF 9	1:35	5	8	0	8	BUF 20	Fumble	NYJ 31	4:25	6	19	10	29	BUF 40	Punt
BUF 25	0:52	4	7	0	7	BUF 32	Downs	BUF 5	0:05	1	5	0	5	*BUF 5	TD
BUF 25	2:32	10	75	0	75	NYJ 26	TD	BUF 32	3:47	6	18	0	18	*BUF 14	FG
BUF 48	1:41	7	31	21	52	*NYJ 1	TD	BUF 47	2:29	6	8	0	8	BUF 38	End of Game

\*Redzone Possession | **Bold = Scoring Drive**

# Supplemental Statistics



## NEW YORK JETS 10 at TAMPA BAY BUCCANEERS 15 (11|12|17)

NEW YORK JETS Possession: 28:06 Average Start: NYJ 19								TAMPA BAY BUCCANEERS Possession: 31:54 Average Start: TB 25							
Begin	Time	Plays	Yards	Pen	Net	Last	Result	Begin	Time	Plays	Yards	Pen	Net	Last	Result
NYJ 9	1:54	3	5	-5	0	NYJ 9	Punt	TB 41	1:54	3	8	0	8	TB 49	Punt
NYJ 20	2:22	4	39	-10	1	NYJ 49	Punt	<b>TB 12</b>	<b>7:56</b>	<b>17</b>	<b>87</b>	<b>-10</b>	<b>77*NYJ 11</b>		<b>FG</b>
NYJ 25	2:05	5	10	0	10	NYJ 35	Punt	50	2:14	3	-4	0	-4	TB 46	Punt
NYJ 20	0:55	2	1	-10	-9	NYJ 11	INT	NYJ 32	0:08	1	0	0	0	NYJ 32	INT
NYJ 5	1:21	3	5	0	5	NYJ 10	Punt	TB 35	1:48	3	6	0	6	TB 41	Punt
<b>NYJ 20</b>	<b>7:23</b>	<b>16</b>	<b>56</b>	<b>-5</b>	<b>-51</b>	<b>*TB 29</b>	<b>FG</b>								
NYJ 25	1:00	3	7	0	7	NYJ 32	Punt	<b>TB 25</b>	<b>4:18</b>	<b>9</b>	<b>54</b>	<b>-10</b>	<b>44 NYJ 31</b>		<b>FG</b>
NYJ 9	2:12	3	9	0	9	NYJ 18	Punt	TB 31	1:22	4	10	15	25	NYJ 44	Punt
NYJ 30	1:52	4	20	0	20	NYJ 44	Fumble	TB 26	0:51	3	1	0	1	TB 27	Punt
								<b>TB 49</b>	<b>2:56</b>	<b>7</b>	<b>27</b>	<b>5</b>	<b>32*NYJ19</b>		<b>FG</b>
NYJ 25	1:59	3	3	0	3	NYJ 28	Punt	<b>TB 19</b>	<b>7:25</b>	<b>15</b>	<b>78</b>	<b>3</b>	<b>81 *NYJ 6</b>		<b>TD</b>
NYJ 10	3:38	13	65	0	65	TB 25	Downs	TB 25	0:34	3	5	0	-5	TB 30	Punt
<b>NYJ 30</b>	<b>1:25</b>	<b>6</b>	<b>55</b>	<b>15</b>	<b>70</b>	<b>TB 38</b>	<b>TD</b>	NYJ 49	0:28	1	-1	0	-1	NYJ 49	End of Game

\*Redzone Possession | **Bold = Scoring Drive**

## CAROLINA PANTHERS 35 at NEW YORK JETS 27 (11|26|17)

CAROLINA PANTHERS Possession: 31:50 Average Start: CAR 25								NEW YORK JETS Possession: 28:10 Average Start: NYJ 28							
Begin	Time	Plays	Yards	Pen	Net	Last	Result	Begin	Time	Plays	Yards	Pen	Net	Last	Result
<b>CAR 30</b>	<b>5:05</b>	<b>12</b>	<b>48</b>	<b>0</b>	<b>48</b>	<b>NYJ 22</b>	<b>FG</b>	<b>NYJ 32</b>	<b>4:42</b>	<b>10</b>	<b>55</b>	<b>0</b>	<b>55*CAR 32</b>		<b>FG</b>
CAR 21	3:06	5	0	0	0	CAR 21	Punt								
<b>CAR 14</b>	<b>4:14</b>	<b>8</b>	<b>71</b>	<b>15</b>	<b>86</b>	<b>*NYJ 1</b>	<b>TD</b>	NYJ 16	2:51	4	20	5	25	NYJ 41	Punt
CAR 23	1:29	3	7	0	7	CAR 30	Punt	NYJ 25	1:28	4	15	0	15	NYJ 40	Punt
<b>NYJ 49</b>	<b>2:11</b>	<b>5</b>	<b>44</b>	<b>-10</b>	<b>34*NYJ 15</b>		<b>FG</b>	NYJ 10	0:55	3	1	0	1	NYJ 11	Punt
CAR 24	0:27	3	0	0	0	CAR 24	Punt	NYJ 25	1:20	3	5	0	5	NYJ 30	Punt
CAR 25	1:12	2	6	-10	-4	CAR 18	End of Half	<b>NYJ 35</b>	<b>1:00</b>	<b>6</b>	<b>75</b>	<b>-10</b>	<b>65 CAR 33</b>		<b>TD</b>
CAR 26	1:57	3	4	-5	-1	CAR 25	Punt	NYJ 27	1:41	3	-5	0	-5	NYJ 22	Punt
CAR 14	1:26	3	-1	0	-1	CAR 13	Punt	NYJ 40	3:38	6	34	-16	18	CAR 42	Punt
<b>CAR 25</b>	<b>4:29</b>	<b>9</b>	<b>72</b>	<b>3</b>	<b>75</b>	<b>*NYJ 2</b>	<b>TD</b>	<b>NYJ 32</b>	<b>0:37</b>	<b>2</b>	<b>53</b>	<b>15</b>	<b>68 NYJ 46</b>		<b>TD</b>
CAR 25	1:03	3	6	0	6	CAR 31	Punt	<b>NYJ 25</b>	<b>2:11</b>	<b>10</b>	<b>50</b>	<b>24</b>	<b>74 *CAR 1</b>		<b>FG</b>
<b>CAR 25</b>	<b>5:11</b>	<b>11</b>	<b>34</b>	<b>14</b>	<b>48</b>	<b>NYJ 27</b>	<b>FG</b>	NYJ 46	0:53	2	-10	0	-10	NYJ 45	Fumble
								NYJ 25	2:11	3	-2	0	-2	NYJ 23	Punt
								<b>NYJ 25</b>	<b>4:22</b>	<b>8</b>	<b>75</b>	<b>0</b>	<b>75 *CAR 3</b>		<b>TD</b>
								NYJ 25	0:21	3	25	0	25	NYJ 38	End of Game

\*Redzone Possession | **Bold = Scoring Drive**



# Supplemental Statistics

## KANSAS CITY CHIEFS 31 at NEW YORK JETS 38 (12|03|17)

KANSAS CITY CHIEFS Possession: 17:11								NEW YORK JETS Possession: 42:49							
Begin	Time	Plays	Yards	Pen	Net	Last	Result	Begin	Time	Plays	Yards	Pen	Net	Last	Result
KC 25	2:38	5	75	0	75	NYJ 22	TD	NYJ 20	1:40	3	0	0	0	NYJ 20	Punt
NYJ 36	0:06	1	36	0	36	NYJ 36	TD	NYJ 25	4:26	9	75	0	75	*KC 1	TD
KC 25	0:22	3	0	-5	-5	KC 20	Punt	NYJ 32	5:02	8	68	0	68	*KC 1	TD
KC 23	5:23	12	57	0	57	NYJ 20	Missed FG	NYJ 28	4:49	8	40	-15	25	KC 47	Punt
KC 14	2:45	6	68	0	68	*NYJ 18	FG	NYJ 25	2:26	10	75	0	75	*KC 11	TD
KC 25	0:23	3	25	0	25	KC 36	End of Half								
KC 21	0:16	1	79	0	79	KC 21	TD	NYJ 19	9:31	18	67	5	72	*KC 9	FG
KC 19	1:38	3	9	0	9	KC 28	Punt	NYJ 25	1:46	5	31	15	46	KC 29	FG
KC 31	2:10	5	69	0	69	KC 31	TD	NYJ 22	5:26	11	58	0	58	KC 20	FG
KC 25	1:30	9	56	0	56	*NYJ 19	Downs	NYJ 25	6:58	14	76	-1	75	*KC 1	TD
								NYJ 19	0:45	2	-2	0	-2	NYJ 18	End of Game

\*Redzone Possession | **Bold = Scoring Drive**

## NEW YORK JETS 0 at DENVER BRONCOS 23 (12|10|17)

NEW YORK JETS Possession: 22:25								DENVER BRONCOS Possession: 37:35							
Begin	Time	Plays	Yards	Pen	Net	Last	Result	Begin	Time	Plays	Yards	Pen	Net	Last	Result
NYJ 25	1:34	3	-5	0	-5	NYJ 24	Fumble	DEN 25	5:58	12	57	5	62	*NYJ13	FG
NYJ 25	1:31	3	-9	0	-9	NYJ 16	Punt	NYJ 20	0:12	2	20	0	20	NYJ 20	TD
NYJ 20	5:29	10	46	-5	41	DEN 39	INT	DEN 49	5:48	11	40	0	40	*NYJ 11	Missed FG
NYJ 20	1:59	3	9	0	9	NYJ 29	Punt	DEN 39	0:59	3	1	0	1	DEN 40	Punt
NYJ 25	0:32	1	-1	0	-1	NYJ 25	End of Half	DEN 37	5:58	10	28	0	28	NYJ 35	FG
NYJ 25	2:11	5	11	0	11	NYJ 36	Punt	DEN 32	6:19	13	68	0	68	*NYJ 1	TD
NYJ 25	1:16	3	5	0	5	NYJ 30	Punt	DEN 33	1:29	3	5	0	5	DEN 38	Punt
NYJ 22	2:28	8	26	11	37	DEN 41	Downs								
NYJ 21	1:17	3	4	0	4	NYJ 25	Punt	DEN 41	4:44	8	37	0	37	*NYJ 22	FG
NYJ 20	1:11	3	7	0	7	NYJ 27	Punt	DEN 35	1:44	3	7	0	7	DEN 42	Punt
NYJ 11	1:20	3	6	0	6	NYJ 17	Punt	DEN 31	1:30	3	4	0	4	DEN 35	Punt
NYJ 15	1:37	3	1	0	1	NYJ 16	Punt	DEN 42	2:22	3	7	0	7	DEN 49	Punt
								DEN 42	0:32	-1	-1	0	-1	DEN 42	End of Game

\*Redzone Possession | **Bold = Scoring Drive**

# Supplemental Statistics



## NEW YORK JETS 19 at NEW ORLEANS SAINTS 31 (12|17|17)

NEW YORK JETS Possession: 30:50 Average Start: NYJ 26								NEW ORLEANS SAINTS Possession: 29:10 Average Start: NO 31							
Begin	Time	Plays	Yards	Pen	Net	Last	Result	Begin	Time	Plays	Yards	Pen	Net	Last	Result
NYJ 20	3:04	6	17	-5	12	NYJ 32	Punt	NO 24	3:24	7	71	0	71	*NYJ5	FG
								NO 18	5:25	13	62	20	82	*NYJ 1	TD
NYJ 25	7:09	12	55	20	75	*NO 2	TD	NO 25	4:46	8	85	-10	75	*NYJ 10	TD
NYJ 18	1:46	3	7	-5	2	NYJ 20	Punt	NO 49	1:29	3	2	0	2	NYJ 49	Punt
NYJ 9	1:30	5	24	0	24	NYJ 33	Punt	NO 15	0:13	2	2	0	2	NO 17	INT
NO 11	1:05	4	0	0	0	*NO 11	FG	NO 31	0:09	1	-1	0	-1	NO 31	End of Half
NYJ 18	2:07	5	23	0	23	NYJ 41	Punt	NO 7	0:57	3	1	5	6	NO 13	Punt
NYJ 34	3:49	9	58	0	58	*NO 8	FG	NO 25	1:57	3	1	0	1	NO 26	Punt
NYJ 25	1:28	3	23	0	23	NYJ 48	INT	NYJ 33	1:29	5	16	0	16	*NYJ 13	Fumble
NYJ 17	1:33	3	6	0	6	NYJ 23	Punt								
NYJ 23	2:26	4	8	10	18	NYJ 41	Punt	NO 45	1:52	5	40	0	40	NYJ 31	Fumble
NYJ 8	1:48	6	22	0	22	NYJ 30	Punt	NO 36	4:43	9	62	2	64	*NYJ 4	TD
NYJ 30	1:32	6	48	22	70	*NO 2	TD	NO 20	2:28	4	20	-15	5	NO 25	Punt
NYJ 21	1:33	4	3	0	3	NYJ 24	INT	NO 45	0:18	2	55	0	55	50	TD

\*Redzone Possession | **Bold = Scoring Drive**

## LOS ANGELES CHARGERS 14 at NEW YORK JETS 7 (12|24|17)

LOS ANGELES CHARGERS Possession: 32:58 Average Start: LAC 16								NEW YORK JETS Possession: 27:02 Average Start: NYJ 26							
Begin	Time	Plays	Yards	Pen	Net	Last	Result	Begin	Time	Plays	Yards	Pen	Net	Last	Result
LAC 1	2:52	6	23	0	23	LAC 24	Punt	NYJ 48	2:56	5	7	-5	2	50	Punt
LAC 13	2:36	5	15	0	15	LAC 28	Punt	NYJ 22	1:20	3	8	0	8	NYJ 30	Punt
LAC 7	2:52	6	21	0	21	LAC 28	Punt	NYJ 23	2:11	5	20	0	20	NYJ 43	Punt
LAC 29	5:46	12	67	4	71	*NYJ 3	TD	NYJ 30	0:32	3	0	0	0	NYJ 30	Punt
LAC 24	2:06	4	27	0	27	NYJ 49	Punt	NYJ 25	1:55	4	51	0	51	LAC 20	Fumble
LAC 7	1:31	5	33	0	33	LAC 40	Punt	NYJ 15	2:41	6	28	0	28	NYJ 43	Punt
								NYJ 31	0:42	7	20	0	20	LAC 49	INT
LAC 31	1:40	5	40	0	40	NYJ 29	Missed FG	NYJ 25	1:58	3	3	0	3	NYJ 28	Punt
LAC 25	5:03	8	80	-5	75	*NYJ 1	TD	NYJ 37	1:22	3	63	0	63	NYJ 43	TD
LAC 16	2:05	4	24	0	24	LAC 40	Punt	NYJ 25	1:22	3	9	0	9	NYJ 34	Punt
LAC 13	1:43	5	11	0	11	LAC 24	Punt	NYJ 23	2:17	4	22	0	22	NYJ 45	Punt
LAC 15	1:40	3	10	-13	-3	LAC 12	Punt	NYJ 30	2:52	4	16	0	16	NYJ 46	Punt
LAC 17	3:04	8	26	0	31	LAC 48	Punt	NYJ 30	4:51	10	43	10	53	*LAC 17	Downs
								NYJ 5	0:03	1	5	0	5	NYJ 5	Fumble

\*Redzone Possession | **Bold = Scoring Drive**



# Supplemental Statistics

## GAME-BY-GAME THIRD DOWNS:

DATE	OPPONENT	NEW YORK JETS			OPPONENTS		
		MADE	ATT	PCT	MADE	ATT	PCT
9/10	at BUF	4	14	29%	8	17	47%
9/17	at OAK	7	12	58%	8	12	67%
9/24	vs. MIA	4	13	31%	1	12	8%
10/1	vs. JAX	6	17	35%	4	15	27%
10/8	at CLV	4	12	33%	6	14	43%
10/15	vs. NE	9	17	53%	7	13	54%
10/22	at MIA	4	11	36%	5	13	38%
10/29	vs. ATL	5	15	33%	5	14	36%
11/2	vs. BUF	6	14	43%	6	16	36%
11/12	at TB	3	15	20%	7	16	44%
11/26	vs. CAR	5	14	36%	3	14	21%
12/3	vs. KC	13	20	65%	3	8	38%
12/10	at DEN	3	13	23%	7	17	41%
12/17	at NO	5	15	33%	3	10	30%
12/24	vs. LAC	3	14	21%	5	15	33%
<b>TOTAL</b>		<b>81</b>	<b>216</b>	<b>37.5%</b>	<b>78</b>	<b>206</b>	<b>37.8%</b>

## GAME-BY-GAME FOURTH DOWNS:

DATE	OPPONENT	NEW YORK JETS			OPPONENTS		
		MADE	ATT	PCT	MADE	ATT	PCT
9/10	at BUF	1	1	100%	0	0	0%
9/17	at OAK	0	0	0%	0	0	0%
9/24	vs. MIA	0	0	0%	0	3	0%
10/1	vs. JAX	1	1	100%	0	0	0%
10/8	at CLV	0	0	0%	1	2	50%
10/15	vs. NE	1	3	33.3%	0	0	0%
10/22	at MIA	0	0	0%	0	0	0%
10/29	vs. ATL	1	1	100%	0	0	0%
11/2	vs. BUF	0	0	0%	0	1	0%
11/12	at TB	1	2	50%	0	0	0%
11/26	vs. CAR	0	0	0%	1	1	100%
12/3	vs. KC	1	1	100%	0	1	0%
12/10	at DEN	0	1	0%	1	1	100%
12/17	at NO	0	1	0%	1	1	100%
12/24	vs. LAC	0	1	0%	0	0	0%
<b>TOTAL</b>		<b>6</b>	<b>12</b>	<b>50.0%</b>	<b>4</b>	<b>10</b>	<b>40%</b>

## GAME-BY-GAME OFFENSIVE STARTERS

Game	QB	RB	RB	TE	WR	WR	LT	LG	C	RG	RT
at BUF (9/10)	McCown	Forté	Stewart (WR)	Tomlinson	Anderson	Kearse	Beachum	Carpenter	Johnson	Winters	Shell
at OAK (9/17)	McCown	Powell	Qvale (TE)	Tye	Anderson	Kearse	Beachum	Carpenter	Johnson	Winters	Shell
vs. MIA (9/24)	McCown	Forté	Kerley (WR)	Seferian-Jenkins	Anderson	Kearse	Beachum	Carpenter	Johnson	Dozier	Shell
vs. JAX (10/1)	McCown	Powell	Tomlinson (TE)	Seferian-Jenkins	Anderson	Kearse	Beachum	Carpenter	Johnson	Winters	Qvale
at CLV (10/8)	McCown	Powell	Tomlinson (TE)	Seferian-Jenkins	Anderson	Kearse	Beachum	Carpenter	Johnson	Winters	Shell
vs. NE (10/16)	McCown	McGuire	Tomlinson (TE)	Seferian-Jenkins	Anderson	Kearse	Beachum	Carpenter	Johnson	Winters	Shell
at MIA (10/22)	McCown	Powell	Kerley (WR)	Seferian-Jenkins	Anderson	Kearse	Beachum	Carpenter	Johnson	Winters	Shell
vs. ATL (10/29)	McCown	Powell	Tomlinson (TE)	Seferian-Jenkins	Anderson	Kearse	Beachum	Carpenter	Johnson	Winters	Qvale
vs. BUF (11/2)	McCown	Forté	Tomlinson (TE)	Seferian-Jenkins	Anderson	Kearse	Beachum	Carpenter	Johnson	Winters	Qvale
at TB (11/12)	McCown	Powell	Thomas (FB)	Seferian-Jenkins	Tomlinson (TE)	Kearse	Beachum	Carpenter	Johnson	Winters	Shell
vs. CAR (11/26)	McCown	Powell	Thomas (FB)	Seferian-Jenkins	Tomlinson (TE)	Anderson	Beachum	Carpenter	Johnson	Winters	Shell
vs. KC (12/3)	McCown	Forté	Stewart (WR)	Tomlinson	Anderson	Kearse	Beachum	Carpenter	Johnson	Winters	Shell
at DEN (12/10)	McCown	McGuire	Thomas (FB)	Seferian-Jenkins	Anderson	Kearse	Beachum	Carpenter	Johnson	Winters	Shell
at NO (12/17)	Petty	Powell	Sterling (TE)	Tomlinson	Anderson	Qvale (TE)	Beachum	Carpenter	Johnson	Winters	Shell
vs. LAC (12/24)	Petty	Powell	Thomas (FB)	Tomlinson	Anderson	Kearse	Beachum	Carpenter	Harrison	Dozier	Shell

# Supplemental Statistics



## GAME-BY-GAME DEFENSIVE STARTERS

Game	DL	DL	DL	OLB	ILB	ILB	OLB	CB	CB	SS	FS
at BUF (9/10)	Wilkerson	McLendon	L. Williams	Ealy (DL)	Davis	Lee	Brooks (DB)	Claiborne	Skrine	Adams	Maye
at OAK (9/17)	Wilkerson	McLendon	L. Williams	Martin	Davis	Lee	Jenkins	Claiborne	Skrine	Adams	Maye
vs. MIA (9/24)	Wilkerson	Ealy	L. Williams	Jenkins	Davis	Lee	Roberts (CB)	Claiborne	Skrine	Adams	Maye
vs. JAX (10/1)	Wilkerson	McLendon	L. Williams	Pennel (DL)	Davis	Lee	Jenkins	Claiborne	Skrine	Adams	Maye
at CLV (10/8)	Wilkerson	McLendon	L. Williams	Bass	Davis	Lee	Jenkins	Claiborne	Skrine	Adams	Maye
vs. NE (10/16)	Wilkerson	Ealy	L. Williams	Roberts (CB)	Davis	Lee	Jenkins	Claiborne	Skrine	Adams	Maye
at MIA (10/22)	Wilkerson	McLendon	L. Williams	Bass	Davis	Lee	Jenkins	Claiborne	Skrine	Adams	Maye
vs. ATL (10/29)	Wilkerson	McLendon	L. Williams	Martin	Davis	Lee	Jenkins	Claiborne	Roberts	Adams	Maye
vs. BUF (11/2)	Wilkerson	McLendon	L. Williams	Martin	Davis	Lee	Jenkins	Skrine	Roberts	Adams	Maye
at TB (11/12)	Wilkerson	McLendon	L. Williams	Martin	Davis	Lee	Jenkins	Claiborne	Skrine	Adams	Maye
vs. CAR (11/26)	Wilkerson	McLendon	L. Williams	Martin	Davis	Lee	Jenkins	Claiborne	Skrine	Adams	Maye
vs. KC (12/3)	Ealy	McLendon	L. Williams	Robinson (CB)	Davis	Stanford	Jenkins	Claiborne	Skrine	Adams	Maye
at DEN (12/10)	Wilkerson	McLendon	L. Williams	Martin	Davis	Lee	Jenkins	Claiborne	Skrine	Adams	Maye
at NO (12/17)	Burris (CB)	McLendon	L. Williams	Martin	Davis	Lee	Jenkins	Claiborne	Skrine	Adams	Maye
vs. LAC (12/24)	Pennel	McLendon	L. Williams	Martin	Davis	Lee	Jenkins	Claiborne	Skrine	Adams	Maye

## GAME-BY-GAME INACTIVES

at BUF (9/10)	Dozier	Jones	Kerley	Leggett	Miles	Petty	Sterling
at OAK (9/17)	Carter	Hackenberg	Harrison	Jones	Leggett	Miles	Tomlinson
vs. MIA (9/24)	Hackenberg	Hansen	Jones	Leggett	Miles	Tomlinson	Winters
vs. JAX (10/1)	Forté	Hackenberg	Jones	Leggett	Martin	Shell	Tye
at CLV (10/8)	Burris	Ealy	Forté	Gwacham	Hackenberg	Martin	Roberts
vs. NE (10/15)	Bishop	Gwacham	Hackenberg	Harrison	Jones	Leggett	Powell
at MIA (10/22)	Bishop	Cadet	Gwacham	Hackenberg	Harrison	Jones	Leggett
vs. ATL (10/29)	Gwacham	Hackenberg	Jones	Leggett	Shell	Skrine	Stewart
vs. BUF (11/2)	Brooks	Claiborne	Gwacham	Hackenberg	Jones	Shell	Thomas
at TB (11/12)	Bass	Forté	Gwacham	Hackenberg	Harrison	Jones	Nelson
vs. CAR (11/26)	Bishop	Gwacham	Hackenberg	Harrison	Ijalana	Jones	Nelson
vs. KC (12/3)	Bishop	Burris	Hackenberg	Harrison	Ijalana	Lee	Nelson
at DEN (12/10)	Bishop	Carter	Clark	Hackenberg	Harrison	Ijalana	Jones
at NO (12/17)	Bishop	Clark	Harrison	Ijalana	Jones	Judd	Wilkerson
vs. LAC (12/24)	Bishop	Clark	Ijalana	Judd	Robinson	Wilkerson	Winters

## GAME-BY-GAME STATISTICS: NEW YORK JETS OFFENSE

	FIRST DOWNS				TOT. OFFENSE			NET PASSING						RUSHING			PENALTIES			FUMBLES		
Game	Tot	Run	Pass	Pen	Play	Yds	Avg	Att	Cmp	Yds	TD	INT	Sk	Att	Yds	Avg	TD	No.	Yds	No.	Lost	T.O.P.
9/10 at BUF	11	2	8	1	55	214	3.9	39	26	176	0	2	1	15	38	2.5	1	5	62	2	0	26:56
9/17 at OAK	17	6	9	2	53	271	5.1	24	16	145	2	0	4	25	126	5.0	0	5	47	2	2	28:58
9/24 vs. MIA	16	4	9	3	59	336	5.7	23	18	233	1	0	2	34	103	3.0	1	10	94	3	1	36:08
10/1 vs. JAX	18	6	12	0	69	471	6.8	32	23	215	0	1	5	32	256	8.0	2	10	70	3	1	34:24
10/8 at CLV	14	1	12	1	51	212	4.2	30	23	178	2	1	3	18	34	1.9	0	9	80	1	0	25:34
10/15 vs.NE	23	6	15	2	75	408	5.4	47	31	334	2	2	4	24	74	3.1	0	6	69	1	1	33:40
10/22 at MIA	16	4	10	2	52	272	5.2	27	17	209	3	1	3	22	92	4.2	1	12	124	1	1	28:02
10/29 vs. ATL	15	2	11	2	58	279	4.8	33	26	236	2	0	3	22	43	2.0	0	6	50	3	1	31:41
11/2 vs. BUF	21	10	6	5	62	331	5.3	20	14	137	1	0	1	41	194	4.7	3	10	66	0	0	33:30
11/12 at TB	15	2	11	2	64	275	4.3	39	23	219	1	1	6	19	56	2.9	0	8	77	2	1	28:06
11/26 vs. CAR	21	3	14	4	65	391	6.0	36	19	282	3	0	3	26	109	4.2	0	7	68	2	1	28:10
12/3 vs. KC	30	10	16	4	85	488	5.7	36	26	331	1	0	0	49	157	3.2	3	5	40	0	0	42:49
12/10 at DEN	6	4	1	1	48	100	2.1	21	8	60	0	1	4	23	59	2.6	0	4	20	1	1	22:25
12/17 at NO	19	9	7	3	68	294	4.3	39	19	179	1	2	1	28	124	4.4	1	8	50	0	0	30:50
12/24 vs. LAC	13	7	5	1	61	295	4.8	28	15	119	0	1	3	30	197	6.6	1	5	34	2	2	27:02
Total	255	76	146	33	925	4,637	5.0	464	304	3,024	19	23	43	398	1,662	4.2	13	110	951	24	12	30:14



# Supplemental Statistics

## GAME-BY-GAME STATISTICS: OPPONENT OFFENSE

Game	FIRST DOWNS				TOT. OFFENSE			NET PASSING						RUSHING			PENALTIES			FUMBLES		T.O.P.
	Tot	Run	Pass	Pen	Play	Yds	Avg	Att	Cmp	Yds	TD	INT	Sk	Att	Yds	Avg	TD	No.	Yds	No.	Lost	
9/10 at BUF	23	10	11	2	72	408	5.7	28	16	218	2	1	2	42	190	4.5	1	6	50	0	0	33:04
9/17 at OAK	21	6	13	2	55	410	7.5	28	23	230	3	0	0	27	180	6.7	3	9	79	1	0	31:02
9/24 vs. MIA	16	0	12	4	63	225	3.6	45	26	195	1	2	3	15	30	2.0	0	8	51	1	0	23:52
10/1 vs. JAX	20	9	8	3	75	311	4.1	35	15	136	1	1	1	39	175	4.5	0	6	47	0	0	35:08
10/8 at CLV	22	9	9	4	70	419	6.0	36	24	279	2	2	1	33	140	4.2	0	6	60	2	1	34:26
10/15 vs. NE	23	6	13	4	63	375	6.0	38	20	257	2	1	0	25	118	4.7	1	6	45	1	1	26:20
10/22 at MIA	25	3	16	6	65	357	5.5	37	25	326	4	2	3	25	53	2.1	0	9	76	1	0	31:58
10/29 vs. ATL	18	4	12	2	62	386	6.2	29	18	246	2	0	1	32	140	4.4	0	6	68	4	2	28:19
11/2 vs. BUF	21	3	13	5	69	307	4.4	40	29	285	2	0	7	22	63	2.9	1	11	99	4	3	26:30
11/12 at TB	17	2	12	3	66	271	4.1	34	17	187	0	1	1	31	90	2.9	0	6	50	1	0	31:54
11/26 vs. CAR	17	5	9	3	64	299	4.7	28	11	154	0	0	3	33	145	4.4	2	10	84	1	0	31:50
12/3 vs. KC	17	3	14	0	46	474	10.3	33	19	362	4	0	2	11	112	10.2	0	8	30	0	0	17:11
12/10 at DEN	17	5	10	2	68	273	4.0	31	19	200	1	0	2	35	84	2.4	1	3	21	0	0	37:35
12/17 at NO	23	7	13	3	64	416	6.5	36	26	285	2	1	0	28	131	4.7	2	8	92	2	2	29:10
12/24 vs. LAC	21	6	14	1	70	379	5.4	40	22	290	1	0	0	30	89	3.0	1	8	80	1	0	32:58
<b>Total</b>	<b>301</b>	<b>78</b>	<b>179</b>	<b>44</b>	<b>972</b>	<b>5,310</b>	<b>5.5</b>	<b>518</b>	<b>310</b>	<b>3,581</b>	<b>28</b>	<b>11</b>	<b>26</b>	<b>428</b>	<b>1,740</b>	<b>4.1</b>	<b>12</b>	<b>110</b>	<b>932</b>	<b>10</b>	<b>9</b>	<b>29:46</b>

# Player Participation



No.	Pos.	Name	01	02	03	04	05	06	07	08	09	10	12	13	14	15	16	17	GP	GS	DNP	IA
33	S	Adams, Jamal	SS	SS	SS	SS	SS	SS	SS	SS	SS	SS	SS	SS	SS	SS	SS	SS	15	15	0	0
11	WR	Anderson, Robby	WR	WR	WR	WR	WR	WR	WR	WR	WR	X	WR	WR	WR	WR	WR	WR	15	14	0	0
47	LB	Bass, David	NWT	NWT	X	X	OLB	X	OLB	X	X	IA	X	X	X	X	X	X	12	2	0	1
68	T	Beachum, Kelvin	LT	LT	LT	LT	LT	LT	LT	LT	LT	LT	LT	LT	LT	LT	LT	LT	15	15	0	0
50	LB	Bishop, Freddie	PS	X	NWT	NWT	X	IA	IA	X	X	X	IA	IA	IA	IA	IA	IA	5	0	0	7
23	S	Brooks, Terrence	DB	X	X	X	X	X	X	X	X	IA	X	X	X	X	X	X	14	1	0	1
32	CB	Burris, Juston	X	X	X	X	IA	X	X	X	X	X	X	X	IA	X	CB	X	13	1	0	2
39	RB	Cadet, Travaris	NWT	NWT	NWT	X	X	X	IA	NWT	NWT	NWT	NWT	NWT	NWT	NWT	NWT	NWT	3	0	0	1
77	G	Carpenter, James	LG	LG	LG	LG	LG	LG	LG	LG	LG	LG	LG	LG	LG	LG	LG	LG	15	15	0	0
54	LB	Carter, Bruce	X	IA	X	X	X	X	X	X	X	X	X	X	X	IA	X	X	13	0	0	2
7	K	Catanzaro, Chandler	X	X	X	X	X	X	X	X	X	X	X	X	X	X	X	X	15	0	0	0
21	CB	Claiborne, Morris	CB	CB	CB	CB	CB	CB	CB	CB	CB	CB	CB	CB	CB	CB	CB	CB	14	14	0	1
34	CB	Clark, Jeremy	R/NFI	R/NFI	R/NFI	R/NFI	R/NFI	R/NFI	R/NFI	R/NFI	R/NFI	R/NFI	R/NFI	R/NFI	R/NFI	R/NFI	R/NFI	R/NFI	0	0	0	3
38	CB	Coleman, Xavier	PS	PS	PS	PS	PS	X	X	IR	IR	IR	IR	IR	IR	IR	IR	IR	2	0	0	0
75	DL	Cooper, Xavier	NWT	NWT	NWT	NWT	NWT	NWT	NWT	NWT	X	X	X	X	X	X	X	X	7	0	0	0
56	LB	Davis, Demario	ILB	ILB	ILB	ILB	ILB	ILB	ILB	ILB	ILB	ILB	ILB	ILB	ILB	ILB	ILB	ILB	15	15	0	0
49	LB	Donahue, Dylan	X	X	X	X	IR	IR	IR	IR	IR	IR	IR	IR	IR	IR	IR	IR	4	0	0	0
70	G	Dozier, Dakota	IA	X	RG	X	X	X	X	X	X	X	X	X	X	DNP	X	RG	13	2	1	1
94	DL	Ealy, Kony	DL	X	DL	X	IA	DL	X	X	X	X	X	DL	X	X	X	X	14	4	0	1
4	P	Edwards, Lachlan	X	X	X	X	X	X	X	X	X	X	X	X	X	X	X	X	15	0	0	0
81	WR	Enunwa, Quincy	IR	IR	IR	IR	IR	IR	IR	IR	IR	IR	IR	IR	IR	IR	IR	IR	0	0	0	0
3	WR	Estime, Brisly	IR	IR	IR	IR	IR	IR	IR	IR	IR	IR	IR	IR	IR	IR	IR	IR	0	0	0	0
22	RB	Forté, Matt	RB	X	RB	IA	IA	X	X	X	RB	IA	X	RB	X	X	X	X	12	4	0	3
87	TE	Gragg, Chris	IR	IR	IR	IR	IR	IR	IR	IR	IR	IR	IR	IR	IR	IR	IR	IR	0	0	0	0
57	LB	Gwacham, Obum	NWT	NWT	NWT	NWT	IA	IA	IA	IA	IA	IA	IA	X	X	X	X	X	4	0	0	7
5	QB	Hackenberg, Christian	DNP	IA	IA	IA	IA	IA	IA	IA	IA	IA	IA	IA	IA	IA	DNP	DNP	0	0	3	12
16	WR	Hansen, Chad	X	X	IA	X	X	X	X	X	X	X	X	X	X	X	X	X	14	0	0	1
78	OL	Harrison, Jonotthan	X	IA	X	X	X	IA	IA	X	X	IA	IA	IA	IA	IA	C	C	7	1	0	8
42	LS	Hennessy, Thomas	X	X	X	X	X	X	X	X	X	X	X	X	X	X	X	X	15	0	0	0
71	T	Ijalana, Ben	X	X	X	X	X	X	X	X	X	X	IA	IA	IA	IA	IA	IA	10	0	0	5
48	LB	Jenkins, Jordan	X	OLB	OLB	OLB	OLB	OLB	OLB	OLB	OLB	OLB	OLB	OLB	OLB	OLB	OLB	OLB	15	14	0	0
75	DL	Johnson, Anthony	IR	IR	IR	IR	IR	NWT	NWT	NWT	NWT	NWT	NWT	NWT	NWT	NWT	NWT	NWT	0	0	0	0
76	C	Johnson, Wesley	C	C	C	C	C	C	C	C	C	C	C	C	C	C	C	DNP	14	14	1	0
31	CB	Jones, Derrick	IA	IA	IA	IA	X	IA	IA	IA	IA	IA	IA	DNP	IA	IA	X	X	2	0	1	12
37	RB	Judd, Akeem	NWT	NWT	NWT	NWT	NWT	NWT	NWT	PS	PS	PS	PS	PS	PS	PS	IA	IA	0	0	0	2
10	WR	Kearse, Jermaine	WR	WR	WR	WR	WR	WR	WR	WR	WR	WR	WR	WR	WR	WR	X	WR	15	13	0	0
37	CB	Keeton, Bryson	IR	IR	IR	IR	IR	IR	IR	IR	IR	IR	IR	IR	IR	IR	IR	IR	0	0	0	0
14	WR	Kerley, Jeremy	IA	X	WR	X	X	X	WR	X	X	R/SUS	R/SUS	R/SUS	R/SUS	R/SUS	EXP	NWT	8	2	0	1
58	LB	Lee, Darron	OLB	ILB	ILB	ILB	ILB	ILB	ILB	ILB	ILB	ILB	ILB	ILB	ILB	ILB	ILB	ILB	14	14	0	1
86	TE	Leggett, Jordan	IA	IA	IA	IA	DNP	IA	IA	IA	IR	IR	IR	IR	IR	IR	IR	IR	0	0	1	7
89	WR	Marshall, Jalin	R/SUS	R/SUS	R/SUS	R/SUS	SUS	EXP	NWT	PS	PS	PS	PS	PS	PS	PS	PS	PS	0	0	0	0
95	LB	Martin, Josh	X	OLB	X	IA	IA	X	X	OLB	OLB	OLB	OLB	OLB	OLB	OLB	OLB	OLB	13	8	0	2
55	LB	Mauldin, Lorenzo	IR	IR	IR	IR	IR	IR	IR	IR	IR	IR	IR	IR	IR	IR	IR	IR	0	0	0	0
26	S	Maye, Marcus	FS	FS	FS	FS	FS	FS	FS	FS	FS	FS	FS	FS	FS	FS	FS	FS	15	15	0	0
15	QB	McCown, Josh	QB	QB	QB	QB	QB	QB	QB	QB	QB	QB	QB	QB	QB	QB	QB	QB	13	13	0	0
25	RB	McGuire, Elijah	X	X	X	X	X	RB	X	X	X	X	X	X	RB	X	X	X	15	2	0	0
99	DL	McLendon, Steve	DL	DL	X	DL	DL	X	DL	DL	DL	DL	DL	DL	DL	DL	DL	DL	15	13	0	0
36	S	Middleton, Doug	IR	IR	IR	IR	IR	IR	IR	IR	IR	IR	IR	IR	IR	IR	IR	IR	0	0	0	0
45	S	Miles, Rontez	IA	IA	IA	X	X	X	X	X	X	X	X	X	X	X	X	X	12	0	0	3
87	WR	Natson, JoJo	PS	PS	PS	PS	PS	PS	PS	PS	PS	X	X	X	X	X	X	X	6	0	0	0
30	CB	Nelson, Robert	PS	PS	PS	PS	PS	PS	PS	X	X	IA	IA	IA	NWT	NWT	NWT	NWT	2	0	0	3
17	WR	Peake, Charone	X	X	X	IR	IR	IR	IR	IR	IR	IR	IR	IR	IR	IR	IR	IR	3	0	0	0
91	DL	Pelon, Claude	X	NWT	PS	PS	PS	PS	PS	PS	PS	PS	PS	PS	PS	PS	PS	PS	1	0	0	0
98	DL	Pennel, Mike	X	X	X	DL	X	X	X	X	X	X	X	X	X	X	DL	DL	15	2	0	0
9	QB	Petty, Bryce	IA	DNP	DNP	DNP	DNP	DNP	DNP	DNP	DNP	DNP	DNP	DNP	DNP	X	QB	QB	3	2	11	1
29	RB	Powell, Bilal	X	RB	X	RB	RB	IA	RB	RB	X	RB	RB	X	X	RB	RB	RB	14	9	0	1
79	OL	Qvale, Brent	X	TE	X	RT	X	X	X	RT	RT	X	X	X	X	TE	X	X	15	5	0	0
84	WR	Raymond, Kalif	X	X	PS	NWT	NWT	NWT	NWT	NWT	NWT	NWT	NWT	NWT	NWT	NWT	NWT	NWT	2	0	0	0
27	CB	Roberts, Darryl	X	X	CB	X	IA	CB	X	CB	CB	X	X	X	X	X	X	X	14	4	0	1
53	LB	Robinson, Edmond	X	NWT	NWT	IR	IR	IR	IR	IR	IR	IR	IR	IR	IR	IR	IR	IR	1	0	0	0
36	CB	Robinson, Rashard	NWT	NWT	NWT	NWT	NWT	NWT	NWT	NWT	NWT	X	X	X	CB	X	X	IA	6	1	0	1
88	TE	Seferian-Jenkins, Austin	R/SUS	R/SUS	SUS	TE	TE	TE	TE	TE	TE	TE	TE	TE	X	TE	X	X	13	10	0	0
72	T	Shell, Brandon	RT	RT	RT	IA	RT	RT	RT	IA	IA	RT	RT	RT	RT	RT	RT	RT	12	12	0	3
41	CB	Skrine, Buster	CB	CB	CB	CB	CB	CB	CB	CB	CB	CB	CB	CB	CB	CB	CB	CB	14	14	0	1
19	WR	Smith, Devin	IR	IR	IR	IR	IR	IR	IR	IR	IR	IR	IR	IR	IR	IR	IR	IR	0	0	0	0
51	LB	Stanford, Julian	X	X	X	X	X	X	X	X	X	X	X	ILB	X	X	X	X	15	1	0	0
85	TE	Sterling, Neal	IA	X	X	X	NWT	NWT	NWT	DNP	X	X	X	X	X	TE	X	X	10	1	1	1
18	WR	Stewart, ArDarius	WR	X	X	X	X	X	X	IA	X	X	X	X	WR	X	X	X	14	2	0	1
97	DL	Stinson, Ed	NWT	NWT	NWT	NWT	X	X	X	X	NWT	IR	IR	IR	IR	IR	IR	IR	4	0	0	0
44	FB	Thomas, Lawrence	PS	X	X	X	X	X	X	X	IA	FB	FB	X	FB	X	FB	FB	13	4	0	1
83	TE	Tomlinson, Eric	TE	IA	IA	TE	TE	TE	TE	X	TE	TE	TE	TE	X	TE	TE	TE	13	11	0	2
82	TE	Tye, Will	X	TE	X	IA	NWT	NWT	NWT	NWT	NWT	NWT	NWT	NWT	NWT	NWT	NWT	NWT	3	1	0	1
96	DL	Wilkerson, Muhammad	DL	DL	DL	DL	DL	DL	DL	DL	DL	DL	DL	X	DL	IA	IA	IA	13	12	0	2
92	DL	Williams, Leonard	DL	DL	DL	DL	DL	DL	DL	DL	DL	DL	DL	DL	DL	DL	DL	DL	15	15	0	0
20	CB	Williams, Marcus	X	X	X	X	X	NWT	NWT	NWT	NWT	NWT	NWT	NWT	NWT	NWT	NWT	NWT	5	0	0	0
67	G	Winters, Brian	RG	RG	IA	RG	RG	RG	RG	RG	RG	RG	RG	RG	RG	RG	RG	IA	13	13	0	2



# Roster | Experience

NO.	NAME	POS	HT	WT	AGE	EXP	COLLEGE	HOMETOWN	HOW ACQ.
<b>10th SEASON (1)</b>									
22	Forté, Matt	RB	6-2	218	31	10	Tulane	Lake Charles, LA	UFA-16 (CHI)
<b>EIGHTH SEASON (1)</b>									
99	McLendon, Steve	DL	6-3	310	31	8	Troy	Ozark, AL	UFA-16 (PIT)
<b>SEVENTH SEASON (6)</b>									
77	Carpenter, James	G	6-5	321	28	7	Alabama	Augusta, GA	UFA-15 (SEA)
54	Carter, Bruce	LB	6-2	240	29	7	North Carolina	Havelock, NC	FA-16
71	Ijalana, Ben	T	6-4	322	28	7	Villanova	North Brunswick, NJ	W-13 (IND)
29	Powell, Bilal	RB	5-10	204	28	7	Louisville	Lakeland, FL	D4-11
41	Skrine, Buster	CB	5-9	185	28	7	Tennessee-Chattanooga	Woodstock, GA	UFA-15 (CLV)
96	Wilkerson, Muhammad	DL	6-4	315	27	7	Temple	Linden, NJ	D1-11
<b>SIXTH SEASON (4)</b>									
68	Beachum, Kelvin	T	6-3	308	28	6	SMU	Mexia, TX	UFA-17 (JAX)
21	Claiborne, Morris	CB	5-11	192	27	6	LSU	Shreveport, LA	UFA-17 (DAL)
56	Davis, Demario	LB	6-2	248	28	6	Arkansas State	Collins, MS	T-17 (CLV)
10	Kearse, Jermaine	WR	6-1	209	27	6	Washington	Lakewood, WA	T-17 (SEA)
<b>FIFTH SEASON (3)</b>									
47	Bass, David	LB	6-4	267	27	5	Missouri Western State	St. Louis, MO	FA-17
95	Martin, Josh	LB	6-3	245	25	5	Columbia	Aurora, CO	FA-15
67	Winters, Brian	G	6-4	320	26	5	Kent State	Hudson, OH	D3-13
<b>FOURTH SEASON (9)</b>									
23	Brooks, Terrence	S	5-11	200	25	4	Florida State	Dunnellon, FL	T-17 (PHI)
7	Catanzaro, Chandler	K	6-3	200	26	4	Clemson	Greenville, SC	FA-17
70	Dozier, Dakota	G	6-4	313	26	4	Furman	West Columbia, SC	D4c-14
94	Ealy, Kony	DL	6-4	275	25	4	Missouri	St. Louis, MO	W-17 (NE)
78	Harrison, Jonotthan	OL	6-4	300	26	4	Florida	Groveland, FL	FA-17
76	Johnson, Wesley	C	6-5	297	26	4	Vanderbilt	Nashville, TN	W-14 (PIT)
98	Pennel, Mike	DL	6-4	332	26	4	Colorado State-Pueblo	Denver, CO	W-16 (GB)
88	Seferian-Jenkins, Austin	TE	6-5	262	24	4	Washington	Fox Island, WA	W-16 (TB)
51	Stanford, Julian	LB	6-1	230	26	4	Wagner	Bloomfield, CT	FA-15
<b>THIRD SEASON (8)</b>									
75	Cooper, Xavier	DL	6-4	300	25	3	Washington State	Olympia, WA	FA-17
57	Gwacham, Obum	LB	6-5	246	26	3	Oregon State	Chino Hills, CA	FA-17
45	Miles, Rontez	S	6-0	203	28	3	California (PA)	Braddock, PA	FA-13
9	Petty, Bryce	QB	6-3	230	26	3	Baylor	Midlothian, TX	D4-15
79	Qvale, Brent	OL	6-7	315	26	3	Nebraska	Williston, ND	FA-14
27	Roberts, Darryl	CB	6-0	182	26	3	Marshall	Lakeland, FL	W-16 (NE)
85	Sterling, Neal	TE	6-4	257	25	3	Monmouth	Belmar, NJ	FA-17
92	Williams, Leonard	DL	6-5	302	23	3	Southern California	Daytona Beach, FL	D1-15
<b>SECOND SEASON (11)</b>									
11	Anderson, Robby	WR	6-3	190	24	2	Temple	Ft. Lauderdale, FL	FA-16
50	Bishop, Freddie	LB	6-3	255	27	2	Western Michigan	Inkster, MI	FA-16
32	Burris, Justin	CB	6-0	212	24	2	North Carolina State	Raleigh, NC	D4-16
4	Edwards, Lachlan	P	6-4	209	25	2	Sam Houston State	Hastings, Australia	D7a-16
5	Hackenberg, Christian	QB	6-4	228	22	2	Penn State	Palmyra, VA	D2-16
48	Jenkins, Jordan	LB	6-3	259	23	2	Georgia	Hamilton, GA	D3-16
58	Lee, Darron	LB	6-1	232	22	2	Ohio State	New Albany, OH	D1-16
36	Robinson, Rashard	CB	6-2	177	22	2	LSU	Pompano Beach, FL	T-17 (SF)
72	Shell, Brandon	T	6-5	324	25	2	South Carolina	Goose Creek, SC	D5-16
44	Thomas, Lawrence	DL	6-3	286	24	2	Michigan State	Detroit, MI	FA-16
83	Tomlinson, Eric	TE	6-6	263	25	2	UTEP	Klein, TX	FA-16
<b>ROOKIE   FIRST SEASON (10)</b>									
33	Adams, Jamal	S	6-1	213	21	R	LSU	Lewisville, TX	D1-17
16	Hansen, Chad	WR	6-2	202	22	R	California	Fillmore, CA	D4-17
42	Hennessy, Thomas	LS	6-2	246	23	R	Duke	Bardonia, NY	T-17
31	Jones, Derrick	CB	6-2	188	22	R	Mississippi	Eupora, MS	D6c-17
37	Judd, Akeem	RB	5-10	225	25	R	Mississippi	Durham, NC	FA-17
34	Clark, Jeremy	CB	6-3	220	23	R	Michigan	Madisonville, KY	D6b-17
26	Maye, Marcus	S	6-0	207	24	R	Florida	Melbourne, FL	D2-17
25	McGuire, Elijah	RB	5-10	214	23	R	Louisiana-Lafayette	Houma, LA	D6a-17
87	Natson, JoJo	WR	5-7	153	23	R	Akron	Lauderdale Lakes, FL	FA-17
18	Stewart, ArDarius	WR	5-11	204	23	R	Alabama	Fultondale, AL	D3-17



## 2

## QUARTERBACKS

NO.	NAME	POS	COLLEGE
5	Christian Hackenberg	QB	Penn State
9	Bryce Petty	QB	Baylor

**Jeremy Bates** (quarterbacks); **Mick Lombardi** (offensive assistant/assistant quarterbacks)

**NOTE**  
Second-year player who completed 42-of-74 passes for 372 yards and two touchdowns in the preseason. Saw first regular-season action Week 14 at DEN (12/10) and first start Week 15 at NO (12/17). Has completed 36-of-76 passes for 312 yards, one TD and three INTs while adding six rushes for 56 yards.

## 5

## RUNNING BACKS

NO.	NAME	POS	COLLEGE
22	Matt Forté	RB	Tulane
25	Elijah McGuire	RB	Louisiana-Lafayette
29	Bilal Powell	RB	Louisville
37	Akeem Judd	RB	Mississippi
44	Lawrence Thomas	FB	Michigan State

**Stump Mitchell** (running backs)

**NOTE**  
Has totaled 381 rushing yards and 293 receiving yards this season with three touchdowns. Since entering the league in 2008, his 21 touchdown receptions ranks second among all running backs.  
Has rushed the ball 84 times for 321 yards this season. In the Week Four victory vs. JAX (10/1), broke a 69-yard run for his first-career touchdown (the longest touchdown run by a rookie in franchise history).  
Leads the Jets with 726 rushing yards, adding five touchdowns this season. In the Week Four victory vs. JAX (10/1), recorded a career-long 75-yard touchdown run and totaled a career-high 163 rushing yards on 21 attempts (7.8 avg). Rushed for 145 yards and a TD on 19 carries (7.6 avg) Week 16 vs. LAC (12/24).  
The rookie originally entered the NFL with TEN as an undrafted free agent (05/12/17) before joining the Jets practice squad (10/24/17). Elevated to the active roster prior to the Week 15 matchup at NO.  
Second-year player who transitioned to fullback this season after beginning his NFL career as a defensive lineman. Has registered six receptions for 43 yards. Made his first career offensive start at TB (11/12).

## 5

## WIDE RECEIVERS

NO.	NAME	POS	COLLEGE
11	Robby Anderson	WR	Temple
16	Chad Hansen	WR	California
10	Jermaine Kearse	WR	Washington
87	JoJo Natson	WR	Akron
18	ArDarius Stewart	WR	Alabama

**Karl Dorrell** (wide receivers)

**NOTE**  
Leads team in receiving yards (939) and touchdowns (seven), including recording at least one touchdown reception from Weeks Seven-to-12. His 69-yard touchdown reception in the Week Three win vs. MIA (9/24) was his career long. Has posted 20 catches of 25+ yards in his career since entering the NFL in 2016.  
The 2017 fourth-round pick has recorded eight receptions for 79 yards, including two third-down conversions in the Week 13 victory vs. KC (12/3). Posted a career-long 24-yard reception Week 15 at NO (12/17). Second on the team in receptions (60), receiving touchdowns (five) and receiving yards (751). Logged his third multi-touchdown performance of his career Week Two at OAK (9/17). Four of his five touchdown receptions this season have come on the road.  
After spending the first nine weeks of the season on the practice squad, the rookie has served as the primary returner in Weeks 10-16. Logged a career-long rush (15 yards) and reception (19 yards) Week 15.  
The third-round draft choice started Week One (9/10) in a three wide receiver set. Has recorded five receptions for 36 yards and seven rushes for 27 yards, while also totaling 173 yards on nine kickoff returns.

## 3

## TIGHT ENDS

NO.	NAME	POS	COLLEGE
88	Austin Seferian-Jenkins	TE	Washington
85	Neal Sterling	TE	Monmouth
83	Eric Tomlinson	TE	UTEP

**Jimmie Johnson** (tight ends)

**NOTE**  
Since his 2017 debut in Week Three (9/24), has logged three TDs and set career-highs with 50 receptions for 357 yards.  
Made his Jets debut in Week Two (9/17), recording an eight-yard reception. Rejoined team Week Eight and logged his first start as a Jet in the Week 15 matchup at NO (12/17).  
Tallied his first-career reception for 25 yards in Week One (9/10). In Week Four (10/1 vs. JAX), helped block for a RB tandem that compiled 256 yards rushing. Established a new career-long 34-yard reception during Week Five at CLV (10/8) and recorded his first touchdown Week Eight vs. ATL (10/29).

## 9

## OFFENSIVE LINE

NO.	NAME	POS	COLLEGE
68	Kelvin Beachum	T	SMU
77	James Carpenter	G	Alabama
70	Dakota Dozier	G	Furman
78	Jonotthan Harrison	OL	Florida
71	Ben Ijalana	T	Villanova
76	Wesley Johnson	C	Vanderbilt
79	Brent Qvale	OL	Nebraska
72	Brandon Shell	T	South Carolina
67	Brian Winters	G	Kent State

**Steve Marshall** (offensive line); **David Diaz-Infante** (assistant offensive line)

**NOTE**  
Started all 15 games at left tackle this season after starting 15 games last year for JAX.  
Started at left guard in all 15 games this season and has appeared in 47 straight contests as a Jet.  
Made his first start of 2017 vs. MIA (9/24), filling in for **Brian Winters**. Also started Week 16 vs. LAC (12/24).  
Appeared in seven-of-15 games this season, including a start in Week 16 vs. LAC (12/24).  
Appeared in 10-of-15 games this season after being one of only two Jet offensive linemen to appear in all 16 games last season.  
Started 14-of-15 games at center this season after starting eight games in 2016.  
Appeared in all 15 games this season, including starts at OAK (9/17) and at NO (12/17) as an extra tight end, as well as starts at RT vs. JAX (10/1), vs. ATL (10/29) and vs. BUF (11/2) for **Brandon Shell**.  
Has made starts at right tackle in 12 games this season, missing Weeks Four, Eight and Nine.  
Started at right guard in 13-of-15 games this season, missing Week Three and Week 16 with an injury.



# Roster | Position

6

## DEFENSIVE LINE

**Robert Nunn** (defensive line); **La'Roi Glover** (assistant defensive line)

NO.	NAME	POS	COLLEGE	NOTE
75	Xavier Cooper	DL	Washington State	Acquired prior to Week Nine (11/2). Has recorded 10 tackles (including one for loss) in seven games with the Jets. Recorded his first interception as a Jet in the Week Four victory vs. JAX (10/1) and first sack as a Jet in the Week Nine victory vs. BUF (11/2). Has registered nine passes defended on the season, including a career-high four vs. JAX. His nine passes defended rank second in the NFL among all defensive linemen. Started 13-of-15 games this season and was part of a Jets defensive line that limited MIA to 30 rushing yards in Week Three (9/24) and 53 yards rushing in Week Seven (10/22).
94	Kony Ealy	DL	Missouri	
99	Steve McLendon	DL	Troy	Appeared in all 15 games this season. Was part of a Jets defensive line that held MIA in Week Three (9/24) to the least rushing yards by a Jets opponent since 10/23/16.
98	Mike Pennel	DL	Colorado State-Pueblo	Started 12-of-15 games this season and ranks second among Jets defensive linemen with 59 tackles. Logged second career interception in Week Seven (10/22 at MIA) and sacks in Weeks Eight (10/29 vs. ATL), Nine (11/2 vs. BUF), 13 (12/4 vs. KC) and 14 (12/10 at DEN).
96	Muhammad Wilkerson	DL	Temple	Has started all 15 games in 2017 and leads the team with 27 quarterback hits. Ranks first among Jets defensive linemen with 63 tackles. Recorded his first-career INT in the Week 15 matchup at NO (12/17).
92	Leonard Williams	DL	Southern California	

9

## LINEBACKERS

**Mike Caldwell** (assistant head coach/inside linebackers); **Kevin Greene** (outside linebackers)

NO.	NAME	POS	COLLEGE	NOTE
47	David Bass	LB	Missouri Western State	Acquired prior to Week Three (9/24). Has recorded 2.5 sacks and 10 quarterback hits on the season. Returned to the Jets for Week Five (10/8). Has registered seven tackles and one fumble recovery. Ranked fourth on the team last season (2016) with five special teams tackles. Has recorded nine special teams tackles in 2017.
50	Freddie Bishop	LB	Western Michigan	
54	Bruce Carter	LB	North Carolina	Has totaled 154 tackles, the most through the first 15 games of a season in his career. Leads the team in tackles and sacks (5.0) while adding 10 quarterback hits, three passes defended and a fumble recovery.
56	Demario Davis	LB	Arkansas State	Appeared primarily on special teams in Week 12 (12/4), after being inactive Week Five through Week 11. Earned first defensive snaps Week 14 at DEN (12/10).
57	Obum Gwacham	LB	Oregon State	Started 14-of-15 games this season, logging 53 tackles. Registered first career multi-sack game in Week Nine vs. BUF (11/2). Ranks third on team with 15 QB hits.
48	Jordan Jenkins	LB	Georgia	Has started 14-of-15 games at inside linebacker. During Weeks Six & Seven, became the first Jet to lead the team in tackles and force a fumble in consecutive weeks since Kerry Rhodes in 2006 (Weeks Two & Three).
58	Darron Lee	LB	Ohio State	Recorded a team-high 4.0 tackles for loss in Week One (9/10), as well as 0.5 sacks. Leads team with 11 tackles for loss and is second with 17 quarterback hits.
95	Josh Martin	LB	Columbia	Appeared in all 15 games this season and ranks second on the team with 18 special teams tackles.
51	Julian Stanford	LB	Wagner	

10

## DEFENSIVE BACKS

**Dennard Wilson** (defensive backs); **Daylon McCutcheon** (assistant defensive backs)

NO.	NAME	POS	COLLEGE	NOTE
33	Jamal Adams	S	LSU	Started all 15 games this season. The first round pick has recorded 73 tackles, 2.0 sacks, five passes defended, a forced fumble and two fumbles recovered. Tallied two interceptions Week Three vs. MIA (9/24), one on a fake punt attempt and one on a Jay Cutler pass in the fourth quarter, earning him AFC Defensive Player of the Week honors.
23	Terrence Brooks	S	Florida State	
32	Juston Burris	CB	North Carolina State	Has appeared in 13-of-15 games this season. Recorded an INT, returning the ball 48 yards against BUF in Week One (9/10).
21	Morris Claiborne	CB	LSU	Started 14-of-15 games this season, recording nine passes defended, one interception and 38 tackles, including two for loss.
31	Derrick Jones	CB	Mississippi	Made his NFL debut in Week Five at CLV (10/8), appearing on special teams.
26	Marcus Maye	S	Florida	The second-round pick has tallied 75 tackles, two passes defended, one QB hit and two INTs this season.
45	Rontez Miles	S	California (PA)	Made his 2017 debut Week Four in the win vs. JAX (10/1). Leads the team with 21 special teams tackles.
27	Darryl Roberts	CB	Marshall	Has started in four of the 14 games he has appeared in. Week 10 at TB (11/12), tallied his first career interception as well as leading the team with a career-high eight tackles. Tied for second with nine PDs.
36	Rashard Robinson	CB	LSU	Acquired via trade prior to Week Nine (11/2), where he made his Jets debut on special teams.
41	Buster Skrine	CB	Tennessee-Chattanooga	Has started in all 14 games he's played in at cornerback, missing Week Eight vs. ATL (10/29). Has tallied 59 tackles, an interception, two forced fumbles, two fumble recoveries, two quarterback hits and a sack.

3

## SPECIALISTS

**Brant Boyer** (special teams coordinator); **Jeff Hammerschmidt** (assistant special teams)

NO.	NAME	POS	COLLEGE	NOTE
7	Chandler Catanzaro	K	Clemson	Converted 23-of-27 field goal attempts and is one of six kickers in the AFC to convert at least 13 field goals of 40+ yards. In Week Five at CLV (10/8), converted on a 57-yard field goal, the longest in Jets history. Tied for the third-most punts downed inside the opponents' 20-yard line with 31. His 70-yard punt in overtime of the Week Four victory vs. JAX (10/1) was the longest ever in an overtime period in NFL history.
4	Lachlan Edwards	P	Sam Houston State	
42	Thomas Hennessy	LS	Duke	Made his NFL debut against BUF (9/10), contributing to K <b>Chandler Catanzaro's</b> two made field goals. Snapped for <b>Catanzaro's</b> game-winning field goal and P <b>Lachlan Edwards'</b> overtime record 70-yard punt in the Week Four victory. Also forced a fumble in the Week Five victory at CLV (10/8).

# Roster | Depth Chart



Depth Chart was compiled by the New York Jets Communications Staff

## OFFENSE

WR	11 Robby Anderson	<u>18 ArDarius Stewart</u>	<u>87 JoJo Natson</u>
LT	68 Kelvin Beachum	71 Ben Ijalana	
LG	77 James Carpenter	70 Dakota Dozier	
C	76 Wesley Johnson	78 Jonotthan Harrison	
RG	67 Brian Winters	70 Dakota Dozier	
RT	72 Brandon Shell	79 Brent Qvale	
TE	88 Austin Seferian-Jenkins	83 Eric Tomlinson	85 Neal Sterling
WR	10 Jermaine Kearse	<u>16 Chad Hansen</u>	
QB	9 Bryce Petty	5 Christian Hackenberg	
RB	22 Matt Forté	<u>25 Elijah McGuire</u>	<u>37 Akeem Judd</u>
RB	29 Bilal Powell	44 Lawrence Thomas (FB)	

## DEFENSE

DL	92 Leonard Williams	94 Kony Ealy	
DL	99 Steve McLendon	98 Mike Pennel	
DL	96 Muhammad Wilkerson	75 Xavier Cooper	
OLB	95 Josh Martin	50 Freddie Bishop	57 Obum Gwacham
ILB	58 Darron Lee	51 Julian Stanford	
ILB	56 Demario Davis	54 Bruce Carter	
OLB	48 Jordan Jenkins	47 David Bass	
CB	41 Buster Skrine	32 Juston Burris	36 Rashard Robinson
			<u>34 Jeremy Clark</u>
CB	21 Morris Claiborne	27 Darryl Roberts	<u>31 Derrick Jones</u>
SS	<u>33 Jamal Adams</u>	23 Terrence Brooks	
FS	<u>26 Marcus Maye</u>	45 Rontez Miles	

## SPECIAL TEAMS

K	7 Chandler Catanzaro		
P	4 Lachlan Edwards		
H	4 Lachlan Edwards		
PR	<u>87 JoJo Natson</u>	<u>25 Elijah McGuire</u>	
KR	<u>87 JoJo Natson</u>	<u>18 ArDarius Stewart</u>	<u>25 Elijah McGuire</u>
LS	<u>42 Thomas Hennessy</u>		

KEY: ROOKIE

## PRONUNCIATION GUIDE

<b>JUSTON</b> Burris.....Justin	<b>OBUM GWACHAM</b> .....oh-BOOM GWAH-chum	<b>BILAL</b> Powell .....buh-LAHL
Chandler <b>CATANZARO</b> .....cat-un-ZAIR-oh	Ben <b>IJALANA</b> .....EYE-juh-LAH-nuh	Brent <b>QVALE</b> .....KWAH-lee
Dakota <b>DOZIER</b> .....DOUGH-jer	<b>DARRON</b> Lee .....Darrin	Buster <b>SKRINE</b> .....Screen
<b>LACHLAN</b> Edwards .....LOCK-lan	Mike <b>PENNEL</b> .....puh-NELL	



# Roster | Alphabetical

NO.	NAME	POS	HT	WT	AGE	EXP	COLLEGE	HOMETOWN	HOW ACQ.
33	Adams, Jamal	S	6-1	213	22	R	LSU	Lewisville, TX	D1-17
11	Anderson, Robby	WR	6-3	190	24	2	Temple	Ft. Lauderdale, FL	FA-16
47	Bass, David	LB	6-4	267	27	5	Missouri Western State	St. Louis, MO	FA-17
68	Beachum, Kelvin	T	6-3	308	28	6	SMU	Mexia, TX	UFA-17 (JAX)
50	Bishop, Freddie	LB	6-3	255	27	2	Western Michigan	Inkster, MI	FA-16
23	Brooks, Terrence	S	5-11	200	25	4	Florida State	Dunnellon, FL	T-17 (PHI)
32	Burris, Juston	CB	6-0	212	24	2	North Carolina State	Raleigh, NC	D4-16
77	Carpenter, James	G	6-5	321	28	7	Alabama	Augusta, GA	UFA-15 (SEA)
54	Carter, Bruce	LB	6-2	240	29	7	North Carolina	Havelock, NC	FA-16
7	Catanzaro, Chandler	K	6-3	200	26	4	Clemson	Greenville, SC	FA-17
21	Claiborne, Morris	CB	5-11	192	27	6	LSU	Shreveport, LA	UFA-17 (DAL)
34	Clark, Jeremy	CB	6-3	220	23	R	Michigan	Madisonville, KY	D6b-17
75	Cooper, Xavier	DL	6-4	300	26	3	Washington State	Tacoma, WA	FA-17
56	Davis, Demario	LB	6-2	248	28	6	Arkansas State	Collins, MS	T-17 (CLV)
70	Dozier, Dakota	G	6-4	313	26	4	Furman	West Columbia, SC	D4c-14
94	Ealy, Kony	DL	6-4	275	25	4	Missouri	St. Louis, MO	W-17 (NE)
4	Edwards, Lachlan	P	6-4	209	25	2	Sam Houston State	Hastings, Australia	D7a-16
22	Forté, Matt	RB	6-2	218	32	10	Tulane	Lake Charles, LA	UFA-16 (CHI)
57	Gwacham, Obum	LB	6-5	246	26	3	Oregon State	Chino Hills, CA	FA-17
5	Hackenberg, Christian	QB	6-4	228	22	2	Penn State	Palmyra, VA	D2-16
16	Hansen, Chad	WR	6-2	202	22	R	California	Fillmore, CA	D4-17
78	Harrison, Jonotthan	OL	6-4	300	26	4	Florida	Groveland, FL	FA-17
42	Hennessy, Thomas	LS	6-2	246	23	R	Duke	Bardonia, NY	T-17 (IND)
71	Ijalana, Ben	T	6-4	322	28	7	Villanova	North Brunswick, NJ	W-13 (IND)
48	Jenkins, Jordan	LB	6-3	259	23	2	Georgia	Hamilton, GA	D3-16
76	Johnson, Wesley	C	6-5	297	26	4	Vanderbilt	Nashville, TN	W-14 (PIT)
31	Jones, Derrick	CB	6-2	188	23	R	Mississippi	Eupora, MS	D6c-17
37	Judd, Akeem	RB	5-10	225	25	R	Mississippi	Durham, NC	FA-17
10	Kearse, Jermaine	WR	6-1	209	27	6	Washington	Lakewood, WA	T-17 (SEA)
58	Lee, Darron	LB	6-1	232	23	2	Ohio State	New Albany, OH	D1-16
95	Martin, Josh	LB	6-3	245	26	5	Columbia	Aurora, CO	FA-15
26	Maye, Marcus	S	6-0	207	24	R	Florida	Melbourne, FL	D2-17
25	McGuire, Elijah	RB	5-10	214	23	R	Louisiana-Lafayette	Houma, LA	D6a-17
99	McLendon, Steve	DL	6-3	310	31	8	Troy	Ozark, AL	UFA-16 (PIT)
45	Miles, Rontez	S	6-0	203	29	3	California (PA)	Braddock, PA	FA-13
87	Natson, JoJo	WR	5-7	153	23	R	Akron	Lauderdale Lakes, FL	FA-17
98	Pennel, Mike	DL	6-4	332	26	4	Colorado State-Pueblo	Denver, CO	W-16 (GB)
9	Petty, Bryce	QB	6-3	230	26	3	Baylor	Midlothian, TX	D4-15
29	Powell, Bilal	RB	5-10	204	29	7	Louisville	Lakeland, FL	D4-11
79	Qvale, Brent	OL	6-7	315	26	3	Nebraska	Williston, ND	FA-14
27	Roberts, Darryl	CB	6-0	182	27	3	Marshall	Lakeland, FL	W-16 (NE)
36	Robinson, Rashard	CB	6-2	177	22	2	LSU	Pompano Beach, FL	T-17 (SF)
88	Seferian-Jenkins, Austin	TE	6-5	262	25	4	Washington	Fox Island, WA	W-16 (TB)
72	Shell, Brandon	T	6-5	324	25	2	South Carolina	Goose Creek, SC	D5-16
41	Skrine, Buster	CB	5-9	185	28	7	Tennessee-Chattanooga	Woodstock, GA	UFA-15 (CLV)
51	Stanford, Julian	LB	6-1	230	27	4	Wagner	Bloomfield, CT	FA-15
85	Sterling, Neal	TE	6-4	257	25	3	Monmouth	Belmar, NJ	FA-17
18	Stewart, ArDarius	WR	5-11	204	24	R	Alabama	Fultondale, AL	D3-17
44	Thomas, Lawrence	FB	6-3	286	24	2	Michigan State	Detroit, MI	FA-16
83	Tomlinson, Eric	TE	6-6	263	25	2	UTEP	Klein, TX	FA-16
96	Wilkerson, Muhammad	DL	6-4	315	28	7	Temple	Linden, NJ	D1-11
92	Williams, Leonard	DL	6-5	302	23	3	Southern California	Daytona Beach, FL	D1-15
67	Winters, Brian	G	6-4	320	26	5	Kent State	Hudson, OH	D3-13
<b>PRACTICE SQUAD</b>									
69	Braden, Ben	OL	6-6	329	23	R	Michigan	Rockford, MI	FA-17
65	Kirven, Korren	OL	6-4	315	23	R	Alabama	Lynchburg, VA	FA-17
30	Langford, Jeremy	RB	6-0	205	26	3	Michigan State	Detroit, MI	FA-17
89	Marshall, Jalin	WR	5-10	200	22	2	Ohio State	Middletown, OH	FA-16
93	Simon, Deon	DL	6-4	332	27	2	Northwestern State (LA)	Baton Rouge, LA	D7-15
35	Sinkfield, Terrell	CB	6-1	195	26	1	Northern Iowa	Minnertonka, MN	FA-17
2	Stave, Joel	QB	6-4	230	25	1	Wisconsin	Greenfield, WI	FA-17
84	Stringfellow, Damore'ea	WR	6-2	222	23	R	Mississippi	Perris, CA	W-17 (MIA)
39	Thomas, Jahad	RB	5-10	190	21	R	Temple	Elizabeth, NJ	FA-17
82	Whitehead, Lucky	WR	5-9	180	25	3	Florida Atlantic	Manassas, VA	FA-17
<b>PRACTICE SQUAD/INJURED</b>									
1	McBride, Tre	WR	6-0	210	25	3	William & Mary	Fort Hood, TX	FA-17
91	Pelon, Claude	DL	6-4	300	25	1	Southern California	Miami, FL	FA-16
<b>RESERVE/INJURED</b>									
38	Coleman, Xavier	CB	5-11	190	22	R	Portland State	Portland, OR	FA-17
49	Donahue, Dylan	LB	6-3	248	25	R	West Georgia	Billings, MT	D5b-17
81	Enunwa, Quincy	WR	6-2	225	25	3	Nebraska	Moreno Valley, CA	D6b-14
3	Estime, Brisly	WR	5-9	186	25	R	Syracuse	Delray Beach, FL	FA-17
87	Gragg, Chris	TE	6-3	244	27	5	Arkansas	Pine Bluff, AR	FA-17
37	Keeton, Bryson	CB	6-2	190	24	1	Montana State	Bakersfield, CA	FA-16
86	Leggett, Jordan	TE	6-5	258	22	R	Clemson	Navarre, FL	D5a-17
55	Mauldin, Lorenzo	LB	6-4	259	25	3	Louisville	Sacramento, CA	D3-15
15	McCown, Josh	QB	6-4	218	38	15	Sam Houston State	Jacksonville, TX	FA-17
36	Middleton, Doug	S	6-0	210	24	1	Appalachian State	Winston-Salem, NC	FA-16
17	Peake, Charone	WR	6-2	209	25	2	Clemson	Moore, SC	D7b-16
19	Smith, Devin	WR	6-1	199	25	3	Ohio State	Massillon, OH	D2-15
97	Stinson, Ed	DL	6-4	287	27	4	Alabama	Homestead, FL	FA-17

# Roster | Numerical



NO.	NAME	POS	HT	WT	AGE	EXP	COLLEGE	HOMETOWN	GP GS DNP IA
4	Lachlan Edwards	P	6-4	209	25	2	Sam Houston State	Hastings, Australia	15/0/0/0
5	Christian Hackenberg	QB	6-4	228	22	2	Penn State	Palmyra, VA	0/0/3/12
7	Chandler Catanzaro	K	6-3	200	26	4	Clemson	Greenville, SC	15/0/0/0
9	Bryce Petty	QB	6-3	230	26	3	Baylor	Midlothian, TX	3/2/11/1
10	Jermaine Kearse	WR	6-1	209	27	6	Washington	Lakewood, WA	15/13/0/0
11	Robby Anderson	WR	6-3	190	24	2	Temple	Ft. Lauderdale, FL	15/14/0/0
16	Chad Hansen	WR	6-2	202	22	R	California	Fillmore, CA	14/0/0/1
18	ArDarius Stewart	WR	5-11	204	24	R	Alabama	Fultondale, AL	14/2/0/1
21	Morris Claiborne	CB	5-11	192	27	6	LSU	Shreveport, LA	14/14/0/1
22	Matt Forte	RB	6-2	218	32	10	Tulane	Lake Charles, LA	12/4/0/3
23	Terrence Brooks	S	5-11	200	25	4	Florida State	Dunnellon, FL	14/1/0/1
25	Elijah McGuire	RB	5-10	214	23	R	Louisiana-Lafayette	Houma, LA	15/2/0/0
26	Marcus Maye	S	6-0	207	24	R	Florida	Melbourne, FL	15/15/0/0
27	Darryl Roberts	CB	6-0	182	27	3	Marshall	Lakeland, FL	14/4/0/1
29	Bilal Powell	RB	5-10	204	29	7	Louisville	Lakeland, FL	14/9/0/1
31	Derrick Jones	CB	6-2	188	23	R	Mississippi	Eupora, MS	2/0/1/12
32	Justin Burris	CB	6-0	212	24	2	North Carolina State	Raleigh, NC	13/1/0/2
33	Jamal Adams	S	6-1	213	22	R	LSU	Lewisville, TX	15/15/0/0
34	Jeremy Clark	CB	6-3	220	23	R	Michigan	Madisonville, KY	0/0/0/3
36	Rashard Robinson	CB	6-2	177	22	2	LSU	Pompano Beach, FL	6/1/0/1
37	Akeem Judd	RB	5-10	225	25	R	Mississippi	Durham, NC	0/0/0/2
41	Buster Skrine	CB	5-9	185	28	7	Tennessee-Chattanooga	Woodstock, GA	14/14/0/1
42	Thomas Hennessy	LS	6-2	246	23	R	Duke	Bardonia, NY	15/0/0/0
44	Lawrence Thomas	FB	6-3	286	24	2	Michigan State	Detroit, MI	13/4/0/1
45	Rontez Miles	S	6-0	203	29	3	California (PA)	Braddock, PA	12/0/0/3
47	David Bass	LB	6-4	267	27	5	Missouri Western State	St. Louis, MO	12/2/0/1
48	Jordan Jenkins	LB	6-3	259	23	2	Georgia	Hamilton, GA	15/14/0/0
50	Freddie Bishop	LB	6-3	255	27	2	Western Michigan	Inkster, MI	5/0/0/7
51	Julian Stanford	LB	6-1	230	27	4	Wagner	Bloomfield, CT	15/1/0/0
54	Bruce Carter	LB	6-2	240	29	7	North Carolina	Havelock, NC	13/0/0/2
56	Demario Davis	LB	6-2	248	28	6	Arkansas State	Collins, MS	15/15/0/0
57	Obum Gwacham	LB	6-5	246	26	3	Oregon State	Chino Hills, CA	4/0/0/7
58	Darron Lee	LB	6-1	232	23	2	Ohio State	New Albany, OH	14/14/0/1
67	Brian Winters	G	6-4	320	26	5	Kent State	Hudson, OH	13/13/0/2
68	Kelvin Beachum	T	6-3	308	28	6	SMU	Mexia, TX	15/15/0/0
70	Dakota Dozier	G	6-4	313	26	4	Furman	West Columbia, SC	13/2/1/1
71	Ben Ijalana	T	6-4	322	28	7	Villanova	North Brunswick, NJ	10/0/0/5
72	Brandon Shell	T	6-5	324	25	2	South Carolina	Goose Creek, SC	12/12/0/3
75	Xavier Cooper	DL	6-4	300	26	3	Washington State	Olympia, WA	7/0/0/0
76	Wesley Johnson	C	6-5	297	26	4	Vanderbilt	Nashville, TN	14/14/1/0
77	James Carpenter	G	6-5	321	28	7	Alabama	Augusta, GA	15/15/0/0
78	Jonathan Harrison	OL	6-4	300	26	4	Florida	Groveland, FL	7/1/0/8
79	Brent Vaile	OL	6-7	315	26	3	Nebraska	Williston, ND	15/5/0/0
83	Eric Tomlinson	TE	6-6	263	25	2	UTEP	Klein, TX	13/11/0/2
85	Neal Sterling	TE	6-4	257	25	3	Monmouth	Belmar, NJ	10/1/1/1
87	JoJo Natson	WR	5-7	153	23	R	Akron	Lauderdale Lakes, FL	6/0/0/0
88	Austin Seferian-Jenkins	TE	6-5	262	25	4	Washington	Fox Island, WA	13/10/0/0
92	Leonard Williams	DL	6-5	302	23	3	Southern California	Daytona Beach, FL	15/15/0/0
94	Kony Ealy	DL	6-4	275	26	4	Missouri	St. Louis, MO	14/4/0/1
95	Josh Martin	LB	6-3	245	26	5	Columbia	Aurora, CO	13/8/0/2
96	Muhammad Wilkerson	DL	6-4	315	28	7	Temple	Linden, NJ	13/12/0/2
98	Mike Pennel	DL	6-4	332	26	4	Colorado State-Pueblo	Denver, CO	15/2/0/0
99	Steve McLendon	DL	6-3	310	31	8	Troy	Ozark, AL	15/13/0/0

## PRACTICE SQUAD

2	Joel Stave	QB	6-4	230	25	1	Wisconsin	Greenfield, WI	0/0/0/0
30	Jeremy Langford	RB	6-0	205	26	3	Michigan State	Detroit, MI	0/0/0/0
35	Terrell Sinkfield	CB	6-1	195	26	1	Northern Iowa	Minnetonka, MN	0/0/0/0
39	Jahad Thomas	RB	5-10	190	21	R	Temple	Elizabeth, NJ	0/0/0/0
65	Korren Kirven	OL	6-4	315	23	R	Alabama	Lynchburg, VA	0/0/0/0
69	Ben Braden	OL	6-6	329	23	R	Michigan	Rockford, MI	0/0/0/0
82	Lucky Whitehead	WR	5-9	180	25	3	Florida Atlantic	Manassas, VA	0/0/0/0
84	Damore'ea Stringfellow	WR	6-2	222	23	R	Mississippi	Perris, CA	0/0/0/0
89	Jalin Marshall	WR	5-10	200	22	2	Ohio State	Middletown, OH	0/0/0/0
93	Deon Simon	DL	6-4	332	27	2	Northwestern State (LA)	Baton Rouge, LA	0/0/0/0

## PRACTICE SQUAD/INJURED

1	Tre McBride	WR	6-0	210	25	3	William & Mary	Fort Hood, TX	0/0/0/0
91	Claude Pelon	DL	6-4	300	25	1	Southern California	Miami, FL	1/0/0/0

## RESERVE/INJURED

3	Brisly Esteime	WR	5-9	186	25	R	Syracuse	Delray Beach, FL	0/0/0/0
15	Josh McCown	QB	6-4	218	38	15	Sam Houston State	Jacksonville, TX	13/13/0/0
17	Charone Peake	WR	6-2	209	25	2	Clemson	Moore, SC	3/0/0/0
19	Devin Smith	WR	6-1	199	25	3	Ohio State	Massillon, OH	0/0/0/0
36	Doug Middleton	S	6-0	210	24	1	Appalachian State	Winston-Salem, NC	0/0/0/0
37	Bryson Keeton	CB	6-2	190	24	1	Montana State	Bakersfield, CA	0/0/0/0
38	Xavier Coleman	CB	5-11	190	22	R	Portland State	Portland, OR	2/0/0/0
49	Dylan Donahue	LB	6-3	248	25	R	West Georgia	Billings, MT	4/0/0/0
55	Lorenzo Mauldin	LB	6-4	259	25	3	Louisville	Sacramento, CA	0/0/0/0
81	Quincy Enunwa	WR	6-2	225	25	3	Nebraska	Moreno Valley, CA	0/0/0/0
86	Jordan Leggett	TE	6-5	258	22	R	Clemson	Navarre, FL	0/0/1/7
87	Chris Gragg	TE	6-3	244	27	5	Arkansas	Pine Bluff, AR	0/0/0/0
97	Ed Stinson	DL	6-4	287	27	4	Alabama	Homestead, FL	4/0/0/0