



MIAMI DOLPHINS WEEKLY RELEASE

WEEK 12

MIAMI DOLPHINS (4-6) AT NEW ENGLAND PATRIOTS (8-2)

SUNDAY, NOV. 26, 2017 | 1 PM ET | GILLETTE STADIUM | FOXBOROUGH, MASS.





2017 MIAMI DOLPHINS SCHEDULE

IMPORTANT DATES

JANUARY 15, 2018

Deadline for underclassmen to declare for the NFL draft

JANUARY 28, 2018

Pro Bowl
Orlando, Fla.

FEBRUARY 4, 2018

Super Bowl LII
Minneapolis, Minn.

MARCH 14, 2018

2018 League Year Begins

APRIL 26-28, 2018

2018 NFL Draft
Arlington, Texas

PRESEASON

DATE	OPPONENT	STADIUM	TIME/ RESULT	NETWORK	RADIO	PRESENTING SPONSOR	GIVEAWAY
Thurs., Aug. 10	Atlanta Falcons	Hard Rock Stadium	W, 23-20	WFOR CBS4	560 WQAM KISS 99.9		
Thurs., Aug. 17	Baltimore Ravens	Hard Rock Stadium	L, 7-31	WFOR CBS4	560 WQAM KISS 99.9		
Thurs., Aug. 24	at Philadelphia Eagles	Lincoln Financial Field	L, 31-38	WFOR CBS4	560 WQAM KISS 99.9		
Thurs., Aug. 31	at Minnesota Vikings	U.S. Bank Stadium	W, 30-9	WFOR CBS4	560 WQAM KISS 99.9		

REGULAR SEASON

DATE	OPPONENT	STADIUM	TIME/ RESULT	NETWORK	RADIO	PRESENTING SPONSOR	GIVEAWAY
BYE WEEK							
Sun., Sept. 17	at Los Angeles Chargers	StubHub Center	W, 19-17	CBS	560 WQAM KISS 99.9		
Sun., Sept. 24	at New York Jets	MetLife Stadium	L, 6-20	CBS	560 WQAM KISS 99.9		
Sun., Oct. 1	New Orleans Saints	Wembley Stadium (London)	L, 0-20	FOX	560 WQAM KISS 99.9		
Sun., Oct. 8	Tennessee Titans	Hard Rock Stadium	W, 16-10	CBS	560 WQAM KISS 99.9		Co-Branded Cancer Awareness Wristbands
Sun., Oct. 15	at Atlanta Falcons	Mercedes-Benz Stadium	W, 20-17	CBS	560 WQAM KISS 99.9		
Sun., Oct. 22	New York Jets	Hard Rock Stadium	W, 31-28	FOX	560 WQAM KISS 99.9		
Thurs., Oct. 26	at Baltimore Ravens	M&T Bank Stadium	L, 0-40	CBS/NFLN/ Amazon	560 WQAM KISS 99.9		
Sun., Nov. 5	Oakland Raiders	Hard Rock Stadium	L, 24-27	NBC	560 WQAM KISS 99.9		
Mon., Nov. 13	at Carolina Panthers	Bank of America Stadium	L, 21-45	ESPN	560 WQAM KISS 99.9		
Sun., Nov. 19	Tampa Bay Buccaneers	Hard Rock Stadium	L, 20-30	FOX	560 WQAM KISS 99.9		Co-Branded Sunglasses & Sunglass Pouch
Sun., Nov. 26	at New England Patriots	Gillette Stadium	1 p.m.	CBS	560 WQAM KISS 99.9		
Sun., Dec. 3	Denver Broncos	Hard Rock Stadium	1 p.m.	FOX	560 WQAM KISS 99.9		Co-Branded "Go Fins" Rollabanna
Mon., Dec. 11	New England Patriots	Hard Rock Stadium	8:30 p.m.	ESPN	560 WQAM KISS 99.9	Hard Rock Hotel	
Sun., Dec. 17	at Buffalo Bills	New Era Field	1 p.m.*	CBS	560 WQAM KISS 99.9		
Sun., Dec. 24	at Kansas City Chiefs	Arrowhead Stadium	1 p.m.*	CBS	560 WQAM KISS 99.9		
Sun., Dec. 31	Buffalo Bills	Hard Rock Stadium	1 p.m.	CBS	560 WQAM KISS 99.9		

* Game subject to flex scheduling
All times EASTERN



All Dolphins games can be heard on 560 WQAM and Kiss 99.9, the flagship stations of the Miami Dolphins Radio Network. Dolphins.com and throughout South and Central Florida on stations that make up The Miami Dolphins Radio Network. In addition to the game broadcasts, the stations will feature expanded pre-, halftime and postgame shows. Dolphins fans who tune into Miami's Sportsradio 560 WQAM will have the opportunity to listen to live broadcasts of Head Coach Adam Gase's day-after game press conferences and "Dolphins Friday," a day of Dolphins' centric-content on the station featuring interviews with players, coaches, and team executives. Fans can also listen to the Dolphins in Spanish on Univision Deportes Radio WQBA 1140 AM.

2017 AFC EAST STANDINGS

TEAM	W	L	PCT	PF	PA
Patriots	8	2	.800	290	203
Bills	5	5	.500	208	250
Dolphins	4	6	.400	157	254
Jets	4	6	.400	201	222



WEEK 12: NEW ENGLAND PATRIOTS TABLE OF CONTENTS

MEDIA INFORMATION	2-3
DOLPHINS EN ESPAÑOL	4
TEAM NOTES	5
OFFENSE NOTES	6-7
DEFENSE NOTES	8-9
SPECIAL TEAMS NOTES	10
WHAT TO LOOK FOR	11-12
THE DOLPHINS VS. THE PATRIOTS	13-15
THE LAST MEETING VS. THE PATRIOTS	16
2017 DRAFT CLASS	17
HARD ROCK STADIUM MODERNIZATION	18-21
HARD ROCK STADIUM AWARDED 2021 NATIONAL CHAMPIONSHIP	22
MIAMI DOLPHINS IN THE COMMUNITY	23-24
DOLPHINS RADIO	25
HALL OF FAME DE/LB JASON TAYLOR	26
DEPTH CHART	27
PROJECTED CONTRIBUTORS	28-29
TRANSACTIONS	30-31
NUMERICAL ROSTER	32
ALPHABETICAL ROSTER	33
POSITIONAL ROSTER/PRONUNCIATIONS	34
HOW THEY WERE ACQUIRED	35
2017 GAME RECAPS	36-44
SUPPLEMENTAL STATISTICS	45-59
THE LAST TIME IT HAPPENED	60-65
LAST WEEK'S GAME BOOK	66-80
2017 NFL STANDINGS	81

MIAMI DOLPHINS MEDIA WEBSITE

media.miamidolphins.com

The Miami Dolphins media website features everything a media member needs to cover the team. Visitors can find transcripts, press releases, weekly releases, credentials, notes, gamebooks, flip cards an archive of old media guides and gamebooks and more by visiting media.miamidolphins.com.



WEEKLY MEDIA SCHEDULE: WEEK 12 AT NEW ENGLAND

21 TUE	22 WED	23 THU	24 FRI	25 SAT	26 SUN	27 MON
No media availability	<u>Coordinators</u> 11:30 a.m. (media work room) <u>Head Coach Adam Gase</u> 12:15 p.m. (media work room) <u>Practice*</u> 1:15 - 3 p.m. <u>Players (open locker room)</u> Following Practice <u>Conference Calls</u> 10 a.m. - Patriots Head Coach Bill Belichick 4:15 p.m. - Patriots TE Rob Gronkowski	<u>Head Coach Adam Gase</u> 12:15 p.m. (media work room) <u>Practice*</u> 1:10 - 2:45 p.m. <u>Players (open locker room)</u> Following Practice	<u>Practice*</u> 2:10 p.m. - 3:05 p.m. <u>Players (open locker room)</u> Following Practice <u>Head Coach Adam Gase</u> Following practice (media work room)	No media availability	<u>Week 12</u> at New England 1 p.m. TV - CBS	TBD

* Practice will be open to media for approximately 30 minutes

DOLPHINS ON THE AIR

Television:	WFOR-TV (CBS 4 - Miami-Ft. Lauderdale) WPEC-TV (West Palm Beach) WINK-TV (Ft. Myers)	
Broadcasters:	Ian Eagle – Play-By-Play Dan Fouts – Color Analyst Evan Washburn – Color Analyst	
Local Radio:	Dolphins Radio Network KISS 99.9-FM WQAM 560-AM	
Broadcasters:	Jimmy Cefalo – Play-By-Play Bob Griese – Color Analyst Joe Rose – Color Analyst Kim Bokamper – Sideline	
Spanish Radio:	Dolphins Spanish Radio WQBA-1140 AM	
Broadcasters:	Raul Striker Jr. – Play-By-Play Eduardo Martell – Color Analyst	
National Radio:	Sports USA	
	Larry Kahn – Play-By-Play Hank Bauer – Analyst	

FREQUENT FLYERS

Miami's nine games played outside of Florida in 2017 will have the team travel a total of **27,520 miles (round trip)** away from home. **It is the most miles traveled by the Dolphins in a single regular season in franchise history.** The 27,520 road-game miles is **the most of any NFL team located outside of the Pacific time zone** in 2017 and the fourth-most in the NFL, behind the Los Angeles Rams, Oakland Raiders and Arizona Cardinals.

MOST MILES (2017)

RNK	TEAM	MILES
1	Los Angeles Rams	32,600
2	Oakland Raiders	30,899
3	Arizona Cardinals	30,035
4	MIAMI DOLPHINS	27,520
5	Los Angeles Chargers	26,134
6	Jacksonville Jaguars	24,522
7	Seattle Seahawks	24,121
8	San Francisco 49ers	24,092

* Regular season games only

COMMUNICATIONS DEPARTMENT



JASON JENKINS

Sr. Vice President,
Communications &
Community Affairs

O: 954-452-7174
JJenkins@dolphins.com



MATT TAYLOR

Sr. Director of
Football
Communications

O: 954-452-7179
MattTaylor@dolphins.com



THERESA GARNER

Corporate
Communications
Manager

O: 305-943-1451
TGarnier@dolphins.com



BRETT BRECHEISEN

Football
Communications
Manager

O: 954-452-7190
BBrecheisen@dolphins.com



RENZO SHEPPARD

Football
Communications
Manager

O: 954-452-7144
RSheppard@dolphins.com



GAYLE BADEN

Communications
Coordinator

O: 954-452-7173
GBaden@dolphins.com



SYDNEY WADE

Communications
Coordinator

O: 954-452-7198
SWade@dolphins.com



RYAN MURPHY

Communications
Staff Assistant

O: 954-452-7114
RMurphy@dolphins.com



MIAMI DOLPHINS MEDIA WORKROOM ACCESS & PARKING INFORMATION FOR THE 2017 SEASON

As a reminder, the workroom for accredited media covering the Miami Dolphins is located behind the Dolphins Pro Shop at the Baptist Health Training Facility at Nova Southeastern University. Access to the media workroom is granted by the Communications Staff to members of the media upon their arrival at training camp.

Parking passes are distributed by the Communications Department. The passes **need to be clearly displayed** to gain entry into the media parking areas. Media parking is available at the Nova Southeastern University Medical School garage (HPD Garage), which is next to the Dolphins Pro Shop, and located near the intersection of University Drive and S.W. 30th Street, between Griffin Road and I-595. Access to this garage is off University Drive and S.W. 30th Street. In the event the HPD Garage is full, the overflow media parking will be in the AUX Parking Lot next to the NOVA Softball fields.

PLEASE NOTE – ALL MEDIA ARE ASKED TO PARK ON THE SECOND FLOOR OF THE HPD GARAGE. PARKING ON THE FIRST FLOOR IS RESERVED FOR NOVA PATIENTS ONLY. THE GARAGE WILL BE MONITORED BY NOVA AND THOSE WHO PARK ON THE FIRST FLOOR WILL BE TICKETED.

PLEASE PREARRANGE ALL LIVE TRUCK PARKING through the Miami Dolphins Communications Department.

DIRECTIONS TO PARKING GARAGE AT NOVA SOUTHEASTERN UNIVERSITY

FROM I-95 OR FLORIDA'S TURNPIKE

Exit at I-595; proceed west to University Drive exit
Turn left (south) onto University Drive
Proceed to S.W. 30th Street (Abe Fischler Blvd.) turn left (east)
Proceed past the Miami Dolphins facility to Ray Ferrero Jr. Blvd.
Turn right and parking garage will be on your right.

UNIVERSITY DRIVE

From north of I-595
Take University Drive south past I-595 to S.W. 30th Street (Abe Fischler Blvd.) turn left (east).
Proceed past the Miami Dolphins facility to Ray Ferrero Jr. Blvd.
Turn right and parking garage will be on your right.

FROM SOUTH OF GRIFFIN ROAD

Take University Drive north past Griffin Road to S.W. 30th Street (Abe Fischler Blvd.) turn right (east)
Proceed past the Miami Dolphins facility to Ray Ferrero Jr. Blvd.
Turn right and parking garage will be on your right.





DOLPHINS EN ESPAÑOL

MIAMI ENFRENTA NEW ENGLAND PARA LA PRIMERA VEZ ESTA TEMPORADA

Los Miami Dolphins viajan al norte a enfrentar a los Patriots de New England el domingo 26 de noviembre a las 1 p.m. Será el primer partido entre los dos equipos este año y se enfrentarán de nuevo el lunes 11 de diciembre en Miami.

Los Patriots han ganado cuatro de los pasados siete partidos entre los dos equipos y Miami no ha ganado en New England desde el 21 de septiembre de 2008, cuando ganaron 38-13 en el "Partido Wildcat"

LOS DOLPHINS HAN GANADO 13 DE SUS ÚLTIMOS 21

Miami ha ganado 13 de su último 21 juegos de temporada regular, remontándose a Semana 6 de la temporada de 2016.

- El equipo ha ganado durante ese lapso con tres quarterbacks titulares diferentes – Ryan Tannehill, Matt Moore y Jay Cutler.
- La última vez que Miami ganó 13 de 21 partidos de temporada regular fue cuando fueron 16-8 desde el 28 de septiembre de 2008 hasta el 19 de noviembre de 2009.
- El récord de 13-8 de Miami en los pasados 21 juegos está empatado para la sexta mejor marca en el NFL en ese lapso.

GANADORES DE SEIS DE LOS ÚLTIMOS OCHO JUEGOS EN LA CARRETERA

Los Dolphins han ganado seis de sus últimos ocho partidos fuera de casa de temporada regular, empezando con el viaje extendido a California el año pasado para enfrentar a San Diego y los L.A. Rams.

- Es la mejor racha de 10 juegos en la carretera desde la que vino entre el 1 de diciembre de 2013 y el 1 de diciembre de 2014.
- Solo cuatro equipos tienen mejores récords en sus últimos 10 partidos en la carretera: New England (10-0), Pittsburgh (9-1), Kansas City (7-3) y Atlanta (7-3). Dallas, Detroit, Carolina y New Orleans están empatados con Miami con la misma marca de 6-4.

'JUICE' ATRAPA EL RÉCORD

Receptor Jarvis Landry está dominando el NFL en términos de más atrapadas en los primeros cuatro años de una carrera. Landry pasó WR Anquan Boldin en Semana 9 y continúa extendiendo su récord, entrando al partido de esta semana con 355 atrapadas. Landry también tiene el récord para más atrapadas en los primeros dos años de una carrera (194) y está empatado por las más en los primeros tres años (288).

MÁS ATRAPADAS EN LOS PRIMEROS CUATRO AÑOS EN LA LIGA

CL	JUGADOR	EQUIPO	AÑOS	ATR.
1.	JARVIS LANDRY	MIAMI	2014-17	355
2.	Anquan Boldin	Arizona	2003-06	342
3.	Larry Fitzgerald	Arizona	2004-07	330

EL LÍDER EN ATRAPADAS DEL NFL: JARVIS LANDRY

Receptor Jarvis Landry tiene 67 atrapadas esta temporada, más que cualquier otro futbolista del NFL. Aunque Landry tiene las dos mejores temporadas en la historia de los Dolphins en términos de atrapadas en una temporada, nunca ha liderado el NFL en la estadística.

MÁS ATRAPADAS EN EL NFL (2017)

CL	JUGADOR	EQUIPO	ATR.
1.	Antonio Brown	Pittsburgh	70
2.	Larry Fitzgerald	Arizona	69
3.	JARVIS LANDRY	MIAMI	67
4.	Michael Thomas	New Orleans	65
5.	DeAndre Hopkins	Houston	62
	Adam Thielen	Minnesota	62

CARRERAS LARGAS DE MIAMI

La ofensa de los Dolphins ha tenido muchas jugadas explosivas en las últimas semanas, más notablemente en la carrera. El partido contra Tampa Bay marco el tercer juego en seguida en que los Dolphins tuvieron una carrera de 40 yardas o más como Kenyan Drake tuvo una carrera de 42 yardas el 5 noviembre contra Oakland y una de 66 yardas contra Carolina el 13 de noviembre y Damien Williams tuvo una de 69 yardas la semana pasada contra Tampa Bay. Es la primera vez desde 1994 que los Dolphins han tenido tres partidos en seguida con una carrera de 40 yardas o más.

La carrera de 69 yardas de Williams fue la carrera novena más larga en la historia del equipo. Es solo la segunda vez en los 52 años del equipo en que han tenido una carrera de 60 yardas o más en dos juegos en seguida (RB Gary Davis y RB Norm Bulaich en 1978).

LA CONECCIÓN DE MOORE A STILLS

QB Matt Moore reemplazó lesionado QB Jay Cutler en la segunda mitad del partido contra Tampa Bay y desempeñó admirablemente. Moore completó 17-de-28 tiros (60.7 pct.) para 282 yardas y un touchdown. Sus 282 yardas son las cuartas más por un quarterback de los Dolphins en una mitad en la historia del equipo, detrás de Dan Marino (306 yardas vs. New England el 4 de septiembre de 1994), Joey Harrington (304 yardas vs. Green Bay el 22 de octubre de 2006) y Marino (288 yardas vs. Minnesota el 25 de septiembre de 1994).

El receptor principal de Moore en la segunda mitad fue WR Kenny Stills, quien atrapó seis tiros para 154 yardas (25.7 promedio) y un touchdown en la segunda mitad solamente. Sus 154 yardas en la segunda mitad son las terceras más en una mitad en la historia del equipo, detrás de Irving Fryar (211 yardas vs. New England el 4 de septiembre de 1994) y Chris Chambers (171 yardas vs. Buffalo el 4 de diciembre de 2005).

En total, Stills tuvo siete atrapadas para 180 yardas (25.7 prom.) en el partido. Sus 180 yardas fueron las más en un solo juego en la carrera de Stills y empatados para las séptimas más en la historia del equipo. Sus 25.7 yardas por atrapada fueron cuartas más en la historia (min. siete atrapadas). Fue el quinto juego de 100 yardas o más en su carrera.

RESHAD HACE GRANDES JUGADAS

S Reshad Jones atrapó su segunda intercepción de la temporada en Semana 9 contra Oakland. Sus dos intercepciones lideran el equipo. Jones es el único safety en el NFL este año con, a lo mínimo, 65 tacleadas y dos intercepciones. Jones tiene 18 intercepciones en su carrera, empatado por 13º en la historia de los Dolphins.

ENTRE LOS LÍDERES EN EL AFC EN TACLEADAS

LB Kiko Alonso y S Reshad Jones ambos están entre los mejores 20 en el AFC en tacleadas. Alonso está empatado para 11º con 69 tacleadas (50 solo) y Jones está empatado para 13º con 68 tacleadas (56 solo).

EQUIPO DE PATEADA DE MIAMI EL MEJOR EN EL NFL

La unidad de pateada de los Dolphins es el mejor en el NFL como la oposición empieza con la pelota en solo la yarda 22.2 de promedio siguiendo pateadas, medio yarda mejor que cualquier otro equipo en el NFL.

PRÓXIMOS: LOS DENVER BRONCOS

Miami regresa a Hard Rock Stadium en Semana 13 para un enfrentamiento con los Denver Broncos a las 1 p.m. el 3 de diciembre. Los Dolphins y Broncos no han jugado desde el 23 de noviembre de 2014 y los Broncos no han visitado a Miami desde que ganaron 18-15 en extra tiempo el 21 de octubre de 2011. Los Broncos han ganado los pasados dos partidos contra Miami aunque Miami ha ganado cinco de los pasados ocho.

Denver está liderado por Entrenador Jefe Vance Joseph, quien fue el coordinador defensivo de los Dolphins durante la temporada de 2016. Joseph ayudo a los Dolphins llegar a un récord de 10-6 y un lugar en la postemporada con una defensa que fue 18º en la liga en puntos y 15º en defensa contra el tiro.



TEAM NOTES

MIAMI MEETS NEW ENGLAND FOR FIRST TIME THIS SEASON

The Miami Dolphins head north to **face the New England Patriots on Sunday, Nov. 26 at 1 p.m.** It will be the first meeting between the two teams this season and the squads will matchup again on Monday, Dec. 11 in Miami.

The Patriots have won four of the past seven meetings between the two teams and Miami hasn't posted a road victory at New England since Sept. 21, 2008, when they won 38-13 in the "Wildcat Game."

THE DOLPHINS HAVE WON 13 OF THEIR LAST 21 GAMES

Miami has won 13 of its last 21 regular season games, dating back to Week 6 of the 2016 season.

- The team has won during that stretch **with three different starting quarterbacks - Ryan Tannehill, Matt Moore and Jay Cutler.**
- The last time Miami won 13 of 21 regular season games was when they went 16-8 from Sept. 28, 2008 to Nov. 19, 2009.
- **Miami's 13-8 record in their past 21 games is tied for the sixth-best mark in the NFL in a team's last 21 contests.**

WINNERS IN SIX OF LAST 10 ROAD GAMES

The Dolphins **have won six of their past 10 regular season road games**, beginning the run with the team's extended California trip in 2016 at San Diego and the L.A. Rams.

- It's the team's best 10-game road stretch since a span of six wins in 10 road games between Dec. 1, 2013 and Dec. 1, 2014.
- **Only four NFL teams have better records in their past 10 regular season road games:** New England (10-0), Pittsburgh (9-1), Kansas City (7-3) and Atlanta (7-3). Dallas, Detroit, Carolina and New Orleans are tied with Miami with the same 6-4 mark.

SIXTEEN STRAIGHT

With the Dolphins' Week 1 game against Tampa Bay being moved to this week due to Hurricane Irma, **Miami is playing 16 straight weeks for the first time since 1992**, when a similar situation occurred. Hurricane Andrew forced the Dolphins to move their season opener vs. New England to the bye week. Miami beat the Patriots on Oct. 18, 1992 and **went on to win 11 games, the AFC East title and reach the AFC Championship game that season.**

DOLPHINS SEEKING 2ND STRAIGHT PLAYOFF BERTH

In Adam Gase's first year as head coach in 2016, the Dolphins won 10 games and advanced to the playoffs for the first time since 2008. This year, the team is **looking to reach the playoffs for the second consecutive year.** **The last time the Dolphins had two straight postseason appearances was from 1997-2001**, when the team earned playoff berths in five straight seasons. Miami enters Week 12 just one game out of an AFC Wild Card position.

UP NEXT: THE DENVER BRONCOS

Miami returns to Hard Rock Stadium in Week 13 for **a matchup with the Denver Broncos at 1 p.m. on Dec. 3.** The Dolphins and Broncos haven't met since Nov. 23, 2014 and **the Broncos haven't visited Hard Rock Stadium since they posted an 18-15 overtime victory on Oct. 23, 2011.** The Broncos have won the past two meetings though Miami has taken five of the past eight.

Denver is led by Head Coach Vance Joseph, who was Miami's defensive coordinator during the 2016 season. Joseph helped the Dolphins post a 10-6 record and earn a playoff berth with a defense that was 18th in the NFL in scoring and 15th in the league in passing.

THE COMEBACK KIDS

In Weeks 6 and 7, the Dolphins trailed 17-0 at halftime in Atlanta and faced a 14-point fourth-quarter deficit vs. the N.Y. Jets before coming back to win both games, with different quarterbacks.

- The last time **the Dolphins won consecutive games trailing by 14-plus points in a second half was a three-game streak from Sept. 14-28, 1980.**
- **The 17-point halftime deficit the Dolphins overcame in Atlanta was the biggest in the NFL this season and tied for the largest in franchise history.** They also trailed 17-0 at halftime to Buffalo in 1968 and rallied for a 21-17 win.
- The comeback in Atlanta was **tied for the sixth-largest comeback in team history** and was the largest since a 21-point comeback vs. Buffalo on Dec. 4, 2005.
- The 17-point come-from-behind victory vs. the Falcons was **Miami's largest comeback on the road since an 18-point comeback at the N.Y. Jets on Nov. 27, 1994, also known as the "Fake Spike" game.**
- The Dolphins came back from a 13-point second-half deficit last week vs. Tampa Bay to tie the game at 20 with 3 minutes remaining but ultimately lost the contest.

BREAKING DOWN THE DOLPHINS ROSTER:

Here is how the Dolphins' current 52-man roster breaks down:

- There are 24 offensive players, 25 defensive players and three specialists.
- Of the 52 players on Miami's roster, **19 of them (36.5 pct.) were drafted by the Dolphins.**
- Miami also has eight undrafted college free agents on the roster that began their NFL careers with the Dolphins, bringing the total to **27 of the 52 players (51.9 pct.) that began their NFL careers with the Dolphins.**
- Of Miami's 52 players, **17 of them (32.7 pct.) were not selected in the NFL draft.**
- A total of **39 of the 52 players (75.0 pct.) are 28 years old or younger.**

THE DOLPHINS ROSTER:

BY DRAFT ROUND:

ROUND	NO.
1st	8 players
2nd or 3rd	10 players
4th or 5th	10 players
6th or 7th	7 players
Undrafted	17 players

BY EXPERIENCE:

YEARS	NO.
Rookie-1	11 players
2-3	16 players
4-5	9 players
6-9	9 players
10-plus	7 players

BY AGE:

AGE	NO.
22-24	17 players
25-28	22 players
29-32	7 players
33-plus	6 players

* Rosters as of print date (11/21/17) and all ages as of kickoff date (11/26/17)



OFFENSE NOTES

'JUICE' SETS NFL RECORD

WR Jarvis Landry is blowing by the NFL record for most receptions in the first four years of an NFL career. Landry surpassed WR Anquan Boldin in Week 9 and continues to extend his record, entering this week's game with 355 receptions. Landry also owns the record for most receptions in the first two years of a career (194) and is tied for the most in the first three years of a career (288).

MOST RECEPTIONS IN FIRST FOUR YEARS OF NFL CAREER

RNK	PLAYER	TEAM	YEARS	REC.
1.	JARVIS LANDRY	MIAMI	2014-17	355
2.	Anquan Boldin	Arizona	2003-06	342
3.	Larry Fitzgerald	Arizona	2004-07	330

AMONG THE NFL LEADERS IN RECEPTIONS

WR Jarvis Landry has 67 receptions this year, the third-most in the NFL this season. He also has a career high with six touchdown receptions:

MOST RECEPTIONS IN THE NFL (2017)

RNK	PLAYER	TEAM	REC.
1.	Antonio Brown	Pittsburgh	70
2.	Larry Fitzgerald	Arizona	69
3.	JARVIS LANDRY	MIAMI	67
4.	Michael Thomas	New Orleans	65
5.	DeAndre Hopkins	Houston	62
	Adam Thielen	Minnesota	62



LANDRY KEEPS CATCHING PASSES

WR Jarvis Landry opened the season with 13 receptions for 78 yards (6.0 avg.) in a winning effort at the L.A. Chargers. Only three players in NFL history have caught more passes in a season-opening game than Landry did. It was tied for the second-most receptions in a single game in team history:

MOST RECEPTIONS IN A SINGLE GAME IN TEAM HISTORY

RNK	PLAYER	DATE	OPP.	REC.
1.	Chris Chambers	12/4/05	vs. Buffalo	15
2.	JARVIS LANDRY	9/17/17	AT L.A. CHARGERS	13
	JARVIS LANDRY	11/29/15	AT N.Y. JETS	13
4.	Jim Jensen	11/6/88	at New England	12
	Brian Hartline	9/30/12	at Arizona	12

With 94 receptions in 2016, Landry ranked No. 4 in single-season team history. He now owns three of the franchise's top six single-season reception marks, including the team record of 110 he set in 2015, and already has 56 receptions in eight games this season:

MOST RECEPTIONS IN A SINGLE SEASON IN TEAM HISTORY

RNK	PLAYER	YEAR	REC.
1.	JARVIS LANDRY	2015	110
2.	JARVIS LANDRY	2016	94
3.	O.J. McDuffie	1998	90
4.	Mark Clayton	1988	86
5.	Brandon Marshall	2010	86
6.	JARVIS LANDRY	2014	84

'JUICE' ON THIRD DOWN

WR Jarvis Landry is third in the NFL with 21 receptions on third down. In 2016, Landry was tied for seventh in the league with 26 third-down receptions. The reliable target had 335 yards on third downs, the ninth-best mark in the NFL that season.

LANDRY LOOKING TO BECOME FIRST DOLPHINS PLAYER WITH THREE STRAIGHT 1,000-YARD SEASONS

After posting 1,157 receiving yards in 2015 and 1,136 receiving yards in 2016, WR Jarvis Landry is looking to become the first Dolphins wide receiver to top 1,000 yards in three consecutive. The fourth-year NFL pro has 567 receiving yards in 10 games this season. He is the sixth Dolphins wide out to ever post consecutive 1,000-yard seasons (Mark Clayton, Mark Duper, Irving Fryar, Brian Hartline and Brandon Marshall) and first since WR Brian Hartline did so in 2012 and 2013.

MIAMI'S LONG RUNS

The Dolphins offense has hit many big plays in recent weeks, most notably in the running game. Last week's game vs. Tampa Bay marked the third consecutive contest the Dolphins have had a run of 40 yards or more as RB Kenyan Drake had a 42-yard carry on Nov. 5 vs. Oakland, Drake posted a 66-yard run on Nov. 13 at Carolina and RB Damien Williams had a 69-rush last week vs. Tampa Bay. It is the first time since at least 1994 the Dolphins have had three straight games with a 40-yard rush.

Williams' 69-yard carry last week was the ninth-longest rush in team history. It's just the second time in the team's 52-year history they've had 60-yard carries in back-to-back games (RB Gary Davis and RB Norm Bulaich in 1978).

CUTLER LEADING FOURTH QUARTER COMEBACKS

QB Jay Cutler has led the Dolphins to two fourth quarter comebacks despite playing in the fourth quarter of just seven games this season. The comebacks – in Week 2 at L.A. Chargers and Week 5 at Atlanta – were the 22nd and 23rd fourth quarter comebacks of his career and his first since the 2015 season. Miami's 17-point comeback win in Week 6 at Atlanta was the largest come-from-behind victory of Cutler's career.

“ I thought Cutler was really good, just demeanor-wise. He did a good job of staying the same. He never got too high; he never got too low. There were a couple of situations there where it just kind of felt like we weren't trending in the right direction and we ended up putting something together and getting some points. I thought he did a good job of buying some time. He was good with the ball. I thought a couple of his throwaways were smart. There were a couple times where he knew he had to make a play and he did. ”

- Head Coach Adam Gase (Nov. 6, 2017)

CUTLER AMONG THE NFL'S TOP 50 ALL-TIME PASSING LEADERS

QB Jay Cutler ranks among the NFL's top 50 in many all-time passing categories. He is also among the NFL's top 20 active players in many passing statistics.

WHERE CUTLER RANKS AMONG NFL QUARTERBACKS

CATEGORY	STAT	ALL-TIME	ACTIVE
Attempts	4,762	30	10
Completions	2,957	25	10
Passing Touchdowns	221	30	9
Completion Pct.	62.1	23	15
Passing Yards	34,069	31	10
Passer Rating*	85.5	32	18

* minimum 1,500 attempts



OFFENSE NOTES

MOORE'S LAST 14 STARTS

QB Matt Moore was sixth in the NFL in quarterback rating (97.8) over the final nine games of the 2011 season, the last starts he made before he relieved an injured **QB Ryan Tannehill** in 2016. He made four starts at the end of the 2016 season (including the AFC Wild Card playoff game at Pittsburgh) and helped lead the Dolphins to their first playoff berth since 2008. **In his last 14 starts, Moore has completed 248-of-394 passes (62.9 pct.) for 2,930 yards, 21 touchdowns and 11 interceptions, which equates to a 91.7 passer rating.**

THE MOORE TO STILLS CONNECTION

QB Matt Moore relieved an injured **QB Jay Cutler** in the second half of last week's game vs. Tampa Bay and performed admirably. Moore completed 17-of-28 passes (60.7 pct.) for 282 yards and one touchdown. **His 282 passing yards are the fourth-most by a Dolphins quarterback in a half in team history, behind Dan Marino** (306 yards on Sept. 4, 1994 vs. New England), **Joey Harrington** (304 yards vs. Green Bay on Oct. 22, 2006) and **Marino** (288 yards vs. Minnesota on Sept. 25, 1994).

Moore's primary target in the second half was **WR Kenny Stills**, who caught six passes for 154 yards (25.7 avg.) and one touchdown in the second half alone. **His 154 second-half receiving yards are the third-most in a half in team history, behind Irving Fryar** (211 yards on Sept. 4, 1994 vs. New England) and **Chris Chambers** (171 yards on Dec. 4, 2005 vs. Buffalo).

Stills totaled seven receptions for 180 yards (25.7 avg.) in the game. **His 180 receiving yards are a career high and tied for seventh-most in a game in Dolphins history.** His 25.7 yards per catch were fourth in team history (min. seven receptions). It was the fifth 100-yard game of his career.

A CAREER OF BIG PLAYS

WR Kenny Stills has made a living making the big play. In his five-year NFL career, Stills has hauled in 204 passes for 3,326 yards (16.3 avg.). **His 16.3 yards per reception average is fourth-best in the NFL in that span** (min. 150 receptions):

HIGHEST AVERAGE PER RECEPTION IN THE NFL (2013-PRESENT)

RNK	PLAYER	TEAMS	REC	YDS	AVG
1.	DeSean Jackson	Phi./Was./TB	259	4,566	17.6
2.	Torrey Smith	Bal./SF/Phi.	185	3,074	16.6
3.	KENNY STILLS	NO/MIA.	204	3,326	16.3
4.	Sammy Watkins	Buf./LAR	177	2,867	16.2
5.	T.Y. Hilton	Indianapolis	360	5,725	15.9

DeVANTE DOWN THE FIELD

WR DeVante Parker has made several highlight-reel catches this year in practice and had the opportunity to showcase it to a national audience with his impressive one-handed grab in Week 9 on Sunday Night Football. **Parker is sixth in the NFL in career receiving yards among players who entered the league in 2015 or later:**

RECEIVING LEADERS

(Players who entered the NFL in 2015 or later)

RNK	PLAYER	TEAM	REC	YDS	AVG	TD
1.	Amari Cooper	Oak.	196	2,713	13.8	15
2.	Stefon Diggs	Min.	171	2,155	12.6	12
3.	Willie Snead	NO	143	1,902	13.3	7
4.	Michael Thomas	NO	157	1,890	12.0	11
5.	Jamison Crowder	Was.	165	1,871	11.3	9
6.	Tyler Lockett	Sea.	125	1,669	13.4	7
7.	DeVANTE PARKER	MIA.	116	1,642	14.2	8

THOMAS CATCHES TOUCHDOWNS

The Dolphins acquired **TE Julius Thomas** this offseason in a trade with Jacksonville on March 9, 2017. Thomas has caught touchdowns in back-to-back games and has been one of the league's best red zone threats since he became a full-time starter for Denver in 2013. **His 35 touchdowns since 2013 are tied for second-most among all NFL tight ends:**

NFL TIGHT END TD RECEPTION LEADERS (2013-PRESENT)

RNK	PLAYER	TEAMS	REC	YDS	TD
1.	Jimmy Graham	NO/Sea.	323	3,987	40
2.	JULIUS THOMAS	DEN./JAX./MIA.	213	2,303	35
	Rob Gronkowski	New England	259	4,051	35
4.	Antonio Gates	SD/LAC	271	3,018	29
5.	Delanie Walker	Ten.	331	3,899	23

FASANO'S SECOND STINT WITH THE DOLPHINS

TE Anthony Fasano returned to Miami this season after he played five seasons (2008-12) with the Dolphins earlier in his career. He is among the team's all-time tight end leaders in several key receiving categories, including receptions, receiving yards and receiving touchdowns:

DOLPHINS ALL-TIME CAREER RECEPTIONS LEADERS (TIGHT ENDS)

RNK	PLAYER	YEARS	REC.
1.	Randy McMichael	2002-06	283
2.	Bruce Hardy	1978-89	256
3.	ANTHONY FASANO	2008-12, 2017	184

DOLPHINS ALL-TIME CAREER RECEIVING YARDS LEADERS (TIGHT ENDS)

RNK	PLAYER	YEARS	YDS.
1.	Randy McMichael	2002-06	3,096
2.	Bruce Hardy	1978-89	2,455
3.	ANTHONY FASANO	2008-12, 2017	2,149

DOLPHINS ALL-TIME CAREER RECEIVING TOUCHDOWN LEADERS (TIGHT ENDS)

RNK	PLAYER	YEARS	TDS
1.	Bruce Hardy	1978-89	25
2.	ANTHONY FASANO	2008-12, 2017	24
3.	Jim Mandich	1970-77	23

OFFENSIVE LINE KEEPING QUARTERBACKS UPRIGHT

The Dolphins offensive line has protected three different quarterbacks - **Jay Cutler, Matt Moore and Ryan Tannehill** - since Week 6 of the 2016 season, helping the team win 13 of its past 21 regular season games. **During that span, the team has allowed just 31 sacks, which is the fourth fewest in the NFL.**

FEWEST SACKS ALLOWED (WEEK 6, 2016 - PRESENT)

RNK	PLAYER	QB RATING	SACKS ALL.
1.	Pittsburgh Steelers	88.1	26
2.	Oakland Raiders	89.3	28
3.	New Orleans Saints	104.0	30
4.	MIAMI DOLPHINS	89.7	31
5.	N.Y. Giants	85.6	34



DEFENSE NOTES

CAM WAKE STILL SACKING QBs AT 35 YEARS OLD

During the 2016 season, **DE Cameron Wake** had one of the most impressive comebacks in the NFL. Coming off an Achilles injury in 2015, Wake was dominant, posting 11.5 sacks, which was third in the AFC and tied for sixth in the NFL.

Miami re-inserted Wake as a starter in Week 6 last year and since then, **he is fourth in the NFL with 16.5 sacks and has helped Miami win 13 of its last 21 regular season games.**



Wake was tied for second in the AFC and tied for third in the NFL with five forced fumbles in 2016. **He has nine forced fumbles since 2015, tied for second in the NFL during that span,** despite playing just seven games in 2015.

Since joining the Dolphins in 2009, Wake has compiled four double-digit sack campaigns, seven straight seasons of seven-plus sacks and is **second in team history in all-time career sacks**, behind Hall of Famer Jason Taylor.

Here is a look at the Dolphins' all-time career sack leaders:

DOLPHINS ALL-TIME CAREER SACK LEADERS

RNK	PLAYER	YEARS	SACKS
1.	Jason Taylor	1997-07, 09, 11	131.0
2.	CAMERON WAKE	2009-17	87.5
3.	Bill Stanfill	1969-76	69.5

Wake is also one of the best undrafted pass rushers in NFL history. With 87.5 career sacks, he is **second in NFL history** (since sacks were recognized as an official statistic in 1982) **for most career sacks by a player who was undrafted:**

NFL ALL-TIME CAREER SACK LEADERS (UNDRAFTED PLAYERS)

RNK	PLAYER	YEARS	SACKS
1.	John Randle	1990-2003	137.5
2.	CAMERON WAKE	2009-17	87.5
3.	James Harrison	2004-17	82.5
4.	Chris Clemons	2004-15	69.0

* Players chosen in the Supplemental Draft are not included on this list of undrafted players

Wake's consistency has placed him among the NFL's elite pass rushers. Since he entered the league in 2009, **he leads the NFL in sacks:**

NFL SACK LEADERS (2009-PRESENT)

RNK	PLAYER	TEAMS	SACKS
1.	CAMERON WAKE	MIAMI	87.5
2.	DeMarcus Ware	Dal./Den.	85.0
3.	Von Miller	Denver	81.5
4.	Julius Peppers	Chi./GB/Car.	80.5

Wake's 11.5 sacks in 2016 mark the fourth season in his career that he has reached double-digit sacks. He is **one of three NFL players in the past decade to have 10-plus sacks at age 34 or older**, joining DE/LB Julius Peppers (2015) and DE John Abraham (2012-13).

SUH SACKS

DT Ndamukong Suh is **second among all NFL defensive tackles in sacks since he entered the league in 2010.** He is eighth among defensive tackles with 3.5 sacks this season.

Here is a look at how Suh's sacks stack up since he entered the league in 2010:

MOST SACKS BY NFL DEFENSIVE TACKLES (2010-PRESENT)

RNK	PLAYER	TEAMS	SACKS
1.	Geno Atkins	Cin.	58.0
2.	NDAMUKONG SUH	DET./MIA.	50.5
3.	Gerald McCoy	TB	47.5
4.	Jurrell Casey	Ten.	36.0
5.	Marcell Dareus	Buf.	35.0

STUFFS BY SUH

Not only is **DT Ndamukong Suh** a great interior pass rusher, but the Nebraska product also disrupts rushing plays behind the line of scrimmage. Since he entered the NFL as a first-round pick in 2010, Suh **leads all interior defensive linemen with 51.0 stuffs.** A stuff is defined as any tackle of a ball carrier behind the line of scrimmage during a rushing attempt.

MOST STUFFS BY INTERIOR DEFENSIVE LINEMEN (2010-PRESENT)

RNK	PLAYER	TEAMS	STUFFS
1.	NDAMUKONG SUH	DET./MIA.	51.0
2.	Aaron Donald	STL/LAR	39.5
3.	Kyle Williams	Buffalo	36.5
4.	Geno Atkins	Cincinnati	34.5
5.	Brandon Mebane	Sea./SD/LAC	33.5

SUH CONSISTENTLY MAKES STOPS

DT Ndamukong Suh topped 350 career tackles during the 2016 season. Since he entered the NFL in 2010, **Suh leads all defensive tackles with 401 total tackles** and his total is tied for second among all defensive linemen.

Suh set a new career high and was third among all interior defensive linemen in total tackles in 2016 with 72 (41 solo). He **finished among the top five** in total tackles by an NFL interior defensive linemen for **the third consecutive season.**



" The guy is amazing. **He teaches me a lot.** When he talks to (Defensive Line) Coach Terrell Williams, they talk about things that I'm just sitting over there (picking their brains) and learning each and every day. I try to get in their business, get in their conversations, see what new techniques they're learning, and things like that. **"**
- **DT Davon Godchaux on DT Ndamukong Suh**



DEFENSE NOTES

TIMMONS TOPS 1,000 CAREER TACKLES

LB Lawrence Timmons recorded the 1,000th tackle of his career in Week 10 at Carolina and now has 1,007 career tackles (691 solo). **Timmons became the 47th NFL player since 1994 to total 1,000 career tackles and just the sixth active one:**

NFL'S CAREER TACKLE LEADERS (ACTIVE PLAYERS)

RNK	PLAYER	TEAM	TOTAL	SOLO	ASST
1.	Karlos Dansby	Ari./Mia./Cle./Cin.	1,377	1,040	337
2.	Paul Posluszny	Buf./Jax.	1,174	855	319
3.	Derrick Johnson	Kansas City	1,123	917	206
4.	David Harris	NYJ/NE	1,092	711	381
5.	Antoine Bethea	Ind./SF/Ari.	1,087	801	286
6.	L. TIMMONS	PIT./MIA.	1,007	691	316

'LAW DOG' HAS MADE A CAREER OUT OF BIG PLAYS

LB Lawrence Timmons has a knack for making big plays. In fact, **he's one of just three active players (Julius Peppers and Karlos Dansby) with at least 30 sacks (35.5) and 10 interceptions (12) in his career.**

TIMMONS BRINGS EXPERIENCE & PRODUCTION

After 10 seasons with the Steelers, **LB Lawrence Timmons** left The Steel City and came to Miami this offseason as one of the most productive linebackers in the game today. **When Timmons left Pittsburgh, he was second in team history with 952 career tackles.** Since becoming a full-time NFL starter in 2009, Timmons is second in the NFL with 948 total tackles (655 solo):



MOST TOTAL TACKLES IN THE NFL (2009-17)

RNK	PLAYER	TEAM	TOTAL	SOLO	ASST
1.	Paul Posluszny	Buf./Jax.	1,039	752	287
2.	L. TIMMONS	PIT./MIA.	948	655	293
3.	Karlos Dansby	Ari./Mia./Cle./Cin.	937	692	245
4.	David Harris	NYJ/NE	895	572	323
5.	Chad Greenway	Minnesota	878	594	284

HAYES AMONG TOP NFL DEFENSIVE LINEMEN

DE William Hayes was acquired by the Dolphins in a trade with the Los Angeles Rams on March 10, 2017. The defensive end brings a reputation of setting the edge against the run and is one of the most experienced defensive linemen in the NFL.

Hayes is among the NFL's top 25 active defensive linemen career leaders in several categories. **He ranks No. 7 in stuffs (48.5), tied for No. 17 in games played (134), No. 18 in tackles (332) and No. 25 in sacks (35.5).**



ROOKIES PLAYING BIG ROLE ON DEFENSE

The Dolphins have relied heavily on rookies to improve their defense this season. Miami has played six and started four rookies on defense in the first 10 games of the year. The starters are **CB Cordrea Tankersley** (eight starts), **DT Davon Godchaux** (five), **LB Chase Allen** (two) and **DE Charles Harris** (one). **DT Vincent Taylor** and **S Maurice Smith** have also played snaps with the defense at critical points of various games. Allen and Smith were both undrafted college free agents while the other four were selected by Miami in the 2017 NFL draft.

RESHAD HAS BIG-PLAY ABILITY

S Reshad Jones recorded his second interception of the season in Week 9 vs. Oakland. His two interceptions lead the team. **Jones is the only safety in the NFL this season with at least 65 tackles and two interceptions.** Jones has 18 career interceptions, which is **tied for 13th place on the team's all-time interception list.**



RESHAD NEARS DOLPHINS RECORD

S Reshad Jones has been very active in the offensive backfield throughout his eight-year NFL career. **With 9.5 sacks, he is nearing the Dolphins all-time mark for most career sacks by a defensive back:**

MOST CAREER SACKS BY A DOLPHINS DEFENSIVE BACK

RNK	PLAYER	YEARS	SACKS
1.	Yeremiah Bell	2004-11	11.0
2.	RESHAD JONES	2010-17	9.5
3.	Patrick Surtain	1998-2004	6.5
4.	Liffort Hobley	1987-93	6.0
5.	Jerry Wilson	1996-2000	5.5

AMONG THE AFC'S LEADING TACKLERS

LB Kiko Alonso and **S Reshad Jones** are both among the AFC's top 20 leading tacklers this season. **Alonso is tied for 11th with 69 total stops (50 solo) and Jones is tied for 13th with 68 tackles (56 solo).**





SPECIAL TEAMS NOTES

DENNEY PLAYED IN HIS 200TH NFL GAME IN WEEK 9

LS John Denney played in his 200th NFL game in Week 9 vs. Oakland, **joining Hall of Famers Dan Marino (242) and Jason Taylor (204)** as the only Dolphins to play in 200 regular season games with the team. **Denney became the 20th active NFL player and the 313th player in NFL history to play in 200 career games.**

DENNEY'S 200 GAMES BY THE NUMBERS

4 Holders he has worked with: Donnie Jones (2005-06), Brandon Fields (2007-14), Matt Darr (2015-16) and Matt Haack (2017-) – in the three games where the kicker has been forced to punt, the regular punter still served as holder.

8 Punters he has worked with: Donnie Jones (2005-06), Olindo Mare (2005), Brandon Fields (2007-14), Dan Carpenter (2012), Nate Kaeding (2012), Matt Darr (2015-16) and Matt Haack (2017-).

15 Kickers he has worked with: Olindo Mare (2005-06), Jay Feely (2007), Dan Carpenter (2008-12), Shayne Graham (2011), Nate Kaeding (2012), Caleb Sturgis (2013-14), Andrew Franks (2015-16) and Cody Parkey (2017-).

372 Number of field goals he's snapped for, with Dolphins kickers making 299 (80.4 pct.).

414 Number of PATs he's snapped for, with Dolphins kickers making 406 (98.1 pct.).

1,008 Number of punts he's snapped for, totaling 46,044 yards for an average of 45.7 yards per punt.

1,794 Total snaps in regular season games.

THE DENNEY STREAK

LS John Denney entered his **13th NFL regular season** this year at 38 years old. Denney has been Miami's long snapper for every game dating back to 2005 - **a consecutive games streak that spans 202 regular season contests.** That streak is the **longest in Dolphins history** and is tied for fourth-longest among all active NFL players.

MOST CONSECUTIVE GAMES PLAYED IN DOLPHINS HISTORY

RNK	PLAYER	CONS. GP	STREAK
1.	JOHN DENNEY	202*	1ST (2005) - PRESENT
2.	Jason Taylor	130	15th (1999) - 16th (2007)
3.	Jim Langer	128	10th (1970) - 9th (1979)

* active streak

MOST CONSECUTIVE GAMES PLAYED, ACTIVE NFL LEADERS

RNK	PLAYER	TEAM	POS	CONS. GP
1.	Shane Lechler	Oak./Hou.	P	247
2.	Jason Witten	Dallas	TE	229
3.	Eli Manning	N.Y. Giants	QB	209
4.	JOHN DENNEY	MIAMI	LS	202
	Donnie Jones	Mia./STL/Hou./Phi.	P	202



THOMAS LEADS THE NFL IN SPECIAL TEAMS TACKLES

S Michael Thomas has been one of the NFL's most prolific special teams players since his first full season in the NFL in 2014. **Thomas leads the NFL with 52 special teams tackles since 2014.** Thomas leads the team this season with nine special teams stops, which is tied for ninth in the league. **He finished the 2016 season tied for the NFL lead with 19 special teams tackles.** In 2015, Thomas was named a first-team All Pro on special teams by Pro Football Focus.



LB Mike Hull was third in the NFL with 18 special teams tackles in 2016 and is tied for second on the team with five solo special teams tackles this season.

MIAMI'S KICKOFF TEAM IS NFL'S BEST

The Dolphins kickoff coverage unit is the best in the NFL as opponents' average starting field position is just the 22.2-yard line following kickoffs, **a half yard better than anybody else in the league.**

PARKEY HITS THE SPOT

Miami signed K Cody Parkey after training camp on Sept. 3 to take over placekicking duties, and he has played a big role in the team's victories. Parkey is 11-for-12 (91.7 pct.) in field goal attempts and has made three game-winning kicks this season. In Week 2, his first game with the Dolphins, **he kicked the longest game-winning field goal in team history**, a 54-yarder with 1:05 left to beat the L.A. Chargers. In Week 6, Parkey kicked a game-tying and game-winning field goal in the fourth quarter to win at Atlanta. **It was the first time in Parkey's four-year NFL career he made game-tying and game-winning kicks in the same contest.** Parkey also connected on a 39-yard game-winner with 22 seconds left to beat the N.Y. Jets in Week 7.

PARKEY FROM LONG RANGE

K Cody Parkey has a track record for being accurate on long kicks. He is 6-for-7 all-time when kicking 50-plus yard field goals and **is the most accurate active NFL kicker on 50-plus yard kicks** (min: 6 att.).

50+ YARD FIELD GOAL PERCENTAGE LEADERS (ACTIVE PLAYERS)

RNK	PLAYER	TEAM	FGM	FGA	PCT
1.	CODY PARKEY	PHI./CLE./MIA.	6	7	85.7
2.	Jake Elliott	Philadelphia	5	6	83.3
3.	Matt Prater	Atl./Den./Det.	42	54	77.8
4.	Kai Forbath	Was./NO/Min.	10	13	76.9
5.	Robbie Gould	Chi./NYG/SF	25	33	75.8

MIGHTY MOUSE & JUICE RETURNING PUNTS

WR Jakeem Grant scored his first NFL touchdown in Week 5 of the 2016 season, when **he took a punt return 74 yards** to tie the game in the second quarter vs. Tennessee. It was **the seventh-longest punt return in team history** and **the fourth-longest punt return by a rookie.** WR Jarvis Landry posted a 69-yard punt return touchdown in Week 1 of the 2015 season at Washington.

With just one more punt returned for a touchdown, Grant or Landry would tie the team's all-time career leaders (Freddie Solomon, Tom Vigorito and O.J. McDuffie each had two career punt return touchdowns). **Grant and Landry are two of 37 active NFL players to have returned a punt for a touchdown in their career.**



PRO BOWL¹⁸ VOTE

MIKE POUNCEY | C

HAS NOT ALLOWED A SACK THIS SEASON

CAMERON WAKE | DE

LEADS NFL WITH 85.5 SACKS SINCE 2009

NDAMUKONG SUH | DT

HAS STARTED 93 STRAIGHT GAMES

RESHAD JONES | S

68 TACKLES; 2 INTS THIS SEASON

MICHAEL THOMAS | ST

52 SPECIAL TEAMS TACKLES SINCE 2014

JARVIS LANDRY | WR

6 TOUCHDOWN REC. (3RD IN NFL)

KENNY STILLS | WR

588 YARDS, 5 TOUCHDOWNS



WHAT TO LOOK FOR

LB KIKO ALONSO...

- Has 386 total tackles. Needs 14 tackles to reach 400 in his career.
- Has seven interceptions. Needs three interceptions to reach 10 in his career.

DE ANDRE BRANCH...

- Has 155 total tackles. Needs 45 tackles to reach 200 in his career.
- Has 22.5 sacks. Needs 2.5 sacks to reach 25.0 in his career.

QB JAY CUTLER...

- Has started 148 games. Needs two starts to reach 150 in his career.
- Has 4,762 pass attempts. Needs 238 pass attempts to reach 5,000 in his career.
- Has 2,957 completions. Needs 43 completions to reach 3,000 in his career.
- Has 34,069 passing yards. Needs 931 passing yards to reach 35,000 in his career.

LS JOHN DENNEY...

- Extending his consecutive games played streak, which currently stands at a franchise-record 202, having played in every game in his 13-year career.
- Has played in 202 games. Needs to play three games to surpass Jason Taylor (204) for second place in team history for most games played.

RB KENYAN DRAKE...

- Has one kickoff return touchdown. Needs one kickoff return touchdown to tie for second (Ted Ginn, Jr.) in all-time team history and one kickoff return touchdown to join Mercury Morris (1969-71) as the only Dolphins to return kickoffs for touchdowns in consecutive seasons.

TE ANTHONY FASANO...

- Has 2,149 receiving yards as a Dolphin. Needs 307 receiving yards to surpass Bruce Hardy (2,455) for second place in team history among tight ends.
- Has 24 receiving touchdowns as a Dolphin. Needs two receiving touchdowns to surpass Bruce Hardy (25) and become the team's all-time leader among tight ends.
- Has 294 receptions. Needs six receptions to reach 300 in his career.
- Has 3,216 receiving yards. Needs 284 receiving yards to reach 3,500 in his career.
- Has 36 touchdown receptions. Needs four touchdown receptions to reach 40 in his career.
- Has played in 174 games. Needs to play in one game to become just the 36th NFL tight end of all time to play in 175 career games.

WR JAKEEM GRANT...

- Has one punt return touchdown. Needs one punt return touchdown to tie the all-time team lead (Freddie Solomon, Tom Vigorito, O.J. McDuffie) and one punt return touchdown to join Freddie Solomon (1975-76) and Tom Vigorito (1981-82) as the only Dolphins to return punts for touchdowns in consecutive seasons.

DE WILLIAM HAYES...

- Has 46 starts. Needs to start four games to reach 50 in his career.
- Has 332 tackles. Needs 18 tackles to reach 350 in his career.
- Has 35.5 sacks. Needs 4.5 sacks to reach 40.0 in his career.

S RESHAD JONES...

- Has 9.5 sacks. Needs two sacks to surpass Jeremiah Bell (11) and become the team's all-time leader for most sacks by a defensive back.
- Has 610 tackles. Needs 40 tackles to reach 650 in his career.
- Has 18 interceptions. Needs two interceptions to reach 20 in his career.
- Has 43 passes defended. Needs seven passes defended to reach 50 in his career.

WR JARVIS LANDRY...

- Has 355 receptions and can extend his NFL record for most receptions in the first four years of a career.
- Has 567 receiving yards this season. Needs 433 receiving yards to become the first player in Dolphins history with three consecutive 1,000-yard seasons.
- Has 3,618 receiving yards. Needs 382 receiving yards to reach 4,000 for his career.
- Has 19 receiving touchdowns. Needs one touchdown reception to reach 20 for his career.
- Has one punt return touchdown. Needs one punt return touchdown to tie the all-time team lead (Freddie Solomon, Tom Vigorito, O.J. McDuffie).

CB BOBBY McCAIN...

- Has 91 total tackles. Needs nine tackles to reach 100 in his career.

S T.J. McDONALD...

- Has 295 total tackles. Needs five tackles to reach 300 in his career.
- Has 18 passes defended. Needs two passes defended to reach 20 in his career.

QB MATT MOORE...

- Has played in 48 games. Needs to play in three games to reach 50 in his career.
- Has 6,723 passing yards. Needs 277 passing yards to reach 7,000 in his career.
- Has 44 passing touchdowns. Needs six passing touchdowns to reach 50 in his career.

WR DeVANTE PARKER...

- Has 1,642 receiving yards. Needs 358 receiving yards to reach 2,000 in his career.
- Has 116 receptions. Needs 34 receptions to reach 150 in his career.
- Has eight receiving touchdowns. Needs two receiving touchdowns to reach 10 in his career.

K CODY PARKEY...

- Has 66 field goals made. Needs nine field goals made to reach 75 in his career.
- Has 95 extra points made. Needs five extra points made to reach 100 in his career.
- Has 293 points scored. Needs seven points to reach 300 in his career.

WR KENNY STILL...

- Has played in 73 games. Needs to play in two games to reach 75 in his career.
- Has 204 receptions. Needs 46 receptions to reach 250 in his career.



WHAT TO LOOK FOR

DT NDAMUKONG SUH...

- Has played in 120 games. Needs to play in five games to reach 125 in his career.
- Has 120 starts. Needs five starts to reach 125 in his career.
- Extending his consecutive games started streak, which currently stands at 93. The current mark is second among all active NFL defensive tackles (Domata Peko, 122).
- Has 26 passes defended. Needs four passes defended to reach 30 in his career.

TE JULIUS THOMAS...

- Has 2,308 receiving yards. Needs 192 receiving yards to reach 2,500 in his career.
- Has 35 receiving touchdowns. Needs five receiving touchdowns to reach 40 in his career.
- Has two seasons with 10+ touchdown receptions. Needs eight receiving touchdowns to become the fifth tight end in NFL history with three double-digit touchdown seasons (Antonio Gates, Jimmy Graham, Rob Gronkowski and Tony Gonzalez).

LB LAWRENCE TIMMONS...

- Has 35.5 sacks. Needs 4.5 sacks to reach 40.0 in his career.
- Has 13 forced fumbles. Needs two forced fumbles to reach 15 in his career.
- Has 12 interceptions. Needs three interceptions to reach 15 in his career.
- Has 44 passes defended. Needs six passes defended to reach 50 in his career.

DE CAMERON WAKE...

- Has recorded 87.5 sacks in his Dolphins career. Needs 5.5 sacks to surpass Jason Taylor (92.5) for most sacks by a Dolphins player in the first nine seasons on the team.
- Has recorded five games with three-plus sacks in his career. Needs one game with three-or-more sacks to move into a tie for first place for the most games with three-plus sacks in franchise history, joining Jason Taylor (six games).
- Has six sacks this season. Need four sacks to become the 11th player in NFL history (since 1982) and just the third in the past 15 years (John Abraham and Julius Peppers) to record a double-digit sack season at the age of 35 or older.
- Has 14 passes defended. Needs one pass defended to reach 15 in his career.
- Has 21 forced fumbles. Needs four forced fumbles to reach 25 in his career.

RB DAMIEN WILLIAMS...

- Has scored nine touchdowns (three rushing and six receiving). Needs one touchdown for 10 in his career.



WR Jarvis Landry is looking to become the first Dolphins receiver to ever post three straight 1,000-yard seasons



THE DOLPHINS VS. THE PATRIOTS

A DOLPHINS WIN WOULD...

- Mark the team's first win at Gillette Stadium since Sept. 21, 2008, snapping a streak of eight straight losses at New England.
- Be Miami's 14th win in its past 22 regular season games, its best 22-game span since they went 16-8 in 24 games from Sept. 28, 2008 to Dec. 13, 2009.
- Give the Dolphins seven wins in their past 11 regular season road contests, tied for the fourth-best mark in the NFL.
- Snap New England's six-game winning streak.

SERIES HISTORY

REGULAR SEASON (MIAMI 52-48)
POSTSEASON (NEW ENGLAND 2-1)

DATE	GAME	DATE	GAME
11/27/1966	Boston 20, at Miami 14	12/27/1992	Miami 16, at New England 13 (ot)
10/15/1967	at Boston 41, Miami 10	11/21/1993	at Miami 17, New England 13
12/17/1967	at Miami 41, Boston 32	1/2/1994	at New England 33, Miami 27 (ot)
11/24/1968	Miami 34, at Boston 10	9/4/1994	at Miami 39, New England 35
12/8/1968	at Miami 38, Boston 7	10/30/1994	Miami 23, at New England 3
11/9/1969	Miami 17, at Boston 16	9/10/1995	Miami 20, at New England 3
11/30/1969	Boston 38, at Miami 23 (at Tampa)	11/12/1995	New England 34, at Miami 17
9/20/1970	at Boston 27, Miami 14	9/1/1996	at Miami 24, New England 10
12/6/1970	at Miami 37, Boston 20	11/3/1996	at New England 42, Miami 23
10/17/1971	at Miami 41, New England 3	11/23/1997	at New England 27, Miami 24
12/5/1971	at New England 34, Miami 13	12/22/1997	New England 14, at Miami 12
11/12/1972	at Miami 52, New England 0	12/28/1997	*at New England 17, Miami 3
12/3/1972	Miami 37, at New England 21	10/25/1998	at Miami 12, New England 9 (ot)
9/30/1973	at Miami 44, New England 23	11/23/1998	at New England 26, Miami 23
10/28/1973	Miami 30, at New England 14	10/17/1999	Miami 31, at New England 30
9/15/1974	at New England 34, Miami 24	11/21/1999	at Miami 27, New England 17
12/15/1974	at Miami 34, New England 27	9/24/2000	at Miami 10, New England 3
9/28/1975	Miami 22, at New England 14	12/24/2000	Miami 27, at New England 24
12/1/1975	at Miami 20, New England 7	10/7/2001	at Miami 30, New England 10
9/19/1976	at New England 30, Miami 14	12/22/2001	at New England 20, Miami 13
10/31/1976	at Miami 10, New England 3	10/6/2002	at Miami 26, New England 13
11/13/1977	at Miami 17, New England 5	12/29/2002	at New England 27, Miami 24 (ot)
12/11/1977	at New England 14, Miami 10	10/19/2003	New England 19, at Miami 13 (ot)
10/22/1978	at New England 33, Miami 24	12/7/2003	at New England 12, Miami 0
12/18/1978	at Miami 23, New England 3	10/10/2004	at New England 24, Miami 10
10/21/1979	at New England 28, Miami 13	12/20/2004	at Miami 29, New England 28
11/29/1979	at Miami 39, New England 24	11/13/2005	New England 23, at Miami 16
10/12/1980	at New England 34, Miami 0	1/1/2006	Miami 28, at New England 26
12/8/1980	at Miami 16, New England 13 (ot)	10/8/2006	at New England 20, Miami 10
11/8/1981	Miami 30, at New England 27 (ot)	12/10/2006	at Miami 21, New England 0
12/6/1981	at Miami 24, New England 14	10/21/2007	New England 49, at Miami 28
12/12/1982	at New England 3, Miami 0	12/23/2007	at New England 28, Miami 7
1/8/1983	*at Miami 28, New England 13	9/21/2008	Miami 38, at New England 13
9/11/1983	at Miami 34, New England 24	11/23/2008	New England 48, at Miami 28
11/13/1983	at New England 17, Miami 6	11/8/2009	at New England 27, Miami 17
9/9/1984	at Miami 28, New England 7	12/6/2009	at Miami 22, New England 21
10/21/1984	Miami 44, at New England 24	10/4/2010	New England 41, at Miami 14
11/3/1985	at New England 17, Miami 13	1/2/2011	at New England 38, Miami 7
12/16/1985	at Miami 30, New England 27	9/12/2011	New England 38, at Miami 24
1/12/1986	**New England 31, at Miami 14	12/24/2011	at New England 27, Miami 24
10/5/1986	at New England 34, Miami 7	12/2/2012	New England 23, at Miami 16
12/22/1986	New England 34, at Miami 27	12/30/2012	at New England 28, Miami 0
9/13/1987	at New England 28, Miami 21	10/27/2013	at New England 27, Miami 17
12/28/1987	New England 24, at Miami 10	12/15/2013	at Miami 24, New England 20
11/6/1988	at New England 21, Miami 10	9/7/2014	at Miami 33, New England 20
11/20/1988	New England 6, at Miami 3	12/14/2014	at New England 41, Miami 13
9/17/1989	Miami 24, at New England 10	10/29/2015	at New England 36, Miami 7
12/10/1989	at Miami 31, New England 10	1/3/2016	at Miami 20, New England 10
9/9/1990	Miami 27, at New England 24	9/18/2016	at New England 31, Miami 24
10/18/1990	at Miami 17, New England 10	1/1/2017	New England 35, at Miami 14
10/6/1991	Miami 20, at New England 10		
11/10/1991	at Miami 30, New England 20		
10/18/92^	at Miami 38, New England 17		

* - AFC Wild Card playoff game
** - AFC Divisional game
*** - AFC Championship game

CONNECTIONS

PRO CONNECTIONS

- Dolphins Executive VP of Football Operations **Mike Tannenbaum** was a player personnel assistant for the Browns (1995), while Patriots Head Coach **Bill Belichick** served in the same position for Cleveland. Tannenbaum later joined the Jets' personnel department (1997-2012) at the same time Belichick was the asst. head coach/secondary coach (1997-99).
- Dolphins General Manager **Chris Grier** began his NFL career as an intern for the Patriots in 1994 and later served as a regional scout from 1995-1999. Grier is a native of Holliston, Mass. and attended the University of Massachusetts-Amherst, where he played football his first two years and later served as an ungraduated assistant.
- Dolphins Head Coach **Adam Gase** was the Bronco's wide receivers coach (2009-10) during the same time Patriots Offensive Coordinator/Quarterbacks Coach **Josh McDaniels** served as Denver's head coach. Also, Dolphins Offensive Quality Control Coach **Chris Kuper** played guard on the Broncos' offensive line during this time.
- Patriots Owner **Robert Kraft** and former Dolphins Owner **Joe Robbie** are two of only five owners in history whose teams had at least 200 wins and a winning percentage of over .600 during their tenure.
- Dolphins **G Ted Larsen** was selected by the Patriots in the sixth round (205th overall) of the 2010 NFL draft. Larsen never saw regular season action for the Patriots as he was waived at the end of training camp.
- Patriots **RB Mike Gillislee** was selected by the Dolphins in the fifth round (164th overall) of the 2013 NFL draft. In two years with the team, he appeared in three games, totaling 21 yards on six carries.
- Patriots **LB Trevor Reilly** spent time with the Dolphins in 2016-17. He played the final two regular season games for the Dolphins in 2016 after spending Weeks 7-15 on the Patriots practice squad, recording two special teams tackles. In 2017, he spent the first four weeks of the season on the Dolphins practice squad and was claimed by the Patriots on Oct. 12.
- Dolphins **Wide Receivers Coach Shawn Jefferson** played receiver for the Patriots from 1996-99. In four seasons with the Patriots, he had 178 receptions for 3,081 touchdowns and 14 touchdowns.
- Dolphins **Assistant Defensive Line Coach Andre Carter** played for the Patriots in 2011 and 2013. In 2011, Carter recorded 52 tackles and two forced fumbles and was tied for the team lead in sacks with 10.0.
- Hall of Fame **LB Nick Buoniconti** played for the Boston Patriots (1962-68) and the Dolphins from 1969-74 and 1976. Buoniconti was an AFL All-Star for both the Patriots and Dolphins, a two-time Pro Bowler for Miami and part of the famed Killer B's Dolphins defense in the 1970s.

COLLEGE CONNECTIONS

- Dolphins **K Cody Parkey** played with Patriots **DB Jonathan Jones** at Auburn from 2012-13 and **DB Brandon King** in 2013.
- Dolphins **DE Andre Branch** played with Patriots **TE Dwayne Allen** at Clemson from 2008-11. In 2011, Branch led the team in sacks with 10.5 and was third in tackles with 77, while Allen scored eight touchdowns and was third in receiving yards (598).
- Dolphins **C Mike Pouncey** played with Patriots **RB Mike Gillislee** at Florida from 2009-10. In 2010, Pouncey helped Gillislee run for 325 yards and seven touchdowns on 58 carries.
- Patriots **WR Phillip Dorsett** and Dolphins **WRs Rashawn Scott** (2011-15) and **Malcolm Lewis** (2012-16) all played receiver at Miami. Dorsett led the Hurricanes with 871 receiving yards and 10 touchdowns in 2014, while Scott led the team with 695 yards and five touchdowns in 2015.
- Dolphins **DT Ndamukong Suh** played with Patriots **RB Rex Burkhead** at Nebraska in 2009. That season, Suh led the defense with 85 tackles and 12.0 sacks, while Burkhead was second on the team in rushing with 346 yards and three touchdowns.
- Dolphins **S Michael Thomas** (2008-11) played with Patriots **CB Johnson Bademosi** (2008-11), **OL Cameron Fleming** (2010-13) and **DB Jordan Richards** (2011-14) at Stanford. In 2011, Thomas (66), Bademosi (48) and Richards (31) combined for 145 tackles.
- Dolphins **QB Matt Moore** and Patriots **WR Matthew Slater** were teammates at UCLA in 2003.
- Dolphins **G Isaac Asiata**, Patriots **LB Trevor Reilly** and **DB Eric Rowe** played together at Utah in 2013. Asiata and Rowe also played together in 2014.

HIGH SCHOOL/HOMETOWN CONNECTIONS

- Patriots **RB Mike Gillislee** attended DeLand (Fla.) High School.
- Patriots **RB James White** and **WR Phillip Dorsett** grew up in Fort Lauderdale, Florida and attended St. Thomas Aquinas High School. White is related to former University of Miami standout **WR Santana Moss**.
- Dolphins Executive Vice President of Football Operations **Mike Tannenbaum** is a native of Needham, Mass. and attended the University of Massachusetts-Amherst.
- Dolphins General Manager **Chris Grier** grew up in Holliston, Mass., 15 miles away from Foxborough. He attended the University of Massachusetts Amherst.



THE DOLPHINS VS. THE PATRIOTS

SERIES FACTS (TEAM)

MIAMI'S LARGEST MARGIN OF VICTORY:

52 (at Miami 52, New England 0, 11/12/72)

NEW ENGLAND'S LARGEST MARGIN OF VICTORY:

34 (at New England 34, Miami 0, 10/12/80)

CURRENT SERIES STREAK:

New England 2 (9/18/16 - 1/1/17)

MIAMI'S LARGEST WIN STREAK:

9 (9/17/89 - 11/21/93)

NEW ENGLAND'S LARGEST WIN STREAK:

7 (Twice, most recent: 10/4/10 - 10/27/13)

MOST POINTS BY MIAMI:

52 (at Miami 52, New England 0, 11/12/72)

MOST POINTS BY NEW ENGLAND:

49 (New England 49, at Miami 28, 10/21/07)

MOST POINTS, BOTH TEAMS:

77 (New England 49, at Miami 28, 10/21/07)

FEWEST POINTS BY MIAMI:

0 (Four times, most recent: at New England 28, Miami 0, 12/30/12)

FEWEST POINTS BY NEW ENGLAND:

0 (Twice, most recent: at Miami 21, New England 0)

FEWEST POINTS, BOTH TEAMS:

3 (at New England 3, Miami 0, 12/12/82)

SERIES SUPERLATIVES

DOLPHINS

RUSHING YARDS:

197, Mercury Morris, at Miami, 9/30/73

PASSING YARDS:

473, Dan Marino, at Miami, 9/4/94

RECEPTIONS:

12, Jim Jensen, at New England, 11/6/88

RECEIVING YARDS:

211, Irving Fryar, at Miami, 9/4/94

PATRIOTS

RUSHING YARDS:

164, Jim Nance, at Miami, 12/17/67

PASSING YARDS:

517, Tom Brady, at Miami, 9/12/11

RECEPTIONS:

13, Julian Edelman, at Miami, 12/15/13

RECEIVING YARDS:

182, Stanley Morgan, at New England, 11/8/81

DOLPHINS PLAYERS VS. THE PATRIOTS

PLAYER	GP	RECORD	PASSING				
			A-C-I	YDS	PCT	TD	RTG
Matt Moore	3	0-3	96-55-2	683	57.3	6	91.6
Jay Cutler	3	0-3	82-49-5	547	59.8	4	70.5
TOTALS	6	0-6	178-104-7	1,230	58.4	10	81.9

PLAYER	GP	ATT	RUSHING				
			YDS	AVG	LG	TD	
Jay Cutler	3	6	45	7.5	14	0	
Kenyan Drake	2	6	22	3.7	7T	1	
Damien Williams	5	5	16	3.2	8	0	
Jarvis Landry	6	2	6	3.0	5	0	
Matt Moore	3	3	-8	-2.7	0	0	
TOTALS	19	22	81	3.7	14	1	

PLAYER	GP	NO	RECEIVING				
			YDS	AVG	LG	TD	
Jarvis Landry	6	39	453	11.6	33	1	
Anthony Fasano	11	27	394	14.6	26	1	
DeVante Parker	4	18	257	14.3	46	1	
Kenny Stills	5	13	213	16.4	34T	3	
Julius Thomas	2	10	118	11.8	37	1	
Damien Williams	5	8	70	8.8	22	0	
MarQueis Gray	6	4	28	7.0	10	0	
Kenyan Drake	2	2	6	3.0	4	0	
TOTALS	41	121	1,539	12.7	46	7	

PLAYER	GP	KOR	KICKOFF RETURNS				
			YDS	AVG	LG	TD	
Jarvis Landry	6	5	150	30.0	50	0	
Kenyan Drake	2	2	36	18.0	21	0	
Damien Williams	5	1	19	19.0	19	0	
Jakeem Grant	2	1	19	19.0	19	0	
TOTALS	15	9	224	24.9	50	0	

PLAYER	GP	PR	PUNT RETURNS				
			YDS	AVG	LG	TD	
Jarvis Landry	6	11	108	9.8	32	0	
Jakeem Grant	2	2	14	7.0	14	0	
TOTALS	8	13	122	9.4	32	0	

PLAYER	GP	NO	PUNTING					
			YDS	AVG	LG	TB	I20	NET
Matt Haack	1	7	333	47.6	64	1	1	40.3
TOTALS	1	7	333	47.6	64	1	1	40.3

PLAYER	GP	FGM	FGA	LG	KICKING			
					XP	XPA	KO	TB
Cody Parkey	1	0	0	-	1	1	3	2
TOTALS	1	0	0	-	1	1	3	2



THE DOLPHINS VS. THE PATRIOTS

DOLPHINS PLAYERS VS. THE PATRIOTS

PLAYER	GP	DEFENSE						
		SOLO	ASST	SK	INT	PD	FF	FR
Reshad Jones	12	50	33	1.0	1	2	0	0
Lawrence Timmons	8	34	20	0.0	1	3	0	0
Cameron Wake	15	26	8	9.5	0	1	2	0
Kiko Alonso	5	19	23	0.0	0	0	1	2
Michael Thomas	6	17	7	1.0	1	3	1	0
Ndamukong Suh	6	16	14	1.5	0	1	0	0
Bobby McCain	4	9	4	0.0	0	1	1	0
Walt Aikens	6	8	2	0.0	0	0	0	0
Alterraun Verner	1	6	3	0.0	0	0	0	0
William Hayes	3	5	1	0.0	0	0	0	0
Jordan Phillips	4	5	3	0.0	0	1	0	0
Xavien Howard	2	5	3	0.0	0	1	0	0
Mike Hull	3	5	0	0.0	0	0	0	0
Terrence Fede	5	3	6	0.0	0	0	0	0
T.J. McDonald	1	2	3	0.0	0	1	0	0
Andre Branch	2	0	3	0.0	0	0	0	0
TOTALS	83	210	133	13.0	3	14	5	2



DE Cameron Wake has 9.5 sacks in 15 career games against New England, the second-most sacks against a single team in his career.

HOW THEY COMPARE

DOLPHINS		CATEGORY	PATRIOTS	
STAT	RNK		RNK	STAT
292.3	30	Total Offense	2	410.5
211.9	20	Passing Offense	1	304.5
80.4	29	Rushing Offense	16	106.0
15.7	31	Scoring Offense	4	29.0
18	9	Sacks Allowed	14t	23
35.2	26	Third Down Offense	5	45.5
61.9	4t	Red Zone Offense	17	53.5
339.2	17	Total Defense	32	401.9
229.3	17	Passing Defense	32	282.0
109.9	14	Rushing Defense	24t	119.9
25.4	25t	Scoring Defense	12	20.3
17	26t	Sacks	26t	17
39.5	16	Third Down Defense	25	42.4
70.4	31	Red Zone Defense	13t	50.0
8	30	Takeaways	18t	13
17	26t	Giveaways	1	4

STATISTICAL LEADERS

CATEGORY	DOLPHINS		PATRIOTS	
	PLAYER	STAT	PLAYER	STAT
Completion Pct.	J. Cutler	64.6	T. Brady	68.7
Passing Yards	J. Cutler	1,602	T. Brady	3,146
Passer Rating	J. Cutler	82.7	T. Brady	110.9
Rushing Yards	J. Ajayi	138	D. Lewis	386
Yards Per Carry	K. Drake	5.5	D. Lewis	4.7
Rushing TDs	K. Drake	1	M. Gillislee	4
Receptions	J. Landry	67	J. White	46
Receiving Yards	K. Stills	588	B. Cooks	786
Receiving TDs	J. Landry	6	Two tied	5
Tackles	K. Alonso	69	K. Van Noy	64
Sacks	C. Wake	6.0	Two tied	4.0
Interceptions	R. Jones	2	Two tied	2
Forced Fumbles	Two tied	2	Five tied	1
Special Tms Tcks	M. Thomas	9	N. Ebner	8



THE LAST MEETING

2016 – WEEK 17

JAN. 1, 2017 | MIAMI GARDENS, FLA.
HARD ROCK STADIUM
ATTENDANCE: 66,163 | TV: CBS

SCORING SUMMARY

	1	2	3	4	F
New England	14	6	7	8	35
Miami	0	7	7	0	14

NEW ENGLAND 35

MIAMI 14

The Dolphins ended the regular season with a 35-14 loss against the New England Patriots on Sunday, clinching a date with the Pittsburgh Steelers in the wild-card playoffs next weekend.

The loss gave the Dolphins a final 10-6 record for the regular season and ensured they would have the No. 6 seed in the AFC playoffs. Pittsburgh came into the day already assured of having the No. 3 seed.

The Dolphins will play at Heinz Field on Sunday at 1 p.m.

Matt Moore, making his third start at quarterback in place of injured starter Ryan Tannehill, threw touchdown passes to Jarvis Landry and Kenny Stills to account for the Dolphins scoring.

Tom Brady threw three touchdown passes for New England, including a 77-yard hook-up with Julian Edelman in the third quarter after the Dolphins had cut a 20-0 deficit to 20-14. The other TD passes went to tight end Martellus Bennett and wide receiver Michael Floyd, and LeGarrette Blount scored on a 1-yard run with 5:33 left in regulation.

The Dolphins had a chance to cut into the Patriots' 27-14 lead midway through the fourth quarter after getting a first-and-goal at the 6-yard line, but Damien Williams fumbled after making a short reception on second down and linebacker Shea McClellin returned the fumble 69 yards. Blount scored three plays later.

The Dolphins fell behind 20-0 but built some momentum late in the first half when Landry scored his fourth touchdown of the season.

The score capped a 10-play, 75-yard drive during which Moore was 7-for-7, including an 11-yard completion to Williams on a third-and-4 from the New England 41-yard line.

Landry scored with a great second effort after taking a big hit at the 1-yard line. After his momentum was pushed back a couple of yards, Landry fought his way into the end zone.

New England had a chance to add to its lead on the final play of the first half, but Stephen Gostkowski was wide right on a 52-yard field goal attempt.

The Dolphins scored again on the first drive of the second half when they marched 75 yards on 12 plays, the last being Moore's 25-yard touchdown pass to Stills down the middle.

The touchdown came on third down, the Dolphins' fourth third-down conversion of the drive.

SCORING DRIVES

TEAM	QTR	TIME	PLAY (EXTRA POINT) (DRIVE INFO)	NE	MIA
Patriots	1	7:28	M.Bennett 2 yd. pass from T.Brady (S.Gostkowski kick) (13-75, 7:32)	7	0
Patriots	1	3:44	M.Floyd 14 yd. pass from T.Brady (S.Gostkowski kick) (5-45, 1:59)	14	0
Patriots	2	14:56	S.Gostkowski 40 yd. Field Goal (8-34, 2:58)	17	0
Patriots	2	3:21	S.Gostkowski 26 yd. Field Goal (15-82, 8:19)	20	0
Dolphins	2	0:28	J.Landry 8 yd. pass from M.Moore (A.Franks kick) (10-75, 2:53)	20	7
Dolphins	3	8:39	K.Stills 25 yd. pass from M.Moore (A.Franks kick) (12-75, 6:21)	20	14
Patriots	3	6:41	J.Edelman 77 yd. pass from T.Brady (S.Gostkowski kick) (3-80, 1:58)	27	14
Patriots	4	5:33	L.Blount 1 yd. run (T.Brady-J.Edelman pass) (6-18, 3:02)	35	14

GAME STATISTICS

RUSHING (Att-Yds-TD):

New England: L. Blount 14-51-1, D. Lewis 11-48, J. White 2-9, T. Brady 1-6, J. Edelman 1-6.
Miami: J. Ajayi 16-59, K. Drake 4-10, D. Williams 2-5, J. Grant 1-1.

PASSING (A-C-Y-TD-Int):

New England: T. Brady 33-25-276-3-0, J. Garoppolo 1-0-0-0-0.
Miami: M. Moore 34-24-205-2-1.

RECEIVING (Rec-Yds-TD):

New England: J. Edelman 8-151-1, C. Hogan 4-27, J. White 4-21, M. Floyd 3-36-1, M. Bennett 3-33-1, D. Lewis 2-4, M. Lengel 1-4.
Miami: J. Landry 9-76-1, D. Parker 5-45, K. Stills 4-41-1, D. Williams 3-23, J. Ajayi 3-20.

SACKS (Sk-Yds):

New England: None.
Miami: None.

INTERCEPTIONS (Int-Yds):

New England: L. Ryan 1-0.
Miami: None.

FORCED FUMBLES:

New England: J. Jones 1, D. McCourty 1.
Miami: None.

FUMBLE RECOVERIES (No-Yds):

New England: S. McClellin 1-69.
Miami: None.

TEAM STATS

	NE	MIA
First Downs	22	16
Rushing	8	3
Passing	12	13
Penalty	2	0
3rd-Down Efficiency	7 for 12	7 for 12
4th-Down Efficiency	0 for 0	0 for 0
Total Net Yards	396	280
Total Net Plays	63	57
Average Gain	6.3	4.9
Net Yards Rushing	120	75
Rushes	29	23
Yards per Rush	4.1	3.3
Net Yards Passing	276	205
Completed - Attempted	25-34	24-34
Yards per Pass Play	8.1	6.0
Sacked - Yards Lost	0-0	0-0
Had Intercepted	0	1
Punts - Average	3-146-48.7	5-206-41.2
Return Yardage	25	54
Punts - Return Yards	1-0	2-14
Kickoffs - Return Yards	2-27	2-40
Interceptions - Return Yards	1--2	0-0
Penalties - Yards	7-64	9-73
Fumbles - Lost	0-0	3-1
Red-Zone Efficiency	3 for 4	1 for 2
Goal-to-Go Efficiency	2 for 3	0 for 1
Time of Possession	31:22	28:38



MIAMI DOLPHINS 2017 DRAFT CLASS


Rd 1 // Pick 22



**Charles
HARRIS**

Missouri // DE
6-3 // 260


Rd 2 // Pick 54



**Raekwon
McMILLAN**

Ohio State // LB
6-2 // 243

Rd 3 // Pick 97



**Cordrea
TANKERSLEY**

Clemson // CB
6-1 // 200

Rd 5 // Pick 164



**Isaac
ASIATA**

Utah // G
6-3 // 323

Rd 5 // Pick 178



**Davon
GODCHAUX**

LSU // DT
6-4 // 299

Rd 6 // Pick 194



**Vincent
TAYLOR**

Oklahoma State // DT
6-3 // 310

Rd 7 // Pick 237



**Isaiah
FORD**

Virginia Tech // WR
6-2 // 195

MIAMI DOLPHINS 2017 UNDRAFTED ROOKIE CLASS




**Chase
ALLEN**

Southern Illinois // LB
6-4 // 241




**Matt
HAACK**

Arizona State // P
6-1 // 185



**Malcolm
LEWIS**

Miami (Fla.) // WR
5-10 // 190




**Cameron
MALVEAUX**

Houston // DE
6-6 // 270



**Torry
McTYER**

UNLV // CB
6-0 // 195




**Drew
MORGAN**

Arkansas // WR
6-0 // 193



**Eric
SMITH**

Virginia // T
6-5 // 300



**Maurice
SMITH**

Georgia // S
6-0 // 195



HARD ROCK STADIUM MODERNIZATION



Hard Rock Stadium is a global entertainment destination that encompasses art, culture, some of the best food in the region, diversity, an elevated fan experience and the best Miami has to offer. The venue serves as home to the Miami Dolphins, University of Miami football team, Orange Bowl, Super Bowl LIV and the 100th anniversary of the NFL, College Football Playoff Semifinals, major concerts, international soccer and a host of world-class events. This multi-purpose, open-air complex is in the midst of a multi-year, \$500 million renovation to enhance the fan experience. The modernization is being privately funded by Stephen Ross.



#ARTUNEXPECTED

Goldman Global Arts and the Miami Dolphins collaborated to transform Hard Rock Stadium into a vibrant, monumental public art experience. Highlighting 18 artists from ten countries, the landmark mural project looks to create an artistic legacy and cement Hard Rock Stadium as an iconic, world class, cultural venue of Miami.

The collection at Hard Rock Stadium is one of the world's largest street art museums, curated by Goldman Global Arts. The exceptional line-up of international artists brings a variety of techniques and styles together to create a jaw-dropping tapestry of urban art contained in a single location.





HARD ROCK STADIUM MODERNIZATION

NEW SEATING PRODUCTS

Hard Rock Stadium's modernization included doubling unique seating experiences from 8 to 16. Some of the newest seating products include:


The 72 Club: The 598 seats in the 72 Club take the premium seating experience to another level. It's the most luxurious seating experience in all of South Florida sports and entertainment. Seats are double-padded, have 11 inches more legroom and are located at midfield. At any point in-game, guests are able to walk on the field on their way to a private club designed by the Rockwell Group.



Living Room Boxes: Hard Rock Stadium created four-person private Living Room Boxes. Located on the 35-yard line and within the Atos Club presented by Dell EMC and Ford Field Clubs in the end zones, Living Room Boxes are the biggest, most comfortable seats in the stadium. These boxes give guests the ability to watch replays and highlights on their own private screens.

Hyundai Club: The Hyundai Club is a club located between the 30-yard lines on the north side that offers wider, padded seats. The club is designed by the Rockwell Group.

Corner Terraces: The 100 level Corner Terraces provide a unique social experience where guests can watch the game from a high-top table and comfortable swivel chairs. Corner Terraces provide guests the enjoyment of sitting with family or friends without being confined to a row of seats.



PHASE I

Phase I of the project that was completed for the 2015 season changed every seat in the stadium, rebuilt the concourses on the 100 and 300 levels, reduced capacity from 76,018 to 64,767, moved seats 25 feet closer to the field on the north and south sidelines, introduced five new premium spaces and allowed fans to enjoy improved food, enhanced concourses and 16 new restroom facilities throughout the venue.

Hard Rock Stadium's renovation stands apart in enhancing every fan experience. In delivering a new caliber of luxury, Phase I introduced The NINE hosted by Aston Martin Residences Miami, The 72 Club, the Hyundai Club, Ford Field Club and the Atos Club presented by Dell EMC.

For the everyday fan, new seating experiences debuted in the corner terraces, providing a unique social experience where guests watch the game from a half-round table and comfortable swivel chairs. Corner Terraces provide guests the enjoyment of sitting with family or friends without being confined to a row of seats.

The NINE hosted by Aston Martin Residences Miami: The NINE hosted by Aston Martin Residences Miami are nine open-air suites between the 30-yard lines that connect to a private club designed by the Rockwell Group. The NINE offers the best view of the field with the convenience of a private club.





HARD ROCK STADIUM MODERNIZATION

PHASE II

For the 2016 season, a state-of-the-art canopy was installed that keeps as many as 92 percent of fans in the shade and protected from the rain along with four giant high-definition video boards.

On Aug. 17, 2016, the Miami Dolphins christened the second phase of the renovation with a landmark 18-year naming rights agreement with Hard Rock International to name the newly renovated facility Hard Rock Stadium.

Video Boards

- Four 1,472-inch screens in each corner of the stadium for a total of 22,400 sq. ft. – the largest in the AFC East (compared to 12,000 total square footage in old stadium).
- A total of 18 million LEDs will showcase game day on the boards.
- High-definition picture positioned for easy sightlines for every fan.

Miami Dolphins
TOTAL: 22,400 SQ. FT.



NEW YORK JETS
TOTAL: 14,160 SQ. FT.



BUFFALO BILLS
TOTAL: 12,253 SQ. FT.



NEW ENGLAND PATRIOTS
TOTAL: 11,306 SQ. FT.



SHADE CANOPY

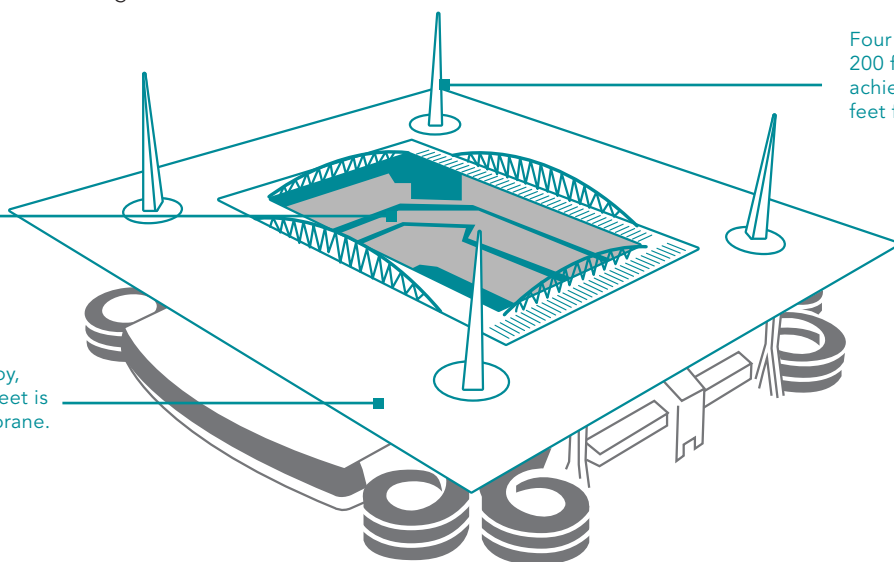
- Shades approximately 92 percent of fans (increase from 17 percent in old stadium).
- The shade canopy is approximately 626,000 square feet [14.37 acres] and is comprised of 17,000 tons of steel.
- Covering the remainder of the canopy area [94,000 square feet] immediately adjacent to the ocular over the field is a translucent material called ETFE. This material provides supplemental light in the bowl while reducing solar heat.
- Four spires rise an additional 200 feet above the roof surface achieving a total height of 357 feet from the ground. Several steel cables secured at the top of each spire will be extended to the roof to provide additional structural support. Cable diameters range between 3.5" to 5.5" in diameter.

FIELD FACTS

- First team in the NFL to use Paspalum Platinum (shorter versions are Platinum TE or TE). The TE species works well in warm climates with growth not hindered in shade.
- Texture: Courser, thicker grass
- Feel: TE is thicker and lusher so there is a difference in feel and cushion in footing
- Sustainability: More shade tolerance
- Growth: TE grows aggressively and requires less nitrogen in the fertilizer than Bermuda.
- Color Variation: TE is a lighter green shade.

Shades approximately 92 percent of fans (increase from 17 percent currently).

The main area of canopy, some 530,000 square feet is a single ply TPO membrane.



Four Spires rise an additional 200 feet above the roof surface achieving a total height of 357 feet from the ground



HARD ROCK STADIUM MODERNIZATION

ALL NEW BANKUNITED CLUB LEVEL

The 2017 renovation brought additional luxury to the midsection of the stadium, renovating the BankUnited Club Level.

- Hard Rock Stadium's 147 suites were completely renovated during the 2016-2017 offseason. These suites offer luxury and comfort in the ultimate setting to watch any event.
- Suites vary in size from 10 seats up to 50 seats offering air conditioning and NFL Sunday Ticket, multi-feed sound systems, refrigerators, ice-makers and private telephone services.
- Suite attendants provide personal service in each suite during the games. Centerplate caters the suites with a wide-variety of food and beverages from which to choose.

New in 2017, Hard Rock Stadium features Theatre Boxes on the BankUnited Club Level. These 4-6 person individual boxes are located in a shared suite environment with inclusive food and beverage. Hard Rock Stadium also debuted four new corner clubs, – including the new UHealth, University of Miami Health System Cornerstone Club – giving suite members access to the corner's interior space and bar.



PHASE III

Unveiled in 2017 are remodeled, modernized suites throughout the stadium offering a more intimate club space on the BankUnited Club Level with improved amenities and food, as well as the addition of theatre boxes and four new corner clubs.

Phase III of the renovation brought new party terraces on the 300 level of Hard Rock Stadium. These party terraces have a bar that services guests on the concourse, as well as a double-sided bar with awesome views of the field. Each corner includes two semi-private spaces that each can hold up to 100 people – creating a new experience for a total of 800 guests per event. The Dolphins additionally have made a commitment to donate a party terrace of 100 military tickets each game to local troops serving our country.

Throughout Phase III of the renovation, the exterior of the facility saw enhancements in the redesign of the parking lots and landscaping.

A NEW LUXURY PARTNERSHIP

Hard Rock Stadium has attracted world-renowned iconic brands to the space, including a great partnership with Aston Martin Residences Miami. Luxury real estate company G&G Business Developments and the Miami Dolphins announced a long-term partnership to rename The NINE hosted by Aston Martin Residences at 300 Biscayne Boulevard Way.

During the Phase III renovations, The NINE also received new teak flooring, enhancing the most luxurious atmosphere in sports to create the feel of watching a game from the back of a yacht.





MIAMI DOLPHINS IN THE COMMUNITY



The Dolphins distributed 500 Thanksgiving meals from Publix

MIAMI DOLPHINS PARTNER WITH HYUNDAI TO DISTRIBUTE THANKSGIVING MEALS AND CONTINUE SERVING THE SOUTH FLORIDA COMMUNITY

Miami, FL – The Miami Dolphins have continued their longstanding tradition of serving the community and assisting those in need during the 2017 season. Throughout the year, Dolphins players, cheerleaders, alumni and staff have visited numerous schools, hospitals and community centers throughout Miami-Dade, Broward and Palm Beach counties.

As the holidays approach, the Dolphins stayed true to their commitment to serve the community. On Monday afternoon, the Dolphins partnered with Hyundai to distribute Thanksgiving meals to 500 South Florida families.

"Hyundai is proud to again partner with the Miami Dolphins Thanksgiving outreach program," Hyundai Regional Merchandising Manager Mike Donahoo said. "Giving back in the communities our team members live and work in is a big part of who we are; it's very rewarding and we have looked forward to participating."

The event commenced with Executive Vice President of Football Operations Mike Tannenbaum greeting the families at the Baptist Health Training Facility at Nova Southeastern University.

"We're proud to continue this long-standing tradition in South Florida with our team and coaches," Tannenbaum said. "We're invested in giving back, and always look forward to this event around Thanksgiving to help bring joy to the holiday for those in need."

Players, coaches, mascot T.D., the Miami Dolphins Women's Organization and Hyundai staff lined up to distribute meals from Publix that serve 7-8 people each and include a turkey, mashed potatoes, turkey gravy, stuffing, marshmallow delight and cranberry-orange relish. The families, pre-selected by Feeding South Florida from 50 nonprofit partner agencies, also had the chance to take photos with and get autographs from the players.

"Usually for most of the week we're focusing on playing the game that we love, but there's so much more that goes on in this community, it's bigger than football," Dolphins Defensive End Cameron Wake said. "When you get the time to step away from the game and focus on things that matter – like the less fortunate – doing whatever you can for the people that cheer you on and seeing the smiles on their faces with your brothers, it's a tremendous honor and we're having a lot of fun at the same time."

In total over the recent weeks, the Dolphins distributed Publix gift cards and turkeys to feed more than 1500 families throughout South Florida, including visits with alumni, cheerleaders and executives to West Miami, Little Haiti, Miami Gardens, North Miami, North Miami Beach, Liberty City, Hialeah/Miami Lakes, Little Havana and South Dade. This event follows players, alumni and staff last week taking 125 students shopping for their Thanksgiving meals at Publix.



(L-R) T Eric Smith, C Mike Pouncey, DE Cameron Malveaux and LS John Denney help distribute Thanksgiving meals



LB Lawrence Timmons helped deliver meals at the Dolphins Thanksgiving Meal Distribution presented by Hyundai



MIAMI DOLPHINS IN THE COMMUNITY



Dolphins mascot TD entertains children at the Publix Kids and Fins Shopping Spree event

MIAMI DOLPHINS AND PUBLIX PARTNER FOR 15TH YEAR TO HOST 125 STUDENTS AT KIDS AND FINS SHOPPING SPREE

Miami, FL – The Miami Dolphins and Publix came together to take 125 students from four schools in the tri-county area shopping for Thanksgiving meals. Dolphins players, cheerleaders, mascot T.D. as well as Miami Dolphins Women's Organization members and Ft. Lauderdale Police walked up and down the Publix aisles with kids checking items off their Thanksgiving shopping lists. The event, started in 2003, celebrates 15 years and hosting more than 1,400 students throughout the Palm Beach, Broward and Miami-Dade area as they shop and prepare for the upcoming holiday.

"We are proud of our long-standing partnership with the Miami Dolphins," Publix Director of Media & Community Relations Maria Brous said. "We are in a unique position to make an impactful difference in the lives of our children and to make memories that will last a lifetime. We are grateful to have this opportunity to serve our community."

Prior to embarking on their shopping spree, the kids – ranging from 6 to 18 years old – received a Kids and Fins T-shirt and got to mingle and enjoy a dinner party with cheerleaders and alumni. Alumnus Twan Russell MC'd the event while cheerleaders Agustina, Britt, Emily, Jamie, Jenny and Whitney danced and spent time with the participants. The students, from Henry D. Perry Center in Broward County, H.L. Watkins Middle School in Palm Beach County and Agenoria S. Paschal/Olinda Elementary School and West Homestead K-8 Center in Miami-Dade County, were selected by their principals to participate in this event.

In all, 16 players – Leonte Carroo, John Denney, Kenyan Drake, Matt Haack, Malcolm Lewis, Kolby Listenbee, Rey Mauluga, Drew Morgan, Cody Parkey, Rashawn Scott, De'Veon Smith, Eric Smith, Kenny Stills, Ryan Tannehill, Gabe Wright and Sam Young – were at Publix to help the kids fill up their shopping carts for the holiday. The Miami Dolphins Special Teams volunteers, members of the Miami Dolphins Women's Organization, Fort Lauderdale police officers and Dolphins alumni Elmer Bailey, Larry Ball, Bob Brudzinski, Troy Drayton, Roy Foster, Lorenzo Hampton, Anthony Harris, Jim Jensen, Lousaka Polite, Ken Poole, Twan Russell, Bryant Salter, Jed Weaver and Shawn Wooden also aided in the shopping effort.

"We had a great time. The boys I was with didn't have a list or anything so we just went through every aisle and figured out what they wanted," Dolphins wide receiver Kenny Stills said of the event. "This event is special because I get to spend time with the kids and let them make all of the decisions. I love spending time with the kids and having the opportunity to be out here."



WR Kenny Stills helped a student find a turkey for Thanksgiving



RB Kenyan Drake takes a selfie with a child while they check items off her Thanksgiving shopping list.



MIAMI DOLPHINS IN THE COMMUNITY

MIAMI DOLPHINS COLLABORATE WITH FACEBOOK & ASBN TO LIVE STREAM HIGH SCHOOL FOOTBALL GAMES ACROSS MIAMI-DADE AND BROWARD COUNTIES

Miami, Fla. – The Miami Dolphins announced they are working with Facebook and ASBN to become the first NFL team to live stream high school football games on the social platform. The games, featuring teams from Miami-Dade and Broward counties, will be available to people on Watch, Facebook's new platform for shows. Fans can add these games to their watchlist by following the [Miami Dolphins High School Live Show Page](#).

Prior to kickoff, the Dolphins also will stream "The Audible: Football Fridays," a 30-minute program hosted by former Dolphins Kim Bokamper and Joe Rose. The social and interactive show promotes high school football in both counties, talks about the upcoming Dolphins game and is available on Facebook, Periscope and YouTube. The show's earlier announced slate of games now features five rescheduled matchups due to Hurricane Irma.

The first streamed contest featured Deerfield Beach High School vs. St. Thomas Aquinas High School on Friday, Oct. 6 at 7 p.m. ET. Those tuning into the broadcast will hear analysis and discussion from correspondents and audience interaction will be encouraged via live chats.

"By working with Facebook and ASBN, the Miami Dolphins are once again proving to be innovative adaptors by bringing football and technology together," Miami Dolphins Senior Vice President of Communications & Community Affairs Jason Jenkins said. "This program will further our mission of celebrating youth football in South Florida and now bring the stories of these coaches, players and teams to a national audience."

MIAMI DOLPHINS HIGH SCHOOL LIVE & "THE AUDIBLE: FOOTBALL FRIDAYS" SCHEDULE

DATE	TIME	GAME	LOCATION
10/6	7 p.m.	Deerfield Beach at St. Thomas Aquinas	St. Thomas Aquinas
10/13	7 p.m.	American Heritage at Cardinal Gibbons	Cardinal Gibbons
10/20	7 p.m.	Miami Northwestern vs. Miami Central	Traz Powell Stadium
10/27	7 p.m.	Miramar at Western	Western
11/3	7 p.m.	Miramar at St. Thomas Aquinas	St. Thomas Aquinas



Joe Rose and Kim Bokamper host The Audible: Football Friday and were joined by Dolphins CB Jordan Lucas and SVP of Alumni Relations and Dolphins alumni Nat Moore



MIAMI DOLPHINS IN THE COMMUNITY

MIAMI DOLPHINS AND ROSS INITIATIVE IN SPORTS FOR EQUALITY (RISE) ANNOUNCE YOUTH PROGRAMS WEEK 11 AWARD WINNERS

Miami – The Miami Dolphins and the Ross Initiative in Sports for Equality (RISE) announced their Week 11 award winners in a program designed to recognize the members of the community who have demonstrated their commitment to being leaders on and off the field.

Each week, the Dolphins identify a high school coach of the week, high school player of the week, youth player of the week and team mom of the week. Award recipients are presented with a plaque on the field during a Dolphins home game at Hard Rock Stadium and receive acknowledgement of their accomplishment in the game program and through the Dolphins' and RISE's social media platforms. They also receive tickets to a Miami Dolphins home game, access to the Dolphins/RISE pregame tailgate and a Dolphins/RISE T-shirt. For each home game, the Dolphins identify a team of the week and they will be on the field during the national anthem. The program concludes at the Dolphins-Patriots game on December 11 where the Dolphins will honor yearly award winners in all categories with the exception of the team of the year.



Youth Player of the Week Schneider Joseph (East Boynton Wildcats 12U)

Week 11 Winners:

- High School Coach of the Week: **Brian Dodds** from Park Vista High School. Dodds guided his eight seeded Cobras (9-3) to a stunning first-round, 28-20 win over number one seed Miramar. Park Vista now advances to the second round against Delray Atlantic.
- High School Player of the Week: **Alexis Alvarez** from West Broward High School. He recovered two fumbles, including the game winning touchdown recovery which sealed the victory for the Bobcats. Alvarez also added 10 tackles as the Bobcats won their first ever playoff game, 31-26, against Forest Hill. West Broward will visit St. Thomas Aquinas this Friday.
- Youth Player of the Week: **Schneider Joseph** from the East Boynton Wildcats 12U of the Florida Youth Football League. Joseph had over 300 total rushing yards and receiving yards and scored four touchdowns, including an interception that he returned 106 yards for a touchdown to help seal the Wildcats' victory over the Miami Gardens Ravens.
- Team Mom of the Week: **Helen Baxter** of the from Leisure City Modello Timberwolves of the Miami Xtreme Football League. Baxter has been a part of her park prior to the 2000 season. She is the eyes and ears if her coaches off the field, because of her knowledge of the league rules and regulations, which means the coaches can spend more time coaching and mentoring the players on the field. Baxter also has three sons, who provide the coaches with additional hands for her team. Baxter handles all communication to the parents and she even fills in for the team president when he is absent. The program feels truly blessed to have such a dedicated team mom.
- Team of the Week: **Booker T. Washington Senior High School**. The Tornadoes are part of the RISE Leadership Program, designed to empower sports administrators, coaches and athletes to be leaders in discussing and addressing matters of racism, prejudice, diversity and inclusivity within their teams, schools and communities. The multifaceted program increases awareness, builds skills and creates safe spaces to have difficult conversations. Participants learn about the history of race and sports, the power of sports to drive change and how they can become leaders in improving race relations.



(L-R) West Broward HS Head Football Coach Monte Dilworth, HSPOW Alexis Alvarez, HS Resource Officer Brian Maher



(L-R) Park Vista High School Resource Officer Richard O'Connor, HSCOW Brian Dodds, Dolphins Youth Programs Manager Troy Drayton



DOLPHINS RADIO

CEFALO, GRIESE, ROSE AND BOKAMPER RETURN ON MIAMI DOLPHINS RADIO NETWORK IN 2017

On May 19, 2016, the Miami Dolphins announced a multi-year radio broadcast rights partnership with Miami's Sportsradio 560 WQAM, with the station becoming the official English flagship radio partner of the franchise. In addition, all Dolphins games are simulcast on KISS 99.9 FM "South Florida's NEW Country" and feature expanded pre-, halftime and postgame shows. The games also can be heard on Dolphins.com and throughout South and Central Florida on a variety of stations that make up the Miami Dolphins Radio Network.

The Dolphins previously had their games broadcast on Miami's Sportsradio 560 WQAM during the 1997-2004 and 2007-09 seasons.



As part of the agreement, Sportsradio 560 WQAM has the English radio broadcast rights for all preseason, regular season and playoff games. Dolphins fans who tune into Miami's Sportsradio 560 WQAM have the opportunity to listen to live broadcasts of Head Coach Adam Gase's day-after-game press conferences and "Dolphins Friday," a day of Dolphins-centric content on the station featuring interviews with players, coaches and team executives. Additionally, CBS Radio Miami promotes Miami Dolphins Foundation and community initiatives across multiple platforms.



The preseason English radio broadcast team on Sportsradio 560 WQAM consists of three Dolphins alumni in the booth. Former wide receiver Jimmy Cefalo handles the play-by-play duties with former tight end Joe Rose and, for select games, former Hall of Fame defensive end Jason Taylor providing the game analysis. During the regular season, Cefalo and Rose are joined by former Hall of Fame quarterback Bob Griese serving as an analyst with former Dolphins Pro Bowl linebacker/defensive end Kim Bokamper reporting from the sidelines.

Univision Deportes Radio 1140 AM is the Dolphins official Spanish radio broadcast partner for all preseason, regular season and playoff games. Raul Striker Jr. handles play-by-play duties with Eduardo Martell as a color analyst. WQBA 1140 AM additionally airs a pregame show and postgame show.



Bob Griese, Joe Rose and Jimmy Cefalo

The following is a list of radio stations on The Miami Dolphins Radio Network in 2017 (as of printing):

2017 MIAMI DOLPHINS RADIO NETWORKS

LOCATION	NETWORK	LOCATION	NETWORK
Fort Lauderdale	WQAM 560 AM	Miami	KISS 99.9 FM
Fort Lauderdale	KISS 99.9 FM	Miami	WQBA 1140 AM
Fort Lauderdale (Spanish)	WQBA 1140 AM	Orlando	ESPN 580 AM
Fort Myers	WRXK 96.1 FM	Port St. Lucie	WPSL AM 1590
Key West	WKWF 1600 AM	West Palm Beach	ESPN 106.3 FM
Miami	WQAM 560 AM	West Palm Beach	ESPN Deportes 760 AM (Spanish)
Miami	WQAM 560 AM	West Palm Beach	ESPN Deportes 760 AM (Spanish)



HALL OF FAME DEFENSIVE END/LINEBACKER JASON TAYLOR

Defensive end Jason Taylor was elected to the Pro Football Hall of Fame on Feb. 4, 2017 and inducted into the Hall of Fame on Aug. 5, 2017.

JASON TAYLOR BY THE NUMBERS

- 2** One of two Dolphins defenders to be elected to the Hall of Fame, joining Nick Buoniconti.
- 3** First-team All-Pro selections (2000, 2002, 2006). He also earned a second-team All-Pro selection in 2001.
- 5** One of five Dolphins to be elected to the Hall of Fame in his first year of eligibility, joining Don Shula, Dan Marino, Jim Langer and Paul Warfield.
- 6** Pro Bowl selections in his career (2000, 2002, 2004-07).
- 6** Number of double-digit sack seasons in his 15-year NFL career.
- 9** Touchdowns scored in his career - all with Miami. Six were scored via fumble return and the other three were on interception returns. It's the highest number of touchdowns in NFL history by a player who was primarily a defensive lineman or linebacker.
- 10** One of 10 defensive linemen to ever be elected to the Hall of Fame in his first year of eligibility, joining Joe Greene, Deacon Jones, Bob Lilly, Gino Marchetti, Merlin Olsen, Warren Sapp, Bruce Smith, Randy White and Reggie White.
- 11.5** The most number of career sacks he had on an individual quarterback, New England's Tom Brady.
- 26** Number of multi-sack games in his 15-year NFL career.
- 29** Number of opponent fumble recoveries in his career, tying the NFL record with Jim Marshall.
- 30** Total number of teams he recorded at least 0.5 sack against in his career. The only two teams he didn't record a sack against were Kansas City and the New York Giants.
- 70** Total number of different quarterbacks that he sacked in his 15-year NFL career.
- 99** Total passes defended, the most by an NFL defensive lineman since the stat became official in 1994.
- 139.5** Total number of sacks in his 15-year NFL career, which is a Dolphins team record and ranks No. 7 in NFL history.
- 2006** The year he won the NFL's Defensive Player of the Year award when he recorded 13.5 sacks, nine forced fumbles, two fumble recoveries and two interceptions.
- 2007** The year he won the NFL's Walter Payton Man of the Year Award, the only league honor that recognizes both on-field and off-field contributions.





DEPTH CHART

OFFENSE

POS	NO	NAME (GP/GS)	NO	NAME (GP/GS)	NO	NAME (GP/GS)
WR	10	Kenny Stills (10/10)	88	Leonte Carroo (9/0)		
LT	67	Laremy Tunsil (10/10)	79	Sam Young (4/0)		
LG	62	Ted Larsen (2/2)				
C	51	Mike Pouncey (10/10)	64	Jake Brendel (10/0)		
RG	74	Jermon Bushrod (10/10)	68	Isaac Asiata (0/0)		
RT	77	Jesse Davis (10/4)	71	Zach Sterup (0/0)		
TE	89	Julius Thomas (10/9)	80	Anthony Fasano (10/5)	48	MarQueis Gray (10/0)
QB	6	Jay Cutler (9/9)	8	Matt Moore (3/1)	9	David Fales (0/0)
RB	26	Damien Williams (10/3) - OR -	32	Kenyan Drake (10/0)	34	Senorise Perry (10/0)
WR	14	Jarvis Landry (10/10)	87	Rashawn Scott (0/0)		
WR	11	DeVante Parker (7/6)	19	Jakeem Grant (10/0)		

DEFENSE

POS	NO	NAME (GP/GS)	NO	NAME (GP/GS)	NO	NAME (GP/GS)
DE	50	Andre Branch (9/9)	90	Charles Harris (10/1)	78	Terrence Fede (10/0)
DT	93	Ndamukong Suh (10/10)	56	Davon Godchaux (10/5)		
DT	97	Jordan Phillips (7/5)	96	Vincent Taylor (8/0)		
DE	91	Cameron Wake (10/10)	95	William Hayes (10/0)		
LB	47	Kiko Alonso (10/10)	44	Stephone Anthony (2/0)		
LB	59	Chase Allen (10/2)	45	Mike Hull (10/3)		
LB	94	Lawrence Timmons (8/8)				
CB	30	Cordrea Tankersley (8/8)	28	Bobby McCain (10/3)	35	Walt Aikens (10/0)
CB	25	Xavien Howard (10/10)	42	Alterraun Verner (10/0)	33	Torry McTyer (3/0)
S	20	Reshad Jones (10/10)	31	Michael Thomas (10/1)	21	Jordan Lucas (5/0)
S	22	T.J. McDonald (2/2)	27	Maurice Smith (6/0)		

SPECIAL TEAMS

POS	NO	NAME (GP/GS)	NO	NAME (GP/GS)	NO	NAME (GP/GS)	NO	NAME (GP/GS)
K	1	Cody Parkey (10/0)						
P	16	Matt Haack (10/0)						
KO	1	Cody Parkey (10/0)	16	Matt Haack (10/0)				
H	16	Matt Haack (10/0)						
LS	92	John Denney (10/0)						
KOR	19	Jakeem Grant (10/0)	32	Kenyan Drake (10/0)	26	Damien Williams (10/3)	34	Senorise Perry (10/0)
PR	19	Jakeem Grant (10/0)	32	Kenyan Drake (10/0)				

Underlined players are rookies

* Did not play last week due to injury



PROJECTED CONTRIBUTORS: OFFENSE

QB 6



JAY CUTLER | 6-3 | 231 | VANDERBILT

- **LAST GAME:** vs. Tampa Bay (11/19): 6-of-12 (50.0 pct.) for 83 yds., 1 TD.
- Has 23 fourth-quarter comeback in his career, including two this yr.
- Completed multiple TD passes in four of his past five contests.
- His 219 career TD passes are ninth among active NFL quarterbacks.

RB 26



DAMIEN WILLIAMS | 5-11 | 224 | OKLAHOMA

- **LAST GAME:** vs. Tampa Bay (11/19): 10 att. for 78 yds. (7.8 avg.).
- Made first career start in Week 9 and scored on 10 yd. receiving TD.
- Set career highs in rushing yards (78) and longest rush (69 yds.) last week.
- Has more receiving yards (695) than rushing yards (361) in his career.

RB 32



KENYAN DRAKE | 6-1 | 211 | ALABAMA

- **LAST GAME:** vs. Tampa Bay (11/19): 7 att. for 4 yds. (0.6 avg.).
- Set career high with 69 rushing yards in Week 9 and then again with 82 rushing yards in Week 10.
- Had a 66-yard TD run last week, the team's longest play this year.

WR 14



JARVIS LANDRY | 5-11 | 208 | LSU

- **LAST GAME:** vs. Tampa Bay (11/19): 6 rec. for 95 yds. (15.8 avg.), 1 TD.
- Has 355 career receptions, most in NFL history in first four years of a career.
- Third in the NFL with 67 receptions this season.
- Is one of six Dolphins to ever post back-to-back 1,000-yard receiving seasons.

WR 10



KENNY STILL | 6-1 | 196 | OKLAHOMA

- **LAST GAME:** vs. Tampa Bay (11/19): 7 rec. for 180 yds. (25.7 avg.), 1 TD.
- Had 154 receiving yards in the 2nd half last week, third-most in team history.
- His 25.7 yards per catch last week was fourth-best in a game in team history.
- Third in the NFL with a 16.3 receiving avg. since 2013.

WR 11



DeVANTE PARKER | 6-3 | 212 | LOUISVILLE

- **LAST GAME:** vs. Tampa Bay (11/19): 4 rec. for 26 yds. (6.5 avg.).
- Is third on the team with 404 receiving yards in just seven games.
- Has 60 rec. for 742 yards (12.4 avg.) and 4 TDs in past 14 reg. season gms.
- Averages 14.2 yards per reception during his career.

TE 89



JULIUS THOMAS | 6-5 | 262 | PORTLAND STATE

- **LAST GAME:** vs. Tampa Bay (11/19): 4 rec. for 30 yds. (7.5 avg.).
- Is tied for second among tight ends with 35 TD receptions since 2013.
- Has caught a pass in all 31 games he's played from 2015-17.
- Caught TD passes in two of the past three games.

LT 67



LAREMY TUNSIL | 6-5 | 318 | MISSISSIPPI

- **LAST GAME:** vs. Tampa Bay (11/19): Started at left tackle.
- Became first player in team history to start at least one game at both guard and tackle in his rookie season in 2016.
- Allowed just 1.5 sacks in 14 games as a rookie in 2016.

LG 62



TED LARSEN | 6-3 | 320 | NC STATE

- **LAST GAME:** vs. Tampa Bay (11/19): Started at left guard.
- Made his Dolphins debut in Week 10 after returning from injured reserve.
- An 8-year NFL veteran who has played in 104 career games with 67 starts.
- Signed as an unrestricted free agent on March 10, 2017.

C 51



MIKE POUNCEY | 6-5 | 298 | FLORIDA

- **LAST GAME:** vs. Tampa Bay (11/19): Started at center.
- Team is 8-7 in the 15 games he has played since start of the 2016 season.
- Has not allowed a full sack since Sept. 27, 2015 – a span of 26 games.
- Three-time Pro Bowl selection (2013-15)

RG 74



JERMON BUSHROD | 6-5 | 318 | TOWSON

- **LAST GAME:** vs. Tampa Bay (11/19): Started at right guard.
- Played in 134 career games with 122 starts.
- Has not allowed a sack in his past 12 games.
- Two-time Pro Bowl selection (2011 and 2012).

RT 77



JESSE DAVIS | 6-6 | 321 | IDAHO

- **LAST GAME:** vs. Tampa Bay (11/19): Started at right tackle
- Moved to right tackle in Week 10 after Ja'Wuan James' injury.
- Started at left guard in Week 8, his first NFL start.
- Spent time on practice squads with Miami and the N.Y. Jets in 2016.

MATT MOORE | 6-3 | 219

QB 8



- Threw for 282 yards in the second half last week, the fourth-most in a second half in Dolphins history.
- Second in NFL with 118.8 passer rating in the red zone in 2016 (min. 6 attempts).

SENORISE PERRY | 6-0 | 210

RB 34



- Partially blocked a punt in the season opener at L.A. Chargers.
- Spent 11 games on Dolphins practice squad in 2016.
- Has 15 career special teams tackles.

LEONTE CARROO | 6-1 | 215

WR 88



- Set career highs in Week 8 with six receptions for 48 yards (8.0 avg.).
- Caught first career touchdown on a 15-yard reception vs. San Francisco on 11/27/16.
- Selected in the third round of the 2016 NFL draft.

JAKEEM GRANT | 5-7 | 169

WR 19



- Caught four passes for 141 yds. (35.3 avg.) including a 65-yard TD in final preseason game at Minnesota (8/31).
- Shifted from slot to outside receiver in 2017.
- Recorded the first three catches of his career this year.

ANTHONY FASANO | 6-4 | 258

TE 80



- Among all-time Dolphins tight ends leaders, he is second in TDs (24), third in receptions (184) and third in receiving yds. (2,149).
- Started 81 games in 5 seasons with Miami (2008-12, 2017).
- Played in 48 consecutive games dating back to 2014.

MarQUEIS GRAY | 6-4 | 263

TE 48



- Recorded his first pass attempt in Week 5 and first rushing attempt since 2013 in Week 9.
- Has played in 55 career games with 14 starts for Cleveland (2013), Minnesota (2014), Buffalo (2014-15) and Miami (2016-17).

SAM YOUNG | 6-8 | 306

T 79



- Spent the past two seasons (2016-17) as Miami's "swing tackle."
- Played in 4 games this season.
- Appeared in 8 contests with 1 start at left tackle in 2016.
- Played in 70 career games with 14 starts.

JAKE BRENDL | 6-4 | 299

C 64



- Has played in all 10 games this season.
- Second-year player who appeared in one game in 2016.
- Went undrafted in 2016 from UCLA, where he became the school's all-time leader in games started (52).



PROJECTED CONTRIBUTORS: DEFENSE

DE 91



CAMERON WAKE | 6-3 | 263 | PENN STATE

- **LAST GAME:** vs. Tampa Bay (11/19): 2 solo tackles, 1 QBH.
- Second in Dolphins history with 87.5 career sacks.
- Since Week 6 of 2016, he is fourth in the NFL in sacks (16.5).
- Five-time Pro Bowl selection (2010, 2012-14, 2016).

DT 93



NDAMUKONG SUH | 6-4 | 305 | NEBRASKA

- **LAST GAME:** vs. Tampa Bay (11/19): 3 assisted tackles, 2 QBH.
- Second-most sacks by an NFL defensive tackle since 2010 (50.5).
- Leads all defensive tackles with 401 total tackles since 2010.
- Five-time Pro Bowl selection (2010, 2012-14, 2016).

DT 97



JORDAN PHILLIPS | 6-6 | 335 | OKLAHOMA

- **LAST GAME:** vs. Tampa Bay (11/19): 2 solo tackles, 1 sack, 1 QBH.
- Sacked Bucs QB Ryan Fitzpatrick at the goal line last week, his first sack of the season.
- Played in 38 games with 20 starts in his three-year NFL career.

DE 50



ANDRE BRANCH | 6-5 | 263 | CLEMSON

- **LAST GAME:** vs. Tampa Bay (11/19): 1 assisted tackle, 1 PD.
- Has 54 tackles (32 solo), 7.5 sacks, 16 QBHs, 1 FF and 10 TFLs since being inserted as a starter in Week 6 last year.
- Set a career high with 49 tackles (27 solo) in 2016.

LB 47



KIKO ALONSO | 6-3 | 239 | OREGON

- **LAST GAME:** vs. Tampa Bay (11/19): 10 tackles (8 solo), 1 TFL.
- Has forced two fumbles this season, both of which the Dolphins recovered.
- 11th in the AFC with 69 total tackles (50 solo) this season.
- Moved from middle linebacker to outside linebacker in 2017.

LB 59



CHASE ALLEN | 6-3 | 250 | SOUTHERN ILLINOIS

- **LAST GAME:** vs. Tampa Bay (11/19): Did not record any stats.
- First Dolphins rookie free agent to start season opener since 1970 (LB Doug Swift) and one of three to start season openers in NFL this year.
- Was a three-year starter at Southern Illinois (2013-16).

LB 94



LAWRENCE TIMMONS | 6-1 | 242 | FLORIDA STATE

- **LAST GAME:** vs. Tampa Bay (11/19): 6 tackles (5 solo).
- Leads team with 55 tackles (39 solo) since he began playing in Week 4.
- Recorded the 1,000th tackle of his career in Week 10 at Carolina.
- One Pro Bowl selection (2014).

CB 30



CORDREA TANKERSLEY | 6-1 | 196 | CLEMSON

- **LAST GAME:** vs. Tampa Bay (11/19): 6 tackles (4 solo), 2 PD.
- Leads team with seven passes defended.
- Deflected QB Matt Ryan's pass that resulted in game-ending interception by S Reshad Jones in Week 6 win at Atlanta.

CB 25



XAVIEN HOWARD | 6-1 | 198 | BAYLOR

- **LAST GAME:** vs. Tampa Bay (11/19): 3 solo tackles, 1 TFL, 1 PD.
- Has started all 10 games at cornerback this year.
- Recorded first career interception in the 2016 AFC Wild Card game at Pittsburgh.

S 20



RESHAD JONES | 6-1 | 223 | GEORGIA

- **LAST GAME:** vs. Tampa Bay (11/19): 6 tackles (5 solo).
- Only safety in the NFL with 65+ tackles (68) and 2+ INTs (2) this year.
- Sealed win with game-ending interception of QB Matt Ryan in Week 6.
- One Pro Bowl selection (2015).

S 22



T.J. McDONALD | 6-2 | 223 | USC

- **LAST GAME:** vs. Tampa Bay (11/19): 5 tackles (4 solo), 1 TFL, 1 PD.
- Made Dolphins debut in Week 9 at Carolina and led the team with 9 tackles (7 solo) in the game.
- Started 53 games in four seasons (2013-16) with the Rams.

WILLIAM HAYES | 6-3 | 278

DE 95



- Among active NFL defensive linemen, ranks No. 7 in stuffs (48.5), tied for No. 17 in games played (134) and No. 18 in tackles (332).
- Started 25 games in 2015-16 with the Rams.
- Acquired in a trade with L.A. Rams on 3/10.

CHARLES HARRIS | 6-3 | 250

DT 90



- Recorded his first career sack on critical third down in the fourth quarter of Week 5 win vs. Tennessee.
- Had a quarterback hit last week vs. Tampa Bay.
- First-round draft pick (22nd overall) out of Missouri.

DAVON GODCHAUX | 6-3 | 305


DE 56



- Forced the first fumble of his career in Week 5 vs. Tennessee.
- 2017 fifth-round pick who played in 37 collegiate games with 34 starts and recorded 145 tackles (51 solo), 12.5 sacks and two FFs at LSU.

MIKE HULL | 6-0 | 232


LB 45



- Started the first three games of the season.
- Totaled 19 tackles (12 solo) in his three starts, which led the team in that span.
- Tied for 2nd on team with 5 special teams tackles this year.

STEPHONE ANTHONY | 6-3 | 245


LB 44



- Saw his first defensive action for the Dolphins last week vs. Tampa Bay.
- Acquired from New Orleans for a 2018 fifth-round pick on Sept. 19, 2017.
- Has 28 career games played and 19 starts.

ALTERRAUN VERNER | 5-10 | 187


CB 42



- Signed by the Dolphins on 7/25/17.
- Played in 120 career games with 70 starts for Tennessee (2010-13), Tampa Bay (2014-16) and Miami (2017).
- Selected to the Pro Bowl following the 2013 season.

BOBBY McCAIN | 5-11 | 192

CB 28



- Picked off N.Y. Jets QB Josh McCown with 47 seconds left in Week 7 to set up game-winning field goal.
- Primarily a nickel/slot cornerback.
- Played in all 42 games of his NFL career with 15 starts.

MICHAEL THOMAS | 5-11 | 195

S 31



- Leads the NFL with 52 special teams tackles since 2014.
- Leads team with nine special teams stops this season.
- Tied for the NFL lead with 19 special teams tackles in 2016.



2017 MIAMI DOLPHINS TRANSACTIONS (as of November 20, 2017)

DATE	POS.	PLAYER/COACH	TRANSACTION	DATE	POS.	PLAYER/COACH	TRANSACTION
January 10	LB	Lamin Barrow	Signed to futures contract	May 5	DE	Cameron Malveaux	Signed as Undrafted College Free Agent
January 10	CB	Daniel Davie	Signed to futures contract	May 5	DE	Praise Martin-Oguike	Signed as Undrafted College Free Agent
January 10	G/T	Jesse Davis	Signed to futures contract	May 5	CB	Torry McTyer	Signed as Undrafted College Free Agent
January 10	QB	Brandon Doughty	Signed to futures contract	May 5	WR	Drew Morgan	Signed as Undrafted College Free Agent
January 10	RB	Storm Johnson	Signed to futures contract	May 5	WR	Francis Owusu	Signed as Undrafted College Free Agent
January 10	LB	Deon Lacey	Signed to futures contract	May 5	DE	Joby Saint Fleur	Signed as Undrafted College Free Agent
January 10	DE	Arthur Miley	Signed to futures contract	May 5	RB	De'Veon Smith	Signed as Undrafted College Free Agent
January 10	TE	Chris Pantale	Signed to futures contract	May 5	T	Eric Smith	Signed as Undrafted College Free Agent
January 10	RB	Senorise Perry	Signed to futures contract	May 5	S	Maurice Smith	Signed as Undrafted College Free Agent
January 10	T	Terry Poole	Signed to futures contract	May 5	WR	Damore'ea Stringfellow	Signed as Undrafted College Free Agent
January 10	DE	Julius Warmsley	Signed to futures contract	May 5	LB	Raekwon McMillan	Signed (D2, '17)
January 10	LB	Brandon Watts	Signed to futures contract	May 5	CB	Cordrea Tankersley	Signed (D3, '17)
January 12	DT	Lawrence Okoye	Signed to futures contract	May 5	G	Isaac Asiata	Signed (D5a, '17)
January 12		Matt Burke	Named Defensive Coordinator	May 5	DT	Vincent Taylor	Signed (D6, '17)
January 19		Darren Rizzi	Promoted to Associate Head Coach/Sp. Teams Coord.	May 5	WR	Isaiah Ford	Signed (D7, '17)
January 19		Chris Kuper	Promoted to Assistant Offensive Line Coach	May 11	RB	Damien Williams	Signed Restricted Free Agent Tender
January 19		Frank Bush	Named Assistant Head Coach/Linebackers Coach	May 16	DT	Davon Godchaux	Signed (D5b, '17)
February 10		Josh Grizzard	Named Offensive Quality Control	May 24	DE	Charles Harris	Signed (D1, '17)
February 10		Andre Carter	Named Assistant Defensive Line Coach	June 8	WR	Mitch Mathews	Signed as FA
February 10		Chris Foerster	Promoted to Run Game Coord./Offensive Line Coach	July 21	RB	De'Veon Smith	Placed on Active/Physically Unable to Perform List
February 16	DE	Mario Williams	Released	July 21	T	Eric Smith	Placed on Active/Physically Unable to Perform List
February 16	DT	Earl Mitchell	Released	July 25	CB	Alterraun Verner	Signed as FA
February 16	CB	Ifo Ekpre-Okomu	Waived	July 25	LB	Koa Misi	Placed on Reserve/Injured List
February 18	DE	Cameron Wake	Signed Contract Extension	July 27	WR	Rashawn Scott	Placed on Active/Physically Unable to Perform List
February 21	LS	Winston Chapman	Signed as FA	July 27	S	Reshad Jones	Placed on Active/Non-Football Injury List
March 8	CB	Lafayette Pitts	Placed Exclusive Rights Tender	July 27	T	Avery Young	Placed on Active/Non-Football Injury List
March 8	C/G	Anthony Steen	Placed Exclusive Rights Tender	July 27	RB	De'Veon Smith	Activated from Active/Physically Unable to Perform List
March 8	LB	Mike Hull	Placed Exclusive Rights Tender	July 27	T	Eric Smith	Activated from Active/Physically Unable to Perform List
March 8	TE	Thomas Duarte	Placed Exclusive Rights Tender	July 30	WR	Jordan Westerkamp	Signed as FA
March 8	WR	Kenny Stills	Re-Signed	July 30	LB	Lamin Barrow	Waived/Injured
March 9	LB	Kiko Alonso	Placed First Round Restricted Free Agent Tender	Aug. 2	S	Reshad Jones	Activated from Active/Non-Football Injury List
March 9	RB	Damien Williams	Placed Original Round Restricted Free Agents Tender	Aug. 4	T	Kwayde Miller	Signed as FA
March 9	S	Michael Thomas	Placed Original Round Restricted Free Agents Tender	Aug. 4	T	Avery Young	Activated from Active/Non-Football Injury List
March 9	DE	Nick Williams	Restructured Contract	Aug. 5	T	Terry Poole	Waived
March 9	TE	Julius Thomas	Acquired by Miami in Trade (Jax.)	Aug. 5	G	Isame Faciane	Signed as FA
March 9	T	Branden Albert	Traded (Jax.)	Aug. 7	QB	Jay Cutler	Signed as FA
March 9	TE	Anthony Fasano	Signed as UFA (Ten.)	Aug. 7	DE	Arthur Miley	Waived
March 9	S	Reshad Jones	Signed Contract Extension	Aug. 12	LB	Junior Sylvestre	Signed as FA
March 10	DE	Andre Branch	Re-Signed	Aug. 12	QB	Ryan Tannehill	Placed on Reserve/Injured List
March 10	LS	John Denney	Re-Signed	Aug. 15	WR	Trey Griffey	Signed as FA
March 10	S	Isa Abdul-Quddus	Waived/Failed Physical	Aug. 15	T	Sean Hickey	Signed as FA
March 10	LB	Lawrence Timmons	Signed as UFA (Pit.)	Aug. 15	WR	Rashad Lawrence	Signed as FA
March 10	S	Nate Allen	Signed as UFA (Oak.)	Aug. 15	T	Kwayde Miller	Waived
March 10	DE	William Hayes	Acquired by Miami in Trade (LAR)	Aug. 15	WR	Francis Owusu	Waived/Injured
March 10	C/G	Ted Larsen	Signed as UFA (Chi.)	Aug. 15	WR	Jordan Westerkamp	Waived/Injury Settlement
March 16	G/T	Jermon Bushrod	Re-Signed	Aug. 18	WR	Isaiah Ford	Waived/Injured
March 21	LB	Kiko Alonso	Signed Contract Extension	Aug. 18	WR	Francis Owusu	Waived/Injury Settlement
March 22	T	Avery Young	Signed as FA	Aug. 19	LB	Rey MauaLuga	Signed as FA
March 22	CB	Daniel Davie	Waived/Non-Football Injury	Aug. 26	C/G	Kraig Urbik	Released/Injury Settlement
March 31	S	T.J. McDonald	Signed as UFA (LAR)	Sept. 2	S	T.J. McDonald	Signed contract extension
March 31	DE	Dion Jordan	Waived/Failed Physical	Sept. 2	CB	Tony Lippett	Placed on Reserve/Injured List
April 5	QB	David Fales	Signed as FA	Sept. 2	LB	Raekwon McMillan	Placed on Reserve/Injured List
April 13	TE	Thomas Duarte	Signed Exclusive Rights Tender	Sept. 2	S	T.J. McDonald	Placed on Reserve/Suspended List
April 13	CB	Lafayette Pitts	Signed Exclusive Rights Tender	Sept. 2	WR	Rashawn Scott	Placed on Reserve/Physically Unable to Perform List
April 17	LB	Mike Hull	Signed Exclusive Rights Tender	Sept. 2	DE	Nick Williams	Released
April 17	C/G	Anthony Steen	Signed Exclusive Rights Tender	Sept. 2	T	Sam Young	Released
April 17	S	Michael Thomas	Signed Restricted Free Agent Tender	Sept. 2	LB	Neville Hewitt	Waived/Injured
April 27	DE	Charles Harris	Selected in NFL draft - D1, '17	Sept. 2	LB	Brandon Watts	Waived/Injured
April 28	LB	Raekwon McMillan	Selected in NFL draft - D2, '17	Sept. 2	LS	Winston Chapman	Waived
April 28	CB	Cordrea Tankersley	Selected in NFL draft - D3, '17	Sept. 2	P	Matt Darr	Waived
April 29	G	Isaac Asiata	Selected in NFL draft - D5a, '17	Sept. 2	QB	Brandon Doughty	Waived
April 29	DT	Davon Godchaux	Selected in NFL draft - D5b, '17	Sept. 2	TE	Thomas Duarte	Waived
April 29	DT	Vincent Taylor	Selected in NFL draft - D6, '17	Sept. 2	G	Isame Faciane	Waived
April 29	WR	Isaiah Ford	Selected in NFL draft - D7, '17	Sept. 2	QB	David Fales	Waived
May 1	T	Ja'Wuan James	Team Exercises Fifth-Year Option	Sept. 2	WR	Trey Griffey	Waived
May 5	LB	Chase Allen	Signed as Undrafted College Free Agent	Sept. 2	S	A.J. Hendy	Waived
May 5	P	Matt Haack	Signed as Undrafted College Free Agent	Sept. 2	T	Sean Hickey	Waived
May 5	CB	Larry Hope	Signed as Undrafted College Free Agent	Sept. 2	CB	Larry Hope	Waived
May 5	WR	Malcolm Lewis	Signed as Undrafted College Free Agent	Sept. 2	RB	Storm Johnson	Waived



2017 MIAMI DOLPHINS TRANSACTIONS (as of November 20, 2017)

DATE	POS.	PLAYER/COACH	TRANSACTION
Sept. 2	LB	Deon Lacey	Waived
Sept. 2	WR	Rashad Lawrence	Waived
Sept. 2	WR	Malcolm Lewis	Waived
Sept. 2	CB	Jordan Lucas	Waived
Sept. 2	DE	Cameron Malveaux	Waived
Sept. 2	DE	Praise Martin-Oguike	Waived
Sept. 2	WR	Mitch Mathews	Waived
Sept. 2	WR	Drew Morgan	Waived
Sept. 2	DT	Lawrence Okoye	Waived
Sept. 2	TE	Chris Pantale	Waived
Sept. 2	CB	Lafayette Pitts	Waived
Sept. 2	DE	Joby Saint Fleur	Waived
Sept. 2	RB	De'Veon Smith	Waived
Sept. 2	WR	Damone'ea Stringellow	Waived
Sept. 2	LB	Junior Sylvestre	Waived
Sept. 2	DE	Julius Warmesley	Waived
Sept. 2	T	Avery Young	Waived
Sept. 3	K	Cody Parkey	Acquired from waivers (Cle.)
Sept. 3	LB	Justin March-Lillard	Acquired from waivers (K.C.)
Sept. 3	K	Andrew Franks	Waived
Sept. 3	LB	Trevor Reilly	Waived
Sept. 3	QB	Brandon Doughty	Signed to practice squad
Sept. 3	TE	Thomas Duarte	Signed to practice squad
Sept. 3	T	Sean Hickey	Signed to practice squad
Sept. 3	WR	Malcolm Lewis	Signed to practice squad
Sept. 3	CB	Jordan Lucas	Signed to practice squad
Sept. 3	DE	Cameron Malveaux	Signed to practice squad
Sept. 3	WR	Drew Morgan	Signed to practice squad
Sept. 3	RB	De'Veon Smith	Signed to practice squad
Sept. 4	C/G	Ted Larsen	Placed on Reserve/Injured List
Sept. 4	T	Sam Young	Signed as FA
Sept. 4	DT	Gabe Wright	Signed to practice squad
Sept. 4	LB	Trevor Reilly	Signed to practice squad
Sept. 19	LB	Lawrence Timmons	Placed on Reserve/Suspended by Club List
Sept. 19	LB	Stephone Anthony	Acquired by Miami in Trade (NO)
Sept. 26	LB	Lawrence Timmons	Reinstated
Sept. 26	LB	Justin March-Lillard	Waived
Oct. 3	T	Eric Smith	Placed on Reserve/Injured List
Oct. 3	CB/S	Jordan Lucas	Signed to active roster from practice squad
Oct. 3	WR	Kolby Listenbee	Signed to practice squad
Oct. 9		Chris Foerster	Resigned
Oct. 9	LB	Neville Hewitt	Signed to practice squad
Oct. 9	LB	Trevor Reilly	Released from practice squad
Oct. 11		Dave DeGuglielmo	Named Senior Offensive Assistant
Oct. 24	CB	Byron Maxwell	Released
Oct. 24	QB	David Fales	Signed as FA
Oct. 31	RB	Jay Ajayi	Traded to Philadelphia
Oct. 31	WR	Rashawn Scott	Activated off Reserve/Physically Unable to Perform List
Oct. 31	S	Nate Allen	Placed on Reserve/Injured List
Oct. 31	C/G	Anthony Steen	Placed on Reserve/Injured List
Nov. 4	C/G	Ted Larsen	Activated off Reserve/Injured List
Nov. 8	T	Zach Sterup	Signed off Cleveland's practice squad
Nov. 11	S	T.J. McDonald	Activated from Reserve/Suspended by Commissioner List
Nov. 11	T	Ja'Wuan James	Placed on Reserve/Injured List
Nov. 18	RB	De'Veon Smith	Signed to active roster from practice squad
Nov. 18	LB	Rey Maualuga	Waived
Nov. 20	RB	De'Veon Smith	Waived



2017 MIAMI DOLPHINS NUMERICAL ROSTER

(as of November 20, 2017 - visit Dolphins.com for most up-to-date roster)

No.	Name	Pos.	Ht.	Wt.	Birthdate	Exp.	College	Hometown	How Acq.	Date Placed
1	Cody Parkey	K	6-0	190	2/19/92	3	Auburn '14	Jupiter, Fla.	Wai., '17 (Cle.)	
6	Jay Cutler	QB	6-3	231	4/29/83	12	Vanderbilt '06	Santa Claus, Ind.	FA, '17	
8	Matt Moore	QB	6-3	219	8/9/84	11	Oregon State '07	Newhall, Calif.	UFA, '11 (Car.)	
9	David Fales	QB	6-2	213	10/4/90	3	San Jose State '14	Salinas, Calif.	FA, '17	
10	Kenny Stills	WR	6-1	196	4/22/92	5	Oklahoma '13	Carlsbad, Calif.	T, '15 (N.O.)	
11	DeVante Parker	WR	6-3	212	1/20/93	3	Louisville '15	Louisville, Ky.	D1, '15	
14	Jarvis Landry	WR	5-11	208	11/28/92	4	LSU '14	Lutcher, La.	D2, '14	
16	Matt Haack	P	6-0	205	7/25/94	R	Arizona State '17	West Des Moines, Iowa	FA, '17	
19	Jakeem Grant	WR	5-7	169	10/30/92	2	Texas Tech '16	Mesquite, Texas	D6a, '16	
20	Reshad Jones	S	6-1	223	2/25/88	8	Georgia '10	Atlanta, Ga.	D5b, '10	
21	Jordan Lucas	CB/S	6-0	202	8/2/93	2	Penn State '16	New Rochelle, N.Y.	D6b, '16	
22	T.J. McDonald	S	6-2	223	1/26/91	5	USC '13	Fresno, Calif.	UFA, '17 (LAR)	
25	Xavier Howard	CB	6-1	196	7/4/93	2	Baylor '16	Houston, Texas	D2, '16	
26	Damien Williams	RB	5-11	224	4/3/92	4	Oklahoma '14	San Diego, Calif.	FA, '14	
27	Maurice Smith	S	6-0	197	6/14/95	R	Georgia '17	Sugar Land, Texas	FA, '17	
28	Bobby McCain	CB	5-11	192	8/18/93	3	Memphis '15	Oxford, Ala.	D5a, '15	
30	Cordeia Tankersley	CB	6-1	196	11/19/93	R	Clemson '17	Beech Island, S.C.	D3, '17	
31	Michael Thomas	S	5-11	195	3/17/90	5	Stanford '12	Houston, Texas	FA, '13	
32	Kenyan Drake	RB	6-1	211	1/26/94	2	Alabama '16	Powder Springs, Ga.	D3a, '16	
33	Torrey McTyer	CB	5-11	184	4/10/95	R	UNLV '17	Los Angeles, Calif.	FA, '17	
34	Senorise Perry	RB	6-0	210	9/19/91	3	Louisville '14	Summerville, Ga.	FA, '16	
35	Walt Aikens	CB/S	6-1	212	6/19/91	4	Liberty '14	Charlotte, N.C.	D4, '14	
42	Alterraun Verner	CB	5-10	187	12/13/88	8	UCLA '10	Orange, Calif.	FA, '17	
44	Stephone Anthony	LB	6-3	245	7/28/92	3	Clemson '15	Polkton, N.C.	T, '17 (NO)	
45	Mike Hull	LB	6-0	232	5/25/91	2	Penn State '15	Cononsburg, Pa.	FA, '15	
47	Kiko Alonso	LB	6-3	233	8/14/90	5	Oregon '13	Los Gatos, Calif.	T, '16 (Phi.)	
48	MarQueis Gray	TE	6-4	263	11/7/89	5	Minnesota '13	Indianapolis, Ind.	FA, '16	
50	Andre Branch	DE	6-5	263	7/14/89	6	Clemson '12	Richmond, Va.	UFA, '16 (Jax.)	
51	Mike Pouncey	C	6-5	298	7/24/89	7	Florida '11	Lakeland, Fla.	D1, '11	
56	Davon Godchaux	DT	6-3	305	11/11/94	R	LSU '17	Plaquemine, La.	D5b, '17	
59	Chase Allen	LB	6-3	250	8/29/93	R	Southern Illinois '17	Belleville, Ill.	FA, '17	
62	Ted Larsen	C/G	6-3	320	6/13/87	8	NC State '10	Palm Harbor, Fla.	UFA, '17 (Chi.)	
64	Jake Brendel	C	6-4	299	9/10/92	2	UCLA '16	Plano, Texas	FA, '16	
67	Laremy Tunsil	T	6-5	318	8/2/94	2	Mississippi '16	Lake City, Fla.	D1, '16	
68	Isaac Asiata	G	6-3	341	12/29/92	R	Utah '17	Spanish Fork, Utah	D5a, '17	
71	Zach Sterup	T	6-9	318	5/14/92	1	Nebraska '15	Hastings, Neb.	FA, '17	
74	Jermon Bushrod	G/T	6-5	318	8/19/84	11	Towson '07	King George, Va.	FA, '16	
77	Jesse Davis	G/T	6-6	321	9/15/91	1	Idaho '16	Asotin, Wash.	FA, '17	
78	Terrence Fede	DE	6-4	267	11/19/91	4	Marist '14	Nyack, N.Y.	D7, '14	
79	Sam Young	T	6-8	306	6/24/87	8	Notre Dame '10	Coral Springs, Fla.	UFA, '16 (Jax.)	
80	Anthony Fasano	TE	6-4	258	4/20/84	12	Notre Dame '06	Verona, N.J.	UFA, '17 (Ten.)	
87	Rashawn Scott	WR	6-0	199	1/29/92	2	Miami (FL) '16	Melbourne, Fla.	FA, '16	
88	Leonte Carroo	WR	6-1	215	1/24/94	2	Rutgers '16	Edison, N.J.	D3b, '16	
89	Julius Thomas	TE	6-5	262	6/27/88	7	Portland State '11	Stockton, Calif.	T, '17 (Jax.)	
90	Charles Harris	DE	6-3	250	3/6/95	R	Missouri '17	Kansas City, Mo.	D1, '17	
91	Cameron Wake	DE	6-3	263	1/30/82	9	Penn State '05	Hyattsville, Md.	FA, '09	
92	John Denney	LS	6-5	242	12/13/78	13	Brigham Young '05	Thornton, Colo.	FA, '05	
93	Ndamukong Suh	DT	6-4	305	1/6/87	8	Nebraska '10	Portland, Ore.	UFA, '15 (Det.)	
94	Lawrence Timmons	LB	6-1	242	5/14/86	11	Florida State '07	Florence, S.C.	UFA, '17 (Pit.)	
95	William Hayes	DE	6-3	278	5/2/85	10	Winston-Salem St. '08	High Point, N.C.	T, '17 (LAR)	
96	Vincent Taylor	DT	6-3	296	1/5/94	R	Oklahoma State '17	San Antonio, Texas	D6, '17	
97	Jordan Phillips	DT	6-6	333	9/21/92	3	Oklahoma '15	Wichita, Kan.	D2, '15	
RESERVE/INJURED										
15	Isaiah Ford	WR	6-2	195	2/9/96	R	Virginia Tech '17	Jacksonville, Fla.	D7, '17	8/19/17
17	Ryan Tannehill	QB	6-4	216	7/27/88	6	Texas A&M '12	Big Spring, Texas	D1, '12	8/12/17
29	Nate Allen	S	6-1	214	11/30/87	8	South Florida '10	Cape Coral, Fla.	UFA, '17 (Oak.)	10/31/17
36	Tony Lippett	CB	6-3	192	7/2/92	3	Michigan State '15	Detroit, Mich.	D5d, '15	9/2/17
49	Lamin Barrow	LB	6-2	235	11/29/90	4	LSU '14	Marrero, La.	FA, '17	7/31/17
52	Raekwon McMillan	LB	6-2	248	11/17/95	R	Ohio State '17	Hinesville, Ga.	D2, '17	9/2/17
55	Koa Misi	LB	6-3	265	1/17/87	8	Utah '10	Santa Rosa, Calif.	D2, '10	7/25/17
65	Anthony Steen	C/G	6-4	320	5/9/90	2	Alabama '14	Clarksdale, Miss.	FA, '16	10/31/17
70	Ja'Wuan James	T	6-6	307	6/3/92	4	Tennessee '14	Suwanee, Ga.	D1, '14	11/11/17
72	Eric Smith	T	6-4	321	9/2/95	R	Virginia '17	Decatur, Ga.	FA, '17	10/3/17
PRACTICE SQUAD										
7	Brandon Doughty	QB	6-3	212	10/6/91	1	Western Kentucky '16	Davie, Fla.	D7a, '16	
18	Malcolm Lewis	WR	5-10	194	10/27/93	R	Miami (FL) '17	Miramar, Fla.	FA, '17	
46	Neville Hewitt	LB	6-2	234	4/6/93	3	Marshall '15	Conyers, Ga.	FA, '15	
63	Sean Hickey	T	6-6	306	9/29/91	1	Syracuse '15	Murrysville, Pa.	FA, '17	
75	Cameron Malveaux	DE	6-5	276	8/22/94	R	Houston '17	Beaumont, Texas	FA, '17	
81	Drew Morgan	WR	6-0	187	12/2/94	R	Arkansas '17	Greenwood, Ark.	FA, '17	
82	Kolby Listenbee	WR	6-0	183	1/25/94	1	TCU '16	Arlington, Texas	FA, '17	
83	Thomas Duarte	TE	6-2	244	3/30/95	2	UCLA '16	Fullerton, Calif.	D7b, '16	
98	Gabe Wright	DT	6-3	305	4/3/92	3	Auburn '15	Columbus, Ga.	FA, '17	



2017 MIAMI DOLPHINS ALPHABETICAL ROSTER

(as of November 20, 2017 - visit Dolphins.com for most up-to-date roster)

No.	Name	Pos.	Ht.	Wt.	Birthdate	Exp.	College	Hometown	How Acq.	Date Placed
35	Aikens, Walt	CB/S	6-1	212	6/19/91	4	Liberty '14	Charlotte, N.C.	D4, '14	
59	Allen, Chase	LB	6-3	250	8/29/93	R	Southern Illinois '17	Belleville, Ill.	FA, '17	
47	Alonso, Kiko	LB	6-3	233	8/14/90	5	Oregon '13	Los Gatos, Calif.	T, '16 (Phi.)	
44	Anthony, Stephone	LB	6-3	245	7/28/92	3	Clemson '15	Polkton, N.C.	T, '17 (NO)	
68	Asiata, Isaac	G	6-3	341	12/29/92	R	Utah '17	Spanish Fork, Utah	D5a, '17	
50	Branch, Andre	DE	6-5	263	7/14/89	6	Clemson '12	Richmond, Va.	UFA, '16 (Jax.)	
64	Brendel, Jake	C	6-4	299	9/10/92	2	UCLA '16	Plano, Texas	FA, '16	
74	Bushrod, Jermon	G/T	6-5	318	8/19/84	11	Towson '07	King George, Va.	FA, '16	
88	Carroo, Leonte	WR	6-1	215	1/24/94	2	Rutgers '16	Edison, N.J.	D3b, '16	
6	Cutler, Jay	QB	6-3	231	4/29/83	12	Vanderbilt '06	Santa Claus, Ind.	FA, '17	
77	Davis, Jesse	G/T	6-6	321	9/15/91	1	Idaho '16	Asotin, Wash.	FA, '17	
92	Denney, John	LS	6-5	242	12/13/78	13	Brigham Young '05	Thornton, Colo.	FA, '05	
32	Drake, Kenyan	RB	6-1	211	1/26/94	2	Alabama '16	Powder Springs, Ga.	D3a, '16	
9	Fales, David	QB	6-2	213	10/4/90	3	San Jose State '14	Salinas, Calif.	FA, '17	
80	Fasano, Anthony	TE	6-4	258	4/20/84	12	Notre Dame '06	Verona, N.J.	UFA, '17 (Ten.)	
78	Fede, Terrence	DE	6-4	267	11/19/91	4	Marist '14	Nyack, N.Y.	D7, '14	
56	Godchaux, Davon	DT	6-3	305	11/11/94	R	LSU '17	Plaquemine, La.	D5b, '17	
19	Grant, Jakeem	WR	5-7	169	10/30/92	2	Texas Tech '16	Mesquite, Texas	D6a, '16	
48	Gray, MarQueis	TE	6-4	263	11/7/89	5	Minnesota '13	Indianapolis, Ind.	FA, '16	
16	Haack, Matt	P	6-0	205	7/25/94	R	Arizona State '17	West Des Moines, Iowa	FA, '17	
90	Harris, Charles	DE	6-3	250	3/6/95	R	Missouri '17	Kansas City, Mo.	D1, '17	
95	Hayes, William	DE	6-3	278	5/2/85	10	Winston-Salem St. '08	High Point, N.C.	T, '17 (LAR)	
25	Howard, Xavien	CB	6-1	196	7/4/93	2	Baylor '16	Houston, Texas	D2, '16	
45	Hull, Mike	LB	6-0	232	5/25/91	2	Penn State '15	Cononsburg, Pa.	FA, '15	
20	Jones, Reshad	S	6-1	223	2/25/88	8	Georgia '10	Atlanta, Ga.	D5b, '10	
14	Landry, Jarvis	WR	5-11	208	11/28/92	4	LSU '14	Lutcher, La.	D2, '14	
62	Larsen, Ted	C/G	6-3	320	6/13/87	8	NC State '10	Palm Harbor, Fla.	UFA, '17 (Chi.)	
21	Lucas, Jordan	CB/S	6-0	202	8/2/93	2	Penn State '16	New Rochelle, N.Y.	D6b, '16	
28	McCain, Bobby	CB	5-11	192	8/18/93	3	Memphis '15	Oxford, Ala.	D5a, '15	
22	McDonald, T.J.	S	6-2	223	1/26/91	5	USC '13	Fresno, Calif.	UFA, '17 (LAR)	
33	McTyer, Torry	CB	5-11	184	4/10/95	R	UNLV '17	Los Angeles, Calif.	FA, '17	
8	Moore, Matt	QB	6-3	219	8/9/84	11	Oregon State '07	Newhall, Calif.	UFA, '11 (Car.)	
11	Parker, DeVante	WR	6-3	212	1/20/93	3	Louisville '15	Louisville, Ky.	D1, '15	
1	Parkey, Cody	K	6-0	190	2/19/92	3	Auburn '14	Jupiter, Fla.	Wai., '17 (Cle.)	
34	Perry, Senorise	RB	6-0	210	9/19/91	3	Louisville '14	Summerville, Ga.	FA, '16	
97	Phillips, Jordan	DT	6-6	333	9/21/92	3	Oklahoma '15	Wichita, Kan.	D2, '15	
51	Pouncey, Mike	C	6-5	298	7/24/89	7	Florida '11	Lakeland, Fla.	D1, '11	
87	Scott, Rashawn	WR	6-0	199	1/29/92	2	Miami (FL) '16	Melbourne, Fla.	FA, '16	
27	Smith, Maurice	S	6-0	197	6/14/95	R	Georgia '17	Sugar Land, Texas	FA, '17	
71	Sterup, Zach	T	6-9	318	5/14/92	1	Nebraska '15	Hastings, Neb.	FA, '17	
10	Stills, Kenny	WR	6-1	196	4/22/92	5	Oklahoma '13	Carlsbad, Calif.	T, '15 (N.O.)	
93	Suh, Ndamukong	DT	6-4	305	1/6/87	8	Nebraska '10	Portland, Ore.	UFA, '15 (Det.)	
30	Tankersley, Cordrea	CB	6-1	196	11/19/93	R	Clemson '17	Beech Island, S.C.	D3, '17	
96	Taylor, Vincent	DT	6-3	296	1/5/94	R	Oklahoma State '17	San Antonio, Texas	D6, '17	
89	Thomas, Julius	TE	6-5	262	6/27/88	7	Portland State '11	Stockton Calif.	T, '17 (Jax.)	
31	Thomas, Michael	S	5-11	195	3/17/90	5	Stanford '12	Houston, Texas	FA, '13	
94	Timmons, Lawrence	LB	6-1	242	5/14/86	11	Florida State '07	Florence, S.C.	UFA, '17 (Pit.)	
67	Tunsil, Laremy	T	6-5	318	8/2/94	2	Mississippi '16	Lake City, Fla.	D1, '16	
42	Verner, Alterraun	CB	5-10	187	12/13/88	8	UCLA '10	Orange, Calif.	FA, '17	
91	Wake, Cameron	DE	6-3	263	1/30/82	9	Penn State '05	Hyattsville, Md.	FA, '09	
26	Williams, Damien	RB	5-11	224	4/3/92	4	Oklahoma '14	San Diego, Calif.	FA, '14	
79	Young, Sam	T	6-8	306	6/24/87	8	Notre Dame '10	Coral Springs, Fla.	UFA, '16 (Jax.)	
RESERVE/INJURED										
29	Allen, Nate	S	6-1	214	11/30/87	8	South Florida '10	Cape Coral, Fla.	UFA, '17 (Oak.)	10/31/17
49	Barrow, Lamin	LB	6-2	235	11/29/90	4	LSU '14	Marrero, La.	FA, '17	7/31/17
15	Ford, Isaiah	WR	6-2	195	2/9/96	R	Virginia Tech '17	Jacksonville, Fla.	D7, '17	8/19/17
70	James, Ja'Wuan	T	6-6	307	6/3/92	4	Tennessee '14	Swansea, Ga.	D1, '14	11/11/17
36	Lippett, Tony	CB	6-3	192	7/2/92	3	Michigan State '15	Detroit, Mich.	D5d, '15	9/2/17
52	McMillan, Raekwon	LB	6-2	248	11/17/95	R	Ohio State '17	Hinesville, Ga.	D2, '17	9/2/17
55	Misi, Koa	LB	6-3	265	1/17/87	8	Utah '10	Santa Rosa, Calif.	D2, '10	7/25/17
72	Smith, Eric	T	6-4	321	9/2/95	R	Virginia '17	Decatur, Ga.	FA, '17	10/3/17
65	Steen, Anthony	C/G	6-4	320	5/9/90	2	Alabama '14	Clarksdale, Miss.	FA, '16	10/31/17
17	Tannehill, Ryan	QB	6-4	216	7/27/88	6	Texas A&M '12	Big Spring, Texas	D1, '12	8/12/17
PRACTICE SQUAD										
7	Doughty, Brandon	QB	6-3	212	10/6/91	1	Western Kentucky '16	Davie, Fla.	D7a, '16	
83	Duarte, Thomas	TE	6-2	244	3/30/95	2	UCLA '16	Fullerton, Calif.	D7b, '16	
46	Hewitt, Neville	LB	6-2	234	4/6/93	3	Marshall '15	Conyers, Ga.	FA, '15	
63	Hickey, Sean	T	6-6	306	9/29/91	1	Syracuse '15	Murrysville, Pa.	FA, '17	
18	Lewis, Malcolm	WR	5-10	194	10/27/93	R	Miami (FL) '17	Miramar, Fla.	FA, '17	
82	Listenbee, Kolby	WR	6-0	183	1/25/94	1	TCU '16	Arlington, Texas	FA, '17	
75	Malveaux, Cameron	DE	6-5	276	8/22/94	R	Houston '17	Beaumont, Texas	FA, '17	
81	Morgan, Drew	WR	6-0	187	12/2/94	R	Arkansas '17	Greenwood, Ark.	FA, '17	
98	Wright, Gabe	DT	6-3	305	4/3/92	3	Auburn '15	Columbus, Ga.	FA, '17	



2017 MIAMI DOLPHINS POSITIONAL ROSTER / PRONUNCIATIONS (as of Nov. 20, 2017)

OFFENSE (24)

QUARTERBACKS (3)						
NO	NAME	POS	HT	WT	DOB	EXP
6	Cutler, Jay	QB	6-3	231	4/29/83	12
8	Moore, Matt	QB	6-3	219	8/9/84	11
9	Fales, David	QB	6-2	213	10/4/90	3

RUNNING BACKS (3)						
NO	NAME	POS	HT	WT	DOB	EXP
26	Williams, Damien	RB	5-11	224	4/3/92	4
32	Drake, Kenyan	RB	6-1	211	1/26/94	2
34	Perry, Senorise	RB	6-0	210	9/19/91	3

WIDE RECEIVERS (6)						
NO	NAME	POS	HT	WT	DOB	EXP
10	Stills, Kenny	WR	6-1	196	4/22/92	5
11	Parker, DeVante	WR	6-3	212	1/20/93	3
14	Landry, Jarvis	WR	5-11	208	11/28/92	4
19	Grant, Jakeem	WR	5-7	169	10/30/92	2
87	Scott, Rashawn	WR	6-0	199	1/29/92	2
88	Carroo, Leonte	WR	6-1	215	1/24/94	2

TIGHT ENDS (3)						
NO	NAME	POS	HT	WT	DOB	EXP
48	Gray, MarQueis	TE	6-4	263	11/7/89	5
80	Fasano, Anthony	TE	6-4	258	4/20/84	12
89	Thomas, Julius	TE	6-5	262	6/27/88	7

OFFENSIVE LINEMEN (9)						
NO	NAME	POS	HT	WT	DOB	EXP
51	Pouncey, Mike	C	6-5	298	7/24/89	7
62	Larsen, Ted	C/G	6-3	320	6/13/87	8
64	Brendel, Jake	C	6-4	299	9/10/92	2
67	Tunsil, Laremy	T	6-5	318	8/2/94	2
68	Asiata, Isaac	G	6-3	341	12/29/92	R
71	Sterup, Zach	T	6-9	318	5/14/92	1
74	Bushrod, Jermon	G/T	6-5	318	8/19/84	11
77	Davis, Jesse	G/T	6-6	321	9/15/91	1
79	Young, Sam	T	6-8	306	6/24/87	8

RESERVE/INJURED (8)

NO	NAME	POS	HT	WT	DOB	EXP
15	Ford, Isaiah	WR	6-2	195	2/9/96	R
17	Tannehill, Ryan	QB	6-4	216	7/27/88	6
29	Allen, Nate	S	6-1	214	11/30/87	8
36	Lippett, Tony	CB	6-3	192	7/2/92	3
49	Barrow, Lamin	LB	6-2	235	11/29/90	4
52	McMillan, Raekwon	LB	6-2	248	11/17/95	R
55	Misi, Koa	LB	6-3	265	1/17/87	8
65	Steen, Anthony	C/G	6-4	320	5/9/90	2
72	Smith, Eric	T	6-4	321	9/2/95	R

DEFENSE (25)

DEFENSIVE LINEMEN (9)						
NO	NAME	POS	HT	WT	DOB	EXP
50	Branch, Andre	DE	6-5	263	7/14/89	6
56	Godchaux, Davon	DT	6-3	305	11/11/94	R
78	Fede, Terrence	DE	6-4	267	11/19/91	4
90	Harris, Charles	DE	6-3	250	3/6/95	R
91	Wake, Cameron	DE	6-3	263	1/30/82	9
93	Suh, Ndamukong	DT	6-4	305	1/6/87	8
95	Hayes, William	DE	6-3	278	5/2/85	10
96	Taylor, Vincent	DT	6-3	296	1/5/94	R
97	Phillips, Jordan	DT	6-6	333	9/21/92	3

LINEBACKERS (5)						
NO	NAME	POS	HT	WT	DOB	EXP
44	Anthony, Stephone	LB	6-3	245	7/28/92	3
45	Hull, Mike	LB	6-0	232	5/25/91	2
47	Alonso, Kiko	LB	6-3	233	8/14/90	5
59	Allen, Chase	LB	6-3	250	8/29/93	R
94	Timmons, Lawrence	LB	6-1	242	5/14/86	11

DEFENSIVE BACKS (11)						
NO	NAME	POS	HT	WT	DOB	EXP
20	Jones, Reshad	S	6-1	223	2/25/88	8
21	Lucas, Jordan	CB/S	6-0	202	8/2/93	2
22	McDonald, T.J.	S	6-2	223	1/26/91	5
25	Howard, Xavier	CB	6-1	196	7/4/93	2
27	Smith, Maurice	S	6-0	197	6/14/95	R
28	McCain, Bobby	CB	5-11	192	8/18/93	3
30	Tankersley, Cordrea	CB	6-1	196	11/19/93	R
31	Thomas, Michael	S	5-11	195	3/17/90	5
33	McTyer, Torry	CB	5-11	184	4/10/95	R
35	Aikens, Walt	CB/S	6-1	212	6/19/91	4
42	Verner, Alterraun	CB	5-10	187	12/13/88	8

SPECIALISTS (3)

NO	NAME	POS	HT	WT	DOB	EXP
1	Parkey, Cody	K	6-0	190	2/19/92	3
16	Haack, Matt	P	6-0	205	7/25/94	R
92	Denney, John	LS	6-5	242	12/13/78	13

PRACTICE SQUAD (9)

NO	NAME	POS	HT	WT	DOB	EXP
7	Doughty, Brandon	QB	6-3	212	10/6/91	1
18	Lewis, Malcolm	WR	5-10	194	10/27/93	R
46	Hewitt, Neville	LB	6-2	234	4/6/93	3
63	Hickey, Sean	T	6-6	306	9/29/91	1
75	Malveaux, Cameron	DE	6-5	276	8/22/94	R
81	Morgan, Drew	WR	6-0	187	12/2/94	R
82	Listenbee, Kolby	WR	6-0	183	1/25/94	1
83	Duarte, Thomas	TE	6-2	244	3/30/95	2
98	Wright, Gabe	DT	6-3	305	4/3/92	3

PRONUNCIATION GUIDE

PLAYER	PHONETICALLY	PLAYER	PHONETICALLY	COACH/STAFF	PHONETICALLY
LB Stephone Anthony	steh-FAHN	CB Xavier Howard	EX-ay-vee-n	Lou Anarumo	aann-UH-room-OH
G Isaac Asiata	Ah-see-ah-ta	RB Senorise Perry	Suh-norris	Joe Ciminio	Chu-MEAN-oh
G/T Jermon Bushrod	JURR-mahn	C Mike Pouncey	POUNCE-ee	Dave DeGuglielmo	day-GHOUL-yell-mo
WR Leonte Carroo	LEON-tay Cuh-ROO	T Zach Sterup	STIR-up	Josh Grizzard	Grizz-ARD
QB David Fales	Rhymes with NAILS	DT Ndamukong Suh	En-dom-ah-ken Soo	Naohisa Inoue	Now-HE-Sa, IN-ew-way
DE Terrence Fede	Fuh-DAY	CB Cordrea Tankersley	cohr-DRAY	Daronte Jones	DUH-rawn-tay
DT Davon Godchaux	Duh-VAHN GOD-chaw	G/T Laremy Tunsil	LAIR-uh-mee TUHN-suhl	Chris Kuper	KOO-pehr
TE MarQueis Gray	Mar-KWEES	CB Alterraun Verner	AL-ter-on	Marwan Maalouf	mah-LOOF
P Matt Haack	HAWK			Dave Puloka	Puh-LOH-kuh



2017 MIAMI DOLPHINS - HOW THEY WERE ACQUIRED (as of November 20, 2017)

	DRAFT (19)	TRADES (5)	WAIVERS (1)	FREE AGENTS (27)
2005				LS John Denney
2009				DE Cameron Wake
2010	S Reshad Jones (5b)			
2011	C Mike Pouncey (1)			QB Matt Moore (Car.)
2012				
2013				S Michael Thomas
2014	WR Jarvis Landry (2) CB/S Walt Aikens (4) DE Terrence Fede (7)			RB Damien Williams
2015	WR DeVante Parker (1) DT Jordan Phillips (2) CB Bobby McCain (5a)	WR Kenny Stills (N.O.)		LB Mike Hull DT Ndamukong Suh (Det.)
2016	T Laremy Tunsil (1) CB Xavien Howard (2) RB Kenyan Drake (3a) WR Leonte Carroo (3b) WR Jakeem Grant (6a) CB/S Jordan Lucas (6b)	LB Kiko Alonso (Phi.)		DE Andre Branch (Jax.) C Jake Brendel G/T Jermon Bushrod TE MarQueis Gray RB Senorise Perry WR Rashawn Scott T Sam Young
2017	DE Charles Harris (1) CB Cordrea Tankersley (3) G Isaac Asiata (5a) DT Davon Godchaux (5b) DT Vincent Taylor (6)	LB Stephone Anthony (NO) DE William Hayes (LAR) TE Julius Thomas (Jax.)	K Cody Parkey (Cle.)	LB Chase Allen QB Jay Cutler G/T Jesse Davis QB David Fales TE Anthony Fasano (Ten.) P Matt Haack C/G Ted Larsen (Chi.) S T.J. McDonald (LAR) CB Torry McTyer S Maurice Smith T Zach Sterup LB Lawrence Timmons (Pit.) CB Alterraun Verner



2017 GAME RECAPS

WEEK 2

SEPT. 17, 2017 | CARSON, CALIF.
STUBHUB CENTER
ATTENDANCE: 25,381 | TV: CBS

SCORING SUMMARY

MIAMI 19

L.A. CHARGERS 17

	1	2	3	4	F
Miami	3	0	10	6	19
L.A. Chargers	0	10	7	0	17

In their long-awaited season debut, the Dolphins pulled off a remarkable fourth-quarter victory.

Cody Parkey's fourth field goal of the game, a 54-yarder with 1:05 remaining, gave the Dolphins a 19-17 victory against the Los Angeles Chargers at StubHub Center. Parkey, claimed off waivers from Cleveland on Sept. 3, improved to 6-for-6 in his career on field goals of 50 yards or longer.

The Dolphins clinched the victory on defense when Younghoe Koo missed a 44-yard field goal attempt with five seconds left.

Parkey's winning kick capped a 15-yard scoring drive after the Dolphins defense made a stop and Jakeem Grant had a 14-yard punt return. Jay Ajayi, who picked up where he left off last season by rushing for over 100 yards, started the drive with a 10-yard run.

Parkey earlier kicked field goals of 30, 28 and 35 yards, and Jay Cutler threw a 29-yard touchdown pass to Kenny Stills in his first game in a Dolphins uniform.

Antonio Gates for the Chargers on a 17-yard touchdown pass, which helped him set an NFL record for tight ends with his 112th career touchdown. Melvin Gordon scored on a 1-yard run and Younghoe Koo kicked a field goal in the first half.

Both offenses picked up considerably in the second half, starting with the Dolphins taking the opening drive 75 yards for the Stills touchdown that tied the score 10-10.

The drive began with an 11-yard pass to Landry and ended when Cutler rolled right and threw on the move to Stills, who beat linebacker Jatavis Brown in the end zone.

SCORING DRIVES

TEAM	QTR	TIME	PLAY (EXTRA POINT) (DRIVE INFO)	MIA	LAC
Dolphins	1	7:07	C.Parkey 30 yd. Field Goal (13-70, 6:18)	3	0
Chargers	2	13:41	Y.Koo 41 yd. Field Goal (6-23, 2:36)	3	3
Chargers	2	5:01	M.Gordon 1 yd. run (Y.Koo kick) (7-70, 3:57)	3	10
Dolphins	3	12:07	K.Stills 29 yd. pass from J.Cutler (C.Parkey kick) (7-75, 2:53)	10	10
Chargers	3	8:18	A.Gates 7 yd. pass from P.Rivers (Y.Koo kick) (8-77, 3:49)	10	17
Dolphins	3	2:43	C.Parkey 28 yd. Field Goal (12-67, 5:35)	13	17
Dolphins	4	6:28	C.Parkey 35 yd. Field Goal (14-64, 7:05)	16	17
Dolphins	4	1:05	C.Parkey 54 yd. Field Goal (5-15, 1:57)	19	17

GAME STATISTICS

RUSHING (Att-Yds-TD):

Miami: J. Ajayi 28-122, J. Cutler 2-(-1), K. Drake 1-(-3), J. Landry 1-(-7).
L.A. Chargers: B. Oliver 3-31, M. Gordon 9-13-1, D. Watt 1-0, P. Rivers 1-0.

PASSING (A-C-Y-TD-I):

Miami: J. Cutler 33-24-230-1-0, J. Landry 1-0-0-0-0.
L.A. Chargers: P. Rivers 39-31-331-1-0.

RECEIVING (Rec-Yds-TD):

Miami: J. Landry 13-78, D. Parker 4-85, J. Thomas 3-26, K. Stills 2-37-1, J. Ajayi 2-4.
L.A. Chargers: K. Allen 9-100, H. Henry 7-80, M. Gordon 7-65, Ty. Williams 4-54, A. Gates 2-11-1, T. Benjamin 1-11, S. McGrath 1-10.

SACKS (Sk-Yds):

Miami: W. Hayes 1-8.
L.A. Chargers: M. Ingram 1-5, C. McCain 1-0.

INTERCEPTIONS (Int-Yds):

Miami: None
L.A. Chargers: None

FORCED FUMBLES:

Miami: None.
L.A. Chargers: None.

FUMBLE RECOVERIES (No-Yds):

Miami: None.
L.A. Chargers: None.

TEAM STATS

	MIA	LAC
First Downs	21	24
Rushing	6	3
Passing	13	19
Penalty	2	2
3rd-Down Efficiency	5 for 13	2 for 8
4th-Down Efficiency	0 for 1	0 for 0
Total Net Yards	336	367
Total Net Plays	68	54
Average Gain	4.9	6.8
Net Yards Rushing	111	44
Rushes	32	14
Yards per Rush	3.5	3.1
Net Yards Passing	225	323
Completed - Attempted	24-34	31-39
Yards per Pass Play	6.3	8.1
Sacked - Yards Lost	2-5	1-8
Had Intercepted	0	0
Punts - Average	3-130-43.3	4-170-42.5
Return Yardage	92	89
Punts - Return Yards	3-21	1-23
Kickoffs - Return Yards	3-71	4-66
Interceptions - Return Yards	0-0	0-0
Penalties - Yards	5-23	6-56
Fumbles - Lost	0-0	0-0
Red-Zone Efficiency	0 for 3	2 for 3
Goal-to-Go Efficiency	0 for 2	2 for 2
Time of Possession	33:22	26:38



2017 GAME RECAPS

WEEK 3

SEPT. 24, 2017 | EAST RUTHERFORD, N.J.
METLIFE STADIUM
ATTENDANCE: 77,562 | TV: CBS

SCORING SUMMARY

MIAMI 6

N.Y. JETS 20

	1	2	3	4	F
Miami	0	0	0	6	6
N.Y. Jets	0	10	10	0	20

The Dolphins said all week they were expecting a tough battle from the New York Jets regardless of what happened in the first two weeks of the NFL regular season, but they weren't expecting such a difficult afternoon at MetLife Stadium.

Veteran quarterback Josh McCown threw a 69-yard pass to Robby Anderson late in the first half and the Jets defense stifled the Dolphins in a 20-6 victory Sunday afternoon.

The Dolphins, coming off a thrilling 2-point victory against the Los Angeles Chargers in their delayed season opener, were one play away from being shut out for the first time since Dec. 22, 2013. DeVante Parker scored on a 3-yard touchdown pass from Jay Cutler on the final play of the game before Cody Parkey missed the extra point, perhaps a fitting ending for this disappointing afternoon.

The Dolphins did not take a snap inside the Jets 45-yard line until the fourth quarter, which is also the only time they converted a third-down situation. The Dolphins were 0-for-3 in fourth-down conversions, including a pass by Matt Haack on a fake punt that resulted in an interception by safety Terrence Brooks.

Another fourth-down attempt came from the Jets 21-yard line early in the fourth quarter with the Dolphins trailing 20-0. The Dolphins reached the Jets 29-yard line later in the fourth quarter, but that drive ended with Brooks' second interception of the game.

Jay Ajayi, who rushed for 122 yards against the Chargers, was held to 16 yards on 11 carries.

The Dolphins defense started off strong, with Cameron Wake and Andre Branch each getting a sack in the first quarter, but the Jets started moving the ball effectively in the second quarter. The Dolphins also lost two defensive backs to injury when Byron Maxwell (eye) and Nate Allen (hamstring) left the game.

Maxwell returned and forced a turnover when he knocked the ball loose from running back Elijah McGuire and linebacker Mike Hull recovered the fumble.

SCORING DRIVES

TEAM	QTR	TIME	PLAY (EXTRA POINT) (DRIVE INFO)	MIA	NYJ
Jets	2	7:17	C.Catanzaro 40 yd. Field Goal (9-41, 5:42)	0	3
Jets	2	1:42	R.Anderson 69 yd. pass from J.McCown (C.Catanzaro kick) (3-71, 0:40)	0	10
Jets	3	9:48	B.Powell 1 yd. run (C.Catanzaro kick) (7-49, 4:06)	0	17
Jets	3	1:35	C.Catanzaro 22 yd. Field Goal (13-45, 6:58)	0	20
Dolphins	4	0:00	D.Parker 3 yd. pass from J.Cutler (kick failed, wl) (8-80, 2:15)	6	20

GAME STATISTICS

RUSHING (Att-Yds-TD):

Miami: J. Ajayi 11-16, J. Cutler 1-9, D. Williams 2-5, K. Drake 1-0.
N.Y. Jets: B. Powell 15-37-1, E. McGuire 7-34, M. Forte 8-25, J. McCown 4-7.

PASSING (A-C-Y-TD-I):

Miami: J. Cutler 44-26-220-1-1, M. Haack 1-0-0-0-0.
N.Y. Jets: J. McCown 23-18-249-1-0.

RECEIVING (Rec-Yds-TD):

Miami: D. Parker 8-76-1, J. Landry 6-48, K. Stills 4-51, J. Thomas 3-16, J. Ajayi 2-9, J. Grant 1-12, D. Williams 1-6, K. Drake 1-2.
N.Y. Jets: J. Kerley 5-42, A. Seferian-Jenkins 5-31, R. Anderson 3-95-1, J. Kearse 3-42, A. Stewart 1-24, L. Thomas 1-15.

SACKS (Sk-Yds):

Miami: C. Wake 1-11, A. Branch 1-5.
N.Y. Jets: B. Skrine 1-12, Ja. Adams 1-10, D. Bass 1-3.

INTERCEPTIONS (Int-Yds):

Miami: None
N.Y. Jets: T. Brooks 2-13.

FORCED FUMBLES:

Miami: B. Maxwell 1, N. Suh 1.
N.Y. Jets: None.

FUMBLE RECOVERIES (No-Yds):

Miami: M. Hull 1-0.
N.Y. Jets: None.

TEAM STATS

	MIA	NYJ
First Downs	16	16
Rushing	0	4
Passing	12	9
Penalty	4	3
3rd-Down Efficiency	1 for 12	4 for 13
4th-Down Efficiency	0 for 3	0 for 0
Total Net Yards	225	336
Total Net Plays	63	59
Average Gain	3.6	5.7
Net Yards Rushing	30	103
Rushes	15	34
Yards per Rush	2.0	3.0
Net Yards Passing	195	233
Completed - Attempted	26-45	18-23
Yards per Pass Play	4.1	9.3
Sacked - Yards Lost	3-25	2-16
Had Intercepted	2	0
Punts - Average	7-333-47.6	5-243-48.6
Return Yardage	28	44
Punts - Return Yards	2-13	4-31
Kickoffs - Return Yards	1-15	0-0
Interceptions - Return Yards	0-0	2-13
Penalties - Yards	8-51	10-94
Fumbles - Lost	1-0	3-1
Red-Zone Efficiency	1 for 1	1 for 2
Goal-to-Go Efficiency	1 for 1	1 for 2
Time of Possession	23:52	36:08



2017 GAME RECAPS

WEEK 4

OCT. 1, 2017 | LONDON, ENGLAND
WEMBLEY STADIUM
ATTENDANCE: 84,423 | TV: FOX

SCORING SUMMARY

NEW ORLEANS 20

MIAMI 0

	1	2	3	4	F
New Orleans	0	3	7	10	20
Miami	0	0	0	0	0

A promising first drive had a disappointing ending for the Dolphins, and things didn't get better after that in London.

The Dolphins offense could get little going after an end zone interception on that first drive and the result was a 20-0 loss against the New Orleans Saints at Wembley Stadium.

Drew Brees threw touchdown passes to wide receiver Michael Thomas — not to be confused with Dolphins safety Michael Thomas — and running back Alvin Kamara, and Will Lutz kicked two field goals for the Saints.

The Dolphins drove 81 yards on the opening drive of the game and had a first-and-goal after a 22-yard completion from Jay Cutler to tight end Julius Thomas on third-and-7. But on first down from the Saints 4-yard line, cornerback Ken Crawley picked off Cutler when he attempted a fade pass to Thomas, who was lined up wide to the right.

The Dolphins had only one other promising drive, but that one ended with a questionable offensive pass interference call on Kenny Stills when Cutler had hit Jarvis Landry for a first down inside the New Orleans 40-yard line.

The Dolphins suffered their first shutout loss since December 2013 when they dropped a 19-0 decision against the Buffalo Bills.

The defense held New Orleans off the scoreboard until the final play of the first half when Lutz hit a 43-yard field goal. The Saints began the drive at midfield with 1:10 left after the Dolphins' previous was derailed by back-to-back penalties that created a first-and-26 from their 6-yard line.

Defensive end Cameron Wake had his second sack in two games in the fourth quarter, but Kamara scored on a 12-yard shovel pass on third-and-goal on the very next play.

New Orleans increased its lead to 10-0 when it took the second-half kickoff and marched 77 yards for a touchdown. The drive was kept alive when defensive tackle Davon Godchaux was flagged for a defensive holding on a third-and-1 where safety Reshad Jones dropped running back Mark Ingram in the backfield for a loss. There also was a fourth-and-inches conversion by Brees on a sneak when the spot barely was good enough for a first down.

The Saints made it 13-0 early in the fourth quarter when Lutz kicked a 45-yard field goal.

The Dolphins, meanwhile, did not take an offensive snap beyond their 40-yard line the second half until the final minutes.

SCORING DRIVES

TEAM	QTR	TIME	PLAY (EXTRA POINT) (DRIVE INFO)	NO	MIA
Saints	2	0:00	W.Lutz 43 yd. Field Goal (8-25, 1:10)	3	0
Saints	3	9:01	M.Thomas 3 yd. pass from D.Brees (W.Lutz kick) (11-77, 5:59)	10	0
Saints	4	12:32	W.Lutz 45 yd. Field Goal (12-34, 6:37)	13	0
Saints	4	3:57	A.Kamara 12 yd. pass from D.Brees (W.Lutz kick) (11-87, 5:41)	20	0

GAME STATISTICS

RUSHING (Att-Yds-TD):

New Orleans: M. Ingram 14-45, A. Kamara 5-25, T. Ginn 1-9, A. Peterson 4-4, D. Brees 4-3.

Miami: J. Ajayi 12-46, K. Drake 1-6, J. Cutler 1-5, D. Williams 1-1.

PASSING (A-C-Y-TD-I):

New Orleans: D. Brees 41-29-268-2-0.

Miami: J. Cutler 28-20-164-0-1.

RECEIVING (Rec-Yds-TD):

New Orleans: A. Kamara 10-71-1, M. Thomas 8-89-1, M. Ingram 4-17, T. Ginn 2-25, C. Fleener 2-21, B. Coleman 1-31, M. Hoomanawanui 1-13, T. Lewis 1-1.

Miami: D. Parker 6-89, J. Landry 6-40, K. Stills 3-13, J. Thomas 2-29, K. Drake 2-5, J. Ajayi 1-8.

SACKS (Sk-Yds):

New Orleans: R. Bush 1-12, C. Jordan 1-10, A. Klein 1-8, D. Onyemata 1-6.

Miami: C. Wake 1-7.

INTERCEPTIONS (Int-Yds):

New Orleans: K. Crawley 1-0.

Miami: None.

FORCED FUMBLES:

New Orleans: C. Jordan 1, M. Lattimore 1.

Miami: None.

FUMBLE RECOVERIES (No-Yds):

New Orleans: None.

Miami: None.

TEAM STATS

	NO	MIA
First Downs	22	11
Rushing	4	3
Passing	16	7
Penalty	2	1
3rd-Down Efficiency	6 for 13	1 for 8
4th-Down Efficiency	1 for 2	0 for 1
Total Net Yards	347	186
Total Net Plays	70	47
Average Gain	5.0	4.0
Net Yards Rushing	86	58
Rushes	28	15
Yards per Rush	3.1	3.9
Net Yards Passing	261	128
Completed - Attempted	29-41	20-28
Yards per Pass Play	6.2	4.0
Sacked - Yards Lost	1-7	4-36
Had Intercepted	0	1
Punts - Average	3-141-47.0	6-263-43.8
Return Yardage	49	54
Punts - Return Yards	3-26	2-9
Kickoffs - Return Yards	1-23	2-45
Interceptions - Return Yards	1-0	0-0
Penalties - Yards	8-71	11-90
Fumbles - Lost	2-0	2-0
Red-Zone Efficiency	2 for 4	0 for 1
Goal-to-Go Efficiency	2 for 2	0 for 1
Time of Possession	34:28	25:32



2017 GAME RECAPS

WEEK 5

OCT. 8, 2017 | MIAMI GARDENS, FLA.
HARD ROCK STADIUM
ATTENDANCE: 65,135 | TV: CBS

SCORING SUMMARY

TENNESSEE 10

MIAMI 16

	1	2	3	4	F
Tennessee	0	3	7	0	10
Miami	10	0	0	6	16

Safety Reshad Jones recovered two fumbles, including one for a touchdown, and the defense recorded six sacks in a 16-10 victory against the Tennessee Titans at Hard Rock Stadium.

Jarvis Landry scored the go-ahead touchdown early in the fourth quarter when he caught a 6-yard pass from Jay Cutler on third-and-goal.

The six sacks, including two by Andre Branch, came against backup quarterback Matt Cassel, who started for Tennessee in place of the injured Marcus Mariota. Rookie first-round pick Charles Harris had his first NFL sack and it was a big one — it came on third down in the final four minutes of the fourth quarter.

The Dolphins then all but clinched the victory when Jay Ajayi gained a first down with an 8-yard run on third-and-7.

Jones and Cameron Wake shared a QB sack that almost produced a safety in the third quarter, and Ndamukong Suh had the other.

Jones' touchdown was the fourth of his career, but the first on a fumble return. The other three were on interception returns, including one against Tennessee in 2015.

It was the team's first fumble return for a touchdown since 2014 when Cortland Finnegan scored in London against the Oakland Raiders.

The Dolphins took the lead in the first quarter on Parkey's 41-yard field goal, which came after Jones recovered a DeMarco Murray fumble forced by rookie defensive tackle Davon Godchaux.

Jones' touchdown made it 10-0 before Tennessee cut the Dolphins with a field goal after the Titans recovered a Jay Ajayi fumble.

Tennessee tied the game in the third quarter with a 69-yard touchdown drive capped by an 11-yard pass from Cassel to tight end Phillip Supernaw. The play came after Supernaw had been flagged for two false starts to move the ball from the Miami 1-yard line to the 11.

Linebacker Rey Maualuga made his Dolphins debut after missing the first three games because of a hamstring injury.

SCORING DRIVES

TEAM	QTR	TIME	PLAY (EXTRA POINT) (DRIVE INFO)	TEN	MIA
Dolphins	1	0:53	C.Parkey 41 yd. Field Goal (7-19, 3:09)	0	3
Dolphins	1	0:06	R.Jones 38 yd. fumble return (C.Parkey kick)	0	10
Titans	2	9:37	R.Succop 45 yd. Field Goal (4--3, 2:15)	3	10
Titans	3	7:17	P.Superanaw 11 yd. pass from M.Cassel (R.Succop kick) (9-69, 4:42)	10	10
Dolphins	4	10:33	J.Landry 6 yd. pass from J.Cutler (kick failed, wr) (10-58, 4:56)	10	16

GAME STATISTICS

RUSHING (Att-Yds-TD):

Tennessee: D. Murray 14-58, D. Henry 4-9, T. Taylor 1-5, R. Matthews 1-(-3).
Miami: J. Ajayi 25-77, D. Williams 3-15, J. Cutler 2-8, K. Drake 1-0.

PASSING (A-C-Y-TD-I):

Tennessee: M. Cassel 32-21-141-1-0.
Miami: J. Cutler 26-12-92-1-1, M. Gray 1-0-0-0-0.

RECEIVING (Rec-Yds-TD):

Tennessee: J. Smith 5-21, E. Decker 4-34, D. Murray 4-11, R. Matthews 3-34, D. Walker 3-25, P. Supernaw 2-16-1.
Miami: J. Landry 5-44-1, J. Ajayi 2-2, J. Thomas 1-15, D. Williams 1-13, K. Stills 1-13, D. Parker 1-6, J. Grant 1-(-1).

SACKS (Sk-Yds):

Tennessee: J. Casey 1-14.
Miami: A. Branch 2-5, C. Harris 1-8, K. Alonso 1-0, N. Suh 1-0, R. Jones 0.5-4.5, C. Wake 0.5-4.5.

INTERCEPTIONS (Int-Yds):

Tennessee: T. Smith 1-14.
Miami: None

FORCED FUMBLES:

Tennessee: A. Jackson 1.
Miami: K. Alonso 1, D. Godchaux 1.

FUMBLE RECOVERIES (No-Yds):

Tennessee: K. Byard 1-6.
Miami: R. Jones 2-38-1.

TEAM STATS

	TEN	MIA
First Downs	14	12
Rushing	3	5
Passing	9	7
Penalty	2	0
3rd-Down Efficiency	2 for 13	5 for 15
4th-Down Efficiency	0 for 0	0 for 0
Total Net Yards	188	178
Total Net Plays	58	59
Average Gain	3.2	3.0
Net Yards Rushing	69	100
Rushes	20	31
Yards per Rush	3.5	3.2
Net Yards Passing	119	78
Completed - Attempted	21-32	12-27
Yards per Pass Play	3.1	2.8
Sacked - Yards Lost	6-22	1-14
Had Intercepted	0	1
Punts - Average	10-549-54.9	9-459-51.0
Return Yardage	67	91
Punts - Return Yards	2-14	7-47
Kickoffs - Return Yards	2-39	2-44
Interceptions - Return Yards	1-14	0-0
Penalties - Yards	11-77	5-23
Fumbles - Lost	2-2	1-1
Red-Zone Efficiency	1 for 1	1 for 1
Goal-to-Go Efficiency	1 for 1	1 for 1
Time of Possession	30:15	29:45



2017 GAME RECAPS

WEEK 6

OCT. 15, 2017 | ATLANTA, GA.
MERCEDES-BENZ STADIUM
ATTENDANCE: 70,593 | TV: CBS

SCORING SUMMARY

MIAMI 20

ATLANTA 17

	1	2	3	4	F
Miami	0	0	14	6	20
Atlanta	10	7	0	0	17

The Dolphins pulled off a remarkable comeback in their first-ever visit to Atlanta's Mercedes-Benz Stadium.

The Dolphins scored 20 unanswered points in the second half to stun the defending NFC champion Atlanta Falcons, 20-17. This marked the first time the Dolphins erased a 17-point second-half deficit on the road since the famous "Fake Spike" game against the New York Jets in 1994.

Kicker Cody Parkey's second field goal of the game, a 38-yarder with 2:45 remaining in the fourth quarter broke a 17-17 tie. Safety Reshad Jones then clinched the victory when he intercepted Matt Ryan at the Dolphins 7-yard line with 38 seconds left after the Falcons had moved into field goal range.

Rookie third-round pick Cordrea Tankersley broke up Ryan's pass intended for tight end Austin Hooper and Jones was there to grab the floating ball.

Parkey earlier had tied the game with a 49-yard field goal in the fourth quarter after Jay Cutler threw touchdown passes to wide receivers Kenny Stills and Jarvis Landry.

Running back Jay Ajayi was a key factor in the victory as well, as he rushed for 130 yards — his second 100-yard performance of the season.

The defense shut out the potent Atlanta offense in the second half, thanks to the pass rush and Jones' heroics.

The Dolphins began their comeback with the opening drive of the second half when they drove 75 yards on 15 plays. The 8:43 drive was the Dolphins' longest in terms of time since 2013 when they had a 9:10 drive against the New York Jets. The key play in the drive was a 3-yard completion from Cutler to running back Damien Williams.

The drive also featured an 18-yard completion from Cutler to Stills on third-and-2 and ended with the two hooking up for an 11-yard touchdown on third-and-7.

SCORING DRIVES

TEAM	QTR	TIME	PLAY (EXTRA POINT) (DRIVE INFO)	MIA	ATL
Falcons	1	9:41	M.Bryant 50 yd. Field Goal (11-43, 5:19)	0	3
Falcons	1	1:51	M.Hall 40 yd. pass from M.Ryan (M.Bryant kick) (9-90, 4:49)	0	10
Falcons	2	5:29	T.Coleman 6 yd. run (M.Bryant kick) (5-61, 2:23)	0	17
Dolphins	3	6:17	K.Stills 11 yd. pass from J.Cutler (C.Parkey kick) (15-75, 8:43)	7	17
Dolphins	3	1:32	J.Landry 7 yd. pass from J.Cutler (C.Parkey kick) (5-51, 2:30)	14	17
Dolphins	4	8:34	C.Parkey 49 yd. Field Goal (8-21, 3:08)	17	17
Dolphins	4	2:30	C.Parkey 38 yd. Field Goal (10-46, 4:30)	20	17

GAME STATISTICS

RUSHING (Att-Yds-TD):

Miami: J. Ajayi 26-130, D. Williams 4-9, J. Cutler 1-(-1).

Atlanta: D. Freeman 9-68, T. Coleman 9-32-1, M. Bosher 1-0.

PASSING (A-C-Y-TD-I):

Miami: J. Cutler 33-19-151-2-1.

Atlanta: M. Ryan 35-24-248-1-1.

RECEIVING (Rec-Yds-TD):

Miami: J. Landry 8-62-1, K. Stills 4-49-1, J. Thomas 3-22, D. Williams 3-14, J. Grant 1-4.

Atlanta: A. Hooper 7-48, Ju. Jones 6-72, T. Gabriel 4-39, J. Hardy 3-34, D. Freeman 2-11, M. Hall 1-40-1, T. Coleman 1-4.

SACKS (Sk-Yds):

Miami: N. Suh 1-5, C. Wake 1-4.

Atlanta: None.

INTERCEPTIONS (Int-Yds):

Miami: R. Jones 1-15.

Atlanta: D. Jones 1-1.

FORCED FUMBLES:

Miami: None.

Atlanta: None.

FUMBLE RECOVERIES (No-Yds):

Miami: None.

Atlanta: None.

TEAM STATS

	MIA	ATL
First Downs	20	19
Rushing	7	5
Passing	10	13
Penalty	3	1
3rd-Down Efficiency	5 for 12	6 for 11
4th-Down Efficiency	2 for 3	0 for 1
Total Net Yards	289	339
Total Net Plays	64	56
Average Gain	4.5	6.1
Net Yards Rushing	138	100
Rushes	31	19
Yards per Rush	4.5	5.3
Net Yards Passing	151	239
Completed - Attempted	19-33	24-35
Yards per Pass Play	4.6	6.5
Sacked - Yards Lost	0-0	2-9
Had Intercepted	1	1
Punts - Average	2-80-40.0	3-118-39.3
Return Yardage	58	35
Punts - Return Yards	1-8	0-0
Kickoffs - Return Yards	2-35	2-34
Interceptions - Return Yards	1-15	1-1
Penalties - Yards	4-42	6-73
Fumbles - Lost	0-0	1-0
Red-Zone Efficiency	2 for 3	1 for 1
Goal-to-Go Efficiency	0 for 0	1 for 1
Time of Possession	34:24	25:36



WEEK 7

OCT. 22, 2017 | MIAMI GARDENS, FLA.
HARD ROCK STADIUM
ATTENDANCE: 65,025 | TV: FOX

N.Y. JETS 28

MIAMI 31

SCORING SUMMARY

	1	2	3	4	F
N.Y. Jets	14	7	7	0	28
Miami	7	7	0	17	31

Matt Moore came off the bench to help the Dolphins produce another thrilling comeback victory.

After replacing injured starting quarterback Jay Cutler, Moore threw two touchdown passes to Kenny Stills to help erase a 28-14 fourth-quarter deficit and cornerback Bobby McCain had an interception to set up Cody Parkey's 39-game winning field goal with 22 seconds left as the Dolphins defeated the New York Jets 31-28 at Hard Rock Stadium.

The victory, which came a week after the Dolphins rallied from a 17-0 halftime deficit against the Atlanta Falcons, was their 12th consecutive in games decided by seven points or less. That's two shy of the NFL record, set by the Indianapolis Colts between 2008 and 2009.

On a first-and-10 from the Jets 15-yard line, McCain intercepted a pass near the sideline intended for wide receiver Jermaine Kearse.

Cutler threw two touchdown passes in the first half, connecting with Landry and Fasano, as the Dolphins score 14 points in the first half after combining for 13 in the first two quarters in their first five games.

Cutler and Moore became the first pair of Dolphins quarterbacks to throw touchdown passes in the same game since 2010 when Chad Henne and Tyler Thigpen did it in a 29-17 victory against the Tennessee Titans.

Quarterback Josh McCown threw for three touchdowns and ran for another for the Jets, who were trying to sweep the season series.

Along with Cutler, the Dolphins also lost left tackle Laremy Tunsil to a knee injury in the third quarter.

SCORING DRIVES

TEAM	QTR	TIME	PLAY (EXTRA POINT) (DRIVE INFO)	NYJ	MIA
Jets	1	12:55	J.Kearse 29 yd. pass from J.McCown (C.Catanzaro kick) (5-75, 2:05)	7	0
Dolphins	1	10:44	J.Landry 4 yd. pass from J.Cutler (C.Parkey kick) (5-75, 2:11)	7	7
Jets	1	1:27	R.Anderson 18 yd. pass from J.McCown (C.Catanzaro kick) (8-75, 4:54)	14	7
Dolphins	2	6:14	A.Fasano 4 yd. pass from J.Cutler (C.Parkey kick) (10-70, 5:11)	14	14
Jets	2	1:51	J.McCown 1 yd. run (C.Catanzaro kick) (2-1, 0:41)	21	14
Jets	3	1:41	A.Seferian-Jenkins 10 yd. pass from J.McCown (C.Catanzaro kick) (7-45, 4:05)	28	14
Dolphins	4	11:21	K.Stills 28 yd. pass from M.Moore (C.Parkey kick) (4-42, 1:27)	28	21
Dolphins	4	6:19	K.Stills 2 yd. pass from M.Moore (C.Parkey kick) (6-54, 3:25)	28	28
Dolphins	4	0:22	C.Parkey 39 yd. Field Goal (4-6, 0:17)	28	31

GAME STATISTICS

RUSHING (Att-Yds-TD):

N.Y. Jets: B. Powell 9-43, M. Forte 7-41, E. McGuire 3-7, J. McCown 3-1-1.
Miami: J. Ajayi 23-51, D. Williams 2-2.

PASSING (A-C-Y-TD-INT):

N.Y. Jets: J. McCown 27-17-209-3-1.
Miami: M. Moore 21-13-188-2-1, J. Cutler 16-12-138-2-1.

RECEIVING (Rec-Yds-TD):

N.Y. Jets: M. Forte 5-41, R. Anderson 3-35-1, A. Seferian-Jenkins 3-21-1, B. Powell 2-40, J. Kerley 2-17, J. Kearse 1-29-1, E. Tomlinson 1-26.
Miami: J. Landry 7-93-1, K. Stills 6-85-2, J. Thomas 3-58, J. Ajayi 3-26, A. Fasano 3-25-1, D. Williams 2-18, L. Carroo 1-21.

SACKS (Sk-Yds):

N.Y. Jets: D. Davis 1-9, Ja. Adams 1-8, J. Martin 1-5.
Miami: C. Wake 2.5-24, N. Suh 0.5-5.

INTERCEPTIONS (Int-Yds):

N.Y. Jets: M. Maye 1-32, M. Wilkerson 1-3.
Miami: B. McCain 1-6.

FORCED FUMBLES:

N.Y. Jets: D. Lee 1.
Miami: None.

FUMBLE RECOVERIES (No-Yds):

N.Y. Jets: None.
Miami: T. Fede 1.

TEAM STATS

	NYJ	MIA
First Downs	16	25
Rushing	4	3
Passing	10	16
Penalty	2	6
3rd-Down Efficiency	4 for 11	5 for 13
4th-Down Efficiency	0 for 0	0 for 0
Total Net Yards	272	357
Total Net Plays	52	65
Average Gain	5.2	5.5
Net Yards Rushing	92	53
Rushes	22	25
Yards per Rush	4.2	2.1
Net Yards Passing	180	304
Completed - Attempted	17-27	25-37
Yards per Pass Play	6.0	7.6
Sacked - Yards Lost	3-29	3-22
Had Intercepted	1	2
Punts - Average	7-321-45.9	6-267-44.5
Return Yardage	89	95
Punts - Return Yards	4-24	4-33
Kickoffs - Return Yards	2-30	2-56
Interceptions - Return Yards	2-35	1-6
Penalties - Yards	12-124	9-76
Fumbles - Lost	2-1	1-0
Red-Zone Efficiency	3 for 3	3 for 3
Goal-to-Go Efficiency	1 for 1	3 for 3
Time of Possession	28:02	31:58



2017 GAME RECAPS

WEEK 8

OCT. 26, 2017 | BALTIMORE, MD.
M&T BANK STADIUM
ATTENDANCE: 70,408 | TV: CBS/NFLN/AMAZON

SCORING SUMMARY

MIAMI 0

BALTIMORE 40

	1	2	3	4	F
Miami	0	0	0	0	0
Baltimore	7	13	0	20	40

SCORING DRIVES

TEAM	QTR	TIME	PLAY (EXTRA POINT) (DRIVE INFO)	MIA	BAL
Ravens	1	8:19	J.Maclin 34 yd. pass from J.Flacco (J.Tucker kick) (3-40, 0:50)	0	7
Ravens	2	13:16	J.Tucker 55 yd. Field Goal (7-35, 2:51)	0	10
Ravens	2	8:02	J.Tucker 48 yd. Field Goal (8-30, 3:48)	0	13
Ravens	2	1:56	B.Watson 2 yd. pass from R.Mallett (J.Tucker kick) (8-60, 3:04)	0	20
Ravens	4	14:15	C.Mosley 63 yd. interception return (pass failed)	0	26
Ravens	4	6:39	C.Moore fumble recovery in end zone (J.Tucker kick) (8-38, 4:44)	0	33
Ravens	4	4:28	J.Smith 50 yd. interception return (J.Tucker kick)	0	40

It was another disappointing visit to Baltimore for the Miami Dolphins. Quarterbacks Joe Flacco and Ryan Mallett each threw a touchdown pass to help the Ravens build a 20-0 halftime lead on their way to a 40-0 victory in a Thursday night game at M&T Bank Stadium.

Linebacker C.J. Mosley and cornerback Jimmy Smith both returned interceptions for touchdown, Mosley going 63 yards in the third quarter and Smith going 50 in the fourth. Wide receiver Chris Moore had another fourth-quarter touchdown when he recovered a Baltimore fumble in the end zone.

Justin Tucker kicked two field goals, though rookie Dolphins defensive tackle Vincent Taylor blocked a 46-yard attempt in the second half. That, unfortunately, was a rare highlight for the Dolphins.

Running back Jay Ajayi had a season-long 21-yard run on his first carry, but found little room to run after that.

Matt Moore made his first start of the season at quarterback in place of injured starter Jay Cutler, but he couldn't duplicate his first start of 2016 when he had four touchdown passes against the New York Jets.

Moore was sacked three times, including a fourth-down play in the fourth quarter.

Along with Cutler, the Dolphins also played without starting defensive end Andre Branch and starting left guard Anthony Steen, who were nursing groin and foot injuries, respectively. Rookie first-round pick Charles Harris made his first NFL start in place of Branch.

The loss at Baltimore ended the Dolphins' three-game winning streak. The Dolphins had a six-game winning streak end in Baltimore last season.

GAME STATISTICS

RUSHING (Att-Yds-TD):

Miami: J. Ajayi 13-23, K. Drake 6-22.

Baltimore: A. Collins 18-133, J. Allen 17-55, J. Flacco 1-9, R. Mallett 4-(-3).

PASSING (A-C-Y-TD-I):

Miami: M. Moore 44-25-176-0-2.

Baltimore: J. Flacco 15-10-101-1-0, R. Mallett 7-3-20-1-0.

RECEIVING (Rec-Yds-TD):

Miami: L. Carroo 6-48, K. Stills 5-65, J. Landry 5-33, J. Ajayi 4-18, A. Fasano 2-11, J. Thomas 2-2, D. Williams 2-(-1).

Baltimore: N. Boyle 4-29, J. Maclin 3-53-1, A. Collins 2-30, B. Watson 2-6-1, J. Allen 1-2, P. Ricard 1-1.

SACKS (Sk-Yds):

Miami: None.

Baltimore: A. Levine Sr. 1-8, T. Bowser 1-5, C. Mosley 0.5-6, Z. Smith 0.5-6.

INTERCEPTIONS (Int-Yds):

Miami: None.

Baltimore: C. Mosley 1-63-1, J. Smith 1-50-1.

FORCED FUMBLES:

Miami: None.

Baltimore: None.

FUMBLE RECOVERIES (No-Yds):

Miami: None.

Baltimore: None.

TEAM STATS

	MIA	BAL
First Downs	13	19
Rushing	3	9
Passing	9	7
Penalty	1	3
3rd-Down Efficiency	4 for 15	3 for 13
4th-Down Efficiency	0 for 2	0 for 0
Total Net Yards	196	295
Total Net Plays	66	62
Average Gain	3.0	4.8
Net Yards Rushing	45	174
Rushes	19	40
Yards per Rush	2.4	4.4
Net Yards Passing	151	121
Completed - Attempted	25-44	13-22
Yards per Pass Play	3.2	5.5
Sacked - Yards Lost	3-25	0-0
Had Intercepted	2	0
Punts - Average	8-328-41.0	5-225-45.0
Return Yardage	20	148
Punts - Return Yards	2-5	3-9
Kickoffs - Return Yards	1-15	1-26
Interceptions - Return Yards	0-0	2-113
Penalties - Yards	7-43	5-40
Fumbles - Lost	0-0	1-0
Red-Zone Efficiency	0 for 0	2 for 2
Goal-to-Go Efficiency	0 for 0	2 for 2
Time of Possession	28:46	31:14



2017 GAME RECAPS

WEEK 9

NOV. 5, 2017 | MIAMI GARDENS, FLA.
HARD ROCK STADIUM
ATTENDANCE: 65,139 | TV: NBC

OAKLAND 27

MIAMI 24

SCORING SUMMARY

	1	2	3	4	F
Oakland	3	10	7	7	27
Miami	0	9	7	8	24

The Oakland Raiders spoiled the Dolphins' return to Sunday Night Football. Quarterback Jay Cutler returned to action and threw three touchdown passes, but it wasn't enough as the Dolphins suffered a 27-24 loss at Hard Rock Stadium in their first Sunday night appearance since 2010.

Marshawn Lynch rushed for two touchdowns and Derek Carr threw a 44-yard TD pass to Johnny Holton for the Raiders, who came in having lost five of their past six games.

Running back Damien Williams, wide receiver Jarvis Landry and tight end Julius Thomas had the touchdowns for the Dolphins, who concluded the first half of the regular season with a 4-4 record. Cody Parkey kicked a 49-yard field goal.

Kenyan Drake had a 42-yard run for the Dolphins' longest offensive play of the game.

Ndamukong Suh produced the defensive highlight when he jumped to knock the ball out of quarterback Derek Carr's hand as he was preparing to pass. Raiders tackle Marshall Newhouse recovered the fumble, but he lost the ball again when he was hit by linebacker Kiko Alonso and defensive end Charles Harris recovered for the Dolphins takeaway. Safety Reshad Jones had an interception on the final play before the two-minute warning.

The Dolphins were hurt by penalties and miscues, including a lost fumble by Drake and 11 penalties.

Oakland seemingly put the game away when Lynch scored his second touchdown on a 3-yard run to make it a 27-16 score. The play immediately followed a defensive pass interference penalty on cornerback Xavier Howard and a completion accompanied by a personal foul penalty on Reshad Jones.

The Dolphins scored with 1:32 left to make it 27-24 after Drake ran it in for the two-point conversion, but the comeback attempt ended when Raiders wide receiver Amari Cooper recovered the ensuing onside kick.

SCORING DRIVES

TEAM	QTR	TIME	PLAY (EXTRA POINT) (DRIVE INFO)	OAK	MIA
Raiders	1	7:31	G.Tavecchio 36 yd. Field Goal (12-58, 7:29)	3	0
Dolphins	2	10:37	D.Williams 10 yd. pass from J.Cutler (kick failed, hlu) (10-82, 5:35)	3	6
Raiders	2	3:26	J.Holton 44 yd. pass from D.Carr (G.Tavecchio kick) (6-81, 4:02)	10	6
Dolphins	2	0:32	C.Parkey 49 yd. Field Goal (8-49, 2:54)	10	9
Raiders	2	0:00	G.Tavecchio 53 yd. Field Goal (5-42, 0:32)	13	9
Raiders	3	9:23	M.Lynch 22 yd. run (G.Tavecchio kick) (6-67, 3:24)	20	9
Dolphins	3	6:34	J.Landry 6 yd. pass from J.Cutler (C.Parkey kick) (7-75, 2:49)	20	16
Raiders	4	4:37	M.Lynch 3 yd. run (G.Tavecchio kick) (6-87, 2:44)	27	16
Dolphins	4	1:32	J.Thomas 15 yd. pass from J.Cutler (K.Drake run) (5-83, 0:22)	27	24

GAME STATISTICS

RUSHING (Att-Yds-TD):

Oakland: M. Lynch 14-57-2, D. Washington 4-16, J. Richard 5-14, D. Carr 4-(-3).

Miami: K. Drake 9-69, D. Williams 7-14, M. Gray 1-3, J. Cutler 1-0.

PASSING (A-C-Y-TD-I):

Oakland: D. Carr 30-21-300-1-1.

Miami: J. Cutler 42-34-311-3-0.

RECEIVING (Rec-Yds-TD):

Oakland: J. Cook 8-126, A. Cooper 4-58, M. Crabtree 3-40, S. Roberts 2-28, M. Lynch 2-6, J. Holton 1-44-1, D. Washington 1-(-2).

Miami: J. Thomas 6-84-1, D. Williams 6-47-1, K. Drake 6-35, J. Landry 6-32-1, D. Parker 5-76, K. Stills 3-28, A. Fasano 2-9.

SACKS (Sk-Yds):

Oakland: M. Edwards 0.5-1, B. Irvin 0.5-1.

Miami: N. Suh 1-5.

INTERCEPTIONS (Int-Yds):

Oakland: None

Miami: R. Jones 1-0.

FORCED FUMBLES:

Oakland: B. Irvin 1.

Miami: K. Alonso 1, N. Suh 1.

FUMBLE RECOVERIES (No-Yds):

Oakland: T. Carrie 1-0.

Miami: C. Harris 1-0.

TEAM STATS

	OAK	MIA
First Downs	20	23
Rushing	4	4
Passing	14	15
Penalty	2	4
3rd-Down Efficiency	8 for 15	5 for 12
4th-Down Efficiency	0 for 0	0 for 1
Total Net Yards	379	395
Total Net Plays	58	61
Average Gain	6.5	6.5
Net Yards Rushing	84	86
Rushes	27	18
Yards per Rush	3.1	4.8
Net Yards Passing	295	309
Completed - Attempted	21-30	34-42
Yards per Pass Play	9.5	7.2
Sacked - Yards Lost	1-5	1-2
Had Intercepted	1	0
Punts - Average	3-140-46.7	5-221-44.2
Return Yardage	82	52
Punts - Return Yards	2-21	1-5
Kickoffs - Return Yards	2-61	2-47
Interceptions - Return Yards	0-0	1-0
Penalties - Yards	10-105	11-107
Fumbles - Lost	3-1	2-1
Red-Zone Efficiency	1 for 2	3 for 3
Goal-to-Go Efficiency	1 for 1	2 for 2
Time of Possession	30:56	29:04



2017 GAME RECAPS

WEEK 10

NOV. 13, 2017 | CHARLOTTE, N.C.
BANK OF AMERICA STADIUM
ATTENDANCE: 72,790 | TV: ESPN

SCORING SUMMARY

MIAMI 21

CAROLINA 45

	1	2	3	4	F
Miami	0	7	7	7	21
Carolina	3	14	21	7	45

The Dolphins completed their trio of prime-time games in disappointing fashion.

Running back Kenyan Drake had the Dolphins' longest offensive play of the season when he scored on a 66-yard touchdown run and Jay Cutler threw two touchdown passes, but it wasn't nearly enough as the Dolphins left Bank of America Stadium with a 45-21 loss.

Tight end Julius Thomas and wide receiver Jarvis Landry had the touchdown receptions for the Dolphins.

Rookie running back Christian McCaffrey had a touchdown run and a touchdown reception for Carolina, and wide receiver Devin Funchess had two touchdown catches. Cam Newton threw four touchdown passes and had a 69-yard run in the third quarter.

Drake's run, which surpassed his 42-yard run eight days earlier as the Dolphins' longest offensive play of the season, was the team's first rushing touchdown of the season. It was the longest run for the Dolphins since Oct. 25, 2015 when Lamar Miller had an 85-yard touchdown against the Houston Texans.

The Dolphins trailed 10-7 when the game turned late in the first half.

After Thomas scored on a shovel pass to cut into Carolina's 10-0 deficit, the Dolphins stopped the Panthers' two-minute drive at the end of the first half. But after the Dolphins took over at their own 20 with under a minute left, Jay Cutler was intercepted by linebacker Luke Kuechly and Carolina took a 17-7 lead into halftime after Newton threw a TD pass to tight end Ed Dickson.

SCORING DRIVES

TEAM	QTR	TIME	PLAY (EXTRA POINT) (DRIVE INFO)	MIA	CAR
Panthers	1	1:50	G.Gano 40 yd. Field Goal (11-42, 5:33)	0	3
Panthers	2	6:59	C.McCaffrey 4 yd. run (G.Gano kick) (12-85, 6:17)	0	10
Dolphins	2	2:12	J.Thomas 2 yd. pass from J.Cutler (C.Parkey kick) (10-75, 4:47)	7	10
Panthers	2	0:19	E.Dickson 7 yd. pass from C.Newton (G.Gano kick) (4-20, 0:22)	7	17
Panthers	3	11:50	D.Funchess 28 yd. pass from C.Newton (G.Gano kick) (8-78, 3:10)	7	24
Panthers	3	7:15	C.Artis-Payne 12 yd. run (G.Gano kick) (4-48, 2:19)	7	31
Dolphins	3	5:47	K.Drake 66 yd. run (C.Parkey kick) (3-75, 1:28)	14	31
Panthers	3	3:07	C.McCaffrey 2 yd. pass from C.Newton (G.Gano kick) (4-87, 2:40)	14	38
Panthers	4	8:20	D.Funchess 32 yd. pass from C.Newton (G.Gano kick) (11-83, 6:43)	14	45
Dolphins	4	4:05	J.Landry 9 yd. pass from J.Cutler (C.Parkey kick) (10-75, 4:15)	21	45

GAME STATISTICS

RUSHING (Att-Yds-TD):

Miami: K. Drake 7-82-1, D. Williams 9-19, J. Cutler 1-(-1).

Carolina: J. Stewart 17-110, C. Newton 5-95, C. Artis-Payne 7-68-1, C. McCaffrey 5-23-1, D. Anderson 2-(-2).

PASSING (A-C-Y-TD-INT):

Miami: J. Cutler 37-22-213-2-1.

Carolina: C. Newton 35-21-254-4-0.

RECEIVING (Rec-Yds-TD):

Miami: D. Parker 6-66, K. Stills 5-67, J. Landry 5-42-1, D. Williams 2-20, K. Drake 2-10, J. Thomas 2-8-1.

Carolina: D. Funchess 5-92-2, C. Samuel 5-45, R. Shepard 3-40, E. Dickson 3-33-1, C. McCaffrey 3-27-1, B. Bersin 1-12, K. Clay 1-5.

SACKS (Sk-Yds):

Miami: None.

Carolina: None.

INTERCEPTIONS (Int-Yds):

Miami: None.

Carolina: L. Kuechly 1-0.

FORCED FUMBLES:

Miami: None.

Carolina: None.

FUMBLE RECOVERIES (No-Yds):

Miami: None.

Carolina: None.

TEAM STATS

	MIA	CAR
First Downs	17	30
Rushing	3	12
Passing	12	16
Penalty	2	2
3rd-Down Efficiency	7 for 12	11 for 14
4th-Down Efficiency	0 for 1	0 for 0
Total Net Yards	313	548
Total Net Plays	54	71
Average Gain	5.8	7.7
Net Yards Rushing	100	294
Rushes	17	36
Yards per Rush	5.9	8.2
Net Yards Passing	213	254
Completed - Attempted	22-37	21-35
Yards per Pass Play	5.8	7.3
Sacked - Yards Lost	0-0	0-0
Had Intercepted	1	0
Punts - Average	4-167-41.8	2-85-42.5
Return Yardage	87	91
Punts - Return Yards	0-0	2-10
Kickoffs - Return Yards	4-87	4-81
Interceptions - Return Yards	0-0	1-0
Penalties - Yards	7-57	6-37
Fumbles - Lost	0-0	0-0
Red-Zone Efficiency	2 for 2	4 for 4
Goal-to-Go Efficiency	1 for 1	3 for 3
Time of Possession	24:21	35:39



2017 GAME RECAPS

WEEK 11

NOV. 19, 2017 | MIAMI GARDENS, FLA.
HARD ROCK STADIUM
ATTENDANCE: 65,089 | TV: FOX

SCORING SUMMARY

	1	2	3	4	F
Tampa Bay	3	17	0	10	30
Miami	7	0	6	7	20

TAMPA BAY 30

MIAMI 20

Matt Moore was called on to come into the game at quarterback for the second time this season, but the Dolphins weren't able to rally for a victory this time.

Moore replaced Jay Cutler, who left in the second half because of a concussion, helped the Dolphins erase a 20-7 deficit but Tampa Bay prevailed in the end, winning 30-20 on a 35-yard field goal by Patrick Murray with 6 seconds left.

Tampa Bay scored a touchdown on the final play on a fumble recovery in the end zone after the Dolphins began using laterals in a desperate effort to score a miraculous touchdown.

The Dolphins (4-6) tied the score 20-20 when Moore hit Kenny Stills with a 61-yard touchdown pass, capping Stills' seven-catch, 180-yard day.

But Tampa Bay answered with a 58-yard drive that began with a 17-yard pass from Ryan Fitzpatrick, starting in place of the injured Jameis Winston, to wide receiver Mike Evans.

Moore helped the Dolphins erase a 28-14 deficit in a 31-28 victory against the New York Jets on Oct. 22.

Before tying the game, the Dolphins missed several opportunities in the second half.

One of those came with 6:50 left in the fourth quarter when Damien Williams was stuffed for no gain on a fourth-and-1 from the Tampa Bay 34-yard line. The Dolphins earlier had to settle for two Cody Parkey field goals after they got into the red zone.

Jarvis Landry scored the first Dolphins touchdown when he caught a 2-yard pass from Cutler in the first quarter.

SCORING DRIVES

TEAM	QTR	TIME	PLAY (EXTRA POINT) (DRIVE INFO)	TB	MIA
Buccaneers	1	7:13	P.Murray 30 yd. Field Goal (7-63, 3:28)	3	0
Dolphins	1	4:23	J.Landry 2 yd. pass from J.Cutler (C.Parkey kick) (7-90, 2:50)	3	7
Buccaneers	2	14:10	P.Murray 30 yd. Field Goal (11-59, 5:13)	6	7
Buccaneers	2	12:14	O.Howard 6 yd. pass from R.Fitzpatrick (P.Murray kick) (2-50, 0:41)	13	7
Buccaneers	2	0:45	D.Jackson 4 yd. pass from R.Fitzpatrick (P.Murray kick) (4-37, 1:05)	20	7
Dolphins	3	10:57	C.Parkey 26 yd. Field Goal (9-70, 4:03)	20	10
Dolphins	3	4:19	C.Parkey 31 yd. Field Goal (11-66, 4:52)	20	13
Dolphins	4	3:00	K.Stills 61 yd. pass from M.Moore (C.Parkey kick) (5-74, 1:37)	20	20
Buccaneers	4	0:04	P.Murray 35 yd. Field Goal (9-58, 2:56)	23	20
Buccaneers	4	0:00	A.Glanton fumble recovery in end zone (P.Murray kick)	30	20

GAME STATISTICS

RUSHING (Att-Yds-TD):

Tampa Bay: D. Martin 19-38, R. Fitzpatrick 3-9, C. Sims III 1-3, J. Rodgers 1-3.
Miami: D. Williams 10-78, K. Drake 7-4, J. Cutler 1-1, M. Moore 1-0.

PASSING (A-C-Y-TD-I):

Tampa Bay: R. Fitzpatrick 37-22-275-2-0.
Miami: M. Moore 28-17-1-0, J. Cutler 12-6-83-1-3.

RECEIVING (Rec-Yds-TD):

Tampa Bay: M. Evans 5-92, O. Howard 3-52-1, C. Sims III 3-25, C. Godwin 2-38, D. Jackson 2-28-1, A. Humphries 2-11, P. Barber 2-11, D. Martin 2-6, C. Brate 1-12.

SACKS (Sk-Yds):

Tampa Bay: G. McCoy 1-0.
Miami: J. Phillips 1-7.

INTERCEPTIONS (Int-Yds):

Tampa Bay: K. Alexander 1-20, J. Evans 1-11, R. McClain 1-6.
Miami: None.

FORCED FUMBLES:

Tampa Bay: R. Smith 1, C. Conte 1.
Miami: None.

FUMBLE RECOVERIES (No-Yds):

Tampa Bay: R. Smith 1-0, A. Glanton 1-0-1.
Miami: None.

TEAM STATS

	TB	MIA
First Downs	19	18
Rushing	2	1
Passing	15	15
Penalty	2	2
3rd-Down Efficiency	3 for 13	6 for 13
4th-Down Efficiency	0 for 0	0 for 1
Total Net Yards	321	448
Total Net Plays	62	60
Average Gain	5.2	7.5
Net Yards Rushing	53	83
Rushes	24	19
Yards per Rush	2.2	4.4
Net Yards Passing	268	365
Completed - Attempted	22-37	23-40
Yards per Pass Play	7.1	8.9
Sacked - Yards Lost	1-7	1-0
Had Intercepted	0	3
Punts - Average	6-249-41.5	2-106-53.0
Return Yardage	97	89
Punts - Return Yards	1-7	3-20
Kickoffs - Return Yards	2-53	4-69
Interceptions - Return Yards	3-37	0-0
Penalties - Yards	9-82	17-123
Fumbles - Lost	0-0	4-2
Red-Zone Efficiency	2 for 5	1 for 4
Goal-to-Go Efficiency	2 for 2	1 for 2
Time of Possession	31:49	28:11





SUPPLEMENTAL STATS





2017 STATISTICS

WON 4, LOST 6			
9/17/2017	W	19-17	at Los Angeles Chargers
9/24/2017	L	6-20	at New York Jets
10/1/2017	L	0-20	New Orleans Saints
10/8/2017	W	16-10	Tennessee Titans
10/15/2017	W	20-17	at Atlanta Falcons
10/22/2017	W	31-28	New York Jets
10/26/2017	L	0-40	at Baltimore Ravens
11/5/2017	L	24-27	Oakland Raiders
11/13/2017	L	21-45	at Carolina Panthers
11/19/2017	L	20-30	Tampa Bay Buccaneers

	MIAMI	OPPONENT
Total First Downs	176	199
Rushing	35	50
Passing	116	128
Penalty	25	21
3rd Down: Made/Att	44/125	49/124
3rd Down Pct.	35.2%	39.5%
4th Down: Made/Att	2/13	1/3
4th Down Pct.	15.4%	33.3%
Possession Avg.	28:56	31:05
Total Net Yards	2923	3392
Avg. Per Game	292.3	339.2
Total Plays	607	602
Avg. Per Play	4.8	5.6
Net Yards Rushing	804	1099
Avg. Per Game	80.4	109.9
Total Rushes	222	264
Net Yards Passing	2119	2293
Avg. Per Game	211.9	229.3
Sacked/Yards Lost	18/129	17/103
Gross Yards	2248	2396
Attempts/Completions	367/230	321/217
Completion Pct.	62.7%	67.6%
Had Intercepted	13	3
Punts/Average	52/45.3	48/46.7
Net Punting Avg.	40.9	42.9
Penalties/Yards	84/635	83/759
Fumbles/Ball Lost	11/4	14/5
Touchdowns	18	30
Rushing	1	8
Passing	16	18
Returns	1	4

SCORE BY PERIODS	Q1	Q2	Q3	Q4	OT	PTS
TEAM	27	23	44	63	0	157
OPPONENTS	40	94	66	54	0	254

SCORING	TD	RU	PA	RT	PAT	FG	2Pt	PTS
C.Parkey	0	0	0	0	14/17	11/12	0	47
J.Landry	6	0	6	0	0/0	0/0	0	36
K.Stills	5	0	5	0	0/0	0/0	0	30
J.Thomas	2	0	2	0	0/0	0/0	0	12
K.Drake	1	1	0	0	0/0	0/0	1	8
A.Fasano	1	0	1	0	0/0	0/0	0	6
R.Jones	1	0	0	1	0/0	0/0	0	6
D.Parker	1	0	1	0	0/0	0/0	0	6
D.Williams	1	0	1	0	0/0	0/0	0	6
TEAM	18	1	16	1	14/17	11/12	1	157
OPPONENTS	30	8	18	4	29/29	15/22	0	254

2-Pt. Conversions: Team 1/1, Opponents: 0/1

Sacks: C.Wake 6.0, N.Suh 3.5, A.Branch 3.0, W.Hayes 1.0, C.Harris 1.0, J.Phillips 1.0, K.Alonso 1.0, R.Jones 0.5 **Team: 17.0, Opponents: 18.0**



2017 STATISTICS

RUSHING	NO.	YDS	AVG	LONG	TD
J.Ajayi	138	465	3.4	21	0
K.Drake	33	180	5.5	66t	1
D.Williams	38	143	3.8	69	0
J.Cutler	10	20	2.0	9	0
M.Gray	1	3	3.0	3	0
M.Moore	1	0	0.0	0	0
J.Landry	1	-7	-7.0	-7	0
TEAM	222	804	3.6	69	1
OPPONENTS	264	1099	4.2	69	8

INTERCEPTIONS	NO.	YDS	AVG	LONG	TD
R.Jones	2	15	7.5	15	0
B.McCain	1	6	6.0	6	0
TEAM	3	21	7.0	15	0
OPPONENTS	13	213	16.4	63t	2

PUNTING	NO	YDS	AVG	NET	TB	IN	LG	B
M.Haack	52	2354	45.3	40.9	3	17	64	0
TEAM	52	2354	45.3	40.9	3	17	64	0
OPPONENTS	48	2241	46.7	42.9	1	21	71	0

RECEIVING	NO.	YDS	AVG	LONG	TD
J.Landry	67	567	8.5	49	6
K.Stills	40	588	14.7	61t	5
D.Parker	34	404	11.9	31	1
J.Thomas	29	290	10.0	27	2
D.Williams	17	141	8.3	24	1
J.Ajayi	14	67	4.8	15	0
K.Drake	12	62	5.2	10	0
L.Carroo	7	69	9.9	21	0
A.Fasano	7	45	6.4	22	1
J.Grant	3	15	5.0	12	0
TEAM	230	2248	9.8	61t	16
OPPONENTS	217	2396	11.0	69t	18

PUNT RETURNS	RET	FC	YDS	AVG	LONG	TD
J.Grant	15	7	84	5.6	14	0
J.Landry	10	1	77	7.7	16	0
TEAM	25	8	161	6.4	16	0
OPPONENTS	22	13	165	7.5	23	0

KICKOFF RETURNS	NO.	YDS	AVG	LONG	TD
J.Grant	11	262	23.8	31	0
K.Drake	7	147	21.0	34	0
S.Perry	4	87	21.8	29	0
D.Williams	1	-7	-7.0	-7	0
J.Landry	0	-5	0	-5	0
TEAM	23	484	21.0	34	0
OPPONENTS	20	413	20.7	35	0

Fumbles Lost: J.Landry 1, J.Ajayi 1, J.Grant 1, K.Drake 1 **Total: 4**

Opponent Fumble Recoveries: R.Jones 2, T.Fede 1, M.Hull 1, C.Harris 1 **Total: 5**

FIELD GOALS	1-19	20-29	30-39	40-49	50+
C.Parkey	0/0	2/2	5/5	3/3	1/2
TEAM	0/0	2/2	5/5	3/3	1/2
OPPONENTS	0/0	1/1	4/4	7/13	3/4

PASSING	ATT	CMP	YDS	CMP%	YDS/ATT	TD	TD%	INT	INT%	LONG	SACK	LOST	RATING
J.Cutler	271	175	1602	64.6%	5.9	13	4.8%	9	3.3%	36	13/	95	82.7
M.Moore	93	55	646	59.1%	6.9	3	3.2%	3	3.2%	61t	5/	34	77.6
M.Gray	1	0	0	0.0%	0.0	0	0.0%	0	0.0%	0	0/	0	39.6
J.Landry	1	0	0	0.0%	0.0	0	0.0%	0	0.0%	0	0/	0	39.6
M.Haack	1	0	0	0.0%	0.0	0	0.0%	1	100.0%	0	0/	0	0.0
TEAM	367	230	2248	62.7%	6.1	16	4.4%	13	3.5%	61t	18/	129	79.6
OPPONENTS	321	217	2396	67.6%	7.5	18	5.6%	3	0.9%	69t	17/	103	104.3



2017 STATISTICS

2017 MIAMI DOLPHINS INDIVIDUAL DEFENSIVE STATISTICS												
PLAYER	GP	SOLO	ASST	TOT	SACKS	YDS	TFL	QBH	INT	PD	FF	FR
Kiko Alonso	10	50	19	69	1.0	0.0	5	1	0	1	2	0
Reshad Jones	10	56	12	68	0.5	4.5	4	1	2	3	0	2
Lawrence Timmons	8	39	16	55	0.0	0.0	4	2	0	2	0	0
Xavien Howard	10	30	5	35	0.0	0.0	1	0	0	4	0	0
Ndamukong Suh	10	16	14	30	3.5	15.0	4	6	0	0	2	0
Cordrea Tankersley	8	22	4	26	0.0	0.0	0	0	0	7	0	0
Davon Godchaux	10	18	8	26	0.0	0.0	1	2	0	1	1	0
Cameron Wake	10	18	7	25	6.0	50.5	8	16	0	0	0	0
Bobby McCain	10	18	7	25	0.0	0.0	1	0	1	2	0	0
Rey Mauluga	6	14	9	23	0.0	0.0	1	0	0	0	0	0
Nate Allen	7	14	6	20	0.0	0.0	0	0	0	1	0	0
William Hayes	10	14	5	19	1.0	8.0	4	5	0	0	0	0
Mike Hull	10	12	7	19	0.0	0.0	1	1	0	0	0	1
Andre Branch	9	9	7	16	3.0	10.0	3	5	0	1	0	0
Chase Allen	10	14	0	14	0.0	0.0	0	0	0	0	0	0
T.J. McDonald	2	11	3	14	0.0	0.0	1	0	0	1	0	0
Vincent Taylor	8	6	7	13	0.0	0.0	0	1	0	1	0	0
Michael Thomas	10	6	5	11	0.0	0.0	1	0	0	1	0	0
Charles Harris	10	8	2	10	1.0	8.0	1	7	0	2	0	1
Jordan Phillips	7	4	5	9	1.0	7.0	1	2	0	0	0	0
Byron Maxwell	2	8	0	8	0.0	0.0	0	0	0	0	1	0
Terrence Fede	10	3	1	4	0.0	0.0	0	0	0	0	0	1
Maurice Smith	6	1	0	1	0.0	0.0	0	0	0	1	0	0
Alterraun Verner	10	1	0	1	0.0	0.0	0	0	0	0	0	0
TOTALS		392	149	541	17.0	103.0	41	49	3	28	6	5

NOTE: Special teams and miscellaneous tackles/fumbles not included above

DEFENSIVE TOUCHDOWNS: Reshad Jones 38-yard fumble return vs. Tennessee (10/8).

MISCELLANEOUS TACKLES: Jarvis Landry 5, Jermon Bushrod 1, Ja'Wuan James 1, Ted Larsen 1, Mike Pouncey 1, Julius Thomas 1.

MISCELLANEOUS FORCED FUMBLES: None.

MISCELLANEOUS FUMBLE RECOVERIES: Jay Cutler 1, Ja'Wuan James 1, Jarvis Landry 1.



GAME-BY-GAME TEAM STATISTICS

2017 MIAMI DOLPHINS GAME-BY-GAME STATISTICS																			
	SCORE				FIRST DOWNS				3RD DOWN		4TH DOWN		NET YARDS						
GAME	PTS	OPP	DIFF	OT	TOT	RUSH	PASS	PEN	CON	ATT	CON	ATT	TOT	RUSH	PASS	TO	PEN	YDS	TOP
at L.A. Chargers	19	17	2	0	21	6	13	2	5	13	0	1	336	111	225	0	5	23	33:22
at N.Y. Jets	6	20	-14	0	16	0	12	4	1	12	0	3	225	30	195	2	8	51	23:52
NEW ORLEANS	0	20	-20	0	11	3	7	1	1	8	0	1	186	58	128	1	11	90	25:32
TENNESSEE	16	10	6	0	12	5	7	0	5	15	0	0	178	100	78	2	5	23	29:45
at Atlanta	20	17	3	0	20	7	10	3	5	12	2	3	289	138	151	1	4	42	34:24
NEW YORK	31	28	3	0	25	3	16	6	5	13	0	0	357	53	304	2	9	76	31:58
at Baltimore	0	40	-40	0	13	3	9	1	4	15	0	2	196	45	151	2	7	43	28:46
OAKLAND	24	27	-3	0	23	4	15	4	5	12	0	1	395	86	309	1	11	107	29:04
at Carolina	21	45	-24	0	17	3	12	2	7	12	0	1	313	100	213	1	7	57	24:21
TAMPA BAY	20	30	-10	0	18	1	15	2	6	13	0	1	448	83	365	5	17	123	28:11
at New England																			
DENVER																			
NEW ENGLAND																			
at Buffalo																			
at Kansas City																			
BUFFALO																			
TOTALS	157	254	-97	0	176	35	116	25	44	125	2	13	2,923	804	2,119	17	84	635	28:56

2017 OPPONENTS GAME-BY-GAME STATISTICS																			
	SCORE				FIRST DOWNS				3RD DOWN		4TH DOWN		NET YARDS						
GAME	PTS	OPP	DIFF	OT	TOT	RUSH	PASS	PEN	CON	ATT	CON	ATT	TOT	RUSH	PASS	TO	PEN	YDS	TOP
at L.A. Chargers	17	19	-2	0	24	3	19	2	2	8	0	0	367	44	323	0	6	56	26:38
at N.Y. Jets	20	6	14	0	16	4	9	3	4	13	0	0	336	103	233	1	10	94	36:08
NEW ORLEANS	20	0	20	0	22	4	16	2	6	13	1	2	347	86	261	0	8	71	34:28
TENNESSEE	10	16	-6	0	14	3	9	2	2	13	0	0	188	69	119	2	11	77	30:15
at Atlanta	17	20	-3	0	19	5	13	1	6	11	0	1	339	100	239	1	6	73	25:36
NEW YORK	28	31	-3	0	16	4	10	2	4	11	0	0	272	92	180	2	12	124	28:02
at Baltimore	40	0	40	0	19	9	7	3	3	13	0	0	295	174	121	0	5	40	31:14
OAKLAND	27	24	3	0	20	4	14	2	8	15	0	0	379	84	295	2	10	105	30:56
at Carolina	45	21	24	0	30	12	16	2	11	14	0	0	548	294	254	0	6	37	35:39
TAMPA BAY	30	20	10	0	19	2	15	2	3	13	0	0	321	53	268	0	9	82	31:49
at New England																			
DENVER																			
NEW ENGLAND																			
at Buffalo																			
at Kansas City																			
BUFFALO																			
TOTALS	254	157	97	0	199	50	128	21	49	124	1	3	3,392	1099	2,293	8	83	759	31:04



GAME-BY-GAME TEAM DEFENSIVE STATISTICS

2017 MIAMI DOLPHINS GAME-BY-GAME TEAM DEFENSIVE STATISTICS											
GAME	SOLO	ASST	TOT	SACKS	YDS	TFL	QBH	INT	PD	FF	FR
at L.A. Chargers	42	19	61	1.0	8.0	5	5	0	0	0	0
at N.Y. Jets	43	15	58	2.0	16.0	5	5	0	1	2	1
NEW ORLEANS	55	2	57	1.0	7.0	5	5	0	1	0	0
TENNESSEE	40	10	50	6.0	22.0	4	11	0	5	2	2
at Atlanta	38	11	49	2.0	9.0	5	5	1	4	0	0
NEW YORK	31	10	41	3.0	29.0	3	5	1	4	0	1
at Baltimore	37	20	57	0.0	0.0	3	3	0	2	0	0
OAKLAND	37	12	49	1.0	5.0	5	2	1	4	2	1
at Carolina	30	36	66	0.0	0.0	0	2	0	2	0	0
TAMPA BAY	39	14	53	1.0	7.0	6	6	0	5	0	0
at New England											
DENVER											
NEW ENGLAND											
at Buffalo											
at Kansas City											
BUFFALO											
TOTALS	392	149	541	17.0	103.0	41	49	3	28	6	5

TURNOVER DIFFERENTIAL

2017 MIAMI DOLPHINS TURNOVERS							
GAME	TAKEAWAYS			GIVEAWAYS			DIFF
	INT	FUM	TOTAL	INT	FUM	TOTAL	
at L.A. Chargers	0	0	0	0	0	0	0
at N.Y. Jets	0	1	1	2	0	2	-1
NEW ORLEANS	0	0	0	1	0	1	-1
TENNESSEE	0	2	2	1	1	2	0
at Atlanta	1	0	1	1	0	1	0
N.Y. JETS	1	1	2	2	0	2	0
at Baltimore	0	0	0	2	0	2	-2
OAKLAND	1	1	2	0	1	1	1
at Carolina	0	0	0	1	0	1	-1
TAMPA BAY	0	0	0	3	2	5	-5
at New England							
DENVER							
NEW ENGLAND							
at Buffalo							
at Kansas City							
BUFFALO							
TOTAL	3	5	8	13	4	17	-9



SPECIAL TEAMS

2017 MIAMI DOLPHINS TEAM SPECIAL TEAMS STATISTICS								
GAME	SOLO	ASST	TOT	FF	FR	BFG	BPAT	BPNT
at L.A. Chargers	5	1	6	0	0	0	0	0
at N.Y. Jets	3	0	3	0	1	1	0	0
NEW ORLEANS	3	0	3	0	0	0	0	0
TENNESSEE	4	0	4	0	0	0	0	0
at Atlanta	1	2	3	0	0	0	0	0
NEW YORK	6	1	7	0	0	0	0	0
at Baltimore	3	0	3	0	0	1	0	0
OAKLAND	4	2	6	0	0	0	0	0
at Carolina	5	2	7	0	0	0	0	0
TAMPA BAY	1	2	3	0	1	0	0	0
at New England								
DENVER								
NEW ENGLAND								
at Buffalo								
at Kansas City								
BUFFALO								
TOTALS	35	10	45	0	2	2	0	0

2017 MIAMI DOLPHINS INDIVIDUAL SPECIAL TEAMS STATISTICS								
PLAYER	SOLO	ASST	TOT	FF	FR	BFG	BPAT	BPNT
M. Thomas	6	3	9	0	0	0	0	0
K. Drake	4	1	5	0	0	0	0	0
M. Hull	5	0	5	0	0	0	0	0
S. Perry	3	2	5	0	0	0	0	0
T. Fede	4	0	4	0	0	0	0	0
A. Verner	3	1	4	0	0	0	0	0
B. McCain	3	0	3	0	0	0	0	0
C. Allen	2	0	2	0	0	0	0	0
D. Williams	1	1	2	0	0	0	0	0
J. Denney	1	0	1	0	0	0	0	0
M. Gray	1	0	1	0	0	0	0	0
J. Landry	1	0	1	0	0	0	0	0
C. Parkey	1	0	1	0	0	0	0	0
W. Aikens	0	1	1	0	0	0	0	0
J. March-Lillard	0	1	1	0	0	0	0	0
J. Grant	0	0	0	0	2	0	0	0
V. Taylor	0	0	0	0	0	2	0	0
TOTALS	35	10	45	0	2	2	0	0

2017 MIAMI DOLPHINS KICKOFF STATISTICS									
PLAYER	GP	KO	TB	PCT	YDS	AVG	RET	RET YDS	AVG START
C. Parkey	10	36	16	44.4	2,329	64.7	20	413	22.2
TOTAL	10	36	16	44.4	2,329	64.7	20	413	22.2



DRIVE PRODUCTION

2017 MIAMI DOLPHINS GAME-BY-GAME DRIVE PRODUCTION										
GAME	POSS	TD	FGM	FGA	PUNT	INT	FUM	DWNS	TIME	SAF
at L.A. Chargers	10	1	4	4	3	0	0	1	1	0
at N.Y. Jets	12	1	0	0	7	2	0	2	0	0
NEW ORLEANS	9	0	0	0	6	1	0	1	1	0
TENNESSEE	14	1	1	1	9	1	1	0	1	0
at Atlanta	9	2	2	2	2	1	0	1	1	0
NEW YORK	13	4	1	1	6	2	0	0	0	0
at Baltimore	14	0	0	1	8	2	0	2	1	0
OAKLAND	11	3	1	1	5	0	1	1	0	0
at Carolina	10	3	0	0	4	1	0	1	1	0
TAMPA BAY	12	2	2	2	2	3	1	1	1	0
at New England										
DENVER										
NEW ENGLAND										
at Buffalo										
at Kansas City										
BUFFALO										
TOTALS	114	17	11	12	52	13	3	10	7	0

2017 OPPONENTS GAME-BY-GAME DRIVE PRODUCTION										
GAME	POSS	TD	FGM	FGA	PUNT	INT	FUM	DWNS	TIME	SAF
at L.A. Chargers	9	2	1	3	4	0	0	0	0	0
at N.Y. Jets	12	2	2	3	5	0	1	0	1	0
NEW ORLEANS	9	2	2	3	3	0	0	1	0	0
TENNESSEE	15	1	1	1	10	0	2	0	1	0
at Atlanta	9	2	1	2	3	1	0	1	0	0
NEW YORK	14	4	0	0	7	1	1	0	1	0
at Baltimore	12	3	2	3	5	0	0	0	1	0
OAKLAND	11	3	2	2	3	1	1	0	1	0
at Carolina	10	6	1	1	2	0	0	0	1	0
TAMPA BAY	12	2	3	4	6	0	0	0	0	0
at New England										
DENVER										
NEW ENGLAND										
at Buffalo										
at Kansas City										
BUFFALO										
TOTALS	113	27	15	22	48	3	5	2	6	0



RED ZONE PRODUCTION

2017 MIAMI DOLPHINS GAME-BY-GAME RED ZONE PRODUCTION											
GAME	POSS	TD	FGM	FGA	INT	FUM	DWNS	TIME	RZ PLAYS	RZ RUSH	RZ PASS
at L.A. Chargers	3	0	3	3	0	0	0	0	11	4	7
at N.Y. Jets	1	1	0	0	0	0	0	0	3	1	2
NEW ORLEANS	1	0	0	0	1	0	0	0	1	0	1
TENNESSEE	1	1	0	0	0	0	0	0	4	2	2
at Atlanta	3	2	1	1	0	0	0	0	8	4	4
NEW YORK	3	3	0	0	0	0	0	0	6	1	5
at Baltimore	0	0	0	0	0	0	0	0	0	0	0
OAKLAND	3	3	0	0	0	0	0	0	5	0	5
at Carolina	2	2	0	0	0	0	0	0	7	1	6
TAMPA BAY	4	1	2	2	1	0	0	0	12	3	9
at New England											
DENVER											
NEW ENGLAND											
at Buffalo											
at Kansas City											
BUFFALO											
TOTALS	21	13	6	6	2	0	0	0	57	16	41

2017 OPPONENT GAME-BY-GAME RED ZONE PRODUCTION											
GAME	POSS	TD	FGM	FGA	INT	FUM	DWNS	TIME	RZ PLAYS	RZ RUSH	RZ PASS
at L.A. Chargers	3	2	0	1	0	0	0	0	7	2	5
at N.Y. Jets	2	1	1	1	0	0	0	0	6	4	2
NEW ORLEANS	4	2	1	2	0	0	0	0	12	5	7
TENNESSEE	1	1	0	0	0	0	0	0	2	1	1
at Atlanta	1	1	0	0	0	0	0	0	4	3	1
NEW YORK	3	3	0	0	0	0	0	0	6	4	2
at Baltimore	2	2	0	0	0	0	0	0	6	5	1
OAKLAND	2	1	1	1	0	0	0	0	4	2	2
at Carolina	4	4	0	0	0	0	0	0	11	7	4
TAMPA BAY	5	2	3	3	0	0	0	0	9	5	4
at New England											
DENVER											
NEW ENGLAND											
at Buffalo											
at Kansas City											
BUFFALO											
TOTALS	27	19	6	8	0	0	0	0	67	38	29



PENALTIES

2017 GAME-BY-GAME PENALTIES						
	MIAMI			OPPONENTS		
GAME	PEN	YDS	1DWNS	PEN	YDS	1DWNS
at L.A. Chargers	5	23	2	6	56	2
at N.Y. Jets	8	51	3	10	94	4
NEW ORLEANS	11	90	2	8	71	1
TENNESSEE	5	23	2	11	77	0
at Atlanta	4	42	1	6	73	3
NEW YORK	9	76	2	12	124	6
at Baltimore	7	43	3	5	40	1
OAKLAND	11	107	2	10	105	4
at Carolina	7	57	2	6	37	2
TAMPA BAY	17	123	2	9	82	2
at New England						
DENVER						
NEW ENGLAND						
at Buffalo						
at Kansas City						
BUFFALO						
TOTALS	84	635	21	83	759	25



REPLAY REVIEWS

2017 REPLAY CHALLENGES BY DOLPHINS		
GAME	INITIAL RULING	RULING
L.A. CHARGERS (9/17)	J.Cutler pass incomplete deep right to D.Parker (K. Emanuel). Miami challenged the incomplete pass ruling.	Upheld
N.Y. JETS (10/22)	J.Cutler pass incomplete deep right to K.Stills [D.Bass]. Miami challenged the pass completion ruling.	Reversed
TAMPA BAY (11/19)	R.Fitzpatrick sacked at TB 1 for -7 yards (J.Phillips). Miami challenged the runner was down by contact ruling	Upheld

2017 REPLAY CHALLENGES BY OPPONENT		
GAME	INITIAL RULING	RULING
N.Y. JETS (9/24)	J. Cutler pass short left to K. Stills. NY Jets challenged the pass completion ruling.	Upheld

2017 REVIEWS BY REPLAY ASSISTANT		
GAME	INITIAL RULING	RULING
N.Y. JETS (9/24)	B. Powell left end for 1 yard, TOUCHDOWN. Replay Official reviewed the runner broke the plane ruling.	Upheld
NEW ORLEANS (10/1)	J.Cutler pass short left to K.Stills to MIA 11 for 5 yards (M.Lattimore). FUMBLES (M.Lattimore), ball out of bounds at MIA 11. The Replay Official reviewed the loose ball recovery ruling.	Reversed
TENNESSEE (10/8)	M.Cassel sacked at TEN 24 for -7 yards (K.Alonso). FUMBLES (K.Alonso), RECOVERED by MIA-R.Jones at TEN 38. R.Jones for 38 yards, TOUCHDOWN. The Replay Official reviewed the fumble ruling.	Upheld
ATLANTA (10/15)	T. Coleman left guard for 6 yards, TOUCHDOWN. The Replay Official reviewed the runner broke the plane ruling	Upheld
N.Y. JETS (10/22)	B.Powell right tackle to NYJ 12 for no gain (R.Jones). FUMBLES (R.Jones), RECOVERED by MIA-K.Alonso at NYJ 13. K.Alonso to NYJ 13 for no gain (K.Beachum). The Replay Official reviewed the fumble ruling	Reversed
OAKLAND (11/5)	J.Cutler pass deep right to D.Parker ran ob at OAK 15 for 26 yards. The Replay Official reviewed the incomplete pass ruling.	Reversed
CAROLINA (11/13)	C.Newton pass deep middle intended for R.Shepard INTERCEPTED by T.McDonald at MIA 3. T.McDonald to MIA 4 for 1 yard (C.Samuel). The Replay Official reviewed the pass interception ruling.	Reversed
TAMPA BAY (11/19)	J.Cutler pass short left to J.Landry to MIA 37 for 7 yards (R.Smith). FUMBLES (R.Smith), RECOVERED by TB-R.Smith at MIA 37. R.Smith to MIA 37 for no gain (J.Landry). The Replay Official reviewed the fumble ruling.	Upheld



THIRD AND FOURTH DOWNS

2017 GAME-BY-GAME THIRD DOWNS						
GAME	MIAMI			OPPONENTS		
	MADE	ATT	PCT	MADE	ATT	PCT
at L.A. Chargers	5	13	38.5	2	8	25.0
at N.Y. Jets	1	12	8.3	4	13	30.8
NEW ORLEANS	1	8	12.5	6	13	46.2
TENNESSEE	5	15	33.3	2	13	15.4
at Atlanta	5	12	41.7	6	11	54.5
NEW YORK	5	13	38.5	4	11	36.4
at Baltimore	4	15	26.7	3	13	23.1
OAKLAND	5	12	41.7	8	15	53.3
at Carolina	7	12	58.3	11	14	78.6
TAMPA BAY	6	13	46.2	3	13	23.1
at New England						
DENVER						
NEW ENGLAND						
at Buffalo						
at Kansas City						
BUFFALO						
TOTALS	38	112	33.9	46	111	41.4

2017 GAME-BY-GAME FOURTH DOWNS						
GAME	MIAMI			OPPONENTS		
	MADE	ATT	PCT	MADE	ATT	PCT
at L.A. Chargers	0	1	0.0	0	0	0.0
at N.Y. Jets	0	3	0.0	0	0	0.0
NEW ORLEANS	0	1	0.0	1	2	50.0
TENNESSEE	0	0	0.0	0	0	0.0
at Atlanta	2	3	66.7	0	1	0.0
NEW YORK	0	0	0.0	0	0	0.0
at Baltimore	0	2	0.0	0	0	0.0
OAKLAND	0	1	0.0	0	0	0.0
at Carolina	0	1	0.0	0	0	0.0
TAMPA BAY	0	1	0.0	0	0	0.0
at New England						
DENVER						
NEW ENGLAND						
at Buffalo						
at Kansas City						
BUFFALO						
TOTALS	2	13	15.4	1	3	33.3



QUARTER-BY-QUARTER SCORING

2017 QUARTER-BY-QUARTER SCORING													
GAME	W/L	MIAMI						OPPONENTS					
		1Q	2Q	3Q	4Q	OT	TOT	1Q	2Q	3Q	4Q	OT	TOT
at L.A. Chargers	W	3	0	10	6	–	19	0	10	7	0	–	17
at N.Y. Jets	L	0	0	0	6	–	6	0	10	10	0	–	20
NEW ORLEANS	L	0	0	0	0	–	0	0	3	7	10	–	20
TENNESSEE	W	10	0	0	6	–	16	0	3	7	0	–	10
at Atlanta	W	0	0	14	6	–	20	10	7	0	0	–	17
NEW YORK	W	7	7	0	17	–	31	14	7	7	0	–	28
at Baltimore	L	0	0	0	0	–	0	7	13	0	20	–	40
OAKLAND	L	0	9	7	8	–	24	3	10	7	7	–	27
at Carolina	L	0	7	7	7	–	21	3	14	21	7	–	45
TAMPA BAY	L	7	0	6	7	–	20	3	17	0	10	–	30
at New England													
DENVER													
NEW ENGLAND													
at Buffalo													
at Kansas City													
BUFFALO													
TOTALS	4-6	27	23	44	63	0	157	40	94	66	54	0	254

LONGEST DRIVES

2017 MIAMI DOLPHINS LONGEST DRIVES		
PLAYS	NET YARDS	TIME
15 (at Atlanta, 10/15)	90 (vs. Tampa Bay, 11/19)	8:43 (at Atlanta, 10/15)

2017 OPPONENTS LONGEST DRIVES		
PLAYS	NET YARDS	TIME
14 (vs. New Orleans, 10/1)	90 (at Atlanta, 10/15)	7:29 (vs. Oakland, 11/5)

INACTIVES

2017 MIAMI DOLPHINS GAME-BY-GAME INACTIVES							
at L.A. Chargers	Tankersley	McTyer	Mauluga	Asiata	E. Smith	Young	Timmons
at N.Y. Jets	Tankersley	McTyer	Mauluga	Asiata	E. Smith	Young	Phillips
NEW ORLEANS	McTyer	Maxwell	Mauluga	Asiata	E. Smith	Young	Phillips
TENNESSEE	M. Smith	McTyer	Maxwell	Anthony	Asiata	Young	Phillips
at Atlanta	Parker	M. Smith	McTyer	Maxwell	Anthony	Asiata	Young
NEW YORK	Parker	M. Smith	Maxwell	Anthony	Asiata	Young	Taylor
at Baltimore	Cutler	Parker	M. Smith	Anthony	Branch	Steen	Asiata
OAKLAND	Fales	Anthony	Larsen	Asiata	Scott	Taylor	–
at Carolina	Fales	Lucas	McTyer	Anthony	Asiata	Sterup	Scott
TAMPA BAY	Fales	Lucas	McTyer	D. Smith	Asiata	Sterup	Carroo
at New England							
DENVER							
NEW ENGLAND							
at Buffalo							
at Kansas City							
BUFFALO							



STARTERS

2017 MIAMI DOLPHINS GAME-BY-GAME OFFENSE STARTERS											
GAME	WR	LT	LG	C	RG	RT	TE	WR	QB	RB	WR
at L.A. Chargers	Stills	Tunsil	Steen	Pouncey	Bushrod	James	J. Thomas	Parker	Cutler	Ajayi	Landry
at N.Y. Jets	Stills	Tunsil	Steen	Pouncey	Bushrod	James	J. Thomas	Parker	Cutler	Ajayi	Landry
NEW ORLEANS	Stills	Tunsil	Steen	Pouncey	Bushrod	James	J. Thomas	Parker	Cutler	Ajayi	Landry
TENNESSEE	Stills	Tunsil	Steen	Pouncey	Bushrod	James	Fasano	Parker	Cutler	Ajayi	Landry
at Atlanta	Stills	Tunsil	Steen	Pouncey	Bushrod	James	J. Thomas	Fasano (TE)	Cutler	Ajayi	Landry
NEW YORK	Stills	Tunsil	Steen	Pouncey	Bushrod	James	J. Thomas	Fasano (TE)	Cutler	Ajayi	Landry
at Baltimore	Stills	Tunsil	Davis	Pouncey	Bushrod	James	J. Thomas	Fasano (TE)	Moore	Ajayi	Landry
OAKLAND	Stills	Tunsil	Davis	Pouncey	Bushrod	James	J. Thomas	Fasano (TE)	Cutler	Williams	Landry
at Carolina	Stills	Tunsil	Larsen	Pouncey	Bushrod	Davis	J. Thomas	Parker	Cutler	Williams	Landry
TAMPA BAY	Stills	Tunsil	Larsen	Pouncey	Bushrod	Davis	J. Thomas	Parker	Cutler	Williams	Landry
at New England											
DENVER											
NEW ENGLAND											
at Buffalo											
at Kansas City											
BUFFALO											

2017 MIAMI DOLPHINS GAME-BY-GAME DEFENSE STARTERS											
GAME	DE	DT	DT	DE	LB	LB	LB	CB	CB	S	S
at L.A. Chargers	Branch	Suh	Phillips	Wake	Alonso	Hull	C. Allen	Maxwell	Howard	Jones	N. Allen
at N.Y. Jets	Branch	Suh	Godchaux	Wake	Alonso	Hull	McCain (CB)	Maxwell	Howard	Jones	N. Allen
NEW ORLEANS	Branch	Suh	Godchaux	Wake	Alonso	Hull	Timmons	Tankersley	Howard	Jones	N. Allen
TENNESSEE	Branch	Suh	Godchaux	Wake	Alonso	Mauluga	Timmons	Tankersley	Howard	Jones	N. Allen
at Atlanta	Branch	Suh	Phillips	Wake	Alonso	Mauluga	Timmons	Tankersley	Howard	Jones	N. Allen
NEW YORK	Branch	Suh	Phillips	Wake	Alonso	Timmons	McCain (CB)	Tankersley	Howard	Jones	N. Allen
at Baltimore	Harris	Suh	Godchaux	Wake	Alonso	Mauluga	Timmons	Tankersley	Howard	Jones	N. Allen
OAKLAND	Branch	Suh	Godchaux	Wake	Alonso	Mauluga	Timmons	Tankersley	Howard	Jones	M. Thomas
at Carolina	Branch	Suh	Phillips	Wake	Alonso	Timmons	McCain (CB)	Tankersley	Howard	Jones	McDonald
TAMPA BAY	Branch	Suh	Phillips	Wake	Alonso	C. Allen	Timmons	Tankersley	Howard	Jones	McDonald
at New England											
DENVER											
NEW ENGLAND											
at Buffalo											
at Kansas City											
BUFFALO											



PARTICIPATION

2017 MIAMI DOLPHINS PARTICIPATION CHART																				
NAME	LAC	NYJ	NO	TEN	ATL	NYJ	BAL	OAK	CAR	TB	NE	DEN	NE	BUF	KC	BUF	GP	GS	DNP	INA
Aikens, Walt	X	X	X	X	X	X	X	X	X	X							10	0	0	0
Ajayi, Jay	RB	RB	RB	RB	RB	RB	RB	NOR	NOR	NOR							7	7	0	0
Allen, Chase	LB	X	X	X	X	X	X	X	X	LB							10	2	0	0
Allen, Nate	S	S	S	S	S	S	S	IR	IR	IR							7	7	0	0
Alonso, Kiko	LB	LB	LB	LB	LB	LB	LB	LB	LB	LB							10	10	0	0
Anthony, Stephone	NOR	DNP	X	INA	INA	INA	INA	INA	INA	X							2	0	1	6
Asiata, Isaac	INA	INA	INA	INA	INA	INA	INA	INA	INA	INA							0	0	0	10
Barrow, Lamin	IR	IR	IR	IR	IR	IR	IR	IR	IR	IR							0	0	0	0
Branch, Andre	DE	DE	DE	DE	DE	DE	INA	DE	DE	DE							9	9	0	1
Brendel, Jake	X	X	X	X	X	X	X	X	X	X							10	0	0	0
Bushrod, Jermon	RG	RG	RG	RG	RG	RG	RG	RG	RG	RG							10	10	0	0
Carroo, Leonte	X	X	X	X	X	X	X	X	X	INA							9	0	0	1
Cutler, Jay	QB	QB	QB	QB	QB	QB	INA	QB	QB	QB							9	9	0	1
Davis, Jesse	X	X	X	X	X	X	LG	LG	RT	RT							10	4	0	0
Denney, John	X	X	X	X	X	X	X	X	X	X							10	0	0	0
Doughty, Brandon	PS	PS	PS	PS	PS	PS	PS	PS	PS	PS							0	0	0	0
Drake, Kenyan	X	X	X	X	X	X	X	X	X	X							10	0	0	0
Duarte, Thomas	PS	PS	PS	PS	PS	PS	PS	PS	PS	PS							0	0	0	0
Fales, David	NOR	NOR	NOR	NOR	NOR	NOR	DNP	INA	INA	INA							0	0	1	3
Fasano, Anthony	X	X	X	TE	TE	TE	TE	TE	X	X							10	5	0	0
Fede, Terrence	X	X	X	X	X	X	X	X	X	X							10	0	0	0
Ford, Isaiah	IR	IR	IR	IR	IR	IR	IR	IR	IR	IR							0	0	0	0
Godchaux, Davon	X	DT	DT	DT	X	X	DT	DT	X	X							10	5	0	0
Grant, Jakeem	X	X	X	X	X	X	X	X	X	X							10	0	0	0
Gray, MarQueis	X	X	X	X	X	X	X	X	X	X							10	0	0	0
Haack, Matt	X	X	X	X	X	X	X	X	X	X							10	0	0	0
Harris, Charles	X	X	X	X	X	X	DE	X	X	X							10	1	0	0
Hayes, William	X	X	X	X	X	X	X	X	X	X							10	0	0	0
Hewitt, Neville	NOR	NOR	NOR	NOR	PS	PS	PS	PS	PS	PS							0	0	0	0
Hickey, Sean	PS	PS	PS	PS	PS	PS	PS	PS	PS	PS							0	0	0	0
Howard, Xavien	CB	CB	CB	CB	CB	CB	CB	CB	CB	CB							10	10	0	0
Hull, Mike	LB	LB	LB	X	X	X	X	X	X	X							10	3	0	0
James, Ja'Wuan	RT	RT	RT	RT	RT	RT	RT	RT	IR	IR							8	8	0	0
Jones, Reshad	S	S	S	S	S	S	S	S	S	S							10	10	0	0
Landry, Jarvis	WR	WR	WR	WR	WR	WR	WR	WR	WR	WR							10	10	0	0
Larsen, Ted	IR	IR	IR	IR	IR	IR	IR	INA	LG	LG							2	2	0	1
Lewis, Malcolm	PS	PS	PS	PS	PS	PS	PS	PS	PS	PS							0	0	0	0
Lippett, Tony	IR	IR	IR	IR	IR	IR	IR	IR	IR	IR							0	0	0	0
Listenbee, Kolby	NOR	NOR	NOR	PS	PS	PS	PS	PS	PS	PS							0	0	0	0
Lucas, Jordan	PS	PS	PS	X	X	X	X	X	INA	INA							5	0	0	2
Malveaux, Cameron	PS	PS	PS	PS	PS	PS	PS	PS	PS	PS							0	0	0	0
March-Lillard, Justin	X	X	NOR	NOR	NOR	NOR	NOR	NOR	NOR	NOR							2	0	0	0
Mauluga, Rey	INA	INA	INA	LB	LB	X	LB	LB	X	NOR							6	4	0	3
Maxwell, Byron	CB	CB	INA	INA	INA	INA	NOR	NOR	NOR	NOR							2	2	0	4
McCain, Bobby	X	CB	X	X	X	CB	X	X	CB	X							10	3	0	0
McDonald, T.J.	SUSP	SUSP	SUSP	SUSP	SUSP	SUSP	SUSP	SUSP	S	S							2	2	0	0
McMillan, Raekwon	IR	IR	IR	IR	IR	IR	IR	IR	IR	IR							0	0	0	0
McTyer, Torry	INA	INA	INA	INA	INA	X	X	X	INA	INA							3	0	0	7
Misi, Koa	IR	IR	IR	IR	IR	IR	IR	IR	IR	IR							0	0	0	0
Moore, Matt	DNP	DNP	DNP	DNP	DNP	X	QB	DNP	DNP	X							3	1	7	0
Morgan, Drew	PS	PS	PS	PS	PS	PS	PS	PS	PS	PS							0	0	0	0
Parker, DeVante	WR	WR	WR	WR	INA	INA	INA	X	WR	WR							7	6	0	3
Parkey, Cody	X	X	X	X	X	X	X	X	X	X							10	0	0	0
Perry, Seniorise	X	X	X	X	X	X	X	X	X	X							10	0	0	0
Phillips, Jordan	DT	INA	INA	INA	DT	DT	X	X	DT	DT							7	5	0	3
Pouncey, Mike	C	C	C	C	C	C	C	C	C	C							10	10	0	0
Reilly, Trevor	PS	PS	PS	PS	NOR	NOR	NOR	NOR	NOR	NOR							0	0	0	0
Scott, Rashawn	PUP	PUP	PUP	PUP	PUP	PUP	PUP	INA	INA	X							1	0	0	2
Smith, De'Veon	PS	PS	PS	PS	PS	PS	PS	PS	PS	INA							0	0	0	1
Smith, Eric	INA	INA	INA	IR	IR	IR	IR	IR	IR	IR							0	0	0	3
Smith, Maurice	X	X	X	INA	INA	INA	INA	X	X	X							6	0	0	4
Steen, Anthony	LG	LG	LG	LG	LG	LG	INA	IR	IR	IR							6	6	0	1
Sterup, Zach	NOR	NOR	NOR	NOR	NOR	NOR	NOR	NOR	INA	INA							0	0	0	2
Stills, Kenny	WR	WR	WR	WR	WR	WR	WR	WR	WR	WR							10	10	0	0
Suh, Ndamukong	DT	DT	DT	DT	DT	DT	DT	DT	DT	DT							10	10	0	0
Tankersley, Cordrea	INA	INA	CB	CB	CB	CB	CB	CB	CB	CB							8	8	0	2
Tannehill, Ryan	IR	IR	IR	IR	IR	IR	IR	IR	IR	IR							0	0	0	0
Taylor, Vincent	X	X	X	X	X	INA	X	INA	X	X							8	0	0	2
Thomas, Julius	TE	TE	TE	X	TE	TE	TE	TE	TE	TE							10	9	0	0
Thomas, Michael	X	X	X	X	X	X	X	S	X	X							10	1	0	0
Timmons, Lawrence	INA	SUSP	LB	LB	LB	LB	LB	LB	LB	LB							8	8	0	1
Tunsil, Laremy	LT	LT	LT	LT	LT	LT	LT	LT	LT	LT							10	10	0	0
Verner, Alterraun	X	X	X	X	X	X	X	X	X	X							10	0	0	0
Wake, Cameron	DE	DE	DE	DE	DE	DE	DE	DE	DE	DE							10	10	0	0
Williams, Damien	X	X	X	X	X	X	X	RB	RB	RB							10	3	0	0
Wright, Gabe	PS	PS	PS	PS	PS	PS	PS	PS	PS	PS							0	0	0	0
Young, Sam	INA	INA	INA	INA	INA	INA	X	X	X	X							4	0	0	6
POSITION IN CAPS = STARTER X = PLAYED/SUBSTITUTED DNP = DID NOT PLAY																				
INA = INACTIVE IR = INJURED RESERVE NOR = NOT ON ROSTER																				
SUSP = SUSPENDED PS = PRACTICE SQUAD PUP = PHYSICALLY UNABLE TO PERFORM																				
NFI - NON-FOOTBALL INJURY																				



THE LAST TIME IT HAPPENED

THE LAST TIME (TEAM)		
BY DOLPHINS		BY OPPONENT
34-31, at Buffalo, 12/24/16	WON IN OVERTIME	21-24, at Arizona, 9/30/12
31-28, vs. N.Y. Jets, 10/22/17	WON BY SCORING IN THE LAST 2 MINUTES	30-20, vs. Tampa Bay, 11/19/17
34-31, at Buffalo, 12/24/16	TIED BY SCORING IN THE LAST 2 MINUTES	21-24, at Arizona, 9/30/12
37-0, vs. San Diego, 11/2/14	SHUTOUT AN OPPONENT	0-40, at Baltimore, 10/26/17
34-13, at N.Y. Jets, 12/17/16	WON BY 20+ POINTS	21-45, at Carolina, 11/13/17
24-23, vs. Buffalo, 12/4/05	WON AFTER TRAILING BY 20+ POINTS	34-46, vs. New Orleans, 10/25/09
38-10, at Tennessee, 10/18/15	HELD A 28+ POINT LEAD	21-45, at Carolina, 11/13/17
34-13, at N.Y. Jets, 12/17/16	HELD A 21+ POINT LEAD	21-45, at Carolina, 11/13/17
21 (3rd quarter), at N.Y. Jets, 12/17/16	SCORED 20+ POINTS IN A QUARTER	21 (3rd quarter), at Carolina, 11/13/17
20 (2nd half), at Atlanta, 10/15/17	SCORED 20+ POINTS IN A HALF	20 (first half), vs. Tampa Bay, 11/19/17
22-9, vs. Buffalo, 11/13/14	HELD OPPONENT WITHOUT A TD	0-40, at Baltimore, 10/26/17
1 offense & 1 defense, vs. Tennessee, 10/8/17	SCORED TD ON OFFENSE AND DEFENSE	3 offense & 2 defense, at Baltimore, 10/26/17
1 offense, 1 defense, 2 special teams, at N.Y. Jets, 11/1/09	SCORED TD ON OFFENSE, DEFENSE & SPECIAL TEAMS	2 offense, 1 defense & 2 special teams, at New England, 10/4/10
vs. Minnesota, 12/21/14	SCORED SAFETY	vs. Indianapolis, 12/26/15



THE LAST TIME IT HAPPENED

THE LAST TIME (OFFENSE)		
BY DOLPHINS		BY OPPONENT
Has never happened	600+ NET YARDS OF OFFENSE	622, vs. New England, 9/12/11
503, vs. Houston, 10/25/15	500+ NET YARDS OF OFFENSE	548, at Carolina, 11/13/17
448, vs. Tampa Bay, 11/19/17	400+ NET YARDS OF OFFENSE	548, at Carolina, 11/13/17
315, vs. Baltimore, 11/11/73	300+ NET RUSHING YARDS	305, at Pittsburgh, 12/18/88
261, at Buffalo, 12/24/16	200+ NET RUSHING YARDS	294, at Carolina, 11/13/17
206, Jay Ajayi, at Buffalo, 12/24/16	200-YARD RUSHING GAME	203, Rueben Mayes, vs. New Orleans, 12/7/86
206, Jay Ajayi, at Buffalo, 12/24/16	150-YARD RUSHING GAME	166, Chris Ivory, vs. N.Y. Jets, 10/4/15
130, Jay Ajayi, at Atlanta, 10/15/17	100-YARD RUSHING GAME	110, Jonathan Stewart, at Carolina, 11/13/17
Mercury Morris (125) and Don Nottingham (102), at Green Bay, 10/5/75	TWO 100-YARD RUSHERS	LeSean McCoy (112) and Karlos Williams (110), at Buffalo, 11/8/15
Jay Ajayi (3), 204, vs. Pittsburgh, 10/16/16, 214, vs. Buffalo, 10/23/16 and 111 vs. N.Y. Jets, 11/6/16	CONSECUTIVE 100-YARD RUSHING GAMES	C.J. Anderson, 167, at Denver, 11/23/14 and Chris Johnson, 105, at N.Y. Jets, 12/1/14
Jay Ajayi (206) and Damien Williams (56), at Buffalo, 12/24/16	COMBINED 200-YARDS RUSHING BY 2 PLAYERS	Jonathan Stewart (110) and Cam Newton (95), at Carolina, 11/13/17
32, Jay Ajayi, at Buffalo, 12/24/16	30+ CARRIES	32, Knile Davis, vs. Kansas City, 9/21/14
26, Jay Ajayi, at Atlanta, 10/15/17	25+ CARRIES	27, DeMarco Murray, vs. Tennessee, 10/9/16
85t, Lamar Miller, vs. Houston, 10/25/15	80+ YARD RUSHING PLAY	Has never happened
69, Damien Williams, vs. Tampa Bay, 11/19/17	60+ YARD RUSHING PLAY	69, Cam Newton, at Carolina, 11/13/17
69, Damien Williams, vs. Tampa Bay, 11/19/17	40+ YARD RUSHING PLAY	69, Cam Newton, at Carolina, 11/13/17 43, Cameron Artis-Payne, at Carolina, 11/13/17
2, Jay Ajayi, vs. Pittsburgh, 10/16/16	2+ RUSHING TOUCHDOWNS	2, Marshawn Lynch, vs. Oakland, 11/5/17
442, at Cincinnati, 10/1/95	400+ NET PASSING YARDS (TEAM)	419, at Indianapolis, 11/4/12
365, vs. Tampa Bay, 11/19/17	300+ NET PASSING YARDS (TEAM)	323, at L.A. Chargers, 9/17/17
58, Ryan Tannehill, at N.Y. Jets, 11/29/15	50+ PASS ATTEMPTS	56, Tom Brady, vs. New England, 9/7/14
42, Jay Cutler, vs. Oakland, 11/5/17	40+ PASS ATTEMPTS	41, Drew Brees, vs. New Orleans, 10/1/17
34, Jay Cutler, vs. Oakland, 11/5/17	30+ COMPLETIONS	31, Philip Rivers, at L.A. Chargers, 9/17/17
34, Jay Cutler, vs. Oakland, 11/5/17	25+ COMPLETIONS	29, Drew Brees, vs. New Orleans, 10/1/17
at Carolina, 11/13/17	NO SACKS ALLOWED	at Carolina, 11/13/17



THE LAST TIME IT HAPPENED

THE LAST TIME (OFFENSE)		
BY DOLPHINS		BY OPPONENT
158.3, Ryan Tannehill, at Houston, 10/25/15	PERFECT PASSER RATING (158.3) <i>(MIN. 20 ATTEMPTS)</i>	158.3, Geno Smith, vs. N.Y. Jets, 12/28/14
311, Jay Cutler, vs. Oakland, 11/5/17	300+ YARD PASSER	300, Derek Carr, vs. Oakland, 11/5/17
Ryan Tannehill, 389, at New England, 9/18/16 and 319, vs. Cleveland, 9/25/16	CONSECUTIVE 300+ YARD PASSING GAMES	Philip Rivers, 331, at San Diego, 12/14/15 and Eli Manning, 337, vs. N.Y. Giants, 12/20/15
4, Matt Moore, at N.Y. Jets, 12/17/16	4+ TD PASSES	4, Cam Newton, at Carolina, 11/13/17
3, Jay Cutler, vs. Oakland, 11/5/17	3+ TD PASSES	4, Cam Newton, at Carolina, 11/13/17
15, Chris Chambers, vs. Buffalo, 12/4/05	15+ RECEPTIONS	15, Isaac Bruce, at St. Louis, 12/24/95
13, Jarvis Landry, at L.A. Chargers, 9/17/17	10+ RECEPTIONS	10, Alvin Kamara, vs. New Orleans, 10/1/17
253, Brian Hartline, at Arizona, 9/30/12	200-YARD RECEIVER	221, Eric Decker, vs. N.Y. Jets, 12/28/14
180, Kenny Stills, vs. Tampa Bay, 11/19/17	150-YARD RECEIVER	151, Julian Edelman, vs. New England, 1/1/17
180, Kenny Stills, vs. Tampa Bay, 11/19/17	100-YARD RECEIVER	126, Jared Cook, vs. Oakland, 11/5/17
Jarvis Landry (137) and DeVante Parker (106) at New England, 9/18/16	TWO 100-YARD RECEIVERS IN SAME GAME	Calvin Johnson (113) and Golden Tate (109) at Detroit, 11/9/14
Jarvis Landry, 103, vs. Arizona, 12/11/16 and 108, at N.Y. Jets, 12/17/16	CONSECUTIVE 100-YARD RECEIVING GAMES	Sammy Watkins, 154, at Buffalo, 12/24/16, Julian Edelman, 151, vs. New England, 1/1/17, Keenan Allen, 100, at L.A. Chargers, 9/17/17
Kenny Stills, 154 (second half), vs. Tampa Bay, 11/19/17	100-YARDS RECEIVING IN A HALF	Jared Cook, 113 (first half), vs. Oakland, 11/5/17
Has never happened	90+ YARD PASSING PLAY	99t, Tom Brady to Wes Welker, vs. New England, 9/12/11
80, Ryan Tannehill to Brian Hartline, at Arizona, 9/30/12	80+ YARD PASSING PLAY	84, Eli Manning to Odell Beckham Jr., vs. N.Y. Giants, 12/14/15
61t, Matt Moore to Kenny Stills, vs. Tampa Bay, 11/19/17	60+ YARD PASSING PLAY	69, Josh McCown to Robby Anderson, at N.Y. Jets, 9/24/17
61t, Matt Moore to Kenny Stills, vs. Tampa Bay, 11/19/17	50+ YARD PASSING PLAY	69, Josh McCown to Robby Anderson, at N.Y. Jets, 9/24/17
61t, Matt Moore to Kenny Stills, vs. Tampa Bay, 11/19/17 49, Matt Moore to Jarvis Landry, vs. Tampa Bay, 11/19/17 45, Matt Moore to Kenny Stills, vs. Tampa Bay, 11/19/17	40+ YARD PASSING PLAY	44t, Derek Carr to Johnny Holton, vs. Oakland, 11/5/17
3, Lamar Thomas, vs. Denver, 12/21/98	3+ TD RECEPTIONS	3, Danny Woodhead, at San Diego, 12/20/15
2, Kenny Stills, vs. N.Y. Jets, 10/22/17	2+ TD RECEPTIONS	2, Devin Funchess, at Carolina, 11/13/17
Arian Foster (38 rushing and 62 receiving), at Seattle, 9/11/16	LED TEAM IN RUSHING & RECEIVING IN SAME GAME	Bilal Powell (84 rushing and 78 receiving), at N.Y. Jets, 12/17/16
Jay Ajayi (214 rushing) and Kenny Stills (100 receiving) vs. Buffalo, 10/23/16	100-YARD RUSHER & 100-YARD RECEIVER IN SAME GAME	LeSean McCoy (128 rushing) and Sammy Watkins (154 receiving) at Buffalo, 12/24/16
Dan Marino (307 passing), Mark Higgs (131 rushing) and Tony Martin (106 receiving), vs. Tampa Bay, 12/1/91	100-YARD RUSHER, 100-YARD RECEIVER & 300-YARD PASSER IN SAME GAME	Tyrod Taylor (329 passing), LeSean McCoy (128 rushing), Sammy Watkins (154 receiving), at Buffalo, 12/24/16
Damien Williams (1 rushing, 1 receiving), at San Diego, 11/13/16	1+ RUSHING TD & 1+ RECEIVING TD IN SAME GAME	Christian McCaffrey (1 rushing, 1 receiving), at Carolina, 11/13/17



THE LAST TIME IT HAPPENED

THE LAST TIME (OFFENSE)		
BY DOLPHINS		BY OPPONENT
Ryan Tannehill (3 passing, 1 rushing), at Denver, 11/23/14	1+ PASSING TD & 1+ RUSHING TD IN SAME GAME	Josh McCown (3 passing, 1 rushing), vs. N.Y. Jets, 10/22/17
at L.A. Chargers, 9/17/17	NO TURNOVERS	vs. Tampa Bay, 11/19/17
vs. N.Y. Jets, 10/22/17	TD SCORED ON FIRST DRIVE	vs. N.Y. Jets, 10/22/17
Kenyan Drake, vs. Oakland, 11/5/17	SUCCESSFUL 2-POINT CONVERSION	Tom Brady to Julian Edelman, vs. New England, 1/1/17
at Baltimore, 12/4/16	FAILED 2-POINT CONVERSION	at Baltimore, 10/26/17

THE LAST TIME (DEFENSE)		
BY DOLPHINS		BY OPPONENT
76, vs. Buffalo, 10/21/73	HELD OPPONENT UNDER 100 YARDS OF TOTAL OFFENSE	88, at New England, 10/12/80
118, vs. Buffalo, 9/21/03	HELD OPPONENT UNDER 150 YARDS OF TOTAL OFFENSE	103, at Buffalo, 12/22/13
188, vs. Tennessee, 10/8/17	HELD OPPONENT UNDER 200 YARDS OF TOTAL OFFENSE	196, at Baltimore, 10/26/17
295, at Baltimore, 10/26/17	HELD OPPONENT UNDER 300 YARDS OF TOTAL OFFENSE	196, at Baltimore, 10/26/17
28, at Arizona, 9/30/12	HELD OPPONENT UNDER 30 YARDS RUSHING	12, at N.Y. Jets, 11/29/15
44, at L.A. Chargers, 9/17/17	HELD OPPONENT UNDER 50 YARDS RUSHING	45, at Baltimore, 10/26/17
53, vs. Tampa Bay, 11/19/17	HELD OPPONENT UNDER 75 YARDS RUSHING	45, at Baltimore, 10/26/17
53, vs. Tampa Bay, 11/19/17	HELD OPPONENT UNDER 100 YARDS RUSHING	83, vs. Tampa Bay, 11/19/17
49, at N.Y. Jets, 12/1/14	HELD OPPONENT UNDER 100 YARDS NET PASSING	78, vs. Tennessee, 10/8/17
121, at Baltimore, 10/26/17	HELD OPPONENT UNDER 150 YARDS NET PASSING	78, vs. Tennessee, 10/8/17
Louis Delmas (81) and Brent Grimes (22), at Jacksonville, 10/26/14	2+ INTERCEPTION RETURNS FOR TOUCHDOWNS BY TEAM IN SAME GAME	63t, C.J. Mosley and 50t, Jimmy Smith, at Baltimore, 10/26/17
60t, Kiko Alonso, at San Diego, 11/13/16	INTERCEPTION RETURN FOR A TD	63t, C.J. Mosley and 50t, Jimmy Smith, at Baltimore, 10/26/17



THE LAST TIME IT HAPPENED

THE LAST TIME (DEFENSE)		
BY DOLPHINS		BY OPPONENT
3, Sam Madison, vs. Tennessee, 11/7/99	3+ INTERCEPTIONS	3, Nate Clements, at Buffalo, 10/20/02
2, Tony Lippett, at N.Y. Jets, 12/17/16	2+ INTERCEPTIONS	2, Preston Brown, vs. Buffalo, 9/27/15
8, at Arizona, 9/30/12	7+ SACKS BY TEAM	7, vs. Indianapolis, 12/27/15
6, vs. Tennessee, 10/8/17	6+ SACKS BY TEAM	6, vs. Tennessee, 10/9/16
6, vs. Tennessee, 10/8/17	5+ SACKS BY TEAM	6, vs. Tennessee, 10/9/16
4, Cameron Wake, at Tennessee, 10/18/15	4+ SACKS	Has never happened
4, Cameron Wake, at Tennessee, 10/18/15	3+ SACKS	3.5, Elvis Dumervil, vs. Baltimore, 12/7/14
2.5, Cameron Wake, vs. N.Y. Jets, 10/22/17	2+ SACKS	2, Dominique Easley, at L.A. Rams, 11/20/16
38t, Reshad Jones, vs. Tennessee, 10/8/17	FUMBLE RECOVERED FOR TOUCHDOWN	0t, Adarius Glanton, vs. Tampa Bay, 11/19/17



THE LAST TIME IT HAPPENED

THE LAST TIME (SPECIAL TEAMS)		
BY DOLPHINS		BY OPPONENT
96t, Kenyan Drake, vs. N.Y. Jets, 11/6/16	KICKOFF RETURN FOR A TD	102t, C.J. Spiller, at Buffalo, 9/14/14
94t, Mercury Morris, at New England, 12/5/71	KICKOFF RETURN FOR A TD ON OPENING KICKOFF	101t, Jacoby Ford, at Oakland, 11/28/10
78, Kenyan Drake, vs. San Francisco, 11/27/16	50+ YARD KICKOFF RETURN	87, Chris Owusu, vs. N.Y. Jets, 12/28/14
74t, Jakeem Grant, vs. Tennessee, 10/9/16	PUNT RETURN FOR A TD	79t, Leodis McKelvin, at Buffalo, 11/15/12
74t, Jakeem Grant, vs. Tennessee, 10/9/16	50+ YARD PUNT RETURN	57, Jeremy Kerley, at N.Y. Jets, 11/29/15
Walt Aikens, at N.Y. Jets, 12/17/16	BLOCKED PUNT RECOVERED FOR A TD	Chris Burkett, vs. N.Y. Jets, 9/29/91
Walt Aikens, at N.Y. Jets, 12/17/16	BLOCKED PUNT	Boobie Dixon, at Buffalo, 9/14/14
Walt Aikens return of blocked PAT, vs. Arizona, 12/11/16	DEFENSIVE 2-POINT CONVERSION ON PAT	Has never happened
Jordan Phillips, vs. Arizona, 12/11/16	BLOCKED PAT	Donald Penn, vs. Tampa Bay, 11/15/09
Cody Parkey, vs. Oakland, 11/5/17	MISSED (NOT BLOCKED) PAT	Chandler Catanzaro, at Arizona, 12/11/16
Vincent Taylor, at Baltimore, 10/26/17	BLOCKED FIELD GOAL	Daniel McCullers, vs. Pittsburgh, 10/16/16
47t, Curtis Johnson, vs. Green Bay, 12/19/71	BLOCKED FIELD GOAL RETURNED FOR TD	62t, Kyle Arrington, vs. New England, 12/14/14
6, Dan Carpenter, at Oakland, 11/28/10	6+ FIELD GOALS ATTEMPTED	6, Cody Parkey, vs. Cleveland, 9/25/16
5, Andrew Franks, vs. Pittsburgh, 10/16/16	5+ FIELD GOALS ATTEMPTED	5, Mike Nugent, at Cincinnati, 9/29/16
4, Cody Parkey, at L.A. Chargers, 9/17/17	4+ FIELD GOALS ATTEMPTED	4, Patrick Murray, vs. Tampa Bay, 11/19/17
4, Cody Parkey, at L.A. Chargers, 9/17/17	3+ FIELD GOALS ATTEMPTED	4, Patrick Murray, vs. Tampa Bay, 11/19/17
6, Olindo Mare, at New England, 10/17/99	6+ FIELD GOALS MADE	Never happened
5, Dan Carpenter, at Cincinnati, 10/31/10	5+ FIELD GOALS MADE	5, Mike Nugent, at Cincinnati, 9/29/16
4, Cody Parkey, at L.A. Chargers, 9/17/17	4+ FIELD GOALS MADE	5, Mike Nugent, at Cincinnati, 9/29/16
4, Cody Parkey, at L.A. Chargers, 9/17/17	3+ FIELD GOALS MADE	3, Patrick Murray, vs. Tampa Bay, 11/19/17
vs. Oakland, 11/5/17	SUCCESSFUL ONSIDES KICK	at Buffalo, 12/18/11
vs. Oakland, 11/5/17	FAILED ONSIDES KICK ATTEMPT	vs. Buffalo, 10/23/16

National Football League Game Summary

NFL Copyright © 2017 by The National Football League. All rights reserved. This summary and play-by-play is for the express purpose of assisting media in their coverage of the game; any other use of this material is prohibited without the written permission of the National Football League. Updated: 11/20/2017

Buccaneers	4	0:00	A.Glanton fumble recovery in end zone (P.Murray kick)	30	20
Paid Attendance: 65,089				Time: 3:20	

Final Individual Statistics

Tampa Bay Buccaneers

RUSHING	ATT	YDS	AVG	LG	TD
D.Martin	19	38	2.0	13	0
R.Fitzpatrick	3	9	3.0	6	0
C.Sims III	1	3	3.0	3	0
J.Rodgers	1	3	3.0	3	0
Total	24	53	2.2	13	0

PASSING	ATT	CMP	YDS	SK/YD	TD	LG	IN	RT
R.Fitzpatrick	37	22	275	1/7	2	29	0	100.6
Total	37	22	275	1/7	2	29	0	100.6

PASS RECEIVING	TAR	REC	YDS	AVG	LG	TD
M.Evans	10	5	92	18.4	29	0
O.Howard	4	3	52	17.3	24	1
C.Sims III	5	3	25	8.3	15	0
C.Godwin	2	2	38	19.0	24	0
D.Jackson	3	2	28	14.0	24	1
A.Humphries	4	2	11	5.5	8	0
P.Barber	2	2	11	5.5	6	0
D.Martin	3	2	6	3.0	9	0
C.Brake	3	1	12	12.0	12	0
Total	36	22	275	12.5	29	2

INTERCEPTIONS	NO	YDS	AVG	LG	TD
K.Alexander	1	20	20.0	20	0
J.Evans	1	11	11.0	11	0
R.McClain	1	6	6.0	6	0
Total	3	37	12.3	20	0

PUNTING	NO	YDS	AVG	NET	TB	IN20	LG
B.Anger	6	249	41.5	38.2	0	2	62
Total	6	249	41.5	38.2	0	2	62

PUNT RETURNS	NO	YDS	AVG	FC	LG	TD
A.Humphries	1	7	7.0	0	7	0
[DOWNED]	1	0	0.0	0	0	0
Total	1	7	7.0	0	7	0

KICKOFF RETURNS	NO	YDS	AVG	FC	LG	TD
J.Rodgers	2	53	26.5	0	29	0
[TOUCHBACK]	3	0	0.0	0	0	0
Total	2	53	26.5	0	29	0

Miami Dolphins

RUSHING	ATT	YDS	AVG	LG	TD
D.Williams	10	78	7.8	69	0
K.Drake	7	4	0.6	6	0
J.Cutler	1	1	1.0	1	0
M.Moore	1	0	0.0	0	0
Total	19	83	4.4	69	0

PASSING	ATT	CMP	YDS	SK/YD	TD	LG	IN	RT
M.Moore	28	17	282	1/0	1	61	0	106.5
J.Cutler	12	6	83	0/0	1	26	3	60.8
Total	40	23	365	1/0	2	61	3	73.4

PASS RECEIVING	TAR	REC	YDS	AVG	LG	TD
K.Stills	8	7	180	25.7	61	1
J.Landry	11	6	95	15.8	49	1
J.Thomas	4	4	30	7.5	11	0
D.Parker	9	4	26	6.5	17	0
D.Williams	1	1	24	24.0	24	0
K.Drake	2	1	10	10.0	10	0
M.Gray	1	0	0	0.0	0	0
Total	36	23	365	15.9	61	2

INTERCEPTIONS	NO	YDS	AVG	LG	TD
Total	0	0	0	0	0

PUNTING	NO	YDS	AVG	NET	TB	IN20	LG
M.Haack	2	106	53.0	49.5	0	1	64
Total	2	106	53.0	49.5	0	1	64

PUNT RETURNS	NO	YDS	AVG	FC	LG	TD
J.Landry	2	20	10.0	0	13	0
J.Grant	1	0	0.0	1	0	0
[DOWNED]	1	0	0.0	0	0	0
[OUT OF BOUNDS]	1	0	0.0	0	0	0
Total	3	20	6.7	1	13	0

KICKOFF RETURNS	NO	YDS	AVG	FC	LG	TD
J.Grant	3	81	27.0	0	31	0
D.Williams	1	-7	-7.0	0	-7	0
J.Landry	0	-5	0.0	0	-5	0
[TOUCHBACK]	2	0	0.0	0	0	0
Total	4	69	17.3	0	31	0

Tampa Bay Buccaneers

FUMBLES	FUM	LOST	OWN-REC	YDS	TD	FORCED	OPP-REC	YDS	TD	OUT-BDS
R.Smith	0	0	0	0	0	1	1	0	0	0
C.Conte	0	0	0	0	0	1	0	0	0	0
A.Glanton	0	0	0	0	0	0	1	0	1	0
Total	0	0	0	0	0	2	2	0	1	0

Miami Dolphins

FUMBLES	FUM	LOST	OWN-REC	YDS	TD	FORCED	OPP-REC	YDS	TD	OUT-BDS
J.Landry	2	1	1	0	0	0	0	0	0	0
J.Grant	1	1	1	-13	0	0	0	0	0	0

Tampa Bay Buccaneers vs Miami Dolphins
11/19/2017 at Hard Rock Stadium

Final Individual Statistics

K.Stills	1	0	0	0	0	0	0	0	0
Total	4	2	2	-13	0	0	0	0	0

Final Team Statistics

	Visitor Buccaneers	Home Dolphins
TOTAL FIRST DOWNS	19	18
By Rushing	2	1
By Passing	15	15
By Penalty	2	2
THIRD DOWN EFFICIENCY	3-13-23%	6-13-46%
FOURTH DOWN EFFICIENCY	0-0-0%	0-1-0%
TOTAL NET YARDS	321	448
Total Offensive Plays (inc. times thrown passing)	62	60
Average gain per offensive play	5.2	7.5
NET YARDS RUSHING	53	83
Total Rushing Plays	24	19
Average gain per rushing play	2.2	4.4
Tackles for a loss-number and yards	5-11	4-9
NET YARDS PASSING	268	365
Times thrown - yards lost attempting to pass	1-7	1-0
Gross yards passing	275	365
PASS ATTEMPTS-COMPLETIONS-HAD INTERCEPTED	37-22-0	40-23-3
Avg gain per pass play (inc.# thrown passing)	7.1	8.9
KICKOFFS Number-In End Zone-Touchbacks	6-5-2	5-4-3
PUNTS Number and Average	6-41.5	2-53.0
Had Blocked	0	0
FGs - PATs Had Blocked	0-0	0-0
Net Punting Average	38.2	49.5
TOTAL RETURN YARDAGE (Not Including Kickoffs)	44	20
No. and Yards Punt Returns	1-7	3-20
No. and Yards Kickoff Returns	2-53	4-69
No. and Yards Interception Returns	3-37	0-0
PENALTIES Number and Yards	9-82	17-123
FUMBLES Number and Lost	0-0	4-2
TOUCHDOWNS	3	2
Rushing	0	0
Passing	2	2
Fumbles	1	0
EXTRA POINTS Made-Attempts	3-3	2-2
Kicking Made-Attempts	3-3	2-2
FIELD GOALS Made-Attempts	3-4	2-2
RED ZONE EFFICIENCY	2-5-40%	1-4-25%
GOAL TO GO EFFICIENCY	2-2-100%	1-2-50%
SAFETIES	0	0
FINAL SCORE	30	20
TIME OF POSSESSION	31:49	28:11

Ball Possession And Drive Chart

Tampa Bay Buccaneers

#	Time Recd	Time Lost	Time Poss	How Ball Obtained	Drive Began	# Play	Yds Gain	Yds Pen	Net Yds	1st Down	Last Scrm	How Given Up
1	15:00	13:03	1:57	Kickoff	TB 25	4	22	0	22	1	TB 47	Punt
2	10:41	7:13	3:28	Interception	TB 25	7	63	0	63	3	* MIA 12	Field Goal
3	4:23	14:10	5:13	Kickoff	TB 29	11	59	0	59	3	* MIA 12	Field Goal
4	12:55	12:14	0:41	Interception	MIA 5	2	5	0	5	1	* MIA 6	Touchdown
5	10:58	9:14	1:44	Interception	MIA 25	4	11	-10	1	0	MIA 24	Missed FG
6	6:56	1:54	5:02	Punt	TB 17	8	42	-10	32	2	TB 49	Punt
7	1:50	0:45	1:05	Fumble	MIA 37	4	33	4	37	3	* MIA 4	Touchdown
8	10:57	9:11	1:46	Kickoff	TB 17	4	18	0	18	1	TB 35	Punt
9	4:19	2:09	2:10	Kickoff	TB 25	3	3	0	3	0	TB 28	Punt
10	12:22	8:48	3:34	Punt	TB 1	5	8	-8	0	1	TB 1	Punt
11	6:50	4:37	2:13	Downs	TB 34	5	-1	5	4	1	TB 38	Punt
12	3:00	0:04	2:56	Kickoff	TB 25	9	58	0	58	3	* MIA 17	Field Goal

(431) Average TB 36

Miami Dolphins

#	Time Recd	Time Lost	Time Poss	How Ball Obtained	Drive Began	# Play	Yds Gain	Yds Pen	Net Yds	1st Down	Last Scrm	How Given Up
1	13:03	10:41	2:22	Punt	MIA 19	5	72	0	72	1	* TB 9	Interception
2	7:13	4:23	2:50	Kickoff	MIA 10	7	80	10	90	6	* TB 2	Touchdown
3	14:10	12:55	1:15	Kickoff	MIA 25	3	0	0	0	0	MIA 25	Interception
4	12:14	10:58	1:16	Kickoff	MIA 25	2	2	-10	-8	0	MIA 17	Interception
5	9:14	6:56	2:18	Missed FG	MIA 32	3	-6	-10	-16	0	MIA 16	Punt
6	1:54	1:50	0:04	Punt	MIA 30	1	7	0	7	0	MIA 30	Fumble
7	0:45	0:00	0:45	Kickoff	MIA 30	1	1	-5	-4	0	MIA 31	End of Half
8	15:00	10:57	4:03	Kickoff	MIA 22	9	72	-2	70	3	* TB 8	Field Goal
9	9:11	4:19	4:52	Punt	MIA 21	11	76	-10	66	3	* TB 13	Field Goal
10	2:09	12:22	4:47	Punt	MIA 5	11	61	-10	51	3	TB 44	Punt
11	8:48	6:50	1:58	Punt	TB 43	4	9	0	9	0	TB 34	Downs
12	4:37	3:00	1:37	Punt	MIA 26	5	74	0	74	2	MIA 39	Touchdown
13	0:04	0:00	0:04	Kickoff		0	0	0	0	0		Fumble

(302) Average MIA 25

* inside opponent's 20

Time of Possession by Quarter

	1st	2nd	3rd	4th	OT	Total
Visitor Tampa Bay Buccaneers	9:48	9:22	3:56	8:43		31:49
Home Miami Dolphins	5:12	5:38	11:04	6:17		28:11

Kickoff Drive No.-Start Average

Buccaneers: 5 - TB 24 Dolphins: 5 - MIA 22

Final Defensive Statistics

Tampa Bay Buccaneers				Regular Defensive Plays									Special Teams						Misc			
	TKL	AST	COMB	SK	/ YDS	TFL	Q	IN	PD	FF	FR	TKL	AST	FF	FR	BL	TKL	AST	FF	FR		
K.Alexander	6	2	8	0	0	1	0	1	1	0	0	0	0	0	0	0	0	0	0	0		
G.McCoy	3	4	7	1	0	1	3	0	0	0	0	0	0	0	0	0	0	0	0	0		
L.David	3	3	6	0	0	0	1	0	0	0	0	0	0	0	0	0	0	0	0	0		
R.Smith	5	0	5	0	0	0	0	0	0	1	1	0	0	0	0	0	0	0	0	0		
J.Evans	4	0	4	0	0	0	0	1	1	0	0	0	0	0	0	0	0	0	0	0		
R.McClain	4	0	4	0	0	0	0	1	1	0	0	0	0	0	0	0	0	0	0	0		
C.Conte	2	1	3	0	0	0	0	0	0	1	0	0	0	0	0	0	0	0	0	0		
T.Ward	2	1	3	0	0	0	0	0	0	0	0	0	0	0	0	0	0	0	0	0		
R.Ayers Jr.	1	2	3	0	0	0	3	0	0	0	0	0	0	0	0	0	0	0	0	0		
B.Grimes	1	1	2	0	0	0	0	0	1	0	0	0	0	0	0	0	0	0	0	0		
C.Baker	0	2	2	0	0	0	0	0	0	0	0	0	0	0	0	0	0	0	0	0		
W.Clarke	1	0	1	0	0	0	0	0	0	0	0	0	0	0	0	0	0	0	0	0		
R.Russell	1	0	1	0	0	0	0	0	0	0	0	0	0	0	0	0	0	0	0	0		
K.Beckwith	1	0	1	0	0	1	0	0	0	0	0	0	0	0	0	0	0	0	0	0		
A.Glanton	0	0	0	0	0	0	0	0	0	0	0	1	1	0	1	0	0	0	0	0		
J.Robinson	0	0	0	0	0	0	0	0	0	0	0	1	0	0	0	0	0	0	0	0		
F.Martino	0	0	0	0	0	0	0	0	0	0	0	1	0	0	0	0	0	0	0	0		
D.Bond	0	0	0	0	0	0	0	0	0	0	0	1	0	0	0	0	0	0	0	0		
P.Barber	0	0	0	0	0	0	0	0	0	0	0	1	0	0	0	0	0	0	0	0		
C.Lynch	0	0	0	0	0	0	0	0	0	0	0	0	1	0	0	0	0	0	0	0		
Total	34	16	50	1	0	3	7	3	4	2	1	5	2	0	1	0	0	0	0	0		

TKL = Tackle AST = Assist COMB = Combined QH=QB Hit IN = Interception PD = Pass Defense FF = Forced Fumble FR = Fumble Recovery

Miami Dolphins	Regular Defensive Plays												Special Teams					Misc			
	TKL	AST	COMB	SK	/ YDS	TFL	QH	IN	PD	FF	FR	TKL	AST	FF	FR	BL	TKL	AST	FF	FR	
K.Alonso	8	2	10	0	0	1	0	0	0	0	0	0	0	0	0	0	0	0	0	0	0
R.Jones	5	1	6	0	0	0	0	0	0	0	0	0	0	0	0	0	0	0	0	0	0
L.Timmons	5	1	6	0	0	0	0	0	0	0	0	0	0	0	0	0	0	0	0	0	0
C.Tankersley	4	2	6	0	0	0	0	0	2	0	0	0	0	0	0	0	0	0	0	0	0
D.Godchaux	5	0	5	0	0	1	0	0	0	0	0	0	0	0	0	0	0	0	0	0	0
T.McDonald	4	1	5	0	0	1	0	0	1	0	0	0	0	0	0	0	0	0	0	0	0
X.Howard	3	0	3	0	0	1	0	0	1	0	0	0	0	0	0	0	0	0	0	0	0
W.Hayes	1	2	3	0	0	1	1	0	0	0	0	0	0	0	0	0	0	0	0	0	0
N.Suh	0	3	3	0	0	0	2	0	0	0	0	0	0	0	0	0	0	0	0	0	0
J.Phillips	2	0	2	1	7	1	1	0	0	0	0	0	0	0	0	0	0	0	0	0	0
C.Wake	2	0	2	0	0	0	1	0	0	0	0	0	0	0	0	0	0	0	0	0	0
C.Harris	0	1	1	0	0	0	1	0	0	0	0	0	0	0	0	0	0	0	0	0	0
A.Branch	0	1	1	0	0	0	0	0	1	0	0	0	0	0	0	0	0	0	0	0	0
B.McCain	0	0	0	0	0	0	0	0	0	0	0	0	1	0	0	0	0	0	0	0	0
M.Thomas	0	0	0	0	0	0	0	0	0	0	0	0	0	1	0	0	0	0	0	0	0
A.Verner	0	0	0	0	0	0	0	0	0	0	0	0	0	1	0	0	0	0	0	0	0
J.Grant	0	0	0	0	0	0	0	0	0	0	0	0	0	0	0	1	0	0	0	0	0
J.Landry	0	0	0	0	0	0	0	0	0	0	0	0	0	0	0	0	0	2	0	0	1
M.Pouncey	0	0	0	0	0	0	0	0	0	0	0	0	0	0	0	0	0	1	0	0	0
T.Larsen	0	0	0	0	0	0	0	0	0	0	0	0	0	0	0	0	0	1	0	0	0
Total	39	14	53	1	7	6	6	0	5	0	0	1	2	0	1	0	4	0	0	0	1

Tampa Bay Buccaneers vs Miami Dolphins
11/19/2017 at Hard Rock Stadium

First Half Summary

PERIOD SCORES

Buccaneers	3	17 = 20
Dolphins	7	0 = 7

TIME OF POSSESSION

Buccaneers	19:10
Dolphins	10:50

Scoring Plays

Team	Qtr	Time	Play Description (Extra Point) (Drive Info)	Visitor	Home
Buccaneers	1	7:13	P.Murray 30 yd. Field Goal (7-63, 3:28)	3	0
Dolphins	1	4:23	J.Landry 2 yd. pass from J.Cutler (C.Parkey kick) (7-90, 2:50)	3	7
Buccaneers	2	14:10	P.Murray 30 yd. Field Goal (11-59, 5:13)	6	7
Buccaneers	2	12:14	O.Howard 6 yd. pass from R.Fitzpatrick (P.Murray kick) (2-5, 0:41)	13	7
Buccaneers	2	0:45	D.Jackson 4 yd. pass from R.Fitzpatrick (P.Murray kick) (4-37, 1:05)	20	7

	Tampa Bay Buccaneers	Miami Dolphins
TOTAL FIRST DOWNS	13	7
First Downs Rushing-Passing-by Penalty	2 - 10 - 1	1 - 5 - 1
THIRD DOWN EFFICIENCY	3-8-38%	0-3-0%
TOTAL NET YARDS	235	156
Total Offensive Plays	37	22
NET YARDS RUSHING	48	73
NET YARDS PASSING	187	83
Gross Yards Passing	187	83
Times thrown-yards lost attempting to pass	0-0	0-0
Pass Attempts-Completions-Had Intercepted	24 - 16 - 0	12 - 6 - 3
Punts-Number and Average	2 - 31	1 - 64
Penalties-Number and Yards	4 - 45	8 - 63
Fumbles-Number and Lost	0 - 0	1 - 1
Red Zone Efficiency	2-4-50%	1-2-50%
Average Drive Start	TB 47	MIA 24

Tampa Bay Buccaneers										Miami Dolphins															
RUSHING					ATT	YDS	AVG	LG	TD	RUSHING					ATT	YDS	AVG	LG	TD						
D.Martin					10	36	3.6	13	0	D.Williams					6	78	13.0	69	0						
R.Fitzpatrick					1	6	6.0	6	0	J.Cutler					1	1	1.0	1	0						
J.Rodgers					1	3	3.0	3	0	K.Drake					3	-6	-2.0	1	0						
C.Sims III					1	3	3.0	3	0																
Total					13	48	3.7	13	0	Total					10	73	7.3	69	0						
PASSING					ATT	CMP	YDS	SK/YD	TD	LG	IN	RT	PASSING					ATT	CMP	YDS	SK/YD	TD	LG	IN	RT
R.Fitzpatrick					24	16	187	0/0	2	29	0	117.9	J.Cutler					12	6	83	0/0	1	26	3	60.8
Total					24	16	187	0/0	2	29	0	117.9	Total					12	6	83	0/0	1	26	3	60.8
PASS RECEIVING					TAR	REC	YDS	AVG	LG	TD	PASS RECEIVING					TAR	REC	YDS	AVG	LG	TD				
O.Howard					4	3	52	17.3	24	1	J.Landry					5	4	33	8.3	12	1				
C.Sims III					4	3	25	8.3	15	0	K.Stills					1	1	26	26.0	26	0				
M.Evans					5	2	45	22.5	29	0	D.Williams					1	1	24	24.0	24	0				
D.Jackson					3	2	28	14.0	24	1	D.Parker					3	0	0	0.0	0	0				
P.Barber					2	2	11	5.5	6	0															
D.Martin					2	2	6	3.0	9	0															
C.Brake					1	1	12	12.0	12	0															
A.Humphries					2	1	8	8.0	8	0															
Total					23	16	187	11.7	29	2	Total					10	6	83	13.8	26	1				

Tampa Bay Buccaneers				Regular Defensive Plays								Special Teams						Misc			
	TKL	AST	COMB	SK	/ YDS	TFL	Q	IN	PD	FF	FR	TKL	AST	FF	FR	BL	TKL	AST	FF	FR	
R.Ayers Jr.	1	2	3	0	0	0	0	0	0	0	0	0	0	0	0	0	0	0	0	0	
G.McCoy	1	2	3	0	0	1	0	0	0	0	0	0	0	0	0	0	0	0	0	0	
K.Alexander	2	0	2	0	0	1	0	1	1	0	0	0	0	0	0	0	0	0	0	0	
R.Smith	2	0	2	0	0	0	0	0	0	1	1	0	0	0	0	0	0	0	0	0	
Total	6	4	10	0	0	2	0	1	1	1	1	0	0	0	0	0	0	0	0	0	

First Half Summary

Miami Dolphins		Regular Defensive Plays											Special Teams					Misc			
	TKL	AST	COMB	SK	/ YDS	TFL	QH	IN	PD	FF	FR		TKL	AST	FF	FR	BL	TKL	AST	FF	FR
K.Alonso	8	2	10	0	0	1	0	0	0	0	0		0	0	0	0	0	0	0	0	0
C.Tankersley	3	2	5	0	0	0	0	0	1	0	0		0	0	0	0	0	0	0	0	0
L.Timmons	3	1	4	0	0	0	0	0	0	0	0		0	0	0	0	0	0	0	0	0
D.Godchaux	3	0	3	0	0	1	0	0	0	0	0		0	0	0	0	0	0	0	0	0
Total	17	5	22	0	0	2	0	0	1	0	0		0	0	0	0	0	0	0	0	0

Play By Play

First Quarter

11/19/2017

MIA wins the coin toss and elects to defer. TB elects to Receive, and MIA elects to defend the west goal.

C.Parkey kicks 65 yards from MIA 35 to end zone, Touchback.

Tampa Bay Buccaneers at 15:00

1-10-TB 25	(15:00) (Shotgun) R.Fitzpatrick pass deep right to M.Evans to TB 41 for 16 yards (C.Tankersley).	P1
<u>1-10-TB 41</u>	(14:26) D.Martin right guard to TB 45 for 4 yards (T.McDonald).	
2-6-TB 45	(13:54) D.Martin up the middle to TB 47 for 2 yards (K.Alonso).	
3-4-TB 47	(13:16) (Shotgun) R.Fitzpatrick pass incomplete short right to M.Evans (C.Tankersley).	
4-4-TB 47	(13:11) (Punt formation) B.Anger punts 41 yards to MIA 12, Center-G.Sanborn. J.Landry to MIA 19 for 7 yards (J.Robinson).	

Miami Dolphins at 13:03

1-10-MIA 19	(13:03) J.Cutler pass incomplete short middle [L.David].	
2-10-MIA 19	(12:59) (Shotgun) D.Williams right guard to TB 12 for 69 yards (L.David).	R1
	Timeout #1 by MIA at 12:04.	
<u>1-10-TB 12</u>	(12:04) (Shotgun) D.Williams up the middle to TB 13 for -1 yards (R.Ayers Jr.; L.David).	
2-11-TB 13	(11:28) (Shotgun) D.Williams right guard to TB 9 for 4 yards (T.Ward; G.McCoy).	
3-7-TB 9	(10:51) (Shotgun) J.Cutler pass short middle intended for D.Parker INTERCEPTED by J.Evans at TB -1. J.Evans to TB 10 for 11 yards (M.Pouncey).	
	<i>PENALTY on MIA-D.Williams, Unnecessary Roughness, 15 yards, enforced at TB 10.</i>	

Tampa Bay Buccaneers at 10:41

1-10-TB 25	(10:41) D.Martin up the middle to TB 38 for 13 yards (R.Jones).	R2
<u>1-10-TB 38</u>	(9:59) R.Fitzpatrick pass deep right to O.Howard to MIA 40 for 22 yards (K.Alonso).	P3
<u>1-10-MIA 40</u>	(9:22) R.Fitzpatrick pass deep right to O.Howard to MIA 16 for 24 yards (K.Alonso) [N.Suh].	P4
<u>1-10-MIA 16</u>	(8:39) (Shotgun) D.Martin up the middle to MIA 13 for 3 yards (D.Godchaux).	
2-7-MIA 13	(8:03) D.Martin left end to MIA 12 for 1 yard (L.Timmons).	
3-6-MIA 12	(7:22) (Shotgun) R.Fitzpatrick pass incomplete short left to C.Sims III.	
4-6-MIA 12	(7:16) (Field Goal formation) P.Murray 30 yard field goal is GOOD, Center-G.Sanborn, Holder-B.Anger.	

TB 3 MIA 0, 7 plays, 63 yards, 3:28 drive, 7:47 elapsed

P.Murray kicks 70 yards from TB 35 to MIA -5. J.Grant to MIA 19 for 24 yards (F.Martino).

PENALTY on MIA-R.Scott, Offensive Holding, 9 yards, enforced at MIA 19.

Miami Dolphins at 7:13

1-10-MIA 10	(7:13) (Shotgun) J.Cutler pass short right to J.Landry pushed ob at MIA 22 for 12 yards (T.Ward).	P2
	<i>PENALTY on TB-T.Ward, Taunting, 15 yards, enforced at MIA 22.</i>	X3
<u>1-10-MIA 37</u>	(6:49) (Shotgun) J.Cutler pass short left to D.Williams to TB 39 for 24 yards (K.Alexander).	P4
<u>1-10-TB 39</u>	(6:16) (Shotgun) D.Williams up the middle to TB 35 for 4 yards (W.Clarke).	
2-6-TB 35	(5:44) <i>PENALTY on MIA-J.Bushrod, False Start, 5 yards, enforced at TB 35 - No Play.</i>	
2-11-TB 40	(5:38) J.Cutler pass deep left to K.Stills pushed ob at TB 14 for 26 yards (R.Smith).	P5
<u>1-10-TB 14</u>	(5:11) (Shotgun) J.Cutler pass incomplete short left to D.Parker.	
2-10-TB 14	(5:05) J.Cutler pass short right to J.Landry pushed ob at TB 2 for 12 yards (R.Ayers Jr.).	P6
<u>1-2-TB 2</u>	(4:27) J.Cutler pass short left to J.Landry for 2 yards, TOUCHDOWN.	P7
	C.Parkey extra point is GOOD, Center-J.Denney, Holder-M.Haack.	

TB 3 MIA 7, 7 plays, 90 yards, 1 penalty, 2:50 drive, 10:37 elapsed

C.Parkey kicks 65 yards from MIA 35 to TB 0. J.Rodgers to TB 29 for 29 yards (M.Thomas; A.Verner).

Tampa Bay Buccaneers at 4:23, (1st play from scrimmage 4:15)

1-10-TB 29	(4:15) R.Fitzpatrick pass deep right to D.Jackson pushed ob at MIA 47 for 24 yards (C.Tankersley).	P5
<u>1-10-MIA 47</u>	(3:51) D.Martin left end ran ob at MIA 39 for 8 yards (K.Alonso).	
2-2-MIA 39	(3:12) R.Fitzpatrick pass short right to D.Martin to MIA 42 for -3 yards (K.Alonso).	
3-5-MIA 42	(2:29) (Shotgun) R.Fitzpatrick pass short left to C.Sims III to MIA 33 for 9 yards (J.Phillips).	P6
<u>1-10-MIA 33</u>	(1:49) R.Fitzpatrick pass incomplete short right [W.Hayes].	
2-10-MIA 33	(1:41) D.Martin right tackle to MIA 26 for 7 yards (C.Harris; K.Alonso).	
3-3-MIA 26	(1:01) (Shotgun) R.Fitzpatrick scrambles up the middle to MIA 20 for 6 yards (K.Alonso).	R7
<u>1-10-MIA 20</u>	(:20) D.Martin left end to MIA 24 for -4 yards (D.Godchaux).	

Tampa Bay Buccaneers vs Miami Dolphins at Hard Rock Stadium

END OF QUARTER

	Score	Time Poss	First Downs				Efficiencies	
			R	P	X	T	3 Down	4 Down
Tampa Bay Buccaneers	3	9:48	2	5	0	7	2/4	0/0
Miami Dolphins	7	5:12	1	5	1	7	0/1	0/0

Second Quarter

11/19/2017

Play By Play

Tampa Bay Buccaneers continued.

- 2-14-MIA 24 (15:00) (Shotgun) R.Fitzpatrick pass incomplete short left to A.Humphries.
- 3-14-MIA 24 (14:55) (Shotgun) R.Fitzpatrick pass short middle to C.Brake to MIA 12 for 12 yards (K.Alonso).
- 4-2-MIA 12 (14:14) (Field Goal formation) P.Murray 30 yard field goal is GOOD, Center-G.Sanborn, Holder-B.Anger.

TB 6 MIA 7, 11 plays, 59 yards, 5:13 drive, 0:50 elapsed

P.Murray kicks 65 yards from TB 35 to end zone, Touchback.

Miami Dolphins at 14:10

- 1-10-MIA 25 (14:10) K.Drake left guard to MIA 24 for -1 yards (K.Alexander). TB-G.McCoy was injured during the play. His return is Questionable.
- 2-11-MIA 24 (13:51) K.Drake right guard to MIA 25 for 1 yard (C.Baker; C.Conte).
- 3-10-MIA 25 (13:04) (Shotgun) J.Cutler pass short middle intended for J.Landry INTERCEPTED by K.Alexander at MIA 30. K.Alexander to MIA 10 for 20 yards (T.Larsen).
PENALTY on MIA-T.Larsen, Face Mask (15 Yards), 5 yards, enforced at MIA 10.

Tampa Bay Buccaneers at 12:55

- 1-5-MIA 5 (12:55) (Shotgun) D.Martin right guard to MIA 6 for -1 yards (K.Alonso; R.Jones).
- 2-6-MIA 6 (12:20) R.Fitzpatrick pass short right to O.Howard for 6 yards, TOUCHDOWN.
- P.Murray extra point is GOOD, Center-G.Sanborn, Holder-B.Anger.

P8

TB 13 MIA 7, 2 plays, 5 yards, 0:41 drive, 2:46 elapsed

P.Murray kicks 65 yards from TB 35 to end zone, Touchback.

Miami Dolphins at 12:14

- 1-10-MIA 25 (12:14) J.Landry right end to MIA 26 for 1 yard (L.David).
PENALTY on MIA-L.Tunsil, Offensive Holding, 10 yards, enforced at MIA 25 - No Play.
- 1-20-MIA 15 (11:46) (Shotgun) D.Williams up the middle to MIA 17 for 2 yards (R.Ayers Jr.; G.McCoy).
- 2-18-MIA 17 (11:05) J.Cutler pass short left intended for D.Parker INTERCEPTED by R.McClain at MIA 31. R.McClain to MIA 25 for 6 yards (J.Landry).

Tampa Bay Buccaneers at 10:58

- 1-10-MIA 25 (10:58) R.Fitzpatrick pass short right to O.Howard for 25 yards, TOUCHDOWN NULLIFIED by Penalty.
PENALTY on TB-D.Smith, Offensive Holding, 10 yards, enforced at MIA 25 - No Play.
Penalty on TB-A.Marpet, Illegal Block Above the Waist, declined.
- 1-20-MIA 35 (10:49) R.Fitzpatrick pass short left to P.Barber to MIA 30 for 5 yards (L.Timmons).
Timeout #1 by TB at 09:59.
- 2-15-MIA 30 (9:59) (Shotgun) R.Fitzpatrick pass short left to P.Barber pushed ob at MIA 24 for 6 yards (L.Timmons).
- 3-9-MIA 24 (9:22) (Shotgun) R.Fitzpatrick pass incomplete deep middle to M.Evans (X.Howard).
- 4-9-MIA 24 (9:18) (Field Goal formation) P.Murray 42 yard field goal is No Good, Wide Right, Center-G.Sanborn, Holder-B.Anger.

Miami Dolphins at 9:14

- 1-10-MIA 32 (9:14) K.Drake right tackle to MIA 26 for -6 yards (G.McCoy).
- 2-16-MIA 26 (8:33) (Shotgun) J.Cutler pass incomplete short left.
- 3-16-MIA 26 (8:29) (Shotgun) J.Cutler pass deep left to J.Landry to TB 26 for 48 yards (C.Conte).
PENALTY on MIA-J.Bushrod, Offensive Holding, 10 yards, enforced at MIA 26 - No Play.
- 3-26-MIA 16 (7:52) (Shotgun) D.Williams left guard to MIA 16 for no gain (R.McClain).
- 4-26-MIA 16 (7:10) (Punt formation) M.Haack punts 64 yards to TB 20, Center-J.Denney. A.Humphries ran ob at TB 27 for 7 yards.
PENALTY on TB-C.Lynch, Illegal Block Above the Waist, 10 yards, enforced at TB 27.
Penalty on TB-A.Glanton, Running Into the Kicker, declined.
Penalty on TB-P.Barber, Illegal Blindside Block, declined.

Tampa Bay Buccaneers at 6:56

- 1-10-TB 17 (6:56) (Shotgun) R.Fitzpatrick pass short right to C.Sims III to TB 18 for 1 yard (C.Tankersley; N.Suh).
- 2-9-TB 18 (6:17) (Shotgun) C.Sims III right guard to TB 21 for 3 yards (L.Timmons; W.Hayes).
- 3-6-TB 21 (5:36) (Shotgun) R.Fitzpatrick pass short right to A.Humphries to TB 29 for 8 yards (K.Alonso).
- 1-10-TB 29 (5:05) D.Martin right guard to TB 32 for 3 yards (R.Jones).
- 2-7-TB 32 (4:21) (Shotgun) R.Fitzpatrick pass short right to D.Martin to TB 41 for 9 yards (C.Wake, C.Tankersley).
- 1-10-TB 41 (3:40) (Shotgun) R.Fitzpatrick pass short right to D.Martin to MIA 29 for 30 yards (T.McDonald).
PENALTY on TB-A.Marpet, Illegal Block Above the Waist, 10 yards, enforced at TB 41 - No Play.
Timeout #2 by TB at 03:08.
- 1-20-TB 31 (3:08) J.Rodgers left end to TB 34 for 3 yards (D.Godchaux).
- 2-17-TB 34 (2:35) (Shotgun) R.Fitzpatrick pass incomplete short left to D.Jackson [C.Harris].

P9

P10

Tampa Bay Buccaneers vs Miami Dolphins at Hard Rock Stadium

3-17-TB 34 (2:21) (Shotgun) R.Fitzpatrick pass short right to C.Sims III to TB 49 for 15 yards (C.Tankersley).

Two-Minute Warning

4-2-TB 49 (2:00) (Punt formation) B.Anger punts 21 yards to MIA 30, Center-G.Sanborn, out of bounds.

Miami Dolphins at 1:54

1-10-MIA 30 (1:54) (Shotgun) J.Cutler pass short left to J.Landry to MIA 37 for 7 yards (R.Smith). FUMBLES (R.Smith), RECOVERED by TB-R.Smith at MIA 37. R.Smith to MIA 37 for no gain (J.Landry).
The Replay Official reviewed the fumble ruling, and the play was Upheld. The ruling on the field was confirmed.

Tampa Bay Buccaneers at 1:50

1-10-MIA 37 (1:50) R.Fitzpatrick pass incomplete deep middle to O.Howard.
2-10-MIA 37 (1:46) (Shotgun) R.Fitzpatrick pass deep middle to M.Evans to MIA 8 for 29 yards (T.McDonald) [C.Wake]. P11
1-8-MIA 8 (1:01) (Shotgun) R.Fitzpatrick pass incomplete short middle to M.Evans.
2-8-MIA 8 (:56) (Shotgun) R.Fitzpatrick pass incomplete short right.
PENALTY on MIA-K.Alonso, Unnecessary Roughness, 4 yards, enforced at MIA 8 - No Play. X12
1-4-MIA 4 (:50) **R.Fitzpatrick pass short middle to D.Jackson for 4 yards, TOUCHDOWN.** P13
P.Murray extra point is GOOD, Center-G.Sanborn, Holder-B.Anger.

TB 20 MIA 7, 4 plays, 37 yards, 1 penalty, 1:05 drive, 14:15 elapsed

P.Murray kicks 66 yards from TB 35 to MIA -1. J.Grant to MIA 30 for 31 yards (A.Glanton; C.Lynch).

Miami Dolphins at 0:45, (1st play from scrimmage 0:36)

1-10-MIA 30 (:36) (Shotgun) J.Cutler scrambles up the middle to MIA 31 for 1 yard (R.Russell).
2-9-MIA 31 (:06) (No Huddle, Shotgun) *PENALTY on MIA-L.Tunsil, False Start, 5 yards, enforced at MIA 31 - No Play.*

END OF QUARTER	Time		First Downs				Efficiencies	
	Score	Poss	R	P	X	T	3 Down	4 Down
Tampa Bay Buccaneers	20	9:22	0	5	1	6	1/4	0/0
Miami Dolphins	7	5:38	0	0	0	0	0/2	0/0

Third Quarter

11/19/2017

Play By Play

MIA elects to Receive, and TB elects to defend the goal.

P.Murray kicks 69 yards from TB 35 to MIA -4. J.Grant to MIA 22 for 26 yards (D.Bond).

Miami Dolphins at 15:00, (1st play from scrimmage 14:56)

1-10-MIA 22	(14:56) New QB MIA 8 - Moore, Matt.	
	<i>PENALTY on MIA-J.Bushrod, False Start, 5 yards, enforced at MIA 22 - No Play.</i>	
1-15-MIA 17	(14:56) M.Moore pass short left to D.Parker to MIA 21 for 4 yards (R.Smith).	
2-11-MIA 21	(14:18) (Shotgun) M.Moore pass short middle to J.Thomas to MIA 32 for 11 yards (K.Alexander).	P8
<u>1-10-MIA 32</u>	(13:38) M.Moore pass incomplete deep right to K.Stills (B.Grimes) [R.Ayers Jr.].	
2-10-MIA 32	(13:32) (Shotgun) M.Moore pass incomplete short left to K.Drake.	
3-10-MIA 32	(13:29) (Shotgun) M.Moore pass deep right to J.Landry to TB 19 for 49 yards (J.Evans).	P9
	Timeout #1 by TB at 12:52.	
<u>1-10-TB 19</u>	(12:52) (Shotgun) M.Moore pass incomplete deep left to J.Landry.	
	<i>PENALTY on TB-R.McClain, Defensive Pass Interference, 18 yards, enforced at TB 19 - No Play.</i>	X10
<u>1-1-TB 1</u>	(12:47) (Shotgun) S.Young reported in as eligible. M.Moore pass short right to A.Fasano for 1 yard, TOUCHDOWN NULLIFIED by Penalty [K.Alexander].	
	<i>PENALTY on MIA-A.Fasano, Offensive Pass Interference, 10 yards, enforced at TB 1 - No Play.</i>	
1-11-TB 11	(12:40) (Shotgun) K.Drake right guard to TB 5 for 6 yards (J.Evans).	
2-5-TB 5	(11:57) M.Moore pass short left to J.Thomas to TB 3 for 2 yards (R.McClain). MIA-J.Bushrod was injured during the play. His return is Questionable.	
3-3-TB 3	(11:23) (Shotgun) <i>PENALTY on MIA-M.Pouncey, False Start, 5 yards, enforced at TB 3 - No Play.</i>	
3-8-TB 8	(11:06) (Shotgun) M.Moore pass incomplete short left to D.Parker.	
4-8-TB 8	(11:01) (Field Goal formation) C.Parkey 26 yard field goal is GOOD, Center-J.Denney, Holder-M.Haack.	

TB 20 MIA 10, 9 plays, 70 yards, 1 penalty, 4:03 drive, 4:03 elapsed

C.Parkey kicks 62 yards from MIA 35 to TB 3. J.Rodgers to TB 27 for 24 yards (B.McCain).

PENALTY on TB-D.Bond, Offensive Holding, 10 yards, enforced at TB 27.

Tampa Bay Buccaneers at 10:57, (1st play from scrimmage 10:50)

1-10-TB 17	(10:50) R.Fitzpatrick pass deep left to M.Evans to TB 33 for 16 yards (X.Howard).	P14
<u>1-10-TB 33</u>	(10:13) D.Martin right tackle to TB 35 for 2 yards (C.Wake).	
2-8-TB 35	(9:28) (Shotgun) R.Fitzpatrick pass incomplete short left to C.Sims III (A.Branch).	
3-8-TB 35	(9:23) (Shotgun) R.Fitzpatrick pass incomplete short right to M.Evans.	
4-8-TB 35	(9:19) (Punt formation) B.Anger punts 44 yards to MIA 21, Center-G.Sanborn, fair catch by J.Grant.	

Miami Dolphins at 9:11

1-10-MIA 21	(9:11) (Shotgun) K.Drake right tackle to MIA 23 for 2 yards (G.McCoy).	
2-8-MIA 23	(8:35) M.Moore pass incomplete short left to J.Landry.	
3-8-MIA 23	(8:30) (Shotgun) <i>PENALTY on MIA-S.Young, False Start, 5 yards, enforced at MIA 23 - No Play.</i>	
3-13-MIA 18	(8:30) (Shotgun) M.Moore pass deep left to K.Stills to TB 37 for 45 yards (R.McClain).	P11
<u>1-10-TB 37</u>	(7:44) M.Moore pass incomplete short right to J.Landry.	
2-10-TB 37	(7:38) K.Drake right guard to TB 35 for 2 yards (K.Alexander; G.McCoy).	
3-8-TB 35	(6:56) (Shotgun) M.Moore pass short right to J.Landry to TB 22 for 13 yards (J.Evans) [R.Ayers Jr.].	P12
<u>1-10-TB 22</u>	(6:11) (Shotgun) M.Moore pass short right to J.Thomas to TB 11 for 11 yards (T.Ward).	P13
<u>1-10-TB 11</u>	(5:30) M.Moore pass incomplete short left to J.Landry.	
2-10-TB 11	(5:25) (Shotgun) M.Moore pass short left to D.Parker to TB 8 for 3 yards (R.Smith).	
3-7-TB 8	(4:42) (Shotgun) <i>PENALTY on MIA-L.Tunsil, False Start, 5 yards, enforced at TB 8 - No Play.</i>	
3-12-TB 13	(4:29) (Shotgun) M.Moore pass incomplete short right.	
4-12-TB 13	(4:22) (Field Goal formation) C.Parkey 31 yard field goal is GOOD, Center-J.Denney, Holder-M.Haack.	

TB 20 MIA 13, 11 plays, 66 yards, 4:52 drive, 10:41 elapsed

C.Parkey kicks 65 yards from MIA 35 to end zone, Touchback.

Tampa Bay Buccaneers at 4:19

1-10-TB 25	(4:19) R.Fitzpatrick scrambles right guard to TB 27 for 2 yards (D.Godchaux).	
2-8-TB 27	(3:42) D.Martin left end to TB 25 for -2 yards (T.McDonald).	
3-10-TB 25	(3:00) (Shotgun) R.Fitzpatrick pass short right to A.Humphries to TB 28 for 3 yards (T.McDonald).	
4-7-TB 28	(2:24) (Punt formation) B.Anger punts 62 yards to MIA 10, Center-G.Sanborn. J.Grant to MIA 10 for no gain (P.Barber).	

Tampa Bay Buccaneers vs Miami Dolphins at Hard Rock Stadium

PENALTY on MIA-A.Verner, Offensive Holding, 5 yards, enforced at MIA 10.

Miami Dolphins at 2:09

- 1-10-MIA 5 (2:09) D.Williams right tackle to MIA 4 for -1 yards (K.Beckwith).
 Timeout #2 by TB at 01:33.
- 2-11-MIA 4 (1:33) M.Moore pass incomplete deep left to M.Gray.
- 3-11-MIA 4 (1:26) (Shotgun) M.Moore pass deep middle to K.Stills to MIA 22 for 18 yards (C.Conte) [G.McCoy]. FUMBLES (C.Conte), recovered by MIA- P14
 J.Landry at MIA 22. J.Landry to MIA 22 for no gain (C.Conte). MIA-T.Larsen was injured during the play. His return is Questionable.
- 1-10-MIA 22 (:56) (Shotgun) M.Moore pass short right to D.Parker to MIA 24 for 2 yards (K.Alexander).
PENALTY on MIA-K.Stills, Offensive Holding, 10 yards, enforced at MIA 24.
- 1-18-MIA 14 (:22) (Shotgun) M.Moore pass short left to K.Drake pushed ob at MIA 24 for 10 yards (R.McClain).

END OF QUARTER

	Score	Time Poss	First Downs				Efficiencies	
			R	P	X	T	3 Down	4 Down
Tampa Bay Buccaneers	20	3:56	0	1	0	1	0/2	0/0
Miami Dolphins	13	11:04	0	6	1	7	4/6	0/0

Fourth Quarter

11/19/2017

Play By Play

Miami Dolphins continued.

2-8-MIA 24	(15:00) M.Moore pass incomplete deep left to J.Landry.	
3-8-MIA 24	(14:54) (Shotgun) M.Moore pass deep left to D.Parker pushed ob at MIA 41 for 17 yards (R.Smith).	P15
<u>1-10-MIA 41</u>	(14:34) (No Huddle) M.Moore pass short left to K.Stills to TB 45 for 14 yards (J.Evans).	P16
<u>1-10-TB 45</u>	(13:57) (Shotgun) D.Williams up the middle to TB 44 for 1 yard (G.McCoy; K.Alexander).	
2-9-TB 44	(13:19) M.Moore sacked at TB 44 for 0 yards (G.McCoy).	
3-9-TB 44	(12:37) (Shotgun) M.Moore pass incomplete short middle [G.McCoy].	
4-9-TB 44	(12:33) (Punt formation) M.Haack punts 42 yards to TB 2, Center-J.Denney, downed by MIA-W.Aikens. <i>PENALTY on TB-R.Ayers Jr., Offensive Holding, 1 yard, enforced at TB 2.</i>	

Tampa Bay Buccaneers at 12:22

1-10-TB 1	(12:22) R.Fitzpatrick up the middle to TB 2 for 1 yard (D.Godchaux).	
2-9-TB 2	(11:39) <i>PENALTY on TB-R.Fitzpatrick, Delay of Game, 1 yard, enforced at TB 2 - No Play.</i>	
2-10-TB 1	(11:22) R.Fitzpatrick pass short middle to M.Evans to TB 15 for 14 yards (R.Jones).	P15
<u>1-10-TB 15</u>	(10:44) D.Martin right tackle to TB 15 for no gain (N.Suh; W.Hayes).	
2-10-TB 15	(10:03) (Shotgun) R.Fitzpatrick pass incomplete short right to C.Brake (C.Tankersley).	
3-10-TB 15	(9:58) (Shotgun) R.Fitzpatrick pass short right to C.Brake to TB 30 for 15 yards (K.Alonso; L.Timmons). <i>PENALTY on TB-D.Dotson, Offensive Holding, 7 yards, enforced at TB 15 - No Play.</i> <i>Penalty on TB-D.Smith, Illegal Use of Hands, declined.</i>	
3-17-TB 8	(9:36) (Shotgun) R.Fitzpatrick sacked at TB 1 for -7 yards (J.Phillips). Miami challenged the runner was down by contact ruling, and the play was Upheld. The ruling on the field stands. (Timeout #1.)	
4-24-TB 1	(8:59) (Punt formation) B.Anger punts 45 yards to TB 46, Center-G.Sanborn. J.Landry to TB 33 for 13 yards (A.Glanton). MIA-J.Landry was injured during the play. His return is Questionable. <i>PENALTY on MIA-M.Thomas, Offensive Holding, 10 yards, enforced at TB 33.</i>	

Miami Dolphins at 8:48

1-10-TB 43	(8:48) M.Moore pass short right to K.Stills to TB 34 for 9 yards (B.Grimes).
2-1-TB 34	(8:15) (Shotgun) D.Williams right end to TB 34 for no gain (B.Grimes; L.David).
3-1-TB 34	(7:31) M.Moore left end to TB 34 for no gain (K.Alexander).
4-1-TB 34	(7:03) D.Williams right guard to TB 34 for no gain (C.Baker; L.David).

Tampa Bay Buccaneers at 6:50

1-10-TB 34	(6:50) (Shotgun) R.Fitzpatrick pass incomplete short left to D.Martin.	
2-10-TB 34	(6:46) D.Martin right tackle to TB 36 for 2 yards (A.Branch; N.Suh). <i>PENALTY on MIA-N.Suh, Defensive Holding, 5 yards, enforced at TB 36.</i>	X16
<u>1-10-TB 41</u>	(6:25) D.Martin right tackle to TB 41 for no gain (L.Timmons, T.McDonald).	
2-10-TB 41	(5:46) D.Martin left end to TB 38 for -3 yards (X.Howard).	
3-13-TB 38	(4:59) (Shotgun) R.Fitzpatrick pass incomplete short left to M.Evans.	
4-13-TB 38	(4:50) (Punt formation) B.Anger punts 36 yards to MIA 26, Center-G.Sanborn, downed by TB-A.Glanton.	

Miami Dolphins at 4:37

1-10-MIA 26	(4:37) (Shotgun) M.Moore pass short right to J.Thomas to MIA 32 for 6 yards (K.Alexander).	
2-4-MIA 32	(4:14) (No Huddle, Shotgun) M.Moore pass short middle to K.Stills to MIA 39 for 7 yards (L.David) [R.Ayers Jr.].	P17
<u>1-10-MIA 39</u>	(3:43) (Shotgun) K.Drake up the middle to MIA 39 for no gain (L.David).	
2-10-MIA 39	(3:14) (No Huddle, Shotgun) M.Moore pass incomplete short left to D.Parker.	
3-10-MIA 39	(3:09) (Shotgun) M.Moore pass deep right to K.Stills for 61 yards, TOUCHDOWN. C.Parkey extra point is GOOD, Center-J.Denney, Holder-M.Haack.	P18

TB 20 MIA 20, 5 plays, 74 yards, 1:37 drive, 12:00 elapsed

C.Parkey kicks 65 yards from MIA 35 to end zone, Touchback.

Tampa Bay Buccaneers at 3:00

1-10-TB 25	(3:00) (Shotgun) R.Fitzpatrick pass deep right to M.Evans to TB 42 for 17 yards (R.Jones).	P17
<u>1-10-TB 42</u>	(2:36) (No Huddle, Shotgun) R.Fitzpatrick pass incomplete deep right to C.Brake.	
2-10-TB 42	(2:28) (Shotgun) R.Fitzpatrick pass short right to C.Godwin to MIA 44 for 14 yards (C.Tankersley) [N.Suh].	P18

Two-Minute Warning

<u>1-10-MIA 44</u>	(2:00) (Shotgun) R.Fitzpatrick pass incomplete short left to A.Humphries (T.McDonald).	
2-10-MIA 44	(1:54) (Shotgun) R.Fitzpatrick pass deep middle to C.Godwin to MIA 20 for 24 yards (R.Jones).	P19

Tampa Bay Buccaneers vs Miami Dolphins at Hard Rock Stadium

1-10-MIA 20 (1:09) D.Martin right tackle to MIA 17 for 3 yards (L.Timmons).
Timeout #2 by MIA at 01:03.

2-7-MIA 17 (1:03) D.Martin left end to MIA 16 for 1 yard (X.Howard).
Timeout #3 by MIA at 00:56.

3-6-MIA 16 (:56) D.Martin up the middle to MIA 17 for -1 yards (W.Hayes).
Timeout #3 by TB at 00:07.

4-7-MIA 17 **(:07) (Field Goal formation) P.Murray 35 yard field goal is GOOD, Center-G.Sanborn, Holder-B.Anger.**

TB 23 MIA 20, 9 plays, 58 yards, 2:56 drive, 14:56 elapsed

P.Murray kicks 40 yards from TB 35 to MIA 25. D.Williams to MIA 18 for -7 yards. Lateral to J.Landry to MIA 15 for -3 yards. FUMBLES, recovered by MIA -J.Grant at MIA 13. J.Grant to MIA 3 for -10 yards. FUMBLES, RECOVERED by TB-A.Glanton at MIA 0. TOUCHDOWN. Tampa Bay Buccaneers at 0:00

P.Murray extra point is GOOD, Center-G.Sanborn, Holder-B.Anger.

TB 30 MIA 20, 0 plays, 0 yards, 0:00 drive , 15:00 elapsed

END OF QUARTER

	Score	Time Poss	First Downs				Efficiencies	
			R	P	X	T	3 Down	4 Down
Tampa Bay Buccaneers	30	8:43	0	4	1	5	0/3	0/0
Miami Dolphins	20	6:17	0	4	0	4	2/4	0/1

Miscellaneous Statistics Report

Tampa Bay Buccaneers vs Miami Dolphins 11/19/2017 at Hard Rock Stadium

Ten Longest Plays for Tampa Bay Buccaneers

Yards	Qtr	Play Start	Play Description
29	2	2-10-MIA 37	(1:46) (Shotgun) R.Fitzpatrick pass deep middle to M.Evans to MIA 8 for 29 yards (T.McDonald) [C.Wake].
24	1	1-10-MIA 40	(9:22) R.Fitzpatrick pass deep right to O.Howard to MIA 16 for 24 yards (K.Alonso) [N.Suh].
24	1	1-10-TB 29	(4:15) R.Fitzpatrick pass deep right to D.Jackson pushed ob at MIA 47 for 24 yards (C.Tankersley).
24	4	2-10-MIA 44	(1:54) (Shotgun) R.Fitzpatrick pass deep middle to C.Godwin to MIA 20 for 24 yards (R.Jones).
22	1	1-10-TB 38	(9:59) R.Fitzpatrick pass deep right to O.Howard to MIA 40 for 22 yards (K.Alonso).
17	4	1-10-TB 25	(3:00) (Shotgun) R.Fitzpatrick pass deep right to M.Evans to TB 42 for 17 yards (R.Jones).
16	1	1-10-TB 25	(15:00) (Shotgun) R.Fitzpatrick pass deep right to M.Evans to TB 41 for 16 yards (C.Tankersley).
16	3	1-10-TB 17	(10:50) R.Fitzpatrick pass deep left to M.Evans to TB 33 for 16 yards (X.Howard).
15	2	3-17-TB 34	(2:21) (Shotgun) R.Fitzpatrick pass short right to C.Sims III to TB 49 for 15 yards (C.Tankersley).
14	4	2-10-TB 1	(11:22) R.Fitzpatrick pass short middle to M.Evans to TB 15 for 14 yards (R.Jones).

Ten Longest Plays for Miami Dolphins

Yards	Qtr	Play Start	Play Description
69	1	2-10-MIA 19	(12:59) (Shotgun) D.Williams right guard to TB 12 for 69 yards (L.David).
61	4	3-10-MIA 39	(3:09) (Shotgun) M.Moore pass deep right to K.Stills for 61 yards, TOUCHDOWN.
49	3	3-10-MIA 32	(13:29) (Shotgun) M.Moore pass deep right to J.Landry to TB 19 for 49 yards (J.Evans).
45	3	3-13-MIA 18	(8:30) (Shotgun) M.Moore pass deep left to K.Stills to TB 37 for 45 yards (R.McClain).
27	1	1-10-MIA 10	(7:13) (Shotgun) J.Cutler pass short right to J.Landry pushed ob at MIA 22 for 12 yards (T.Ward).
26	1	2-11-TB 40	(5:38) J.Cutler pass deep left to K.Stills pushed ob at TB 14 for 26 yards (R.Smith).
24	1	1-10-MIA 37	(6:49) (Shotgun) J.Cutler pass short left to D.Williams to TB 39 for 24 yards (K.Alexander).
18	3	3-11-MIA 4	(1:26) (Shotgun) M.Moore pass deep middle to K.Stills to MIA 22 for 18 yards (C.Conte) [G.McCoy]. FUMBLES (C.Conte),
17	4	3-8-MIA 24	(14:54) (Shotgun) M.Moore pass deep left to D.Parker pushed ob at MIA 41 for 17 yards (R.Smith).
14	4	1-10-MIA 41	(14:34) (No Huddle) M.Moore pass short left to K.Stills to TB 45 for 14 yards (J.Evans).

Touchdown Scoring Information

		Offense	Defense	Special Teams
VISITOR	Tampa Bay Buccaneers	2	0	1
HOME	Miami Dolphins	2	0	0

Player Scoring Information

Club	Player	TD	Rush TD	Rec TD	KO TD	Punt TD	Int TD	Fum TD	Misc TD	FG	XP	2Pt Rush	2Pt Rec	Sfty	Points
TB	P.Murray	0	0	0	0	0	0	0	0	3	3	0	0	0	12
TB	D.Jackson	0	0	1	0	0	0	0	0	0	0	0	0	0	6
TB	O.Howard	0	0	1	0	0	0	0	0	0	0	0	0	0	6
MIA	C.Parkey	0	0	0	0	0	0	0	0	2	2	0	0	0	8
MIA	J.Landry	0	0	1	0	0	0	0	0	0	0	0	0	0	6
MIA	K.Stills	0	0	1	0	0	0	0	0	0	0	0	0	0	6

Possession Detail

	First Half		Second Half		Game	
	Visitor	Home	Visitor	Home	Visitor	Home
Largest Lead	13	4	10	0	13	4
Drives Leading	3	1	4	0	7	1
Time of Possession Leading	7:51	1:15	9:43	0:00	17:34	1:15
Largest Deficit	-4	-13	0	-10	-4	-13
Drives Trailing	2	5	0	6	2	11
Time of Possession Trailing	5:54	7:13	0:00	17:21	5:54	24:34
Times Score Tied Up		0		1		1
Lead Changes		3		1		4



NFL STANDINGS

AMERICAN FOOTBALL CONFERENCE											
EAST DIVISION											
TEAM	W	L	T	PCT	PF	PA	HOME	AWAY	CONF	DIV	STREAK
New England Patriots	8	2	0	.800	290	203	3-2-0	5-0-0	5-1-0	1-0-0	Won 6
Buffalo Bills	5	5	0	.500	208	250	4-1-0	1-4-0	3-3-0	1-1-0	Lost 3
MIAMI DOLPHINS	4	6	0	.400	157	254	2-3-0	2-3-0	3-3-0	1-1-0	LOST 4
New York Jets	4	6	0	.400	201	222	3-2-0	1-4-0	4-4-0	2-3-0	Lost 1
NORTH DIVISION											
TEAM	W	L	T	PCT	PF	PA	HOME	AWAY	CONF	DIV	STREAK
Pittsburgh Steelers	8	2	0	.800	227	165	3-1-0	5-1-0	6-1-0	3-0-0	Won 5
Baltimore Ravens	5	5	0	.500	213	171	2-2-0	3-3-0	4-3-0	2-1-0	Won 1
Cincinnati Bengals	4	6	0	.400	169	199	2-2-0	2-4-0	4-5-0	1-2-0	Won 1
Cleveland Browns	0	10	0	.000	150	259	0-6-0	0-4-0	0-8-0	0-3-0	Lost 10
SOUTH DIVISION											
TEAM	W	L	T	PCT	PF	PA	HOME	AWAY	CONF	DIV	STREAK
Jacksonville Jaguars	7	3	0	.700	245	141	3-2-0	4-1-0	7-2-0	2-1-0	Won 4
Tennessee Titans	6	4	0	.600	222	253	4-1-0	2-3-0	5-4-0	2-1-0	Lost 1
Houston Texans	4	6	0	.400	267	262	3-3-0	1-3-0	3-4-0	1-2-0	Won 1
Indianapolis Colts	3	7	0	.300	179	280	2-3-0	1-4-0	2-4-0	1-2-0	Lost 1
WEST DIVISION											
TEAM	W	L	T	PCT	PF	PA	HOME	AWAY	CONF	DIV	STREAK
Kansas City Chiefs	6	4	0	.600	262	220	3-1-0	3-3-0	4-2-0	2-1-0	Lost 2
Los Angeles Chargers	4	6	0	.400	221	196	2-3-0	2-3-0	3-5-0	2-2-0	Won 1
Oakland Raiders	4	6	0	.400	204	247	2-3-0	2-3-0	4-5-0	1-2-0	Lost 1
Denver Broncos	3	7	0	.300	183	259	3-3-0	0-4-0	2-5-0	2-2-0	Lost 6

NATIONAL FOOTBALL CONFERENCE											
EAST DIVISION											
TEAM	W	L	T	PCT	PF	PA	HOME	AWAY	CONF	DIV	STREAK
Philadelphia Eagles	9	1	0	.900	320	188	5-0-0	4-1-0	7-0-0	4-0-0	Won 8
Dallas Cowboys	5	5	0	.500	242	242	2-3-0	3-2-0	4-4-0	2-1-0	Lost 2
Washington Redskins	4	6	0	.400	238	266	2-3-0	2-3-0	3-5-0	0-3-0	Lost 2
New York Giants	2	8	0	.200	162	247	1-4-0	1-4-0	0-7-0	0-2-0	Won 1
NORTH DIVISION											
TEAM	W	L	T	PCT	PF	PA	HOME	AWAY	CONF	DIV	STREAK
Minnesota Vikings	8	2	0	.800	241	172	5-1-0	3-1-0	6-1-0	2-1-0	Won 6
Detroit Lions	6	4	0	.600	271	234	2-3-0	4-1-0	5-3-0	3-0-0	Won 3
Green Bay Packers	5	5	0	.500	204	230	3-3-0	2-2-0	4-4-0	2-2-0	Lost 1
Chicago Bears	3	7	0	.300	174	221	2-4-0	1-3-0	1-7-0	0-4-0	Lost 3
SOUTH DIVISION											
TEAM	W	L	T	PCT	PF	PA	HOME	AWAY	CONF	DIV	STREAK
New Orleans Saints	8	2	0	.800	302	196	4-1-0	4-1-0	6-1-0	2-0-0	Won 8
Carolina Panthers	7	3	0	.700	213	180	3-2-0	4-1-0	4-3-0	2-1-0	Won 3
Atlanta Falcons	6	4	0	.600	231	210	2-2-0	4-2-0	5-1-0	0-1-0	Won 2
Tampa Bay Buccaneers	4	6	0	.400	203	228	3-2-0	1-4-0	2-4-0	0-2-0	Won 2
WEST DIVISION											
TEAM	W	L	T	PCT	PF	PA	HOME	AWAY	CONF	DIV	STREAK
Los Angeles Rams	7	3	0	.700	303	186	3-2-0	4-1-0	4-3-0	2-1-0	Lost 1
Seattle Seahawks	6	4	0	.600	242	199	3-2-0	3-2-0	4-3-0	3-0-0	Lost 1
Arizona Cardinals	4	6	0	.400	176	254	2-2-0	2-4-0	3-5-0	2-2-0	Lost 2
San Francisco 49ers	1	9	0	.100	174	260	1-4-0	0-5-0	1-8-0	0-4-0	Won 1