at

SUNDAY, OCTOBER 29, 2017 | 10:00 A.M. PT

LOS ANGELES CHARGERS

GAME RELEASE • 714-540-7100 • CHARGERS.COM • @CHARGERS

JOSH.RUPPRECHT@CHARGERS.NFL.COM | SKIP.POWERS@CHARGERS.NFL.COM | JENNIFER.ROJAS@CHARGERS.NFL.COM | JAMAAL.LAFRANCE@CHARGERS.NFL.COM
BROCK.ANDERSON@CHARGERS.NFL.COM | VERNON.DENNIS@CHARGERS.NFL.COM

CHARGERS (3-4) at PATRIOTS (5-2)

The Los Angeles Chargers (3-4) head to the East Coast for the second time this season and for the first of two trips in the next three weeks to take on the New England Patriots (5-2) at Gillette Stadium on Sunday, Oct. 29. Kickoff is scheduled for 10 a.m. PT with Ian Eagle, Dan Fouts and Evan Washburn on the call for CBS.

The series dates back to the inaugural season for both teams in 1960 as the first game between the two AFL squads was played Oct. 8, 1960. Over three years later, the two teams would meet in the AFL Championship game on Jan. 5, 1964, a 51-10 victory for the Chargers. Overall, the all-time series sits at a 23-12-2 advantage for the Patriots. The teams last met in 2014 and will be playing for the first time in Foxborough since 2011.

The Chargers enter Week 8 of the season riding a three-game winning streak, after earning a 21-0 shutout victory over the division rival Denver Broncos. The shutout was the first for the Chargers since Oct. 5, 2014, and the first against a divisional opponent since Dec. 12, 2010.

The Patriots also enter the weekend riding a three-game winning streak after dismantling the Atlanta Falcons, 23-7, in a *Super Bowl 51* rematch. New England currently leads the AFC East and sports a 2-2 record at home.

Individually on offense for the Chargers, Melvin Gordon enters the midpoint of the season ranked tied for second in the NFL in scoring (non-kickers) with 42 points on seven touchdowns. He ranks fifth in the AFC and is 11th in the league in rushing with 394 yards and is fourth in the NFL with 36 first downs. The Wisconsin native ranks seventh in the league with 622 yards from scrimmage.

Keenan Allen continues to be a primary target on third down as he leads the NFL with 19 receptions and 298 yards. Allen ranks ninth in the league in receiving yards with 487 while his 36 receptions rank tied for 11th. With two fourth-quarter comeback victories this season, Philip Rivers has proven to be strong in the fourth quarter. He holds a 110.4 pass rating in the fourth quarter that ranks sixth in the NFL.

Defensively the Chargers continue to get to opposing quarterbacks and are one of only two teams in the NFL with three players that sport five or more sacks. Melvin Ingram ranks fourth in the NFL with 8.5 sacks while the second-year pro Joey Bosa is close behind at sixth with 7.5 sacks. Chris McCain is having a breakout season with his five sacks that rank tied for 14th.

GAME RELEASE INDEX

PAGE	CONTENT	PAGE	CONTENT	PAGE	CONTENT
2	Schedule Breakdown	10	2017 Notes	23	Transactions
3	New to the Roster	12	Philip Rivers	25	Depth Chart
4	Connections	15	Antonio Gates	26	Last Time
5	The Matchup	17	Anthony Lynn	28	Statistics
6	Series History	18	Tom Telesco	31	Game Recaps
8	Week 7 Notes	19	Rosters	38	Supp. Bios
9	Milestones	22	Pronunciations	42	Player Capsules

2017 SCHEDULE

PRESEASON

PRESEASON 1	L, 17-48	SEAHAWKS	
PRESEASON 2	L, 7-13	SAINTS	
PRESEASON 3	W, 21-19	@ RAMS	
PRESEASON 4	L, 13-23	@ 49ERS	

REGULAR SEASON

WEEK 1	L, 21-24	@ BRONCOS	
WEEK 2	L, 17-19	DOLPHINS	
WEEK 3	L, 10-24	CHIEFS	
WEEK 4	L, 24-26	EAGLES	
WEEK 5*	W, 27-22	@ GIANTS	
WEEK 6*	W, 17-16	@ RAIDERS	
WEEK 7*	W, 21-0	BRONCOS	
WEEK 8*	10/29 | 10:00AM	@ PATRIOTS	
WEEK 10*	11/12 | 10:00AM	@ JAGUARS	
WEEK 11*	11/19 | 1:05PM	BILLS	
WEEK 12	11/23 | 1:30PM	@ COWBOYS	
WEEK 13*	12/3 | 1:05PM	BROWNS	
WEEK 14*	12/10 | 1:05PM	REDSKINS	
WEEK 15	12/16 | 5:30PM	@ CHIEFS	
WEEK 16	12/24 | 10:00AM	@ JETS	
WEEK 17*	12/31 | 1:25PM	RAIDERS	

HOME AWAY

ALL TIMES PACIFIC | *SUBJECT TO NFL'S FLEX SCHEDULING

LOS ANGELES CHARGERS

CHARGERS ON THE AIR

TELEVISION: CBS
Play-by-play: Ian Eagle
Analyst: Dan Fouts
Sideline: Evan Washburn

NATIONAL RADIO: ESPN RADIO
Play-by-play: Adam Amin
Analyst: Bill Polian
Sideline: Sal Paolantonio

LOCAL RADIO: KFI-AM 640
Play-by-play: Matt "Money" Smith
Analyst: Nick Hardwick
Sideline: Shannon Farren

SPANISH RADIO: KFWB-AM 980
Play-by-play: Jorge Villanueva
Analyst: Tony Alvarez

FIGHT FOR LA

1

BREAKING DOWN THE 2017 SCHEDULE

The Chargers enter the season against opponents that racked up a record of **112-95-1** in 2016. Six of the teams on the 2017 slate made the postseason in 2016, including Super Bowl Champion New England. The Chargers will be making **four trips to the East Coast** in 2017, with two treks to New York, one to New England and one to Jacksonville.

	SERIES BREAKDOWN	2017 RECORD	NOTES
	ALL-TIME: 51-65-1 **HOME:** 34-24-0 **AWAY:** 17-41-1 **LAST:** W, 21-0 - 2017 vs. Broncos	**OVERALL:** 3-3-0 **HOME:** 3-1 **AWAY:** 0-2 **POSTSEASON:** N/A	The Broncos and Bolts split the season series last year with the Chargers winning, 21-13 at home in primetime and falling on the road, 27-19. Von Miller (12.5 sacks) and Joey Bosa (10.5), two of the top pass rushers in the NFL, will square off twice, including on ESPN's Monday Night Football in week one.
	ALL-TIME: 15-18-0 **HOME:** 11-8-0 **AWAY:** 4-10-0 **LAST:** L, 19-17 - 2017 at Chargers	**OVERALL:** 4-2-0 **HOME:** 2-1-0 **AWAY:** 2-1-0 **POSTSEASON:** N/A	The Dolphins are one of six 2016 playoff teams the Chargers will face. The two teams are familiar with one another as it will be the fifth straight season they've squared off. Tyrell Williams had one of his best games against Miami, catching five passes for 125 yards and a 51-yard TD.
	ALL-TIME: 55-59-1 **HOME:** 32-25-1 **AWAY:** 23-34-0 **LAST:** L, 24-10 - 2017 at Chargers	**OVERALL:** 5-2-0 **HOME:** 2-1-0 **AWAY:** 3-1-0 **POSTSEASON:** N/A	Kansas City captured the AFC West title after beating the Chargers 31-21 to close out the 2016 regular season. Both teams feature shutdown corners as Casey Hayward led the NFL with seven interceptions this past season, followed by Marcus Peters with six.
	ALL-TIME: 7-5-0 **HOME:** 5-2-0 **AWAY:** 2-3-0 **LAST:** L, 26-24 - 2017 at Chargers	**OVERALL:** 6-1-0 **HOME:** 3-0-0 **AWAY:** 3-1-0 **POSTSEASON:** N/A	Last year's second overall pick Carson Wentz leads Philly on a rare visit to face the Chargers. In fact, it'll be only the third time they've played the Bolts in the Golden State since 1989. It will also mark a reunion with former Chargers running backs Ryan Mathews and Darren Sproles.
	ALL-TIME: 7-5-0 **HOME:** 3-2-0 **AWAY:** 4-3-0 **LAST:** W, 27-22 - 2017 at Giants	**OVERALL:** 1-6-0 **HOME:** 0-3-0 **AWAY:** 1-3-0 **POSTSEASON:** N/A	Philip Rivers and Eli Manning will always be linked together as they were traded for one another on draft day. This marks only the fourth time they have played each other with Rivers holding a 2-0 mark against Manning. Rivers helped pull out a last-minute, 21-20 win over the Giants on the road in 2009.
	ALL-TIME: 51-63-2 **HOME:** 25-32-1 **AWAY:** 26-31-1 **LAST:** W 17-16 - 2017 at Raiders	**OVERALL:** 3-4-0 **HOME:** 2-2-0 **AWAY:** 1-2-0 **POSTSEASON:** N/A	The Chargers and Raiders played up to the hype of their long-standing bitter rivalry with a pair of thrillers in 2016 that came down to the final snaps. Each team boasts a pair of dynamic receivers in Keenan Allen and Tyrell Williams for the Bolts and Amari Cooper and Michael Crabtree for the Raiders.
	ALL-TIME: 15-23-2 **HOME:** 7-11-1 **AWAY:** 8-12-1 **LAST:** L, 23-14 - 2014 at Chargers	**OVERALL:** 5-2-0 **HOME:** 2-2-0 **AWAY:** 3-0-0 **POSTSEASON:** N/A	In addition to visiting the NFC regular season champion Dallas Cowboys, the Bolts will also travel cross country to take on the AFC's top seed. The game features two of the top QBs in NFL history, Philip Rivers and Tom Brady, so you can expect some fireworks on offense.
	ALL-TIME: 7-2-0 **HOME:** 4-0-0 **AWAY:** 3-2-0 **LAST:** W, 38-14 - 2016 at Chargers	**OVERALL:** 4-3-0 **HOME:** 1-2-0 **AWAY:** 3-1-0 **POSTSEASON:** N/A	This will mark the fifth straight season the Chargers and Jaguars face off, with Los Angeles winning the last four meetings. Former Jaguars head coach Gus Bradley begins his first year as the Bolts' defensive coordinator. The Chargers have scored 30-plus points in four of the last five games against the Jags.
	ALL-TIME: 23-12-2 **HOME:** 13-6-1 **AWAY:** 10-6-1 **LAST:** W, 22-10 - 2014 at Bills	**OVERALL:** 4-2-0 **HOME:** 3-0-0 **AWAY:** 1-2-0 **POSTSEASON:** N/A	Head Coach Anthony Lynn's former team pays him a visit as the Bills head west in 2017. Buffalo boasted the number one rushing offense the past two seasons under Lynn, and will again be led by superstar running back LeSean McCoy. The Bolts have won four of the last five games against the Bills.
	ALL-TIME: 4-6-0 **HOME:** 2-4-0 **AWAY:** 2-2-0 **LAST:** W, 30-21 - 2013 at Chargers	**OVERALL:** 3-3-0 **HOME:** 1-2-0 **AWAY:** 2-1-0 **POSTSEASON:** N/A	Four of the most prolific rookies from the 2016 season will take the field. The Chargers boast Joey Bosa and Hunter Henry while Dak Prescott and Ezekiel Elliott lead the Cowboys. Winners of three of the last four in the series, the Chargers head to AT&T Stadium for the first time since 2009.
	ALL-TIME: 15-9-1 **HOME:** 7-4-0 **AWAY:** 8-5-1 **LAST:** L, 20-17 - 2016 at Browns	**OVERALL:** 0-7-0 **HOME:** 0-4-0 **AWAY:** 0-3-0 **POSTSEASON:** N/A	This will be the third meeting in as many years between the two teams. The Browns downed the Chargers for their lone win of 2016. Cleveland will enter Los Angeles with No. 1 pick Myles Garrett. The last time the Chargers fell at home to the Browns was in 1991.
	ALL-TIME: 3-7-0 **HOME:** 2-2-0 **AWAY:** 1-5-0 **LAST:** L, 30-24 - 2013 at Redskins	**OVERALL:** 3-3-0 **HOME:** 2-1-0 **AWAY:** 1-2-0 **POSTSEASON:** N/A	Another team that rarely heads west, it's been eight years since the Chargers last hosted the Redskins. The Bolts won a 23-20 thriller in the 2010 season, but fell in overtime, 30-24, the last time they played each other in 2013 at FedEx Field.
	ALL-TIME: 21-14-1 **HOME:** 13-8-0 **AWAY:** 8-6-1 **LAST:** W, 31-0 - 2014 at Chargers	**OVERALL:** 3-4-0 **HOME:** 2-1-0 **AWAY:** 1-3-0 **POSTSEASON:** N/A	After shutting out the Jets 31-0 the last time these teams met in 2014, the Bolts head to New York for the first time since 2012. It was a day to remember as the Chargers recorded a franchise record 11 sacks on their way to a 21-17 victory in the Big Apple.

THE HEAD COACHES

Anthony Lynn is in his first season as a head coach in the National Football League after serving as Buffalo's interim in Week 17 of the 2016 season. Lynn comes in with 83 games of playing experience under his belt, as well as two world championships on his résumé as a running back for the back-to-back Super Bowl champion Denver Broncos (XXXII and XXXIII). Lynn has always had a passion for teaching the game. Immediately following his last season in 1999, Lynn assumed the role of offensive assistant and assistant to special teams in Denver in 2000. Lynn spent 12 years as a running backs coach for the Jaguars, Cowboys, Browns, Jets and Bills. He then landed his first assistant head coaching position in New York with the Jets, while also coaching the running backs, and assumed the same position the following two seasons in Buffalo. The two seasons Lynn spent in Buffalo, the Bills led the NFL in both rushing yards (2,630 in 2016, and 2,432 in 2015) and rushing touchdowns (29 in 2016, and 19, tie in 2015). During his last two coaching stops (New York and Buffalo), Lynn's offenses combined for a total 18,218 rushing yards during that span (2009-2016), the most combined yards in the NFL over that period. Third-year running back Melvin Gordon will be Lynn's next weapon in the backfield, after coming off a campaign in which he racked up 1,416 yards from scrimmage and 12 touchdowns in 2016.

Bill Belichick completed his 42nd season as an NFL coach in 2016 and is in his 18th season as head coach of the New England Patriots. Belichick won his fifth Super Bowl as head coach of the Patriots in 2016, surpassing Pittsburgh's Chuck Noll for most Super Bowl wins by a head coach. Additionally in 2016, Belichick coached the Patriots to their NFL record eighth straight AFC East title and advanced to the AFC Championship Game for the sixth straight season, passing John Madden who appeared in five straight conference title games (1973-77). Belichick won 14 regular-season games for an NFL record fifth time and secured his 14th AFC East Division title as Patriots head coach, the most in NFL history. Bill Belichick enters 2017 with the most wins among all active coaches and is currently fourth all-time with 263 total victories as a head coach. Belichick's winning percentage of .678 ranks second in NFL history among coaches with 150 or more wins, trailing only George Halas (.682). He has led the Patriots to a winning record for 16 consecutive seasons (2001-16), trailing only Tom Landry, who recorded 20 consecutive winning seasons from 1966-85. Belichick has also notched 26 postseason wins in his career, most by a head coach in NFL history. Belichick, who was hired by Patriots Chairman and CEO Robert Kraft on Jan. 27, 2000, is in his 18th season with the Patriots. In 17 seasons, Belichick has so far delivered five Super Bowl championships, seven conference titles, 14 division crowns and 25 playoff victories, while posting an overall record of 226-80. Entering 2017, the Patriots have won eight consecutive division championships, besting the seven won by the L.A. Rams (1973-79). Belichick directed the Patriots to victories in Super Bowls XXXVI (2001), XXXVIII (2003), XXXIX (2004), XLIX (2014) and LI (2016), and in 2007 he became the only NFL head coach to guide his team to a 16-0 regular season. From 2003 to 2004, Belichick directed the Patriots to a winning streak of 21 consecutive games, including the postseason.

WHO IS NEW ON THE ROSTER

The Chargers have had **21 new players** on their roster in 2017, including all seven who were selected in the 2017 NFL Draft. The Chargers also signed two veteran free agents and claimed three off waivers. The team also traded for Bills quarterback **Cardale Jones** during camp. Five undrafted free agents made the opening weekend roster. The Chargers have had at least one undrafted free agent make the initial roster in 21 straight years.

The veteran free agents the team acquired includes safety **Tre Boston** from Carolina and tackle **Russell Okung** from Denver. The waiver acquisitions were **Hayes Pullard** from Jacksonville and **Michael Schofield** from Denver. **Tyler Marz** was signed off the Tennessee practice squad. **Nick Novak**, **Josh Keyes** and **Michael Ola** were added to the team in October.

Here's a closer look at the new veterans on the roster:

• **Boston** has logged 93 career-regular season tackles, three interceptions, eight passes defensed, eight forced fumbles and he's returned one of those interceptions for a touchdown. Last season was Boston's most productive by making 10 starts at safety, racking up 50 tackles and two interceptions. He contributed to a defense that ranked second in the NFL with 47 sacks and tied for fourth with 17 interceptions. He appeared at safety in Super Bowl 50 against the Denver Broncos.

• **Okung** originally was the sixth overall pick of the Seattle Seahawks in 2010. He spent six years with the Seahawks before joining the Denver offensive line in 2016. He held down the right side of an offensive line that reached the Super Bowl in back-to-back seasons (2013-2014), including a win in Super Bowl XLVIII over the Denver Broncos. Okung has started every regular season and post season game in his career (88, 12). His Pro Bowl season came after contributing to a rushing attack that ranked third in the league in rushing (161.2 ypg), while only surrendering two sacks.

2017 DRAFT PICKS

Draft Picks	Position	Selection
Mike Williams	WR	1st round (7th overall)
Forrest Lamp	OG	2nd round (38th overall)
Dan Feeney	OT	3rd round (71st overall)
Rayshawn Jenkins	S	4th round (113th overall)
Desmond King	CB	5th round (151st overall)
Sam Tevi	OT	6th round (191st overall)
Isaac Rochell	DE	7th round (225th overall)**

2017 ROOKIE FREE AGENTS/FIRST YEAR

Name	Position	College
Sean Culkin	TE	Missouri
Michael Davis	CB	BYU
Austin Ekeler	RB	Western St. (Colo.)
James Onwualu	OLB	Notre Dame

2017 VETERAN ADDITIONS

Name	Position	Years	College
Tre Boston	S	4	North Carolina
Cardale Jones	QB	2	Ohio State
Josh Keyes	LB	2	Boston College
Russell Okung	OT	8	Oklahoma State
Michael Ola	OT	4	Hampton
Tyler Marz	OT	1	Wisconsin
Nick Novak	K	10	Maryland
Hayes Pullard	LB	3	USC
Michael Schofield	OG	4	Michigan

PATRIOTS - CHARGERS CONNECTIONS

PRO CONNECTIONS

Chargers **Assistant Head Coach/Special Teams Coordinator George Stewart** was the wide receiver coach in Minnesota when New England **Wide Receiver Coach Chad O'Shea** (2007-08) and Defensive Line Coach Brendan Daly (2006-08, 2012-13) were on the coaching staff.

Chargers **LB Korey Toomer** (2012), **TE Sean McGrath** (2012), **NT Brandon Mebane** (2011-12) and **T Russell Okung** (2011-12) were teammates with New England **DL Alan Branch** in Seattle while Chargers **Defensive Coordinator Gus Bradley** (2011-12) was the defensive coordinator for the Seahawks.

Chargers **Head Coach Anthony Lynn**, **Offensive Line Coach Pat Meyer** and **Defensive Assistant D'Anton Lynn** coached in Buffalo while Chargers **QB Cardale Jones** (2016) and New England **RB Mike Gillislee** (2015-16), **WR Chris Hogan** (2015) and **CB Stephon Gilmore** (2015-16) were on the Bills. Chargers **Defensive Line Coach Giff Smith** coached for the Bills when **Gilmore** and **Hogan** were on the team in 2012.

Los Angeles **T Joe Barksdale** (2012) and **QB Kellen Clemens** (2011-12) played with New England **WR Danny Amendola** in St. Louis.

Chargers **Running Backs Coach Alfredo Roberts** coached in Indianapolis when Patriots **TE Dwayne Allen** (2012-15), **WR Phillip Dorsett** (2015), **RB Dion Lewis** (2014) and **DL Lawrence Guy** (2012-13) were teammates on the Colts.

Chargers **DE Chris McCain** (2016) and Patriots **WR Brandin Cook**s were teammates in New Orleans.

Los Angeles **WR Travis Benjamin** played with Patriots **CB Johnson Bademosi** (2012-15) and **RB Dion Lewis** (2013) in Cleveland while Chargers **Quarterback Coach Shane Steichen** (2013) was on the coaching staff.

Clemens (2007-10) and Patriots **LB David Harris** played together for the New York Jets while **A. Lynn** (2009-14) was on the coaching staff.

Chargers **NT Damion Square** played with Patriots **S Patrick Chung** in Philadelphia (2013).

McCain played with **Gillislee** in Miami (2014).

Chargers **QB Clemens** played in St. Louis while **Daly** was on the coaching staff staff (2011).

Chargers **Offensive Coordinator Ken Whisenhunt** (2007-10) was head coach for the Cardinals with **Tight Ends Coach John McNulty** (2009-10) on his coaching staff when **Branch** played in Arizona.

Mebane and **Okung** were teammates with New England **DE Cassius Marsh** in Seattle (2014-15).

COLLEGE CONNECTIONS

Chargers **Tight End Antonio Gates** played at Kent State when Patriots **Cornerbacks Coach Josh Boyer** was starting out as a graduate assistant in 2002.

Los Angeles **DE Melvin Ingram** played with New England **CB Stephon Gilmore** at South Carolina from 2009-11.

Los Angeles **S Adrian Phillips** and New England **DL Malcom Brown** were a part of the Longhorns' defense together at Texas from 2012-13.

Chargers **C Spencer Pulley** and Patriots **DL Adam Butler** played together at Vanderbilt from 2013-15.

Los Angeles **QB Kellen Clemens** was a part of the Oregon roster with Patriots **S Patrick Chung** (2004-05).

Chargers **WR Travis Benjamin** (2011) and **S Rayshawn Jenkins** (2012-14) played with New England **WR Phillip Dorsett** at Miami.

Chargers **TE Hunter Henry** and **DE Darius Philon** were teammates with Patriots **DL Trey Flowers** (2013-14) at Arkansas. **Philon** (2013-14) and **Henry** (2013-15) also played with Patriots rookie **DL Deatrich Wise** at Arkansas.

Los Angeles **NT Damion Square** and New England **LB Dont'a Hightower** were teammates at Alabama when New England **Special Teams Coach Joe Judge** was on the Crimson Tide coaching staff (2009-11).

Chargers **G Kenny Wiggins** played at Fresno State when Patriots Strength and Conditioning Coach **Moses Cabrera** was an assistant for the Bulldogs (2007-09).

Los Angeles **TE Hunter Henry** was on the Razorbacks roster when Patriots **Tight End Coach Nick Caley** was a graduate assistant at Arkansas (2013).

Chargers **T Sam Tevi** was teammates with Patriots **DB Eric Rowe** (2013-14) at Utah.

Chargers **CB Michael Davis** played with Patriots **LB Harvey Langi** (2014-16) and **LB Kyle Van Noy** (2013) at BYU.

Los Angeles **FB Derek Watt** (2011-13), **RB Melvin Gordon** (2011-13) and **T Tyler Marz** (2012-13) played at Wisconsin with New England **RB James White**.

Chargers **CB Desmond King** and Patriots **OL Cole Croston** played at Iowa together from 2013-15.

FORMER CHARGERS

Patriots **DL Lawrence Guy** played for the Chargers from 2013-14.

HOMETOWNS

Patriots **Offensive Line Coach Dante Scarnecchia** is from Los Angeles, Calif.
Patriots **QB Tom Brady** is from San Mateo, Calif.
Patriots **S Patrick Chung** is from Rancho Cucamonga, Calif.
Patriots **WR Brandin Cooks** is from Stockton, Calif.
Patriots **DE Cassius Marsh** is from Mission Hills, Calif.
Patriots **DB Jordan Richards** is from Folsom, Calif.
Patriots **WR Matthew Slater** is from Orange, Calif.

THE MATCHUP

ALL-TIME SERIES (PATRIOTS LEAD, 23-15-2)

THE LAST TIME (DEC. 7, 2014)

New England Patriots vs San Diego Chargers
12/7/2014 at Qualcomm Stadium

Final Individual Statistics

New England Patriots

RUSHING	ATT	YDS	AVG	LG	TD
L.Blount	20	66	3.3	23	0
J.Gray	2	9	4.5	7	0
T.Brady	4	7	1.8	5	0
J.Edelman	1	4	4.0	4	0
S.Vereen	1	1	1.0	1	0
Total	28	87	3.1	23	0

PASSING	ATT	CMP	YDS	SK/YD	TD	LG	IN	RT
T.Brady	44	28	317	1/7	2	**69**	1	90.8
Total	44	28	317	1/7	2	69	1	90.8

PASS RECEIVING	TAR	REC	YDS	AVG	LG	TD
J.Edelman	12	8	141	17.6	**69**	1
R.Gronkowski	11	8	87	10.9	35	1
B.LaFell	9	4	41	10.3	19	0
S.Vereen	4	3	30	10.0	14	0
D.Amendola	3	3	7	2.3	5	0
L.Blount	2	2	11	5.5	11	0
T.Wright	2	0	0	0.0	0	0
J.Develin	1	0	0	0.0	0	0
Total	44	28	317	11.3	69	2

INTERCEPTIONS	NO	YDS	AVG	LG	TD
A.Ayers	1	0	0.0	0	0
Total	1	0	0.0	0	0

PUNTING	NO	YDS	AVG	NET	TB	IN20	LG
R.Allen	5	247	49.4	44.0	1	4	60
Total	5	247	49.4	44.0	1	4	60

PUNT RETURNS	NO	YDS	AVG	FC	LG	TD
J.Edelman	3	20	6.7	0	16	0
D.Amendola	1	0	0.0	2	0	0
[DOWNED]	1	0	0.0	0	0	0
Total	4	20	5.0	2	16	0

KICKOFF RETURNS	NO	YDS	AVG	FC	LG	TD
D.Amendola	2	43	21.5	0	22	0
M.Slater	1	18	18.0	0	18	0
Total	3	61	20.3	0	22	0

San Diego Chargers

RUSHING	ATT	YDS	AVG	LG	TD
Ry.Mathews	11	44	4.0	17	0
P.Rivers	3	8	2.7	7	0
B.Oliver	3	1	0.3	4	0
Total	17	53	3.1	17	0

PASSING	ATT	CMP	YDS	SK/YD	TD	LG	IN	RT
P.Rivers	33	20	189	4/26	1	28	1	73.9
Total	33	20	189	4/26	1	28	1	73.9

PASS RECEIVING	TAR	REC	YDS	AVG	LG	TD
D.Brown	6	5	49	9.8	24	0
A.Gates	8	5	34	6.8	12	0
M.Floyd	6	3	54	18.0	28	1
E.Royal	5	2	30	15.0	22	0
L.Green	2	2	15	7.5	11	0
K.Allen	3	2	3	1.5	3	0
Ry.Mathews	1	1	4	4.0	4	0
B.Oliver	2	0	0	0.0	0	0
Total	33	20	189	9.5	28	1

INTERCEPTIONS	NO	YDS	AVG	LG	TD
M.Te'o	1	0	0.0	0	0
Total	1	0	0.0	0	0

PUNTING	NO	YDS	AVG	NET	TB	IN20	LG
N.Novak	6	240	40.0	36.7	0	1	51
M.Scifres	1	46	46.0	23.0	0	1	46
[BLOCKED]	1	0		0.0	0	0	0
Total	8	286	35.8	33.3	0	2	51

PUNT RETURNS	NO	YDS	AVG	FC	LG	TD
K.Allen	2	7	3.5	1	7	0
[DOWNED]	1	0	0.0	0	0	0
[TOUCHBACK]	1	0	0.0	0	0	0
Total	2	7	3.5	1	7	0

KICKOFF RETURNS	NO	YDS	AVG	FC	LG	TD
C.Davis	1	25	25.0	0	25	0
D.Brown	1	8	8.0	0	8	0
[TOUCHBACK]	4	0	0.0	0	0	0
Total	2	33	16.5	0	25	0

New England Patriots

FUMBLES	FUM	LOST	OWN-REC	YDS	TD	FORCED	OPP-REC	YDS	TD	OUT-BDS
B.LaFell	1	1	0	0	0	0	0	0	0	0
J.Casillas	0	0	0	0	0	1	0	0	0	0
Total	1	1	0	0	0	1	0	0	0	0

San Diego Chargers

FUMBLES	FUM	LOST	OWN-REC	YDS	TD	FORCED	OPP-REC	YDS	TD	OUT-BDS
A.Gates	1	0	1	0	0	0	0	0	0	0
J.Addae	0	0	0	0	0	1	0	0	0	0
D.Stuckey	0	0	0	0	0	0	1	53	1	0
Total	1	0	1	0	0	1	1	53	1	0

SCORING

Team	Qtr	Time	Play Description (Extra Point) (Drive Info)	Visitor	Home
Patriots	1	3:15	S.Gostkowski 22 yd. Field Goal (17-89, 7:56)	3	0
Chargers	2	13:29	M.Floyd 15 yd. pass from P.Rivers (N.Novak kick) (11-80, 4:46)	3	7
Chargers	2	11:06	D.Stuckey 53 yd. fumble return (N.Novak kick)	3	14
Patriots	2	7:38	S.Gostkowski 22 yd. Field Goal (12-70, 3:28)	6	14
Patriots	2	3:28	R.Gronkowski 14 yd. pass from T.Brady (S.Gostkowski kick) (4-25, 2:03)	13	14
Patriots	4	10:34	S.Gostkowski 38 yd. Field Goal (10-55, 5:04)	16	14
Patriots	4	8:41	J.Edelman 69 yd. pass from T.Brady (S.Gostkowski kick) (1-69, 0:12)	23	14

Paid Attendance: 68,815 — Time: 3:06

Current Streak: Patriots won last three games
Chargers' record on the road vs. the Patriots: 8-12-1
Chargers' record at home vs. the Patriots: 7-11-1
Longest Chargers winning streak: Four games (1968-70)
Longest Patriots winning streak: 10 games (1973-2001)
Last Time on Road: Chargers 21, Patriots 35 (9/18/11)
First Meeting: Chargers 0, vs. Patriots 35 (10/8/60)
Anthony Lynn vs. New England: 0-0

SERIES ON ROAD (PATRIOTS LEAD, 12-8-1)

LAST ROAD GAME (SEPT. 18, 2011)

San Diego Chargers vs New England Patriots
9/18/2011 at Gillette Stadium

Final Individual Statistics

San Diego Chargers

RUSHING	ATT	YDS	AVG	LG	TD
R.Mathews	12	64	5.3	14	1
P.Rivers	2	12	6.0	11	0
J.Hester	1	12	12.0	12	0
M.Tolbert	9	10	1.1	7	0
Total	24	98	4.1	14	1

PASSING	ATT	CMP	YDS	SK/YD	TD	LG	IN	RT
P.Rivers	40	29	378	2/6	2	36	2	97.7
Total	40	29	378	2/6	2	36	2	97.7

PASS RECEIVING	TAR	REC	YDS	AVG	LG	TD
V.Jackson	15	10	172	17.2	29	2
M.Tolbert	9	8	73	9.1	21	0
R.Mathews	9	7	62	8.9	14	0
M.Floyd	2	2	59	29.5	36	0
B.Walters	2	1	6	6.0	6	0
R.McMichael	1	1	6	6.0	6	0
R.Goodman	1	0	0	0.0	0	0
A.Gates	1	0	0	0.0	0	0
Total	40	29	378	13.0	36	2

INTERCEPTIONS	NO	YDS	AVG	LG	TD
Total	0	0	0	0	0

PUNTING	NO	YDS	AVG	NET	TB	IN20	LG
M.Scifres	1	35	35.0	35.0	0	1	35
Total	1	35	35.0	35.0	0	1	35

PUNT RETURNS	NO	YDS	AVG	FC	LG	TD
B.Walters	1	-2	-2.0	0	-2	0
[OUT OF BOUNDS]	1	0	0.0	0	0	0
Total	1	-2	-2.0	0	0	0

KICKOFF RETURNS	NO	YDS	AVG	FC	LG	TD
R.Goodman	3	63	21.0	0	27	0
[TOUCHBACK]	3	0	0.0	0	0	0
Total	3	63	21.0	0	27	0

New England Patriots

RUSHING	ATT	YDS	AVG	LG	TD
B.Green-Ellis	17	70	4.1	**16**	1
D.Woodhead	4	12	3.0	5	0
S.Ridley	2	9	4.5	6	0
T.Brady	2	3	1.5	4	0
Total	25	94	3.8	16	1

PASSING	ATT	CMP	YDS	SK/YD	TD	LG	IN	RT
T.Brady	40	31	423	2/13	3	33	0	135.7
Total	40	31	423	2/13	3	33	0	135.7

PASS RECEIVING	TAR	REC	YDS	AVG	LG	TD
D.Branch	10	8	129	16.1	33	0
W.Welker	11	7	81	11.6	17	0
A.Hernandez	8	7	62	8.9	16	1
R.Gronkowski	6	4	86	21.5	30	2
C.Ochocinco	2	2	45	22.5	30	0
D.Woodhead	2	2	15	7.5	9	0
B.Green-Ellis	1	1	5	5.0	5	0
Total	40	31	423	13.6	33	3

INTERCEPTIONS	NO	YDS	AVG	LG	TD
V.Wilfork	1	28	28.0	28	0
S.Brown	1	2	2.0	2	0
Total	2	30	15.0	28	0

PUNTING	NO	YDS	AVG	NET	TB	IN20	LG
Z.Mesko	2	85	42.5	43.5	0	1	54
Total	2	85	42.5	43.5	0	1	54

PUNT RETURNS	NO	YDS	AVG	FC	LG	TD
[DOWNED]	1	0	0.0	0	0	0
Total	0	0	0.0	0	0	0

KICKOFF RETURNS	NO	YDS	AVG	FC	LG	TD
J.Edelman	2	39	19.5	0	20	0
[TOUCHBACK]	2	0	0.0	0	0	0
Total	2	39	19.5	0	20	0

San Diego Chargers

FUMBLES	FUM	LOST	OWN-REC	YDS	TD	FORCED	OPP-REC	YD	TD	OUT-BDS
P.Rivers	1	1	0	0	0	0	0	0	0	0
M.Tolbert	1	1	0	0	0	0	0	0	0	0
Total	2	2	0	0	0	0	0	0	0	0

New England Patriots

FUMBLES	FUM	LOST	OWN-REC	YDS	TD	FORCED	OPP-REC	YD	TD	OUT-BDS
M.Anderson	0	0	0	0	0	1	0	0	0	0
J.Mayo	0	0	0	0	0	1	0	0	0	0
K.Love	0	0	0	0	0	0	1	0	0	0
R.Ninkovich	0	0	0	0	0	0	1	0	0	0
Total	0	0	0	0	0	2	2	0	0	0

SCORING

Team	Qtr	Time	Play Description (Extra Point) (Drive Info)	Visitor	Home
Patriots	1	6:16	A.Hernandez 14 yd. pass from T.Brady (S.Gostkowski kick) (12-92, 5:47)	0	7
Chargers	1	2:55	R.Mathews 10 yd. run (N.Novak kick) (7-80, 3:21)	7	7
Patriots	2	13:20	S.Gostkowski 22 yd. Field Goal (14-59, 4:35)	7	10
Patriots	2	2:49	R.Gronkowski 10 yd. pass from T.Brady (S.Gostkowski kick) (10-99, 5:25)	7	17
Patriots	2	0:00	S.Gostkowski 47 yd. Field Goal (3-18, 0:09)	7	20
Chargers	4	13:33	V.Jackson 3 yd. pass from P.Rivers (N.Novak kick) (10-64, 5:03)	14	20
Patriots	4	8:40	R.Gronkowski 17 yd. pass from T.Brady (D.Woodhead run) (4-61, 1:40)	14	28
Chargers	4	5:40	V.Jackson 26 yd. pass from P.Rivers (N.Novak kick) (8-80, 3:00)	21	28
Patriots	4	1:54	B.Green-Ellis 16 yd. run (S.Gostkowski kick) (9-80, 3:46)	21	35

Paid Attendance: 68,756 — Time: 3:04

SERIES HISTORY

CHARGERS-PATRIOTS SERIES AT A GLANCE

Patriots 23, Chargers 15, 2 Ties (.400)

1960	at Los Angeles	L	0-35
	at Boston	W	45-16
1961	at Boston	W	38-27
	at San Diego	L	0-41
1962	at Boston	L	20-24
	at San Diego	L	14-20
1963	at San Diego	W	17-13
	at Boston	W	7-6
	at San Diego+	W	51-10
1964	at San Diego	L	28-33
	at Boston	W	26-17
1965	at Boston	T	13-13
	at San Diego	L	6-22
1966	at San Diego	W	24-0
	at Boston	L	17-35
1967	at San Diego	W	28-14
	at San Diego	T	31-31
1968	at Boston	W	27-17
1969	at Boston	W	13-10
	at San Diego	W	28-18
1970	at Boston	W	16-14
1973	at New England	L	14-30
1975	at San Diego	L	19-33
1977	at San Diego	L	20-24
1978	at New England	L	23-28
1979	at New England	L	21-27
1983	at New England	L	21-37
1994	at New England	L	17-23
1996	at San Diego	L	7-45
1997	at New England	L	7-41
2001	at New England	L	26-29, OT
2002	at San Diego	W	21-14
2005	at New England	W	41-17
2006	at San Diego**	L	21-24
2007	at New England	L	38-14
`	at New England***	L	12-21
2008	at San Diego	W	30-10
2010	at San Diego	L	20-23
2011	at New England	L	21-35
2014	at San Diego	L	14-23

NOTABLE PERFORMANCES

- **Jahleel Addae** set a then-career high with eight tackles, including six solo stops and forced his first career fumble in his lone game against the Patriots.
- **Antonio Gates** registered his fourth career 100-yard receiving game in his first appearance against the Patriots. **Gates** caught six passes for 108 yards and averaged 18 yards per catch.
- During regular season play over his career, **Antonio Gates** has totaled 26 catches for 304 yards and three touchdowns against the Patriots in six games.
- In the two postseason matchups, **Gates** hauled in eight passes for 78 yards.
- **Melvin Ingram** tallied a career-high three tackles for loss, including a sack in his only appearance against the Patriots.
- **Corey Liuget** registered two tackles for loss against the Patriots on Dec. 7, 2014.
- Playing for Seattle, **Brandon Mebane** had three quarterback hits and one sack against the Patriots on Dec. 7, 2008.
- **Mebane** equaled his career high in tackles when he recorded seven against New England on Oct. 14, 2012.
- **Nick Novak** has converted all three of his field goal attempts with a long of 45 and all six of his extra point attempts against the Patriots.
- Playing for the Texans last season, **Novak** converted all three of his field goal attempts with a long of 46 yards against the Patriots in the divisional round.
- **Philip Rivers** has faced the Patriots five times during the regular season and had three games with more than three hundred yards passing. **Rivers** is 120-for-180 for 1,388 yards and nine touchdowns. He holds a 92.5 rating and a 66.7 completion percentage.
- In the 30-10 victory over the Patriots on Oct. 12, 2008, **Rivers** was 18-for-27 for 306 yards with three touchdowns and no interceptions. Rivers posted a rating of 141.9. For his effort, he was named the FedEx Air NFL Player of the Week.
- In one of the gutsiest performances, **Rivers**, playing on a torn ACL, and less than a week after getting his knee scoped, attempted 37 passes and threw for 211 yards in the Conference Championship Game on Jan. 20, 2008.

CAREER STATS VERSUS NEW ENGLAND PATRIOTS (NOTABLE PLAYERS REGULAR SEASON)

KEENAN ALLEN

					Score															
Date	Wk	Opponent		GS	Pts	Opp	Diff	OT	Target	Rec	Yds	Avg	Lg	TD	1st	1st%	25+	YAC	Y@C	YAC/R
12/07/2014	14	NE	L	WR	14	23	-9		3	2	3	1.5	3	0	0	0.0	0	1	1.0	0.5
		Record			Pts	Opp	Diff	OT	Target	Rec	Yds	Avg	Lg	TD	1st	1st%	25+	YAC	Y@C	YAC/R
Totals		0-1 (1 GP)			14	23	-9	-	3	2	3	1.5	3	0	0	0.0	0	1	1.0	0.5

ANTONIO GATES

					Score															
Date	Wk	Opponent		GS	Pts	Opp	Diff	OT	Target	Rec	Yds	Avg	Lg	TD	1st	1st%	25+	YAC	Y@C	YAC/R
10/02/2005	4	@NE	W	TE	41	17	24		8	6	108	18.0	38	0	5	83.3	1	18	15.0	3.0
09/16/2007	2	@NE	L	TE	14	38	-24		8	7	77	11.0	22	1	4	57.1	0	19	8.3	2.7
10/12/2008	6	NE	W	TE	30	10	20		5	4	35	8.8	22	1	3	75.0	0	9	6.5	2.3
10/24/2010	7	NE	L	TE	20	23	-3		5	4	50	12.5	26	1	3	75.0	1	21	7.3	5.3
09/18/2011	2	@NE	L	TE	21	35	-14		1	0	0	-	-	0	0	-	0	0	-	-
12/07/2014	14	NE	L	TE	14	23	-9		8	5	34	6.8	12	0	1	20.0	0	20	2.8	4.0
		Record			Pts	Opp	Diff	OT	Target	Rec	Yds	Avg	Lg	TD	1st	1st%	25+	YAC	Y@C	YAC/R
Totals		2-4 (6 GP)			140	146	-6	-	35	26	304	11.7	38	3	16	61.5	2	87	8.3	3.3

PHILIP RIVERS

					Score																									
Date	Wk	Opponent		GS	Pts	Opp	Diff	OT	Att	Cmp	Pct	Yds	Y/A	TD	TD%	Int	Int%	Lg	Sk	Lst	Rate	1st	1st%	25+	YAC
09/16/2007	2	@NE	L	QB	14	38	-24		30	19	63.3	179	5.97	2	6.7	2	6.7	22	3	30	74.2	10	33.3	0	76
10/12/2008	6	NE	W	QB	30	10	20		27	18	66.7	306	11.33	3	11.1	0	0.0	59	0	0	141.9	13	48.1	4	114
10/24/2010	7	NE	L	QB	20	23	-3		50	34	68.0	336	6.72	1	2.0	1	2.0	26	2	11	85.1	18	36.0	2	198
09/18/2011	2	@NE	L	QB	21	35	-14		40	29	72.5	378	9.45	2	5.0	2	5.0	36	2	6	97.7	20	50.0	4	184
12/07/2014	14	NE	L	QB	14	23	-9		33	20	60.6	189	5.73	1	3.0	1	3.0	28	4	26	73.9	8	24.2	1	133
		Record			Pts	Opp	Diff	OT	Att	Cmp	Pct	Yds	Y/A	TD	TD%	Int	Int%	Lg	Sk	Lst	Rate	1st	1st%	25+	YAC
Totals		1-4 (5 GP)			99	129	-30	-	180	120	66.7	1388	7.71	9	5.0	6	3.3	59	11	73	92.5	69	38.3	11	705

JAHLEEL ADDAE

					Score																									
Date	Wk	Opponent		GS	Pts	Opp	Diff	OT	Tot	Tack	Asst	Sacks	Yds	Stuff	Yds	Int	Yds	TD	QBH	TFL	FF	FR	PD	StTck	StAst	MiscTk	MiscA
12/07/2014	14	NE	L		14	23	-9		8	6	2	0	0	0	0	0	0	0	0	0	1	0	0	0	0	0	0
		Record			Pts	Opp	Diff	OT	Tot	Tack	Asst	Sacks	Yds	Stuff	Yds	Int	Yds	TD	QBH	TFL	FF	FR	PD	StTck	StAst	MiscTk	MiscA
Totals		0-1 (1 GP)			14	23	-9	-	8	6	2	0	0	0	0	0	0	0	0	0	1	0	0	0	0	0	0

CASEY HAYWARD

					Score																									
Date	Wk	Opponent		GS	Pts	Opp	Diff	OT	Tot	Tack	Asst	Sacks	Yds	Stuff	Yds	Int	Yds	TD	QBH	TFL	FF	FR	PD	StTck	StAst	MiscTk	MiscA
11/30/2014	13	NE	W		26	21	5		1	1	0	0	0	0	0	0	0	0	0	0	0	0	0	0	0	0	0
		Record			Pts	Opp	Diff	OT	Tot	Tack	Asst	Sacks	Yds	Stuff	Yds	Int	Yds	TD	QBH	TFL	FF	FR	PD	StTck	StAst	MiscTk	MiscA
Totals		1-0 (1 GP)			26	21	5	-	1	1	0	0	0	0	0	0	0	0	0	0	0	0	0	0	0	0	0

MELVIN INGRAM

					Score																									
Date	Wk	Opponent		GS	Pts	Opp	Diff	OT	Tot	Tack	Asst	Sacks	Yds	Stuff	Yds	Int	Yds	TD	QBH	TFL	FF	FR	PD	StTck	StAst	MiscTk	MiscA
12/07/2014	14	NE	L	LB	14	23	-9		6	5	1	1	7	1.5	3.5	0	0	0	2	3	0	0	0	0	0	0	0
		Record			Pts	Opp	Diff	OT	Tot	Tack	Asst	Sacks	Yds	Stuff	Yds	Int	Yds	TD	QBH	TFL	FF	FR	PD	StTck	StAst	MiscTk	MiscA
Totals		0-1 (1 GP)			14	23	-9	-	6	5	1	1	7	1.5	3.5	0	0	0	2	3	0	0	0	0	0	0	0

COREY LIUGET

					Score																									
Date	Wk	Opponent		GS	Pts	Opp	Diff	OT	Tot	Tack	Asst	Sacks	Yds	Stuff	Yds	Int	Yds	TD	QBH	TFL	FF	FR	PD	StTck	StAst	MiscTk	MiscA
09/18/2011	2	@NE	L	RDE	21	35	-14		1	1	0	0	0	0	0	0	0	0	0	0	0	0	0	0	0	0	0
12/07/2014	14	NE	L	DT	14	23	-9		7	4	3	0	0	2.5	4.5	0	0	0	1	2	0	0	0	0	0	0	0
		Record			Pts	Opp	Diff	OT	Tot	Tack	Asst	Sacks	Yds	Stuff	Yds	Int	Yds	TD	QBH	TFL	FF	FR	PD	StTck	StAst	MiscTk	MiscA
Totals		0-2 (2 GP)			35	58	-23	-	8	5	3	0	0	2.5	4.5	0	0	0	1	2	0	0	0	0	0	0	0

BRANDON MEBANE

					Score																									
Date	Wk	Opponent		GS	Pts	Opp	Diff	OT	Tot	Tack	Asst	Sacks	Yds	Stuff	Yds	Int	Yds	TD	QBH	TFL	FF	FR	PD	StTck	StAst	MiscTk	MiscA
12/07/2008	14	NE	L	LDT	21	24	-3		2	2	0	1	1	0	0	0	0	0	3	1	0	0	0	0	0	0	0
10/14/2012	6	NE	W	RDT	24	23	1		7	3	4	0	0	0.5	0.5	0	0	0	0	0	0	0	0	0	0	0	0
		Record			Pts	Opp	Diff	OT	Tot	Tack	Asst	Sacks	Yds	Stuff	Yds	Int	Yds	TD	QBH	TFL	FF	FR	PD	StTck	StAst	MiscTk	MiscA
Totals		1-1 (2 GP)			45	47	-2	-	9	5	4	1	1	0.5	0.5	0	0	0	3	1	0	0	0	0	0	0	0

NICK NOVAK

					Score																	
Date	Wk	Opponent			Pts	Opp	Diff	OT	FGM	FGA	Pct	XPM	XPA	1-19	20-29	30-39	40-49	50+	Lg	KO	TB
09/07/2008	1	@NE	L		10	17	-7		1	1	100.0	1	1	0-0	0-0	0-0	1-1	0-0	40	3	0
09/18/2011	2	@NE	L		21	35	-14		0	0	-	3	3	0-0	0-0	0-0	0-0	0-0	-	4	2
12/07/2014	14	NE	L		14	23	-9		0	0	-	2	2	0-0	0-0	0-0	0-0	0-0	-	3	0
12/13/2015	14	NE	L		6	27	-21		2	2	100.0	0	0	0-0	0-0	1-1	1-1	0-0	45	3	0
09/22/2016	3	@NE	L		0	27	-27		0	0	-	0	0	0-0	0-0	0-0	0-0	0-0	-	1	0
		Record			Pts	Opp	Diff	OT	FGM	FGA	Pct	XPM	XPA	1-19	20-29	30-39	40-49	50+	Lg	KO	TB
Totals		0-5 (5 GP)			51	129	-78	-	3	3	100.0	6	6	0-0 (0.0%)	0-0 (0.0%)	1-1 (100.0%)	2-2 (100.0%)	0-0 (0.0%)	45	14	2

TALE OF THE TAPE vs. PATRIOTS

OFFENSE
(based on 2017 regular-season statistics)

Chargers	Category	Patriots
138	Total First Downs	170
28	By Rushing	44
91	By Passing	105
19	By Penalty	21
32/87	3rd Down: Made/Att.	42/92
36.8%	3rd Down Pct.	45.7%
2/5	4th Down: Made/Att.	2/4
40.0%	4th Down Pct.	50.0%
27:55	Possession Avg.	30:31
2,313	Total Net Yards	2,875
330.4	Avg. Yards/Game	410.7
424	Total Plays	469
5.5	Avg. Yards/Play	6.1
554	Net Yards Rushing	775
79.1	Avg. Yards/Game	110.7
158	Total Rushes	189
1,759	Net Yards Passing	2,100
251.3	Avg. Yards/Game	300.0
10/57	Sacks Allowed/Yards	18/108
1,816	Gross Yards	2,208
256/156	Attempts/Completions	262/174
60.9%	Completion Pct.	66.4%
5	Had Intercepted	2
36/50.3	Punts/Gross Avg.	28/43.1
41.8	Net Punting Avg.	38.2
51/396	Penalties/Yards	53/463
5/2	Fumbles/Lost	8/3
17	Touchdowns	21
4	By Rushing	6
12	By Passing	15
1	By Returns	0

DEFENSE
(based on 2017 regular-season statistics)

Chargers	Category	Patriots
130	Total First Downs	167
51	By Rushing	46
68	By Passing	108
11	By Penalty	13
40/97	3rd Down: Made/Att.	35/85
41.2%	3rd Down Pct.	41.2%
1/7	4th Down: Made/Att.	3/8
14.3%	4th Down Pct.	37.5%
32:05	Possession Avg.	29:29
2,282	Total Net Yards	2,987
326.0	Avg. Yards/Game	426.7
439	Total Plays	454
5.2	Avg. Yards/Play	6.6
984	Net Yards Rushing	815
140.6	Avg. Yards/Game	116.4
201	Total Rushes	171
1,298	Net Yards Passing	2,172
185.4	Avg. Yards/Game	310.3
23/151	Sacks For/Yards	15/90
1,449	Gross Yards	2,262
215/141	Attempts/Completions	268/179
65.6%	Completion Pct.	66.8%
5	Interceptions	5
33/46.8	Punts/Gross Avg.	26/45.9
40.7	Net Punting Avg.	40.9
55/440	Penalties/Yards	52/446
12/4	Fumbles/Lost	9/3
14	Touchdowns Allowed	20
5	By Rushing	4
9	By Passing	15
0	By Returns	1

POST GAME NOTES (Week 7)

TEAM NOTES

The team captains for the Chargers were quarterback **#17 Philip Rivers**, linebacker **#48 Nick Dzubnar,** defensive end **#54 Melvin Ingram,** guard **#68 Matt Slauson**, tight end **#85 Antonio Gates** and nose tackle **#92 Brandon Mebane**.

The Chargers earned their first shutout since Oct. 5, 2014. The Chargers blanked the Jets in that contest, 31-0. The shutout was the first against a division opponent since a 31-0 win over the Chiefs on Dec. 12, 2010.

The Chargers have recorded five sacks in a single game three times this season.

PLAYER NOTES

Travis Benjamin opened the scoring for the Chargers with a 65-yard punt return. The punt return touchdown for the Chargers was the first since **Michael Spurlock** took a punt 63 yards for the score against the Jets on Dec. 23, 2012.

Travis Benjamin returned his first punt for a touchdown in a Chargers uniform. The punt return score was the fourth of his career and his first since he took one back 78 yards against the Titans on Sept. 20, 2015.

Travis Benjamin scored his second touchdown of the game, and his second receiving touchdown of the season when he hauled in a 42-yard pass from **Philip Rivers** in the fourth quarter. The receiving touchdown was his second of the season against Denver and his second that went over 35 yards. Benjamin has tallied seven career receiving touchdowns of 40 or more yards. Benjamin's fourth-quarter TD catch was on the 170th reception of his career.

Philip Rivers earned his 100th career regular-season victory. He is the fifth active quarterback with 100 or more wins.

Damion Square recovered his second career fumble when **Chris McCain** strip-sacked **Trevor Siemian** in the second quarter. His last fumble recovery was also against the Broncos on Jan. 3, 2016.

Chris McCain registered his fourth and fifth sack on the season. McCain, who is in his fourth season, entered 2017 with two career sacks. It is his first career multi-sack game.

Drew Kaser equaled his career long when he boomed a 69-yard punt that came to rest on the Denver 1-yard line. He recorded three punts over 60 yards on Sunday. His eight punts were a career high.

Melvin Ingram and **Joey Bosa** both got to **Trevor Siemian** on Sunday. The sacks for each marked the seventh time since Bosa's debut in 2016 that the pair has taken down the quarterback in the same game. The duo has combined for 31.5 sacks over that span and 16 this season.

Casey Hayward picked off **Trevor Siemian** early in the fourth quarter. The interception was his first of the season and his eighth since the start of 2016.

Melvin Gordon became the 13th player in franchise history to rush for 2,000 yards in his career. He also passed **Rod Bernstein** for sole possession of 12th in team history. Gordon passed **Gary Anderson** for the 11th-most carries in team annals.

Nick Novak surpassed 250 made PATs for his career and now sits at 775 points for his career.

UPCOMING MILESTONES

Official Totals — Based on coaches' film review totals.

WR Keenan Allen
— Needs three more receptions to reach 260 for his career, which would move him into a tie for 13th in team history with Freddie Jones.
— Needs four more receptions to reach 261 for his career, which would move him into sole possession of 13th in team history.
— Needs three more touchdown receptions to reach 20 for his career, which would move him into a tie with Jacque MacKinnon for 15th in team history.
— Needs four more receptions to reach 40 for the season.
— Needs 13 more yards to reach 500 for the season.

DE Joey Bosa
— Needs one more game played to reach 20 for his career.
— Needs six more tackles to reach 100 for his career.
— Needs 2.0 more game played to reach 20 for his career.

RB Austin Ekeler
— Needs 11 more receiving yards to reach 100 for his career.

TE Antonio Gates
— Needs 63 more receiving yards to reach 11,374 for his career, which would pass Keenan McCardell for 32nd in NFL history.
— Needs 71 more receiving yards to reach 11,390 for his career, which would pass Rod Smith for 31st in league annals.

RB Melvin Gordon
— Needs one more rushing touchdown to reach 14 for his career, which would move him into a tie with Buford McGee for 17th in team history.
— Needs two more rushing touchdowns to reach 15 for his career, which would move him into a tie for 36th among active players.
— Needs seven receptions to reach 110 for his career, which would pass Mike Tolbert for 13th in team history among running backs.
— Needs nine receptions to reach 112 for his career, which would pass Paul Lowe for 12th in team history among running backs.
— Needs 51 more receiving yards to reach 889 for his career, which would pass Rod Bernstine for 15th in team history among running backs.
— Needs 61 receiving yards to reach 900 for his career.
— Needs 66 receiving yards to reach 905 for his career, which would pass SGene Foster for 14th in team history among running backs.
— Needs 129 scrimmage yards to reach 3,000 for his career, which would pass Ricky Young (2,952) and Rod Bernstein (2,895) to become the 14th player in team history to reach that threshold.

TE Hunter Henry
— Needs three more receptions to reach 60 for his career, which would pass Arthur Cox, Randy McMichael and Pettis Norman (all with 59) for sole possession of 15th in team history among tight ends.

WR Dontrelle Inman
— Needs three more receptions to reach 110 for his career.
— Needs 37 more receiving yards to reach 1,500 for his career.

DT Corey Liuget
— Needs one more start to reach 95 for his career.

TE Sean McGrath
— Needs one more reception to reach 30 for his career.

RB Branden Oliver
— Needs 52 more rushing yards to reach 800 for his career.
— Needs one more reception to reach 55 for his career.

DT Darius Philon
— Needs one more game played to reach 30 for his career.

QB Philip Rivers
— Needs 22 more completions to reach 3,989 for his career, which would pass Warren Moon for No. 8 in league annals.
— Needs 184 more passing yards to reach 2,000 for the season.

NT Damion Square
— Needs one more game played to reach 35 for his career.

ILB Korey Toomer
— Needs one more tackle to reach 100 for his career.

CB Trevor Williams
— Needs one more game played to reach 20 for his career.

WR Tyrell Williams
— Needs eight more receptions to reach 100 for his career.
— Needs 17 more receiving yards to reach 1,464 for his career, which would pass Dontrelle Inman for fourth in team history among undrafted players.
— Needs 53 more receiving yards to reach 2,000 for his career.
— Needs one more touchdown reception to reach 10 for his career.

UPCOMING SPECIAL TEAMS MILESTONES

P Drew Kaser
— Needs five more punts to reach 100 for his career.

K Nick Novak
— Needs four more made field goals to reach 180 for his career.

2017 NOTES

GORDON NAMED PLAYER OF THE WEEK

Melvin Gordon accounted for 163 yards from scrimmage and added two scores to help lead the Chargers to their first victory of 2017. In doing so, Gordon was named the **AFC Offensive Player of the Week** for the Week 5 effort against the New York Giants. Gordon rushed for 105 yards and added 58 through the air, including two receiving touchdowns. His 163 yards from scrimmage was the second-best effort of his career.

MORE ON MELVIN GORDON

Melvin Gordon put together back-to-back games with 150 total yards or more from scrimmage in Week 6 & 7. The Wisconsin product has been getting it done on the ground and in the air to rank as one of the top non-kicker scorers in the NFL. Gordon enters the Week 8 matchup against the Patriots tied for second in the league lead in scoring with 42 points. Gordon ranks tied for fourth in the NFL with 36 first downs and is seventh in the league with 622 yards from scrimmage.

KEENAN ALLEN ON THIRD DOWN

Keenan Allen has returned in a big way from an injury-riddled 2016 season. Allen has proven to be one of the top targets in the NFL on third down as he leads the league with 19 receptions and 298 yards on third down. Of the 19 receptions, 16 have extended drives and been converted for first downs. Allen enters Week 8 ranked ninth in the NFL with 487 yards receiving. His 36 receptions rank tied for 11th in the league.

PHILIP RIVERS IN THE NFL RANKINGS

Philip Rivers enters the Patriots matchup ranked in the top-5 in the NFL in three passing categories. Rivers is fourth in the league in attempts (256), fifth in completions (156), and fifth in passing yards (1,816). Rivers has led the Chargers to two fourth-quarter comeback wins this season, his 23rd and 24th of his career. Rivers ranks sixth in the NFL in fourth-quarter passing with a 110.4 rating. He holds a career fourth-quarter rating of 88.9 and a 91.4 rating when trailing.

NICK NOVAK IN THE CLUTCH

Nick Novak didn't take long to feel welcomed back in a Chargers uniform. Novak converted a 32-yard game-winner against the Raiders to hand the Chargers a 17-16 victory over their division rival. Over his career, Novak sports a 90-percent (54-for-60) success rate on kicks in the fourth quarter. When in the fourth quarter and in a game where his team is +/- seven points, Novak is even more clutch. In that situation, he has converted 32-of-34 for a lifetime 94.1 percentage.

BOSA AND INGRAM SINCE 10/9/16

Since **Joey Bosa** made his NFL debut against the Raiders on Oct. 9, 2016, he has combined with **Melvin Ingram** to form one of the most prolific sack duos in the game. Since Bosa's debut, the duo has combined for 31.5 sacks. Either Bosa or Ingram has gotten to the quarterback at least once in 17 of those 19 games. The duo has recorded a sack in the same game seven times over that span. Ingram enters Week 8 ranked fourth in the NFL with 8.5 sacks while Bosa follows in sixth with 7.5 sacks.

MORE IN 2017

DYNAMIC SACK TRIO

Melvin Ingram, Joey Bosa and **Chris McCain** enter the Patriots matchup with 21 combined sacks. That total ranks second in the NFL as the trio is one of only two teams to have three players rank in the top-15 in the NFL in sacks.

Team	Player 1 (Sacks)	Player 2 (Sacks)	Player 3 (Sacks)	Total
JAX	Campbell (10.0)	Ngakoue (6.5)	Fowler Jr. (5.5)	22
LAC	Ingram (8.5)	Bosa (7.5)	McCain (5.0)	21

TRAVIS BENJAMIN A MULTI-THREAT

Travis Benjamin returned a punt for a score and found paydirt on a long receiving touchdown to help lead the Chargers to a key division win over the Broncos on Oct. 22. Benjamin jumpstarted the Chargers by opening the scoring with a 65-yard punt return. The punt return touchdown was the first for a Charger since Michael Spurlock returned a punt 63 yards against the Jets on Dec. 23, 2012. Benjamin later hauled in a 42-yard receiving touchdown to become the first Charger with a punt return TD and a receiving TD in the same game since Eric Metcalf (Nov. 30, 1997).

INGRAM NAMED PLAYER OF THE MONTH

Melvin Ingram earned **Defensive Player of the Month** honors for the month of September. The sixth-year pro out of South Carolina recorded a single game career-best three sacks against the Chiefs to move his season total to an AFC-best 5.5 in just three games. The 2012 first-round pick has tallied at least a sack in each of the first three games. Ingram opened the 2017 campaign with 1.5 sacks at Denver, then followed that up with a sack in the home opener against the Dolphins, before the three-sack performance against the Chiefs.

EKELER SCORES ON FIRST CARRY

Austin Ekeler scored a touchdown on his first career NFL carry. The undrafted rookie out of Western State went 35 yards for the score against the Eagles on Oct. 1. He became the first NFL player to score on his first career carry since **Jalen Richard** went 75 yards for the Raiders on Sept. 11, 2016.

Here is a look at the length of first career rushing touchdowns of notable Chargers since 2000.

NAME	TOUCHDOWN	DATE
Melvin Gordon	1 yard	9/11/16
Ryan Mathews	15 yards	10/3/10
Mike Tolbert	8 yards	11/22/09
Darren Sproles	1 yard	12/16/07
Michael Turner	8 yards	11/20/05
LaDainian Tomlinson	3 yards	9/9/01

CHARGER HEAD COACHES IN THEIR FIRST YEAR

Anthony Lynn begins his first season at the helm of the Chargers. Here is a look at how the head coaches in Chargers history fared in their first season on the sideline. **Interim not included*

Year	Name	Record
1960	Sid Gillman	10-4-0
1970	Charlie Waller	5-6-3
1972	Harland Svare	4-9-1
1974	Tommy Prothro	5-9-0
1979	Don Coryell	12-4-0
1987	Al Saunders	8-7-0
1989	Dan Henning	6-10-0
1992	Bobby Ross	11-5-0
1997	Kevin Gilbride	4-12-0
1999	Mike Riley	8-8-0
2002	Marty Schottenheimer	8-8-0
2007	Norv Turner	11-5-0
2013	Mike McCoy	9-7-0
2017	Anthony Lynn	3-4-0

Eight of the coaches in their first season posted a .500 or better record. Chargers head coaches have gone a combined 101-95-4 in their first season.

Head Coach **Anthony Lynn** and Special Teams Coordinator-Assistant Head Coach **George Stewart** are both graduates of the Bill Walsh NFL Diversity Coaching Fellowship. They are two of 35 current head coaches, assistant head coaches and coordinators to be graduates of the Fellowship.

-Lynn is one of four active head coaches to be a graduate (Hue Jackson, Marvin Lewis and Mike Tomlin)

THE COORDINATORS

As Seattle's defensive coordinator, **Gus Bradley** inherited the 30th-ranked defense and turned it around to be the No. 4 overall defense and top-ranked scoring defense in 2012.

GUS BRADLEY AS A DEFENSIVE COORDINATOR

Year	Team	Total (rank)	Rush (rank)	Pass (rank)	Scoring (rank)
2009	Sea.	356.4 (24)	111.0 (15)	245.4 (30)	24.4 (T-25)
2010	Sea.	368.6 (27)	118.9 (21)	249.6 (27)	25.4 (25)
2011	Sea.	332.2 (9)	112.3 (15)	219.9 (11)	19.7 (7)
2012	Sea.	306.2 (4)	103.1 (10)	203.1 (6)	15.3 (1)
2017	LAC	327.7 (13)	123.1 (31)	204.6 (5)	19.7 (8)

As Pittsburgh's offensive coordinator, **Ken Whisenhunt** improved the Steelers' offense to a Super Bowl-winning and top-10 unit.

KEN WHISENHUNT AS AN OFFENSIVE COORDINATOR

Year	Team	Total (rank)	Rush (rank)	Pass (rank)	Scoring (rank)
2004	Pit.	324.0 (16)	154.0 (2)	170.0 (28)	23.3 (11)
2005	Pit.	321.8 (T-15)	138.9 (5)	182.9 (24)	24.3 (8)
2006	Pit.	357.8 (7)	124.5 (10)	233.3 (9)	22.1 (T-12)
2013	S.D.	393.3 (5)	122.8 (13)	270.5 (4)	24.8 (12)
2016	S.D.	356.8 (14)	94.4 (26)	262.4 (8)	25.6 (9)
2017	LAC	330.4 (17)	79.1 (31)	251.3 (8)	19.6 (T-20)

THE PHILIP RIVERS FILE

Philip Rivers is the Chargers' franchise record-holder and he ranks 10th all-time for career passing yards with 47,649. Ben Roethlisberger is currently ninth while Warren Moon ranks eighth with 49,325 yards.

NFL ALL-TIME PASSING YARDS

1.	Peyton Manning	71,940
2.	Brett Favre	71,838
3.	Drew Brees	67,763
4.	Tom Brady	63,790
5.	Dan Marino	61,361
6.	John Elway	51,475
7.	Eli Manning	49,814
8.	Warren Moon	49,325
9.	Ben Roethlisberger	48,559
10.	**Philip Rivers**	**47,649**
11.	Fran Tarkenton	47,003
12.	Vinny Testaverde	46,233

- **Rivers** also owns the highest career completion (3,967) and attempts (6,173) totals in franchise history.

- **Rivers** finished the 2016 season with 4,386 passing yards, the seventh-most in a season in franchise history. Rivers holds seven of the Top 10 single-season passing yardage marks in franchise history.

SINGLE-SEASON PASSING YARDS

1.	Dan Fouts, 1981	4,802
2.	**Philip Rivers, 2015**	**4,792**
3.	Dan Fouts, 1980	4,715
4.	**Philip Rivers, 2010**	**4,710**
5.	**Philip Rivers, 2011**	**4,624**
6.	**Philip Rivers, 2013**	**4,478**
7	**Philip Rivers, 2016**	**4,386**
8.	**Philip Rivers, 2014**	**4,286**
9.	**Philip Rivers, 2009**	**4,254**
10.	Dan Fouts, 1979	4,082

- **Rivers** increased his career tally of 4,000-yard seasons to eight in 2016, a total that is tied for third in NFL history.

MOST NFL 4,000-YARD SEASONS (PASSING)

1.	Peyton Manning	14
2.	Drew Brees*	11
3.	**Philip Rivers***, Tom Brady	8

*includes 2016

- Rivers also posted his 11th-consecutive 3,000-yard season, which ties **Ben Roethlisberger** for fifth in NFL history.

MOST CONSECUTIVE 3,000-YARD SEASONS (PASSING)

1.	Brett Favre (1992-09)	18
2.	Drew Brees (2004-16)	13
	Peyton Manning (1998-10)	13
4.	Eli Manning (2005-16)	12
5.	**Philip Rivers (2006-16)**	**11**
	Ben Roethlisberger (2006-16)	11

- **Rivers** threw 33 touchdown passes last season, for a ninth-straight 25-plus TD season. It is the third-longest streak in NFL history.

MOST CONSECUTIVE 25-TOUCHDOWN SEASONS (PASSING)

1.	Peyton Manning (1998-2010)	13
2.	Drew Brees (2006-16)	11
3.	**Philip Rivers (2008-16)**	**9**

- **Rivers'** 33 touchdown passes in the 2016 season give him five-career 30-TD seasons, sixth in NFL history.

MOST NFL 30-TOUCHDOWN SEASONS (PASSING)

1.	Drew Brees, Brett Favre, Peyton Manning	9
4.	Tom Brady, Aaron Rodgers*	6
6.	**Philip Rivers**	**5**

- **Rivers** attempted 578 passes in 2016, fifth in franchise history for a season, and completed 349 (seventh). He now owns seven of the 10 highest pass completion and pass attempt seasons in franchise history.

CHARGERS SINGLE-SEASON PASS COMPLETIONS

1.	**Philip Rivers, 2015**	**437**
2.	**Philip Rivers, 2014**	**379**
3.	**Philip Rivers, 2013**	**378**
4.	**Philip Rivers, 2011**	**366**
5.	Dan Fouts, 1981	360
6.	**Philip Rivers, 2010**	**357**
7.	**Philip Rivers, 2016**	**349**
8.	Dan Fouts, 1980	348
9.	**Philip Rivers, 2012**	**338**
10.	Dan Fouts, 1979	332

CHARGERS SINGLE-SEASON PASS ATTEMPTS

1. **Philip Rivers, 2015 ..... 661**
2. Dan Fouts, 1981 609
3. Dan Fouts, 1980 589
4. **Philip Rivers, 2011 ..... 582**
5. **Philip Rivers, 2016 ..... 578**
6. **Philip Rivers, 2014 ..... 570**
7. **Philip Rivers, 2013 ..... 544**
8. **Philip Rivers, 2010 ..... 541**
9. Dan Fouts, 1979 530
10. **Philip Rivers, 2012 ..... 527**

- **Rivers** is the franchise's all-time leader for touchdown passes (326) and he ranks eighth on the NFL's all-time touchdowns list.

MOST NFL TOUCHDOWN PASSES (CAREER)

1. Peyton Manning 539
2. Brett Favre 508
3. Drew Brees 476
4. Tom Brady 471
5. Dan Marino 420
6. Fran Tarkenton 342
7. Eli Manning 330
8. **Philip Rivers 326**

- **Rivers** finished 2016 with 33 touchdown passes, tied for second-most in a season in franchise history. He now owns eight of the Top 10 touchdown passing seasons in franchise history.

CHARGERS SINGLE-SEASON TOUCHDOWN PASSES

1. **Philip Rivers, 2008 ..... 34**
2. **Philip Rivers, 2016 ..... 33**
   Dan Fouts, 1981 33
4. **Philip Rivers, 2013 ..... 32**
5. **Philip Rivers, 2014 ..... 31**
6. **Philip Rivers, 2010 ..... 30**
   Dan Fouts, 1980 30
8. **Philip Rivers, 2015 ..... 29**
9. **Philip Rivers, 2009 ..... 28**
10. **Philip Rivers, 2011 ..... 27**
    Drew Brees, 2004 27
    Dan Fouts, 1985 27
    John Hadl, 1968 27

- On Sept. 17, 2017, against Miami, **Rivers** recorded the 52nd 300-yard passing game of his career to break a tie with **Dan Fouts** for the franchise record. He has since added to that as he went for over 300 against the Eagles.

CHARGERS CAREER 300-YARD PASSING GAMES

1. **Philip Rivers 53**
2. Dan Fouts 51

- **Rivers** is the Chargers' all-time leader with eight career 400-yard passing games and he's tied for sixth in NFL annals.

NFL CAREER 400-YARD PASSING GAMES

1. Drew Brees 15
2. Peyton Manning 14
3. Dan Marino 13
4. Tom Brady 10
5. Ben Roethlisberger 9
6. **Philip Rivers**, Carson Palmer 8

MOST WINS AS A STARTER

	Player	Team	No.
1.	Tom Brady	N.E.	188
2.	Drew Brees	S.D./N.O.	135
3.	Ben Roethlisberger	Pit.	128
4.	Eli Manning	NYG	109
5.	**Philip Rivers**	S.D./LAC	100

RIVERS DOES IT AGAIN

On Oct. 15, 2017 at Oakland, Philip Rivers led the Chargers to a 17-16 come-from-behind victory. The Chargers trailed the Raiders 16-14 early in the final four minutes. The win marked the 24th fourth-quarter come-from-behind victory of Rivers' illustrious career. Below is a look at all 24 of Rivers' fourth-quarter come-from-behind wins.

Date	Opp.	Deficit	Final Score
10/15/17	at Oakland	14-16	Won, 17-16
10/8/17	at New York Giants	17-22	Won, 27-22
10/23/16	at Atlanta*	20-27	Won, 33-30
09/13/15	Detroit	20-21	Won, 33-28
12/20/14	at San Francisco*	21-35	Won, 38-35
11/30/14	at Baltimore	13-23	Won, 34-33
10/12/14	at Oakland	21-28	Won, 31-28
12/29/13	Kansas City*	14-24	Won, 27-24
11/24/13	at Kansas City	24-28	Won, 41-38
09/29/13	Dallas	20-21	Won, 30-21
09/15/13	at Philadelphia	27-23	Won, 33-30
09/11/11	Minnesota	17-14	Won, 24-17
11/07/10	at Houston	21-23	Won, 29-23
11/08/09	at N.Y. Giants	20-14	Won, 21-20
09/14/09	at Oakland	20-17	Won, 24-20
01/03/09	Indianapolis^*	17-14	Won, 23-17
12/21/08	at Tampa Bay	24-20	Won, 41-24
12/14/08	at Kansas City	21-10	Won, 22-21
09/28/08	at Oakland	15-3	Won, 28-18
12/09/07	at Tennessee*	17-3	Won, 23-17
12/24/06	at Seattle	14-13	Won, 20-17
11/26/06	vs. Oakland	14-7	Won, 21-14
11/19/06	at Denver	27-21	Won, 35-27
11/12/06	at Cincinnati	38-28	Won, 49-41

^AFC Wild Card Playoffs
*Overtime game

MORE ON PHILIP RIVERS

- Rivers has started a franchise-record 183 consecutive regular-season games. It's the NFL's second-longest active streak behind Eli Manning's 206.

- Rivers has posted a 100-83 (.546) regular-season record. He became the fifth active quarterback to reach 100 regular-season wins after the victory against the Broncos on Oct. 22, 2017. Including postseason, Rivers' 104 wins overall also ranks No. 5 among active quarterbacks.

- Rivers has posted a passer rating of 120 or higher 41 times during his career. The Chargers are 36-5 (.878) in those games. He has also posted a rating of 130.0 or higher 22 times and the Chargers are 22-0 in those games.

- Rivers is 39-31 (.557) as a starter in regular-season AFC West games. In 70 division games as a starter, he's completed 1,416 of 2,269 (62.4 pct.) for 17,105 yards with 110 touchdowns and 67 interceptions for a 89.4 passer rating.

- Rivers is one of the NFL's top late-season quarterbacks. Since taking over as the Bolts' starting quarterback in 2006, he has guided the Chargers to a record of 35-18 (.660) in regular-season games played in December and January.

- Rivers is not only great in December and January, but in the second half of the season overall. Throughout his career, Rivers is 58-38 (.604) as a starter in games played after Nov. 1 and his 92.8 career passer rating in Games 9-16 of the regular season ranks 11th all-time.

- Rivers is a seven-time AFC Offensive Player of the Week. His seven AFC POW awards rank second in team history to LaDainian Tomlinson's 10.

- Rivers is an 11-time FedEx Air NFL Player of the Week during his career.

- Since 2012, Rivers has posted the fourth most offensive plays (5,777) in the NFL.

REGULAR-SEASON RANKINGS

		All-Time	Active Players
Completions	3,967	9	4
Yards	47,649	10	5
Percentatge	64.3	10	5
Touchdowns	326	8	4
QB Rating	94.5	8	5

POSTSEASON RANKINGS

		All-Time	Active Players
Completions	164	27	9
Yards	2,165	27	9
Percentatge	60.3	24	9
Touchdowns	11	33t	10
QB Rating	85.2	21	11

COMBINED (REGULAR AND POSTSEASON) RANKINGS

		All-Time	Active Players
Completions	4,131	10	5
Yards	49,814	10	5
Percentage	64.1	9	5
TDs	337	10	6
QB Rating	94.1	9	5

Regular Season, All-Time:

22 completions away from passing **Warren Moon** (3,988) for eighth all-time

17 touchdowns away from passing **Fran Tarkenton** (342) for sixth all-time (also trails current NY Giants quarterback **Eli Manning** (330) for seventh in NFL history)

Most Consecutive Games Played

183	Philip Rivers, 2004-17
179	David Binn, 1994-10
178	Russ Washington, 1968-80

Rivers Earns His 100th Win

Philip Rivers earned his 100th career regular season win when the Chargers downed the Denver Broncos, 21-0, on Oct. 22, 2017. Here is a list of quarterbacks that have won 100 or more regular season games.

Name	Wins
Tom Brady	188
Brett Favre	186
Peyton Manning	186
John Elway	148
Dan Marino	147
Drew Brees	135
Ben Roethlisberger	128
Fran Tarkenton	124
Johnny Unitas	118
Joe Montana	117
Eli Manning	109
Terry Bradshaw	107
Warren Moon	102
Jim Kelly	101
Philip Rivers	**100**

TOUCHDOWNS THROWN TO BY RIVERS

Antonio Gates	85
Vincent Jackson	37
Malcom Floyd	34
Eddie Royal	16
Keenan Allen	16
Danny Woodhead	13
Darren Sproles	11
Chris Chambers	10
Hunter Henry	10
Tyrell Williams	9
Dontrelle Inman	8
Danario Alexander	7
Ladarius Green	7
LaDainian Tomlinson	7
Melvin Gordon	6
Travis Benjamin	6
Brandon Manumaleuna	5
Mike Tolbert	5
Seyi Ajirotutu	3
Vincent Brown	3
Jacob Hester	3
Stevie Johnson	3
Legedu Naanee	3
Dante Rosario	3
Patrick Crayton	2
Buster Davis	2
Randy McMichael	2
Robert Meachem	2
John Phillips	2
Jackie Battle	1
Ryan Mathews	1
Lorenzo Neal	1
Brandon Oliver	1
Kelley Washington	1
Kris Wilson	1
Austin Ekeler	1
Total	**326**

- **Antonio Gates** surpassed Tony Gonzalez's mark for the most touchdown catches in NFL history by a tight end when he snagged his 112th during the Chargers' 2017 home opener against Miami. Gates also moved into sixth all-time in touchdown catches among all players. Gates is the Chargers' all-time leader in receptions (910), receiving yards (11,311) and touchdown catches (112). All-time among tight ends, Gates, ranks third in catches and yards. Gates' 112 touchdown catches since he came into the NFL in 2003 are the most in the NFL over that span (2003-current).

NFL ALL-TIME RECEIVING TOUCHDOWNS (TIGHT ENDS)

1.	**Antonio Gates**	**112**
2.	Tony Gonzalez	111

NFL ALL-TIME RECEPTIONS (TIGHT ENDS)

1.	Tony Gonzalez	1,325
2.	Jason Witten	1,120
3.	**Antonio Gates**	**910**

NFL ALL-TIME RECEIVING YARDS (TIGHT ENDS)

1.	Tony Gonzalez	15,127
2.	Jason Witten	12,171
3.	**Antonio Gates**	**11,311**

NFL ALL-TIME RECEIVING TOUCHDOWNS (ALL PLAYERS)

1.	Jerry Rice	197
2.	Randy Moss	156
3.	Terrelll Owens	153
4.	Cris Carter	130
5.	Marvin Harrison	128
6.	**Antonio Gates**	**112**
7.	Tony Gonzalez	111

- **Philip Rivers** and **Gates** have connected on 85 touchdowns during their careers, most in NFL history for a quarterback-tight end tandem. Gates has actually caught 87 touchdown passes since Rivers became the team's starting quarterback in 2006, but two of the touchdown passes were thrown by **LaDainian Tomlinson** on halfback-option plays (Nov. 26, 2006 vs. Oakland and Sept. 9, 2007 vs. Chicago).

ALL-TIME TOUCHDOWNS BY QB-TE DUO

1.	**Philip Rivers to Antonio Gates**	**85**
2.	Tom Brady to Rob Gronkowski	71
3.	Drew Brees to Jimmy Graham	51

- **Rivers** and **Gates'** 85 touchdowns are also tied for the second-most all-time between a quarterback and receiver. The only combinations that are equal or better are **Steve Young** and **Jerry Rice** (85) and **Peyton Manning** and **Marvin Harrison** (112). Rivers and Gates just need one more to pass Young and Rice.

ALL-TIME TOUCHDOWNS BY QB-RECEIVER DUO

1.	Peyton Manning to Marvin Harrison	112
2.	Steve Young to Jerry Rice	85
	Philip Rivers to Antonio Gates	**85**

- **Gates** has 21-career multi-touchdown games, most by a tight end in NFL history.

MOST MULTI-TOUCHDOWN GAMES (TIGHT ENDS)

1.	**Antonio Gates**	**21**
2.	Tony Gonzalez	18
3.	Rob Gronkowski	15

- **Gates** caught his first touchdown pass of the 2017 season in Week 2 vs. Miami. When he did, he surpassed **Andre Johnson** and **Anquan Boldin** for the longest active season streak with at least one touchdown (15 seasons). It's the second-longest streak among tight ends all time. **Tony Gonzalez** (17 seasons) holds the all-time record.

GATES PASSES 900 CATCHES

- **Antonio Gates** added one catch against the Broncos to move his career total to 910. He needs 11 more catches to pass Torry Holt and break into the top-20.

NFL CAREER RECEPTION LEADERS

19.	Art Monk	940
20.	Torry Holt	920
21.	**Antonio Gates**	**910**
22.	Wes Welker	903

Chargers TE **Antonio Gates** ranks No. 1 all-time among tight ends with 112 career touchdown receptions. Gates' 112 touchdowns rank No. 1 among active players and No. 6 all-time. The Chargers have posted a 51-37 record when Gates finds the end zone.

ANTONIO GATES TOUCHDOWNS

Date	Opponent	W/L	Quarter	Time	Length	Passer
Nov. 9, 2003	vs. Minnesota	W	2	0:25	4	Doug Flutie
Nov. 30, 2003	vs. Kansas City	L	4	0:00	18	Doug Flutie
Oct. 3, 2004	vs. Tennessee	W	2	5:16	11	Drew Brees
Oct. 10, 2004	vs. Jacksonville	W	1	10:14	1	Drew Brees
			2	9:23	11	Drew Brees
Oct. 31, 2004	vs. Oakland	W	3	12:05	5	Drew Brees
			3	3:08	1	Drew Brees
Nov. 7, 2004	vs. New Orleans	W	1	9:50	12	Drew Brees
			3	3:15	7	Drew Brees
			3	2:04	2	Drew Brees
Nov. 21, 2004	at Oakland	W	1	9:05	11	Drew Brees
Nov. 28, 2004	at Kansas City	W	4	10:13	18	Drew Brees
			4	6:22	11	Drew Brees
Dec. 19, 2004	at Cleveland	W	2	2:11	72	Drew Brees
Dec. 26, 2004	at Indianapolis	L	3	9:24	4	Drew Brees
Sept. 25, 2005	vs. New York Giants	W	3	2:59	14	Drew Brees
Oct. 10, 2005	vs. Pittsburgh	L	2	0:34	11	Drew Brees
Oct. 23, 2005	at Philadelphia	L	4	13:48	8	Drew Brees
Oct. 30, 2005	vs. Kansas City	W	1	4:30	19	Drew Brees
			2	0:27	20	Drew Brees
			4	9:10	35	Drew Brees
Nov. 20, 2005	vs. Buffalo	W	1	0:32	27	Drew Brees
Dec. 4, 2005	vs. Oakland	W	2	11:14	6	Drew Brees
Dec. 11, 2005	vs. Miami	L	4	0:15	8	Drew Brees
Dec. 24, 2005	at Kansas City	L	1	4:06	18	Drew Brees
Sept. 11, 2006	at Oakland	W	4	9:56	4	Philip Rivers
Oct. 8, 2006	vs. Pittsburgh	W	3	5:21	22	Philip Rivers
Oct. 15, 2006	at San Francisco	W	1	12:00	57	Philip Rivers
Oct. 22, 2006	at Kansas City	L	3	9:29	1	Philip Rivers
Nov. 26, 2006	vs. Oakland	W	4	9:46	19	LaDainian Tomlinson
Dec. 3, 2006	at Buffalo	W	2	0:24	11	Philip Rivers
Dec. 10, 2006	vs. Denver	W	1	4:40	12	Philip Rivers
			2	0:23	7	Philip Rivers
Dec. 31, 2006	vs. Arizona	W	2	10:25	33	Philip Rivers
Sept. 9, 2007	vs. Chicago	W	3	0:45	17	LaDainian Tomlinson
Sept. 16, 2007	at New England	L	4	14:48	12	Philip Rivers
Oct. 7, 2007	at Denver	W	3	9:20	9	Philip Rivers
Oct. 28, 2007	vs. Houston	W	1	5:49	49	Philip Rivers
			2	12:00	31	Philip Rivers
Nov. 18, 2007	at Jacksonville	L	4	5:06	24	Philip Rivers
Nov. 25, 2007	vs. Baltimore	W	2	7:16	35	Philip Rivers
			3	11:30	25	Philip Rivers
Dec. 9, 2007	at Tennessee	W	4	0:09	2	Philip Rivers
Sept. 7, 2008	vs. Carolina	L	4	6:45	24	Philip Rivers
Sept. 22, 2008	vs. New York Jets	W	2	3:17	6	Philip Rivers
Sept. 28, 2008	at Oakland	W	4	14:12	9	Philip Rivers
Oct. 12, 2008	vs. New England	W	3	7:07	1	Philip Rivers
Oct. 26, 2008	at New Orleans	L	2	1:08	12	Philip Rivers
Nov. 9, 2008	vs. Kansas City	W	4	6:55	8	Philip Rivers
Dec. 21, 2008	at Tampa Bay	W	2	13:26	15	Philip Rivers
			4	14:53	5	Philip Rivers
Oct. 4, 2009	at Pittsburgh	L	3	1:33	3	Philip Rivers
			4	5:48	5	Philip Rivers
Nov. 29, 2009	vs. Kansas City	W	1	4:13	19	Philip Rivers
			2	2:52	15	Philip Rivers
Dec. 13, 2009	at Dallas	W	4	10:56	14	Philip Rivers
Dec. 20, 2009	vs. Cincinnati	W	1	10:06	3	Philip Rivers
Dec. 25, 2009	at Tennessee	W	2	8:46	36	Philip Rivers
Jan. 3, 2010	vs. Washington	W	1	6:36	12	Philip Rivers
Sept. 13, 2010	at Kansas City	L	1	1:52	3	Philip Rivers
Sept. 19, 2010	vs. Jacksonville	W	2	11:32	9	Philip Rivers
			2	0:10	4	Philip Rivers
Sept. 26, 2010	at Seattle	L	4	6:39	12	Philip Rivers
Oct. 3, 2010	vs. Arizona	W	1	4:45	33	Philip Rivers
			2	3:30	26	Philip Rivers
Oct. 10, 2010	at Oakland	L	2	10:07	19	Philip Rivers
Oct. 24, 2010	vs. New England	L	4	7:21	4	Philip Rivers
Oct. 31, 2010	vs. Tennessee	W	3	4:20	48	Philip Rivers
Dec. 5, 2010	vs. Oakland	L	4	9:59	4	Philip Rivers
Oct. 23, 2011	at New York Jets	L	2	12:11	2	Philip Rivers
Nov. 6, 2011	vs. Green Bay	L	3	1:58	11	Philip Rivers
Nov. 20, 2011	at Chicago	L	2	2:04	8	Philip Rivers
Nov. 27, 2011	vs. Denver	L	2	7:58	6	Philip Rivers
Dec. 11, 2011	vs. Buffalo	W	1	7:52	9	Philip Rivers
			3	4:11	2	Philip Rivers
Jan. 1, 2012	at Oakland	W	1	1:02	38	Philip Rivers
Oct. 15, 2012	vs. Denver	L	1	8:16	15	Philip Rivers
			2	0:24	11	Philip Rivers
Nov. 1, 2012	vs. Kansas City	W	1	10:24	14	Philip Rivers
Nov. 11, 2012	at Tampa Bay	L	1	4:19	13	Philip Rivers
Dec. 16, 2012	vs. Carolina	L	4	14:02	9	Philip Rivers
Dec. 23, 2012	at New York Jets	W	3	1:34	34	Philip Rivers
Dec. 30, 2012	vs. Oakland	W	2	2:48	11	Philip Rivers
Sept. 22, 2013	at Tennessee	L	1	9:34	7	Philip Rivers
Sept. 29, 2013	vs. Dallas	W	4	6:54	56	Philip Rivers
Nov. 17, 2013	at Miami	L	1	0:18	5	Philip Rivers
Dec. 29, 2013	vs. Kansas City	W	2	14:56	4	Philip Rivers
Sept. 14, 2014	vs. Seattle	W	2	12:05	8	Philip Rivers
			2	1:04	8	Philip Rivers
			3	3:01	21	Philip Rivers
Oct. 5, 2014	vs. New York Jets	W	1	7:31	8	Philip Rivers
			2	10:15	12	Philip Rivers
Oct. 12, 2014	at Oakland	W	3	2:52	1	Philip Rivers
Oct. 19, 2014	vs. Kansas City	L	2	0:14	27	Philip Rivers
Oct. 23, 2014	at Denver	L	3	2:39	4	Philip Rivers
			4	9:31	10	Philip Rivers
Dec. 14, 2014	vs. Denver	L	4	10:13	5	Philip Rivers
Dec. 20, 2014	at San Francisco	W	3	5:49	1	Philip Rivers
			4	5:15	21	Philip Rivers
Oct. 12, 2015	vs. Pittsburgh	L	1	9:50	12	Philip Rivers
			4	8:02	11	Philip Rivers
Nov. 29, 2015	at Jacksonville	W	2	1:50	9	Philip Rivers
			2	0:45	12	Philip Rivers
Jan. 3, 2015	at Denver	L	3	8:18	13	Philip Rivers
Sept. 18, 2016	vs. Jacksonville	W	2	9:54	2	Philip Rivers
Oct. 9, 2016	at Oakland	L	4	6:21	4	Philip Rivers
Oct. 30, 2016	at Denver	L	1	7:24	7	Philip Rivers
Nov. 6, 2016	vs. Tennessee	W	1	10:02	13	Philip Rivers
Nov. 13, 2016	vs. Miami	L	2	7:37	11	Philip Rivers
Dec. 24, 2016	at Cleveland	L	1	10:49	1	Philip Rivers
Jan. 1, 2017	vs. Kansas City	L	2	14:49	2	Philip Rivers
Sept. 17, 2017	vs. Miami	L	3	8:18	7	Philip Rivers

ANTONIO GATES TDS BY PASSER

Philip Rivers	85
Drew Brees	23
Doug Flutie	2
LaDainian Tomlinson	2

Gates became the **22nd player** in NFL history to haul in 900 passes. His 910 receptions rank No. 21 all-time and No. 3 among tight ends, putting him 11 receptions away from passing WR Torry Holt (920) for 20th all-time. Gates has posted 10-plus receptions in four games, one of 11 tight ends in NFL history with at least four 10-catch games.

10 CATCH GAMES

Date	Wk	Opponent	Result	Rec	Yds	Avg	Lg	TD
10/30/2005	8	KC	W	10	145	14.5	35t	3
12/11/2005	14	Mia	L	13	123	9.5	25	1
9/23/2007	3	@GB	L	11	113	10.3	26	0
9/29/2013	4	Dal	W	10	136	13.6	56t	1

With **11,311 receiving yards** in his career, Gates ranks **33rd all-time** and No. 3 among tight ends. With 63 receiving yards, he will pass WR Keenan McCardell (11,373) for No. 32 all-time and can pass WR Rod Smith (11,389) for 31st in NFL history with 79 yards. Gates has posted 100-plus receiving yards in 21 games throughout his career, one of just seven tight ends in league annals with 20-plus games of at least 100 yards receiving. His 21 games rank tied for fifth with Cowboys TE Jason Witten and former Eagles TE Pete Retzlaff.

100-YARD RECEIVING GAMES

Date	Wk	Opponent	Result	Rec	Yds	Avg	Lg	TD
12/14/2003	15	GB	L	5	117	23.4	48	0
9/12/2004	1	@Hou	W	8	123	15.4	29	0
11/21/2004	11	@Oak	W	8	101	12.6	28	1
10/2/2005	4	@NE	W	6	108	18	38	0
10/30/2005	8	KC	W	10	145	14.5	35t	3
11/6/2005	9	@NYJ	W	8	132	16.5	29	0
12/11/2005	14	Mia	L	13	123	9.5	25	1
12/10/2006	14	Den	W	7	104	14.9	26	2
9/9/2007	1	Chi	W	9	107	11.9	19	1
9/23/2007	3	@GB	L	11	113	10.3	26	0
10/7/2007	5	@Den	W	7	113	16.1	34	1
11/25/2007	12	Bal	W	6	105	17.5	35t	2
10/4/2009	4	@Pit	L	9	124	13.8	30t	2
11/29/2009	12	KC	W	7	118	16.9	22	2
12/6/2009	13	@Cle	W	8	167	20.9	56	0
9/26/2010	3	@Sea	L	7	109	15.6	28	1
10/3/2010	4	Ari	W	7	144	20.6	33t	2
10/31/2010	8	Ten	W	5	123	24.6	48t	1
1/1/2012	17	@Oak	W	5	106	21.2	38t	1
9/15/2013	2	@Phi	W	8	124	15.5	24	0
9/29/2013	4	Dal	W	10	136	13.6	56t	1

HEAD COACH ANTHONY LYNN

On Jan. 13, 2017, the Los Angeles Chargers made their first official transaction, naming Anthony Lynn the 16th head coach in franchise history and the first African-American head coach in team annals. The 48-year-old Lynn joined the Chargers after spending the last two seasons (2015-16) as the assistant head coach and running backs coach for the Buffalo Bills.

A native of Celina, Texas, some 40 miles north of Dallas, Lynn was an All-Southwest Conference running back as a collegian at Texas Tech, where he rushed for 1,911 yards and 17 touchdowns on 481 carries. That helped him earn a ticket to the NFL where he signed with the New York Giants as an undrafted free agent in 1992. After being released by the Giants, Lynn signed with Denver in 1993 and appeared in 13 games for the Broncos. In 1994, he suffered a broken leg and spent the year on injured reserve. Lynn moved on to the Bay Area in 1995, spending two seasons with the San Francisco 49ers (1995-96) before concluding his career in Denver (1997-99) where he won back-to-back Super Bowl championships (XXXII and XXXIII) with the Broncos. Lynn hung up his cleats after the '99 season, having played in 83 career games.

Lynn jumped right into the coaching ranks in 2000, spending three seasons (2000-02) with the Broncos as an offensive assistant and assistant to special teams. In 2003, he landed his first full-time position gig as the running backs coach for the Jacksonville Jaguars (2003-04). That was followed by similar positions with the Dallas Cowboys (2005-06), Cleveland Browns (2007-08), New York Jets (2009-14) and Bills (2015-16). Lynn carried the additional title of assistant head coach in New York in 2014 and with the Bills for his two seasons there.

Lynn spent the last two seasons (2015-16) with the Bills, including the final 14 games of the 2016 season as their offensive coordinator and the final game of the year as their interim head coach. The Bills led the NFL in both of Lynn's seasons in both rushing yards (2,630 in 2016 and 2,432 in 2015) and rushing touchdowns (29 in 2016 and 19, tie in 2015). The Bills also led the League in average yards per carry (5.3 in 2016 and 4.8, tie in 2015) in each of his two seasons in Upstate New York. More impressively, at his last two coaching stops (New York and Buffalo), his teams combined to rush for 18,218 yards during that span (2009-16), the most combined yards in the NFL over that time period. In Los Angeles, Lynn will take over a team with a workhorse running back in Melvin Gordon, who broke out with 1,416 yards from scrimmage and 12 touchdowns in 2016.

The fact that Lynn is coaching today is a miracle in and of itself. Back in 2005, early in Lynn's first season with the Cowboys, he was hit by a drunk driver while crossing a street. The impact was so violent that it's a miracle he survived. The accident happened as Lynn was leaving a restaurant following dinner with several Cowboys coaches. The impact threw him an estimated 40-50 feet and he landed on top of a parked Volkswagen. The force of the impact totaled the car. Pittsburgh Steelers Offensive Coordinator Todd Haley was with Lynn at the time. He narrowly avoided being hit himself and was the first to render aid to Lynn. The damage tally was extensive – two collapsed lungs, three broken ribs, major facial and shoulder damage that required four surgeries and temporary paralysis – yet despite it all, Lynn walked out of the hospital in less than two weeks.

Lynn was raised in Texas by a single mom, Betty Jackson, a former all-state basketball player who had coaching aspirations herself. Lynn's maternal grandfather, Tommy Lynn, a farmer and former baseball catcher, helped raise Anthony. Mother and grandfather helped instill a tireless work ethic in Lynn at an early age. By 13, he was working 40-60 hour weeks doing construction in the summertime. He worked his way up the construction ladder and had become a foreman by the time he was in high school. One of his responsibilities was driving his crew to job sites for a company that built shopping malls and custom homes. It spurned an interest in interior design and Lynn initially studied interior fashion design in college.

Lynn has since reconnected with his father, Donald Wilson, a Los Angeles native who once tried out for the Dodgers as a left-handed pitcher. Wilson now resides in Corona.

Lynn is married to Stacey Bell Lynn. He has two children, son, D'Anton, and daughter, Danielle. Stacey is a news anchor at WNBC in New York City. D'Anton played football collegiately at Penn State and professionally with the New York Jets and the Canadian Football League's Hamilton Tiger-Cats. Danielle studied at the University of Oklahoma and is currently in graduate school at the University of North Texas.

Anthony Lynn's Coaching Experience
2000-02 — Offensive Asst./Asst. to Spec. Tms., Broncos
2003-04 — Running Backs, Jacksonville Jaguars
2005-06 — Running Backs, Dallas Cowboys
2007-08 — Running Backs, Cleveland Browns

Anthony Lynn's Coaching Experience
2009-13 — Running Backs, New York Jets
2014 — Running Backs/Asst. Head Coach, New York Jets
2015-16 — Running Backs/Asst. Head Coach, Buffalo Bills
2017 — Head Coach, Los Angeles Chargers



GENERAL MANAGER TOM TELESCO

With a keen eye for acquiring talented players, Tom Telesco serves his fifth season as General Manager of the Chargers in 2017.

Telesco has infused the Chargers' roster with young players, building primarily through the draft. As the calendar turned to 2016, Telesco brought some of the NFL's top veteran free agents to the Chargers. They included wide receiver and kick returner Travis Benjamin, nose tackle Brandon Mebane, safety Dwight Lowery and cornerback Casey Hayward. Telesco added even more star power to the roster in April with another heralded draft class headlined by two-time Big Ten Defensive Player of the Year Joey Bosa from Ohio State.

Hayward went on to earn his first Pro Bowl selection after leading the league in interceptions while Bosa garnered numerous accolades, including Defensive Rookie of the Year, after leading all NFL rookies with 10.5 sacks. 2015 Mackey Award winner Hunter Henry also put together a stellar rookie campaign by leading the Chargers in touchdowns with eight - tied for the most in the NFL by a tight end. With the selection of Melvin Gordon to the 2016 Pro Bowl, Telesco's last three first round draft picks have either made the Pro Bowl or earned league honors.

In 2015, all five of the Chargers draft picks made the team's opening-day roster and contributed throughout the season. First-round draft choice Melvin Gordon became the team's leading rusher and second-round pick Denzel Perryman came within five tackles of the first 100-tackle season by a rookie in team history.

Telesco also uncovered several gems in rookie free agency, including Nick Dzubnar, who became the team's leading special teams tackler, and Josh Lambo, who was the NFL's top rookie kicker.

Telesco was hired by the Chargers in January 2013. Forty-years-old at the time of his hiring, he became the youngest general manager in team history. Immediately following his hire, Telesco was part of the search committee responsible for hiring Mike McCoy as the team's head coach. Telesco then helped the Chargers return to the playoffs in 2013 with a roster that featured 25 players who joined the team prior to or during the season.

Telesco made several notable free agent acquisitions in 2013, including running back Danny Woodhead and tackle King Dunlap. His first draft with the Chargers yielded three prominent starters, including guard D.J. Fluker, linebacker Manti Te'o and wide receiver and 2013 Pepsi Next NFL Rookie of the Year Keenan Allen.

Telesco's second draft class in 2014 was equally impressive. The team's first four picks all made the opening-day roster and 2014 first-round pick Jason Verrett made his first Pro Bowl after leading the team in interceptions and passes defensed in 2015.

A native of Buffalo, N.Y., Telesco prepped at St. Francis High School in Athol Springs, N.Y. Days prior to Super Bowl XLVIII in January 2014, which was co-hosted by New York and New Jersey, Telesco was recognized for their accomplishments on the floor of the New York State Senate by Senator Timothy Kennedy.

After graduating from St. Francis, Telesco played wide receiver at John Carroll University in Ohio. He was a starter on the Blue Streaks' 1994 Ohio Athletic Conference Championship team, and two of his teammates at John Carroll were Chris and Brian Polian, sons of Bill Polian, a 2015 inductee into the Pro Football Hall of Fame.

While attending John Carroll, Telesco spent four summers (1991-94) as a training camp intern with the Buffalo Bills. At that time, the elder Polian was the Bills' general manager. Polian left Buffalo for Carolina in 1994 and after Telesco graduated from John Carroll with a degree in business management in 1995, Polian hired him to work in the Panthers' scouting department. In 1998, Telesco and Polian moved on to Indianapolis, where Telesco would spend his next 15 NFL seasons as a college scout, pro scout, director of pro scouting, director of player personnel and vice president of football operations. He worked in Indianapolis during Peyton Manning's entire career with the Colts and later part of the team that brought Andrew Luck to the Colts with the first pick of the 2012 NFL Draft. Telesco also was involved in Colts drafts that featured four-time Pro Bowl running back Edgerrin James, five-time Pro Bowl wide receiver Reggie Wayne, and Dwight Freeney, a seven-time Pro Bowler as a Colt.

Telesco's tenure in Indianapolis was one of the most successful eras in Colts history. They played in two Super Bowls, including a victory over Chicago in Super Bowl XLI. From 1998-2012, the Colts won 154 regular-season games, eight division titles and they appeared in the playoffs 12 times. Indianapolis set an NFL record with 12 or more wins in seven consecutive seasons and they won an NFL-record 23 straight regular-season games during the 2008-09 seasons. Their 115 regular-season wins from 2000-09 set an NFL record for wins in a decade.

In March 2015, Telesco was invited to be a speaker at the NFL's Career Development Symposium in Arizona. The program, attended by nearly 70 coaches and front office executives, was designed to engage aspiring head coach and general manager candidates. Telesco was one of only two active general managers invited to address participants at the symposium.

Telesco and his wife, Larah, have a daughter, Elena, and two sons, Thomas and Nicholas.

Tom Telesco's Experience
1995-96 — Scouting Assistant, Carolina Panthers
1997 — Area Scout, Carolina Panthers
1998-00 — Area Scout, Indianapolis Colts
2001-03 — Pro Scout, Indianapolis Colts

Tom Telesco's Experience
2004-05 — Director of Pro Scouting, Indianapolis Colts
2006-11 — Director of Player Personnel, Indianapolis Colts
2012 — V.P. of Football Operations, Indianapolis Colts
2013-17 — General Manager, Los Angeles Chargers

2017 NUMERICAL ROSTER

No.	Name	Pos.	Ht.	Wt.	Age	Birthdate	Exp.	College	How Acq.	GP-GS-DNP-INA ('17)
7	Cardale Jones	QB	6-5	250	25	9/29/92	2	Ohio State	T (BUF)-'17	0-0-0-7
8	Drew Kaser	P	6-2	206	24	2/11/93	2	Texas A&M	D6-'16	7-0-0-0
9	Nick Novak	K	6-0	200	36	8/21/81	10	Maryland	FA-'17	3-0-0-0
10	Kellen Clemens	QB	6-2	220	34	6/6/83	12	Oregon	UFA (STL)-'14	0-0-7-0
12	Travis Benjamin	WR-PR	5-10	175	27	12/29/89	6	Miami	UFA (CLE)-'16	7-1-0-0
13	Keenan Allen	WR	6-2	211	25	4/27/92	5	California	D3-'13	7-7-0-0
15	Dontrelle Inman	WR	6-3	205	28	1/31/89	4	Virginia	FA-'14	4-0-0-3
16	Tyrell Williams	WR	6-4	205	25	2/12/92	3	Western Oregon	FA-'15	7-7-0-0
17	Philip Rivers	QB	6-5	228	35	12/8/81	14	North Carolina State	T (NYG)-'04	7-7-0-0
20	Desmond King	CB	5-10	200	22	12/14/94	R	Iowa	D5-'17	7-2-0-0
24	Trevor Williams	CB	5-11	191	24	9/15/93	2	Penn State	FA-'16	7-6-0-0
25	Rayshawn Jenkins	S	6-2	220	23	1/25/94	R	Miami	D4-'17	6-0-0-1
26	Casey Hayward	CB	5-11	192	28	9/9/89	6	Vanderbilt	UFA (GB)-'16	7-7-0-0
28	Melvin Gordon	RB	6-1	215	24	4/13/93	3	Wisconsin	D1-'15	7-7-0-0
30	Austin Ekeler	RB	5-10	200	22	5/17/95	R	Western State, Colo.	FA-'17	7-0-0-0
31	Adrian Phillips	S	5-11	210	25	3/28/92	3	Texas	FA-'14	7-1-0-0
32	Branden Oliver	RB	5-8	208	26	5/7/91	4	Buffalo	FA-'17	4-0-0-3
33	Tre Boston	S	6-1	205	25	6/25/92	4	North Carolina	FA-'17	7-7-0-0
34	Derek Watt	FB	6-2	234	24	11/7/92	2	Wisconsin	D6-'16	7-2-0-0
37	Jahleel Addae	S	5-10	195	27	1/24/90	5	Central Michigan	FA-'13	7-7-0-0
40	Chris McCain	DE	6-5	236	25	11/21/91	3	California	FA-'16	7-0-0-0
43	Michael Davis	CB	6-2	195	22	1/6/95	R	Brigham Young	FA-'17	6-0-0-0
44	Andre Williams	RB	6-0	220	25	8/28/92	3	Boston College	W (NYG)-'16	3-0-0-0
47	Mike Windt	LS	6-1	237	31	5/29/86	8	Cincinnati	FA-'10	7-0-0-0
48	Nick Dzubnar	ILB	6-1	240	26	8/15/91	3	Cal Poly-San Luis Obispo	FA-'15	4-0-0-1
49	James Onwualu	OLB	6-1	235	23	9/4/94	R	Notre Dame	FA-'17	7-0-0-0
50	Hayes Pullard	ILB	6-0	235	25	4/18/92	3	USC	W (JAX)-'17	6-4-0-1
51	Kyle Emanuel	OLB	6-3	250	26	8/16/91	3	North Dakota State	D5-'15	7-4-0-0
53	Josh Keyes	OLB	6-2	227	24	1/23/93	2	Boston College	FA-'17	1-0-0-0
54	Melvin Ingram	DE	6-2	247	28	4/26/89	6	South Carolina	D1-'12	7-7-0-0
56	Korey Toomer	ILB	6-2	235	28	12/9/88	4	Idaho	FA-'16	6-4-0-1
57	Jatavis Brown	OLB	5-11	221	23	2/18/94	2	Akron	D5-'16	7-5-0-0
61	Tyler Marz	T	6-7	316	25	9/9/92	1	Wisconsin	PS (TEN.)-'17	0-0-0-5
66	Dan Feeney	G	6-4	310	23	5/29/94	R	Indiana	D3-'17	6-0-1-0
69	Sam Tevi	T	6-5	315	22	11/15/94	R	Utah	D6-'17	5-0-0-2
71	Damion Square	NT	6-2	293	28	2/6/89	5	Alabama	W (KC) -'14	7-0-0-0
72	Joe Barksdale	T	6-5	326	28	1/4/89	7	Louisiana State	FA-'15	5-5-0-2
73	Spencer Pulley	C-G	6-4	308	24	4/3/93	2	Vanderbilt	FA-'16	7-7-0-0
74	Michael Ola	T	6-5	312	29	4/19/88	4	Hampton	FA-'17	0-0-0-0
76	Russell Okung	T	6-5	310	29	10/7/88	8	Oklahoma State	UFA (DEN)-'17	7-7-0-0
78	Michael Schofield	G	6-6	301	26	11/15/90	4	Michigan	W (DEN)-'17	6-2-1-0
79	Kenny Wiggins	G-T	6-6	314	29	8/8/88	4	Fresno State	FA-'17	7-7-0-0
80	Sean Culkin	TE	6-5	255	24	6/11/93	R	Missouri	FA-'17	1-0-0-6
81	Mike Williams	WR	6-4	220	23	10/4/94	R	Clemson	D1-'17	2-0-0-5
84	Sean McGrath	TE	6-5	259	29	12/3/87	3	Henderson State, Ark.	FA-'15	6-4-0-1
85	Antonio Gates	TE	6-4	255	37	6/18/80	15	Kent State	FA-'03	7-1-0-0
86	Hunter Henry	TE	6-5	250	22	12/7/94	2	Arkansas	D2-'16	7-6-0-0
92	Brandon Mebane	NT	6-1	311	32	1/15/85	11	California	UFA (SEA)-'16	7-7-0-0
93	Darius Philon	DE	6-1	300	23	1/22/94	3	Arkansas	D6-'15	7-1-0-0
94	Corey Liuget	DT	6-2	300	27	3/18/90	7	Illinois	D1-'11	6-6-0-1
95	Tenny Palepoi	DT	6-1	298	26	12/19/90	4	Utah	FA-'14	6-0-0-0
97	Jerry Attaochu	DE	6-3	252	24	1/17/93	4	Georgia Tech	D2-'14	1-0-0-6
99	Joey Bosa	DE	6-5	280	22	7/11/95	2	Ohio State	D1-'16	7-7-0-0
PRACTICE SQUAD										
11	Geremy Davis	WR	6-3	211	25	1/10/92	3	Connecticut	FA-'16	1-0-0-0
27	Jeff Richards	CB	6-2	210	26	1/3/91	1	Emporia State	W (CAR)-'17	0-0-0-0
29	Craig Mager	CB	5-11	200	25	6/11/92	3	Texas State	D3-'15	0-0-0-0
45	A.J. Hendy	S	6-0	206	24	4/8/93	1	Maryland	FA-'17	0-0-0-0
67	Brett Boyko	G	6-6	301	25	8/4/92	1	Nevada-Las Vegas	FA-'16	0-0-0-0
82	Artavis Scott	WR	5-11	195	22	12/12/94	R	Clemson	FA-'17	0-0-0-0
83	Braedon Bowman	TE	6-3	240	23	1/30/94	2	South Alabama	W (NO)-'17	0-0-0-0
88	Andre Patton	WR	6-2	200	23	5/28/94	R	Rutgers	FA-'17	0-0-0-0
90	Whitney Richardson	DE	6-4	251	25	7/26/92	R	Lane College	FA'-17	0-0-0-0
98	Isaac Rochell	DE	6-4	280	22	4/22/95	R	Notre Dame	D7-'17	1-0-0-0
RESERVE-INJURED										
22	Jason Verrett	CB	5-10	188	26	6/18/91	4	Texas Christian	D1-'14	1-1-0-1
27	Kenneth Farrow	RB	5-9	219	24	3/7/93	2	Houston	FA-'16	0-0-0-0
45	Asante Cleveland	TE	6-5	260	25	3/21/92	3	Miami	W (NE)-'15	0-0-0-0
46	Christopher Landrum	DE	6-2	245	25	9/14/92	2	Jacksonville State, Ala.	FA-'16	0-0-0-0
50	Mike Moore	OLB	6-0	235	24	1/30/93	R	Kansas State	FA-'17	0-0-0-0
63	Donavon Clark	G	6-4	315	24	11/12/92	2	Michigan State	D7-'16	0-0-0-0
68	Matt Slauson	C-G	6-5	315	31	2/18/86	9	Nebraska	FA-'16	0-0-0-0
77	Forrest Lamp	G	6-4	310	23	2/20/94	R	Western Kentucky	D2-'17	7-7-0-0
89	Isaiah Burse	WR-KR	5-10	187	25	12/8/91	3	Fresno State	FA-'15	0-0-0-0
96	Kaleb Eulls	DT	6-4	309	26	6/28/91	2	Mississippi State	FA-'16	0-0-0-0
RESERVE-INJURED; DESIGNATED FOR RETURN										
52	Denzel Perryman	ILB	5-11	240	24	12/5/92	3	Miami	D2-'15	0-0-0-0
RESERVE-NON-FOOTBALL ILLNESS LIST										
75	Chris Hairston	G-T	6-6	330	28	4/26/89	6	Clemson	FA-'15	2-0-0-0

2017 ALPHABETICAL ROSTER

No.	Name	Pos.	Ht.	Wt.	Age	Exp.	College	High School	Hometown
37	Addae, Jahleel	S	5-10	195	27	5	Central Michigan	Riverview	Valrico, Fla.
13	Allen, Keenan	WR	6-2	211	25	5	California	Northern Guilford	Greensboro, N.C.
97	Attaochu, Jerry	DE	6-3	252	24	4	Georgia Tech	Archbishop Carroll	Washington, D.C.
72	Barksdale, Joe	T	6-5	326	28	7	Louisiana State	Cass Tech	Detroit, Mich.
12	Benjamin, Travis	WR-PR	5-10	175	27	6	Miami	Glades Central	Belle Glade, Fla.
99	Bosa, Joey	DE	6-5	280	22	2	Ohio State	St. Thomas Aquinas	Ft. Lauderdale, Fla.
33	Boston, Tre	S	6-1	205	25	4	North Carolina	North Fort Myers	Fort Myers, Fla.
57	Brown, Jatavis	OLB	5-11	221	23	2	Akron	Glades Central	Belle Glade, Fla.
10	Clemens, Kellen	QB	6-2	220	34	12	Oregon	Burns	Burns, Ore.
80	Culkin, Sean	TE	6-5	255	24	R	Missouri	Christian	Indian Rocks Beach, Fla.
43	Davis, Michael	CB	6-2	195	22	R	Brigham Young	Glendale	Glendale, Calif.
48	Dzubnar, Nick	ILB	6-1	240	26	3	Cal Poly-San Luis Obispo	Mission Viejo	Mission Viejo, Calif.
30	Ekeler, Austin	RB	5-10	200	22	R	Western State, Colo.	Eaton	Eaton, Colo.
51	Emanuel, Kyle	OLB	6-3	250	26	3	North Dakota State	Schuyler Central	Schuyler, Neb.
66	Feeney, Dan	G	6-4	310	23	R	Indiana	Sandburg	Orland Park, Ill.
85	Gates, Antonio	TE	6-4	255	37	15	Kent State	Central	Detroit, Mich.
28	Gordon, Melvin	RB	6-1	215	24	3	Wisconsin	Bradford	Kenosha, Wis.
26	Hayward, Casey	CB	5-11	192	28	6	Vanderbilt	Perry	Perry, Ga.
86	Henry, Hunter	TE	6-5	250	22	2	Arkansas	Pulaski Academy	Little Rock, Ark.
54	Ingram, Melvin	DE	6-2	247	28	6	South Carolina	Richmond County	Rockingham, N.C.
15	Inman, Dontrelle	WR	6-3	205	28	4	Virginia	Batesburg-Leesville	Batesburg, S.C.
25	Jenkins, Rayshawn	S	6-2	220	23	R	Miami	Admiral Farragut	St. Petersburg, Fla.
7	Jones, Cardale	QB	6-5	250	25	2	Ohio State	Cleveland Glenville	Cleveland, Ohio
8	Kaser, Drew	P	6-2	206	24	2	Texas A&M	Walsh Jesuit	Stow, Ohio
53	Keyes, Josh	OLB	6-2	227	24	2	Boston College	Chatham Central	Ghent, N.Y.
20	King, Desmond	CB	5-10	200	22	R	Iowa	East English Village	Detroit, Mich.
94	Liuget, Corey	DT	6-2	300	27	7	Illinois	Hialeah	Miami, Fla.
61	Marz, Tyler	T	6-7	316	25	1	Wisconsin	Springfield	Springfield, Minn.
40	McCain, Chris	DE	6-5	236	25	3	California	Northern Guilford	Greensboro, N.C.
84	McGrath, Sean	TE	6-5	259	29	3	Henderson State, Ark.	Carmel Catholic	Mundelein, Ill.
92	Mebane, Brandon	NT	6-1	311	32	11	California	Crenshaw	Los Angeles, Calif.
9	Novak, Nick	K	6-0	200	36	10	Maryland	Albemarle	San Diego, Calif.
76	Okung, Russell	T	6-5	310	29	8	Oklahoma State	George Bush	Fort Bend, Texas
74	Ola, Michael	T	6-5	312	29	4	Hampton	Riverdale	Riverdale, Ga.
32	Oliver, Branden	RB	5-8	208	26	4	Buffalo	Southridge	Miami, Fla.
49	Onwualu, James	OLB	6-1	235	23	R	Notre Dame	Cretin-Derham Hall	St. Paul, Minn.
95	Palepoi, Tenny	DT	6-1	298	26	4	Utah	Skyline	Salt Lake City, Utah
31	Phillips, Adrian	S	5-11	210	25	3	Texas	Garland	Garland, Texas
93	Philon, Darius	DE	6-1	300	23	3	Arkansas	Vigor	Mobile, Ala.
50	Pullard, Hayes	ILB	6-0	235	25	3	USC	Crenshaw	Inglewood, Calif.
73	Pulley, Spencer	C-G	6-4	308	24	2	Vanderbilt	Evangelical Christian	Cordova, Tenn.
17	Rivers, Philip	QB	6-5	228	35	14	North Carolina State	Athens	Decatur, Ala.
78	Schofield, Michael	G	6-6	301	26	4	Michigan	Carl Sandburgh	Orland Park, Ill.
71	Square, Damion	NT	6-2	293	28	5	Alabama	Yates	Houston, Texas
69	Tevi, Sam	T	6-5	315	22	R	Utah	Trinity	Euless, Texas
56	Toomer, Korey	ILB	6-2	235	28	4	Idaho	Shadow Ridge	Las Vegas, Nev.
34	Watt, Derek	FB	6-2	234	24	2	Wisconsin	Pewaukee	Pewaukee, Wis.
79	Wiggins, Kenny	G-T	6-6	314	29	4	Fresno State	Elk Grove	Elk Grove, Calif.
44	Williams, Andre	RB	6-0	220	25	3	Boston College	Parkland	Allentown, Pa.
81	Williams, Mike	WR	6-4	220	23	R	Clemson	Lake Marion	Santee, S.C.
24	Williams, Trevor	CB	5-11	191	24	2	Penn State	Calvert Hall College	Baltimore, Md.
16	Williams, Tyrell	WR	6-4	205	25	3	Western Oregon	Cascade	Salem, Ore.
47	Windt, Mike	LS	6-1	237	31	8	Cincinnati	Elder	Cincinnati, Ohio
PRACTICE SQUAD									
83	Bowman, Braedon	TE	6-3	240	23	2	South Alabama	Skyline	Mesa, Ariz.
67	Boyko, Brett	G	6-6	301	25	1	Nevada-Las Vegas	St. Joseph's	Saskatoon, Saskatchewan
11	Davis, Geremy	WR	6-3	211	25	3	Connecticut	Norcross	Lawrenceville, Ga.
45	Hendy, A.J.	S	6-0	206	24	1	Maryland	Bowie	Bowie, Md.
29	Mager, Craig	CB	5-11	200	25	3	Texas State	Luling	Luling, Texas
88	Patton, Andre	WR	6-2	200	23	R	Rutgers	St. Elizabeth	Wilmington, Del.
27	Richards, Jeff	CB	6-2	210	26	1	Emporia State	Del City	Del City, Okla.
90	Richardson, Whitney	DE	6-4	251	25	R	Lane College (Tenn.)	Booker T. Washington (Fla.)	Perkinston, Miss.
98	Rochell, Isaac	DE	6-4	280	22	R	Notre Dame	Eagle's Landing Christian	McDonough, Ga.
82	Scott, Artavis	WR	5-11	195	22	R	Clemson	East Lake	Tarpon Springs, Fla.
44	Williams, Andre	RB	6-0	220	25	3	Boston College	Parkland	Allentown, Pa.
RESERVE-INJURED									
89	Burse, Isaiah	WR-KR	5-10	187	25	3	Fresno State	Modesto Christian	Modesto, Calif.
63	Clark, Donavon	G	6-4	315	24	2	Michigan State	Finneytown	Cincinnati, Ohio
45	Cleveland, Asante	TE	6-5	260	25	3	Miami	Christian Brothers	Sacramento, Calif.
96	Eulls, Kaleb	DT	6-4	309	26	2	Mississippi State	Yazoo County	Yazoo County, Miss.
27	Farrow, Kenneth	RB	5-9	219	24	2	Houston	L.D. Bell	Hurst, Texas
77	Lamp, Forrest	G	6-4	310	23	R	Western Kentucky	Venice	Venice, Fla.
46	Landrum, Christopher	DE	6-2	245	25	2	Jacksonville State, Ala.	Sweet Water	Sweet Water, Ala.
50	Moore, Mike	OLB	6-0	235	24	R	Kansas State	Skyline	Dallas, Texas
82	Scott, Artavis	WR	5-11	195	22	R	Clemson	East Lake	Tarpon Springs, Fla.
68	Slauson, Matt	C-G	6-5	315	31	9	Nebraska	Air Force Prep	Colorado Springs, Colo.
22	Verrett, Jason	CB	5-10	188	26	4	Texas Christian	Rodriguez	Fairfield, Calif.
RESERVE-INJURED; DESIGNATED FOR RETURN									
52	Perryman, Denzel	ILB	5-11	240	24	3	Miami	Coral Gables	Coral Gables, Fla.
RESERVE-NON-FOOTBALL ILLNESS LIST									
75	Hairston, Chris	G-T	6-6	330	28	6	Clemson	Carver	Winston-Salem, N.C.

2017 ROSTER BY POSITION

	Quarterbacks – (3)	Pos.	Ht.	Wt.	Age	Exp.	College	How Acq.	GP-GS-DNP-INA ('17)
7	Cardale Jones	QB	6-5	250	25	2	Ohio State	T (BUF)-'17	0-0-0-7
10	Kellen Clemens	QB	6-2	220	34	12	Oregon	UFA (STL)-'14	0-0-7-0
17	Philip Rivers	QB	6-5	228	35	14	North Carolina State	T (NYG)-'04	7-7-0-0
	Running Backs & Fullbacks – (5)								
28	Melvin Gordon	RB	6-1	215	24	3	Wisconsin	D1-'15	7-7-0-0
30	Austin Ekeler	RB	5-10	200	22	R	Western State, Colo.	FA-'17	7-0-0-0
32	Branden Oliver	RB	5-8	208	26	4	Buffalo	FA-'17	4-0-0-3
34	Derek Watt	FB	6-2	234	24	2	Wisconsin	D6-'16	7-2-0-0
44	Andre Williams	RB	6-0	220	25	3	Boston College	W (NYG)-'16	3-0-0-0
	Wide Receivers – (5)								
12	Travis Benjamin	WR-PR	5-10	175	27	6	Miami	UFA (CLE)-'16	7-1-0-0
13	Keenan Allen	WR	6-2	211	25	5	California	D3-'13	7-7-0-0
15	Dontrelle Inman	WR	6-3	205	28	4	Virginia	FA-'14	4-0-0-3
16	Tyrell Williams	WR	6-4	205	25	3	Western Oregon	FA-'15	7-7-0-0
81	Mike Williams	WR	6-4	220	23	R	Clemson	D1-'17	2-0-0-5
	Tight Ends – (4)								
80	Sean Culkin	TE	6-5	255	24	R	Missouri	FA-'17	1-0-0-6
84	Sean McGrath	TE	6-5	259	29	3	Henderson State, Ark.	FA-'15	6-4-0-1
85	Antonio Gates	TE	6-4	255	37	15	Kent State	FA-'03	7-1-0-0
86	Hunter Henry	TE	6-5	250	22	2	Arkansas	D2-'16	7-6-0-0
	Offensive Linemen – (9)								
61	Tyler Marz	T	6-7	316	25	1	Wisconsin	PS (TEN.)-'17	0-0-0-5
66	Dan Feeney	G	6-4	310	23	R	Indiana	D3-'17	6-0-1-0
69	Sam Tevi	T	6-5	315	22	R	Utah	D6-'17	5-0-0-2
72	Joe Barksdale	T	6-5	326	28	7	Louisiana State	FA-'15	5-5-0-2
73	Spencer Pulley	C-G	6-4	308	24	2	Vanderbilt	FA-'16	7-7-0-0
74	Michael Ola	T	6-5	312	29	4	Hampton	FA-'17	0-0-0-0
76	Russell Okung	T	6-5	310	29	8	Oklahoma State	UFA (DEN)-'17	7-7-0-0
78	Michael Schofield	G	6-6	301	26	4	Michigan	W (DEN)-'17	6-2-1-0
79	Kenny Wiggins	G-T	6-6	314	29	4	Fresno State	FA-'17	7-7-0-0
	Defensive Linemen – (9)								
40	Chris McCain	DE	6-5	236	25	3	California	FA-'16	7-0-0-0
54	Melvin Ingram	DE	6-2	247	28	6	South Carolina	D1-'12	7-7-0-0
71	Damion Square	NT	6-2	293	28	5	Alabama	W (KC)-'14	7-0-0-0
92	Brandon Mebane	NT	6-1	311	32	11	California	UFA (SEA)-'16	7-7-0-0
93	Darius Philon	DE	6-1	300	23	3	Arkansas	D6-'15	7-1-0-0
94	Corey Liuget	DT	6-2	300	27	7	Illinois	D1-'11	6-6-0-1
95	Tenny Palepoi	DT	6-1	298	26	4	Utah	FA-'14	6-0-0-0
97	Jerry Attaochu	DE	6-3	252	24	4	Georgia Tech	D2-'14	1-0-0-6
99	Joey Bosa	DE	6-5	280	22	2	Ohio State	D1-'16	7-7-0-0
	Linebackers – (7)								
48	Nick Dzubnar	ILB	6-1	240	26	3	Cal Poly-San Luis Obispo	FA-'15	4-0-0-1
49	James Onwualu	OLB	6-1	235	23	R	Notre Dame	FA-'17	7-0-0-0
50	Hayes Pullard	OLB	6-0	235	25	3	USC	W (JAX)-'17	6-4-0-1
51	Kyle Emanuel	OLB	6-3	250	26	3	North Dakota State	D5-'15	7-4-0-0
53	Josh Keyes	OLB	6-2	227	24	2	Boston College	FA-'17	1-0-0-0
56	Korey Toomer	ILB	6-2	235	28	4	Idaho	FA-'16	6-4-0-1
57	Jatavis Brown	OLB	5-11	221	23	2	Akron	D5-'16	7-5-0-0
	Cornerbacks – (4)								
20	Desmond King	CB	5-10	200	22	R	Iowa	D5-'17	7-2-0-0
24	Trevor Williams	CB	5-11	191	24	2	Penn State	FA-'16	7-6-0-0
26	Casey Hayward	CB	5-11	192	28	6	Vanderbilt	UFA (GB)-'16	7-7-0-0
43	Michael Davis	CB	6-2	195	22	R	Brigham Young	FA-'17	6-0-0-0
	Safeties – (4)								
25	Rayshawn Jenkins	S	6-2	220	23	R	Miami	D4-'17	6-0-0-1
31	Adrian Phillips	S	5-11	210	25	3	Texas	FA-'14	7-1-0-0
33	Tre Boston	S	6-1	205	25	4	North Carolina	FA-'17	7-7-0-0
37	Jahleel Addae	S	5-10	195	27	5	Central Michigan	FA-'13	7-7-0-0
	Specialists – (3)								
8	Drew Kaser	P	6-2	206	24	2	Texas A&M	D6-'16	7-0-0-0
9	Novak, Nick	K	6-0	200	36	10	Maryland	FA-'17	3-0-0-0
47	Mike Windt	LS	6-1	237	31	8	Cincinnati	FA-'10	7-0-0-0

2017 COACHING STAFF

Head Coach	Anthony Lynn
Special Teams Coordinator-Assistant Head Coach	George Stewart
Offensive Coordinator	Ken Whisenhunt
Defensive Coordinator	Gus Bradley
Assistant Offensive Line	James Cregg
Assistant Defensive Backs	Chris Harris
Assistant Defensive Line	Eric Henderson
Defensive Assistant	D'Anton Lynn
Tight Ends	John McNulty
Offensive Line	Pat Meyer
Defensive Backs	Ron Milus
Offensive Assistant	Mark Ridgley
Running Backs	Alfredo Roberts
Quality Control-Offense	Dan Shamash
Wide Receivers	Nick Sirianni
Defensive Line	Giff Smith
Linebackers	Richard Smith
Quarterbacks	Shane Steichen
Assistant Special Teams	Marquice Williams
Head Strength and Conditioning Coach	John Lott
Assistant Strength Coach	Jonathan Brooks
Assistant Strength Coach	Larry Jackson

PRONUNCIATION GUIDE

Jahleel (jah-LEEL) **Addae** (uh-DIE)

Jerry **Attaochu** (uh-TAU-choo)

Tre (tray) Boston

Jatavis (juh-TAY-vis) Brown

Nick **Dzubnar** (duh-ZOOB-nar)

Austin **Ekeler** (ECK-uh-ler)

Drew **Kaser** (KAY-zer)

Corey **Liuget** (LEE-jit)

Tyler **Marz** (MER-its)

Brandon **Mebane** (me-BANE)

Nick **Novak** (Know-Vack)

Russell **Okung** (oh-KOONG)

Michael **Ola** (OH-la)

James **Onwualu** (on-WALL-ooh)

Tenny **Palepoi** (PAL-uh-poy)

Darius **Philon** (PHI-lawn)

Hayes **Pullard** (Pull-LARD)

Michael **Schofield** (SKO-field)

Sam **Tevi** (teh-VEE)

Tyrell (TIE-rell) Williams

2017 TRANSACTIONS

1/2	Brett Boyko (T)	re-signed
	Randall Evans (CB)	re-signed
	Michael Lee (CB)	re-signed
	Chris McCain (OLB)	re-signed
	Adrian McDonald (S)	re-signed
	Jake McGee (TE)	re-signed
1/9	Gus Johnson (RB)	contract expired
	Chuka Ndulue (DT)	contract expired
	Dom Williams (WR)	contract expired
1/10	Mike Bercovici (QB)	signed
1/18	Da'Ron Brown (WR)	signed
1/19	Jamaal Jones (WR)	signed
2/28	Melvin Ingram (OLB)	designated non-exclusive franchise player
3/7	Brandon Flowers (CB)	released
	D.J. Fluker (G-T)	released
	Stevie Johnson (WR)	released
3/9	Jahleel Addae (S)	contract expired
	Jahleel Addae (S)	re-signed
	Isaiah Burse (WR-KR)	exclusive rights free agent
	Jeremy Butler (WR)	contract expired
	Kellen Clemens (QB)	contract expired
	Kellen Clemens (QB)	re-signed
	Asante Cleveland (TE)	exclusive rights free agent
	Jeff Cumberland (TE)	contract expired
	Geremy Davis (WR)	exclusive rights free agent
	Javontee Herndon (WR-KR)	contract expired
	Ronnie Hillman (RB)	contract expired
	Dontrelle Inman (WR)	restricted free agent tender
	Sean Lissemore (NT)	contract expired
	Robert McClain (CB)	contract expired
	Dexter McCluster (RB-KR)	contract expired
	Sean McGrath (TE)	exclusive rights free agent
	Branden Oliver (RB)	contract expired
	Tenny Palepoi (DT)	contract expired
	Adrian Phillips (S)	exclusive rights free agent
	Damion Square (NT)	contract expired
	Manti Te'o (ILB)	contract expired
	Korey Toomer (ILB)	restricted free agent tender
	Kenny Wiggins (G-T)	contract expired
	Andre Williams (RB)	exclusive rights free agent
	Tourek Williams (OLB)	contact expired
	Mike Windt (LS)	contract expired
	Mike Windt (LS)	re-signed
	Danny Woodhead (RB)	contract expired
3/10	Russell Okung (T)	signed
3/13	Asante Cleveland (TE)	signed tender
	King Dunlap (T)	released
	Damion Square (NT)	re-signed
3/14	Brock Hekking (OLB)	waived
3/20	Geremy Davis (WR)	signed tender
	Tenny Palepoi (DT)	re-signed
	Kenny Wiggins (G-T)	re-signed
3/21	Kenjon Barner (RB)	signed
3/22	Adrian Phillips (S)	signed tender
3/23	Branden Oliver (RB)	re-signed
3/30	Sean McGrath (TE)	signed tender
4/3	Isaiah Burse (WR-KR)	signed tender
	Andre Williams (RB)	signed tender
4/4	Korey Toomer (ILB)	signed tender
4/12	Jeff Cumberland (TE)	re-signed
4/25	Dontrelle Inman (WR)	signed tender
4/27	Mike Williams (WR)	Drafted 1
4/28	Dan Feeney (G)	Drafted 3
	Tyler Johnstone (T)	waived
	Forrest Lamp (G)	Drafted 2
4/29	Rayshawn Jenkins (S)	Drafted 4
	Desmond King (CB)	Drafted 5
	Isaac Rochell (DE)	Drafted 7
	Sam Tevi (T)	Drafted 6
5/1	Jake McGee (TE)	waived
5/10	Ronnie Hillman (RB)	UFA not asked to re-sign
	Sean Lissemore (NT)	UFA not asked to re-sign
	Robert McClain (CB)	UFA not asked to re-sign
	Dexter McCluster (RB)	UFA not asked to re-sign
	Tourek Williams (OLB)	UFA not asked to re-sign
5/11	Zamir Carlis (DT)	waived
5/12	Sean Culkin (TE)	signed
	Michael Davis (CB)	signed
	Dillon DeBoer (C)	signed
	Austin Ekeler (RB)	signed
	Nigel Harris (ILB)	signed
	Eli Jenkins (QB)	signed
	Desmond King (CB)	signed
	Younghoe Koo (K)	signed
	Forrest Lamp (G)	signed
	Mike Moore (ILB)	signed
	James Onwualu (ILB)	signed
	Andre Patton (WR)	signed
	Isaac Rochell (DE)	signed
	Artavis Scott (WR)	signed
	Brandon Stewart (CB)	signed
	Sam Tevi (T)	signed
	Brad Watson (CB)	signed
	Mike Williams (WR)	signed
	Mason Zandi (T)	signed
5/15	Tre Boston (S)	signed
	Orlando Franklin (G)	released
5/16	Carlos Fields (OLB)	waived
5/17	Mitchell Paige (WR)	signed
	Mason Zandi (T)	waived
5/18	Toby Baker (P)	signed
	Rayshawn Jenkins (S)	signed
6/2	Dan Feeney (G)	signed
	Michael Lee (CB)	waived
6/8	Ryan Reid (CB)	signed
6/13	Melvin Ingram (DE)	signed new contract
7/26	Cardale Jones (QB)	acquired from Buffalo
7/27	Eli Jenkins (QB)	waived
8/4	Dillon DeBoer (C)	waived-injured
	Barrett Gouger (OC/OG)	signed
	Darrell Stuckey (S)	released-failed physical
8/7	Asante Cleveland (TE)	waived-injured
	Cameron Posey (WR)	signed
	Mike Estes (TE)	signed
8/11	Matt Weiser (TE)	signed
	Adrian McDonald (S)	waived
8/15	Mike Moore (LB)	waived-injured
	Kyle Coleman (LB)	signed
8/22	Christopher Landrum (DE)	waived-injured
	Whitney Richardson (DE)	signed
9/2	Toby Baker (P)	waived
	Mike Bercovici (QB)	waived
	Brett Boyko (G)	waived
	Da'Ron Brown (WR)	waived
	Ryan Carrethers (NT)	waived
	Kyle Coleman (LB)	waived
	Michael Davis (CB)	waived
	Mike Estes (TE)	waived

	Randall Evans (CB)	waived
	Barrett Gouger (C-G)	waived
	Jamaal Jones (WR)	waived
	Josh Lambo (K)	waived
	Mitchell Paige (WR)	waived
	Andre Patton (WR)	waived
	Cameron Posey (WR)	waived
	Trovon Reed (CB)	waived
	Caraun Reid (DT)	waived
	Ryan Reid (CB)	waived
	Whitney Richardson (DE)	waived
	Artavis Scott (WR)	waived
	Brandon Stewart (CB)	waived
	Brad Watson (CB)	waived
	Matt Weiser (TE)	waived
	Andre Williams (RB)	waived
	Isaiah Burse (WR)	waived-injured
	Tyreek Burwell (T)	waived-injured
	Donavon Clark (G)	waived-injured
	Kaleb Eulls (DT)	waived-injured
	Kenneth Farrow (RB)	waived-injured
	Joshua Perry (LB)	waived-injured
	Kenjon Barner (RB)	released
	Kellen Clemens (QB)	released
	Jeff Cumberland (TE)	released
	Dwight Lowery (S)	released
	Tenny Palepoi (DT)	reserve-suspended
	Max Tuerk (C)	reserve-suspended
	Forrest Lamp (G)	reserve-injured
9/3	Jeff Richards (CB)	claimed
	Michael Schofield (G)	claimed
	Geremy Davis (WR)	waived
	Craig Mager (CB)	waived
	Brett Boyko (G)	practice squad
	Michael Davis (CB)	practice squad
	Randall Evans (CB)	practice squad
	Andre Patton (WR)	practice squad
	Whitney Richardson (DE)	practice squad
	Artavis Scott (WR)	practice squad
	Andre Williams (RB)	practice squad
9/4	Kellen Clemens (QB)	re-signed
	Denzel Perryman (LB)	reserve-injured
	Hayes Pullard (LB)	claimed
	Nick Dzubnar (LB)	waived
	Geremy Davis (WR)	practice squad
	Joseph Jones (LB)	practice squad
	Craig Mager (CB)	practice squad
	Randall Evans (CB)	waived
9/5	Nick Dzubnar (LB)	practice squad
9/6	Braedon Bowman (TE)	practice squad
	Joseph Jones (LB)	waived
9/9	Joshua Perry (LB)	waived-injury settlement
9/11	Geremy Davis (WR)	added from practice squad
	Jeff Richards (CB)	waived
9/13	Tenny Palepoi (WR)	came off reserve/suspended list
	Isaac Rochell (DE)	waived
	Jeff Richards (CB)	practice squad
9/14	Isaac Rochell (DE)	practice squad
	Whitney Richardson (DE)	waived
9/16	Michael Davis (CB)	added from practice squad
	Geremy Davis (WR)	waived
9/19	Geremy Davis (WR)	practice squad
9/20	Tyler Marz (T)	signed
	Chris Hairston (G-T)	reserve/non-football illness list
9/23	Jason Verrett (CB)	reserve/injured
	Nick Dzubnar (LB)	added from practice squad
10/2	Max Tuerk (C)	placed on exempt list
10/2	Max Tuerk (C)	waived
	Whitney Richardson (DE)	released from practice squad
10/4	LeShun Daniels (RB)	practice squad
10/5	Nick Novak (K)	signed
	Younghoe Koo (K)	waived
10/7	Andre Williams (RB)	added from practice squad
	Dexter McCoil (S)	waived
10/11	A.J. Hendy (S)	practice squad
10/16	Josh Keyes (LB)	signed
	Nigel Harris (LB)	waived
	LeShun Daniels (RB)	released from practice squad
10/18	Whitney Richardson (DE)	practice squad
	Denzel Perryman (LB)	reserve/injured; designated for return
10/24	Michael Ola (T)	signed
	Matt Slauson (G-C)	reserve/injured

DEPTH CHART

UNOFFICIAL

OFFENSE

WR	**13**	**KEENAN ALLEN**	81	Mike Williams	15	Dontrelle Inman		
LT	**76**	**RUSSELL OKUNG**	78	Michael Schofield	74	Michael Ola	69	Sam Tevi
LG	**66**	**DAN FEENEY**	78	Michael Schofield				
C	**73**	**SPENCER PULLEY**	66	Dan Feeney				
RG	**79**	**KENNY WIGGINS**	61	Tyler Marz				
RT	**72**	**JOE BARKSDALE**	78	Michael Schofield	74	Michael Ola	69	Sam Tevi
TE	**85**	**ANTONIO GATES**	86	Hunter Henry	84	Sean McGrath	80	Sean Culkin
WR	**16**	**TYRELL WILLIAMS**	12	Travis Benjamin				
QB	**17**	**PHILIP RIVERS**	10	Kellen Clemens	7	Cardale Jones		
FB	**34**	**DEREK WATT**						
RB	**28**	**MELVIN GORDON**	32	Branden Oliver	30	Austin Ekeler	44	Andre Williams

DEFENSE

DE	**99**	**JOEY BOSA**	95	Tenny Palepoi		
NT	**92**	**BRANDON MEBANE**	71	Damion Square		
DT	**94**	**COREY LIUGET**	93	Darius Philon		
LEO	**54**	**MELVIN INGRAM**	40	Chris McCain	97	Jerry Attaochu
OTTO	**51**	**KYLE EMANUEL**	49	James Onwualu		
MIKE	**56**	**KOREY TOOMER**	50	Hayes Pullard	48	Nick Dzubnar
WILL	**57**	**JATAVIS BROWN**	53	Josh Keyes		
LCB	**26**	**CASEY HAYWARD**	20	Desmond King		
SS	**37**	**JAHLEEL ADDAE**	31	Adrian Phillips	25	Rayshawn Jenkins
FS	**33**	**TRE BOSTON**	31	Adrian Phillips		
RCB	**24**	**TREVOR WILLIAMS**	43	Michael Davis		

SPECIAL TEAMS

P	**8**	**DREW KASER**				
K	**9**	**NICK NOVAK**				
H	**8**	**DREW KASER**				
LS	**47**	**MIKE WINDT**				
KR	**30**	**AUSTIN EKELER**	20	Desmond King	32	Branden Oliver
PR	**12**	**TRAVIS BENJAMIN**	20	Desmond King	30	Austin Ekeler

Rookies underlined

[] Denotes injured, reserve-injured, reserve-suspended

RUSHING

200 Yards Rushing, Individual
CHARGERS — LaDainian Tomlinson, Dec. 28, 2003, vs. Oakland (243 yards)
OPPONENT — Adrian Peterson, Nov. 4, 2007, at Minnesota (296 yards)

100 Yards Rushing, Individual
CHARGERS — Melvin Gordon, Oct. 8, 2017, at New York Giants (105 yards)
OPPONENT — LeGarrette Blount, Oct. 1, 2017, vs. Philadelphia (136 yards)

100 Yards Rushing, One Half, Individual
CHARGERS — Melvin Gordon, Nov. 6, 2016, vs. Tennessee (100 yards in first half)
OPPONENT — Kareem Hunt, Sept. 24, 2017, vs. K.C. (121 yards in second half)

Two 100-Yard Rushers
CHARGERS — Darren Sproles (122 yards) and LaDainian Tomlinson (116 yards), Dec. 16, 2007, vs. Detroit
OPPONENT — Frank Gore (158 yards) and Colin Kaepernick (151 yards), Dec. 20, 2014, at San Francisco

Four Touchdowns Rushing, Individual
CHARGERS — LaDainian Tomlinson, Oct. 14, 2007, vs. Oakland (3, 27, 13, 41 yards)
OPPONENT — Never

Three Touchdowns Rushing, Individual
CHARGERS — Ryan Matthews, Jan. 2, 2011, at Denver (27, 12, 31 yards)
OPPONENT — Darrel Young, Nov. 3, 2013, at Washington (1, 1, 4 yards)

Two Touchdowns Rushing, Individual
CHARGERS — Melvin Gordon, Oct. 23, 2016, at Atlanta (2, 3 yards)
OPPONENT — Isaiah Crowell, Dec. 24, 2016, at Cleveland (8, 4 yards)

PASSING

500 Yards Passing, Individual
CHARGERS — Philip Rivers, Oct. 18, 2015, at Green Bay (503 yards)
OPPONENT — Never

400 Yards Passing, Individual
CHARGERS — Philip Rivers, Oct. 18, 2015, at Green Bay (503 yards)
OPPONENT — Michael Vick, Sept. 15, 2013, at Philadelphia (428 yards)

300 Yards Passing, Individual
CHARGERS — Philip Rivers, Oct. 1, 2017, vs. Philadelphia (347 yards)
OPPONENT — Marcus Mariota, Nov. 6, 2016, vs. Tennessee (313 yards)

Six Touchdown Passes, Individual
CHARGERS — Dan Fouts, Nov. 22, 1981, at Oakland (12, 15, 29, 4, 5, 6 yards)
OPPONENT — Never

Five Touchdown Passes, Individual
CHARGERS — Drew Brees, Oct. 31, 2004, vs. Oakland (17, 13, 23, 5, 1 yards)
OPPONENT — Gus Frerotte, Nov. 19, 2000, at Denver (1, 5, 26, 10, 5 yards)

Four Touchdown Passes, Individual
CHARGERS — Philip Rivers, Oct. 9, 2016, at Oakland (29, 18, 1, 4 yards)
OPPONENT — Derek Carr, Oct. 12, 2014, at Oakland (77, 6, 47, 6 yards)

Three Touchdown Passes, Individual
CHARGERS — Philip Rivers, Oct. 8, 2017, at New York Giants (6, 25, 10 yards)
OPPONENT — Marcus Mariota, Nov. 6, 2016, vs. Tennessee (16, 7, 8 yards)

Six Interceptions Thrown, Individual
CHARGERS — Ed Luther, Oct. 31, 1983, vs. Washington
OPPONENT — Peyton Manning, Nov. 11, 2007, vs. Indianapolis

Five Interceptions Thrown, Individual
CHARGERS — Craig Whelihan, Dec. 13, 1998, at Seattle
OPPONENT — Jon Kitna, Dec. 16, 2007, vs. Detroit

Four Interceptions Thrown, Individual
CHARGERS — Philip Rivers, Nov. 13, 2016, vs. Miami
OPPONENT — Peyton Manning, Nov. 28, 2010, at Indianapolis

RECEIVING

10 or More Receptions, Individual
CHARGERS — Danny Woodhead, Oct. 25, 2015, vs. Oakland (11 receptions)
OPPONENT — Jarvis Landry, Sept. 17, 2017, vs. Miami (13 receptions)

200 Yards Receiving, Individual
CHARGERS — Malcom Floyd, Oct. 10, 2010, at Oakland (213 yards)
OPPONENT — Chad Johnson, Nov. 12, 2006, at Cincinnati (260 yards)

100 Yards Receiving, Individual
CHARGERS — Keenan Allen (138 yards) and Tyrell Williams (115 yards), Oct. 1, 2017, vs. Philadelphia
OPPONENT — DeVante Parker, Nov. 13, 2016, vs. Miami (103 yards)

100 Yards Receiving, One Half, Individual
CHARGERS — Tyrell Williams, Nov. 13, 2016, vs. Miami (109 yards in 2nd half)
OPPONENT — Julio Jones, Oct. 23, 2016, at Atlanta (107 yards in first half)

Two 100-Yard Receivers
CHARGERS — Keenan Allen (138 yards) and Tyrell Williams (115 yards), Oct. 1, 2017, vs. Philadelphia
OPPONENT — Emmanuel Sanders (120 yards) and Demaryius Thomas (105 yards), Oct. 23, 2014, at Denver

Five Touchdown Receptions, Individual
CHARGERS — Kellen Winslow, Nov. 22, 1981, at Oakland (15, 29, 4, 5, 3 yards)
OPPONENT — Never

Four Touchdown Receptions, Individual
CHARGERS — Kellen Winslow, Nov. 22, 1981, at Oakland (15, 29, 4, 5, 3 yards)
OPPONENT — Daryl Turner, Sept. 15, 1985, vs. Seattle (34, 15, 30, 7 yards)

Three Touchdown Receptions, Individual
CHARGERS — Danny Woodhead, Dec. 20, 2015, vs. Miami (20, 9, 9 yards)
OPPONENT — Emmanuel Sanders, Oct. 23, 2014, at Denver (2, 31, 3 yards)

Two Touchdown Receptions, Individual
CHARGERS — Melvin Gordon, Oct. 8, 2017, at New York Giants (6, 10 yards)
OPPONENT — Bennie Fowler III, Sept. 11, 2017, at Denver (5, 6 yards)

COMBINATION

100 Yards Rushing and Receiving, Individual
CHARGERS — Lionel James, Sept. 22, 1985, at Cincinnati (127 yards rushing, 118 yards receiving)
OPPONENT — Essex Johnson, Sept. 30, 1973, vs. Cincinnati (121 yards rushing, 116 yards receiving)

300-Yard Passer, 100-Yard Rusher and 100-Yard Receiver
CHARGERS — Philip Rivers (313 yards passing), Brandon Oliver (101 yards rushing) and Malcom Floyd (103 yards receiving), Oct. 12, 2014, at Oakland
OPPONENT — Ben Roethlisberger (333 yards passing), Rashard Mendenhall (165 yards rushing) and Hines Ward (113 yards receiving), Oct. 4, 2009, at Pittsburgh

INTERCEPTIONS

Four Interceptions, Individual
CHARGERS — Never
OPPONENT — Kwamie Lassiter, Dec., 17, 1998, at Arizona

Three Interceptions, Individual
CHARGERS — Antonio Cromartie, Nov. 11, 2007, vs. Indianapolis
OPPONENT — Kwamie Lassiter, Dec., 17, 1998, at Arizona

Two Interceptions, Individual
CHARGERS — Casey Hayward, Sept. 18, 2016, vs. Jacksonville
OPPONENT — Terrance Mitchell, Sept. 24, 2017, vs. Kansas City

Interception Returned for Touchdown
CHARGERS — Jaheel Addae, Jan. 1, 2017, vs. Kansas City (90 yards; Alex Smith, passer)
OPPONENT — Lavonte David, Dec. 4, 2016, vs. Tampa Bay (15 yards; Philip Rivers, passer)

SACKS

Five Sacks, Individual
CHARGERS — Leslie O'Neal, Nov. 16, 1986, vs. Dallas
OPPONENT — Never

Four-and-One-Half Sacks, Individual
CHARGERS — Leslie O'Neal, Nov. 16, 1986, vs. Dallas
OPPONENT — Hugh Douglas, Oct. 18, 1998, vs. Philadelphia

Four Sacks, Individual
CHARGERS — Antwan Barnes, Dec. 18, 2011, vs. Baltimore
OPPONENT — Justin Houston, Dec. 28, 2014, at Kansas City

Three-and-One-Half Sacks, Individual
CHARGERS — Kendall Reyes, Dec. 23, 2012, at New York Jets
OPPONENT — Justin Houston, Dec. 28, 2014, at Kansas City

Three Sacks, Individual
CHARGERS — Melvin Ingram, Sept. 24, 2017, vs. Kansas City
OPPONENT — Dee Ford, Dec. 13, 2015, at Kansas City

Two-and-One-Half Sacks, Individual
CHARGERS — Melvin Ingram, Sept. 24, 2017, vs. Kansas City
OPPONENT — Dee Ford, Dec. 13, 2015, at Kansas City

Two Sacks, Individual
CHARGERS — Chris McCain & Joey Bosa, Oct. 22, 2017, vs. Denver Broncos
OPPONENT — Bruce Irvin, Dec. 18, 2016, vs. Oakland

TOUCHDOWNS

Five Touchdowns, Individual
CHARGERS — Kellen Winslow, Nov. 22, 1981, at Oakland (15-, 29-, 4-, 5-3-yard receptions)
OPPONENT — Never

Four Touchdowns, Individual
CHARGERS — Danny Woodhead, Dec. 20, 2015, vs. Miami (2-yard run; 20-, 9-, 9-yard receptions)
OPPONENT — Harvey Williams, Nov. 16, 1997, vs. Oakland (1-, 1-yard runs; 8-, 32-yard receptions)

Three Touchdowns, Individual
CHARGERS — Melvin Gordon, Oct. 23, 2016, at Atlanta (2-, 3-yard runs; 5-yard reception)
OPPONENT — John Kuhn, Oct. 2, 2016, vs. New Orleans (1-, 1-yard runs; 4-yard reception)

FIELD GOALS/PATs

Six Field Goals Made, Individual
CHARGERS — Greg Davis, Oct. 5, 1997, at Oakland (30, 22, 38, 43, 33, 33 yards)
OPPONENT — Phil Dawson, Nov. 5, 2006, vs. Cleveland (37, 20, 42, 30, 36, 35 yards)

Five Field Goals Made, Individual
CHARGERS — Nate Kaeding, Sept. 10, 2012, at Oakland (23, 28, 19, 41, 45 yards)
OPPONENT — Justin Tucker, Nov. 1, 2015, at Baltimore (48, 29, 48, 45, 39 yards)

Four Field Goals Made, Individual
CHARGERS — Josh Lambo, Oct. 23, 2016, at Atlanta (40, 37, 33, 42 yards)
OPPONENT — Sebastian Janikowski, Dec.18, 2016, vs. Oakland (45, 33, 21, 44 yards)

50-Yard Field Goal, Individual
CHARGERS — Josh Lambo, Jan. 3, 2016, at Denver (50 yards)
OPPONENT — Cody Parkey, Sept. 17, 2017, vs. Miami (54 yards)

Blocked Field-Goal Attempt
CHARGERS — Darrell Stuckey, Nov. 23, 2014, vs. St. Louis (46-yard Greg Zuerlein attempt)
OPPONENT — Shelby Harris, Sept. 11, 2017, at Denver (44-yard Younghoe Koo attempt)

Two-Point Conversion
CHARGERS — Ladarius Green, Oct. 25, 2015, vs. Oakland (Philip Rivers, passer)
OPPONENT — Mike Evans, Dec. 4, 2016, vs. Tampa Bay (Jameis Winston, passer)

Point After Touchdown Missed
CHARGERS — Josh Lambo, Dec. 18, 2016, vs. Oakland (second attempt, blocked)
OPPONENT — Giorgio Tavecchio, Oct. 15, 2017, at Oakland (second attempt, wide left)

Blocked Point After Touchdown
CHARGERS — John Parrella, Nov. 4, 2001, vs. Kansas City (Todd Peterson, first attempt)
OPPONENT — Keith McGill, Dec. 18, 2016, vs. Oakland (Josh Lambo, second attempt)

PUNTING

80-Yard Punt
CHARGERS — Never
OPPONENT — Dustin Colquitt, Dec. 2, 2007, at Kansas City (81 yards)

70-Yard Punt
CHARGERS — Mike Scifres, Sept. 21, 2014, at Buffalo (72 yards)
OPPONENT — Kevin Huber, Dec. 1, 2013, vs. Cincinnati (75 yards)

60-Yard Punt
CHARGERS — Drew Kaser, Oct. 22, 2017, vs. Denver (69 yards)
OPPONENT — Dustin Colquitt, Sept. 24, 2017, vs. Kansas City (63 yards)

Blocked Punt
CHARGERS — Jerry Attaochu, Sept. 8, 2014, at Arizona (Drew Butler, punter)
OPPONENT — Hayes Pullard, Nov. 29, 2015, at Jacksonville (Mike Scifres, punter)

10 or More Punts, Individual
CHARGERS — Mike Scifres, Dec. 24, 2006, at Seattle (10 punts for 425 yards)
OPPONENT — Chad Stanley, Sept. 15, 2002, vs. Houston (10 punts for 406 yards)

No Punts
CHARGERS — Jan. 1, 2012, at Oakland
OPPONENT — Nov. 7, 1976, vs. Baltimore Colts

OTHER SPECIAL TEAMS

Kickoff Returned for Touchdown
CHARGERS — Michael Spurlock, Dec. 30, 2012, vs. Oakland (99 yards)
OPPONENT — Percy Harvin, Sept. 11, 2011, vs. Minnesota (103 yards)

Punt Returned for Touchdown
CHARGERS — Travis Benjamin, Oct. 22, 2017, vs. Denver Broncos (65 yards)
OPPONENT — Tyreek Hill, Jan. 1, 2017, vs. Kansas City (95 yards)

Blocked Punt Returned for Touchdown
CHARGERS — Jacob Hester, Oct. 25, 2009, at Kansas City (Recovered in end zone after Hester blocked Dustin Colquitt punt)
OPPONENT — Adam Hayward, Nov. 11, 2012, at Tampa Bay (Returned 29 yards after Dekoda Watson blocked Mike Scifres punt)

Recovered Own Onside Kick Attempt
CHARGERS — Darrell Stuckey, Nov. 18, 2012, at Denver (Nick Novak, kicker)
OPPONENT — Jonathan Grimes, Nov. 27, 2016, at Houston (Nick Novak, kicker)

OTHER DEFENSE

Shutout Posted
CHARGERS — Oct. 22, 2017, vs. Denver Broncos (21-0 Chargers win)
OPPONENT — Nov. 2, 2014, at Miami (37-0 Miami win)

Fumble Returned for Touchdown
CHARGERS — Dwight Lowery, Nov. 6, 2016, vs. Tennessee (36 yards)
OPPONENT — Adrian Clayborn, Oct. 23, 2016, at Atlanta (5 yards)

Safety Scored
CHARGERS — Oct. 13, 2016, vs. Denver (Penalty on Russell Okung in end zone)
OPPONENT — Oct. 8, 2017, at New York Giants (Spencer Pulley fumble out of end zone)

MISCELLANEOUS

No Penalties
CHARGERS — Oct. 9, 2011, at Denver
OPPONENT — Dec. 4, 2005, vs. Oakland

Game Without Touchdown
CHARGERS — Dec. 13, 2015, at Kansas City
OPPONENT — Oct. 22, 2017, vs. Denver

50 Points, Game
CHARGERS — 52, Dec. 28, 2008, vs. Denver
OPPONENT — 57, Oct. 1, 2000, at St. Louis

40 Points, Game
CHARGERS — 43, Nov. 6, 2016, vs. Tennessee
OPPONENT — 45, Nov. 6, 2011, vs. Green Bay

600 Yards Total Offense, Game
CHARGERS — 661, Dec. 20, 1982, vs. Cincinnati
OPPONENT — 614, Oct. 1, 2000 at St. Louis

500 Yards Total Offense, Game
CHARGERS — 548, Oct. 18, 2015, at Green Bay
OPPONENT — 503, Jan. 3, 2016, at Denver

Regular season games only

Los Angeles Chargers / Week 7 / Through Sunday, October 22, 2017 / Regular Season

Won 3, Lost 4

9/11/2017	L	21- 24	at Denver Broncos
9/17/2017	L	17- 19	Miami Dolphins
9/24/2017	L	10- 24	Kansas City Chiefs
10/1/2017	L	24- 26	Philadelphia Eagles
10/8/2017	W	27- 22	at New York Giants
10/15/2017	W	17- 16	at Oakland Raiders
10/22/2017	W	21- 0	Denver Broncos

	Los Angeles Chargers	Opponent
Total First Downs	**138**	**130**
Rushing	28	51
Passing	91	68
Penalty	19	11
3rd Down: Made/Att	32/87	40/97
3rd Down Pct.	36.8%	41.2%
4th Down: Made/Att	2/5	1/7
4th Down Pct.	40.0%	14.3%
Possession Avg.	**27:55**	**32:05**
Total Net Yards	**2313**	**2282**
Avg. Per Game	330.4	326.0
Total Plays	424	439
Avg. Per Play	5.5	5.2
Net Yards Rushing	**554**	**984**
Avg. Per Game	79.1	140.6
Total Rushes	158	201
Net Yards Passing	**1759**	**1298**
Avg. Per Game	251.3	185.4
Sacked/Yards Lost	10/57	23/151
Gross Yards	1816	1449
Attempts/Completions	256/156	215/141
Completion Pct.	60.9%	65.6%
Had Intercepted	5	5
Punts/Average	**36/50.3**	**33/46.8**
Net Punting Avg.	**41.8**	**40.7**
Penalties/Yards	**51/396**	**55/440**
Fumbles/Ball Lost	**5/2**	**12/4**
Touchdowns	**17**	**14**
Rushing	4	5
Passing	12	9
Returns	1	0

Score By Periods	**Q1**	**Q2**	**Q3**	**Q4**	**OT**	**Pts**
Team	14	54	14	55	0	137
Opponents	50	19	30	32	0	131

Scoring	**TD**	**Ru**	**Pa**	**Rt**	**PAT**	**FG**	**2Pt**	**Pts**
M.Gordon	7	3	4	0	0/0	0/0	0	42
T.Benjamin	3	0	2	1	0/0	0/0	0	18
Y.Koo	0	0	0	0	9/9	3/6	0	18
N.Novak	0	0	0	0	8/8	3/4	0	17
H.Henry	2	0	2	0	0/0	0/0	0	12
A.Ekeler	2	1	1	0	0/0	0/0	0	12
T.Williams	1	0	1	0	0/0	0/0	0	6
A.Gates	1	0	1	0	0/0	0/0	0	6
K.Allen	1	0	1	0	0/0	0/0	0	6
Team	**17**	**4**	**12**	**1**	**17/17**	**6/10**	**0**	**137**
Opponents	**14**	**5**	**9**	**0**	**12/13**	**11/12**	**0**	**131**

2-Pt. Conversions: Team 0/ 0, Opponents: 0/ 1

Sacks: M.Ingram 8.5, J.Bosa 7.5, C.McCain 5.0, D.Philon 2.0

Team: 23.0, Opponents: 10.0

Rushing	**No.**	**Yds**	**Avg**	**Long**	**TD**
M.Gordon	117	394	3.4	21	3
A.Ekeler	13	74	5.7	35t	1
B.Oliver	17	58	3.4	26	0
T.Benjamin	3	27	9.0	14	0
P.Rivers	7	1	0.1	8	0
D.Watt	1	0	0.0	0	0
Team	**158**	**554**	**3.5**	**35t**	**4**
Opponents	**201**	**984**	**4.9**	**69t**	**5**

Receiving	**No.**	**Yds**	**Avg**	**Long**	**TD**
K.Allen	36	487	13.5	50	1
M.Gordon	29	228	7.9	22	4
H.Henry	21	301	14.3	34	2
T.Williams	21	298	14.2	75t	1
T.Benjamin	14	240	17.1	44	2
A.Gates	13	119	9.2	16	1
A.Ekeler	13	89	6.8	14	1
B.Oliver	5	20	4.0	11	0
D.Inman	2	9	4.5	7	0
M.Williams	1	15	15.0	15	0
S.McGrath	1	10	10.0	10	0
Team	**156**	**1816**	**11.6**	**75t**	**12**
Opponents	**141**	**1449**	**10.3**	**48t**	**9**

Interceptions	**No.**	**Yds**	**Avg**	**Long**	**TD**
T.Williams	1	21	21.0	21	0
T.Boston	1	15	15.0	15	0
A.Phillips	1	4	4.0	4	0
H.Pullard	1	1	1.0	1	0
C.Hayward	1	-2	-2.0	-2	0
Team	**5**	**39**	**7.8**	**21**	**0**
Opponents	**5**	**38**	**7.6**	**38**	**0**

Punting	**No**	**Yds**	**Avg**	**Net**	**TB**	**In**	**Lg**	**B**
D.Kaser	36	1810	50.3	41.8	5	13	69	0
Team	**36**	**1810**	**50.3**	**41.8**	**5**	**13**	**69**	**0**
Opponents	**33**	**1546**	**46.8**	**40.7**	**2**	**17**	**63**	**0**

Punt Returns	**Ret**	**FC**	**Yds**	**Avg**	**Long**	**TD**
T.Benjamin	15	12	164	10.9	65t	1
Team	**15**	**12**	**164**	**10.9**	**65t**	**1**
Opponents	**22**	**2**	**205**	**9.3**	**31**	**0**

Kickoff Returns	**No.**	**Yds**	**Avg**	**Long**	**TD**
D.King	7	138	19.7	25	0
A.Ekeler	3	49	16.3	22	0
Team	**10**	**187**	**18.7**	**25**	**0**
Opponents	**18**	**458**	**25.4**	**61**	**0**

Field Goals	**1-19**	**20-29**	**30-39**	**40-49**	**50+**
Y.Koo	0/ 0	2/ 2	0/ 0	1/ 4	0/ 0
N.Novak	0/ 0	1/ 1	2/ 2	0/ 1	0/ 0
Team	**0/ 0**	**3/ 3**	**2/ 2**	**1/ 5**	**0/ 0**
Opponents	**0/ 0**	**2/ 2**	**3/ 3**	**4/ 4**	**2/ 3**

Fumbles Lost: P.Rivers 1, Ty.Williams 1 **Total: 2**

Opponent Fumble Recoveries: M.Ingram 1, C.Hayward 1, D.Square 1, J.Brown 1 **Total: 4**

Passing	**Att**	**Cmp**	**Yds**	**Cmp%**	**Yds/Att**	**TD**	**TD%**	**Int**	**Int%**	**Long**	**Sack**	**Lost**	**Rating**
P.Rivers	256	156	1816	60.9%	7.1	12	4.7%	5	2.0%	75t	10/	57	89.9
Team	**256**	**156**	**1816**	**60.9%**	**7.1**	**12**	**4.7%**	**5**	**2.0%**	**75t**	**10/**	**57**	**89.9**
Opponents	**215**	**141**	**1449**	**65.6%**	**6.7**	**9**	**4.2%**	**5**	**2.3%**	**48t**	**23/**	**151**	**89.1**

2017 INDIVIDUAL DEFENSIVE STATISTICS

Official Totals — Based on coaches' film review through Oct. 22 vs. Denver.

	— Tackles —									— Fumbles —	
Player	**Solo**	**Assisted**	**Total**	**Sacks**	**Yards**	**Tackles for Loss**	**QB Hits**	**Interceptions**	**Passes Def.**	**Forced**	**Recoveries**
Jatavis Brown	34	14	48	0.0	0.0	1	1	0	0	0	1
Joey Bosa	26	20	46	7.5	36.0	9.5	10	0	1	2	0
Hayes Pullard	32	13	45	0.0	0.0	1	0	1	1	0	0
Jahleel Addae	37	15	44	0.0	0.0	3	0	0	4	0	0
Melvin Ingram	28	10	38	8.5	72.0	12.5	11	0	0	1	1
Tre Boston	27	8	35	0.0	0.0	0	0	1	2	0	0
Brandon Mebane	17	13	30	0.0	0.0	1	1	0	0	0	0
Korey Toomer	15	15	30	0.0	0.0	0	1	0	2	1	0
Trevor Williams	21	5	26	0.0	0.0	1	0	1	6	0	0
Kyle Emanuel	9	13	22	0.0	0.0	0	0	0	2	0	0
Desmond King	20	2	22	0.0	0.0	2	0	0	2	0	0
Casey Hayward	15	5	20	0.0	0.0	1	0	1	8	0	1
Adrian Phillips	15	5	20	0.0	0.0	0	1	1	2	1	0
Chris McCain	14	5	19	5.0	30.0	6	0	0	1	2	0
Corey Liuget	12	6	18	0.0	0.0	3	1	0	3	1	0
Damion Square	7	10	17	0.0	0.0	1	1	0	1	0	1
Darius Philon	13	4	17	2.0	13.0	4	2	0	0	0	0
Tenny Palepoi	10	4	14	0.0	0.0	4	0	0	0	0	0
Nigel Harris	7	1	8	0.0	0.0	0	0	0	0	0	0
Jerry Attaochu	2	1	3	0	0	1	0	0	0	0	0
Isaac Rochell	1	0	1	0.0	0.0	0	0	0	0	0	0
Jason Verrett	1	0	1	0.0	0.0	0	0	0	0	0	0
Totals	**363**	**169**	**524**	**23.0**	**151.0**	**51**	**29**	**5**	**35**	**8**	**4**
Defensive Backs	*136*	*40*	*168*	*0.0*	*0.0*	*7*	*1*	*4*	*24*	*1*	*1*
Defensive Linemen	*130*	*73*	*203*	*23.0*	*151.0*	*42*	*26*	*0*	*6*	*6*	*2*
Linebackers	*97*	*56*	*153*	*0.0*	*0.0*	*2*	*2*	*1*	*5*	*1*	*1*

SPECIAL TEAMS TACKLES

Player	Total Tackles
Michael Davis	8
Nick Dzubnar	8
Austin Ekeler	8
Rayshawn Jenkins	6
James Onwualu	6
Derek Watt	4
Nigel Harris	3
Adrian Phillips	3
Hayes Pullard	3
Kyle Emanuel	2
Trevor Williams	2
Drew Kaser	1
Josh Keyes	1
Desmond King	1
Dexter McCoil	1
Andre Williams	1
Totals	**58**

Los Angeles Chargers / Week 5 / Through Thursday, August 31, 2017 / Preseason

Won 1, Lost 3

8/13/2017	L	17- 48	Seattle Seahawks
8/20/2017	L	7- 13	New Orleans Saints
8/26/2017	W	21- 19	at Los Angeles Rams
8/31/2017	L	13- 23	at San Francisco 49ers

	Los Angeles Chargers	Opponent
Total First Downs	61	78
Rushing	22	32
Passing	36	36
Penalty	3	10
3rd Down: Made/Att	23/54	18/51
3rd Down Pct.	42.6%	35.3%
4th Down: Made/Att	0/2	2/3
4th Down Pct.	0.0%	66.7%
Possession Avg.	29:51	30:09
Total Net Yards	1110	1316
Avg. Per Game	277.5	329.0
Total Plays	245	245
Avg. Per Play	4.5	5.4
Net Yards Rushing	360	556
Avg. Per Game	90.0	139.0
Total Rushes	110	122
Net Yards Passing	750	760
Avg. Per Game	187.5	190.0
Sacked/Yards Lost	14/109	9/80
Gross Yards	859	840
Attempts/Completions	121/73	114/69
Completion Pct.	60.3%	60.5%
Had Intercepted	7	4
Punts/Average	23/46.1	18/47.8
Net Punting Avg.	35.3	44.5
Penalties/Yards	28/265	20/193
Fumbles/Ball Lost	8/6	7/3
Touchdowns	7	11
Rushing	1	7
Passing	3	2
Returns	3	2

Score By Periods	Q1	Q2	Q3	Q4	OT	Pts
Team	35	6	3	14	0	58
Opponents	23	53	14	13	0	103

Scoring	TD	Ru	Pa	Rt	PAT	FG	2Pt	Pts
T.Benjamin	2	0	2	0	0/0	0/0	0	12
J.Lambo	0	0	0	0	4/4	2/2	0	10
M.Gordon	1	1	0	0	0/0	0/0	0	6
D.McCoil	1	0	0	1	0/0	0/0	0	6
K.Coleman	1	0	0	1	0/0	0/0	0	6
Y.Koo	0	0	0	0	3/3	1/1	0	6
A.Gates	1	0	1	0	0/0	0/0	0	6
M.Ingram	1	0	0	1	0/0	0/0	0	6
Team	7	1	3	3	7/7	3/3	0	58
Opponents	11	7	2	2	10/11	9/11	0	103

2-Pt. Conversions: Team 0/ 0, Opponents: 0/ 0

Sacks: D.King 2.0, C.McCain 1.5, J.Bosa 1.0, K.Toomer 1.0, C.Mager 1.0, T.Palepoi 1.0, I.Rochell 0.5, M.Ingram 0.5, T.Boston 0.5 Team: 9.0, Opponents: 14.0

Rushing	No.	Yds	Avg	Long	TD
A.Ekeler	15	87	5.8	18	0
M.Gordon	19	58	3.1	11	1
A.Williams	33	51	1.5	13	0
C.Jones	6	51	8.5	13	0
B.Oliver	15	34	2.3	9	0
K.Barner	14	27	1.9	10	0
K.Clemens	4	26	6.5	15	0
K.Farrow	2	15	7.5	12	0
A.Scott	1	13	13.0	13	0
M.Bercovici	1	-2	-2.0	-2	0
Team	110	360	3.3	18	1
Opponents	122	556	4.6	62t	7

Receiving	No.	Yds	Avg	Long	TD
J.Jones	10	99	9.9	23	0
S.Culkin	9	77	8.6	12	0
G.Davis	9	68	7.6	20	0
K.Allen	6	54	9.0	17	0
A.Ekeler	5	72	14.4	32	0
K.Barner	5	29	5.8	13	0
M.Weiser	4	81	20.3	38	0
M.Paige	4	36	9.0	16	0
T.Benjamin	3	134	44.7	74t	2
H.Henry	3	47	15.7	17	0
A.Patton	3	30	10.0	16	0
I.Burse	3	21	7.0	8	0
A.Gates	3	17	5.7	7	1
D.Brown	2	66	33.0	49	0
B.Oliver	1	14	14.0	14	0
M.Gordon	1	7	7.0	7	0
D.Inman	1	5	5.0	5	0
A.Williams	1	2	2.0	2	0
T.Williams	0	0	0	0	0
A.Scott	0	0	0	0	0
C.Posey	0	0	0	0	0
M.Estes	0	0	0	0	0
Team	73	859	11.8	74t	3
Opponents	69	840	12.2	51	2

Interceptions	No.	Yds	Avg	Long	TD
D.McCoil	1	99	99.0	99t	1
K.Coleman	1	30	30.0	30t	1
D.King	1	0	0.0	0	0
J.Verrett	1	0	0.0	0	0
Team	4	129	32.3	99t	2
Opponents	7	60	8.6	37t	1

Punting	No	Yds	Avg	Net	TB	In	Lg	B
T.Baker	12	492	41.0	33.6	1	4	55	0
D.Kaser	11	568	51.6	37.3	1	3	60	0
Team	23	1060	46.1	35.3	2	7	60	0
Opponents	18	860	47.8	44.5	0	11	63	0

Punt Returns	Ret	FC	Yds	Avg	Long	TD
I.Burse	6	0	29	4.8	17	0
M.Paige	4	1	24	6.0	12	0
K.Barner	2	1	6	3.0	6	0
T.Benjamin	0	1	0	0	0	0
Team	12	3	59	4.9	17	0
Opponents	12	3	207	17.3	92t	1

Kickoff Returns	No.	Yds	Avg	Long	TD
A.Williams	3	52	17.3	20	0
A.Ekeler	2	49	24.5	29	0
D.King	2	39	19.5	20	0
K.Barner	1	23	23.0	23	0
A.Scott	1	23	23.0	23	0
B.Oliver	1	10	10.0	10	0
Team	10	196	19.6	29	0
Opponents	6	133	22.2	29	0

Field Goals	1-19	20-29	30-39	40-49	50+
J.Lambo	0/ 0	0/ 0	1/ 1	0/ 0	1/ 1
Y.Koo	0/ 0	1/ 1	0/ 0	0/ 0	0/ 0
Team	0/ 0	1/ 1	1/ 1	0/ 0	1/ 1
Opponents	0/ 0	3/ 3	0/ 1	3/ 3	3/ 4

Fumbles Lost: K.Clemens 1, K.Barner 1, A.Williams 1, M.Bercovici 1, J.Jones 1, C.Jones 1 Total: 6

Opponent Fumble Recoveries: M.Ingram 1, K.Coleman 1, W.Richardson 1 Total: 3

Passing	Att	Cmp	Yds	Cmp%	Yds/Att	TD	TD%	Int	Int%	Long	Sack	Lost	Rating
C.Jones	61	36	343	59.0%	5.6	0	0.0%	3	4.9%	38	8/	74	54.2
K.Clemens	27	14	199	51.9%	7.4	1	3.7%	2	7.4%	74t	5/	32	57.5
M.Bercovici	21	12	176	57.1%	8.4	0	0.0%	2	9.5%	49	1/	3	45.0
P.Rivers	12	11	141	91.7%	11.8	2	16.7%	0	0.0%	45t	0/	0	155.2
Team	121	73	859	60.3%	7.1	3	2.5%	7	5.8%	74t	14/	109	66.1
Opponents	114	69	840	60.5%	7.4	2	1.8%	4	3.5%	51	9/	80	74.5

WEEK 1 RECAP - BRONCOS 24, CHARGERS 21

An electric fourth-quarter rally fell short as Younghoe Koo's field goal was blocked with one second remaining in the Chargers' 24-21 opening-night loss to the Broncos Monday night in Denver.

Broncos quarterback Trevor Siemian scored three total touchdowns, the first stemmed from a 13-play, 70-yard drive to wide receiver Bennie Fowler.

On the next possession, the Chargers used a 40-yard defensive pass interference penalty and a heavy dose of running back Melvin Gordon to score their first points of 2017. Gordon touched the ball six times on a nine-play drive, including an 11-yard touchdown reception from quarterback Philip Rivers to open the second quarter.

The Broncos responded with their second scoring drive of the game, this time a one-yard touchdown rush from Siemian. Denver took a 14-7 lead into halftime.

On the Chargers' first possession of the second half, Philip Rivers was intercepted by cornerback Bradley Roby at Los Angeles' 43-yard line. Six plays later, Siemian hooked up with Fowler for a six-yard touchdown — his second of the game — to make it 21-7 Broncos after a Brandon McManus extra point.

The Chargers' furious comeback attempt started in the fourth quarter. After an Adrian Phillips interception, Philip Rivers found wide receiver Keenan Allen for a five-yard touchdown.

On the next possession, linebacker Korey Toomer stripped running back Jamaal Charles of the football, which was recovered by cornerback Casey Hayward. One play later, Rivers connected with wide receiver Travis Benjamin for a 38-yard touchdown. A Younghoe Koo extra point cut the Broncos lead to 24-21.

Gordon finished the game with 18 carries for 54 yards, and five receptions for 25 yards and a touchdown. Allen caught five passes for 35 yards and a touchdown. Rivers went 22-of-33 for 192 yards and three touchdowns, with one interception.
Defensive ends Joey Bosa and Melvin Ingram each had 1.5 sacks.

		1	2	3	4	OT	Total
VISITOR:	Los Angeles Chargers	0	7	0	14	0	21
HOME:	Denver Broncos	7	7	10	0	0	24

Scoring Plays

Team	Qtr	Time	Play Description (Extra Point) (Drive Info)	Visitor	Home
Broncos	1	4:50	B.Fowler 5 yd. pass from T.Siemian (B.McManus kick) (13-70, 6:05)	0	7
Chargers	2	14:55	M.Gordon 11 yd. pass from P.Rivers (Y.Koo kick) (9-75, 4:55)	7	7
Broncos	2	5:27	T.Siemian 1 yd. run (B.McManus kick) (9-56, 4:38)	7	14
Broncos	3	10:27	B.Fowler 6 yd. pass from T.Siemian (B.McManus kick) (6-43, 3:00)	7	21
Broncos	3	0:00	B.McManus 20 yd. Field Goal (14-78, 8:16)	7	24
Chargers	4	8:10	K.Allen 5 yd. pass from P.Rivers (Y.Koo kick) (6-43, 2:27)	14	24
Chargers	4	7:00	T.Benjamin 38 yd. pass from P.Rivers (Y.Koo kick) (1-38, 0:07)	21	24

Paid Attendance: 76,324 — Time: 2:54

Los Angeles Chargers vs Denver Broncos
9/11/2017 at Sports Authority Field at Mile High

Final Team Statistics

	Visitor Chargers	Home Broncos
TOTAL FIRST DOWNS	17	22
By Rushing	3	7
By Passing	12	14
By Penalty	2	1
THIRD DOWN EFFICIENCY	3-12-25%	8-15-53%
FOURTH DOWN EFFICIENCY	1-2-50%	0-0-0%
TOTAL NET YARDS	249	321
Total Offensive Plays (inc. times thrown passing)	56	68
Average gain per offensive play	4.4	4.7
NET YARDS RUSHING	64	140
Total Rushing Plays	22	36
Average gain per rushing play	2.9	3.9
Tackles for a loss-number and yards	2-4	1-2
NET YARDS PASSING	185	181
Times thrown - yards lost attempting to pass	1-7	4-38
Gross yards passing	192	219
PASS ATTEMPTS-COMPLETIONS-HAD INTERCEPTED	33-22-1	28-17-1
Avg gain per pass play (inc.# thrown passing)	5.4	5.7
KICKOFFS Number-In End Zone-Touchbacks	4-3-3	5-5-5
PUNTS Number and Average	5-46.0	3-48.0
Had Blocked	0	0
FGs - PATs Had Blocked	1-0	0-0
Net Punting Average	36.4	49.0
TOTAL RETURN YARDAGE (Not Including Kickoffs)	1	48
No. and Yards Punt Returns	1--3	3-48
No. and Yards Kickoff Returns	0-0	1-36
No. and Yards Interception Returns	1-4	1-0
PENALTIES Number and Yards	4-40	3-62
FUMBLES Number and Lost	0-0	1-1
TOUCHDOWNS	3	3
Rushing	0	1
Passing	3	2
EXTRA POINTS Made-Attempts	3-3	3-3
Kicking Made-Attempts	3-3	3-3
FIELD GOALS Made-Attempts	0-1	1-2
RED ZONE EFFICIENCY	2-2-100%	3-5-60%
GOAL TO GO EFFICIENCY	1-1-100%	2-3-67%
SAFETIES	0	0
FINAL SCORE	21	24
TIME OF POSSESSION	25:47	34:13

Los Angeles Chargers vs Denver Broncos
9/11/2017 at Sports Authority Field at Mile High

Final Individual Statistics

Los Angeles Chargers

RUSHING	ATT	YDS	AVG	LG	TD
M.Gordon	18	54	3.0	21	0
B.Oliver	4	10	2.5	6	0
Total	22	64	2.9	21	0

PASSING	ATT	CMP	YDS	SK/YD	TD	LG	IN	RT
P.Rivers	33	22	192	1/7	3	**38**	1	99.6
Total	33	22	192	1/7	3	38	1	99.6

PASS RECEIVING	TAR	REC	YDS	AVG	LG	TD
Ty.Williams	7	5	54	10.8	14	0
K.Allen	10	5	35	7.0	9	1
M.Gordon	6	5	25	5.0	**11**	1
T.Benjamin	4	3	43	14.3	**38**	1
A.Ekeler	2	2	18	9.0	11	0
A.Gates	3	2	17	8.5	11	0
B.Oliver	1	0	0	0.0	0	0
Total	33	22	192	8.7	38	3

INTERCEPTIONS	NO	YDS	AVG	LG	TD
A.Phillips	1	4	4.0	4	0
Total	1	4	4.0	4	0

PUNTING	NO	YDS	AVG	NET	TB	IN20	LG
D.Kaser	5	230	46.0	36.4	0	2	62
Total	5	230	46.0	36.4	0	2	62

PUNT RETURNS	NO	YDS	AVG	FC	LG	TD
T.Benjamin	1	-3	-3.0	2	-3	0
Total	1	-3	-3.0	2	0	0

KICKOFF RETURNS	NO	YDS	AVG	FC	LG	TD
[TOUCHBACK]	5	0	0.0	0	0	0
Total	0	0	0.0	0	0	0

Denver Broncos

RUSHING	ATT	YDS	AVG	LG	TD
C.Anderson	20	81	4.1	18	0
J.Charles	10	40	4.0	12	0
T.Siemian	6	19	3.2	8	1
Total	36	140	3.9	18	1

PASSING	ATT	CMP	YDS	SK/YD	TD	LG	IN	RT
T.Siemian	28	17	219	4/38	2	44	1	94.2
Total	28	17	219	4/38	2	44	1	94.2

PASS RECEIVING	TAR	REC	YDS	AVG	LG	TD
D. Thomas	8	5	67	13.4	29	0
A.Derby	3	3	34	11.3	13	0
E.Sanders	6	3	26	8.7	20	0
B.Fowler	4	3	21	7.0	10	2
V.Green	1	1	44	44.0	44	0
J.Heuerman	2	1	20	20.0	20	0
C.Anderson	3	1	7	7.0	7	0
J.Charles	1	0	0	0.0	0	0
Total	28	17	219	12.9	44	2

INTERCEPTIONS	NO	YDS	AVG	LG	TD
B.Roby	1	0	0.0	0	0
Total	1	0	0.0	0	0

PUNTING	NO	YDS	AVG	NET	TB	IN20	LG
R.Dixon	3	144	48.0	49.0	0	2	53
Total	3	144	48.0	49.0	0	2	53

PUNT RETURNS	NO	YDS	AVG	FC	LG	TD
I.McKenzie	3	48	16.0	0	31	0
[DOWNED]	1	0	0.0	0	0	0
[OUT OF BOUNDS]	1	0	0.0	0	0	0
Total	3	48	16.0	0	31	0

KICKOFF RETURNS	NO	YDS	AVG	FC	LG	TD
C.Latimer	1	36	36.0	0	36	0
[TOUCHBACK]	3	0	0.0	0	0	0
Total	1	36	36.0	0	36	0

Los Angeles Chargers

FUMBLES	FUM	LOST	OWN-REC	YDS	TD	FORCED	OPP-REC	YDS	TD	OUT-BDS
K.Toomer	0	0	0	0	0	1	0	0	0	0
C.Hayward	0	0	0	0	0	0	1	11	0	0
Total	0	0	0	0	0	1	1	11	0	0

Denver Broncos

FUMBLES	FUM	LOST	OWN-REC	YDS	TD	FORCED	OPP-REC	YDS	TD	OUT-BDS
J.Charles	1	1	0	0	0	0	0	0	0	0
Total	1	1	0	0	0	0	0	0	0	0

WEEK 2 RECAP - DOLPHINS 19, CHARGERS 17

On a day when the Chargers played their first home game in Los Angeles in nearly 57 years, one of the franchise's all-time greats decided to make some history of his own.

Chargers tight end Antonio Gates caught a seven-yard touchdown pass from quarterback Philip Rivers in the third quarter — the 112th of Gates' career — that broke a tie with Tony Gonzalez for all-time touchdowns among tight ends. But kicker Younghoe Koo missed what would have been a game-winning 44-yard field goal with nine seconds remaining and the Miami Dolphins beat the Chargers 19-17 Sunday at StubHub Center.

Eighty-five of Gates' career touchdown receptions have come from Rivers, who finished the game 31-of-39 for 331 yards and the one historic touchdown.

Miami's first offensive possession of the game was a 13-play, 70-yard drive that ended in a 30-yard Cody Parkey field goal to make the score 3-0 Miami.

The Chargers' first scoring drive was set up by a 23-yard punt return by wide receiver Travis Benjamin. Six plays later, Koo connected on a 41-yard field goal — the first of his NFL career — to tie the game at 3-3.

The first-ever regular season touchdown at StubHub Center was a one-yard rush by running back Melvin Gordon with 5:01 remaining in the second quarter to make it 10-3 Bolts after a Koo extra point. The score was set up by two big plays: a 26-yard rush by running back Branden Oliver, and a 24-yard reception from Rivers to wide receiver Keenan Allen that got the ball to the Dolphins' four-yard line.

The Chargers took a 10-3 lead into halftime, but Miami swiftly responded. Dolphins quarterback Jay Cutler found wide receiver Kenny Stills for a 29-yard touchdown on the seventh play of a 75-yard drive to open the second half.

The next Chargers drive resulted in Gates' historic touchdown to make the score 17-10 Los Angeles after another Koo extra point.

Miami responded with nine unanswered points, including a 54-yard field goal by Parkey with 1:10 remaining in the game to put the Dolphins up 19-17.

Allen finished the game with nine catches for 100 yards. Gordon was held to 13 yards on nine rushes, but chipped in with seven catches for 65 yards. After being shut out Monday night, tight end Hunter Henry caught seven passes for 80 yards.

Dolphins running back Jay Ajayi had 122 yards on 28 carries and wide receiver Jarvis Landry hauled in 13 receptions for 78 yards. Cutler finished the game 24-of-33 for 230 yards and a touchdown.

		1	2	3	4	OT	Total
VISITOR:	Miami Dolphins	3	0	10	6	0	19
HOME:	Los Angeles Chargers	0	10	7	0	0	17

Scoring Plays

Team	Qtr	Time	Play Description (Extra Point) (Drive Info)	Visitor	Home
Dolphins	1	7:07	C.Parkey 30 yd. Field Goal (13-70, 6:18)	3	0
Chargers	2	13:41	Y.Koo 41 yd. Field Goal (6-23, 2:36)	3	3
Chargers	2	5:01	M.Gordon 1 yd. run (Y.Koo kick) (7-70, 3:57)	3	10
Dolphins	3	12:07	K.Stills 29 yd. pass from J.Cutler (C.Parkey kick) (7-75, 2:53)	10	10
Chargers	3	8:18	A.Gates 7 yd. pass from P.Rivers (Y.Koo kick) (8-77, 3:49)	10	17
Dolphins	3	2:43	C.Parkey 28 yd. Field Goal (12-67, 5:35)	13	17
Dolphins	4	6:28	C.Parkey 35 yd. Field Goal (14-64, 7:05)	16	17
Dolphins	4	1:05	C.Parkey 54 yd. Field Goal (5-15, 1:57)	19	17

Paid Attendance: 25,381 Time: 2:54

Miami Dolphins vs Los Angeles Chargers
9/17/2017 at StubHub Center

Final Team Statistics

	Visitor Dolphins	Home Chargers
TOTAL FIRST DOWNS	21	24
By Rushing	6	3
By Passing	13	19
By Penalty	2	2
THIRD DOWN EFFICIENCY	5-13-38%	2-8-25%
FOURTH DOWN EFFICIENCY	0-1-0%	0-0-0%
TOTAL NET YARDS	336	367
Total Offensive Plays (inc. times thrown passing)	68	54
Average gain per offensive play	4.9	6.8
NET YARDS RUSHING	111	44
Total Rushing Plays	32	14
Average gain per rushing play	3.5	3.1
Tackles for a loss-number and yards	6-16	4-8
NET YARDS PASSING	225	323
Times thrown - yards lost attempting to pass	2-5	1-8
Gross yards passing	230	331
PASS ATTEMPTS-COMPLETIONS-HAD INTERCEPTED	34-24-0	39-31-0
Avg gain per pass play (inc.# thrown passing)	6.3	8.1
KICKOFFS Number-In End Zone-Touchbacks	6-3-2	4-3-1
PUNTS Number and Average	3-43.3	4-42.5
Had Blocked	0	0
FGs - PATs Had Blocked	0-0	0-0
Net Punting Average	29.0	37.3
TOTAL RETURN YARDAGE (Not Including Kickoffs)	21	23
No. and Yards Punt Returns	3-21	1-23
No. and Yards Kickoff Returns	3-71	4-66
No. and Yards Interception Returns	0-0	0-0
PENALTIES Number and Yards	5-23	6-56
FUMBLES Number and Lost	0-0	0-0
TOUCHDOWNS	1	2
Rushing	0	1
Passing	1	1
EXTRA POINTS Made-Attempts	1-1	2-2
Kicking Made-Attempts	1-1	2-2
FIELD GOALS Made-Attempts	4-4	1-3
RED ZONE EFFICIENCY	0-3-0%	2-3-67%
GOAL TO GO EFFICIENCY	0-2-0%	2-2-100%
SAFETIES	0	0
FINAL SCORE	19	17
TIME OF POSSESSION	33:22	26:38

Miami Dolphins vs Los Angeles Chargers
9/17/2017 at StubHub Center

Final Individual Statistics

Miami Dolphins

RUSHING	ATT	YDS	AVG	LG	TD
J.Ajayi	28	122	4.4	20	0
J.Cutler	2	-1	-0.5	0	0
K.Drake	1	-3	-3.0	-3	0
J.Landry	1	-7	-7.0	-7	0
Total	32	111	3.5	20	0

PASSING	ATT	CMP	YDS	SK/YD	TD	LG	IN	RT
J.Cutler	33	24	230	2/5	1	31	0	101.8
J.Landry	1	0	0	0/0	0	0	0	39.6
Total	34	24	230	2/5	1	31	0	98.9

PASS RECEIVING	TAR	REC	YDS	AVG	LG	TD
J.Landry	15	13	78	6.0	18	0
D.Parker	9	4	85	21.3	31	0
J.Thomas	3	3	26	8.7	11	0
K.Stills	5	2	37	18.5	**29**	1
J.Ajayi	2	2	4	2.0	3	0
Total	34	24	230	9.6	31	1

INTERCEPTIONS	NO	YDS	AVG	LG	TD
Total	0	0	0	0	0

PUNTING	NO	YDS	AVG	NET	TB	IN20	LG
M.Haack	3	130	43.3	29.0	1	0	58
Total	3	130	43.3	29.0	1	0	58

PUNT RETURNS	NO	YDS	AVG	FC	LG	TD
J.Grant	3	21	7.0	0	14	0
[DOWNED]	1	0	0.0	0	0	0
Total	3	21	7.0	0	14	0

KICKOFF RETURNS	NO	YDS	AVG	FC	LG	TD
K.Drake	3	71	23.7	0	34	0
[TOUCHBACK]	1	0	0.0	0	0	0
Total	3	71	23.7	0	34	0

Los Angeles Chargers

RUSHING	ATT	YDS	AVG	LG	TD
B.Oliver	3	31	10.3	26	0
M.Gordon	9	13	1.4	11	1
D.Watt	1	0	0.0	0	0
P.Rivers	1	0	0.0	0	0
Total	14	44	3.1	26	1

PASSING	ATT	CMP	YDS	SK/YD	TD	LG	IN	RT
P.Rivers	39	31	331	1/8	1	24	0	110.6
Total	39	31	331	1/8	1	24	0	110.6

PASS RECEIVING	TAR	REC	YDS	AVG	LG	TD
K.Allen	10	9	100	11.1	24	0
H.Henry	7	7	80	11.4	17	0
M.Gordon	8	7	65	9.3	16	0
Ty.Williams	4	4	54	13.5	23	0
A.Gates	4	2	11	5.5	**7**	1
T.Benjamin	3	1	11	11.0	11	0
S.McGrath	1	1	10	10.0	10	0
D.Inman	2	0	0	0.0	0	0
Total	39	31	331	10.7	24	1

INTERCEPTIONS	NO	YDS	AVG	LG	TD
Total	0	0	0	0	0

PUNTING	NO	YDS	AVG	NET	TB	IN20	LG
D.Kaser	4	170	42.5	37.3	0	3	58
Total	4	170	42.5	37.3	0	3	58

PUNT RETURNS	NO	YDS	AVG	FC	LG	TD
T.Benjamin	1	23	23.0	0	23	0
[OUT OF BOUNDS]	1	0	0.0	0	0	0
[TOUCHBACK]	1	0	0.0	0	0	0
Total	1	23	23.0	0	23	0

KICKOFF RETURNS	NO	YDS	AVG	FC	LG	TD
A.Ekeler	3	49	16.3	0	22	0
D.King	1	17	17.0	0	17	0
[TOUCHBACK]	2	0	0.0	0	0	0
Total	4	66	16.5	0	22	0

Miami Dolphins

FUMBLES	FUM	LOST	OWN-REC	YDS	TD	FORCED	OPP-REC	YDS	TD	OUT-BDS
Total	0	0	0	0	0	0	0	0	0	0

Los Angeles Chargers

FUMBLES	FUM	LOST	OWN-REC	YDS	TD	FORCED	OPP-REC	YDS	TD	OUT-BDS
Total	0	0	0	0	0	0	0	0	0	0

WEEK 3 RECAP - CHIEFS 24, CHARGERS 10

The Los Angeles Chargers lost to the Kansas City Chiefs 24-10 Sunday at StubHub Center, falling to 0-3 on the season.

Quarterback Philip Rivers threw three first-half interceptions, which led to 17 of Kansas City's 24 points. Chiefs rookie running back Kareem Hunt finished the game with 172 rushing yards on 17 carries (10.1 yards per carry) and a touchdown.

Rivers was intercepted on the game's first possession by Chiefs cornerback Terrance Mitchell at the Chargers' 43-yard line. Four plays later, Chiefs quarterback Alex Smith connected with speedy wide receiver Tyreek Hill on a 30-yard touchdown strike to make it 7-0 after a Cairo Santos extra point.

Los Angeles' second possession looked much like the first. Rivers threw his second interception in as many drives, this time to Pro Bowl cornerback Marcus Peters. Four plays later, Smith tossed a six-yard shovel pass to wide receiver Albert Wilson for a touchdown to make it 14-0 after another Santos extra point.

Down two scores, the Chargers responded with a nine-play, 89-yard drive capped off by an 11-yard touchdown run by running back Melvin Gordon. Los Angeles trailed 14-7 after the first quarter. Gordon rushed for 78 yards on 15 carries (5.2 yards per carry) in the first half.

Rivers threw his third interception early in the second quarter to Mitchell -- his second of the game. The Chiefs converted on a 34-yard Santos field goal to increase their lead to 17-7. A 29-yard field goal by Younghoe Koo cut the Chiefs' lead to 17-10 at the half. After a scoreless third quarter, Kansas City iced the game in the fourth quarter with a 69-yard touchdown rush by Hunt.

Defensive end Melvin Ingram led the Chargers with three sacks. Wide receiver Travis Benjamin caught five passes for 105 yards. Rivers finished the game 20-of-39 for 237 yards.

Sunday's win gave the Chiefs their 12th straight in the AFC West, and seventh straight over the Chargers.

In a moment of solidarity before the game, Chargers Owner and Chairman of the Board Dean Spanos locked arms with the players during the singing of the National Anthem. Read the entire statement on Chargers team unity.

		1	2	3	4	OT	Total
VISITOR:	Kansas City Chiefs	14	3	0	7	0	24
HOME:	Los Angeles Chargers	7	3	0	0	0	10

Scoring Plays

Team	Qtr	Time	Play Description (Extra Point) (Drive Info)	Visitor	Home
Chiefs	1	12:03	T.Hill 30 yd. pass from A.Smith (C.Santos kick) (4-43, 1:56)	7	0
Chiefs	1	5:33	A.Wilson 6 yd. pass from A.Smith (C.Santos kick) (4-34, 2:11)	14	0
Chargers	1	0:05	M.Gordon 11 yd. run (Y.Koo kick) (9-89, 5:28)	14	7
Chiefs	2	4:30	C.Santos 34 yd. Field Goal (9-37, 6:09)	17	7
Chargers	2	0:00	Y.Koo 29 yd. Field Goal (13-64, 4:30)	17	10
Chiefs	4	1:49	K.Hunt 69 yd. run (C.Santos kick) (4-80, 1:16)	24	10

Paid Attendance: 25,386 Time: 3:08

Kansas City Chiefs vs Los Angeles Chargers
9/24/2017 at StubHub Center

Final Team Statistics

	Visitor Chiefs	Home Chargers
TOTAL FIRST DOWNS	16	24
By Rushing	8	5
By Passing	7	13
By Penalty	1	6
THIRD DOWN EFFICIENCY	4-12-33%	5-13-38%
FOURTH DOWN EFFICIENCY	0-1-0%	0-0-0%
TOTAL NET YARDS	311	330
Total Offensive Plays (inc. times thrown passing)	51	68
Average gain per offensive play	6.1	4.9
NET YARDS RUSHING	189	104
Total Rushing Plays	25	26
Average gain per rushing play	7.6	4.0
Tackles for a loss-number and yards	3-7	5-9
NET YARDS PASSING	122	226
Times thrown - yards lost attempting to pass	5-33	2-11
Gross yards passing	155	237
PASS ATTEMPTS-COMPLETIONS-HAD INTERCEPTED	21-16-0	40-20-3
Avg gain per pass play (inc.# thrown passing)	4.7	5.4
KICKOFFS Number-In End Zone-Touchbacks	5-5-2	2-2-0
PUNTS Number and Average	5-49.8	5-50.0
Had Blocked	0	0
FGs - PATs Had Blocked	0-0	0-0
Net Punting Average	47.4	40.0
TOTAL RETURN YARDAGE (Not Including Kickoffs)	48	12
No. and Yards Punt Returns	2-10	3-12
No. and Yards Kickoff Returns	2-66	3-64
No. and Yards Interception Returns	3-38	0-0
PENALTIES Number and Yards	13-122	8-61
FUMBLES Number and Lost	2-0	0-0
TOUCHDOWNS	3	1
Rushing	1	1
Passing	2	0
EXTRA POINTS Made-Attempts	3-3	1-1
Kicking Made-Attempts	3-3	1-1
FIELD GOALS Made-Attempts	1-1	1-1
RED ZONE EFFICIENCY	1-2-50%	1-3-33%
GOAL TO GO EFFICIENCY	1-1-100%	0-1-0%
SAFETIES	0	0
FINAL SCORE	24	10
TIME OF POSSESSION	30:26	29:34

Kansas City Chiefs vs Los Angeles Chargers
9/24/2017 at StubHub Center

Final Individual Statistics

Kansas City Chiefs

RUSHING	ATT	YDS	AVG	LG	TD
K.Hunt	17	172	10.1	**69**	1
T.Hill	3	13	4.3	9	0
A.Smith	2	9	4.5	5	0
C.West	2	-1	-0.5	1	0
A.Wilson	1	-4	-4.0	-4	0
Total	25	189	7.6	69	1

PASSING	ATT	CMP	YDS	SK/YD	TD	LG	IN	RT
A.Smith	21	16	155	5/33	2	**30**	0	128.1
Total	21	16	155	5/33	2	30	0	128.1

PASS RECEIVING	TAR	REC	YDS	AVG	LG	TD
T.Hill	8	5	77	15.4	**30**	1
A.Wilson	4	3	18	6.0	11	1
C.West	2	2	14	7.0	11	0
D.Robinson	2	2	9	4.5	7	0
D.Thomas	1	1	14	14.0	14	0
A.Sherman	1	1	11	11.0	11	0
K.Hunt	1	1	11	11.0	11	0
T.Kelce	1	1	1	1.0	1	0
C.Conley	1	0	0	0.0	0	0
Total	21	16	155	9.7	30	2

INTERCEPTIONS	NO	YDS	AVG	LG	TD
T.Mitchell	2	0	0.0	0	0
M.Peters	1	38	38.0	38	0
Total	3	38	12.7	38	0

PUNTING	NO	YDS	AVG	NET	TB	IN20	LG
D.Colquitt	5	249	49.8	47.4	0	3	63
Total	5	249	49.8	47.4	0	3	63

PUNT RETURNS	NO	YDS	AVG	FC	LG	TD
T.Hill	2	10	5.0	0	9	0
[DOWNED]	1	0	0.0	0	0	0
[TOUCHBACK]	2	0	0.0	0	0	0
Total	2	10	5.0	0	9	0

KICKOFF RETURNS	NO	YDS	AVG	FC	LG	TD
A.Hunt	2	66	33.0	0	42	0
Total	2	66	33.0	0	42	0

Los Angeles Chargers

RUSHING	ATT	YDS	AVG	LG	TD
M.Gordon	17	79	4.6	14	1
B.Oliver	8	16	2.0	6	0
T.Benjamin	1	9	9.0	9	0
Total	26	104	4.0	14	1

PASSING	ATT	CMP	YDS	SK/YD	TD	LG	IN	RT
P.Rivers	40	20	237	2/11	0	44	3	37.2
Total	40	20	237	2/11	0	44	3	37.2

PASS RECEIVING	TAR	REC	YDS	AVG	LG	TD
T.Benjamin	8	5	105	21.0	44	0
K.Allen	9	5	61	12.2	17	0
B.Oliver	6	4	18	4.5	11	0
A.Gates	5	2	30	15.0	16	0
Ty.Williams	7	2	15	7.5	14	0
A.Ekeler	1	1	6	6.0	6	0
D.Inman	1	1	2	2.0	2	0
M.Gordon	2	0	0	0.0	0	0
Total	39	20	237	11.9	44	0

INTERCEPTIONS	NO	YDS	AVG	LG	TD
Total	0	0	0	0	0

PUNTING	NO	YDS	AVG	NET	TB	IN20	LG
D.Kaser	5	250	50.0	40.0	2	2	66
Total	5	250	50.0	40.0	2	2	66

PUNT RETURNS	NO	YDS	AVG	FC	LG	TD
T.Benjamin	3	12	4.0	2	9	0
Total	3	12	4.0	2	9	0

KICKOFF RETURNS	NO	YDS	AVG	FC	LG	TD
D.King	3	64	21.3	0	25	0
[TOUCHBACK]	2	0	0.0	0	0	0
Total	3	64	21.3	0	25	0

Kansas City Chiefs

FUMBLES	FUM	LOST	OWN-REC	YDS	TD	FORCED	OPP-REC	YDS	TD	OUT-BDS
C.West	1	0	1	0	0	0	0	0	0	0
Z.Fulton	1	0	0	0	0	0	0	0	0	0
A.Smith	0	0	1	0	0	0	0	0	0	0
Total	2	0	2	0	0	0	0	0	0	0

Los Angeles Chargers

FUMBLES	FUM	LOST	OWN-REC	YDS	TD	FORCED	OPP-REC	YDS	TD	OUT-BDS
C.Liuget	0	0	0	0	0	1	0	0	0	0
Total	0	0	0	0	0	1	0	0	0	0

WEEK 4 RECAP - EAGLES 26, CHARGERS 24

The Los Angeles Chargers fell to 0-4 on Sunday, losing to the Philadelphia Eagles 26-24 at StubHub Center.

Chargers quarterback Philip Rivers went 22-of-38 for 347 yards and two touchdowns, but Philadelphia rushed for 214 yards and possessed the ball for over 39 minutes. Their final drive chewed up the last 6:44 of the game.

On the first possession of the game, Eagles defensive end Chris Long strip-sacked Rivers and the ball was recovered by rookie defensive end Derek Barnett. Philadelphia capitalized with an eight-yard touchdown from quarterback Carson Wentz to wide receiver Alshon Jeffrey for the game's first score. A 45-yard Jake Elliott field goal on the Eagles' next possession made it 10-0 after the first quarter.

After another Elliott field goal, the Chargers offense connected on their biggest play of the season. Rivers found wide receiver Tyrell Williams for a 75-yard touchdown. Younghoe Koo's extra-point cut Philadelphia's lead to 13-7.

Late in the second quarter, Rivers and wide receiver Keenan Allen connected on a 49-yard reception — the team's second-longest play of 2017 — to set up a 28-yard Koo field goal that made the score 16-10 Eagles at the half.

With Philadelphia leading 19-10 in the fourth quarter, Chargers undrafted rookie running back Austin Ekeler rushed for a 35-yard touchdown that sliced the deficit to 19-17 after a Koo extra point.

The Eagles responded with a drive that included momentum-shifting 68-yard rush by LeGarrette Blount. Five plays later, Wendell Smallwood rushed for a two-yard touchdown.

Allen caught five balls for 138 yards. Williams finished the game with five catches for 115 yards and a touchdown. Chargers tight end Hunter Henry scored his first touchdown of the season.

		1	2	3	4	OT	Total
VISITOR:	Philadelphia Eagles	10	6	3	7	0	26
HOME:	Los Angeles Chargers	0	10	0	14	0	24

Scoring Plays

Team	Qtr	Time	Play Description (Extra Point) (Drive Info)	Visitor	Home
Eagles	1	8:00	A.Jeffery 8 yd. pass from C.Wentz (J.Elliott kick) (8-68, 4:44)	7	0
Eagles	1	0:05	J.Elliott 45 yd. Field Goal (11-65, 5:35)	10	0
Eagles	2	6:42	J.Elliott 40 yd. Field Goal (11-58, 5:15)	13	0
Chargers	2	6:32	Ty.Williams 75 yd. pass from P.Rivers (Y.Koo kick) (1-75, 0:10)	13	7
Eagles	2	4:08	J.Elliott 53 yd. Field Goal (8-40, 2:24)	16	7
Chargers	2	0:00	Y.Koo 28 yd. Field Goal (8-77, 0:56)	16	10
Eagles	3	0:55	J.Elliott 47 yd. Field Goal (13-60, 6:51)	19	10
Chargers	4	13:42	A.Ekeler 35 yd. run (Y.Koo kick) (7-75, 2:13)	19	17
Eagles	4	9:14	W.Smallwood 3 yd. run (J.Elliott kick) (7-75, 4:28)	26	17
Chargers	4	6:44	H.Henry 4 yd. pass from P.Rivers (Y.Koo kick) (8-75, 2:30)	26	24

Paid Attendance: 25,374 — Time: 2:46

Philadelphia Eagles vs Los Angeles Chargers
10/1/2017 at StubHub Center

Final Team Statistics

	Visitor Eagles	Home Chargers
TOTAL FIRST DOWNS	26	18
By Rushing	12	3
By Passing	11	12
By Penalty	3	3
THIRD DOWN EFFICIENCY	9-16-56%	5-10-50%
FOURTH DOWN EFFICIENCY	1-1-100%	0-0-0%
TOTAL NET YARDS	454	400
Total Offensive Plays (inc. times thrown passing)	74	53
Average gain per offensive play	6.1	7.5
NET YARDS RUSHING	214	58
Total Rushing Plays	42	13
Average gain per rushing play	5.1	4.5
Tackles for a loss-number and yards	4-13	4-13
NET YARDS PASSING	240	342
Times thrown - yards lost attempting to pass	1-2	2-5
Gross yards passing	242	347
PASS ATTEMPTS-COMPLETIONS-HAD INTERCEPTED	31-17-0	38-22-0
Avg gain per pass play (inc.# thrown passing)	7.5	8.6
KICKOFFS Number-In End Zone-Touchbacks	7-7-7	4-4-4
PUNTS Number and Average	2-47.5	4-47.8
Had Blocked	0	0
FGs - PATs Had Blocked	0-0	0-0
Net Punting Average	46.0	39.0
TOTAL RETURN YARDAGE (Not Including Kickoffs)	15	3
No. and Yards Punt Returns	3-15	2-3
No. and Yards Kickoff Returns	0-0	0-0
No. and Yards Interception Returns	0-0	0-0
PENALTIES Number and Yards	9-58	9-39
FUMBLES Number and Lost	1-0	2-1
TOUCHDOWNS	2	3
Rushing	1	1
Passing	1	2
EXTRA POINTS Made-Attempts	2-2	3-3
Kicking Made-Attempts	2-2	3-3
FIELD GOALS Made-Attempts	4-4	1-1
RED ZONE EFFICIENCY	2-4-50%	1-2-50%
GOAL TO GO EFFICIENCY	2-2-100%	1-1-100%
SAFETIES	0	0
FINAL SCORE	26	24
TIME OF POSSESSION	39:18	20:42

Philadelphia Eagles vs Los Angeles Chargers
10/1/2017 at StubHub Center

Final Individual Statistics

Philadelphia Eagles

RUSHING	ATT	YDS	AVG	LG	TD
L.Blount	16	136	8.5	68	0
W.Smallwood	10	34	3.4	11	1
C.Clement	10	30	3.0	10	0
C.Wentz	6	14	2.3	12	0
Total	42	214	5.1	68	1

PASSING	ATT	CMP	YDS	SK/YD	TD	LG	IN	RT
C.Wentz	31	17	242	1/2	1	38	0	91.1
Total	31	17	242	1/2	1	38	0	91.1

PASS RECEIVING	TAR	REC	YDS	AVG	LG	TD
Z.Ertz	8	5	81	16.2	38	0
W.Smallwood	6	4	45	11.3	24	0
N.Agholor	4	3	58	19.3	36	0
A.Jeffery	6	3	29	9.7	13	1
L.Blount	1	1	20	20.0	20	0
T.Smith	3	1	9	9.0	9	0
B.Celek	1	0	0	0.0	0	0
M.Johnson	1	0	0	0.0	0	0
Total	30	17	242	14.2	38	1

INTERCEPTIONS	NO	YDS	AVG	LG	TD
Total	0	0	0	0	0

PUNTING	NO	YDS	AVG	NET	TB	IN20	LG
D.Jones	2	95	47.5	46.0	0	2	54
Total	2	95	47.5	46.0	0	2	54

PUNT RETURNS	NO	YDS	AVG	FC	LG	TD
K.Barner	3	15	5.0	0	13	0
[TOUCHBACK]	1	0	0.0	0	0	0
Total	3	15	5.0	0	13	0

KICKOFF RETURNS	NO	YDS	AVG	FC	LG	TD
[TOUCHBACK]	4	0	0.0	0	0	0
Total	0	0	0.0	0	0	0

Los Angeles Chargers

RUSHING	ATT	YDS	AVG	LG	TD
A.Ekeler	1	35	35.0	**35**	1
M.Gordon	10	22	2.2	12	0
B.Oliver	2	1	0.5	6	0
Total	13	58	4.5	35	1

PASSING	ATT	CMP	YDS	SK/YD	TD	LG	IN	RT
P.Rivers	38	22	347	2/5	2	**75**	0	105.9
Total	38	22	347	2/5	2	75	0	105.9

PASS RECEIVING	TAR	REC	YDS	AVG	LG	TD
K.Allen	11	5	138	27.6	50	0
Ty.Williams	6	5	115	23.0	**75**	1
A.Gates	5	3	18	6.0	9	0
A.Ekeler	2	2	23	11.5	12	0
T.Benjamin	5	2	21	10.5	19	0
H.Henry	3	2	16	8.0	12	1
M.Gordon	3	1	7	7.0	7	0
D.Inman	1	1	7	7.0	7	0
B.Oliver	1	1	2	2.0	2	0
Total	37	22	347	15.8	75	2

INTERCEPTIONS	NO	YDS	AVG	LG	TD
Total	0	0	0	0	0

PUNTING	NO	YDS	AVG	NET	TB	IN20	LG
D.Kaser	4	191	47.8	39.0	1	2	53
Total	4	191	47.8	39.0	1	2	53

PUNT RETURNS	NO	YDS	AVG	FC	LG	TD
T.Benjamin	2	3	1.5	0	3	0
Total	2	3	1.5	0	3	0

KICKOFF RETURNS	NO	YDS	AVG	FC	LG	TD
[TOUCHBACK]	7	0	0.0	0	0	0
Total	0	0	0.0	0	0	0

Philadelphia Eagles

FUMBLES	FUM	LOST	OWN-REC	YDS	TD	FORCED	OPP-REC	YDS	TD	OUT-BDS
C.Wentz	1	0	1	-3	0	0	0	0	0	0
C.Long	0	0	0	0	0	1	0	0	0	0
D.Barnett	0	0	0	0	0	0	1	0	0	0
Total	1	0	1	-3	0	1	1	0	0	0

Los Angeles Chargers

FUMBLES	FUM	LOST	OWN-REC	YDS	TD	FORCED	OPP-REC	YDS	TD	OUT-BDS
T.Benjamin	1	0	1	0	0	0	0	0	0	0
P.Rivers	1	1	0	0	0	0	0	0	0	0
Total	2	1	1	0	0	0	0	0	0	0

WEEK 5 RECAP - CHARGERS 27, GIANTS 22

The Los Angeles Chargers weren't seeking style points on Sunday.

In a game that included a combined 14 punts and 21 penalties, running back Melvin Gordon rose above the ugliness with 163 total yards from scrimmage and two touchdowns in a 27-22 victory over the New York Giants at MetLife Stadium — the Bolts' first win of the season.

The game's turning point occurred with four minutes remaining in the fourth quarter when defensive end Melvin Ingram sacked Giants quarterback Eli Manning, who fumbled. Ingram recovered the football at the Giants' 11-yard line and three plays later, quarterback Philip Rivers found Gordon for a ten-yard touchdown reception, which ended up being the game-winning score.

It was a game plagued with penalties, unforced errors and missed connections. On a third-and-seven in the first quarter, miscommunication lead to a botched snap by center Spencer Pulley that Rivers batted out of the end zone for a safety to make it 2-0 Giants. Chargers opponents have now scored first in every game this season.

Later in the first quarter, Orleans Darkwa dashed 23 yards for a touchdown — the first rushing score from a Giants running back this season. New York led 9-0 after the opening quarter.

The Chargers answered with a six-yard touchdown reception from Rivers to running back Gordon that cut the lead to 9-7 after the newly acquired Nick Novak connected on the extra point. Novak added a 20-yard field goal to give Los Angeles the lead at halftime.

With Giants wide receivers Sterling Shepard and Brandon Marshall out of the game with injuries, Eli Manning found Roger Lewis on New York's next possession for a 29-yard touchdown catch to regain the lead.

Rivers responded on the next Chargers' possession by connecting with tight end Hunter Henry for a 25-yard touchdown. Los Angeles took a 17-16 lead into the fourth quarter after the 12-play, 90-yard drive.

The back-and-forth continued as Manning hooked up with Odell Beckham Jr. for a 48-yard touchdown strike on the third play of the fourth quarter. The failed two-point conversion put New York up 22-17 before the Chargers scored the last ten points of the game.

Chargers defensive end Joey Bosa registered two sacks, both in the first quarter. Bosa now has 4.5 sacks on the season. Ingram also notched two sacks. Tre Boston intercepted Manning late in the fourth quarter to seal the victory.

		1	2	3	4	OT	Total
VISITOR:	Los Angeles Chargers	0	10	7	10	0	27
HOME:	New York Giants	9	0	7	6	0	22

Scoring Plays

Team	Qtr	Time	Play Description (Extra Point) (Drive Info)	Visitor	Home
Giants	1	8:53	S.Pulley fumble out of bounds in end zone for a Safety	0	2
Giants	1	2:16	O.Darkwa 23 yd. run (A.Rosas kick) (5-64, 2:19)	0	9
Chargers	2	13:01	M.Gordon 6 yd. pass from P.Rivers (N.Novak kick) (8-77, 4:15)	7	9
Chargers	2	0:06	N.Novak 20 yd. Field Goal (12-49, 2:36)	10	9
Giants	3	6:46	R.Lewis 29 yd. pass from E.Manning (A.Rosas kick) (9-80, 4:10)	10	16
Chargers	3	0:40	H.Henry 25 yd. pass from P.Rivers (N.Novak kick) (12-92, 6:06)	17	16
Giants	4	13:31	O.Beckham 48 yd. pass from E.Manning (pass failed) (5-75, 2:09)	17	22
Chargers	4	4:50	N.Novak 31 yd. Field Goal (11-48, 4:15)	20	22
Chargers	4	2:58	M.Gordon 10 yd. pass from P.Rivers (N.Novak kick) (3-11, 0:48)	27	22

Los Angeles Chargers vs New York Giants
10/8/2017 at MetLife Stadium

Final Team Statistics

	Visitor Chargers	Home Giants
TOTAL FIRST DOWNS	21	18
By Rushing	7	9
By Passing	12	8
By Penalty	2	1
THIRD DOWN EFFICIENCY	8-18-44%	5-15-33%
FOURTH DOWN EFFICIENCY	0-0-0%	0-1-0%
TOTAL NET YARDS	382	335
Total Offensive Plays (inc. times thrown passing)	73	66
Average gain per offensive play	5.2	5.1
NET YARDS RUSHING	124	152
Total Rushing Plays	29	25
Average gain per rushing play	4.3	6.1
Tackles for a loss-number and yards	2-3	2-4
NET YARDS PASSING	258	183
Times thrown - yards lost attempting to pass	0-0	5-42
Gross yards passing	258	225
PASS ATTEMPTS-COMPLETIONS-HAD INTERCEPTED	44-21-1	36-21-1
Avg gain per pass play (inc.# thrown passing)	5.9	4.5
KICKOFFS Number-In End Zone-Touchbacks	7-4-1	4-2-2
PUNTS Number and Average	6-55.5	8-44.1
Had Blocked	0	0
FGs - PATs Had Blocked	0-0	0-0
Net Punting Average	45.8	37.3
TOTAL RETURN YARDAGE (Not Including Kickoffs)	50	38
No. and Yards Punt Returns	3-35	3-38
No. and Yards Kickoff Returns	2-37	6-124
No. and Yards Interception Returns	1-15	1-0
PENALTIES Number and Yards	11-87	10-67
FUMBLES Number and Lost	2-0	2-1
TOUCHDOWNS	3	3
Rushing	0	1
Passing	3	2
EXTRA POINTS Made-Attempts	3-3	2-3
Kicking Made-Attempts	3-3	2-2
Passing Made-Attempts	0-0	0-1
FIELD GOALS Made-Attempts	2-2	0-0
RED ZONE EFFICIENCY	2-5-40%	0-0-0%
GOAL TO GO EFFICIENCY	1-3-33%	0-0-0%
SAFETIES	0	1
FINAL SCORE	27	22
TIME OF POSSESSION	31:45	28:15

Los Angeles Chargers vs New York Giants
10/8/2017 at MetLife Stadium

Final Individual Statistics

Los Angeles Chargers

RUSHING	ATT	YDS	AVG	LG	TD
M.Gordon	20	105	5.3	16	0
T.Benjamin	1	14	14.0	14	0
P.Rivers	4	5	1.3	8	0
A.Ekeler	4	0	0.0	2	0
Total	29	124	4.3	16	0

PASSING	ATT	CMP	YDS	SK/YD	TD	LG	IN	RT
P.Rivers	44	21	258	0/0	3	**25**	1	79.5
Total	44	21	258	0/0	3	25	1	79.5

PASS RECEIVING	TAR	REC	YDS	AVG	LG	TD
M.Gordon	8	6	58	9.7	22	2
K.Allen	12	4	67	16.8	18	0
H.Henry	8	3	42	14.0	**25**	1
A.Ekeler	6	3	28	9.3	14	0
A.Gates	3	2	23	11.5	12	0
T.Benjamin	3	2	18	9.0	12	0
Ty.Williams	2	1	22	22.0	22	0
Total	42	21	258	12.3	25	3

INTERCEPTIONS	NO	YDS	AVG	LG	TD
T.Boston	1	15	15.0	15	0
Total	1	15	15.0	15	0

PUNTING	NO	YDS	AVG	NET	TB	IN20	LG
D.Kaser	6	333	55.5	45.8	1	1	68
Total	6	333	55.5	45.8	1	1	68

PUNT RETURNS	NO	YDS	AVG	FC	LG	TD
T.Benjamin	3	35	11.7	2	19	0
[DOWNED]	2	0	0.0	0	0	0
[TOUCHBACK]	1	0	0.0	0	0	0
Total	3	35	11.7	2	19	0

KICKOFF RETURNS	NO	YDS	AVG	FC	LG	TD
D.King	2	37	18.5	0	22	0
[TOUCHBACK]	2	0	0.0	0	0	0
Total	2	37	18.5	0	22	0

New York Giants

RUSHING	ATT	YDS	AVG	LG	TD
O.Darkwa	8	69	8.6	**23**	1
W.Gallman	11	57	5.2	15	0
S.Vereen	5	18	3.6	5	0
O.Beckham	1	8	8.0	8	0
Total	25	152	6.1	23	1

PASSING	ATT	CMP	YDS	SK/YD	TD	LG	IN	RT
E.Manning	36	21	225	5/42	2	**48**	1	83.7
Total	36	21	225	5/42	2	48	1	83.7

PASS RECEIVING	TAR	REC	YDS	AVG	LG	TD
O.Beckham	8	5	97	19.4	**48**	1
W.Gallman	5	5	25	5.0	8	0
S.Vereen	5	4	27	6.8	10	0
B.Marshall	3	2	15	7.5	12	0
R.Lewis	2	1	29	29.0	**29**	1
J.Adams	1	1	11	11.0	11	0
R.Ellison	2	1	9	9.0	9	0
S.Shepard	2	1	9	9.0	9	0
O.Darkwa	4	1	3	3.0	3	0
E.Engram	4	0	0	0.0	0	0
Total	36	21	225	10.7	48	2

INTERCEPTIONS	NO	YDS	AVG	LG	TD
D.Thompson	1	0	0.0	0	0
Total	1	0	0.0	0	0

PUNTING	NO	YDS	AVG	NET	TB	IN20	LG
B.Wing	8	353	44.1	37.3	1	4	55
Total	8	353	44.1	37.3	1	4	55

PUNT RETURNS	NO	YDS	AVG	FC	LG	TD
D.Harris	3	38	12.7	1	17	0
[OUT OF BOUNDS]	1	0	0.0	0	0	0
[TOUCHBACK]	1	0	0.0	0	0	0
Total	3	38	12.7	1	17	0

KICKOFF RETURNS	NO	YDS	AVG	FC	LG	TD
D.Harris	4	84	21.0	0	30	0
O.Beckham	1	20	20.0	0	20	0
S.Vereen	1	20	20.0	0	20	0
[TOUCHBACK]	1	0	0.0	0	0	0
Total	6	124	20.7	0	30	0

Los Angeles Chargers

FUMBLES	FUM	LOST	OWN-REC	YDS	TD	FORCED	OPP-REC	YDS	TD	OUT-BDS
P.Rivers	1	0	0	0	0	0	0	0	0	1
S.Pulley	1	0	0	-7	0	0	0	0	0	1
M.Ingram	0	0	0	0	0	1	1	0	0	0
J.Bosa	0	0	0	0	0	1	0	0	0	0
Total	2	0	0	-7	0	2	1	0	0	2

WEEK 6 RECAP - CHARGERS 17, RAIDERS 16

In a flash, the Chargers have found themselves back in the AFC West conversation.

Running back Melvin Gordon had 150 total yards from scrimmage, a career-high nine receptions and two total touchdowns, and Nick Novak kicked the game-winning, 32-yard field goal to beat the Raiders 17-16 Sunday at the Oakland Coliseum.

Chargers quarterback Philip Rivers finished the game 25-of-36 for 268 yards, one touchdown and no turnovers. Tight end Hunter Henry caught five balls for 90 yards.

Raiders quarterback Derek Carr's first pass attempt of the game was picked off by Chargers cornerback Trevor Williams. Los Angeles failed to capitalize on the turnover though, as Novak missed a 48-yard field goal.

Oakland turned its second possession of the game into an 11-play, 62-yard drive that ended with a 23-yard touchdown reception from Carr to wide receiver Michael Crabtree. The Raiders took a 7-0 lead into the second quarter.

After defensive end Joey Bosa's fifth sack of the season forced an Oakland punt, the Chargers offense used 14 plays to get down to the Raiders' half-yard line. On fourth down, Gordon's one-yard touchdown run tied the game at 7-7 after a Novak extra point. Oakland -- aided by a 39-yard kickoff return by Cordarrelle Patterson -- took a 10-7 lead into halftime with a 44-yard field goal by kicker Giorgio Tavecchio.

Chargers linebacker Hayes Pullard intercepted Carr on the opening drive of the third quarter, but the offense again was unable to take advantage with points.

After stopping the Raiders on downs to open the fourth quarter, the Chargers offense took over at their own 41-yard line. Rookie wide receiver Mike Williams -- making his NFL debut -- caught a 15-yard pass from Rivers on a pivotal 3rd and 6 to move the chains. Five plays later, Gordon caught a six-yard touchdown pass from Rivers to give the Chargers their first lead of the game.

But Patterson's speed struck again on the next Raiders possession, as he dashed for a 47-yard touchdown run to give the Raiders a 16-14 lead after an extra-point miss by Tavecchio -- a miss that would eventually come back to haunt Oakland.

VISITOR:	Los Angeles Chargers	0	7	0	10	0	17
HOME:	Oakland Raiders	7	3	0	6	0	16

Scoring Plays

Team	Qtr	Time	Play Description (Extra Point) (Drive Info)	Visitor	Home
Raiders	1	5:04	M.Crabtree 23 yd. pass from D.Carr (G.Tavecchio kick) (11-62, 6:05)	0	7
Chargers	2	1:44	M.Gordon 1 yd. run (N.Novak kick) (15-82, 6:41)	7	7
Raiders	2	0:00	G.Tavecchio 44 yd. Field Goal (7-34, 1:44)	7	10
Chargers	4	10:19	M.Gordon 6 yd. pass from P.Rivers (N.Novak kick) (10-59, 4:38)	14	10
Raiders	4	7:51	C.Patterson 47 yd. run (kick failed, wl) (4-65, 2:28)	14	16
Chargers	4	0:00	N.Novak 32 yd. Field Goal (11-78, 4:09)	17	16

Paid Attendance: 54,685 Time: 2:50

Los Angeles Chargers vs Oakland Raiders
10/15/2017 at Oakland-Alameda County Coliseum

Final Team Statistics

	Visitor Chargers	Home Raiders
TOTAL FIRST DOWNS	20	15
By Rushing	5	6
By Passing	15	7
By Penalty	0	2
THIRD DOWN EFFICIENCY	6-14-43%	6-12-50%
FOURTH DOWN EFFICIENCY	1-2-50%	0-1-0%
TOTAL NET YARDS	343	274
Total Offensive Plays (inc. times thrown passing)	65	53
Average gain per offensive play	5.3	5.2
NET YARDS RUSHING	80	109
Total Rushing Plays	28	22
Average gain per rushing play	2.9	5.0
Tackles for a loss-number and yards	1-2	3-11
NET YARDS PASSING	263	165
Times thrown - yards lost attempting to pass	1-5	1-6
Gross yards passing	268	171
PASS ATTEMPTS-COMPLETIONS-HAD INTERCEPTED	36-25-0	30-21-2
Avg gain per pass play (inc.# thrown passing)	7.1	5.3
KICKOFFS Number-In End Zone-Touchbacks	3-0-0	3-2-2
PUNTS Number and Average	4-55.8	4-56.5
Had Blocked	0	0
FGs - PATs Had Blocked	0-0	0-0
Net Punting Average	46.3	55.0
TOTAL RETURN YARDAGE (Not Including Kickoffs)	28	18
No. and Yards Punt Returns	2-6	3-18
No. and Yards Kickoff Returns	1-20	3-68
No. and Yards Interception Returns	2-22	0-0
PENALTIES Number and Yards	4-32	5-40
FUMBLES Number and Lost	1-1	3-0
TOUCHDOWNS	2	2
Rushing	1	1
Passing	1	1
EXTRA POINTS Made-Attempts	2-2	1-2
Kicking Made-Attempts	2-2	1-2
FIELD GOALS Made-Attempts	1-2	1-1
RED ZONE EFFICIENCY	2-3-67%	0-1-0%
GOAL TO GO EFFICIENCY	2-3-67%	0-0-0%
SAFETIES	0	0
FINAL SCORE	17	16
TIME OF POSSESSION	32:03	27:57

Los Angeles Chargers vs Oakland Raiders
10/15/2017 at Oakland-Alameda County Coliseum

Final Individual Statistics

Los Angeles Chargers

RUSHING	ATT	YDS	AVG	LG	TD
M.Gordon	25	83	3.3	18	1
A.Ekeler	1	1	1.0	1	0
P.Rivers	2	-4	-2.0	-2	0
Total	28	80	2.9	18	1

PASSING	ATT	CMP	YDS	SK/YD	TD	LG	IN	RT
P.Rivers	36	25	268	1/5	1	34	0	100.2
Total	36	25	268	1/5	1	34	0	100.2

PASS RECEIVING	TAR	REC	YDS	AVG	LG	TD
M.Gordon	12	9	67	7.4	14	1
H.Henry	7	5	90	18.0	34	0
K.Allen	9	5	45	9.0	28	0
Ty.Williams	3	3	27	9.0	14	0
A.Gates	1	1	16	16.0	16	0
M.Williams	1	1	15	15.0	15	0
A.Ekeler	2	1	8	8.0	8	0
T.Benjamin	1	0	0	0.0	0	0
Total	36	25	268	10.7	34	1

INTERCEPTIONS	NO	YDS	AVG	LG	TD
Tr.Williams	1	21	21.0	21	0
H.Pullard	1	1	1.0	1	0
Total	2	22	11.0	21	0

PUNTING	NO	YDS	AVG	NET	TB	IN20	LG
D.Kaser	4	223	55.8	46.3	1	0	62
Total	4	223	55.8	46.3	1	0	62

PUNT RETURNS	NO	YDS	AVG	FC	LG	TD
T.Benjamin	2	6	3.0	1	6	0
[DOWNED]	1	0	0.0	0	0	0
Total	2	6	3.0	1	6	0

KICKOFF RETURNS	NO	YDS	AVG	FC	LG	TD
D.King	1	20	20.0	0	20	0
[TOUCHBACK]	2	0	0.0	0	0	0
Total	1	20	20.0	0	20	0

Oakland Raiders

RUSHING	ATT	YDS	AVG	LG	TD
M.Lynch	13	63	4.8	15	0
C.Patterson	3	55	18.3	**47**	1
D.Carr	1	0	0.0	0	0
J.Richard	2	-1	-0.5	2	0
D.Washington	3	-8	-2.7	0	0
Total	22	109	5.0	47	1

PASSING	ATT	CMP	YDS	SK/YD	TD	LG	IN	RT
D.Carr	30	21	171	1/6	1	**23**	2	67.5
Total	30	21	171	1/6	1	23	2	67.5

PASS RECEIVING	TAR	REC	YDS	AVG	LG	TD
M.Crabtree	10	6	52	8.7	**23**	1
A.Cooper	6	5	28	5.6	8	0
S.Roberts	3	3	35	11.7	15	0
J.Richard	4	3	27	9.0	11	0
J.Cook	3	2	14	7.0	7	0
D.Washington	1	1	10	10.0	10	0
C.Patterson	1	1	5	5.0	4	0
M.Lynch	2	0	0	0.0	0	0
Total	30	21	171	8.1	23	1

INTERCEPTIONS	NO	YDS	AVG	LG	TD
Total	0	0	0	0	0

PUNTING	NO	YDS	AVG	NET	TB	IN20	LG
M.King	4	226	56.5	55.0	0	4	59
Total	4	226	56.5	55.0	0	4	59

PUNT RETURNS	NO	YDS	AVG	FC	LG	TD
J.Richard	3	18	6.0	0	13	0
[TOUCHBACK]	1	0	0.0	0	0	0
Total	3	18	6.0	0	13	0

KICKOFF RETURNS	NO	YDS	AVG	FC	LG	TD
J.Richard	2	29	14.5	0	16	0
C.Patterson	1	39	39.0	0	39	0
Total	3	68	22.7	0	39	0

Los Angeles Chargers

FUMBLES	FUM	LOST	OWN-REC	YDS	TD	FORCED	OPP-REC	YDS	TD	OUT-BDS
Ty.Williams	1	1	0	0	0	0	0	0	0	0
J.Bosa	0	0	0	0	0	1	0	0	0	0
Total	1	1	0	0	0	1	0	0	0	0

Oakland Raiders

FUMBLES	FUM	LOST	OWN-REC	YDS	TD	FORCED	OPP-REC	YDS	TD	OUT-BDS
D.Carr	1	0	1	0	0	0	0	0	0	0
J.Richard	1	0	1	0	0	0	0	0	0	0
R.Hudson	1	0	1	-7	0	0	0	0	0	0
D.McDonald	0	0	0	0	0	1	0	0	0	0
D.Amerson	0	0	0	0	0	0	1	0	0	0
Total	3	0	3	-7	0	1	1	0	0	0

WEEK 7 RECAP - CHARGERS 21, BRONCOS 0

The Chargers -- led by a punishing defensive performance and two electrifying plays from wide receiver Travis Benjamin -- shut out the Denver Broncos 21-0 Sunday at StubHub Center for their third straight win and first in Los Angeles since 1960.

Denver quarterback Trevor Siemian -- pressured by powder blue jerseys all afternoon -- was sacked five times and the Broncos committed three turnovers while generating only 251 yards of total offense. And while Los Angeles' offense could muster just 242 yards of its own against Denver's dominating defense, its other two phases answered the bell.

On the third play of the game, Chargers safety Adrian Phillips stripped Broncos wide receiver A.J. Derby of the football, which was recovered by linebacker Jatavis Brown. Los Angeles took over at Denver's 45-yard line, but eventually turned the ball over on downs after Melvin Gordon was stopped on four straight runs from the one-yard line.

After forcing a punt on Denver's next possession, Los Angeles used its special teams to score first in a game for the first time this season. Benjamin showed off his speed on a 65-yard return for a touchdown to make the score 7-0 after a Nick Novak extra point.

Running back Austin Ekeler caught a one-yard touchdown pass from quarterback Philip Rivers in the second quarter to put the Chargers up 14-0 at halftime. Los Angeles put the game on ice in the fourth quarter when Rivers connected with Benjamin for a 42-yard touchdown reception to put the Chargers up three scores.

Defensive ends Joey Bosa and Chris McCain had two sacks each. Rivers finished the game 15-of-26 for 183 yards and two touchdowns. Tight end Hunter Henry caught four passes for 73 yards.

		1	2	3	4	OT	Total
VISITOR:	Denver Broncos	0	0	0	0	0	0
HOME:	Los Angeles Chargers	7	7	0	7	0	21

Scoring Plays

Team	Qtr	Time	Play Description (Extra Point) (Drive Info)	Visitor	Home
Chargers	1	7:27	T.Benjamin 65 yd. punt return (N.Novak kick)	0	7
Chargers	2	7:07	A.Ekeler 1 yd. pass from P.Rivers (N.Novak kick) (9-65, 5:55)	0	14
Chargers	4	5:42	T.Benjamin 42 yd. pass from P.Rivers (N.Novak kick) (10-92, 6:53)	0	21

Paid Attendance: 25,388 Time: 2:53

Denver Broncos vs Los Angeles Chargers
10/22/2017 at StubHub Center

Final Team Statistics

	Visitor Broncos	Home Chargers
TOTAL FIRST DOWNS	12	14
By Rushing	3	2
By Passing	8	8
By Penalty	1	4
THIRD DOWN EFFICIENCY	3-14-21%	3-12-25%
FOURTH DOWN EFFICIENCY	0-2-0%	0-1-0%
TOTAL NET YARDS	251	242
Total Offensive Plays (inc. times thrown passing)	59	55
Average gain per offensive play	4.3	4.4
NET YARDS RUSHING	69	80
Total Rushing Plays	19	26
Average gain per rushing play	3.6	3.1
Tackles for a loss-number and yards	2-4	2-4
NET YARDS PASSING	182	162
Times thrown - yards lost attempting to pass	5-25	3-21
Gross yards passing	207	183
PASS ATTEMPTS-COMPLETIONS-HAD INTERCEPTED	35-25-1	26-15-0
Avg gain per pass play (inc.# thrown passing)	4.6	5.6
KICKOFFS Number-In End Zone-Touchbacks	1-1-1	4-4-1
PUNTS Number and Average	8-43.6	8-51.6
Had Blocked	0	0
FGs - PATs Had Blocked	0-0	0-0
Net Punting Average	32.6	44.8
TOTAL RETURN YARDAGE (Not Including Kickoffs)	55	86
No. and Yards Punt Returns	5-55	3-88
No. and Yards Kickoff Returns	3-93	0-0
No. and Yards Interception Returns	0-0	1--2
PENALTIES Number and Yards	10-68	9-81
FUMBLES Number and Lost	3-2	0-0
TOUCHDOWNS	0	3
Rushing	0	0
Passing	0	2
Punt Returns	0	1
EXTRA POINTS Made-Attempts	0-0	3-3
Kicking Made-Attempts	0-0	3-3
FIELD GOALS Made-Attempts	0-0	0-0
RED ZONE EFFICIENCY	0-1-0%	1-2-50%
GOAL TO GO EFFICIENCY	0-0-0%	1-2-50%
SAFETIES	0	0
FINAL SCORE	0	21
TIME OF POSSESSION	31:04	28:56

Denver Broncos vs Los Angeles Chargers
10/22/2017 at StubHub Center

Final Individual Statistics

Denver Broncos

RUSHING	ATT	YDS	AVG	LG	TD
C.Anderson	10	44	4.4	11	0
T.Siemian	2	14	7.0	8	0
D.Booker	2	6	3.0	6	0
A.Janovich	1	3	3.0	3	0
J.Charles	4	2	0.5	3	0
Total	19	69	3.6	11	0

PASSING	ATT	CMP	YDS	SK/YD	TD	LG	IN	RT
T.Siemian	35	25	207	5/25	0	23	1	74.3
Total	35	25	207	5/25	0	23	1	74.3

PASS RECEIVING	TAR	REC	YDS	AVG	LG	TD
A.Derby	7	6	66	11.0	23	0
B.Fowler	5	5	45	9.0	13	0
J.Charles	4	4	20	5.0	9	0
D.Booker	4	3	22	7.3	15	0
A.Janovich	2	2	14	7.0	10	0
D. Thomas	6	2	9	4.5	13	0
C.Anderson	2	1	17	17.0	17	0
J.Taylor	2	1	7	7.0	7	0
V.Green	2	1	7	7.0	7	0
H.Sharp	1	0	0	0.0	0	0
Total	35	25	207	8.3	23	0

INTERCEPTIONS	NO	YDS	AVG	LG	TD
Total	0	0	0	0	0

PUNTING	NO	YDS	AVG	NET	TB	IN20	LG
R.Dixon	8	349	43.6	32.6	0	2	46
Total	8	349	43.6	32.6	0	2	46

PUNT RETURNS	NO	YDS	AVG	FC	LG	TD
H.Sharp	5	55	11.0	1	16	0
[DOWNED]	1	0	0.0	0	0	0
[OUT OF BOUNDS]	1	0	0.0	0	0	0
Total	5	55	11.0	1	16	0

KICKOFF RETURNS	NO	YDS	AVG	FC	LG	TD
B.Langley	3	93	31.0	0	61	0
[TOUCHBACK]	1	0	0.0	0	0	0
Total	3	93	31.0	0	61	0

Los Angeles Chargers

RUSHING	ATT	YDS	AVG	LG	TD
M.Gordon	18	38	2.1	21	0
A.Ekeler	7	38	5.4	11	0
T.Benjamin	1	4	4.0	4	0
Total	26	80	3.1	21	0

PASSING	ATT	CMP	YDS	SK/YD	TD	LG	IN	RT
P.Rivers	26	15	183	3/21	2	**42**	0	105.1
Total	26	15	183	3/21	2	42	0	105.1

PASS RECEIVING	TAR	REC	YDS	AVG	LG	TD
H.Henry	5	4	73	18.3	34	0
A.Ekeler	4	4	6	1.5	3	1
K.Allen	7	3	41	13.7	19	0
T.Benjamin	1	1	42	42.0	**42**	1
Ty.Williams	1	1	11	11.0	11	0
M.Gordon	4	1	6	6.0	6	0
A.Gates	1	1	4	4.0	4	0
M.Williams	2	0	0	0.0	0	0
Total	25	15	183	12.2	42	2

INTERCEPTIONS	NO	YDS	AVG	LG	TD
C.Hayward	1	-2	-2.0	-2	0
Total	1	-2	-2.0	-2	0

PUNTING	NO	YDS	AVG	NET	TB	IN20	LG
D.Kaser	8	413	51.6	44.8	0	3	69
Total	8	413	51.6	44.8	0	3	69

PUNT RETURNS	NO	YDS	AVG	FC	LG	TD
T.Benjamin	3	88	29.3	5	**65**	1
Total	3	88	29.3	5	65	1

KICKOFF RETURNS	NO	YDS	AVG	FC	LG	TD
[TOUCHBACK]	1	0	0.0	0	0	0
Total	0	0	0.0	0	0	0

Denver Broncos

FUMBLES	FUM	LOST	OWN-REC	YDS	TD	FORCED	OPP-REC	YDS	TD	OUT-BDS
T.Siemian	2	1	0	0	0	0	0	0	0	0
A.Derby	1	1	0	0	0	0	0	0	0	0
M.Garcia	0	0	1	0	0	0	0	0	0	0
Total	3	2	1	0	0	0	0	0	0	0

Los Angeles Chargers

FUMBLES	FUM	LOST	OWN-REC	YDS	TD	FORCED	OPP-REC	YDS	TD	OUT-BDS
C.McCain	0	0	0	0	0	2	0	0	0	0
A.Phillips	0	0	0	0	0	1	0	0	0	0
J.Brown	0	0	0	0	0	0	1	0	0	0
D.Square	0	0	0	0	0	0	1	0	0	0
Total	0	0	0	0	0	3	2	0	0	0

HAYES PULLARD

50

Linebacker | **Waivers (Jax) - '17**
6-0, 235 | **USC**
3rd NFL Season | **Crenshaw**
1st with Chargers | **Inglewood, Calif.**

TRANSACTION HISTORY: Drafted by Cleveland in the seventh round (219th overall) of the 2015 Draft ... waived on Sept. 5 2015 ... signed by Cleveland to the practice squad on Sept. 6 2015 ... signed from practice squad to Jacksonville's active roster on Oct. 28, 2015 ... waived Sept. 3, 2017...claimed by Chargers Sept. 4, 2017.

2016: Played in all 16 games on special teams and at linebacker...totaled nine tackles, including five solo stops. ***2015***: Spent the first seven weeks of the 2015 season on Cleveland's practice squad ... played eight games with two starts at WLB and totaled 19 tackles (13 solo), including one tackle for loss ... added five special teams tackles.

COLLEGE: Started all but one of his 52 career games played at USC ... totaled 377 career tackles, 17 passes defensed, six sacks, three forced fumbles and three interceptions ... earned All-Pac-12 honors all four years ... team captain as a junior ... led the team in total tackles for three seasons, becoming the first player to do so since 1979 ... as a senior in 2014, was a semifinalist for the Butkus Award, given to the top linebacker in the nation ... recipient of USC's Trojan Commitment Award ... graduated from USC with a degree in policy, planning and development.
PERSONAL: Attended Crenshaw High School in Los Angeles ... totaled 66 tackles, two sacks, one interception, one pass defensed, one forced fumble and one fumble recovery ... carried 63 times for 507 yards and nine TDs at running back ... also played basketball and ran track ... given name is Hayes Joseph Pullard III ... native of Los Angeles ... father, Hayes Jr., played for the Los Angeles Lakers ... uncle, Robert, competed as a pole vaulter in the 1976 Olympics.

TYLER MARZ

61

Tackle | **Signed (Tennessee) - '17**
6-7, 316 | **Wisconsin**
1st NFL Season | **Springfield**
1st with Chargers | **Springfield, Minn.**

TRANSACTION HISTORY: Signed by Tennessee as undrafted free agent on May 9, 2016 ... waived by the Titans on Sept. 2, 2016 ... signed to the Tennessee practice squad on Sept. 5, 2016 ... signed by the Titans to a futures contract ... waived by the Titans on Sept. 2, 2017 ... signed to the Tennessee practice squad on Sept. 3, 2017 ... signed by the Chargers on Sept. 20, 2017.
2016: Signed by the Titans as an undrafted rookie free agent and spent the entire 2016 as a member of the practice squad.

COLLEGE: Appeared in 51 games with 40 consecutive starts at left tackle for the University of Wisconsin ... lettered all four seasons and helped anchor offensive lines that paved the way for two of the three best single-season rushing performaces in school history at 283.8 yards per game in 2013 and a school record 320.1 yards per game in 2014 ... with Marz at left tackle, Wisconsin allowed 1.07 sacks per game during the 2013-14 seasons, the eight-lowest average in the FBS during that time ... as a senior (2015), started and played in all 13 games. Anchored an offensive line that helped the Badgers produce 228.3 passing yards per game, the third-best average in program history ... appeared in the Big Ten Football Championship game against Nebraska (12/1) as well as the Rose Bowl against Stanford (1/1/13) ... Received his bachelor's degree in life sciences communication from Wisconsin in May 2015.
PERSONAL: Attended Springfield (Minn.) High School and was an all-conference player as both a junior and senior ... honors include being named a three-star recruit and rated the No. 7 player in Minnesota by Rivals, No. 10 player by Scout and No. 17 player by ESPN/Scouts Inc ... also played baseball and basketball in high school.



MICHAEL SCHOFIELD

78

Guard | **Waivers (Denver) - '17**
6-6, 301 | **Michigan**
4th NFL Season | **Carl Sandburgh**
1st with Chargers | **Orland Park, Ill.**

TRANSACTION HISTORY: Signed by Denver as a draft choice June 3, 2014...waived Sept. 2, 2017...claimed by Chargers Sept. 3, 2017.

2016: Schofield opened all 16 games at right guard while also seeing action at left and right tackle... Opened at right guard vs. Ind. (9/18) before moving outside to right tackle in the first quarter... Started at right guard (54 snaps) and also played left tackle (13 snaps) at Cin. (9/25)... Opened the game at right guard and also played right tackle vs. Atl. (10/9). ***2015***: Schofield started all 13 regular-season games played and all three postseason contests at right tackle... Made his NFL debut and first start at right tackle vs. Min. (10/4). ***2014:*** Selected by the Broncos in the third round (95th overall) of the 2014 NFL Draft, Schofield spent his entire rookie year on Denver's active roster but did not see any game action.

COLLEGE: Schofield appeared in all 52 possible games during his career at the University of Michigan, making 26 starts at right tackle and opening another 10 contests at left guard... Delivered 31 touchdown-resulting blocks for the Wolverines' rushing attack during his three seasons (2011-13) as a starter... Named second-team All-Big Ten Conference from NFL Draft Report after starting all 13 games at right tackle as senior and helping the Wolverines rank second in the Big Ten Conference with just 17 sacks allowed on the season... Posted 67 knock-downs and 10 touchdown-resulting blocks during his senior campaign... Started all 13 games at right tackle for the Wolverines his junior year and tallied 84 knockdowns to go along with 11 touchdown-resulting blocks... Opened 10-of-13 games at left guard his sophomore year for the Sugar Bowl champion Wolverines... Blocked for a rushing offense that ranked second in the Big Ten (13th in the nation) with 221.9 yards per game and featured a pair of 1,000-yard rushers (Dennard Robinson and Fitzgerald Toussaint)... Appeared in all 13 games for Michigan as a redshirt freshman.
PERSONAL: Schofield attended Carl Sandburgh High School in Orland Park, Ill., where he was a three-year starter at offensive tackle... Allowed zero sacks as a senior team captain and was named the offense's most valuable player while also pacing the defense with 83 tackles... Majored in physical education at Michigan... Earned the Wolverines' Athletic Achievement Award during his redshirt season in 2009... Last name is pronounced SKO-field... Michael Ross Schofield III was born on Nov. 15, 1990, in Orland Park, Ill.

NICK NOVAK

9

Kicker
6-0, 200
10th NFL Season
5th with Chargers

Free Agent - '17
Maryland
Albemarle
San Diego, Calif.

TRANSACTION HISTORY: Signed with the Chicago Bears on April 29, 2005...Waived by the Bears on Aug. 29, 2005...Claimed by the Dallas Cowboys on Aug. 30, 2005...Waived by the Cow- boys on Sept. 3, 2005...Signed with the Washington Redskins on Sept. 13, 2005...Waived by the Redskins on Nov. 5, 2005...Signed with the Arizona Cardinals on Dec. 3, 2005... Re-signed with the Cardinals on April 6, 2006...Waived by the Cardinals on Aug. 28, 2006... Signed with the Redskins on Oct. 10, 2006...Waived by the Redskins on Dec. 4, 2006...Re-signed with the Bears on Feb. 16, 2007...Waived by the Bears on Aug. 27, 2007...Signed with the Kansas City Chiefs on March. 4, 2008...Waived by the Chiefs on Oct. 21, 2008... Signed with the San Diego Chargers on April 27, 2010...Waived by the Chargers on Sept. 4, 2010...Signed with New York Jets on Feb. 9, 2011... Waived by the Jets on Aug. 30, 2011...Signed with the Chargers on Sept. 13, 2011...Released by the Chargers on Aug. 31, 2012...Re-signed with the Chargers on Sept. 29, 2012...Signed contract extension with the Chargers on March 12, 2013...Released by the Chargers on Sept. 5, 2015....Signed by the Houston Texans on Sept. 29, 2015...Re-signed with the Texans on March 10, 2016...Released by the Texans on Sept. 2, 2017...Signed by the Chargers on Oct. 5, 2017.

CAREER: The 10-year veteran returned to the Chargers where he kicked from 2011-14. Novak has connected on 173 of 209 field goal attempts (82.8-percent) with a career-long of 53-yards. He has appeared in 111 career games for the Chargers, Redskins, Cardinals, Chiefs and Texans. Novak ranks as the second most accurate kicker in Chargers history, making 101 of 117 kicks during his four-year stint. Novak currently ranks fourth in team history with 101 made field goals, and seventh in total points scored (889). His best season as a Charger came in 2013, when he tied a franchise record with 34 field goals while setting a new record for single-season field goal percentage (91.9-percent).

COLLEGE: Played at Maryland from 2001-04...Jim Tatum Award as top ACC senior student-athlete...Honorable mention All-ACC in 2004...ACC all-time leader and fifth in NCAA (393 career points) at graduation...First-team All-ACC in '03 and '02...School-record 125 points as sophomore...Finished career 80 of 107 on FGs and 153 of 159 on PATs...Redshirted in 2000... Became the ACC's all-time leading scorer, kicking a field goal allowing him to surpass Scott Bentley's career total of 324 points...Ended his college career with 393 points, best in the league and fifth-best all-time amongst kickers in the NCAA at the time of his graduation...Awarded the Jim Tatum Award by the ACC, given annually to the top senior student- athlete among the league's football players...Remains the only Maryland player to receive that award...Two-time member of the All-ACC Academic Football team...Three-time member of the ACC Honor Roll...Made Maryland's Dean's List on three occasions...Three-time CoSida Academic All-District selection...Named the 2004 LeFrak Scholar, an honor given to a Maryland football player, basketball player and track athlete who "exhibits extraordinary athletic ability, leadership and athletic achievement...A member of the Maryland Alpha chapter of Phi Delta Theta at The University of Maryland in College Park...Selected to be commemorated in a special edition poster recognizing the top 30 figures in Maryland football history in 2007...Degree in kinesiology.

PERSONAL: Born in San Diego...Two-time all-state kicker at Albemarle High in Charlottesville, Va. ...Won soccer prep state championship on teams with twin brother, Chris...Parents are Drs. Julie and Bob Novak, Professors at the University of Texas Health Science Center in San Antonio...With an eye toward his post-football livelihood, participated in The NFL's Business Management and Entrepreneurial Program at the Harvard Business School in 2011.



JOSH KEYES

53

Linebacker
6-2, 227
2nd NFL Season
1st with Chargers

Free Agent - '17
Boston College
Chatham Central
Ghent, N.Y.

TRANSACTION HISTORY: Signed by the Tampa Bay Buccaneers as an undrafted rookie on May 5, 2015...Signed to the Kansas City Chiefs practice squad on Oct. 20, 2015...Re-signed to the Tampa Bay Buccaneers practice squad on Nov. 18, 2015...Signed to the Atlanta Falcons practice squad on October 19, 2016...Signed to the active roster on Dec. 22, 2016...Waived by the Falcons on Sept. 2, 2017...Signed with the Los Angeles Chargers on Oct. 16, 2017.

CAREER: Played in 12 career games...Played in seven games his rookie season for Tampa Bay...Recorded seven total tackles, including four solo stops...Played in four games for Tampa Bay in 2016 where he registered three solo tackles...Appeared in one game for the Falcons in 2016.

COLLEGE: Played 42 games with 15 starts at Boston College (2011-14), recording 121 tackles, 16.5 tackles for a loss, 7.5 sacks, and two forced fumbles...Started all 13 at SAM linebacker as a senior (2014), posting career highs in tackles (63), tackles for loss (11.5) and sacks (4.0) as part of a defense that allowed the second-fewest rushing yards per game in the NCAA (94.5)... Also forced a fumble...Earned All-Atlantic Coast Conference (ACC) third-team honors from the league's coaches and honorable mention accolades from the Atlantic Coast Sports Media Associate, while also being named to the All-New England Team...Awarded ACC Linebacker of the Week, Football Writers Association of America (FWAA) National Defensive Player of the Week, Chick Bednarik Award Player of the Week, and Eastern College Athletic Conference (ECAC) Co-Defensive Player of the Week honors for performance against USC (9/13/14), where he tallied eight tackles and 5.5 tackles for loss...Played in 11 games as a junior (2013), starting two, totaling 30 tackles, five tackles for loss, 3.5 sacks and one forced fumble...In nine games as a sophomore (2012), tallied 20 tackles...Posted eight tackles as a true freshman (2011)...Graduated with a degree in English.

PERSONAL: Attended Chatham Central in Chatham, New York...As a senior, earned New York State Class C Player of the Year honors from New York State High School Football Coaches Association, after being named co-player of the year as a junior...A two-time Small School Offensive Player of the Year...Also played basketball and competed in track...Has five siblings... Son of Margo and Clifford Keyes...Born Joshua Keyes on January 23, 1993 in Ghent, New York.

MICHAEL OLA

74

Tackle	Free Agent - '17
6-5, 312	Hampton
4th NFL Season	Riverdale
2nd with Chargers	Riverdale, Ga.

TRANSACTION HISTORY: Signed by the Miami Dolphins on January 15, 2014... Claimed off waivers by the Chicago Bears on May 28, 2014...Signed by the Chargers to the practice squad on Sept. 7, 2015... Waived by the Chargers on Oct. 5, 2015... Waived by the Chargers on Oct. 19, 2015...Claimed off waivers by the Detroit Lions on Oct. 20, 2015...Cut by the Lions on Sept. 3, 2016...Signed to the Seattle Seahawks practice squad on Sept. 13, 2016...Signed to the New York Giants practice squad on Sept. 21, 2016...Calimed off the Giants practice squad by the Buffalo Bills on Sept. 28, 2016...Cut by the Bills on Sept. 6, 2017...Signed by the Chargers on Oct. 24, 2017.

CAREER: Has played in 29 career games with 19 starts...Played in six games for the Bills in 2016...Started in seven games and played in nine for the Detroit Lions in 2015...Appeared in one game for the Chargers in 2015...Played in 13 games and started in 12 in 2014 for the Chicago Bears.

COLLEGE: A three-year starter at Hampton, Ola finished his college career with 32 starts in 38 games ... Started all but one game in his final three seasons at Hampton ... Appeared in five games as a redshirt freshman, playing on both the offensive line and defensive line.

PERSONAL: Attended Riverdale High School in Riverdale, Ga. Earned a varsity letter in final two seasons, and helped lead the team to consecutive playoff appearances in 2004 and 2005 ... Born April 19, 1998 in Riverdale, Ga. ... Michael is the son of Pam and Edward Talibi ... Has three siblings named Dami, Oyin and Funmi ... Married to Charlene Ola and has a daughter Rachel Michelle ... Michael graduated from Hampton with a degree in psychology.

STUBHUB CENTER

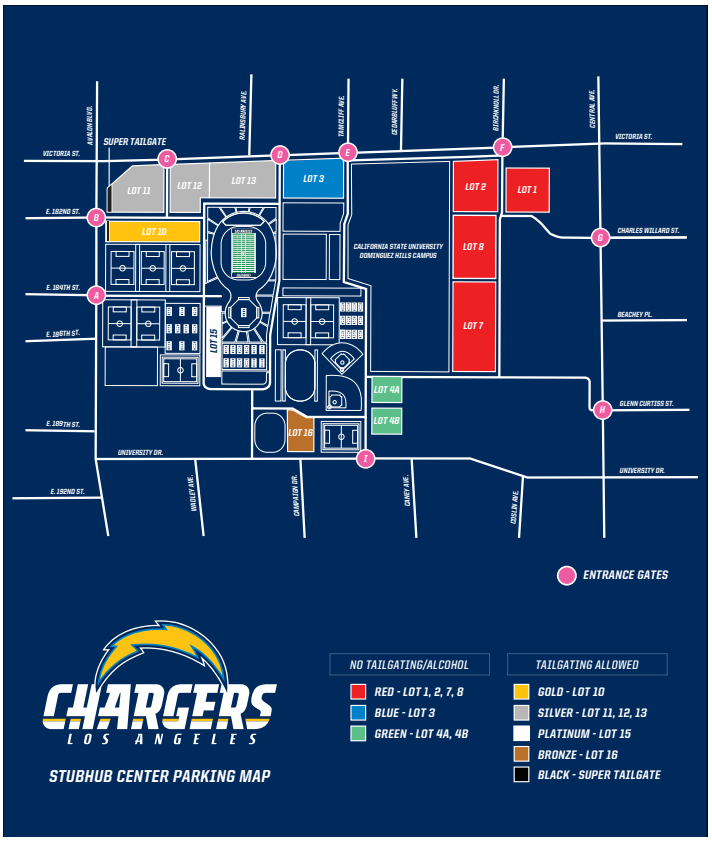

GAME-DAY MEDIA PARKING: Media attending Chargers home games have been assigned reserved areas to park at StubHub Center. Please refer to the map on the back of your assigned parking permit. The majority of media parking will be in Lot 6 off of Victoria St. Media must park in the assigned area and display parking permits at all times. As a reminder, parking is limited and is being provided as a courtesy.

MEDIA ENTRANCE: All credentialed media must enter through SE Media Gate and are subject to search procedures. Please be prepared to open all cases and bags for inspection by stadium security personnel. All items will be inspected and tagged for security purposes. Please make sure bags are identifiable and limit carry-in items to only what is necessary. Remove any security tags from prior games.

RADIO AFFILIATES: Chargers radio broadcasts throughout the season will be able to be heard across 11 radio stations from Southern California to Nevada. Fans can listen in English on **KGB-FM** and **KLSD AM** (San Diego), **KNWZ** (Palm Springs), **KALZ** (Fresno), **KBFP** (Bakersfield),**KNWH-FM** (Yucca Valley), **KRLV-FM** (Las Vegas), **KRAK-AM** (Victorville/Hesperia), **KATY-FM** (San Bernardino) and **KPLY-AM** (Reno). Spanish broadcasts can be heard on **XHFG-FM** (San Diego).

MEDIA SCHEDULE

WEDNESDAY, Oct. 25
Anthony Lynn (12:15 p.m.)/Ken Whisenhunt/Philip Rivers
Open Locker Room (12:30 – 1:15 p.m.)
Media Viewing (1:35 p.m.)

THURSDAY, Oct. 26
Anthony Lynn (12:15 p.m.)/Gus Bradley/Defensive Player
Open Locker Room (12:30 – 1:15 p.m.)
Media Viewing (1:35 p.m.)

FRIDAY, Oct. 27
Anthony Lynn (11:30 p.m.)
Open Locker Room (11:45 – 12:30 p.m.)
Media Viewing (10:05 a.m.)

All times are approximate and subject to change

LOS ANGELES CHARGERS PUBLIC RELATIONS CONTACTS

NAME	TITLE	PHONE	EMAIL
Josh Rupprecht	*Vice President, Public Relations*	*657.356.2190*	Josh.Rupprecht@Chargers.NFL.com
Skip Powers	*Senior Manager, Football Public Relations*	*657.356.2159*	Skip.Powers@Chargers.NFL.com
Jennifer Rojas	*Senior Manager, Corporate Public Relations*	*657.356.2162*	Jennifer.Rojas@Chargers.NFL.com
Jamaal LaFrance	*Manager, Public Relations*	*657.356.2063*	Jamaal.LaFrance@Chargers.NFL.com
Brock Anderson	*Coordinator, Public Relations*	*657.356.2082*	Brock.Anderson@Chargers.NFL.com
Vernon Dennis	*Coordinator, Public Relations*	*657.356.2083*	Vernon.Dennis@Chargers.NFL.com
Lauren Meyer	*Season Intern, Public Relations*	*657.356.2161*	Lauren.Meyer@Chargers.NFL.com

PLAYER CAPSULES

37 JAHLEEL ADDAE

POSITION:	Safety
HEIGHT:	5-10
WEIGHT:	195
BORN:	January 24, 1990
COLLEGE:	Central Michigan
HOMETOWN:	Valrico, Fla.
HIGH SCHOOL:	Riverview High
EXPERIENCE:	5th Year (5th Chargers)
ACQUIRED:	Free Agent — 2013
CAREER GP/GS:	55/34
PLAYOFFS GP/GS:	2/1

2017: Started all seven games at SS, appearing on all but two defensive plays...Totaled 48 tackles (33 solo), three tackles for loss and four passes defensed...Part of the only secondary this season to not allow more than 245 gross passing yards in a single game...**at Denver (Sept. 11):** Started at SS, playing all 69 defensive plays, joining fellow S Tre Boston as the only Chargers defenders to do so...Appeared on six special teams plays...Posted two tackles (one solo), including a tackle for loss...The game marked his third-straight career start in a season opener...**vs. Miami (Sept. 17):** Appeared on 66 of 68 defensive plays after starting at SS, totaling seven tackles (all solo)...The seven tackles tied for the most on the team and were a team-high for solo stops...Marked the 50th game played of his career...Chipped in with five plays on special teams...**vs. Kansas City (Sept. 24):** Started the 30th game of his career at SS, playing all 53 defensive snaps and adding five on special teams...Was one of five Los Angeles defenders to play 100 percent of the defensive plays...Posted seven tackles (five solo), the most among Chargers defensive backs...**vs. Philadelphia (Oct. 1):** Led the defense with a career-high 11 tackles (seven solo) after registering his fourth start of the season at SS...Was on the field for 79 defensive snaps, which tied for the team high with Boston...**at New York Giants (Oct. 8):** Started at SS and appeared on all 70 defensive plays, joining fellow S Tre Boston, CB Casey Hayward and CB Trevor Williams as the only Los Angeles defenders to do so...Registered eight tackles (four solo), a tackle for loss and a pass defensed...**at Oakland (Oct. 15):** Appeared on all 58 defensive plays and five on special teams after opening the game at SS...Registered four tackles (three solo) and a pass defensed...Broke up a would-be-TD pass from QB Derek Carr on third-and-two to force an Oakland field goal...**vs. Denver (Oct. 22):** Appeared in the 55th game of his career, starting at SS and playing all 64 plays on defense...Posted a team-high nine tackles (six solo), a tackle for loss and two passes defensed...Brought his career total to 10 tackles for loss and passed 190 career solo stops...Posted the tackle for loss in the first quarter, bringing down RB Jamaal Charles for a two-yard loss on third-and-one to force a Denver punt.

2017, LOS ANGELES CHARGERS

			Games	Tackles						Interceptions					Fumbles	
Date	Opp.	Res.	P/S	Tot	So	As	Sk	Yd	TFL	No.	Yd	Lg	TD	PD	FF	FR
09/11	at Den	L	1/1	2	1	1	0	0	1	0	0	-	0	0	0	0
09/17	Mia	L	1/1	7	7	0	0	0	0	0	0	-	0	0	0	0
09/24	KC	L	1/1	7	5	2	0	0	0	0	0	-	0	0	0	0
10/01	Phi	L	1/1	11	7	4	0	0	0	0	0	-	0	0	0	0
10/08	at NYG	W	1/1	8	4	4	0	0	1	0	0	-	0	1	0	0
10/15	at Oak	W	1/1	4	3	1	0	0	0	0	0	-	0	1	0	0
10/22	Den	W	1/1	9	6	3	0	0	1	0	0	-	0	2	0	0
10/31	at NE															
11/12	at Jax															
11/19	Buf															
11/23	at Dal															
12/03	Cle															
12/10	Was															
12/16	at KC															
12/24	at NYJ															
12/31	Oak															
'17 TOTALS		**3-4**	**7/7**	**48**	**33**	**15**	**0**	**0**	**3**	**0**	**0**	**-**	**0**	**4**	**0**	**0**

JAHLEEL ADDAE NFL STATISTICS

				— Tackles —						— Interceptions —					— Fumbles —			
Year	Team	GP	GS	Total	Solo	Asst	Sacks	Yds	TFL	No.	Yds	Lg	TD	PD	FF	FR	Yds	ST Tackles
2013	San Diego	16	2	32	26	6	1.0	10	1	0	0	—	0	2	0	0	0	9
2014	San Diego	11	5	48	39	9	1.0	6	1	0	0	—	0	1	2	1	0	4
2015	San Diego	13	12	65	55	10	1.0	12	2	0	0	—	0	4	0	1	0	1
2016	San Diego	8	8	49	42	7	0.0	0	3	1	90	90t	1	3	0	0	0	2
2017	Los Angeles Chargers	7	7	48	33	15	0.0	0	3	0	0	—	0	4	0	0	0	0
NFL Totals		**55**	**34**	**242**	**195**	**47**	**3.0**	**28**	**10**	**1**	**90**	**90t**	**1**	**14**	**2**	**2**	**0**	**16**

PLAYOFFS				— Tackles —						— Interceptions —					— Fumbles —			
Year	Team	GP	GS	Total	Solo	Asst	Sacks	Yds	TFL	No.	Yds	Lg	TD	PD	FF	FR	Yds	ST Tackles
2013	San Diego	2	1	13	10	3	0.0	0	1	0	0	—	0	1	1	1	0	0

97 JERRY ATTAOCHU

POSITION:	Defensive End
HEIGHT:	6-3
WEIGHT:	252
BORN:	January 17, 1993
COLLEGE:	Georgia Tech
HOMETOWN:	Washington, D.C.
HIGH SCHOOL:	Archbishop Carroll High
EXPERIENCE:	4th Year (4th Chargers)
ACQUIRED:	Draft 2 — 2014
CAREER GP/GS:	35/13
PLAYOFFS GP/GS:	0/0

2017: Inactive first six games, missing first two with a hamstring injury and the other four as a healthy scratch...Made season debut in the second matchup with the Broncos... **at Denver (Sept. 11):** Inactive (hamstring)...**vs. Kansas City (Sept. 24):** Inactive (healthy scratch)...**vs. Denver (Oct. 22):** Saw first action of the season, contributing on 21 defensive snaps and 13 on special teams in place of injured DT Corey Liuget...Registered three tackles (two solo) and a tackle for loss...Provided a key block of LB Zaire Anderson on WR Travis Benjamin's 65-yard punt return TD.

2017, LOS ANGELES CHARGERS

			Games	Tackles						Interceptions					Fumbles	
Date	Opp.	Res.	P/S	Tot	So	As	Sk	Yd	TFL	No.	Yd	Lg	TD	PD	FF	FR
09/11	at Den	L	0/0	— Inactive —												
09/17	Mia	L	0/0	— Inactive —												
09/24	KC	L	0/0	— Inactive —												
10/01	Phi	L	0/0	— Inactive —												
10/08	at NYG	W	0/0	— Inactive —												
10/15	at Oak	W	0/0	— Inactive —												
10/22	Den	W	1/0	3	2	1	0	0	1	0	0	-	0	0	0	0
10/31	at NE															
11/12	at Jax															
11/19	Buf															
11/23	at Dal															
12/03	Cle															
12/10	Was															
12/16	at KC															
12/24	at NYJ															
12/31	Oak															
'17 TOTALS		**3-4**	**1/0**	**3**	**2**	**1**	**0**	**0**	**1**	**0**	**0**	**-**	**0**	**0**	**0**	**0**

JERRY ATTAOCHU NFL STATISTICS

				— Tackles —						— Interceptions —					— Fumbles —			
Year	Team	GP	GS	Total	Solo	Asst	Sacks	Yds	TFL	No.	Yds	Lg	TD	PD	FF	FR	Yds	ST Tackles
2014	San Diego	11	0	12	9	3	2.0	13	2	0	0	—	0	1	1	0	0	2
2015	San Diego	15	12	66	52	14	6.0	39	16	0	0	—	0	2	0	0	0	3
2016	San Diego	8	1	8	5	3	2.0	19	2	0	0	—	0	0	0	0	0	4
2017	Los Angeles Chargers	1	0	3	2	1	0.0	0	1	0	0	—	0	0	0	0	0	0
NFL Totals		**35**	**13**	**89**	**68**	**21**	**10.0**	**71**	**21**	**0**	**0**	**—**	**0**	**3**	**1**	**0**	**0**	**9**

99 JOEY BOSA

POSITION:	Defensive End
HEIGHT:	6-5
WEIGHT:	280
BORN:	July 11, 1995
COLLEGE:	Ohio State
HOMETOWN:	Ft. Lauderdale, Fla.
HIGH SCHOOL:	St. Thomas Aquinas High
EXPERIENCE:	2nd Year (2nd Chargers)
ACQUIRED:	Draft 1 — 2016
CAREER GP/GS:	19/18
PLAYOFFS GP/GS:	0/0

2017: Started all seven contests at DE...Posted 46 tackles (26 solo), including 9.5 tackles for loss and 7.5 sacks...Posted back-to-back weeks (five and six) with a strip-sack...Registered the 15th sack of his career and first forced fumble of the season in a victory over the Giants...Part of a pass rush unit that is tied for fourth in the NFL with 23 sacks...Combined with DE Melvin Ingram, is part of the No. 2 sack duo in the NFL with 16 sacks between the two of them...Part of a defense that joins Jacksonville as the only two pass rush units in the NFL to feature three players with five-plus sacks on the year (Ingram with 8.5 and DE Chris McCain with 5.0)...**at Denver (Sept. 11):** Started at DE and posted six tackles (three solo), registering 1.5 tackles for loss on 1.5 sacks...The 1.5 sacks tied with Ingram for a game high...It marked his seventh-consecutive game with at least a half-sack...Brought down QB Trevor Siemian in the first quarter for his first sack of the season after powering past T Menelik Watson...In the fourth quarter, split a sack of Siemian with Ingram to force third-and-13...Appeared on 57 defensive plays...**vs. Miami (Sept. 17):** Appeared on 51 defensive snaps after opening the game at DE...Registered six tackles (five solo) and a tackle for loss...Saw his streak of games with at least a half-sack come to an end...**vs. Kansas City (Sept. 24):** Posted a season-high nine tackles (four solo), including a six-yard sack of QB Alex Smith on third-and-seven...Got past G Laurent Duvernay-Tardif with a swim move to get to Smith, who was forced up in the pocket by OLB Nigel Harris...Started at DE, playing 43 snaps on defense...**vs. Philadelphia (Oct. 1):** Made the 15th start of his career...Saw action on 63 defensive plays and one on special teams...Registered seven tackles (three solo)...**at New York Giants (Oct. 8):** Tied a career high with two sacks, including a strip-sack of QB Eli Manning for his first forced fumble of the season...Pushed back T Bobby Hart and G John Jerry to collapse the pocket before swatting the football out of Manning's hand to force the fumble...Totaled eight tackles (six solo) two sacks, three tackles for loss and the forced fumble while appearing on 59 defensive snaps...**at Oakland (Oct. 15):** Registered his second strip-sack in as many weeks, powering past T Marshall Newhouse on third-and-11 to knock the ball out of the hands of QB Derek Carr...Brought his season total to 5.5 sacks and marked the 16th sack of his career...Finished with five tackles (three solo), a sack, a tackle for loss and a forced fumble...Started at DE and saw action on 51 plays on defense...**vs. Denver (Oct. 22):** Surpassed 90 career tackles and 18.0 career sacks, totaling five tackles (two solo), two sacks, two tackles for loss and a pass defensed...The two sacks matched a career high...On the first sack, beat a cut-block from T Garrett Bolles to spin Siemian down for a one-yard loss from behind...Later in the third quarter, beat T Allen Barbre around the edge to deflect Siemian's throw, nearly resulting in an interception...Posted his second sack of the day after speeding past Barbre for a five-yard loss in the fourth quarter.

2017, LOS ANGELES CHARGERS

		Games		Tackles						Interceptions					Fumbles	
Date	Opp.	Res.	P/S	Tot	So	As	Sk	Yd	TFL	No.	Yd	Lg	TD	PD	FF	FR
09/11	at Den	L	1/1	6	3	3	1.5	12	1.5	0	0	-	0	0	0	0
09/17	Mia	L	1/1	6	5	1	0	0	1	0	0	-	0	0	0	0
09/24	KC	L	1/1	9	4	5	1.0	6	1	0	0	-	0	0	0	0
10/01	Phi	L	1/1	7	3	4	0	0	0	0	0	-	0	0	0	0
10/08	at NYG	W	1/1	8	6	2	2.0	6	3	0	0	-	0	0	1	0
10/15	at Oak	W	1/1	5	3	2	1.0	6	1	0	0	-	0	0	1	0
10/22	Den	W	1/1	5	2	3	2.0	6	2	0	0	-	0	1	0	0
10/31	at NE															
11/12	at Jax															
11/19	Buf															
11/23	at Dal															
12/03	Cle															
12/10	Was															
12/16	at KC															
12/24	at NYJ															
12/31	Oak															
'17 TOTALS		**3-4**	**7/7**	**46**	**26**	**20**	**7.5**	**36**	**9.5**	**0**	**0**	**-**	**0**	**1**	**2**	**0**

JOEY BOSA NFL STATISTICS

				— Tackles —						— Interceptions —					— Fumbles —			
Year	Team	GP	GS	Total	Solo	Asst	Sacks	Yds	TFL	No.	Yds	Lg	TD	PD	FF	FR	Yds	ST Tackles
2016	San Diego	12	11	48	33	15	10.5	71.5	19	0	0	—	0	2	1	0	0	0
2017	Los Angeles Chargers	7	7	46	26	20	7.5	36	9.5	0	0	—	0	1	2	0	0	0
NFL Totals		**19**	**18**	**94**	**59**	**35**	**18.0**	**107.5**	**28.5**	**0**	**0**	—	**0**	**3**	**3**	**0**	**0**	**0**

33 TRE BOSTON

POSITION:	Safety
HEIGHT:	6-1
WEIGHT:	205
BORN:	June 25, 1992
COLLEGE:	North Carolina
HOMETOWN:	Fort Myers, Fla.
HIGH SCHOOL:	North Fort Myers (Fla.) High
EXPERIENCE:	4th Year (1st Chargers)
ACQUIRED:	Free Agent — 2017
CAREER GP/GS:	49/23
PLAYOFFS GP/GS:	5/2

2017: Started all seven contests and leads Los Angeles defenders with 460 defensive snaps played on the season...Registered 35 tackles (27 solo), an INT and two passes defensed...Part of the only secondary this season to not allow more than 245 gross passing yards in a single game...**at Denver (Sept. 11):** Started at FS, playing all 69 defensive plays and adding nine on special teams...Joined fellow S Jahleel Addae as the only Los Angeles defenders to play all defensive snaps...Led all players with 78 snaps played...Recorded three tackles (all solo)...**vs. Miami (Sept. 17):** Opened the game at FS, posting seven tackles (six solo) while playing all 68 defensive snaps...Participated on nine special teams plays...**vs. Kansas City (Sept. 24):** Played 100 percent of defensive snaps (53 plays) for the third-straight game...Registered three tackles (two solo)...Saw time on six special teams snaps...**vs. Philadelphia (Oct. 1):** Started the 20th game of his career, seeing time on all 79 defensive snaps and 10 on special teams, leading all players with 89 total plays...Tied a season high with seven tackles (six solo)...**at New York Giants (Oct. 8):** Started at FS and appeared on all 70 defensive plays, joining fellow S Jahleel Addae, CB Casey Hayward and CB Trevor Williams as the only Los Angeles defenders to do so...Registered five tackles (four solo) an INT and a pass defensed...Sealed the game with the pick of QB Eli Manning, stopping New York's last-minute drive near midfield...**at Oakland (Oct. 15):** Played all 58 defensive snaps and seven on special teams as the team's starting FS...Tied a season high with seven tackles (five solo)...**vs. Denver (Oct. 22):** Started at FS, seeing action on 63 of 64 defensive plays and two on special teams...Finished with three tackles (one solo).

2017, LOS ANGELES CHARGERS

			Games	Tackles						Interceptions					Fumbles	
Date	Opp.	Res.	P/S	Tot	So	As	Sk	Yd	TFL	No.	Yd	Lg	TD	PD	FF	FR
09/11	at Den	L	1/1	3	3	0	0	0	0	0	0	-	0	1	0	0
09/17	Mia	L	1/1	7	6	1	0	0	0	0	0	-	0	0	0	0
09/24	KC	L	1/1	3	2	1	0	0	0	0	0	-	0	0	0	0
10/01	Phi	L	1/1	7	6	1	0	0	0	0	0	-	0	0	0	0
10/08	at NYG	W	1/1	5	4	1	0	0	0	1	15	15	0	1	0	0
10/15	at Oak	W	1/1	7	5	2	0	0	0	0	0	-	0	0	0	0
10/22	Den	W	1/1	3	1	2	0	0	0	0	0	-	0	0	0	0
10/31	at NE															
11/12	at Jax															
11/19	Buf															
11/23	at Dal															
12/03	Cle															
12/10	Was															
12/16	at KC															
12/24	at NYJ															
12/31	Oak															
'17 TOTALS		**3-4**	**7/7**	**35**	**27**	**8**	**0**	**0**	**0**	**1**	**15**	**15**	**0**	**2**	**0**	**0**

TRE BOSTON NFL STATISTICS

				— Tackles —						— Interceptions —					— Fumbles —			
Year	Team	GP	GS	Total	Solo	Asst	Sacks	Yds	TFL	No.	Yds	Lg	TD	PD	FF	FR	Yds	ST Tackles
2014	Carolina	11	5	24	19	5	0.0	0	0	1	84	84t	1	2	0	0	0	2
2015	Carolina	16	1	19	16	3	0.0	0	1	0	0	—	0	1	0	0	0	8
2016	Carolina	15	10	50	40	10	2.0	19	5	2	29	22	0	6	0	0	0	1
2017	Los Angeles Chargers	7	7	35	27	8	0.0	0	0	1	15	15	0	2	0	0	0	0
NFL Totals		**49**	**23**	**128**	**102**	**26**	**2.0**	**19**	**6**	**4**	**128**	**84t**	**1**	**11**	**0**	**0**	**0**	**11**

PLAYOFFS				— Tackles —						— Interceptions —					— Fumbles —			
Year	Team	GP	GS	Total	Solo	Asst	Sacks	Yds	TFL	No.	Yds	Lg	TD	PD	FF	FR	Yds	ST Tackles
2014	Carolina	2	2	3	3	0	0.0	0	0	1	11	11	0	1	0	0	0	0
2015	Carolina	3	0	4	3	1	1.0	8	1	1	5	5	0	1	0	1	0	2
Postseason Totals		**5**	**2**	**7**	**6**	**1**	**1.0**	**8**	**1**	**2**	**16**	**11**	**0**	**2**	**0**	**1**	**0**	**2**

57 JATAVIS BROWN

POSITION:	Outside Linebacker
HEIGHT:	5-11
WEIGHT:	221
BORN:	February 18, 1994
COLLEGE:	Akron
HOMETOWN:	Belle Glade, Fla.
HIGH SCHOOL:	Glades Central High
EXPERIENCE:	2nd Year (2nd Chargers)
ACQUIRED:	Draft 5 — 2016
CAREER GP/GS:	19/12
PLAYOFFS GP/GS:	0/0

2017: Played in all seven games with five starts, posting a team-high 48 tackles (34 solo), a tackle for loss and a fumble recovery...**at Denver (Sept. 11):** Made his first season-opening start as the WILL linebacker...Led all players with a career-high 15 tackles (13 solo)...Appeared on 66 of 69 defensive plays... **vs. Miami (Sept. 17):** Started at WILL linebacker, totaling 10 tackles (six solo)...Played all 68 defensive snaps, one of four Los Angeles defenders to do so...**vs. Kansas City (Sept. 24):** Started as the WILL linebacker for the third-straight game and 10th game of his career...Was one of five Chargers defenders to play all 53 defensive snaps...Registered eight tackles (four solo)...Surpassed 100 career tackles...**vs. Philadelphia (Oct. 1):** Appeared in the 16th game of his career, starting as the WILL linebacker and playing 68 defensive snaps...Totaled five tackles (four solo) and a tackle for loss...**at New York Giants (Oct. 8):** Saw action on 35 defensive snaps, totaling six tackles (five solo)...**at Oakland (Oct. 15):** Appeared on 20 snaps on defense and two on special teams, registering two tackles (one solo)... **vs. Denver (Oct. 22):** Posted his first fumble recovery of the season after S Adrian Phillips stripped the ball free from TE A.J. Derby...Finished with two tackles (one solo) and the recovery, eclipsing 120 career tackles...Saw action on 18 plays on defense.

2017, LOS ANGELES CHARGERS

		Games		Tackles						Interceptions					Fumbles	
Date	Opp.	Res.	P/S	Tot	So	As	Sk	Yd	TFL	No.	Yd	Lg	TD	PD	FF	FR
09/11	at Den	L	1/1	15	13	2	0	0	0	0	0	-	0	0	0	0
09/17	Mia	L	1/1	10	6	4	0	0	0	0	0	-	0	0	0	0
09/24	KC	L	1/1	8	4	4	0	0	0	0	0	-	0	0	0	0
10/01	Phi	L	1/1	5	4	1	0	0	1	0	0	-	0	0	0	0
10/08	at NYG	W	1/1	6	5	1	0	0	0	0	0	-	0	0	0	0
10/15	at Oak	W	1/0	2	1	1	0	0	0	0	0	-	0	0	0	0
10/22	Den	W	1/0	2	1	1	0	0	0	0	0	-	0	0	0	1
10/31	at NE															
11/12	at Jax															
11/19	Buf															
11/23	at Dal															
12/03	Cle															
12/10	Was															
12/16	at KC															
12/24	at NYJ															
12/31	Oak															
'17 TOTALS		**3-4**	**7/5**	**48**	**34**	**14**	**0**	**0**	**1**	**0**	**0**	**-**	**0**	**0**	**0**	**1**

JATAVIS BROWN NFL STATISTICS

				— Tackles —						— Interceptions —					— Fumbles —			
Year	Team	GP	GS	Total	Solo	Asst	Sacks	Yds	TFL	No.	Yds	Lg	TD	PD	FF	FR	Yds	ST Tackles
2016	San Diego	12	7	73	52	21	3.5	24	9	0	0	—	0	8	2	1	0	3
2017	Los Angeles Chargers	7	5	48	34	14	0.0	0	1	0	0	—	0	0	0	1	0	0
NFL Totals		**19**	**12**	**121**	**86**	**35**	**3.5**	**24**	**10**	**0**	**0**	**—**	**0**	**8**	**2**	**2**	**0**	**3**

43 MICHAEL DAVIS

POSITION:	Cornerback
HEIGHT:	6-2
WEIGHT:	195
BORN:	January 6, 1995
COLLEGE:	Brigham Young
HOMETOWN:	Glendale, Calif.
HIGH SCHOOL:	Glendale (Calif.) High
EXPERIENCE:	Rookie
ACQUIRED:	Free Agent — 2017
CAREER GP/GS:	6/0
PLAYOFFS GP/GS:	0/0

2017: Opened the season on the practice squad after final roster reductions...Signed to active roster on Sept. 16...Played in six games since, appearing on 111 special teams snaps and four on defense...Leads the team with eight special teams tackles along with ILB Nick Dzubnar and RB Austin Ekeler... Totaled four special teams tackles on punt coverage, pinning the opponent inside their own 20 twice...Registered four special teams tackles on kickoff coverage with two pinning the opponent inside their own 20...**vs. Miami (Sept. 17):** Made his NFL debut, appearing on 11 special teams plays...Registered a special teams tackle on punt coverage, pinning the Dolphins inside their own 20...**vs. Kansas City (Sept. 24):** Played on 16 special teams snaps...**vs. Philadelphia (Oct. 1):** Appeared on 19 special teams plays...Posted a special teams tackle on punt coverage that forced the ensuing Philadelphia drive to begin inside the 20...**at New York Giants (Oct. 8):** Saw the first action of his career on defense, playing four defensive snaps...Appeared on a team-high 27 special teams plays, posting two tackles on special teams...Registered one on punt coverage and one on kickoff coverage that forced the Giants to start the ensuing drive from inside their own 20...**at Oakland (Oct. 15):** Played a team-high 18 snaps on special teams, totaling a special teams tackle on kickoff coverage...**vs. Denver (Oct. 22):** Saw action on 20 special teams snaps, posting three special teams tackles...Made one on punt coverage and two on kickoff coverage, pinning Denver inside the 20 once on kickoff coverage.

2017, LOS ANGELES CHARGERS

			Games	Tackles						Interceptions					Fumbles	
Date	Opp.	Res.	P/S	Tot	So	As	Sk	Yd	TFL	No.	Yd	Lg	TD	PD	FF	FR
09/11	at Den	L	0/0	— Practice Squad —												
09/17	Mia	L	1/0	0	0	0	0	0	0	0	0	-	0	0	0	0
09/24	KC	L	1/0	0	0	0	0	0	0	0	0	-	0	0	0	0
10/01	Phi	L	1/0	0	0	0	0	0	0	0	0	-	0	0	0	0
10/08	at NYG	W	1/0	0	0	0	0	0	0	0	0	-	0	0	0	0
10/15	at Oak	W	1/0	0	0	0	0	0	0	0	0	-	0	0	0	0
10/22	Den	W	1/0	0	0	0	0	0	0	0	0	-	0	0	0	0
10/31	at NE															
11/12	at Jax															
11/19	Buf															
11/23	at Dal															
12/03	Cle															
12/10	Was															
12/16	at KC															
12/24	at NYJ															
12/31	Oak															
'17 TOTALS		**3-4**	**6/0**	**0**	**0**	**0**	**0**	**0**	**0**	**0**	**0**	**-**	**0**	**0**	**0**	**0**

MICHAEL DAVIS NFL STATISTICS

				— Tackles —						— Interceptions —					— Fumbles —			
Year	Team	GP	GS	Total	Solo	Asst	Sacks	Yds	TFL	No.	Yds	Lg	TD	PD	FF	FR	Yds	ST Tackles
2017	Los Angeles Chargers	6	0	0	0	0	0.0	0	0	0	0	—	0	0	0	0	0	8

48 NICK DZUBNAR

POSITION:	Inside Linebacker
HEIGHT:	6-1
WEIGHT:	240
BORN:	August 15, 1991
COLLEGE:	Cal Poly—San Luis Obispo
HOMETOWN:	Mission Viejo, Calif.
HIGH SCHOOL:	Mission Viejo (Calif.) High
EXPERIENCE:	3rd Year (3rd Chargers)
ACQUIRED:	Free Agent — 2015
CAREER GP/GS:	24/0
PLAYOFFS GP/GS:	0/0

2017: Appeared in four games and was inactive for one, tallying eight special teams tackles with three on kickoff coverage and five on punt coverage...The eight special teams tackles leads the team along with CB Michael Davis and RB Austin Ekeler...Began the season on the team's practice squad before being signed to the active roster on Sept. 23 as the corresponding move to CB Jason Verrett being placed on injured reserve...**vs. Kansas City (Sept. 24):** Made his season debut, appearing on five special teams plays, registering a special teams tackle on punt coverage...**vs. Philadelphia (Oct. 1):** Inactive (healthy scratch)...**at New York Giants (Oct. 8):** Appeared on 17 plays on special teams, registering two special teams tackles on kickoff coverage and one on punt coverage...**at Oakland (Oct. 15):** Saw action on 15 special teams plays, netting a special teams tackle on kickoff coverage and one of punt coverage...**vs. Denver (Oct. 22):** Played on 20 snaps on special teams, registering two special teams tackles on punt coverage, including one that forced Denver to start the ensuing drive inside the 20.

2017, LOS ANGELES CHARGERS

			Games	Tackles						Interceptions					Fumbles	
Date	Opp.	Res.	P/S	Tot	So	As	Sk	Yd	TFL	No.	Yd	Lg	TD	PD	FF	FR
09/11	at Den	L	0/0	— Practice Squad —												
09/17	Mia	L	0/0	— Practice Squad —												
09/24	KC	L	1/0	0	0	0	0	0	0	0	0	-	0	0	0	0
10/01	Phi	L	0/0	— Inactive —												
10/08	at NYG	W	1/0	0	0	0	0	0	0	0	0	-	0	0	0	0
10/15	at Oak	W	1/0	0	0	0	0	0	0	0	0	-	0	0	0	0
10/22	Den	W	1/0	0	0	0	0	0	0	0	0	-	0	0	0	0
10/31	at NE															
11/12	at Jax															
11/19	Buf															
11/23	at Dal															
12/03	Cle															
12/10	Was															
12/16	at KC															
12/24	at NYJ															
12/31	Oak															
'17 TOTALS		**3-4**	**4/0**	**0**	**0**	**0**	**0**	**0**	**0**	**0**	**0**	**-**	**0**	**0**	**0**	**0**

NICK DZUBNAR NFL STATISTICS

				— Tackles —						— Interceptions —					— Fumbles —			
Year	Team	GP	GS	Total	Solo	Asst	Sacks	Yds	TFL	No.	Yds	Lg	TD	PD	FF	FR	Yds	ST Tackles
2015	San Diego	16	0	2	0	2	0.0	0	0	0	0	—	0	0	0	0	0	13
2016	San Diego	4	0	6	3	3	0.0	0	0	0	0	—	0	0	0	0	0	0
2017	Los Angeles Chargers	4	0	0	0	0	0.0	0	0	0	0	—	0	0	0	0	0	8
NFL Totals		**24**	**0**	**8**	**3**	**5**	**0.0**	**0**	**0**	**0**	**0**	—	**0**	**0**	**0**	**0**	**0**	**21**

51 KYLE EMANUEL

POSITION:	Outside Linebacker
HEIGHT:	6-3
WEIGHT:	250
BORN:	August 16, 1991
COLLEGE:	North Dakota State
HOMETOWN:	Schuyler, Neb.
HIGH SCHOOL:	Schuyler (Neb.) Central High
EXPERIENCE:	3rd Year (3rd Chargers)
ACQUIRED:	Draft 5 — 2015
CAREER GP/GS:	38/18
PLAYOFFS GP/GS:	0/0

2017: Started four of seven games played as the OTTO linebacker...Totaled 22 tackles (nine solo) and two passes defensed...Contributed on 75 special teams plays, registering two special teams tackles on punt coverage...**at Denver (Sept. 11):** Started as the OTTO linebacker, playing 30 snaps on defense and 10 on special teams...Made five tackles (three solo)...**vs. Miami (Sept. 17):** Appeared on 12 defensive snaps and nine on special teams...Registered three tackles (one solo) and a pass defensed...Broke up a pass early in the third quarter from QB Jay Cutler intended for WR Davante Parker...**vs. Kansas City (Sept. 24):** Played 20 defensive snaps, posting a solo tackle...Added 10 snaps on special teams and a special teams tackle on punt coverage that pinned the Chiefs inside their own 20...**vs. Philadelphia (Oct. 1):** Started the 16th game of his career as the OTTO linebacker, his second of the season...Posted three assisted tackles on 17 defensive snaps...Contributed on 10 special teams plays...**at New York Giants (Oct. 8):** Started as the OTTO linebacker, registering three tackles (one solo)...Saw action on 21 defensive snaps and 16 special teams...**at Oakland (Oct. 15):** Appeared on 17 plays on defense and 12 on special teams, posting three assisted tackles...**vs. Denver (Oct. 22):** Started as the OTTO linebacker, appearing on 17 defensive snaps and eight on special teams...Totaled four tackles (three solo), including the 100th of his career, and a pass defensed...Added a special teams tackle on punt coverage...Late in the third quarter, broke up a pass from QB Trevor Siemian intended for TE Virgil Green deep along the right sideline.

2017, LOS ANGELES CHARGERS

			Games	Tackles						Interceptions					Fumbles	
Date	Opp.	Res.	P/S	Tot	So	As	Sk	Yd	TFL	No.	Yd	Lg	TD	PD	FF	FR
09/11	at Den	L	1/1	5	3	2	0	0	0	0	0	-	0	0	0	0
09/17	Mia	L	1/0	3	1	2	0	0	0	0	0	-	0	1	0	0
09/24	KC	L	1/0	1	1	0	0	0	0	0	0	-	0	0	0	0
10/01	Phi	L	1/1	3	0	3	0	0	0	0	0	-	0	0	0	0
10/08	at NYG	W	1/1	3	1	2	0	0	0	0	0	-	0	0	0	0
10/15	at Oak	W	1/0	3	0	3	0	0	0	0	0	-	0	0	0	0
10/22	Den	W	1/1	4	3	1	0	0	0	0	0	-	0	1	0	0
10/31	at NE															
11/12	at Jax															
11/19	Buf															
11/23	at Dal															
12/03	Cle															
12/10	Was															
12/16	at KC															
12/24	at NYJ															
12/31	Oak															
'17 TOTALS		**3-4**	**7/4**	**22**	**9**	**13**	**0**	**0**	**0**	**0**	**0**	**-**	**0**	**2**	**0**	**0**

KYLE EMANUEL NFL STATISTICS

				— Tackles —						— Interceptions —					— Fumbles —			
Year	Team	GP	GS	Total	Solo	Asst	Sacks	Yds	TFL	No.	Yds	Lg	TD	PD	FF	FR	Yds	ST Tackles
2015	San Diego	15	3	30	15	15	1.0	13	3	1	0	0	0	1	0	0	0	8
2016	San Diego	16	11	49	30	19	0.5	2	7	0	0	—	0	2	1	1	0	3
2017	Los Angeles Chargers	7	4	22	9	13	0.0	0	0	0	0	—	0	2	0	0	0	2
NFL Totals		**38**	**18**	**101**	**54**	**47**	**1.5**	**15**	**10**	**1**	**0**	**0**	**0**	**5**	**1**	**1**	**0**	**12**

26 CASEY HAYWARD

POSITION:	Cornerback
HEIGHT:	5-11
WEIGHT:	192
BORN:	September 9, 1989
COLLEGE:	Vanderbilt
HOMETOWN:	Perry, Ga.
HIGH SCHOOL:	Perry (Ga.) High
EXPERIENCE:	6th Year (2nd Chargers)
ACQUIRED:	UFA (Green Bay) — 2016
CAREER GP/GS:	74/41
PLAYOFFS GP/GS:	6/2

2017: Started all seven games, totaling 20 tackles (15 solo), including a tackle for loss, eight passes defensed, an interception and an 11-yard fumble recovery...Ranks third among all Chargers defenders with 455 defensive snaps played...Registered the 70th pass defensed of his career on his interception of QB Trevor Siemian in the second game against Denver...Part of the only secondary this season to not allow more than 245 gross passing yards in a single game...**at Denver (Sept. 11):** Started at LCB, playing 65 of 69 possible defensive snaps and appearing on one special teams play...Registered four tackles (three solo), a pass defensed and a fumble recovery...Returned the recovery 11 yards after the ball was stripped from RB Jamaal Charles by ILB Korey Toomer...The return set up a 38-yard TD from QB Philip Rivers to WR Travis Benjamin on the following play...**vs. Miami (Sept. 17):** Was one of four Los Angeles defenders to appear on all 68 defensive plays after opening the game at LCB...Posted five tackles (three solo)...**vs. Kansas City (Sept. 24):** Appeared in his 70th career game, starting at LCB...Played all 53 snaps on defense, one of five Chargers to do so...Registered three tackles (two solo), including a tackle for loss...**vs. Philadelphia (Oct. 1):** Registered a solo tackle and a career-high five passes defensed...Saw action on 77 defensive snaps after opening the game at LCB...Broke up two deep passes on a drive in the second quarter to help force a Philadelphia field goal...**at New York Giants (Oct. 8):** Started at LCB and appeared on all 70 defensive plays, joining fellow CB Trevor Williams, S Jahleel Addae and S Tre Boston as the only Los Angeles defenders to do so...Posted three solo tackles and a pass defensed...**at Oakland (Oct. 15):** Appeared on all 58 defensive plays and three on special teams after opening the game at LCB...Made three tackles (two solo)...**vs. Denver (Oct. 22):** Posted his first interception of the season for a pass defensed, his 70th breakup of his career...Added a solo tackle while playing all 64 defensive snaps after starting at LCB...Picked off Siemian on fourth-and-six in the fourth quarter to preserve a 14-point advantage.

2017, LOS ANGELES CHARGERS

			Games	Tackles						Interceptions					Fumbles	
Date	Opp.	Res.	P/S	Tot	So	As	Sk	Yd	TFL	No.	Yd	Lg	TD	PD	FF	FR
09/11	at Den	L	1/1	4	3	1	0	0	0	0	0	-	0	1	0	1
09/17	Mia	L	1/1	5	3	2	0	0	0	0	0	-	0	0	0	0
09/24	KC	L	1/1	3	2	1	0	0	1	0	0	-	0	0	0	0
10/01	Phi	L	1/1	1	1	0	0	0	0	0	0	-	0	5	0	0
10/08	at NYG	W	1/1	3	3	0	0	0	0	0	0	-	0	1	0	0
10/15	at Oak	W	1/1	3	2	1	0	0	0	0	0	-	0	0	0	0
10/22	Den	W	1/1	1	1	0	0	0	0	1	-2	-2	0	1	0	0
10/31	at NE															
11/12	at Jax															
11/19	Buf															
11/23	at Dal															
12/03	Cle															
12/10	Was															
12/16	at KC															
12/24	at NYJ															
12/31	Oak															
'17 TOTALS		**3-4**	**7/7**	**20**	**15**	**5**	**0**	**0**	**1**	**1**	**-2**	**-2**	**0**	**8**	**0**	**1**

CASEY HAYWARD NFL STATISTICS

				— Tackles —						— Interceptions —					— Fumbles —			
Year	Team	GP	GS	Total	Solo	Asst	Sacks	Yds	TFL	No.	Yds	Lg	TD	PD	FF	FR	Yds	ST Tackles
2012	Green Bay	16	7	55	43	12	0.0	0	1	6	81	24	0	25	1	0	0	5
2013	Green Bay	3	1	12	7	5	0.0	0	0	0	0	—	0	1	0	0	0	0
2014	Green Bay	16	1	32	27	5	0.0	0	2	3	113	82t	1	6	0	2	49	7
2015	Green Bay	16	11	74	53	21	0.0	0	3	0	0	—	0	7	0	0	0	1
2016	San Diego	16	14	59	51	8	0.0	0	2	7	102	31	1	23	0	0	0	1
2017	Los Angeles Chargers	7	7	20	15	5	0.0	0	1	1	-2	-2	0	8	0	1	11	0
NFL Totals		**74**	**41**	**252**	**196**	**56**	**0.0**	**0**	**9**	**17**	**294**	**82t**	**2**	**70**	**1**	**3**	**60**	**14**

PLAYOFFS				— Tackles —						— Interceptions —					— Fumbles —			
Year	Team	GP	GS	Total	Solo	Asst	Sacks	Yds	TFL	No.	Yds	Lg	TD	PD	FF	FR	Yds	ST Tackles
2012	Green Bay	2	0	2	2	0	0.0	0	0	0	0	—	0	0	0	0	0	2
2014	Green Bay	2	0	1	1	0	0.0	0	1	0	0	—	0	1	0	0	0	0
2015	Green Bay	2	2	14	12	2	0.0	0	0	0	0	—	0	2	0	0	0	0
Postseason Totals		**6**	**2**	**17**	**15**	**2**	**0.0**	**0**	**1**	**0**	**0**	**—**	**0**	**3**	**0**	**0**	**0**	**2**

54 MELVIN INGRAM

POSITION:	Defensive End
HEIGHT:	6-2
WEIGHT:	247
BORN:	April 26, 1989
COLLEGE:	South Carolina
HOMETOWN:	Rockingham, N.C.
HIGH SCHOOL:	Richmond County High
EXPERIENCE:	6th Year (6th Chargers)
ACQUIRED:	Draft 1 — 2012
CAREER GP/GS:	68/51
PLAYOFFS GP/GS:	2/2

2017: Named AFC Defensive Player of the Month for September...Led the conference with 5.5 sacks and 16 tackles (13 solo) in three games in the season's opening month...Started all seven contests, posting 38 tackles (28 solo), 8.5 sacks, 12.5 tackles for loss, a forced fumble and a recovery...His 8.5 sacks rank second in the AFC and No. 4 in the NFL this season...They were the most through five games in Chargers history...Registered the most defensive snaps among all Los Angeles pass rushers with 383...Part of a pass rush unit that is tied for fourth in the NFL with 23 sacks...Combined with DE Joey Bosa, is part of the No. 2 sack duo in the NFL with 16 sacks between the two of them...Part of a defense that joins Jacksonville as the only two pass rush units in the NFL to feature three players with five-plus sacks on the year (Bosa with 7.5 and DE Chris McCain with 5.0)...**at Denver (Sept. 11):** Started at DE, playing 60 plays on defense...Posted four tackles (three solo) and 1.5 sacks...Registered the 1.5 sacks on back-to-back plays in the fourth quarter...Split the first with DE Joey Bosa, collapsing the pocket from both ends to bring down QB Trevor Siemian to force third-and-13...Followed up with a sack of Siemian on the next play, forcing a Denver field goal attempt that was missed by K Brandon McManus...**vs. Miami (Sept. 17):** Posted six tackles (four solo) and a sack after opening the game at DE...Appeared on 50 defensive plays and five on special teams...**vs. Kansas City (Sept. 24):** Became the ninth player to reach 30 sacks in a Chargers uniform after posting six solo tackles, including a career-high three sacks...Began his career day by beating T Mitchell Schwartz with a bull rush to get to QB Alex Smith for a two-yard loss in the second quarter...On the final play of the third quarter, lined up just inside of Bosa, running a stunt with Bosa to slip around the offensive line as he brought down Smith for an 11-yard loss...Midway through the fourth quarter, sped past two offensive linemen to post a five-yard sack of Smith...**vs. Philadelphia (Oct. 1):** Appeared in his 65th career game, starting at DE, contributing on 67 plays on defense and six on special teams...Registered six tackles (four solo) and a tackle for loss for the third-straight game...**at New York Giants (Oct. 8):** Continued to harass opposing quarterbacks, sacking QB Eli Manning twice, including a strip-sack that he recovered to set up the game-winning TD pass from QB Philip Rivers to RB Melvin Gordon...On the play, slipped through two blockers to spin Manning to the ground, knocking the ball free...Dove into a pile of players to corral the loose ball for his first recovery of the season...Finished with eight tackles (six solo), two sacks, three tackles for loss, a forced fumble and the recovery...Saw action on 60 defensive snaps and two on special teams...**at Oakland (Oct. 15):** Started at DE and played 50 defensive snaps...Posted four tackles (two solo) and a tackle for loss, marking the sixth game of the season with a tackle for loss...**vs. Denver (Oct. 22):** Started at DE, seeing action on 51 defensive snaps...Posted four tackles (three solo), an eight-yard sack and two tackles for loss...Dropped RB C.J. Anderson for a two-yard loss in the second quarter, chasing him down from behind...Pushed T Garrett Bolles back with a bull rush into Siemian that resulted in the eight-yard sack.

2017, LOS ANGELES CHARGERS

			Games	Tackles						Interceptions					Fumbles	
Date	Opp.	Res.	P/S	Tot	So	As	Sk	Yd	TFL	No.	Yd	Lg	TD	PD	FF	FR
09/11	at Den	L	1/1	4	3	1	1.5	16	1.5	0	0	-	0	0	0	0
09/17	Mia	L	1/1	6	4	2	1.0	5	1	0	0	-	0	0	0	0
09/24	KC	L	1/1	6	6	0	3.0	18	3	0	0	-	0	0	0	0
10/01	Phi	L	1/1	6	4	2	0	0	1	0	0	-	0	0	0	0
10/08	at NYG	W	1/1	8	6	2	2.0	25	3	0	0	-	0	0	1	1
10/15	at Oak	W	1/1	4	2	2	0	0	1	0	0	-	0	0	0	0
10/22	Den	W	1/1	4	3	1	1.0	8	2	0	0	-	0	0	0	0
10/31	at NE															
11/12	at Jax															
11/19	Buf															
11/23	at Dal															
12/03	Cle															
12/10	Was															
12/16	at KC															
12/24	at NYJ															
12/31	Oak															
'17 TOTALS		**3-4**	**7/7**	**38**	**28**	**10**	**8.5**	**72**	**12.5**	**0**	**0**	**-**	**0**	**0**	**1**	**1**

MELVIN INGRAM NFL STATISTICS

				— Tackles —						— Interceptions —					— Fumbles —			
Year	Team	GP	GS	Total	Solo	Asst	Sacks	Yds	TFL	No.	Yds	Lg	TD	PD	FF	FR	Yds	ST Tackles
2012	San Diego	16	2	29	18	11	1.0	6	5	0	0	—	0	5	2	0	0	12
2013	San Diego	4	1	13	5	8	1.0	0	2	0	0	—	0	0	1	0	0	0
2014	San Diego	9	9	40	25	15	4.0	31	7	0	0	—	0	0	2	0	0	0
2015	San Diego	16	16	76	65	11	10.5	73.5	19	0	0	—	0	5	4	1	0	0
2016	San Diego	16	16	66	45	21	8.0	52	13	0	0	—	0	4	4	0	0	0
2017	Los Angeles Chargers	7	7	38	28	10	8.5	72	12.5	0	0	—	0	0	1	1	0	0
NFL Totals		**68**	**51**	**262**	**186**	**76**	**33.0**	**232.5**	**58.5**	**0**	**0**	**—**	**0**	**14**	**14**	**2**	**0**	**12**

PLAYOFFS				— Tackles —						— Interceptions —					— Fumbles —			
Year	Team	GP	GS	Total	Solo	Asst	Sacks	Yds	TFL	No.	Yds	Lg	TD	PD	FF	FR	Yds	ST Tackles
2013	San Diego	2	2	6	2	4	0.0	0	0	1	3	3	0	0	0	0	0	0

25 RAYSHAWN JENKINS

POSITION:	Safety
HEIGHT:	6-2
WEIGHT:	220
BORN:	January 25, 1994
COLLEGE:	Miami
HOMETOWN:	St. Petersburg, Fla.
HIGH SCHOOL:	Admiral Farragut Academy
EXPERIENCE:	Rookie
ACQUIRED:	Draft 4 — 2017
CAREER GP/GS:	6/0
PLAYOFFS GP/GS:	0/0

2017: Played in six games, missing one with a concussion...Totaled six tackles on special teams, pinning the opponent inside their own 20 twice...**at Denver (Sept. 11):** Made his NFL debut, seeing action on 11 special teams plays...**vs. Miami (Sept. 17):** Inactive (concussion)...**vs. Kansas City (Sept. 24):** Returned from a concussion to play 19 snaps on special teams and register the first special teams tackle of his career on kickoff coverage...**vs. Philadelphia (Oct. 1):** Participated on 23 special teams plays...**at New York Giants (Oct. 8):** Saw action on 27 special teams plays and one on defense...It marked the first defensive snap of his career...Posted two special teams tackles on kickoff coverage, including one that forced the Giants to start the ensuing drive from inside their own 20...**at Oakland (Oct. 15):** Registered two tackles on special teams, with one coming on punt coverage and another on kickoff coverage...Played four snaps on defense and 18 on special teams...**vs. Denver (Oct. 22):** Played two snaps on defense and 19 on special teams, posting a special teams tackle on kickoff coverage that forced Denver to start the ensuing drive inside the 20.

2017, LOS ANGELES CHARGERS

			Games	Tackles						Interceptions					Fumbles	
Date	Opp.	Res.	P/S	Tot	So	As	Sk	Yd	TFL	No.	Yd	Lg	TD	PD	FF	FR
09/11	at Den	L	1/0	0	0	0	0	0	0	0	0	-	0	0	0	0
09/17	Mia	L	0/0	— Inactive —												
09/24	KC	L	1/0	0	0	0	0	0	0	0	0	-	0	0	0	0
10/01	Phi	L	1/0	0	0	0	0	0	0	0	0	-	0	0	0	0
10/08	at NYG	W	1/0	0	0	0	0	0	0	0	0	-	0	0	0	0
10/15	at Oak	W	1/0	0	0	0	0	0	0	0	0	-	0	0	0	0
10/22	Den	W	1/0	0	0	0	0	0	0	0	0	-	0	0	0	0
10/31	at NE															
11/12	at Jax															
11/19	Buf															
11/23	at Dal															
12/03	Cle															
12/10	Was															
12/16	at KC															
12/24	at NYJ															
12/31	Oak															
'17 TOTALS		**3-4**	**6/0**	**0**	**0**	**0**	**0**	**0**	**0**	**0**	**0**	**-**	**0**	**0**	**0**	**0**

RAYSHAWN JENKINS NFL STATISTICS

				— Tackles —						— Interceptions —					— Fumbles —			
Year	Team	GP	GS	Total	Solo	Asst	Sacks	Yds	TFL	No.	Yds	Lg	TD	PD	FF	FR	Yds	ST Tackles
2017	Los Angeles Chargers	6	0	0	0	0	0.0	0	0	0	0	—	0	0	0	0	0	8

20 DESMOND KING

POSITION:	Cornerback
HEIGHT:	5-10
WEIGHT:	200
BORN:	December 14, 1994
COLLEGE:	Iowa
HOMETOWN:	Detroit, Mich.
HIGH SCHOOL:	East English Village High
EXPERIENCE:	Rookie
ACQUIRED:	Draft 5 — 2017
CAREER GP/GS:	7/2
PLAYOFFS GP/GS:	0/0

2017: Appeared in all seven games, starting two of them as the nickel CB...Registered 22 tackles (20 solo), including two tackles for loss...Broke up two passes, including one that resulted in an INT by S Adrian Phillips...Posted a special teams tackle on kickoff coverage...Registered seven kickoff returns for 138 yards (19.7 avg.)...**at Denver (Sept. 11):** Made his NFL debut, appearing on three defensive snaps and nine special teams plays...Broke up a pass from QB Trevor Siemian intended for WR Bennie Fowler III that ended up being intercepted by Phillips...**vs. Miami (Sept. 17):** Started first game of his career as the nickel CB, playing 56 defensive snaps, as well as 13 on special teams...Registered five tackles (four solo), including a tackle for loss...Dropped WR Jarvis Landry for a seven-yard loss on an end-around run in the first quarter...Added a special teams tackle on kickoff coverage...Returned a kickoff 17 yards...**vs. Kansas City (Sept. 24):** Started as the nickel CB, seeing action on 33 defensive snaps and seven on special teams...Posted three solo tackles and a tackle for loss...Returned three kickoffs for 67 yards (21.3 avg.)...**vs. Philadelphia (Oct. 1):** Registered three solo tackles and a pass defensed...Appeared on 62 defensive plays and one on special teams...**at New York Giants (Oct. 8):** Saw action on 48 defensive snaps and 12 on special teams...Totaled two tackles (one solo) and two kick returns for 37 yards (18.5 avg.)...**at Oakland (Oct. 15):** Made four solo tackles...Appeared on 38 plays on defense and 11 on special teams...Posted a 20-yard kick return...**vs. Denver (Oct. 22):** Registered a career-high five solo tackles, seeing action on 47 defensive plays and 12 on special teams.

2017, LOS ANGELES CHARGERS

			Games	Tackles						Interceptions					Fumbles	
Date	Opp.	Res.	P/S	Tot	So	As	Sk	Yd	TFL	No.	Yd	Lg	TD	PD	FF	FR
09/11	at Den	L	1/0	0	0	0	0	0	0	0	0	-	0	1	0	0
09/17	Mia	L	1/1	5	4	1	0	0	1	0	0	-	0	0	0	0
09/24	KC	L	1/1	3	3	0	0	0	1	0	0	-	0	0	0	0
10/01	Phi	L	1/0	3	3	0	0	0	0	0	0	-	0	1	0	0
10/08	at NYG	W	1/0	2	1	1	0	0	0	0	0	-	0	0	0	0
10/15	at Oak	W	1/0	4	4	0	0	0	0	0	0	-	0	0	0	0
10/22	Den	W	1/0	5	5	0	0	0	0	0	0	-	0	0	0	0
10/31	at NE															
11/12	at Jax															
11/19	Buf															
11/23	at Dal															
12/03	Cle															
12/10	Was															
12/16	at KC															
12/24	at NYJ															
12/31	Oak															
'17 TOTALS		**3-4**	**7/2**	**22**	**20**	**2**	**0**	**0**	**2**	**0**	**0**	**-**	**0**	**2**	**0**	**0**

DESMOND KING NFL STATISTICS

				— Tackles —						— Interceptions —					— Fumbles —			
Year	Team	GP	GS	Total	Solo	Asst	Sacks	Yds	TFL	No.	Yds	Lg	TD	PD	FF	FR	Yds	ST Tackles
2017	Los Angeles Chargers	7	2	22	20	2	0.0	0	2	0	0	—	0	2	0	0	0	1

		— Kickoff Returns —					— Punt Returns —						— Total Return —
Year	Team	No.	Yds	Avg.	Lg	TD	No.	FC	Yds	Avg.	Lg	TD	Yards
2017	Los Angeles Chargers	7	138	19.7	25	0	0	0	0	—	—	0	138

94 COREY LIUGET

POSITION:	Defensive Tackle
HEIGHT:	6-2
WEIGHT:	300
BORN:	March 18, 1990
COLLEGE:	Illinois
HOMETOWN:	Miami, Fla.
HIGH SCHOOL:	Hialeah (Fla.) High
EXPERIENCE:	7th Year (7th Chargers)
ACQUIRED:	Draft 1 — 2011
CAREER GP/GS:	96/94
PLAYOFFS GP/GS:	2/2



2017: Started all six games and missed one due to a back injury, posting 18 tackles (12 solo), including three tackles for loss...Posted three passes defensed and a forced fumble...Participated on 24 special teams plays...**at Denver (Sept. 11):** Opened the game at DT, registering three tackles (one solo) on 48 defensive snaps and five on special teams....**vs. Miami (Sept. 17):** Made his 90th-consecutive regular-season start...Appeared on 32 plays on defense, posting a solo tackle and a pass defensed...**vs. Kansas City (Sept. 24):** Played 20 defensive snaps after starting at DT...Made three tackles (two solo)...Forced a third-down fumble of RB Charcandrick West early in the fourth quarter that forced a Kansas City punt...**vs. Philadelphia (Oct. 1):** Registered a season-high four tackles (three solo)...Opened the game at DT...Contributed on 50 defensive plays....**at New York Giants (Oct. 8):** Started at DT, seeing action on 45 plays on defense...Posted three tackles (two solo) and two passes defensed...Tipped a pass at the line of scrimmage late in the fourth quarter that ended up in the hands of S Tre Boston for an INT, sealing the victory...**at Oakland (Oct. 15):** Posted four tackles (three solo), including two tackles for loss...Early in the second quarter, burst between C Rodney Hudson and G Kelechi Osemele to blow up a run by RB DeAndré Washington in the backfield for a six-yard loss...Saw action on 21 defensive snaps after starting at DT...**vs. Denver (Oct. 22):** Inactive (back).

2017, LOS ANGELES CHARGERS

		Games		Tackles						Interceptions					Fumbles	
Date	Opp.	Res.	P/S	Tot	So	As	Sk	Yd	TFL	No.	Yd	Lg	TD	PD	FF	FR
09/11	at Den	L	1/1	3	1	2	0	0	0	0	0	-	0	0	0	0
09/17	Mia	L	1/1	1	1	0	0	0	1	0	0	-	0	1	0	0
09/24	KC	L	1/1	3	2	1	0	0	0	0	0	-	0	0	1	0
10/01	Phi	L	1/1	4	3	1	0	0	0	0	0	-	0	0	0	0
10/08	at NYG	W	1/1	3	2	1	0	0	0	0	0	-	0	2	0	0
10/15	at Oak	W	1/1	4	3	1	0	0	2	0	0	-	0	0	0	0
10/22	Den	W	0/0	— Inactive —												
10/31	at NE															
11/12	at Jax															
11/19	Buf															
11/23	at Dal															
12/03	Cle															
12/10	Was															
12/16	at KC															
12/24	at NYJ															
12/31	Oak															
'17 TOTALS		**3-4**	**6/6**	**18**	**12**	**6**	**0**	**0**	**3**	**0**	**0**	**-**	**0**	**3**	**1**	**0**

COREY LIUGET NFL STATISTICS

				— Tackles —						— Interceptions —					— Fumbles —			
Year	Team	GP	GS	Total	Solo	Asst	Sacks	Yds	TFL	No.	Yds	Lg	TD	PD	FF	FR	Yds	ST Tackles
2011	San Diego	15	13	26	18	8	1.0	3	5	0	0	—	0	3	1	1	0	0
2012	San Diego	16	16	61	42	19	7.0	56	15	0	0	—	0	9	1	1	0	0
2013	San Diego	16	16	50	37	13	5.5	36.5	10	0	0	—	0	4	0	0	0	0
2014	San Diego	16	16	65	52	13	4.5	29.5	19	0	0	—	0	2	2	2	0	0
2015	San Diego	11	11	35	28	7	3.0	14	7	0	0	—	0	0	0	0	0	0
2016	San Diego	16	16	64	32	32	0.0	0	12	0	0	—	0	3	0	1	0	0
2017	Los Angeles Chargers	6	6	18	12	6	0.0	0	3	0	0	—	0	3	1	0	0	0
NFL Totals		**96**	**94**	**319**	**221**	**98**	**21.0**	**139**	**71**	**0**	**0**	**—**	**0**	**24**	**5**	**5**	**0**	**0**

PLAYOFFS				— Tackles —						— Interceptions —					— Fumbles —			
Year	Team	GP	GS	Total	Solo	Asst	Sacks	Yds	TFL	No.	Yds	Lg	TD	PD	FF	FR	Yds	ST Tackles
2014	Carolina	2	2	10	7	3	1.0	1	3	0	0	—	0	0	0	0	0	0

40 CHRIS McCAIN

POSITION:	Defensive End
HEIGHT:	6-5
WEIGHT:	236
BORN:	November 21, 1991
COLLEGE:	California
HOMETOWN:	Greensboro, N.C.
HIGH SCHOOL:	Northern Guilford High
EXPERIENCE:	3rd Year (2nd Chargers)
ACQUIRED:	Free Agent — 2016
CAREER GP/GS:	27/0
PLAYOFFS GP/GS:	0/0

2017: Played in all seven games, posting career highs with 19 tackles (14 solo), including six tackles for loss...With five sacks, has already more than tripled his career total coming into the season...Part of a pass rush unit that is tied for fourth in the NFL with 23 sacks...Part of a defense that joins Jacksonville as the only two pass rush units in the NFL to feature three players with five-plus sacks on the year (DE Melvin Ingram with 8.5 and DE Joey Bosa with 7.5)...**at Denver (Sept. 11):** Posted his first sack of the season, appearing on 20 defensive plays and four on special teams...Totaled two solo tackles...Registered his 10-yard sack on one of the final plays of the first half, speeding past T Menelik Watson to take down QB Trevor Siemian...**vs. Miami (Sept. 17):** Registered his second sack in as many weeks, a zero-yard takedown of QB Jay Cutler on third down in the fourth quarter to force a Miami field goal...Beat T Laremy Tunsil to flush Cutler to his right before chasing down the quarterback along the sideline...Totaled two tackles (one solo) on 18 defensive plays...**vs. Kansas City (Sept. 24):** Registered a sack for the third time in as many games...Powered through the heart of the Kansas City offensive line to drop QB Alex Smith in the second quarter on third down for a nine-yard loss, marking his fifth career sack...Posted two solo tackles and two tackles for loss...Saw action on 15 plays on defense and seven on special teams...**vs. Philadelphia (Oct. 1):** Posted his fourth tackle for loss on the season, tying a career high...Totaled three tackles (two solo) while playing on 20 defensive snaps and two on special teams...**at New York Giants (Oct. 8):** Registered a solo tackle on 11 defensive snaps and eight on special teams...**at Oakland (Oct. 15):** Appeared on 13 snaps on defense and 11 on special teams, totaling three tackles (two solo)...Quickly reacted to a shovel pass on third-and-two by QB Derek Carr to stop WR Cordarrelle Patterson short of the line-to-gain, forcing a Raiders punt...**vs. Denver (Oct. 22):** Registered career highs with six tackles (four solo), two sacks, two tackles for loss, a pass defensed and two forced fumbles...The pass defensed marked the first of his career...Forced fumbles on strip-sacks of Siemian...On the first, came off the left edge to flush Siemian to his right before forcing a fumble that would be recovered by NT Damion Square...Sped past T Allen Barbre in the fourth quarter to register his second strip-sack of Siemian...Appeared on 23 defensive plays and 10 on special teams.

2017, LOS ANGELES CHARGERS

		Games		Tackles						Interceptions					Fumbles	
Date	Opp.	Res.	P/S	Tot	So	As	Sk	Yd	TFL	No.	Yd	Lg	TD	PD	FF	FR
09/11	at Den	L	1/0	2	2	0	1.0	10	1	0	0	-	0	0	0	0
09/17	Mia	L	1/0	2	1	1	1.0	0	0	0	0	-	0	0	0	0
09/24	KC	L	1/0	2	2	0	1.0	9	2	0	0	-	0	0	0	0
10/01	Phi	L	1/0	3	2	1	0	0	1	0	0	-	0	0	0	0
10/08	at NYG	W	1/0	1	1	0	0	0	0	0	0	-	0	0	0	0
10/15	at Oak	W	1/0	3	2	1	0	0	0	0	0	-	0	0	0	0
10/22	Den	W	1/0	6	4	2	2.0	11	2	0	0	-	0	1	2	0
10/31	at NE															
11/12	at Jax															
11/19	Buf															
11/23	at Dal															
12/03	Cle															
12/10	Was															
12/16	at KC															
12/24	at NYJ															
12/31	Oak															
'17 TOTALS		**3-4**	**7/0**	**19**	**14**	**5**	**5.0**	**30**	**6**	**0**	**0**	**-**	**0**	**1**	**2**	**0**

CHRIS McCAIN NFL STATISTICS

				— Tackles —						— Interceptions —					— Fumbles —			
Year	Team	GP	GS	Total	Solo	Asst	Sacks	Yds	TFL	No.	Yds	Lg	TD	PD	FF	FR	Yds	ST Tackles
2014	Miami	10	0	4	4	0	1.0	9	4	0	0	—	0	0	0	0	0	1
2015	Miami	8	0	2	2	0	1.0	7	1	0	0	—	0	0	1	0	0	0
2016	New Orleans	2	0	0	0	0	0.0	0	0	0	0	—	0	0	0	0	0	1
2017	Los Angeles Chargers	7	0	19	14	5	5.0	30	6	0	0	—	0	1	2	0	0	0
NFL Totals		**27**	**0**	**25**	**20**	**5**	**7.0**	**46**	**11**	**0**	**0**	**—**	**0**	**1**	**3**	**0**	**0**	**2**

92 BRANDON MEBANE

POSITION:	Nose Tackle
HEIGHT:	6-1
WEIGHT:	311
BORN:	January 15, 1985
COLLEGE:	California
HOMETOWN:	Los Angeles, Calif.
HIGH SCHOOL:	Crenshaw High
EXPERIENCE:	11th Year (2nd Chargers)
ACQUIRED:	UFA (Seattle) — 2016
CAREER GP/GS:	148/142
PLAYOFFS GP/GS:	11/9

2017: Started all seven contests, totaling 30 tackles (17 solo)... Surpassed 400 career tackles and 145 career games played in the first quarter of the season...**at Denver (Sept. 11):** Started at NT, appearing on 46 defensive plays and five on special teams... Registered six tackles (four solo)...**vs. Miami (Sept. 17):** Posted an assisted tackle and played 35 snaps on defense after opening the game at NT...**vs. Kansas City (Sept. 24):** Started at NT, totaling five tackles (three solo) on 35 defensive snaps...**vs. Philadelphia (Oct. 1):** Posted six tackles (three solo), reaching 400 career tackles...Started at NT, seeing action on 48 defensive plays...It marked his 145th career game played...**at New York Giants (Oct. 8):** Participated on 35 defensive snaps after starting at NT...Totaled five tackles (three solo) and a tackle for loss...**at Oakland (Oct. 15):** Started at NT, seeing action on 33 defensive plays and one on special teams...Registered five tackles (four solo)...Early in the third quarter, penetrated the Oakland offensive line on second-and-two to force RB DeAndré Washington to turn into a tackle by LB Hayes Pullard...**vs. Denver (Oct. 22):** Played 27 snaps on defense after starting at NT, registering two assisted tackles.

2017, LOS ANGELES CHARGERS

			Games	Tackles						Interceptions					Fumbles	
Date	Opp.	Res.	P/S	Tot	So	As	Sk	Yd	TFL	No.	Yd	Lg	TD	PD	FF	FR
09/11	at Den	L	1/1	6	4	2	0	0	0	0	0	-	0	0	0	0
09/17	Mia	L	1/1	1	0	1	0	0	0	0	0	-	0	0	0	0
09/24	KC	L	1/1	5	3	2	0	0	0	0	0	-	0	0	0	0
10/01	Phi	L	1/1	6	3	3	0	0	0	0	0	-	0	0	0	0
10/08	at NYG	W	1/1	5	3	2	0	0	1	0	0	-	0	0	0	0
10/15	at Oak	W	1/1	5	4	1	0	0	0	0	0	-	0	0	0	0
10/22	Den	W	1/1	2	0	2	0	0	0	0	0	-	0	0	0	0
10/31	at NE															
11/12	at Jax															
11/19	Buf															
11/23	at Dal															
12/03	Cle															
12/10	Was															
12/16	at KC															
12/24	at NYJ															
12/31	Oak															
'17 TOTALS		**3-4**	**7/7**	**30**	**17**	**13**	**0**	**0**	**1**	**0**	**0**	**-**	**0**	**0**	**0**	**0**

BRANDON MEBANE NFL STATISTICS

				— Tackles —						— Interceptions —					— Fumbles —			
Year	Team	GP	GS	Total	Solo	Asst	Sacks	Yds	TFL	No.	Yds	Lg	TD	PD	FF	FR	Yds	ST Tackles
2007	Seattle	16	10	29	23	6	2.0	11	0	0	0	—	0	0	0	1	0	0
2008	Seattle	16	16	39	31	8	5.5	24	9	0	0	—	0	1	2	0	0	0
2009	Seattle	15	15	49	41	8	1.5	9.5	8	0	0	—	0	0	0	0	0	0
2010	Seattle	12	12	31	19	12	1.0	7	7	0	0	—	0	2	0	0	0	0
2011	Seattle	16	16	56	40	16	0.0	0	7	0	0	—	0	1	0	0	0	0
2012	Seattle	16	16	56	31	25	3.0	22	4	0	0	—	0	3	0	1	0	0
2013	Seattle	16	16	45	21	24	0.0	0	6	0	0	—	0	1	0	1	0	0
2014	Seattle	9	9	20	11	9	1.0	9	5	0	0	—	0	0	0	0	0	0
2015	Seattle	15	15	24	14	10	1.5	12.5	2	0	0	—	0	0	0	0	0	0
2016	San Diego	10	10	35	19	16	1.0	10	4	1	5	5	0	1	0	0	0	0
2017	Los Angeles Chargers	7	7	30	17	13	0.0	0	1	0	0	—	0	0	0	0	0	0
NFL Totals		**148**	**142**	**414**	**267**	**147**	**16.5**	**105**	**53**	**1**	**5**	**5**	**0**	**9**	**2**	**3**	**0**	**0**

PLAYOFFS

				— Tackles —						— Interceptions —					— Fumbles —			
Year	Team	GP	GS	Total	Solo	Asst	Sk	Yds	TFL	No.	Yds	Lg	TD	PD	FF	FR	Yds	ST Tackles
2007	Seattle	2	2	6	4	2	0.0	0	0	0	0	—	0	0	0	0	0	0
2010	Seattle	2	2	9	8	1	0.0	0	2	0	0	—	0	0	0	0	0	0
2012	Seattle	2	2	9	5	4	0.0	0	0	0	0	—	0	0	0	0	0	0
2013	Seattle	3	2	8	5	3	0.0	0	1	0	0	—	0	0	0	0	0	0
2014	Seattle	2	1	5	3	2	0.0	0	0	0	0	—	0	0	0	0	0	0
NFL Totals		**11**	**9**	**37**	**25**	**12**	**0.0**	**0**	**3**	**0**	**0**	**—**	**0**	**0**	**0**	**0**	**0**	**0**

49 JAMES ONWUALU

POSITION:	Outside Linebacker
HEIGHT:	6-1
WEIGHT:	235
BORN:	September 4, 1994
COLLEGE:	Notre Dame
HOMETOWN:	St. Paul, Minn.
HIGH SCHOOL:	Cretin-Derham Hall High
EXPERIENCE:	Rookie
ACQUIRED:	Free Agent — 2017
CAREER GP/GS:	7/0
PLAYOFFS GP/GS:	0/0

2017: Played in all seven games, leading the team with 132 special teams snaps...Registered six special teams tackles with four coming on kickoff coverage and two on punt coverage...**at Denver (Sept. 11):** Made his NFL debut, playing on 17 special teams snaps and registering a special teams tackle on kickoff coverage...**vs. Miami (Sept. 17):** Appeared on 17 special teams plays... Pinned Miami inside the 20 with a special teams tackle on kickoff coverage...**vs. Kansas City (Sept. 24):** Posted two special teams tackles on kickoff coverage...Played 19 snaps on special teams... **vs. Philadelphia (Oct. 1):** Appeared on 17 special teams plays... **at New York Giants (Oct. 8):** Saw action on 25 snaps on special teams...**at Oakland (Oct. 15):** Played 16 snaps on special teams, registering a special teams tackle on punt coverage...**vs. Denver (Oct. 22):** Saw action on 21 special teams plays, registering a special teams tackle on punt coverage that forced Denver to begin the ensuing drive inside the 20...Had a key block on P Riley Dixon to spring WR Travis Benjamin free for a 65-yard punt return TD in the first quarter.

2017, LOS ANGELES CHARGERS

			Games	Tackles						Interceptions					Fumbles	
Date	Opp.	Res.	P/S	Tot	So	As	Sk	Yd	TFL	No.	Yd	Lg	TD	PD	FF	FR
09/11	at Den	L	1/0	0	0	0	0	0	0	0	0	-	0	0	0	0
09/17	Mia	L	1/0	0	0	0	0	0	0	0	0	-	0	0	0	0
09/24	KC	L	1/0	0	0	0	0	0	0	0	0	-	0	0	0	0
10/01	Phi	L	1/0	0	0	0	0	0	0	0	0	-	0	0	0	0
10/08	at NYG	W	1/0	0	0	0	0	0	0	0	0	-	0	0	0	0
10/15	at Oak	W	1/0	0	0	0	0	0	0	0	0	-	0	0	0	0
10/22	Den	W	1/0	0	0	0	0	0	0	0	0	-	0	0	0	0
10/31	at NE															
11/12	at Jax															
11/19	Buf															
11/23	at Dal															
12/03	Cle															
12/10	Was															
12/16	at KC															
12/24	at NYJ															
12/31	Oak															
'17 TOTALS		**3-4**	**7/0**	**0**	**0**	**0**	**0**	**0**	**0**	**0**	**0**	**-**	**0**	**0**	**0**	**0**

JAMES ONWUALU NFL STATISTICS

				— Tackles —						— Interceptions —					— Fumbles —			
Year	Team	GP	GS	Total	Solo	Asst	Sacks	Yds	TFL	No.	Yds	Lg	TD	PD	FF	FR	Yds	ST Tackles
2017	Los Angeles Chargers	7	0	0	0	0	0.0	0	0	0	0	—	0	0	0	0	0	6

95 TENNY PALEPOI

POSITION:	Defensive Tackle
HEIGHT:	6-1
WEIGHT:	298
BORN:	December 19, 1990
COLLEGE:	Utah
HOMETOWN:	Salt Lake City, Utah
HIGH SCHOOL:	Skyline High
EXPERIENCE:	4th Year (4th Chargers)
ACQUIRED:	Free Agent — 2014
CAREER GP/GS:	35/0
PLAYOFFS GP/GS:	0/0

2017: Appeared in six games after missing the first due to a suspension that carried over from the end of the 2016 season... Registered 14 tackles (10 solo), including four tackles for loss... **vs. Miami (Sept. 17):** Made his season debut, posting three solo tackles and a tackle for loss on 25 defensive snaps...Marked the 30th game played of his career...Contributed on 13 special teams plays...**vs. Kansas City (Sept. 24):** Appeared on 10 plays on defense and 12 on special teams...**vs. Philadelphia (Oct. 1):** Tied career high with five tackles (four solo), including two tackles for loss...Contributed on 17 defensive snaps and 13 on special teams...**at New York Giants (Oct. 8):** Saw action on 11 defensive plays and seven on special teams, posting two tackles (one solo)... **at Oakland (Oct. 15):** Registered two tackles (one solo) and a tackle for loss...Appeared on 12 snaps on defense and seven on special teams...**vs. Denver (Oct. 22):** Totaled two tackles (one solo) while appearing on 26 defensive plays and four on special teams.

2017, LOS ANGELES CHARGERS

			Games	Tackles						Interceptions					Fumbles	
Date	Opp.	Res.	P/S	Tot	So	As	Sk	Yd	TFL	No.	Yd	Lg	TD	PD	FF	FR
09/11	at Den	L	0/0	— Reserve/Suspended —												
09/17	Mia	L	1/0	3	3	0	0	0	1	0	0	-	0	0	0	0
09/24	KC	L	1/0	0	0	0	0	0	0	0	0	-	0	0	0	0
10/01	Phi	L	1/0	5	4	1	0	0	2	0	0	-	0	0	0	0
10/08	at NYG	W	1/0	2	1	1	0	0	0	0	0	-	0	0	0	0
10/15	at Oak	W	1/0	2	1	1	0	0	1	0	0	-	0	0	0	0
10/22	Den	W	1/0	2	1	1	0	0	0	0	0	-	0	0	0	0
10/31	at NE															
11/12	at Jax															
11/19	Buf															
11/23	at Dal															
12/03	Cle															
12/10	Was															
12/16	at KC															
12/24	at NYJ															
12/31	Oak															
'17 TOTALS		**3-4**	**6/0**	**14**	**10**	**4**	**0**	**0**	**4**	**0**	**0**	**-**	**0**	**0**	**0**	**0**

TENNY PALEPOI NFL STATISTICS

				— Tackles —						— Interceptions —					— Fumbles —			
Year	Team	GP	GS	Total	Solo	Asst	Sacks	Yds	TFL	No.	Yds	Lg	TD	PD	FF	FR	Yds	ST Tackles
2014	San Diego	16	0	18	14	4	0.0	0	4	0	0	—	0	0	0	0	0	0
2015	San Diego	0	0	— Injured Reserve —														
2016	San Diego	13	0	23	9	14	0.0	0	2	0	0	—	0	0	0	1	0	0
2017	Los Angeles Chargers	6	0	14	10	4	0.0	0	4	0	0	—	0	0	0	0	0	0
NFL Totals		**35**	**0**	**55**	**33**	**22**	**0.0**	**0**	**10**	**0**	**0**	—	**0**	**0**	**0**	**1**	**0**	**0**

31 ADRIAN PHILLIPS

POSITION:	Safety
HEIGHT:	5-11
WEIGHT:	210
BORN:	March 28, 1992
COLLEGE:	Texas
HOMETOWN:	Garland, Texas
HIGH SCHOOL:	Garland (Texas) High
EXPERIENCE:	4th Year (4th Chargers)
ACQUIRED:	Free Agent — 2014
CAREER GP/GS:	33/9
PLAYOFFS GP/GS:	0/0

2017: Played in all seven contests...Participated on a 127 special teams plays, registering three special teams tackles...Intercepted a pass, registered two passes defensed, forced a fumble and posted 20 tackles (15 solo) on defense...**at Denver (Sept. 11):** Saw action on eight defensive snaps and a team-high 22 on special teams... Intercepted a pass from QB Trevor Siemian in the fourth quarter that bounced off CB Desmond King and WR Bennie Fowler III... Returned the pick four yards...Added a special teams tackle on punt coverage...**vs. Miami (Sept. 17):** Played on six snaps on defense, posting a solo tackle...Contributed on 22 plays on special teams...**vs. Kansas City (Sept. 24):** Posted a solo tackle, seeing time on eight defensive snaps and a team-high 24 snaps on special teams...**vs. Philadelphia (Oct. 1):** Appeared in the 30th game of his career...Registered a special teams tackle on punt coverage, his second of the season...Played 14 snaps on defense and a team-high 23 on special teams...**at New York Giants (Oct. 8):** Tied a career high with eight tackles (seven solo) on 53 defensive snaps...Contributed on 19 plays on special teams, registering his third special teams tackle of the season on punt coverage...**at Oakland (Oct. 15):** Started as a third safety, his first of the season...Registered two solo tackles, playing seven defensive snaps and two on special teams before departing with a concussion... In the first quarter, forced RB Jalen Richard to change direction, resulting in a tackle for a three-yard loss by DT Tenny Palepoi...**vs. Denver (Oct. 22):** Matched a career high with eight tackles (four solo)...Registered a pass defensed and forced the first fumble of his career...Chased down TE A.J. Derby and stripped the ball away to force a fumble that was recovered by OLB Jatavis Brown.

2017, LOS ANGELES CHARGERS

			Games	Tackles						Interceptions					Fumbles	
Date	Opp.	Res.	P/S	Tot	So	As	Sk	Yd	TFL	No.	Yd	Lg	TD	PD	FF	FR
09/11	at Den	L	1/0	0	0	0	0	0	0	1	4	4	0	1	0	0
09/17	Mia	L	1/0	1	1	0	0	0	0	0	0	-	0	0	0	0
09/24	KC	L	1/0	1	1	0	0	0	0	0	0	-	0	0	0	0
10/01	Phi	L	1/0	0	0	0	0	0	0	0	0	-	0	0	0	0
10/08	at NYG	W	1/0	8	7	1	0	0	0	0	0	-	0	0	0	0
10/15	at Oak	W	1/1	2	2	0	0	0	0	0	0	-	0	0	0	0
10/22	Den	W	1/0	8	4	4	0	0	0	0	0	-	0	1	1	0
10/31	at NE															
11/12	at Jax															
11/19	Buf															
11/23	at Dal															
12/03	Cle															
12/10	Was															
12/16	at KC															
12/24	at NYJ															
12/31	Oak															
'17 TOTALS		**3-4**	**7/1**	**20**	**15**	**5**	**0**	**0**	**0**	**1**	**4**	**4**	**0**	**2**	**1**	**0**

ADRIAN PHILLIPS NFL STATISTICS

				— Tackles —						— Interceptions —					— Fumbles —			
Year	Team	GP	GS	Total	Solo	Asst	Sacks	Yds	TFL	No.	Yds	Lg	TD	PD	FF	FR	Yds	ST Tackles
2014	San Diego	3	0	1	0	1	0.0	0	0	0	0	-	0	1	0	0	0	0
2015	San Diego	9	2	19	14	5	0.0	0	1	1	39	39	0	1	0	0	0	3
2016	San Diego	14	6	40	27	13	0.0	0	0	1	22	22	0	3	0	0	0	3
2017	Los Angeles Chargers	7	1	20	15	5	0.0	0	0	1	4	4	0	2	1	0	0	3
NFL Totals		**33**	**9**	**80**	**56**	**24**	**0.0**	**0**	**1**	**3**	**65**	**39**	**0**	**7**	**1**	**0**	**0**	**9**



93 DARIUS PHILON

POSITION:	Defensive End
HEIGHT:	6-1
WEIGHT:	300
BORN:	January 22, 1994
COLLEGE:	Arkansas
HOMETOWN:	Mobile, Ala.
HIGH SCHOOL:	Vigor High
EXPERIENCE:	3rd Year (3rd Chargers)
ACQUIRED:	Draft 6 — 2016
CAREER GP/GS:	29/2
PLAYOFFS GP/GS:	0/0

2017: Played in all seven games this season with one start, posting 19 tackles (13 solo), two sacks and four tackles for loss... Part of a pass rush unit that is tied for fourth in the NFL with 23 sacks...**at Denver (Sept. 11):** Registered an assisted tackle on 13 defensive plays...Appeared on 10 special teams snaps...**vs. Miami (Sept. 17):** Saw action as a reserve on 36 plays on defense and 11 on special teams...Posted three solo tackles and a tackle for loss...**vs. Kansas City (Sept. 24):** Appeared on 33 defensive plays, totaling four tackles (two solo)...Contributed on five special teams plays...**vs. Philadelphia (Oct. 1):** Posted second sack of his career, taking down QB Carson Wentz for a two-yard loss...Participated on 29 defensive snaps and six on special teams...**at New York Giants (Oct. 8):** Registered a sack in his second-consecutive game, dropping QB Eli Manning for an 11-yard loss on third down to force a New York punt midway through fourth quarter...Finished with a career-high five solo tackles, the sack and two tackles for loss...**at Oakland (Oct. 15):** Saw action on 33 plays on defense and three on special teams, registering two tackles (one solo)...**vs. Denver (Oct. 22):** Started in place of DT Corey Liuget, playing 33 defensive snaps and totaling three tackles (one solo).

2017, LOS ANGELES CHARGERS

		Games		Tackles						Interceptions					Fumbles	
Date	Opp.	Res.	P/S	Tot	So	As	Sk	Yd	TFL	No.	Yd	Lg	TD	PD	FF	FR
09/11	at Den	L	1/0	1	0	1	0	0	0	0	0	-	0	0	0	0
09/17	Mia	L	1/0	3	3	0	0	0	1	0	0	-	0	0	0	0
09/24	KC	L	1/0	4	2	2	0	0	0	0	0	-	0	0	0	0
10/01	Phi	L	1/0	1	1	0	1.0	2	1	0	0	-	0	0	0	0
10/08	at NYG	W	1/0	5	5	0	1.0	11	2	0	0	-	0	0	0	0
10/15	at Oak	W	1/0	2	1	1	0	0	0	0	0	-	0	0	0	0
10/22	Den	W	1/1	3	1	2	0	0	0	0	0	-	0	0	0	0
10/31	at NE															
11/12	at Jax															
11/19	Buf															
11/23	at Dal															
12/03	Cle															
12/10	Was															
12/16	at KC															
12/24	at NYJ															
12/31	Oak															
'17 TOTALS		**3-4**	**7/1**	**19**	**13**	**6**	**2.0**	**13**	**4**	**0**	**0**	**-**	**0**	**0**	**0**	**0**

DARIUS PHILON NFL STATISTICS

				— Tackles —						— Interceptions —					— Fumbles —			
Year	Team	GP	GS	Total	Solo	Asst	Sacks	Yds	TFL	No.	Yds	Lg	TD	PD	FF	FR	Yds	ST Tackles
2015	San Diego	8	0	7	6	1	0.0	0	2	0	0	—	0	1	0	0	0	0
2016	San Diego	14	2	16	8	8	1.0	0	2	0	0	—	0	0	0	0	0	0
2017	Los Angeles Chargers	7	1	19	13	6	2.0	13	4	0	0	—	0	0	0	0	0	0
NFL Totals		**29**	**2**	**42**	**27**	**15**	**3.0**	**13**	**8**	**0**	**0**	**—**	**0**	**1**	**0**	**0**	**0**	**0**

50 HAYES PULLARD

POSITION:	Inside Linebacker
HEIGHT:	6-0
WEIGHT:	235
BORN:	April 18, 1992
COLLEGE:	Southern California
HOMETOWN:	Inglewood, Calif.
HIGH SCHOOL:	Crenshaw High
EXPERIENCE:	3rd Year (1st Chargers)
ACQUIRED:	Waivers (Jacksonville) — 2016
CAREER GP/GS:	30/6
PLAYOFFS GP/GS:	0/0

2017: Claimed off waivers from Jacksonville on Sept. 4..Set a career high with 45 tackles (32 solo)...Appeared in six games with four starts, missing one due to injury...Recorded the first INT of his career in the first matchup with Oakland...**at Denver (Sept. 11):** Posted seven tackles (four solo) on 32 defensive snaps in his Chargers debut...**vs. Miami (Sept. 17):** Made his first start in a Chargers uniform, and third of his career, as the MIKE linebacker...Registered eight tackles (five solo) on 42 defensive snaps, the most among Los Angeles linebackers...Contributed on 11 special teams plays with two special teams tackles on punt coverage, including one that pinned Miami inside its own 20...**vs. Kansas City (Sept. 24):** Inactive (knee)...**vs. Philadelphia (Oct. 1):** Returned from injury to appear on 49 defensive plays and seven on special teams...Posted five solo tackles...**at New York Giants (Oct. 8):** Started as the MIKE linebacker, seeing action on 51 defensive snaps...Led the team with a career-high nine tackles (seven solo)...**at Oakland (Oct. 15):** Made the first INT of his career, corralling the pass from QB Derek Carr after it deflected off the hands of RB Marshawn Lynch, halting Oakland's red-zone drive midway through the third quarter...Finished with eight tackles (four solo), a tackle for loss, the INT and a pass defensed... Added a special teams tackle on kickoff coverage...Appeared on 54 defensive snaps and four on special teams after starting as the WILL linebacker...**vs. Denver (Oct. 22):** Started as the WILL linebacker, seeing action on 48 defensive plays...Posted eight tackles (seven solo), marking his third-straight game with eight-plus tackles.

2017, LOS ANGELES CHARGERS

			Games	Tackles						Interceptions					Fumbles	
Date	Opp.	Res.	P/S	Tot	So	As	Sk	Yd	TFL	No.	Yd	Lg	TD	PD	FF	FR
09/11	at Den	L	1/0	7	4	3	0	0	0	0	0	-	0	0	0	0
09/17	Mia	L	1/1	8	5	3	0	0	0	0	0	-	0	0	0	0
09/24	KC	L	0/0	— Inactive —												
10/01	Phi	L	1/0	5	5	0	0	0	0	0	0	-	0	0	0	0
10/08	at NYG	W	1/1	9	7	2	0	0	0	0	0	-	0	0	0	0
10/15	at Oak	W	1/1	8	4	4	0	0	1	1	1	1	0	1	0	0
10/22	Den	W	1/1	8	7	1	0	0	0	0	0	-	0	0	0	0
10/31	at NE															
11/12	at Jax															
11/19	Buf															
11/23	at Dal															
12/03	Cle															
12/10	Was															
12/16	at KC															
12/24	at NYJ															
12/31	Oak															
'17 TOTALS		**3-4**	**6/4**	**45**	**32**	**13**	**0**	**0**	**1**	**1**	**1**	**1**	**0**	**1**	**0**	**0**

HAYES PULLARD NFL STATISTICS

				— Tackles —						— Interceptions —					— Fumbles —			
Year	Team	GP	GS	Total	Solo	Asst	Sacks	Yds	TFL	No.	Yds	Lg	TD	PD	FF	FR	Yds	ST Tackles
2015	Jacksonville	8	2	19	13	6	0.0	0	1	0	0	—	0	0	0	0	0	5
2016	San Diego	16	0	5	3	2	0.0	0	0	0	0	—	0	0	0	0	0	3
2017	Los Angeles Chargers	6	4	45	32	13	0.0	0	1	1	1	1	0	1	0	0	0	3
NFL Totals		**30**	**6**	**79**	**48**	**31**	**0.0**	**0**	**2**	**1**	**1**	**1**	**0**	**1**	**0**	**0**	**0**	**11**

71 DAMION SQUARE

POSITION:	Nose Tackle
HEIGHT:	6-2
WEIGHT:	293
BORN:	February 6, 1989
COLLEGE:	Alabama
HOMETOWN:	Houston, Texas
HIGH SCHOOL:	Yates High
EXPERIENCE:	5th Year (4th Chargers)
ACQUIRED:	Waivers (Kansas City) — 2014
CAREER GP/GS:	34/8
PLAYOFFS GP/GS:	1/0

2017: Appeared in all seven games...Totaled 17 tackles (seven solo), a tackle for loss, a pass defensed and a fumble recovery...**at Denver (Sept. 11):** Registered an assisted tackle on 23 defensive snaps while contributing on five special teams plays...**vs. Miami (Sept. 17):** Saw action as a reserve on 23 defensive snaps, posting two assisted tackles...Appeared on five plays on special teams...**vs. Kansas City (Sept. 24):** Played on 14 defensive plays and five on special teams in the 30th game of his career...Posted two tackles (one solo) and a pass defensed...**vs. Philadelphia (Oct. 1):** Set a season high with four tackles (two solo)...Appeared on 29 plays on defense and six on special teams...**at New York Giants (Oct. 8):** Posted four tackles (two solo) for the second time in as many weeks...Saw action on 24 defensive snaps and two on special teams...**at Oakland (Oct. 15):** Assisted on a tackle, playing on 19 defensive snaps and three on special teams...**vs. Denver (Oct. 22):** Totaled three tackles (two solo) and a tackle for loss on 25 defensive snaps...Recovered a fumble forced by DE Chris McCain on a strip-sack of QB Trevor Siemian.

2017, LOS ANGELES CHARGERS

			Games	Tackles						Interceptions					Fumbles	
Date	Opp.	Res.	P/S	Tot	So	As	Sk	Yd	TFL	No.	Yd	Lg	TD	PD	FF	FR
09/11	at Den	L	1/0	1	0	1	0	0	0	0	0	-	0	0	0	0
09/17	Mia	L	1/0	2	0	2	0	0	0	0	0	-	0	0	0	0
09/24	KC	L	1/0	2	1	1	0	0	0	0	0	-	0	1	0	0
10/01	Phi	L	1/0	4	2	2	0	0	0	0	0	-	0	0	0	0
10/08	at NYG	W	1/0	4	2	2	0	0	0	0	0	-	0	0	0	0
10/15	at Oak	W	1/0	1	0	1	0	0	0	0	0	-	0	0	0	0
10/22	Den	W	1/0	3	2	1	0	0	1	0	0	-	0	0	0	1
10/31	at NE															
11/12	at Jax															
11/19	Buf															
11/23	at Dal															
12/03	Cle															
12/10	Was															
12/16	at KC															
12/24	at NYJ															
12/31	Oak															
'17 TOTALS		**3-4**	**7/0**	**17**	**7**	**10**	**0**	**0**	**1**	**0**	**0**	**-**	**0**	**1**	**0**	**1**

DAMION SQUARE NFL STATISTICS

				— Tackles —						— Interceptions —					— Fumbles —			
Year	Team	GP	GS	Total	Solo	Asst	Sacks	Yds	TFL	No.	Yds	Lg	TD	PD	FF	FR	Yds	ST Tackles
2013	Philadelphia	10	0	10	3	7	0.0	0	1	0	0	—	0	1	0	0	0	0
2014	Kansas City	0	0	0	0	0	0.0	0	0	0	0	—	0	0	0	0	0	0
2014	San Diego	0	0	0	0	0	0.0	0	0	0	0	—	0	0	0	0	0	0
2015	San Diego	6	1	6	6	0	0.0	0	0	0	0	—	0	0	0	1	0	0
2016	San Diego	11	7	31	13	18	2.5	16.5	6	0	0	—	0	0	0	0	0	0
2017	Los Angeles Chargers	7	0	17	7	10	0.0	0	1	0	0	—	0	1	0	1	0	0
NFL Totals		**34**	**8**	**64**	**29**	**35**	**2.5**	**16.5**	**8**	**0**	**0**	**—**	**0**	**2**	**0**	**2**	**0**	**0**

PLAYOFFS				— Tackles —						— Interceptions —					— Fumbles —			
Year	Team	GP	GS	Total	Solo	Asst	Sk	Yds	TFL	No.	Yds	Lg	TD	PD	FF	FR	Yds	ST Tackles
2013	Philadelphia	1	0	1	1	0	0.0	0	0	0	0	—	0	0	0	0	0	0



56 KOREY TOOMER

POSITION:	Inside Linebacker
HEIGHT:	6-2
WEIGHT:	235
BORN:	December 9, 1988
COLLEGE:	Idaho
HOMETOWN:	Las Vegas, Nev.
HIGH SCHOOL:	Shadow Ridge High
EXPERIENCE:	4th Year (2nd Chargers)
ACQUIRED:	Free Agent — 2016
CAREER GP/GS:	37/12
PLAYOFFS GP/GS:	0/0

2017: Appeared in six games, starting four as the MIKE linebacker...Forced a fumble and registered two passes defensed...Posted 30 tackles (15 solo)...**at Denver (Sept. 11):** Started as the MIKE linebacker, appearing on 27 defensive snaps and eight on special teams...Totaled seven tackles (four solo), a pass defensed and forced a fumble...Knocked the ball free from RB Jamaal Charles in the fourth quarter, which was recovered by CB Casey Hayward...**vs. Miami (Sept. 17):** Saw action on 12 plays on defense, posting three assisted tackles...**vs. Kansas City (Sept. 24):** Posted eight tackles (three solo) on 42 defensive plays...Registered his second pass defensed of the season by knocking away a pass from QB Alex Smith intended for WR Tyreek Hill...**vs. Philadelphia (Oct. 1):** Registered the 35th game played and 10th start of his career, opening the game as the MIKE linebacker...Saw action on 16 defensive plays and eight on special teams...**at New York Giants (Oct. 8):** Inactive (healthy scratch)...**at Oakland (Oct. 15):** Returned to action as the team's starting MIKE linebacker, playing on 34 snaps on defense...Tied a season high with eight tackles (seven solo)...**vs. Denver (Oct. 22):** Posted four tackles (one solo) after starting as the MIKE linebacker...Appeared on 15 defensive plays.

2017, LOS ANGELES CHARGERS

			Games	Tackles						Interceptions					Fumbles	
Date	Opp.	Res.	P/S	Tot	So	As	Sk	Yd	TFL	No.	Yd	Lg	TD	PD	FF	FR
09/11	at Den	L	1/1	7	4	3	0	0	0	0	0	-	0	1	1	0
09/17	Mia	L	1/0	3	0	3	0	0	0	0	0	-	0	0	0	0
09/24	KC	L	1/0	8	3	5	0	0	0	0	0	-	0	1	0	0
10/01	Phi	L	1/1	0	0	0	0	0	0	0	0	-	0	0	0	0
10/08	at NYG	W	0/0	— Inactive —												
10/15	at Oak	W	1/1	8	7	1	0	0	0	0	0	-	0	0	0	0
10/22	Den	W	1/1	4	1	3	0	0	0	0	0	-	0	0	0	0
10/31	at NE															
11/12	at Jax															
11/19	Buf															
11/23	at Dal															
12/03	Cle															
12/10	Was															
12/16	at KC															
12/24	at NYJ															
12/31	Oak															
'17 TOTALS		**3-4**	**6/4**	**30**	**15**	**15**	**0**	**0**	**0**	**0**	**0**	**-**	**0**	**2**	**1**	**0**

KOREY TOOMER NFL STATISTICS

				— Tackles —						— Interceptions —					— Fumbles —			
Year	Team	GP	GS	Total	Solo	Asst	Sacks	Yds	TFL	No.	Yds	Lg	TD	PD	FF	FR	Yds	ST Tackles
2014	Dallas	1	0	0	0	0	0.0	0	0	0	0	—	0	0	0	0	0	0
2014	St. Louis	7	0	0	0	0	0.0	0	0	0	0	—	0	0	0	0	0	5
2015	Oakland	10	0	0	0	0	0.0	0	0	0	0	—	0	0	0	0	0	4
2016	San Diego	13	8	69	39	30	1.0	1	9	0	0	—	0	1	3	1	2	4
2017	Los Angeles Chargers	6	4	30	15	15	0.0	0	0	0	0	—	0	2	1	0	0	0
NFL Totals		**37**	**12**	**99**	**54**	**45**	**1.0**	**1**	**9**	**0**	**0**	**—**	**0**	**3**	**4**	**1**	**2**	**13**

22 JASON VERRETT

POSITION:	Cornerback
HEIGHT:	5-10
WEIGHT:	188
BORN:	June 18, 1991
COLLEGE:	Texas Christian
HOMETOWN:	Fairfield, Calif.
HIGH SCHOOL:	Rodriguez High
EXPERIENCE:	4th Year (4th Chargers)
ACQUIRED:	Draft 1 — 2014
CAREER GP/GS:	25/22
PLAYOFFS GP/GS:	0/0

2017: Returned to the starting lineup after missing the last 12 weeks of 2016 with a knee injury...Inactive for game against Miami with a knee injury before being placed on injured reserve on Sept. 23...**at Denver (Sept. 11):** Opened the game at RCB , posting a solo tackle while playing 63 defensive snaps...Contributed on four special teams plays...**vs. Miami (Sept. 17):** Inactive (knee).

2017, LOS ANGELES CHARGERS

			Games	Tackles						Interceptions					Fumbles	
Date	Opp.	Res.	P/S	Tot	So	As	Sk	Yd	TFL	No.	Yd	Lg	TD	PD	FF	FR
09/11	at Den	L	1/1	1	1	0	0	0	0	0	0	-	0	0	0	0
09/17	Mia	L	0/0	— Inactive —												
09/24	KC	L	0/0	— Injured Reserve —												
10/01	Phi	L	0/0	— Injured Reserve —												
10/08	at NYG	W	0/0	— Injured Reserve —												
10/15	at Oak	W	0/0	— Injured Reserve —												
10/22	Den	W	0/0	— Injured Reserve —												
10/31	at NE															
11/12	at Jax															
11/19	Buf															
11/23	at Dal															
12/03	Cle															
12/10	Was															
12/16	at KC															
12/24	at NYJ															
12/31	Oak															
'17 TOTALS		**3-4**	**1/1**	**1**	**1**	**0**	**0**	**0**	**0**	**0**	**0**	**-**	**0**	**0**	**0**	**0**

JASON VERRETT NFL STATISTICS

				— Tackles —						— Interceptions —					— Fumbles —			
Year	Team	GP	GS	Total	Solo	Asst	Sacks	Yds	TFL	No.	Yds	Lg	TD	PD	FF	FR	Yds	ST Tackles
2014	San Diego	6	4	19	18	1	0.0	0	0	1	0	0	0	4	0	0	0	0
2015	San Diego	14	13	47	42	5	0.0	0	2	3	68	68t	1	11	0	0	0	0
2016	San Diego	4	4	13	11	2	0.0	0	0	1	0	0	0	3	0	0	0	1
2017	Los Angeles Chargers	1	1	1	1	0	0.0	0	0	0	0	—	0	0	0	0	0	0
NFL Totals		**25**	**22**	**80**	**72**	**8**	**0.0**	**0**	**2**	**5**	**68**	**68t**	**1**	**18**	**0**	**0**	**0**	**1**

24 TREVOR WILLIAMS

POSITION:	Cornerback
HEIGHT:	5-10
WEIGHT:	191
BORN:	September 15, 1993
COLLEGE:	Penn State
HOMETOWN:	Baltimore, Md.
HIGH SCHOOL:	Calvert Hall College High
EXPERIENCE:	2nd Year (2nd Chargers)
ACQUIRED:	Free Agent — 2016
CAREER GP/GS:	19/11
PLAYOFFS GP/GS:	0/0

2017: Appeared in all seven games, starting six...Totaled 26 tackles (21 solo), including a tackle for loss...Registered the first interception of his career, six passes defensed and two tackles on special teams...Part of the only secondary this season to not allow more than 245 gross passing yards in a single game...**at Denver (Sept. 11):** Appeared on 40 snaps on defense and 20 on special teams...Posted two tackles (one solo)...**vs. Miami (Sept. 17):** Made his first start of the season at RCB in place of an injured CB Jason Verrett, registering five tackles (three solo), including a tackle for loss...Appeared on all 68 defensive plays, one of four Los Angeles defenders to do so...Broke up a pair of passes from QB Jay Cutler...Posted the first pass defensed on a deep ball down the left sideline intended for WR DeVante Parker...Broke up his second pass by knocking away a first-and-goal pass to Parker in the end zone...Contributed on 18 plays on special teams and posted a special teams tackle on kickoff coverage, forcing the Dolphins to start from inside their own 20...**vs. Kansas City (Sept. 24):** Started his second-consecutive game at RCB, playing all 53 defensive plays and 12 on special teams...Registered four tackles (two solo)...**vs. Philadelphia (Oct. 1):** Started at RCB, totaling seven solo tackles and a pass defensed...Broke up a third-down pass intended for WR Torrey Smith in the end zone, forcing a Philadelphia field goal...Appeared on 77 plays on defense and 10 on special teams...**at New York Giants (Oct. 8):** Started at RCB and appeared on all 70 defensive plays, joining fellow CB Casey Hayward, S Jahleel Addae and S Tre Boston as the only Los Angeles defenders to do so...Registered three solo tackles and a special teams tackle on kickoff coverage that forced the Giants to begin the drive inside their own 20...**at Oakland (Oct. 15):** Started at RCB, seeing action on 58 defensive snaps and four on special teams...Registered the first INT of his career while covering WR Michael Crabtree, returning it 21 yards...Finished with a solo tackle, the INT and three passes defensed...**vs. Denver (Oct. 22):** Started at RCB, appearing on all 64 plays on defense...Posted four solo tackles.

2017, LOS ANGELES CHARGERS

		Games		Tackles						Interceptions					Fumbles	
Date	Opp.	Res.	P/S	Tot	So	As	Sk	Yd	TFL	No.	Yd	Lg	TD	PD	FF	FR
09/11	at Den	L	1/0	2	1	1	0	0	0	0	0	-	0	0	0	0
09/17	Mia	L	1/1	5	3	2	0	0	1	0	0	-	0	2	0	0
09/24	KC	L	1/1	4	2	2	0	0	0	0	0	-	0	0	0	0
10/01	Phi	L	1/1	7	7	0	0	0	0	0	0	-	0	1	0	0
10/08	at NYG	W	1/1	3	3	0	0	0	0	0	0	-	0	0	0	0
10/15	at Oak	W	1/1	1	1	0	0	0	0	1	21	21	0	3	0	0
10/22	Den	W	1/1	4	4	0	0	0	0	0	0	-	0	0	0	0
10/31	at NE															
11/12	at Jax															
11/19	Buf															
11/23	at Dal															
12/03	Cle															
12/10	Was															
12/16	at KC															
12/24	at NYJ															
12/31	Oak															
'17 TOTALS		**3-4**	**7/6**	**26**	**21**	**5**	**0**	**0**	**1**	**1**	**21**	**21**	**0**	**6**	**0**	**0**

TREVOR WILLIAMS NFL STATISTICS

				— Tackles —						— Interceptions —					— Fumbles —			
Year	Team	GP	GS	Total	Solo	Asst	Sacks	Yds	TFL	No.	Yds	Lg	TD	PD	FF	FR	Yds	ST Tackles
2016	San Diego	12	5	29	24	5	0.0	0	1	0	0	—	0	5	0	1	0	0
2017	Los Angeles Chargers	7	6	26	21	5	0.0	0	1	1	21	21	0	6	0	0	0	2
NFL Totals		**19**	**11**	**55**	**45**	**10**	**0.0**	**0**	**2**	**1**	**21**	**21**	**0**	**11**	**0**	**0**	**0**	**2**

10 KELLEN CLEMENS

POSITION:	Quarterback
HEIGHT:	6-2
WEIGHT:	220
BORN:	June 6, 1983
COLLEGE:	Oregon
HOMETOWN:	Burns, Ore.
HIGH SCHOOL:	Burns (Ore.) High
EXPERIENCE:	12th Year (4th Chargers)
ACQUIRED:	UFA (St. Louis) — 2014
CAREER GP/GS:	56/21
PLAYOFFS GP/GS:	3/0

2017: Dressed and been active as the backup quarterback, but has not played in any of the seven contests this season.

2017, LOS ANGELES CHARGERS

			Games	Passing									Rushing		
Date	Opp.	Res.	P/S	Att	Cmp	Pct.	Yds	TD	Int	Lg	Sk	Rtg	Att	Yds	TD
09/11	at Den	L	0/0	0	0	0.0	0	0	0	-	0	-	0	0	0
09/17	Mia	L	0/0	0	0	0.0	0	0	0	-	0	-	0	0	0
09/24	KC	L	0/0	0	0	0.0	0	0	0	-	0	-	0	0	0
10/01	Phi	L	0/0	0	0	0.0	0	0	0	-	0	-	0	0	0
10/08	at NYG	W	0/0	0	0	0.0	0	0	0	-	0	-	0	0	0
10/15	at Oak	W	0/0	0	0	0.0	0	0	0	-	0	-	0	0	0
10/22	Den	W	0/0	0	0	0.0	0	0	0	-	0	-	0	0	0
10/31	at NE														
11/12	at Jax														
11/19	Buf														
11/23	at Dal														
12/03	Cle														
12/10	Was														
12/16	at KC														
12/24	at NYJ														
12/31	Oak														
'17 TOTALS		**3-4**	**0/0**	**0**	**0**	**0.0**	**0**	**0**	**0**	**-**	**0**	**-**	**0**	**0**	**0**

KELLEN CLEMENS NFL STATISTICS

				— Passing —											— Rushing —				
Year	Team	GP	GS	Att	Cmp	Pct.	Yards	Y/A	TD	Int	Lg	Sk	Lost	Rating	Att	Yds	Avg.	Lg	TD
2006	New York Jets	2	0	1	0	0.0	0	0.0	0	0	—	4	27	39.6	2	10	5.0	8	0
2007	New York Jets	10	8	250	130	52.0	1,529	6.1	5	10	56	27	138	60.9	27	111	4.1	18	1
2008	New York Jets	2	0	5	3	60.0	26	5.2	0	1	11	0	0	34.2	3	-3	-1.0	-1	0
2009	New York Jets	10	1	26	13	50.0	125	4.8	0	0	26	4	21	63.8	12	1	0.1	6	0
2010	New York Jets	1	0	2	1	50.0	6	3.0	0	0	6	0	0	56.3	2	9	4.5	10t	1
2011	St. Louis	3	3	91	48	52.7	546	6.0	2	1	36t	9	68	73.8	6	37	6.2	18t	1
2012	St. Louis	2	0	3	1	33.3	39	13.0	0	1	39	0	0	42.4	2	5	2.5	5	0
2013	St. Louis	10	9	242	142	58.7	1,673	6.9	8	7	81t	21	138	78.8	23	64	2.8	16	0
2014	San Diego	2	0	3	1	33.3	10	3.3	0	0	10	1	9	43.8	0	0	—	—	0
2015	San Diego	2	0	6	5	83.3	63	10.5	1	0	19t	0	0	150.0	1	-1	-1.0	-1	0
2016	San Diego	12	0	1	0	0.0	0	0.0	0	0	0	0	0	39.6	2	-1	-0.5	0	0
2017	Los Angeles Chargers	0	0	0	0	0.0	0	—	0	0	—	0	0	—	0	0	—	—	0
NFL Totals		**56**	**21**	**630**	**344**	**54.6**	**4,017**	**6.4**	**16**	**20**	**81t**	**66**	**401**	**69.4**	**80**	**232**	**2.9**	**18**	**3**

PLAYOFFS

Year	Team	GP	GS	Att	Cmp	Pct.	Yards	Y/A	TD	Int	Lg	Sk	Lost	Rating	No.	Yds	Avg.	Lg	TD
2009	New York Jets	3	0	0	0	0.0	0	—	0	0	—	0	0	—	0	0	—	—	0

7 CARDALE JONES

POSITION:	Quarterback
HEIGHT:	6-5
WEIGHT:	250
BORN:	September 29, 1992
COLLEGE:	Ohio State
HOMETOWN:	Cleveland, Ohio
HIGH SCHOOL:	Cleveland (Ohio) Glenville High
EXPERIENCE:	2nd Year (1st Chargers)
ACQUIRED:	Trade (Buffalo) — 2017
CAREER GP/GS:	1/0
PLAYOFFS GP/GS:	0/0

2017: Acquired in a trade with Buffalo on July 26...Made 53-man roster as the third quarterback and was inactive for all seven contests...**at Denver (Sept. 11):** Inactive (healthy scratch).

2017, LOS ANGELES CHARGERS

			Games	Passing									Rushing		
Date	Opp.	Res.	P/S	Att	Cmp	Pct.	Yds	TD	Int	Lg	Sk	Rtg	Att	Yds	TD
09/11	at Den	L	0/0				— Inactive —								
09/17	Mia	L	0/0				— Inactive —								
09/24	KC	L	0/0				— Inactive —								
10/01	Phi	L	0/0				— Inactive —								
10/08	at NYG	W	0/0				— Inactive —								
10/15	at Oak	W	0/0				— Inactive —								
10/22	Den	W	0/0				— Inactive —								
10/31	at NE														
11/12	at Jax														
11/19	Buf														
11/23	at Dal														
12/03	Cle														
12/10	Was														
12/16	at KC														
12/24	at NYJ														
12/31	Oak														
'17 TOTALS		**3-4**	**0/0**	**0**	**0**	**0.0**	**0**	**0**	**0**	**-**	**0**	**-**	**0**	**0**	**0**

CARDALE JONES NFL STATISTICS

				— Passing —												— Rushing —				
Year	Team	GP	GS	Att	Cmp	Pct.	Yards	Y/A	TD	Int	Lg	Sk	Lost	Rating	Att	Yds	Avg.	Lg	TD
2016	Buffalo	1	0	11	6	54.5	96	8.7	0	1	64	1	2	46.0	1	-1	-1.0	-1	0
2017	Los Angeles Chargers	0	0	0	0	0.0	0	—	0	0	—	0	0	—	0	0	—	—	0
NFL Totals		**1**	**0**	**11**	**6**	**54.5**	**96**	**8.7**	**0**	**1**	**64**	**1**	**2**	**46.0**	**1**	**-1**	**-1.0**	**-1**	**0**



17 PHILIP RIVERS

POSITION:	Quarterback
HEIGHT:	6-5
WEIGHT:	228
BORN:	December 8, 1981
COLLEGE:	North Carolina State
HOMETOWN:	Decatur, Ala.
HIGH SCHOOL:	Athens High
EXPERIENCE:	14th Year (14th Chargers)
ACQUIRED:	Trade (N.Y. Giants) — 2004
CAREER GP/GS:	187/183
PLAYOFFS GP/GS:	9/9

2017: Started all seven games at QB, bringing his career total and consecutive games started streak to 183...His streak ranks second among active players, trailing only New York Giants QB Eli Manning...Registered the 100th win of his career, becoming the 15th player in NFL history and fifth active player to reach the century mark...Threw for 1,816 yards and 12 TDs with five INTs on 156-of-256 passing (60.9 pct.) for an 89.9 passer rating...Has thrown for 300-plus yards twice, bringing his career total to 53 games...Posted two games with three passing TDs, putting him at 50 games with three-plus TD passes for his career...In three games, posted a passer rating greater than 105 and registered a rating better than 100 in four games...Threw a TD to TE Antonio Gates that marked the 85th thrown to Gates, the most by a quarterback-tight end duo in history and ranks tied with Hall of Famers Steve Young and Jerry Rice for No. 2 among any quarterback and receiver combination in league annals...Passed Hall of Fame QB Fran Tarkenton (47,003) for 10th in all-time passing yards, bringing his career total to 47,198 against the Giants...Increased his career passing yards to 47,649, surpassing 47,500 in the second matchup with the Broncos...Was the 11th player in NFL history to top 47,000 passing yards...Is the only player to currently have more than 47,000 career passing yards while playing in less than 190 games...In the first matchup with the Raiders, posted the 24th fourth-quarter comeback victory in his career, and his 10th in the final two minutes...Has appeared on all 448 offensive snaps along with T Russell Okung and C/G Spencer Pulley...**at Denver (Sept. 11):** Started his 12th-consecutive season opener...Posted 22 completions on 33 passing attempts (66.7 pct.) for 192 yards and three TDs with an INT (99.6 passer rating)...Completed passes to six different receivers...It marked the 49th game with three-plus TD passes in his career and the third time in the season-opening contest...On the first TD, took a shotgun snap at the Denver 11-yard line and stepped up in the pocket to find RB Melvin Gordon on an angle-route in stride before Gordon leapt over S Justin Simmons to reach the end zone...After an interception by S Adrian Phillips, led the Chargers on a drive that culminated a five-yard TD pass to WR Keenan Allen in the middle of the end zone on a seam-route that beat CB Chris Harris Jr. ...Threw his third TD one play after LB Korey Toomer forced a fumble that was recovered by CB Casey Hayward...Took the snap from the Denver 38-yard line and threw a deep pass to WR Travis Benjamin in the end zone along the left sideline after Benjamin sped past S Darian Stewart...**vs. Miami (Sept. 17):** Posted a 110.6 passer rating, connecting on 31-of-39 passes (79.5 pct.) for 331 yards and TD...Completed passes to seven different receivers...Marked the 52nd game of his career and first of the season to throw for 300-plus passing yards...His 79.5 completion percentage ranks No. 9 in his career and was only his fourth game with a completion percentage above 79.0 when throwing 30-plus pass attempts...Hit Gates in the third quarter on a seven-yard seam route for Gates' 112th career TD reception, breaking a tie with Hall of Fame TE Tony Gonzalez for the most receiving TDs by a tight end in NFL history...The score marked the 85th thrown to Gates, which ranks as the most all-time by a quarterback-tight end combination and ranks tied with Hall of Famers Steve Young and Jerry Rice for No. 2 between any quarterback and receiver combination...Earlier in the game, completed a four-yard pass to Gates for career reception No. 900...**vs. Kansas City (Sept. 24):** Completed 20-of-40 attempts (50.0 pct.) with three INTs (37.2 passer rating)...Tied a then-season-high by completing passes to seven different receivers...**vs. Philadelphia (Oct. 1):** Registered his 180th start (all consecutive), the most in team annals...Posted a 105.9 passer rating, the second of 105-plus on the season, on 22-of-38 passing (57.9 pct.) for 347 yards and two TDs...Completed passes to a season-high nine different receivers...The 347 passing yards were good for his 53rd career game with 300-plus yards...Opened the scoring for Los Angeles on the first play of the team's fourth drive by hitting WR Tyrell Williams in stride on a deep post pattern for a 75-yard TD...It marked the fourth-longest pass of his career, with each of them going for scores...Tossed his second TD to bring the Chargers within two in the fourth quarter, hitting TE Hunter Henry on a four-yard score in the back of the end zone...The score was the 320th TD pass of his career...It marked his 106th game played with multiple TD passes...**at New York Giants (Oct. 8):** Posted his 50th game with three-plus TD passes, throwing for three TDs and 258 yards on 21-of-44 passing (47.7 pct.) with an INT (79.5 rating)...With an 11-yard pass to Gates, surpassed 47,000 career yards, the 11th player in league annals to do so...The play also moved him into 10th in career passing yards, passing Hall of Fame QB Fran Tarkenton (47,003), ending the game with 47,198...Hit Gordon for two passing TDs and Henry for another...Found Gordon early in the second quarter in the right flat for a six-yard score on second-and-goal...With less than a minute in the third quarter, threw a 25-yard strike to Henry in the left corner of the end zone over the top of three Giants defenders to give the Chargers the lead...Trailing by two with just over three minutes remaining, motioned Gordon next to him in the shotgun, hitting the running back in the right flat again for a 10-yard score on third-and-nine to take the lead for good...It was the 23rd fourth-quarter comeback victory of his career and the first since an overtime victory

2017, LOS ANGELES CHARGERS

			Games				Passing						Rushing		
Date	Opp.	Res.	P/S	Att	Cmp	Pct.	Yds	TD	Int	Lg	Sk	Rtg	Att	Yds	TD
09/11	at Den	L	1/1	33	22	66.7	192	3	1	38t	1	99.6	0	0	0
09/17	Mia	L	1/1	39	31	79.5	331	1	0	24	1	110.6	1	0	0
09/24	KC	L	1/1	40	20	50.0	237	0	3	44	2	37.2	0	0	0
10/01	Phi	L	1/1	38	22	57.9	347	2	0	75t	2	105.9	0	0	0
10/08	at NYG	W	1/1	44	21	47.7	258	3	1	25t	0	79.5	4	5	0
10/15	at Oak	W	1/1	36	25	69.4	268	1	0	34	1	100.2	2	-4	0
10/22	Den	W	1/1	26	15	57.7	183	2	0	42t	3	105.1	0	0	0
10/31	at NE														
11/12	at Jax														
11/19	Buf														
11/23	at Dal														
12/03	Cle														
12/10	Was														
12/16	at KC														
12/24	at NYJ														
12/31	Oak														
'17 TOTALS		**3-4**	**7/7**	**256**	**156**	**60.9**	**1,816**	**12**	**5**	**75t**	**10**	**89.9**	**7**	**1**	**0**

over Atlanta (Oct. 23, 2016)...It also marked his first come-from-behind victory with three-plus TD passes since an overtime win against San Francisco (Dec. 20, 2014)...**at Oakland (Oct. 15):** Started at QB, his 182nd consecutive start and appeared on all 65 offensive snaps...Started a game-winning drive with just over four minutes remaining in the fourth quarter to register his 24th fourth-quarter come-from-behind victory in his career...It marked the 10th time he has done so in the final two minutes... Finished with 268 passing yards and a TD on 25-of-36 passing (69.4 pct.) for a passer rating of 100.2, his third of 100-plus on the season...Completed a 15-yard, third-down pass to WR Mike Williams in the fourth quarter for Williams' first NFL catch...Later in the same drive, found Gordon on a screen pass for a six-yard TD to take a 14-10 lead with just over 10 minutes to play...Down 16-14, started the game-winning drive by lofting a pass over S Karl Joseph to Henry for a 34-yard gain...Found Henry two plays later for a 23-yard gain to the Oakland 33-yard line...Centered the ball with four seconds remaining on the Oakland 24-yard line to set up a 32-yard, game-winning field goal by K Nick Novak...**vs. Denver (Oct. 22):** Started his 183rd straight game at QB, seeing action on all 58 offensive snaps...Registered the 100th win of his career, becoming the 15th player in league history and fifth active player to reach the century mark...Completed 15 passes out of 26 attempts (57.7 pct.) for 183 yards and two TDs (105.1 rating)... It marked the third game with a passer rating greater than 105 and fourth of the season over 100...Drew the Denver defense offsides for a free play in the second quarter, finding Allen on a corner-route for a 19-yard gain to the Denver one-yard line...On the next play, completed a swing-pass to RB Austin Ekeler in the left flat for a one-yard TD...In the fourth quarter, completed a 13-yard strike to Henry on third-and-11 to keep the drive alive... Found Benjamin later in the fourth quarter on a slant-route that went for a 42-yard score for his second TD.

PHILIP RIVERS NFL STATISTICS

				— Passing —												— Rushing —				
Year	Team	GP	GS	Att	Cmp	Pct.	Yards	Y/A	TD	Int	Lg	Sk	Lost	Rating		Att	Yds	Avg.	Lg	TD
2004	San Diego	2	0	8	5	62.5	33	4.1	1	0	13t	1	10	110.9		4	-5	-1.3	-1	0
2005	San Diego	2	0	22	12	54.5	115	5.2	0	1	22	3	16	50.4		1	-1	-1.0	-1	0
2006	San Diego	16	16	460	284	61.7	3,388	7.4	22	9	57t	27	144	92.0		48	49	1.0	15	0
2007	San Diego	16	16	460	277	60.2	3,152	6.9	21	15	49t	22	163	82.4		29	33	1.1	10	1
2008	San Diego	16	16	478	312	65.3	4,009	8.4	34	11	67	25	151	105.5		31	84	2.7	11	0
2009	San Diego	16	16	486	317	65.2	4,254	8.8	28	9	81t	25	167	104.4		26	50	1.9	15	1
2010	San Diego	16	16	541	357	66.0	4,710	8.7	30	13	59t	38	227	101.8		29	52	1.8	14	0
2011	San Diego	16	16	582	366	62.9	4,624	7.9	27	20	58	30	198	88.7		26	36	1.4	15	1
2012	San Diego	16	16	527	338	64.1	3,606	6.8	26	15	80t	49	311	88.6		24	40	1.5	11	0
2013	San Diego	16	16	544	378	69.5	4,478	8.2	32	11	60t	30	150	105.5		27	72	2.6	18	0
2014	San Diego	16	16	570	379	66.5	4,286	7.5	31	18	59	36	189	93.8		37	102	2.8	17	0
2015	San Diego	16	16	661	437	66.1	4,792	7.2	29	13	80t	40	264	93.8		17	28	1.6	8	0
2016	San Diego	16	16	578	349	60.4	4,386	7.6	33	21	59	36	188	87.9		14	35	2.5	10	0
2017	Los Angeles Chargers	7	7	256	156	60.9	1,816	7.1	12	5	75t	10	57	89.9		7	1	0.1	8	0
NFL Totals		**187**	**183**	**6,173**	**3,967**	**64.3**	**47,649**	**7.7**	**326**	**161**	**81t**	**372**	**2,235**	**94.5**		**324**	**576**	**1.8**	**18**	**3**

PLAYOFFS

Year	Team	GP	GS	Att	Cmp	Pct.	Yards	Y/A	TD	Int	Lg	Sk	Lost	Rating	No.	Yds	Avg.	Lg	TD
2006	San Diego	1	1	32	14	43.8	230	7.2	0	1	58	3	26	55.5	3	3	1.0	2	0
2007	San Diego	3	3	86	52	60.5	767	8.9	4	4	56t	2	14	85.8	4	-2	-0.5	1	0
2008	San Diego	2	2	71	41	57.7	525	7.4	3	2	62t	8	60	83.4	2	13	6.5	12	0
2009	San Diego	1	1	40	27	67.5	298	7.5	1	2	37	2	15	76.9	3	4	1.3	3	1
2013	San Diego	2	2	43	30	69.8	345	8.0	3	0	49	5	29	116.9	5	14	2.8	6	0
NFL Totals		**9**	**9**	**272**	**164**	**60.3**	**2,165**	**8.0**	**11**	**9**	**62t**	**20**	**144**	**85.2**	**17**	**32**	**1.9**	**12**	**1**

30 AUSTIN EKELER

POSITION:	Running Back
HEIGHT:	5-10
WEIGHT:	200
BORN:	May 17, 1995
COLLEGE:	Western State (Colo.)
HOMETOWN:	Eaton, Colo.
HIGH SCHOOL:	Eaton (Colo.) High
EXPERIENCE:	Rookie
ACQUIRED:	Free Agent — 2017
CAREER GP/GS:	7/0
PLAYOFFS GP/GS:	0/0

2017: Appeared at kick returner in all seven games this season and at running back in six...Scored a 35-yard TD on the first carry of his career...Registered 13 carries for 74 yards (5.7 avg.) and a TD...Posted 13 receptions for 89 yards (6.8 avg.) and a TD...Returned three kicks for 49 yards (16.3 avg.)...Leads the team with eight special teams tackles along with CB Michael Davis and ILB Nick Dzubnar...**at Denver (Sept. 11):** Made his NFL debut in his home state of Colorado...Posted two receptions for 18 yards (9.0 avg.) while seeing action on three offensive plays and 17 on special teams...Registered a special teams tackle on punt coverage pinning Denver inside its own 20...**vs. Miami (Sept. 17):** Returned three kickoffs for 49 yards (16.3 avg.) with a long of 22 yards on 17 plays on special teams...Added a special teams tackle on punt coverage...**vs. Kansas City (Sept. 24):** Registered a six-yard reception...Saw action at running back on six offensive snaps and 19 on special teams...**vs. Philadelphia (Oct. 1):** Recorded a TD on the first carry of his career, a 35-yard score in the fourth quarter...Forced a missed tackle by OLB Mychal Kendricks on second down before running away from defenders for the score...Added two receptions for 23 yards (11.5 avg.)...Contributed with two special teams tackles on punt coverage that pinned the Eagles inside the 20...**at New York Giants (Oct. 8):** Saw the most extensive action of his career on offense, participating on 13 offensive snaps and 16 on special teams...Posted a career-high four carries...Also registered career highs in receptions (three) and receiving yards (28) for a 9.3 avg. ...Contributed with a tackle pinning the Giants inside their own 20 on kickoff coverage to bring his season total to five special teams tackles...**at Oakland (Oct. 15):** Recorded a one-yard run and an eight-yard reception on seven offensive plays...Contributed on 11 special teams plays, totaling two special teams tackles on punt coverage...Converted a reception on third-and-eight to move the chains on the team's first scoring drive...Caught a pass from QB Philip Rivers in the right flat and juked past CB David Amerson to get enough yardage for the first down...**vs. Denver (Oct. 22):** Registered the first TD catch of his career, finishing the game with a career-high four catches for six yards (1.5 avg.) and the score...On the play, started in the shotgun formation to the right of QB Philip Rivers before motioning left out of the backfield to catch a swing-pass in the left flat from Rivers for the one-yard score...Posted career highs with 38 rushing yards on seven carries (5.4 avg.)...Added a special teams tackle on kickoff coverage that forced Denver to start inside the 20...Contributed on punt coverage by downing a Drew Kaser punt at the Denver one-yard line in the third quarter...Saw action on 18 plays on offense and 13 on special teams.

2017, LOS ANGELES CHARGERS

			Games	Rushing					Receiving					Total
Date	Opp.	Res.	P/S	Att	Yds	Avg.	Lg	TD	No.	Yds	Avg.	Lg	TD	Off.
09/11	at Den	L	1/0	0	0	-	-	0	2	18	9.0	11	0	18
09/17	Mia	L	1/0	0	0	-	-	0	0	0	-	-	0	0
09/24	KC	L	1/0	0	0	-	-	0	1	6	6.0	6	0	6
10/01	Phi	L	1/0	1	35	35.0	35t	1	2	23	11.5	12	0	58
10/08	at NYG	W	1/0	4	0	0.0	2	0	3	28	9.3	14	0	28
10/15	at Oak	W	1/0	1	1	1.0	1	0	1	8	8.0	8	0	9
10/22	Den	W	1/0	7	38	5.4	11	0	4	6	1.5	3	1	44
10/31	at NE													
11/12	at Jax													
11/19	Buf													
11/23	at Dal													
12/03	Cle													
12/10	Was													
12/16	at KC													
12/24	at NYJ													
12/31	Oak													
'17 TOTALS		**3-4**	**7/0**	**13**	**74**	**5.7**	**35t**	**1**	**13**	**89**	**6.8**	**14**	**1**	**163**

AUSTIN EKELER NFL STATISTICS

				— Rushing —					— Receiving —					— Scrimmage —
Year	Team	GP	GS	Att	Yds	Avg.	Lg	TD	No.	Yds	Avg.	Lg	TD	Yards
2017	Los Angeles Chargers	7	0	13	74	5.7	35t	1	13	89	6.8	14	1	163

		— Kickoff Returns —					— Punt Returns —						— All-Purpose —
Year	Team	No.	Yds	Avg.	Lg	TD	No.	FC	Yds	Avg.	Lg	TD	Yards
2017	Los Angeles Chargers	3	49	16.3	22	0	0	0	0	—	—	0	212



28 MELVIN GORDON

POSITION:	Running Back
HEIGHT:	6-1
WEIGHT:	215
BORN:	April 13, 1993
COLLEGE:	Wisconsin
HOMETOWN:	Kenosha, Wis.
HIGH SCHOOL:	Bradford High
EXPERIENCE:	3rd Year (3rd Chargers)
ACQUIRED:	Draft 1 — 2015
CAREER GP/GS:	34/31
PLAYOFFS GP/GS:	0/0

2017: Named AFC Offensive Player of the Week for his efforts in a win against the Giants: 163 yards from scrimmage (105 rushing), a team-high six receptions and two TD catches…Started all seven contests, posting 117 carries for 394 yards (3.4 avg.) and three TDs…Caught 29 passes for 228 yards (7.9 avg.) and four TDs…Reached 100 career receptions in the first matchup with the Raiders…Opened the season with a TD in three consecutive games…Became the 13th player in team annals to surpass the 2,000-yard career rushing mark before passing Rod Bernstine (2,007) for No. 12 in franchise history…Has one 100-yard rushing performance…His four receiving TDs are a career high for a single season…**at Denver (Sept. 11):** Started at RB and played 45 snaps on offense…Posted 54 rushing yards on 18 carries (3.0 avg.), and is the only player to rush for more than 50 yards against Denver this season…Added 25 receiving yards and a TD on five catches (5.0 avg.), the third receiving TD of his career…Ran an angle-route out of the backfield to beat the coverage of LB Todd Davis to haul in the pass from QB Philip Rivers, and then leapt over S Justin Simmons at the three-yard line to reach the end zone…Surpassed 700 career receiving yards…**vs. Miami (Sept. 17):** Opened the game at RB, totaling 13 rushing yards and a TD on nine carries (1.4 avg.)…Posted seven catches for 65 yards (9.3 avg.) while playing on 48 offensive snaps…**vs. Kansas City (Sept. 24):** Played 33 offensive snaps after starting at RB…Ran for a then-season-high 79 yards and a TD on 17 attempts (4.6 avg.)…It marked the 30th game played of his career…**vs. Philadelphia (Oct. 1):** Opened the game at RB and appeared on 42 offensive plays, registering a seven-yard reception and 22 rushing yards on 10 carries (2.2 avg.)…Surpassed 1,800 career rushing yards on a 12-yard run in the first quarter…**at New York Giants (Oct. 8):** Named AFC Offensive Player of the Week for his efforts…Hauled in two TD passes from QB Philip Rivers in the right flat inside the red zone, including the game-winning score with just under three minutes remaining…Totaled six catches for 58 yards (9.7 avg.) and the two TDs…Exploded for 105 rushing yards on 20 carries (5.3 avg.) in his first 100-yard performance of the season…The 163 yards from scrimmage rank No. 2 in his career, trailing only a 261-yard performance vs. Tennessee (Nov. 6, 2016), which was also the last time he rushed for 100 yards…Appeared on 65 offensive plays…**at Oakland (Oct. 15):** Registered the second game in as many weeks with 150-plus yards from scrimmage…Ran the ball 25 times for 83 yards (3.3 avg.) and a TD…Posted a career-high nine receptions for 67 yards (7.4 avg.) and a TD…Set the tone early with a 13-yard run on the first play from scrimmage…With less than two minutes left in the second quarter, leapt over the line on a fourth-and-goal from the one-yard line to score his third rushing TD of the season…Registered the 100th catch of his career on his eighth reception of the day, an eight-yard conversion on third down in the red zone…Moments later, caught a screen pass from Rivers and took it six yards for the score, marking his fourth TD catch of the season and sixth of his career…Started at RB, the 30th start of his career, and played 58 snaps on offense…**vs. Denver (Oct. 22):** Started at RB, seeing action on 40 plays on offense…Posted a six-yard reception and 38 rushing yards on 18 carries (2.1 avg.)…Passed Rod Bernstine (2,007) for the No. 12 in career rushing yards in franchise history…Became the 13th Charger to run for 2,000 yards…In the fourth quarter, lined up next to Rivers in shotgun for a draw handoff, patiently waiting for a hole to open before taking the ball 21 yards…The carry marked No. 549 for his career, passing Gary Anderson for 11th in team annals.

2017, LOS ANGELES CHARGERS

			Games	Rushing					Receiving					Total
Date	Opp.	Res.	P/S	Att	Yds	Avg.	Lg	TD	No.	Yds	Avg.	Lg	TD	Off.
09/11	at Den	L	1/1	18	54	3.0	21	0	5	25	5.0	11t	1	79
09/17	Mia	L	1/1	9	13	1.4	11	1	7	65	9.3	16	0	78
09/24	KC	L	1/1	17	79	4.6	14	1	0	0	-	-	0	79
10/01	Phi	L	1/1	10	22	2.2	12	0	1	7	7.0	7	0	29
10/08	at NYG	W	1/1	20	105	5.3	16	0	6	58	9.7	22	2	163
10/15	at Oak	W	1/1	25	83	3.3	18	1	9	67	7.4	14	1	150
10/22	Den	W	1/1	18	38	2.1	21	0	1	6	6.0	6	0	44
10/31	at NE													
11/12	at Jax													
11/19	Buf													
11/23	at Dal													
12/03	Cle													
12/10	Was													
12/16	at KC													
12/24	at NYJ													
12/31	Oak													
'17 TOTALS		**3-4**	**7/7**	**117**	**394**	**3.4**	**21**	**3**	**29**	**228**	**7.9**	**22**	**4**	**622**

MELVIN GORDON NFL STATISTICS

				— Rushing —					— Receiving —					— Scrimmage —
Year	Team	GP	GS	Att	Yds	Avg.	Lg	TD	No.	Yds	Avg.	Lg	TD	Yards
2015	San Diego	14	13	184	641	3.5	27	0	33	192	5.8	18	0	833
2016	San Diego	13	11	254	997	3.9	48	10	41	419	10.2	35	2	1,416
2017	Los Angeles Chargers	7	7	117	394	3.4	21	3	29	228	7.9	22	4	622
NFL Totals		**34**	**31**	**555**	**2,032**	**3.7**	**48**	**13**	**103**	**839**	**8.1**	**35**	**6**	**2,871**

32 BRANDEN OLIVER

POSITION:	Running Back
HEIGHT:	5-8
WEIGHT:	208
BORN:	May 7, 1991
COLLEGE:	Buffalo
HOMETOWN:	Miami, Fla.
HIGH SCHOOL:	Southridge High
EXPERIENCE:	4th Year (4th Chargers)
ACQUIRED:	Free Agent — 2014
CAREER GP/GS:	26/8
PLAYOFFS GP/GS:	0/0

2017: Appeared in four games at running back, totaling 58 rushing yards on 17 carries (3.4 avg)...Hauled in five catches for 20 yards (4.0 avg.)...Inactive three games, including two with a hamstring injury...**at Denver (Sept. 11):** Saw action as a running back on 11 offensive plays and seven on special teams...Posted four rushing attempts for 10 yards (2.5 avg.)...**vs. Miami (Sept. 17):** Saw action at running back on seven offensive plays, totaling a team-high 31 rushing yards on three attempts (10.3 avg.)...Posted a season-long 26-yard run after taking handoff in the shotgun from QB Philip Rivers, breaking toward the left sideline after a block by T Russell Okung on LB Kiko Alonso...**vs. Kansas City (Sept. 24):** Saw action on a season-high 33 snaps on offense, carrying the ball eight times for 16 yards (2.0 avg.)...Added four receptions for 18 yards (4.5 avg.)...**vs. Philadelphia (Oct. 1):** Posted a two-yard reception and two carries for a yard (0.5 avg.), seeing time on 12 offensive snaps and six on special teams...**at New York Giants (Oct. 8):** Inactive (hamstring)...**vs. Denver (Oct. 22):** Inactive (healthy scratch).

2017, LOS ANGELES CHARGERS

			Games	Rushing					Receiving					Total
Date	Opp.	Res.	P/S	Att	Yds	Avg.	Lg	TD	No.	Yds	Avg.	Lg	TD	Off.
09/11	at Den	L	1/0	4	10	2.5	6	0	0	0	-	-	0	10
09/17	Mia	L	1/0	3	31	10.3	26	0	0	0	-	-	0	31
09/24	KC	L	1/0	8	16	2.0	6	0	4	18	4.5	11	0	34
10/01	Phi	L	1/0	2	1	0.5	6	0	1	2	2.0	2	0	3
10/08	at NYG	W	0/0		— Inactive —									
10/15	at Oak	W	0/0		— Inactive —									
10/22	Den	W	0/0		— Inactive —									
10/31	at NE													
11/12	at Jax													
11/19	Buf													
11/23	at Dal													
12/03	Cle													
12/10	Was													
12/16	at KC													
12/24	at NYJ													
12/31	Oak													
'17 TOTALS		**3-4**	**4/0**	**17**	**58**	**3.4**	**26**	**0**	**5**	**20**	**4.0**	**11**	**0**	**78**

BRANDEN OLIVER NFL STATISTICS

				— Rushing —					— Receiving —					— Scrimmage —
Year	Team	GP	GS	Att	Yds	Avg.	Lg	TD	No.	Yds	Avg.	Lg	TD	Yards
2014	San Diego	14	7	160	582	3.6	52	3	36	271	7.5	50	1	853
2015	San Diego	8	1	31	108	3.5	15	0	13	112	8.6	17	0	220
2016	San Diego	0	0		— Injured Reserve —									
2017	Los Angeles Chargers	4	0	17	58	3.4	26	0	5	20	4.0	11	0	78
NFL Totals		**26**	**8**	**208**	**748**	**3.6**	**52**	**3**	**54**	**403**	**7.5**	**50**	**1**	**1,151**

			— Kickoff Returns —				— Punt Returns —						— All-Purpose —
Year	Team	No.	Yds	Avg.	Lg	TD	No.	FC	Yds	Avg.	Lg	TD	Yards
2014	San Diego	1	22	22.0	22	0	0	0	0	—	—	0	875
2015	San Diego	8	197	24.6	30	0	0	0	0	—	—	0	417
2016	San Diego		— Injured Reserve —										
2017	Los Angeles Chargers	0	0	—	—	0	0	0	0	—	—	0	78
NFL Totals		**9**	**219**	**24.3**	**30**	**0**	**0**	**0**	**0**	—	—	**0**	**1,370**

34 DEREK WATT

POSITION:	Full Back
HEIGHT:	6-2
WEIGHT:	234
BORN:	November 7, 1992
COLLEGE:	Wisconsin
HOMETOWN:	Pewaukee, Wis.
HIGH SCHOOL:	Pewaukee (Wis.) High
EXPERIENCE:	2nd Year (2nd Chargers)
ACQUIRED:	Draft 6 — 2016
CAREER GP/GS:	23/4
PLAYOFFS GP/GS:	0/0

2017: Appeared in all seven games with two starts at FB, the first back-to-back starts of his career...Registered a carry and four tackles on special teams...**at Denver (Sept. 11):** Started at FB, seeing action on eight offensive plays and 19 on special teams...**vs. Miami (Sept. 17):** Opened the game at FB, marking his first start in two consecutive games...Had a rushing attempt and a special teams tackle on punt coverage that pinned the Dolphins inside their own 20...Played eight snaps on offense and 18 on special teams...**vs. Kansas City (Sept. 24):** Appeared on a season-high 12 offensive plays while contributing on 17 special teams snaps...**vs. Philadelphia (Oct. 1):** Played the 20th game of his career...Contributed on six offensive snaps and 17 on special teams...**at New York Giants (Oct. 8):** Saw time at fullback and on special teams, contributing on six offensive plays and 17 on special teams...Posted a pair of special teams tackles on kickoff coverage, including one that forced the Giants to begin the drive inside their own 20...**at Oakland (Oct. 15):** Saw action at fullback on 12 plays and played 15 snaps on special teams...Helped spring RB Melvin Gordon free on an 18-yard run in the third quarter...**vs. Denver (Oct. 22):** Played 13 offensive snaps and 16 on special teams, registering a special teams tackle on kickoff coverage.

2017, LOS ANGELES CHARGERS

			Games	Rushing					Receiving					Total
Date	Opp.	Res.	P/S	Att	Yds	Avg.	Lg	TD	No.	Yds	Avg.	Lg	TD	Off.
09/11	at Den	L	1/1	0	0	-	-	0	0	0	-	-	0	0
09/17	Mia	L	1/1	1	0	0.0	0	0	0	0	-	-	0	0
09/24	KC	L	1/0	0	0	-	-	0	0	0	-	-	0	0
10/01	Phi	L	1/0	0	0	-	-	0	0	0	-	-	0	0
10/08	at NYG	W	1/0	0	0	-	-	0	0	0	-	-	0	0
10/15	at Oak	W	1/0	0	0	-	-	0	0	0	-	-	0	0
10/22	Den	W	1/0	0	0	-	-	0	0	0	-	-	0	0
10/31	at NE													
11/12	at Jax													
11/19	Buf													
11/23	at Dal													
12/03	Cle													
12/10	Was													
12/16	at KC													
12/24	at NYJ													
12/31	Oak													
'17 TOTALS		**3-4**	**7/2**	**1**	**0**	**0.0**	**0**	**0**	**0**	**0**	**-**	**-**	**0**	**0**

DEREK WATT NFL STATISTICS

				— Rushing —					— Receiving —					— Scrimmage —
Year	Team	GP	GS	Att	Yds	Avg.	Lg	TD	No.	Yds	Avg.	Lg	TD	Yards
2016	San Diego	16	2	2	4	2.0	2	0	4	83	20.8	53	0	87
2017	Los Angeles Chargers	7	2	1	0	0.0	0	0	0	0	—	—	0	0
NFL Totals		**23**	**4**	**3**	**4**	**1.3**	**2**	**0**	**4**	**83**	**20.8**	**53**	**0**	**87**

44 ANDRE WILLIAMS

POSITION:	Running Back
HEIGHT:	6-0
WEIGHT:	220
BORN:	August 28, 1992
COLLEGE:	Boston College
HOMETOWN:	Allentown, Pa.
HIGH SCHOOL:	Parkland High
EXPERIENCE:	3rd Year (2nd Chargers)
ACQUIRED:	Waivers (N.Y. Giants) — 2016
CAREER GP/GS:	36/7
PLAYOFFS GP/GS:	0/0

2017: Began the season on the practice squad before being activated on Oct. 7...Appeared in three games on special teams, posting a special teams tackle on kickoff coverage...**at New York Giants (Oct. 8):** Made his season debut, contributing on 14 special teams plays...**at Oakland (Oct. 15):** Appeared in 35th career game...Registered his first special teams tackle of the season on kickoff coverage...Saw action on eight special teams snaps...**vs. Denver (Oct. 22):** Active for his third game of the season, appearing on 14 special teams plays.

2017, LOS ANGELES CHARGERS

			Games	Rushing					Receiving					Total
Date	Opp.	Res.	P/S	Att	Yds	Avg.	Lg	TD	No.	Yds	Avg.	Lg	TD	Off.
09/11	at Den	L	0/0	— Practice Squad —										
09/17	Mia	L	0/0	— Practice Squad —										
09/24	KC	L	0/0	— Practice Squad —										
10/01	Phi	L	0/0	— Practice Squad —										
10/08	at NYG	W	1/0	0	0	-	-	0	0	0	-	-	0	0
10/15	at Oak	W	1/0	0	0	-	-	0	0	0	-	-	0	0
10/22	Den	W	1/0	0	0	-	-	0	0	0	-	-	0	0
10/31	at NE													
11/12	at Jax													
11/19	Buf													
11/23	at Dal													
12/03	Cle													
12/10	Was													
12/16	at KC													
12/24	at NYJ													
12/31	Oak													
'17 TOTALS		**3-4**	**3/0**	**0**	**0**	**-**	**-**	**0**	**0**	**0**	**-**	**-**	**0**	**0**

ANDRE WILLIAMS NFL STATISTICS

				— Rushing —					— Receiving —					— Scrimmage —
Year	Team	GP	GS	Att	Yds	Avg.	Lg	TD	No.	Yds	Avg.	Lg	TD	Yards
2014	New York Giants	16	7	217	721	3.3	50t	7	18	130	7.2	24	0	851
2015	New York Giants	16	0	88	257	2.9	35	1	1	7	7.0	7	0	264
2016	San Diego	1	0	18	87	4.8	14	0	0	0	—	—	0	87
2017	Los Angeles Chargers	3	0	0	0	—	—	0	0	0	—	—	0	0
NFL Totals		**36**	**7**	**323**	**1,065**	**3.3**	**50t**	**8**	**19**	**137**	**7.2**	**24**	**0**	**1,202**



13 KEENAN ALLEN

POSITION:	Wide Receiver
HEIGHT:	6-2
WEIGHT:	211
BORN:	April 27, 1992
COLLEGE:	California
HOMETOWN:	Greensboro, N.C.
HIGH SCHOOL:	Northern Guilford High
EXPERIENCE:	5th Year (5th Chargers)
ACQUIRED:	Draft 3 — 2013
CAREER GP/GS:	45/44
PLAYOFFS GP/GS:	2/2

2017: Started all seven games since returning from a knee injury that kept him out of the last 15 games of the 2016 season...With 36 receptions for 487 yards (13.5 avg.) and a TD, is one of five players to post 3,000-plus receiving yards in less than 50 games played since entering the league in 2013... Posted two 100-yard games...Appeared in the 45th game of his career...Leads the league with 16 third-down receptions that converted for a first down, five more than the next player...**at Denver (Sept. 11):** Returned from a knee injury that kept him out of 15 games in 2016 to start at WR and play 53 offensive snaps...Hauled in five passes for 35 yards (7.0 avg.) and a TD, the 17th of his career...Caught a five-yard TD in the middle of the end zone with just over eight minutes to play... **vs. Miami (Sept. 17):** Posted 100 yards on a team-high nine receptions (11.1 avg.), his first 100-yard game of the season and the 12th of his career...Started at WR, appearing on 49 offensive plays and contributing one on defense at the end of the first half...**vs. Kansas City (Sept. 24):** Started 40th game of career at WR and appeared in 61 plays on offense, posting 61 yards on five catches (12.2 avg.)...**vs. Philadelphia (Oct. 1):** Started at WR and played 49 snaps...Totaled a season-high 138 yards on five receptions (27.6 avg.), including a career-long 50-yard catch midway through the fourth quarter...It was the third-most receiving yards in a single game in his career, and the first time he registered more than 115 yards on less than eight receptions...It was the 13th 100-yard game of his career and the first to come on less than six receptions...Marked the fifth game of his career with 130-plus yards...Made career-long 50-yard grab on third-down on a deep dig-route, hauling a 15-yard pass and adding an extra 35 yards to put Los Angeles on the Philadelphia 11-yard line...**at New York Giants (Oct. 8):** Started at WR, hauling in a team-high 67 receiving yards on four receptions (16.8 avg.)...Appeared on 71 offensive snaps...

2017, LOS ANGELES CHARGERS

			Games	Receiving					Rushing					Total
Date	Opp.	Res.	P/S	No.	Yds	Avg.	Lg	TD	Att	Yds	Avg.	Lg	TD	Off.
09/11	at Den	L	1/1	5	35	7.0	9	1	0	0	-	-	0	35
09/17	Mia	L	1/1	9	100	11.1	24	0	0	0	-	-	0	100
09/24	KC	L	1/1	5	61	12.2	17	0	0	0	-	-	0	61
10/01	Phi	L	1/1	5	138	27.6	50	0	0	0	-	-	0	138
10/08	at NYG	W	1/1	4	67	16.8	18	0	0	0	-	-	0	67
10/15	at Oak	W	1/1	5	45	9.0	28	0	0	0	-	-	0	45
10/22	Den	W	1/1	3	41	13.7	19	0	0	0	-	-	0	41
10/31	at NE													
11/12	at Jax													
11/19	Buf													
11/23	at Dal													
12/03	Cle													
12/10	Was													
12/16	at KC													
12/24	at NYJ													
12/31	Oak													
'17 TOTALS		**3-4**	**7/7**	**36**	**487**	**13.5**	**50**	**1**	**0**	**0**	**-**	**-**	**0**	**487**

Surpassed 3,000 career receiving yards, becoming the 16th Chargers receiver to reach that threshold...Marked the 22nd game of his career with 60-plus receiving yards...**at Oakland (Oct. 15):** Registered 45 yards on five receptions (9.0 avg.) after starting at WR...Appeared on 55 offensive plays...Hauled in a league-leading 14th and 15th third-down catches to move the chains on the season, with both coming on the team's first scoring drive...On the first conversion, separated himself from zone coverage on a dig-route for a 28-yard catch-and-run... Tallied a 12-yard catch on third-and-nine for the second conversion... Provided down-field blocks on two 10-plus yard runs by RB Melvin Gordon...**vs. Denver (Oct. 22):** Saw action in the 45th game of his career, starting at WR...Played 47 snaps on offense...Totaled three receptions for 41 yards (13.7 avg.)...On third-and-seven in the second quarter, ran a corner-route to beat the coverage of CB Bradley Roby for a 19-yard gain to the Denver one-yard line, setting up a TD pass from Rivers to RB Austin Ekeler on the following play.

KEENAN ALLEN NFL STATISTICS

				— Receiving —					— Rushing —					— Scrimmage —
Year	Team	GP	GS	No.	Yds	Avg.	Lg	TD	Att	Yds	Avg.	Lg	TD	Yards
2013	San Diego	15	14	71	1,046	14.7	43t	8	0	0	—	—	0	1,046
2014	San Diego	14	14	77	783	10.2	35	4	0	0	—	—	0	783
2015	San Diego	8	8	67	725	10.8	38	4	0	0	—	—	0	725
2016	San Diego	1	1	6	63	10.5	15	0	0	0	—	—	0	63
2017	Los Angeles Chargers	7	7	36	487	13.5	50	1	0	0	—	—	0	487
NFL Totals		**45**	**44**	**257**	**3,104**	**12.1**	**50**	**17**	**0**	**0**	—	—	**0**	**3,104**

		— Kickoff Returns —					— Punt Returns —						— All-Purpose —
Year	Team	No.	Yds	Avg.	Lg	TD	No.	FC	Yds	Avg.	Lg	TD	Yards
2013	San Diego	0	0	—	—	0	15	13	125	8.3	28	0	1,171
2014	San Diego	0	0	—	—	0	11	11	99	9.0	29	0	882
2015	San Diego	0	0	—	—	0	3	4	5	1.7	5	0	730
2016	San Diego	0	0	—	—	0	0	0	0	—	—	0	63
2017	Los Angeles Chargers	0	0	—	—	0	0	0	0	—	—	0	487
NFL Totals		**0**	**0**	—	—	**0**	**29**	**28**	**229**	**7.9**	**29**	**0**	**3,333**

PLAYOFFS

				— Receiving —					— Rushing —					— Scrimmage —
Year	Team	GP	GS	No.	Yds	Avg.	Lg	TD	Att	Yds	Avg.	Lg	TD	Yards
2013	San Diego	2	2	8	163	20.4	49	2	0	0	—	—	0	163

PLAYOFFS

		— Kickoff Returns —					— Punt Returns —						— All-Purpose —
Year	Team	No.	Yds	Avg.	Lg	TD	No.	FC	Yds	Avg.	Lg	TD	Yards
2013	San Diego	0	0	—	—	0	0	2	0	—	—	0	163

12 TRAVIS BENJAMIN

POSITION:	Wide Receiver — Kick Returner
HEIGHT:	5-10
WEIGHT:	175
BORN:	December 29, 1989
COLLEGE:	Miami
HOMETOWN:	Belle Glade, Fla.
HIGH SCHOOL:	Glades Central High
EXPERIENCE:	6th Year (2nd Chargers)
ACQUIRED:	UFA (Cleveland) — 2016
CAREER GP/GS:	75/30
PLAYOFFS GP/GS:	0/0

2017: Appeared in all seven games at wide receiver and punt returner, starting one at receiver...Caught 14 passes for 240 yards (17.1 avg.) and two TDs...Registered three carries for 27 yards (9.0 avg.) and 15 punt returns for 164 yards (10.9 avg.), including one that he returned for a 65-yard TD...Hauled in a 42-yard TD pass on the 170th catch of his career...Became just the second Charger in history to record a punt return TD and a TD catch in the same game (Eric Metcalf vs. Denver, Nov. 30, 1997), doing so in the second matchup with the Broncos... Made 30th career start in first matchup against Raiders and appeared in the 75th game of his career in the second game against the Broncos...**at Denver (Sept. 11):** Saw action on 39 offensive snaps and three on special teams...Registered three catches for 43 yards (14.3 avg.) and a TD...Hauled in a 38-yard TD in the fourth quarter...Sped past S Darian Stewart to get behind the Denver secondary and caught the pass in the end zone along the left sideline...**vs. Miami (Sept. 17):** Appeared in his 70th NFL game, seeing action on 39 plays on offense and three on special teams...Made an 11-yard reception and returned a punt for 23 yards...**vs. Kansas City (Sept. 24):** Registered the sixth 100-yard receiving game of his career, posting 105 yards on five catches (21.0 avg.) on 44 offensive plays...Added a nine-yard rush in the first quarter... Totaled three punt returns for 12 yards (4.0 avg.) on seven special teams plays...Hauled in a 44-yard reception in the first quarter to set up an 11-yard TD run by RB Melvin Gordon on the next play...Ran a flag-route and out-jumped CB Terrance Mitchell for a catch at the Kansas City 26-yard line...Added a 26-yard reception against Mitchell in the fourth quarter to get the Chargers to the Kansas City 22...**vs. Philadelphia (Oct. 1):** Appeared on 37 plays on offense and two on special teams... Hauled in two receptions for 21 yards (10.5 avg.) and returned two punts for three yards (1.5 avg.)...**at New York Giants (Oct. 8):** Appeared on 46 offensive plays, hauling in two catches for 18 yards (9.0 avg.) and registering a 14-yard rush...On the second offensive play in the third quarter, started in the slot on the left side of the formation and took an end-around handoff down the right sideline for a first down...Contributed on eight special teams plays, returning three punts for 35 yards (11.7 avg.)...**at Oakland (Oct. 15):** Started the 30th game of his career as the third WR...Contributed on 21 offensive plays and four on special teams...Returned two punts for six yards (3.0 avg.)...**vs. Denver (Oct. 22):** Posted a 42-yard TD reception and three punt returns for 88 yards (29.3 avg.), including a 65-yard TD return to open scoring...Became just the second Charger in history to register a punt return TD and TD catch in the same game, joining Eric Metcalf (vs. Denver, Nov. 30, 1997)...Allowed a punt by P Riley Dixon to bounce before fielding and planting his foot to drive downfield, splitting the Denver coverage unit for a 65-yard score... The return marked the 90th punt return of his career and fourth for a TD...Surpassed 1,000 punt return yards for his career on the play... Closed scoring in the fourth quarter, hauling in a pass from Rivers on a slant-route before speeding past S Justin Simmons and the rest of the Denver defense for a 42-yard score...The play put him at 170 career receptions and 2,600 career receiving yards...Added a four-yard carry... Saw action on 22 offensive snaps and eight on special teams.

2017, LOS ANGELES CHARGERS

		Games		Receiving					Rushing					Total
Date	Opp.	Res.	P/S	No.	Yds	Avg.	Lg	TD	Att	Yds	Avg.	Lg	TD	Off.
09/11	at Den	L	1/0	3	43	14.3	38t	1	0	0	-	-	0	43
09/17	Mia	L	1/0	1	11	11.0	11	0	0	0	-	-	0	11
09/24	KC	L	1/0	5	105	21.0	44	0	1	9	9.0	9	0	114
10/01	Phi	L	1/0	2	21	10.5	19	0	0	0	-	-	0	21
10/08	at NYG	W	1/0	2	18	9.0	12	0	1	14	14.0	14	0	32
10/15	at Oak	W	1/1	0	0	-	-	0	0	0	-	-	0	0
10/22	Den	W	1/0	1	42	42.0	42t	1	1	4	4.0	4	0	46
10/31	at NE													
11/12	at Jax													
11/19	Buf													
11/23	at Dal													
12/03	Cle													
12/10	Was													
12/16	at KC													
12/24	at NYJ													
12/31	Oak													
'17 TOTALS		**3-4**	**7/1**	**14**	**240**	**17.1**	**44**	**2**	**3**	**27**	**9.0**	**14**	**0**	**267**

TRAVIS BENJAMIN NFL STATISTICS

				— Receiving —					— Rushing —					— Scrimmage —
Year	Team	GP	GS	No.	Yds	Avg.	Lg	TD	Att	Yds	Avg.	Lg	TD	Yards
2012	Cleveland	14	3	18	298	16.6	69t	2	6	66	11.0	35	0	364
2013	Cleveland	8	3	5	105	21.0	39	0	1	45	45.0	45	0	150
2014	Cleveland	16	0	18	314	17.4	43	3	3	11	3.7	10	0	325
2015	Cleveland	16	15	68	966	14.2	61	5	4	12	3.0	10	0	978
2016	San Diego	14	8	47	677	14.4	54	4	2	-3	-1.5	-1	0	674
2017	Los Angeles Chargers	7	1	14	240	17.1	44	2	3	27	9.0	14	0	267
NFL Totals		**75**	**30**	**170**	**2,600**	**15.3**	**69t**	**16**	**19**	**158**	**8.3**	**45**	**0**	**2,758**

		— Kickoff Returns —					— Punt Returns —						— All-Purpose —
Year	Team	No.	Yds	Avg.	Lg	TD	No.	FC	Yds	Avg.	Lg	TD	Yards
2012	Cleveland	3	76	25.3	29	0	3	1	149	49.7	93t	1	589
2013	Cleveland	3	146	48.7	86	0	22	7	257	11.7	79t	1	553
2014	Cleveland	12	246	20.5	28	0	15	8	127	8.5	37	0	698
2015	Cleveland	0	0	—	—	0	28	10	324	11.6	78t	1	1,302
2016	San Diego	0	0	—	—	0	9	0	59	6.6	18	0	733
2017	Los Angeles Chargers	0	0	—	—	0	15	12	164	10.9	65t	1	431
NFL Totals		**18**	**468**	**26.0**	**86**	**0**	**92**	**38**	**1,080**	**11.7**	**93t**	**4**	**4,306**

80 SEAN CULKIN

POSITION:	Tight End
HEIGHT:	6-5
WEIGHT:	255
BORN:	June 11, 1993
COLLEGE:	Missouri
HOMETOWN:	Indian Rocks Beach, Fla.
HIGH SCHOOL:	Christian High
EXPERIENCE:	Rookie
ACQUIRED:	Free Agent — 2017
CAREER GP/GS:	1/0
PLAYOFFS GP/GS:	0/0



2017: Saw action on offense in the first game of his career before being inactive as a healthy scratch for the next six contests...**at Denver (Sept. 11):** Made his NFL debut...Saw action on 11 offensive plays...**vs. Miami (Sept. 17):** Inactive (healthy scratch).

2017, LOS ANGELES CHARGERS

			Games	Receiving					Rushing					Total
Date	Opp.	Res.	P/S	No.	Yds	Avg.	Lg	TD	Att	Yds	Avg.	Lg	TD	Off.
09/11	at Den	L	1/0	0	0	-	-	0	0	0	-	-	0	0
09/17	Mia	L	0/0		— Inactive —									
09/24	KC	L	0/0		— Inactive —									
10/01	Phi	L	0/0		— Inactive —									
10/08	at NYG	W	0/0		— Inactive —									
10/15	at Oak	W	0/0		— Inactive —									
10/22	Den	W	0/0		— Inactive —									
10/31	at NE													
11/12	at Jax													
11/19	Buf													
11/23	at Dal													
12/03	Cle													
12/10	Was													
12/16	at KC													
12/24	at NYJ													
12/31	Oak													
'17 TOTALS		**3-4**	**1/0**	**0**	**0**	**-**	**-**	**0**	**0**	**0**	**-**	**-**	**0**	**0**

SEAN CULKIN NFL STATISTICS

				— Receiving —					— Rushing —					— Scrimmage —
Year	Team	GP	GS	No.	Yds	Avg.	Lg	TD	Att	Yds	Avg.	Lg	TD	Yards
2017	Los Angeles Chargers	1	0	0	0	—	—	0	0	0	—	—	0	0

85 ANTONIO GATES

POSITION:	Tight End
HEIGHT:	6-4
WEIGHT:	255
BORN:	June 18, 1980
COLLEGE:	Kent State
HOMETOWN:	Detroit, Mich.
HIGH SCHOOL:	Central High
EXPERIENCE:	15th Year (15th Chargers)
ACQUIRED:	Free Agent — 2003
CAREER GP/GS:	211/185
PLAYOFFS GP/GS:	10/9

2017: Played in all seven games, starting the season opener…Posted 13 receptions for 119 yards (9.2 avg.) and a TD…Opened his 15th season tied with Hall of Fame TE Tony Gonzalez for the most receiving TDs by a tight end in NFL history with 111 before hauling in a pass from QB Philip Rivers in the home opener to take sole possession of first place…It marked 85 TD receptions from Rivers, the most by a quarterback-tight end duo in NFL history and is tied with Hall of Famers Steve Young and Jerry Rice for No. 2 among any quarterback and receiver combination in league annals…Became 22nd player in NFL history with 900-plus receptions and passed WR Wes Welker (903) to rank No. 21 with 910…**at Denver (Sept. 11):** Made the 185th start of his career at TE and saw time on 39 offensive plays…Hauled in a pair of passes for 17 yards (8.5 avg.)…**vs. Miami (Sept. 17):** Played on 32 snaps on offense at tight end, posting two catches for 11 yards (5.5 avg.) and a TD…The score marked his 112th TD reception of his career, breaking a tie with Gonzalez for the most receiving TDs by a tight end in NFL history…Ran a seam-route and settled in the end zone between two defenders before jumping over S Nate Allen to high-point the football for the score…It marked his 85th TD catch from Rivers, which ranks as the most all-time by a quarterback-tight end combination and ranks tied with Hall of Famers Steve Young and Jerry Rice for No. 2 between any quarterback and receiver combination…The 112 TDs ranks No. 6 in career TD receptions among all players in league annals…The first reception marked the 900th of his career, becoming just the 22nd player in NFL history with 900-plus receptions…**vs. Kansas City (Sept. 24):** Appeared on 40 offensive plays, catching two passes for 30 yards (15.0 avg.), moving into a tie with Welker for No. 21 for all-time receptions with 903…**vs. Philadelphia (Oct. 1):** Posted 18 yards on three receptions (6.0 avg.), moving his career total receptions to 906 to pass Welker for 21st all-time…**at New York Giants (Oct. 8):** Hauled in two catches for 23 yards (11.5 avg.), appearing on 41 offensive snaps…**at Oakland (Oct. 15):** Appeared in the 210th game of his career…Registered a season-long 16-yard catch, putting him at 909 career catches and over 11,300 career receiving yards…Saw action on 37 offensive plays…**vs. Denver (Oct. 22):** Hauled in a four-yard catch for No. 910 in his career…Played on 18 offensive snaps.

2017, LOS ANGELES CHARGERS

			Games	Receiving					Rushing					Total
Date	Opp.	Res.	P/S	No.	Yds	Avg.	Lg	TD	Att	Yds	Avg.	Lg	TD	Off.
09/11	at Den	L	1/1	2	17	8.5	11	0	0	0	-	-	0	17
09/17	Mia	L	1/0	2	11	5.5	7t	1	0	0	-	-	0	11
09/24	KC	L	1/0	2	30	15.0	16	0	0	0	-	-	0	30
10/01	Phi	L	1/0	3	18	6.0	9	0	0	0	-	-	0	18
10/08	at NYG	W	1/0	2	23	11.5	12	0	0	0	-	-	0	23
10/15	at Oak	W	1/0	1	16	16.0	16	0	0	0	-	-	0	16
10/22	Den	W	1/0	1	4	4.0	4	0	0	0	-	-	0	4
10/31	at NE													
11/12	at Jax													
11/19	Buf													
11/23	at Dal													
12/03	Cle													
12/10	Was													
12/16	at KC													
12/24	at NYJ													
12/31	Oak													
'17 TOTALS		**3-4**	**7/1**	**13**	**119**	**9.2**	**16**	**1**	**0**	**0**	**-**	**-**	**0**	**119**

ANTONIO GATES NFL STATISTICS

				— Receiving —					— Rushing —					— Scrimmage —
Year	Team	GP	GS	No.	Yds	Avg.	Lg	TD	Att	Yds	Avg.	Lg	TD	Yards
2003	San Diego	15	11	24	389	16.2	48	2	0	0	—	—	0	389
2004	San Diego	15	15	81	964	11.9	72t	13	0	0	—	—	0	964
2005	San Diego	15	15	89	1,101	12.4	38	10	0	0	—	—	0	1,101
2006	San Diego	16	16	71	924	13.0	57t	9	0	0	—	—	0	924
2007	San Diego	16	16	75	984	13.1	49t	9	0	0	—	—	0	984
2008	San Diego	16	16	60	704	11.7	34	8	0	0	—	—	0	704
2009	San Diego	16	16	79	1,157	14.6	56	8	0	0	—	—	0	1,157
2010	San Diego	10	10	50	782	15.6	48t	10	0	0	—	—	0	782
2011	San Diego	13	13	64	778	12.2	38t	7	0	0	—	—	0	778
2012	San Diego	15	15	49	538	11.0	34t	7	0	0	—	—	0	538
2013	San Diego	16	15	77	872	11.3	56t	4	0	0	—	—	0	872
2014	San Diego	16	13	69	821	11.9	34	12	0	0	—	—	0	821
2015	San Diego	11	4	56	630	11.3	40	5	0	0	—	—	0	630
2016	San Diego	14	9	53	548	10.3	27	7	0	0	—	—	0	548
2017	Los Angeles Chargers	7	1	13	119	9.2	16	1	0	0	—	—	0	119
NFL Totals		**211**	**185**	**910**	**11,311**	**12.4**	**72t**	**112**	**0**	**0**	**—**	**—**	**0**	**11,311**

PLAYOFFS

				— Receiving —					— Rushing —					— Scrimmage —
Year	Team	GP	GS	No.	Yds	Avg.	Lg	TD	Att	Yds	Avg.	Lg	TD	Yards
2004	San Diego	1	1	6	89	14.8	44	1	0	0	—	—	0	89
2006	San Diego	1	1	6	61	10.2	19	0	0	0	—	—	0	61
2007	San Diego	3	2	6	60	10.0	23	0	0	0	—	—	0	60
2008	San Diego	2	2	13	146	11.2	30	0	0	0	—	—	0	146
2009	San Diego	1	1	8	93	11.6	23	0	0	0	—	—	0	93
2013	San Diego	2	2	3	15	5.0	5	0	0	0	—	—	0	15
NFL Totals		**10**	**9**	**42**	**464**	**11.0**	**44**	**1**	**0**	**0**	**—**	**—**	**0**	**464**

86 HUNTER HENRY

POSITION:	Tight End
HEIGHT:	6-5
WEIGHT:	250
BORN:	December 7, 1994
COLLEGE:	Arkansas
HOMETOWN:	Little Rock, Ark.
HIGH SCHOOL:	Pulaski Academy
EXPERIENCE:	2nd Year (2nd Chargers)
ACQUIRED:	Draft 2 — 2016
CAREER GP/GS:	22/16
PLAYOFFS GP/GS:	0/0

2017: Started six of seven contests, posting 21 receptions for 301 yards (14.3 avg.) and two TDs...Saw action on 20 special teams plays...Registered a TD reception in the first game of October for the second-consecutive season...Ranks second among all tight ends in TD receptions since the start of 2016...Surpassed 700 career receiving yards in the first matchup with the Raiders and eclipsed 600 in a victory over the Giants...**at Denver (Sept. 11):** Saw time on 23 offensive snaps at tight end, but did not register any statistics...**vs. Miami (Sept. 17):** Opened the game at TE, playing 33 snaps on offense...Hauled in a career-high seven receptions for 80 yards (11.4 avg.)...Five of the receptions went for 10-plus yards and the 80 yards were the second-highest total of his career...**vs. Kansas City (Sept. 24):** Made his second-consecutive start at TE, appearing on 41 offensive snaps...Had a key down-field block on an 11-yard TD run by RB Melvin Gordon in the first quarter...**vs. Philadelphia (Oct. 1):** Started at TE and played 35 offensive plays...Reached 45 career receptions, posting two catches for 16 yards (8.0 avg.) and a TD...Was initially ruled out of bounds on the TD, but was overturned after a Los Angeles challenge...Beat S Malcolm Jenkins on a seam-route and got both feet down in-bounds in the back of the end zone on the one-handed catch...It marked the ninth TD catch of his career and his first of the season...Had a key block of Jenkins on a fourth-quarter TD run by RB Austin Ekeler...**at New York Giants (Oct. 8):** Hauled in three catches for 42 yards (14.0 avg.) and a TD, seeing action on 59 offensive snaps...The 25-yard score gave the Chargers a one-point lead late in the third quarter...On the play, lined up outside of the right tackle and ran a post-pattern, getting behind three New York defenders before corralling the catch for a score...**at Oakland (Oct. 15):** Posted five receptions for a career-high 90 yards (18.0)...Started at TE, appearing on 54 offensive snaps...Surpassed 50 career receptions and 700 career receiving yards...Hauled in two catches of 20-plus yards on the first three plays on final, game-winning drive...On the first play of the drive, got behind the coverage of S Karl Joseph for a 34-yard gain...Two plays later, settled between two defenders along the right sideline for a 23-yard gain to the Oakland 33-yard line...Four of his five receptions went for first downs...**vs. Denver (Oct. 22):** Started at TE, seeing action on 47 plays on offense...Registered four catches for 73 yards (18.3 avg.)...After catching a play-action pass in the right flat, broke Denver tackles to bring the ball to the Denver 11-yard line for a 34-yard catch-and-run on the team's first offensive play...In the fourth quarter, converted a third-and-11 with a 13-yard reception from Rivers on a hitch-route in front of S Will Parks.

2017, LOS ANGELES CHARGERS

			Games	Receiving					Rushing					Total
Date	Opp.	Res.	P/S	No.	Yds	Avg.	Lg	TD	Att	Yds	Avg.	Lg	TD	Off.
09/11	at Den	L	1/0	0	0	—	—	0	0	0	-	-	0	0
09/17	Mia	L	1/1	7	80	11.4	17	0	0	0	-	-	0	80
09/24	KC	L	1/1	0	0	—	—	0	0	0	-	-	0	0
10/01	Phi	L	1/1	2	16	8.0	12	1	0	0	-	-	0	16
10/08	at NYG	W	1/1	3	42	14.0	25t	1	0	0	-	-	0	42
10/15	at Oak	W	1/1	5	90	18.0	34	0	0	0	-	-	0	90
10/22	Den	W	1/1	4	73	18.3	34	0	0	0	-	-	0	73
10/31	at NE													
11/12	at Jax													
11/19	Buf													
11/23	at Dal													
12/03	Cle													
12/10	Was													
12/16	at KC													
12/24	at NYJ													
12/31	Oak													
'17 TOTALS		**3-4**	**7/6**	**21**	**301**	**14.3**	**34**	**2**	**0**	**0**	**-**	**-**	**0**	**301**

HUNTER HENRY NFL STATISTICS

				— Receiving —					— Rushing —					— Scrimmage —
Year	Team	GP	GS	No.	Yds	Avg.	Lg	TD	Att	Yds	Avg.	Lg	TD	Yards
2016	San Diego	15	10	36	478	13.3	59	8	0	0	—	—	0	478
2017	Los Angeles Chargers	7	6	21	301	14.3	34	2	0	0	—	—	0	301
NFL Totals		**22**	**16**	**57**	**779**	**13.7**	**59**	**10**	**0**	**0**	—	—	**0**	**779**

		— Kickoff Returns —					— Punt Returns —						— All-Purpose —
Year	Team	No.	Yds	Avg.	Lg	TD	No.	FC	Yds	Avg.	Lg	TD	Yards
2016	San Diego	1	10	10.0	10	0	0	0	0	—	—	0	488
2017	Los Angeles Chargers	0	0	—	—	0	0	0	0	—	—	0	301
NFL Totals		**1**	**10**	**10.0**	**10**	**0**	**0**	**0**	**0**	—	—	**0**	**789**

15 DONTRELLE INMAN

POSITION:	Wide Receiver
HEIGHT:	6-3
WEIGHT:	205
BORN:	January 31, 1989
COLLEGE:	Virginia
HOMETOWN:	Batesburg, S.C.
HIGH SCHOOL:	Batesburg-Leesville High
EXPERIENCE:	4th Year (4th Chargers)
ACQUIRED:	Free Agent — 2014
CAREER GP/GS:	41/23
PLAYOFFS GP/GS:	0/0

2017: Appeared in four games and inactive for three, including one with a groin injury...Registered two receptions for nine yards (4.5 avg.)...**at Denver (Sept. 11):** Inactive (groin)...**vs. Miami (Sept. 17):** Played on 13 snaps on offense, but did not register any statistics...**vs. Kansas City (Sept. 24):** Appeared on 14 offensive plays, posting a two-yard catch...**vs. Philadelphia (Oct. 1):** Contributed a seven-yard reception on nine offensive plays in his 40th NFL game...Appeared on two snaps on special teams...**at New York Giants (Oct. 8):** Saw action on three offensive snaps and four on special teams...**at Oakland (Oct. 15):** Inactive (healthy scratch).

2017, LOS ANGELES CHARGERS

		Games		Receiving					Rushing					Total
Date	Opp.	Res.	P/S	No.	Yds	Avg.	Lg	TD	Att	Yds	Avg.	Lg	TD	Off.
09/11	at Den	L	0/0		— Inactive —									
09/17	Mia	L	1/0	0	0	-	-	0	0	0	-	-	0	0
09/24	KC	L	1/0	1	2	2.0	2	0	0	0	-	-	0	2
10/01	Phi	L	1/0	1	7	7.0	7	0	0	0	-	-	0	7
10/08	at NYG	W	1/0	0	0	-	-	0	0	0	-	-	0	0
10/15	at Oak	W	0/0		— Inactive —									
10/22	Den	W	0/0		— Inactive —									
10/31	at NE													
11/12	at Jax													
11/19	Buf													
11/23	at Dal													
12/03	Cle													
12/10	Was													
12/16	at KC													
12/24	at NYJ													
12/31	Oak													
'17 TOTALS		**3-4**	**4/0**	**2**	**9**	**4.5**	**7**	**0**	**0**	**0**	**-**	**-**	**0**	**9**

DONTRELLE INMAN NFL STATISTICS

				— Receiving —					— Rushing —					— Scrimmage —
Year	Team	GP	GS	No.	Yds	Avg.	Lg	TD	Att	Yds	Avg.	Lg	TD	Yards
2014	San Diego	7	0	12	158	13.2	28	0	0	0	—	—	0	158
2015	San Diego	14	7	35	486	13.9	68	3	0	0	—	—	0	486
2016	San Diego	16	16	58	810	14.0	57t	4	0	0	—	—	0	810
2017	Los Angeles Chargers	4	0	2	9	4.5	7	0	0	0	—	—	0	9
NFL Totals		**41**	**23**	**107**	**1,463**	**13.7**	**68**	**7**	**0**	**0**	—	—	**0**	**1,463**

84 SEAN McGRATH

POSITION:	Tight End
HEIGHT:	6-5
WEIGHT:	259
BORN:	December 3, 1987
COLLEGE:	Henderson State (Ark.)
HOMETOWN:	Mundelein, Ill.
HIGH SCHOOL:	Carmel Catholic High
EXPERIENCE:	3rd Year (2nd Chargers)
ACQUIRED:	Free Agent — 2015
CAREER GP/GS:	40/18
PLAYOFFS GP/GS:	3/0

2017: Appeared in six games with four starts after being inactive for the season opener with a knee injury...Hauled in a 10-yard catch...**at Denver (Sept. 11):** Inactive (knee)...**vs. Miami (Sept. 17):** Played on five offensive snaps, catching one pass for 10 yards...**vs. Kansas City (Sept. 24):** Started as the second TE, seeing action on 10 plays on offense and eight on special teams...**vs. Philadelphia (Oct. 1):** Started the 16th game of his career as the second TE for the second-consecutive week...Appeared on six offensive snaps and 11 on special teams...**at New York Giants (Oct. 8):** Started as the second TE, appearing on a season-high 20 offensive plays and nine on special teams...**at Oakland (Oct. 15):** Saw action on 25 offensive snaps and 11 on special teams...**vs. Denver (Oct. 22):** Opened the game as the second TE, playing on 23 offensive snaps and 12 on special teams...It marked the 40th game played of his career.

2017, LOS ANGELES CHARGERS

			Games	Receiving					Rushing					Total
Date	Opp.	Res.	P/S	No.	Yds	Avg.	Lg	TD	Att	Yds	Avg.	Lg	TD	Off.
09/11	at Den	L	0/0	— Inactive —										
09/17	Mia	L	1/0	1	10	10.0	10	0	0	0	-	-	0	10
09/24	KC	L	1/1	0	0	-	-	0	0	0	-	-	0	0
10/01	Phi	L	1/1	0	0	-	-	0	0	0	-	-	0	0
10/08	at NYG	W	1/1	0	0	-	-	0	0	0	-	-	0	0
10/15	at Oak	W	1/0	0	0	-	-	0	0	0	-	-	0	0
10/22	Den	W	1/1	0	0	-	-	0	0	0	-	-	0	0
10/31	at NE													
11/12	at Jax													
11/19	Buf													
11/23	at Dal													
12/03	Cle													
12/10	Was													
12/16	at KC													
12/24	at NYJ													
12/31	Oak													
'17 TOTALS		**3-4**	**6/4**	**1**	**10**	**10.0**	**10**	**0**	**0**	**0**	**-**	**-**	**0**	**10**

SEAN McGRATH NFL STATISTICS

				— Receiving —					— Rushing —					— Scrimmage —
Year	Team	GP	GS	No.	Yds	Avg.	Lg	TD	Att	Yds	Avg.	Lg	TD	Yards
2012	Seattle	2	0	0	0	—	—	0	0	0	—	—	0	0
2013	Kansas City	16	9	26	302	11.6	25	2	0	0	—	—	0	302
2016	San Diego	16	5	2	25	12.5	13	0	0	0	—	—	0	25
2017	Los Angeles Chargers	6	4	1	10	10.0	10	0	0	0	—	—	0	10
NFL Totals		**40**	**18**	**29**	**337**	**11.6**	**25**	**2**	**0**	**0**	—	—	**0**	**337**

PLAYOFFS

				— Receiving —					— Rushing —					— Scrimmage —
Year	Team	GP	GS	No.	Yds	Avg.	Lg	TD	Att	Yds	Avg.	Lg	TD	Yards
2012	Seattle	2	0	0	0	—	—	0	0	0	—	—	0	0
2013	Kansas City	1	0	0	0	—	—	0	0	0	—	—	0	0
NFL Totals		**3**	**0**	**0**	**0**	—	—	**0**	**0**	**0**	—	—	**0**	**0**

81 MIKE WILLIAMS

POSITION:	Wide Receiver
HEIGHT:	6-4
WEIGHT:	220
BORN:	October 4, 1994
COLLEGE:	Clemson
HOMETOWN:	Santee, S.C.
HIGH SCHOOL:	Lake Marion High
EXPERIENCE:	Rookie
ACQUIRED:	Draft 1 — 2017
CAREER GP/GS:	2/0
PLAYOFFS GP/GS:	0/0

2017: Appeared in two games...Inactive for the first five weeks recovering from a back injury before making NFL debut against Oakland...Moved the chains on a 15-yard catch on third down for his first reception...Was placed on the physically unable to perform list on July 29...Reverted back to the active roster prior to roster reductions on Sept. 2...**at Denver (Sept. 11):** Inactive (back)...**at Oakland (Oct. 15):** Made his NFL debut, hauling a 15-yard catch on third-and-six to convert for a first down...Appeared on 11 offensive plays...Saw first action of career on a fourth-and-two attempt late in the first quarter...**vs. Denver (Oct. 22):** Played 14 snaps on offense in the second game of his career.

2017, LOS ANGELES CHARGERS

			Games	Receiving					Rushing					Total
Date	Opp.	Res.	P/S	No.	Yds	Avg.	Lg	TD	Att	Yds	Avg.	Lg	TD	Off.
09/11	at Den	L	0/0		— Inactive —									
09/17	Mia	L	0/0		— Inactive —									
09/24	KC	L	0/0		— Inactive —									
10/01	Phi	L	0/0		— Inactive —									
10/08	at NYG	W	0/0		— Inactive —									
10/15	at Oak	W	1/0	1	15	15.0	15	0	0	0	-	-	0	15
10/22	Den	W	1/0	0	0	-	-	0	0	0	-	-	0	0
10/31	at NE													
11/12	at Jax													
11/19	Buf													
11/23	at Dal													
12/03	Cle													
12/10	Was													
12/16	at KC													
12/24	at NYJ													
12/31	Oak													
'17 TOTALS		**3-4**	**2/0**	**1**	**15**	**15.0**	**15**	**0**	**0**	**0**	**-**	**-**	**0**	**15**

MIKE WILLIAMS NFL STATISTICS

				— Receiving —					— Rushing —					— Scrimmage —
Year	Team	GP	GS	No.	Yds	Avg.	Lg	TD	Att	Yds	Avg.	Lg	TD	Yards
2017	Los Angeles Chargers	2	0	1	15	15.0	15	0	0	0	—	—	0	15

16 TYRELL WILLIAMS

POSITION:	Wide Receiver
HEIGHT:	6-4
WEIGHT:	205
BORN:	February 12, 1992
COLLEGE:	Western Oregon
HOMETOWN:	Salem, Ore.
HIGH SCHOOL:	Cascade High
EXPERIENCE:	3rd Year (3rd Chargers)
ACQUIRED:	Free Agent — 2015
CAREER GP/GS:	30/19
PLAYOFFS GP/GS:	0/0

2017: Started all seven games at WR, posting 21 receptions for 298 yards (14.2 avg.) and a TD...Became the first player in team annals to have multiple receiving TDs of 75-plus yards...Registered the 90th catch of his career in the first matchup against the Raiders...Passed RB Danny Woodhead to move into fifth in career receiving yards in team annals for an undrafted player...**at Denver (Sept. 11):** Started at WR, his first in a season opener, appearing on 55 snaps on offense...Hauled in five catches for 54 yards (10.8 avg.)...The five receptions tied to lead the team...**vs. Miami (Sept. 17):** Opened the game at WR, seeing action on 52 offensive plays, which was tops among Chargers wide receivers...Posted 54 receiving yards on four catches (13.5 avg.)...**vs. Kansas City (Sept. 24):** Posted two receptions for 15 yards (7.5 avg.) after starting his third game of the season at WR and playing on a season-high 71 offensive snaps...**vs. Philadelphia (Oct. 1):** Posted first 100-yard game of the season and fourth of his career, hauling in 115 yards and a TD on five receptions (23.0 avg.)...The 75-yard TD came in the second quarter after getting behind the Philadelphia coverage to haul in the pass from QB Philip Rivers...It marked the eighth-longest TD catch in franchise history and ranks as the ninth-longest reception in team annals...It was the second-longest of his career (80-yard TD at Denver, Jan. 3, 2016)...Coupled with the 80-yard score during the 2015 season, became the first Charger in franchise history to have multiple receiving TDs of 75-plus yards...At the time, it tied Chiefs WR Tyreek Hill for the fourth-longest TD catch of 2017...Appeared on 50 snaps on offense after opening the game at WR, registering the 16th start of his career...**at New York Giants (Oct. 8):** Made a 22-yard catch in the first quarter that, coupled with a New York unsportsmanlike conduct penalty, put the Chargers in to Giants territory en route to a TD reception by RB Melvin Gordon...Started at WR, appearing on 66 offensive plays and his first special teams play of the season...**at Oakland (Oct. 15):** Appeared on 44 plays on offense and two on special teams after starting the game at WR...Posted three catches for 27 yards (9.0 avg.), surpassing 90 career receptions and ending the game with 1,436 career receiving yards...Early in the fourth quarter, passed Woodhead (1,429) for the fifth-most receiving yards by an undrafted player in team history...**vs. Denver (Oct. 22):** Started at WR, marking the 30th game played of his career...Posted an 11-yard reception and saw action on 43 offensive snaps.

2017, LOS ANGELES CHARGERS

		Games		Receiving					Rushing					Total
Date	Opp.	Res.	P/S	No.	Yds	Avg.	Lg	TD	Att	Yds	Avg.	Lg	TD	Off.
09/11	at Den	L	1/1	5	54	10.8	14	0	0	0	-	-	0	54
09/17	Mia	L	1/1	4	54	13.5	23	0	0	0	-	-	0	54
09/24	KC	L	1/1	2	15	7.5	14	0	0	0	-	-	0	15
10/01	Phi	L	1/1	5	115	23.0	75t	1	0	0	-	-	0	115
10/08	at NYG	W	1/1	1	22	22.0	22	0	0	0	-	-	0	22
10/15	at Oak	W	1/1	3	27	9.0	14	0	0	0	-	-	0	27
10/22	Den	W	1/1	1	11	11.0	11	0	0	0	-	-	0	11
10/31	at NE													
11/12	at Jax													
11/19	Buf													
11/23	at Dal													
12/03	Cle													
12/10	Was													
12/16	at KC													
12/24	at NYJ													
12/31	Oak													
'17 TOTALS		**3-4**	**7/7**	**21**	**298**	**14.2**	**75t**	**1**	**0**	**0**	**-**	**-**	**0**	**298**

TYRELL WILLIAMS NFL STATISTICS

				— Receiving —					— Rushing —					— Scrimmage —
Year	Team	GP	GS	No.	Yds	Avg.	Lg	TD	Att	Yds	Avg.	Lg	TD	Yards
2015	San Diego	7	0	2	90	45.0	80t	1	0	0	—	—	0	90
2016	San Diego	16	12	69	1,059	15.3	51t	7	0	0	—	—	0	1,059
2017	Los Angeles Chargers	7	7	21	298	14.2	75t	1	0	0	—	—	0	298
NFL Totals		**30**	**19**	**92**	**1,447**	**15.7**	**80t**	**9**	**0**	**0**	—	—	**0**	**1,447**

72 JOE BARKSDALE

POSITION:	Tackle
HEIGHT:	6-5
WEIGHT:	326
BORN:	January 4, 1989
COLLEGE:	Louisiana State
HOMETOWN:	Detroit, Mich.
HIGH SCHOOL:	Cass Tech
EXPERIENCE:	7th Year (3rd Chargers)
ACQUIRED:	UFA (St. Louis) — 2015
CAREER GP/GS:	90/67
PLAYOFFS GP/GS:	0/0

2017: Started all five games at RT that he has played in, missing two due to a foot injury... Bookends a line that has kept QB Philip Rivers upright to throw for 1,816 yards and 12 TDs with five INTs on 156-of-256 passing (89.9 rating)...Part of a unit that allowed Rivers time to post three games with a passer rating above 105 and four games above 100...Provided time for Rivers to pass Hall of Fame QB Frank Tarkenton for 10th for all-time passing yards...Blocked for RB Melvin Gordon to rush for 394 yards and three TDs on 117 attempts (3.4 avg.)... Saw action on 18 special teams plays...**at Denver (Sept. 11):** Started at RT, playing on all 59 offensive snaps...Part of a line that allowed one sack against a Denver defense that posted a league-high 94 sacks over the past two seasons (2015-16)... Allowed time for Rivers to throw for three TDs, the 49th game of his career with three-plus TD passes...**vs. Miami (Sept. 17):** Opened the game at RT, appearing on 41 plays on offense before departing with a foot injury...Protected Rivers as he threw for 331 yards and a TD on 31-of-39 passing (110.6 rating)...Rivers' 79.5 completion percentage was his highest since completing 82.9 vs. Detroit to open the 2015 season (Sept. 13, 2015)...**vs. Kansas City (Sept. 24):** Inactive (foot)... **vs. Philadelphia (Oct. 1):** Returned to the starting lineup at RT after missing a game due to injury...It marked the 65th start of his career...Played 56 snaps on offense...Provided protection for Rivers to complete 22-of-38 pass attempts for 347 yards and two TDs (105.9 rating), his second 300-yard performance of the season and 53rd of his career...**at New York Giants (Oct. 8):** Started at RT, appearing in 69 offensive plays...Helped block for Gordon to post 105 rushing yards on 20 attempts (5.3 avg.), and register 58 receiving yards and two TDs on a game-high six catches (9.7 avg.)...Part of a unit that did not allow a sack on the day, allowing Rivers time to throw for 258 yards and three TDs, marking his second three-TD performance of the season and 50th of his career...Protected Rivers to surpass 47,000 career yards and move ahead of Tarkenton to rank 10th for the most passing yards in league annals...**at Oakland (Oct. 15):** Started at RT, playing 51 offensive plays...It marked the 90th game played of his career... Opened holes for Gordon to post his second-consecutive game with 150-plus yards from scrimmage...On the first play from scrimmage, had a key block on DT Eddie Vanderdoes to spring Gordon free for a 13-yard gain...Part of a unit that allowed one sack, keeping Rivers upright to complete 25-of-36 passes for 268 yards and a TD (100.2 passer rating)...It marked Rivers' third game of the season with a passer rating above 100...**vs. Denver (Oct. 22):** Inactive (foot).

JOE BARKSDALE NFL GAMES

Year	Team	GP	GS
2011	Oakland	16	0
2012	St. Louis	6	2
2013	St. Louis	16	13
2014	St. Louis	16	16
2015	San Diego	16	16
2016	San Diego	15	15
2017	Los Angeles Chargers	5	5
NFL Totals		**90**	**67**

66 DAN FEENEY

POSITION:	Guard
HEIGHT:	6-4
WEIGHT:	310
BORN:	May 29, 1994
COLLEGE:	Indiana
HOMETOWN:	Orland Park, Ill.
HIGH SCHOOL:	Sandburg High
EXPERIENCE:	Rookie
ACQUIRED:	Draft 3 — 2017
CAREER GP/GS:	6/0
PLAYOFFS GP/GS:	0/0

2017: Dressed for all seven contests, appearing in six...Saw action on offense in four games, helping provide time for QB Philip Rivers to throw a TD to TE Hunter Henry against the Eagles...Provided the final down-field block for RB Melvin Gordon to score his second TD against the Raiders...**at Denver (Sept. 11):** Made his NFL debut, appearing on nine special teams plays...**vs. Miami (Sept. 17):** Played 11 snaps on special teams...**vs. Kansas City (Sept. 24):** Dressed, but did not see any action...**vs. Philadelphia (Oct. 1):** Appeared on a special teams play and saw the first action on offense of his career... Replaced C/G Matt Slauson after a triceps injury, appearing on four plays...Provided Rivers protection to hit Henry on a four-yard TD to bring Los Angeles within two points...**at New York Giants (Oct. 8):** Registered the most extensive work on offense of his career, appearing on nine offensive snaps...**at Oakland (Oct. 15):** Appeared on 11 offensive plays...On a screen pass to Gordon, provided the final down-field block inside the five-yard line for Gordon to score...**vs. Denver (Oct. 22):** Replaced Slauson after a season-ending biceps injury, seeing action on 26 offensive snaps and one on special teams...Provided a key kick-out block on OLB Shaquil Barrett to spring RB Austin Ekeler for an 11-yard run.

DAN FEENEY NFL GAMES

Year	Team	GP	GS
2017	Los Angeles Chargers	6	0

61 TYLER MARZ

POSITION:	Tackle
HEIGHT:	6-7
WEIGHT:	316
BORN:	September 9, 1992
COLLEGE:	Wisconsin
HOMETOWN:	Springfield, Minn.
HIGH SCHOOL:	Springfield High
EXPERIENCE:	1st Year (1st Chargers)
ACQUIRED:	Practice Squad (Tennessee) — 2017
CAREER GP/GS:	0/0
PLAYOFFS GP/GS:	0/0

2017: Signed off of the Tennessee practice squad to Los Angeles' active roster on Sept. 21...Inactive five games...**vs. Kansas City (Sept. 24):** Inactive (healthy scratch).

TYLER MARZ NFL GAMES

Year	Team	GP	GS
2017	Los Angeles Chargers	0	0

76 RUSSELL OKUNG

POSITION:	Tackle
HEIGHT:	6-5
WEIGHT:	310
BORN:	October 7, 1988
COLLEGE:	Oklahoma State
HOMETOWN:	Fort Bend, Texas
HIGH SCHOOL:	George Bush High
EXPERIENCE:	8th Year (1st Chargers)
ACQUIRED:	Free Agent — 2017
CAREER GP/GS:	95/95
PLAYOFFS GP/GS:	12/12

2017: Started all seven games at LT...Bookends a line that has kept QB Philip Rivers upright to throw for 1,816 yards and 12 TDs with five INTs on 156-of-256 passing (89.9 rating)...Part of a unit that allowed Rivers time to post three games with a passer rating above 105 and four games above 100...Provided time for Rivers to pass Hall of Fame QB Frank Tarkenton for 10th for all-time passing yards...Blocked for RB Melvin Gordon to rush for 394 yards and three TDs on 117 attempts (3.4 avg.)...Appeared on all 448 offensive snaps along with C/G Spencer Pulley and QB Philip Rivers...Contributed on 27 special teams plays...**at Denver (Sept. 11):** Opened the game at LT, playing all 59 offensive snaps...Marked the seventh-consecutive season that he started the season opener at left tackle...Part of a line that allowed one sack against a Denver defense that posted a league-high 94 sacks over the past two seasons (2015-16)...Allowed time for Rivers to throw for three TDs, the 49th game of his career with three-plus TD passes...**vs. Miami (Sept. 17):** Started the 90th game of his career at LT, seeing action on 58 plays on offense...Protected Rivers as he threw for 331 yards and a TD on 31-of-39 passing (110.6 rating)...Rivers' 79.5 completion percentage was his highest since completing 82.9 vs. Detroit to open the 2015 season (Sept. 13, 2015)...Had a key block on LB Kiko Alonso that allowed RB Branden Oliver to break free for a 26-yard rush in the second quarter...**vs. Kansas City (Sept. 24):** Appeared on 73 offensive snaps after opening the game at LT...Blocked DE Alvin Baily to spring RB Melvin Gordon free on a 14-yard run in the first quarter...**vs. Philadelphia (Oct. 1):** Started at LT and played on 57 offensive snaps...Provided protection for Rivers to complete 22-of-38 pass attempts for 347 yards and two TDs (105.9 rating), his second 300-yard performance of the season and 53rd of his career...**at New York Giants (Oct. 8):** Started at LT, appearing on all 78 offensive snaps...Helped block for Gordon to post 105 rushing yards on 20 attempts (5.3 avg.), and register 58 receiving yards and two TDs on a game-high six catches (9.7 avg.)...Part of a unit that did not allow a sack on the day, allowing Rivers time to throw for 258 yards and three TDs, marking his second three-TD performance of the season and 50th of his career...Protected Rivers to surpass 47,000 career yards and move ahead of Tarkenton to rank 10th for the most passing yards in league annals...**at Oakland (Oct. 15):** Started at LT, playing all 65 snaps on offense...Opened holes for Gordon to post his second-consecutive game with 150-plus yards from scrimmage...Part of a unit that allowed one sack, keeping Rivers upright to complete 25-of-36 passes for 268 yards and a TD (100.2 passer rating)...It marked Rivers' third game of the season with a passer rating above 100...**vs. Denver (Oct. 22):** Appeared on all 58 offensive snaps after opening the game at LT, marking the 95th start of his career...Provided time for Rivers to post 183 yards and two TDs on 15-of-26 passing (105.1 rating) for the quarterback's 100th career victory...It marked the third game of the season with a passer rating greater than 105 and the fourth higher than 100.

RUSSELL OKUNG NFL GAMES

Year	Team	GP	GS
2010	Seattle	10	10
2011	Seattle	12	12
2012	Seattle	15	15
2013	Seattle	8	8
2014	Seattle	14	14
2015	Seattle	13	13
2016	Denver	16	16
2017	Los Angeles Chargers	7	7
NFL Totals		**95**	**95**

PLAYOFFS

Year	Team	GP	GS
2010	Seattle	2	2
2012	Seattle	2	2
2013	Seattle	3	3
2014	Seattle	3	3
2015	Seattle	2	2
Postseason Totals		**12**	**12**

73 SPENCER PULLEY

POSITION:	Center/Guard
HEIGHT:	6-4
WEIGHT:	308
BORN:	April 3, 1993
COLLEGE:	Vanderbilt
HOMETOWN:	Cordova, Tenn.
HIGH SCHOOL:	Evangelical Christian
EXPERIENCE:	2nd Year (2nd Chargers)
ACQUIRED:	Free Agent — 2016
CAREER GP/GS:	23/7
PLAYOFFS GP/GS:	0/0

2017: Started all seven games at C, marking the first seven starts of his career...Part of a line that has kept QB Philip Rivers upright to throw for 1,816 yards and 12 TDs with five INTs on 156-of-256 passing (89.9 rating)...Part of a unit that allowed Rivers time to post three games with a passer rating above 105 and four games above 100...Provided time for Rivers to pass Hall of Fame QB Frank Tarkenton for 10th for all-time passing yards...Blocked for RB Melvin Gordon to rush for 394 yards and three TDs on 117 attempts (3.4 avg.)...Has appeared on all 448 offensive snaps along with T Russell Okung and QB Philip Rivers...**at Denver (Sept. 11):** Opened the game at C for the first start of his career, playing all 59 offensive snaps...Part of a line that allowed one sack against a Denver defense that posted a league-high 94 sacks over the past two seasons (2015-16)...Allowed time for Rivers to throw for three TDs, the 49th game of his career with three-plus TD passes...**vs. Miami (Sept. 17):** Started at C, seeing action on 58 plays on offense...Protected Rivers as he threw for 331 yards and a TD on 31-of-39 passing (110.6 rating)...Rivers' 79.5 completion percentage was his highest since completing 82.9 vs. Detroit to open the 2015 season (Sept. 13, 2015)...**vs. Kansas City (Sept. 24):** Appeared on 73 offensive snaps after opening the game at C...**vs. Philadelphia (Oct. 1):** Played in the 20th game of his career, starting at C and played on 57 offensive snaps and four on special teams...Provided protection for Rivers to complete 22-of-38 pass attempts for 347 yards and two TDs (105.9 rating), his second 300-yard performance of the season and 53rd of his career...**at New York Giants (Oct. 8):** Started at C, appearing on all 78 offensive snaps...Helped block for Gordon to post 105 rushing yards on 20 attempts (5.3 avg.), and register 58 receiving yards and two TDs on a game-high six catches (9.7 avg.)...Part of a unit that did not allow a sack on the day, allowing Rivers time to throw for 258 yards and three TDs, marking his second three-TD performance of the season and 50th of his career...Protected Rivers to surpass 47,000 career yards and move ahead of Tarkenton to rank 10th for the most passing yards in league annals...**at Oakland (Oct. 15):** Started at C, playing all 65 snaps on offense...Opened holes for Gordon to post his second-consecutive game with 150-plus yards from scrimmage...Part of a unit that allowed one sack, keeping Rivers upright to complete 25-of-36 passes for 268 yards and a TD (100.2 passer rating)...It marked Rivers' third game of the season with a passer rating above 100...On a screen pass to Gordon, provided blocking down-field to lead Gordon to a score...**vs. Denver (Oct. 22):** Appeared on all 58 offensive snaps after opening the game at C...Provided time for Rivers to post 183 yards and two TDs on 15-of-26 passing (105.1 rating) for the quarterback's 100th career victory...It marked the third game of the season with a passer rating greater than 105 and the fourth higher than 100.

SPENCER PULLEY NFL GAMES

Year	Team	GP	GS
2016	San Diego	16	0
2017	Los Angeles Chargers	7	7
NFL Totals		**23**	**7**

78 MICHAEL SCHOFIELD

POSITION:	Guard
HEIGHT:	6-6
WEIGHT:	301
BORN:	November 15, 1990
COLLEGE:	Michigan
HOMETOWN:	Orland Park, Ill.
HIGH SCHOOL:	Carl Sandburgh High
EXPERIENCE:	2nd Year (2nd Chargers)
ACQUIRED:	Waivers (DEN) — 2017
CAREER GP/GS:	35/31
PLAYOFFS GP/GS:	3/3

2017: Acquired off waivers from Denver on Sept. 3...Started two games, including the 30th game of his career, and appeared in four others...Was active for one game, but did not participate...**at Denver (Sept. 11):** Dressed, but did not see any action...**vs. Miami (Sept. 17):** Made his Chargers debut, appearing on five special teams plays...**vs. Kansas City (Sept. 24):** Saw the first action on offense in a Chargers uniform, registering the 30th start of his career...Opened the game at RT, his 30th career start, in place of injured T Joe Barksdale, playing all 73 snaps on offense...Added two snaps on special teams...**vs. Philadelphia (Oct. 1):** Appeared on one offensive snap and four on special teams...**at New York Giants (Oct. 8):** Saw action on nine offensive plays and five on special teams...**at Oakland (Oct. 15):** Played on 14 offensive snaps and four on special teams...**vs. Denver (Oct. 22):** Appeared on all 58 offensive snaps and three on special teams after opening the game at RT for his 35th career game played...Provided time for Rivers to post 183 yards and two TDs on 15-of-26 passing (105.1 rating) for the quarterback's 100th career victory...It marked the third game of the season with a passer rating greater than 105 and the fourth higher than 100...Provided a block on a draw to RB Melvin Gordon in the fourth quarter that went for a 21-yard gain, the longest by either team on the ground.

MICHAEL SCHOFIELD NFL GAMES

Year	Team	GP	GS
2015	Denver	13	13
2016	Denver	16	16
2017	Los Angeles Chargers	6	2
NFL Totals		**35**	**31**

PLAYOFFS

Year	Team	GP	GS
2015	Denver	3	3

68 MATT SLAUSON

POSITION:	Center/Guard
HEIGHT:	6-5
WEIGHT:	315
BORN:	February 18, 1986
COLLEGE:	Nebraska
HOMETOWN:	Colorado Springs, Colo.
HIGH SCHOOL:	Air Force Prep
EXPERIENCE:	9th Year (2nd Chargers)
ACQUIRED:	Free Agent — 2016
CAREER GP/GS:	111/108
PLAYOFFS GP/GS:	3/3

2017: Started seven games at LG...Returned to left guard after starting at center for each game in 2016... Appeared on 425 of 448 offensive snaps before suffering a season-ending biceps injury...Played on 25 plays on special teams...Before the injury, was part of a line that kept QB Philip Rivers upright to throw for 1,816 yards and 12 TDs with five INTs on 156-of-256 passing (89.9 rating) through seven games...Part of a unit that allowed Rivers time to post three games with a passer rating above 105 and four games above 100...Provided time for Rivers to pass Hall of Fame QB Frank Tarkenton for 10th for all-time passing yards...Blocked for RB Melvin Gordon to rush for 394 yards and three TDs on 117 attempts (3.4 avg.)...Placed on injured reserve on Oct. 24...**at Denver (Sept. 11):** Opened the game at LG, playing all 59 offensive snaps...Part of a line that allowed one sack against a Denver defense that posted a league-high 94 sacks over the past two seasons (2015-16)... Allowed time for Rivers to throw for three TDs, the 49th game of his career with three-plus TD passes...**vs. Miami (Sept. 17):** Started at LG, seeing action on 58 plays on offense...Protected Rivers as he threw for 331 yards and a TD on 31-of-39 passing (110.6 rating)...Rivers' 79.5 completion percentage was his highest since completing 82.9 vs. Detroit to open the 2015 season (Sept. 13, 2015)...**vs. Kansas City (Sept. 24):** Appeared on 73 offensive snaps after opening the game at LG...**vs. Philadelphia (Oct. 1):** Started the 105th game of his career, his 85th game started at LG...Provided protection for Rivers to complete 22-of-38 pass attempts for 347 yards and two TDs (105.9 rating), his second 300-yard performance of the season and 53rd of his career...Exited late in the fourth quarter due to a triceps injury, missing the final four offensive snaps...**at New York Giants (Oct. 8):** Started at LG, appearing on all 78 offensive snaps...Helped block for Gordon to post 105 rushing yards on 20 attempts (5.3 avg.), and register 58 receiving yards and two TDs on a game-high six catches (9.7 avg.)...Part of a unit that did not allow a sack on the day, allowing Rivers time to throw for 258 yards and three TDs, marking his second three-TD performance of the season and 50th of his career...Protected Rivers to surpass 47,000 career yards and move ahead of Tarkenton to rank 10th for the most passing yards in league annals...**at Oakland (Oct. 15):** Started at LG, seeing action on all 65 plays on offense... Opened holes for Gordon to post his second-consecutive game with 150-plus yards from scrimmage...Part of a unit that allowed one sack, keeping Rivers upright to complete 25-of-36 passes for 268 yards and a TD (100.2 passer rating)...It marked Rivers' third game of the season with a passer rating above 100...**vs. Denver (Oct. 22):** Started at LG and appeared on 39 offensive snaps and two on special teams before departing with a season-ending biceps injury...Provided time for Rivers to post 183 yards and two TDs on 15-of-26 passing (105.1 rating) for the quarterback's 100th career victory...It marked the third game of the season with a passer rating greater than 105 and the fourth higher than 100.

MATT SLAUSON NFL GAMES

Year	Team	GP	GS
2009	New York Jets	3	0
2010	New York Jets	16	16
2011	New York Jets	16	16
2012	New York Jets	16	16
2013	Chicago	16	16
2014	Chicago	5	5
2015	Chicago	16	16
2016	San Diego	16	16
2017	Los Angeles Chargers	7	7
NFL Totals		**111**	**108**

PLAYOFFS

Year	Team	GP	GS
2010	New York Jets	3	3

69 SAM TEVI

POSITION:	Tackle
HEIGHT:	6-5
WEIGHT:	315
BORN:	November 15, 1994
COLLEGE:	Utah
HOMETOWN:	Euless, Texas
HIGH SCHOOL:	Trinity High
EXPERIENCE:	Rookie
ACQUIRED:	Draft 6 - 2017
CAREER GP/GS:	5/0
PLAYOFFS GP/GS:	0/0

2017: Inactive for the first two contests of the season and appeared in five others...**at Denver (Sept. 11):** Inactive (healthy scratch)...**vs. Kansas City (Sept. 24):** Made his NFL debut, appearing on two special teams plays...**vs. Philadelphia (Oct. 1):** Saw action on four special teams snaps...**at New York Giants (Oct. 8):** Appeared on five plays on special teams...**at Oakland (Oct. 15):** Played four snaps on special teams...**vs. Denver (Oct. 22):** Saw the first action on offense of his career, taking part in one snap on offense and three on special teams.

SAM TEVI NFL GAMES

Year	Team	GP	GS
2017	Los Angeles Chargers	5	0

79 KENNY WIGGINS

POSITION:	Guard/Tackle
HEIGHT:	6-6
WEIGHT:	314
BORN:	August 8, 1988
COLLEGE:	Fresno State
HOMETOWN:	Elk Grove, Calif.
HIGH SCHOOL:	Elk Grove High
EXPERIENCE:	4th Year (4th Chargers)
ACQUIRED:	Free Agent — 2013
CAREER GP/GS:	36/16
PLAYOFFS GP/GS:	0/0

2017: Started all seven games at RG... Part of a line that has kept QB Philip Rivers upright to throw for 1,816 yards and 12 TDs with five INTs on 156-of-256 passing (89.9 rating)...Part of a unit that allowed Rivers time to post three games with a passer rating above 105 and four games above 100...Provided time for Rivers to pass Hall of Fame QB Frank Tarkenton for 10th for all-time passing yards...Blocked for RB Melvin Gordon to rush for 394 yards and three TDs on 117 attempts (3.4 avg.)...Appeared on 426 of 448 offensive snaps...Played on 22 special teams plays...**at Denver (Sept. 11):** Opened the game at RG, playing all 59 offensive snaps...Marked the 10th start of his career...Part of a line that allowed one sack against a Denver defense that posted a league-high 94 sacks over the past two seasons (2015-16)...Allowed time for Rivers to throw for three TDs, the 49th game of his career with three-plus TD passes...**vs. Miami (Sept. 17):** Started at RG, seeing action on 58 plays on offense...Protected Rivers as he threw for 331 yards and a TD on 31-of-39 passing (110.6 rating)...Rivers' 79.5 completion percentage was his highest since completing 82.9 vs. Detroit to open the 2015 season (Sept. 13, 2015)...**vs. Kansas City (Sept. 24):** Appeared on 73 offensive snaps after opening the game at RG...**vs. Philadelphia (Oct. 1):** Started at RG and played on 57 offensive snaps...Provided protection for Rivers to complete 22-of-38 pass attempts for 347 yards and two TDs (105.9 rating), his second 300-yard performance of the season and 53rd of his career...**at New York Giants (Oct. 8):** Started at RG, appearing on 69 offensive snaps...Helped block for Gordon to post 105 rushing yards on 20 attempts (5.3 avg.), and register 58 receiving yards and two TDs on a game-high six catches (9.7 avg.)...Part of a unit that did not allow a sack on the day, allowing Rivers time to throw for 258 yards and three TDs, marking his second three-TD performance of the season and 50th of his career...Protected Rivers to surpass 47,000 career yards and move ahead of Tarkenton to rank 10th for the most passing yards in league annals...**at Oakland (Oct. 15):** Started at RG, seeing action on 55 plays on offense...Opened holes for Gordon to post his second-consecutive game with 150-plus yards from scrimmage...Part of a unit that allowed one sack, keeping Rivers upright to complete 25-of-36 passes for 268 yards and a TD (100.2 passer rating)...It marked Rivers' third game of the season with a passer rating above 100...Pulled to the left on a third-quarter play to spring Gordon free for an 18-yard run...**vs. Denver (Oct. 22):** Appeared on 55 offensive snaps after starting at RG...Provided time for Rivers to post 183 yards and two TDs on 15-of-26 passing (105.1 rating) for the quarterback's 100th career victory...It marked the third game of the season with a passer rating greater than 105 and the fourth higher than 100...Provided a block on a draw to RB Melvin Gordon in the fourth quarter that went for a 21-yard gain, the longest by either team on the ground.

KENNY WIGGINS NFL GAMES

Year	Team	GP	GS
2014	San Diego	1	0
2015	San Diego	15	8
2016	San Diego	13	1
2017	Los Angeles Chargers	7	7
NFL Totals		**36**	**16**

47 MIKE WINDT

POSITION:	Long Snapper
HEIGHT:	6-1
WEIGHT:	237
BORN:	May 29, 1986
COLLEGE:	Cincinnati
HOMETOWN:	Cincinnati, Ohio
HIGH SCHOOL:	Elder High
EXPERIENCE:	8th Year (8th Chargers)
ACQUIRED:	Free Agent — 2010
CAREER GP/GS:	108/0
PLAYOFFS GP/GS:	2/0

2017: Saw action in all seven contests, snapping on all kicks... Appeared in the 105th game of his career in the contest against the Eagles...**at Denver (Sept. 11):** Snapped on all field goals and punts, seeing time on nine special teams plays...**vs. Miami (Sept. 17):** Handled all snapping duties, participating on nine snaps on special teams...**vs. Kansas City (Sept. 24):** Played on seven special teams snaps as he handled all snapping duties... **vs. Philadelphia (Oct. 1):** Appeared in the 105th game of his career, participating on eight special teams plays...**at New York Giants (Oct. 8):** Saw action on a season-high 11 special teams snaps, handling snapping duties for six punts, two successful field goals and three extra points...**at Oakland (Oct. 15):** Handled all snapping duties, seeing action on eight special teams plays...Snapped on a 32-yard, game-winning field goal by K Nick Novak as time expired...**vs. Denver (Oct. 22):** Snapped on all punts and extra points for a total of 11 plays.

MIKE WINDT NFL GAMES

Year	Team	GP
2010	San Diego	11
2011	San Diego	16
2012	San Diego	10
2013	San Diego	16
2014	San Diego	16
2015	San Diego	16
2016	San Diego	16
2017	Los Angeles Chargers	7
NFL Totals		**108**

PLAYOFFS

Year	Team	GP
2013	San Diego	2



8 DREW KASER

POSITION:	Punter
HEIGHT:	6-2
WEIGHT:	206
BORN:	February 11, 1993
COLLEGE:	Texas A&M
HOMETOWN:	Stow, Ohio
HIGH SCHOOL:	Walsh Jesuit High
EXPERIENCE:	2nd Year (2nd Chargers)
ACQUIRED:	Draft 6 — 2016
CAREER GP:	23
PLAYOFFS GP:	0

2017: Appeared in all seven games, punting 36 times for 1,810 yards (50.3 gross avg.) and a net average of 41.8 yards... His gross average ranks third in the NFL behind Oakland's Marquette King (52.3) and Tennessee's Brett Kern (51.5)... Tied a career long with a 69-yard punt in the second matchup against Denver... His 69-yard punt tied his own record for the 10th longest in Chargers history ...Has pinned opponents inside their own 20-yard line 13 times...Posted a special teams tackle...**at Denver (Sept. 11):** Punted five times for 230 yards (46.0 gross avg.), pinning Denver inside its 20 twice...Registered a tackle on special teams...**vs. Miami (Sept. 17):** Forced Miami to start inside their own 20 on three of four punts...Punted for 170 yards (42.5 gross avg.)...**vs. Kansas City (Sept. 24):** Punted five times for 250 yards (50.0 gross avg.), including a then-season-long 66-yard punt...**vs. Philadelphia (Oct. 1):** Pinned Philadelphia inside its own 20 twice on four punts for 191 yards (47.8 gross avg.)...**at New York Giants (Oct. 8):** Posted season highs in punts (six), yards (333), gross average (55.5) and net average (45.8)...Booted a 68-yard punt...**at Oakland (Oct. 15):** Punted four times for 223 yards, posting a season-high 55.8 gross avg. ...Registered a season-high 46.3 net avg. ...Held on the game-winning field goal by K Nick Novak as time expired...**vs. Denver (Oct. 22):** Set career highs in punts (eight) and punting yards (413) for a 51.6 gross average and a net average of 44.8...Pinned the Broncos inside their own 20 five times...In the third quarter, tied a career long with a 69-yard punt, that bounced in the air and was downed by RB Austin Ekeler at the one-yard line.

2017, LOS ANGELES CHARGERS

			Games	Gross				Opp		Net				
Date	Opp.	Res.	Played	No.	Yds	Avg.	Lg	Ret	Yds	Avg.	In 20	TB	FC	Blk
09/11	at Den	L	1	5	230	46.0	62	3	48	36.4	2	0	0	0
09/17	Mia	L	1	4	170	42.5	58	3	21	37.3	3	0	0	0
09/24	KC	L	1	5	250	50.0	66	2	10	40.0	2	2	0	0
10/01	Phi	L	1	4	191	47.8	53	3	15	39.0	2	1	0	0
10/08	at NYG	W	1	6	333	55.5	68	3	38	45.8	1	1	1	0
10/15	at Oak	W	1	4	223	55.8	62	3	18	46.3	0	1	0	0
10/22	Den	W	1	8	413	51.6	69	5	55	44.8	3	0	1	0
10/31	at NE													
11/12	at Jax													
11/19	Buf													
11/23	at Dal													
12/03	Cle													
12/10	Was													
12/16	at KC													
12/24	at NYJ													
12/31	Oak													
'17 TOTALS		**3-4**	**7**	**36**	**1,810**	**50.3**	**69**	**22**	**205**	**41.8**	**13**	**5**	**2**	**0**

DREW KASER NFL STATISTICS

			— Gross —				— Opponent —						
Year	Team	GP	No.	Yards	Avg.	Lg	Ret	Yards	Net Avg.	In 20	TB	FC	Block
2016	San Diego	16	59	2,731	46.3	69	33	282	39.8	18	5	10	0
2017	Los Angeles Chargers	7	36	1,810	50.3	69	22	205	41.8	13	5	2	0
NFL Totals		**23**	**95**	**4,541**	**47.8**	**69**	**55**	**487**	**40.6**	**31**	**10**	**12**	**0**

SUPPLEMENTAL STATS SECTION

2017 NFL STANDINGS

AFC East

Team	W	L	T	Pct.	PF	PA	Home	Road	Div	AFC	NFC
N.E.	5	2	0	.714	195	166	2-2	3-0	1-0	2-1	3-1
Buf.	4	2	0	.667	119	101	3-0	1-2	1-0	2-1	2-1
Mia.	4	2	0	.667	92	112	2-1	2-1	1-1	3-1	1-1
NYJ	3	4	0	.429	137	161	2-1	1-3	1-3	3-4	0-0

AFC North

Team	W	L	T	Pct.	PF	PA	Home	Road	Div	AFC	NFC
Pit.	5	2	0	.714	147	116	2-1	3-1	3-0	4-1	1-1
Bal.	3	4	0	.429	130	148	1-2	2-2	2-1	3-2	0-2
Cin.	2	4	0	.333	98	112	1-2	1-2	1-2	2-3	0-1
Cle.	0	7	0	.000	103	169	0-4	0-3	0-3	0-7	0-0

AFC South

Team	W	L	T	Pct.	PF	PA	Home	Road	Div	AFC	NFC
Ten.	4	3	0	.571	158	173	2-1	2-2	2-1	3-3	1-0
Jax.	4	3	0	.571	183	110	1-2	3-1	2-1	4-2	0-1
Hou.	3	3	0	.500	177	147	2-2	1-1	1-1	3-3	0-0
Ind.	2	5	0	.286	119	222	2-2	0-3	0-2	1-2	1-3

AFC West

Team	W	L	T	Pct.	PF	PA	Home	Road	Div	AFC	NFC
K.C.	5	2	0	.714	207	161	2-1	3-1	1-1	3-2	2-0
Den.	3	3	0	.500	108	118	3-1	0-2	2-1	2-2	1-1
LAC	**3**	**4**	**0**	**.429**	**137**	**131**	**1-3**	**2-1**	**2-2**	**2-3**	**1-1**
Oak.	3	4	0	.429	155	156	2-2	1-2	1-2	3-3	0-1

NFC East

Team	W	L	T	Pct.	PF	PA	Home	Road	Div	NFC	AFC
Phi.	6	1	0	.857	199	146	3-0	3-1	3-0	5-0	1-1
Dal.	3	3	0	.500	165	142	1-2	2-1	1-0	3-2	0-1
Was.	3	3	0	.500	141	147	2-1	1-2	0-2	2-2	1-1
NYG	1	6	0	.143	112	156	0-3	1-3	0-2	0-5	1-1

NFC North

Team	W	L	T	Pct.	PF	PA	Home	Road	Div	NFC	AFC
Min.	5	2	0	.714	146	119	4-1	1-1	2-1	4-1	1-1
G.B.	4	3	0	.571	164	161	3-1	1-2	1-1	3-3	1-0
Det.	3	3	0	.500	161	149	1-2	2-1	1-0	3-3	0-0
Chi.	3	4	0	.429	122	151	2-2	1-2	0-2	1-4	2-0

NFC South

Team	W	L	T	Pct.	PF	PA	Home	Road	Div	NFC	AFC
N.O.	4	2	0	.667	171	133	1-1	3-1	1-0	3-1	1-1
Car.	4	3	0	.571	131	139	1-2	3-1	0-1	2-3	2-0
Atl.	3	3	0	.500	128	132	1-2	2-1	0-0	3-0	0-3
T.B.	2	4	0	.333	145	151	2-1	0-3	0-0	2-2	0-2

NFC West

Team	W	L	T	Pct.	PF	PA	Home	Road	Div	NFC	AFC
LAR	5	2	0	.714	212	138	2-2	3-0	2-1	3-2	2-0
Sea.	4	2	0	.667	134	94	2-0	2-2	2-0	3-1	1-1
Ari.	3	4	0	.429	119	191	2-1	1-3	1-1	2-4	1-0
S.F.	0	7	0	.000	123	186	0-3	0-4	0-3	0-6	0-1

**—Clinched Division, First-Round Bye and Home-Field Advantage*
z—Clinched Division and First-Round Bye
y—Clinched Division
x—Clinched Playoff Berth

2017 REGULAR-SEASON RANKINGS

LOS ANGELES CHARGERS (Team)

Category	NFL	AFC
Turnover Margin (+2)	11	6
Points Scored (19.6)	20t	9t
Points Allowed (18.7)	8	6
Total Offense (330.4)	17	7
Rushing (79.1)	31	16
Passing (251.3)	8	3
Total Defense (326.0)	13	8
vs. Rush (140.6)	31	15
vs. Pass (185.4)	5	4
Third-Down Offense (36.8%)	21	9
Third-Down Defense (41.2%)	23	14
Red-Zone Offense (55.0%)	14	7
Red-Zone Defense (37.5%)	4	3

LOS ANGELES CHARGERS (Individual)

Category	NFL	AFC
Passing		
Rating: Philip Rivers (89.9)	15	7
Yards: Philip Rivers (1,816)	5	3
Touchdowns: Philip Rivers (12)	7t	4
Rushing		
Yards: Melvin Gordon (394)	11	5
Touchdowns: Melvin Gordon (3)	10t	5
Receiving		
Receptions: Keenan Allen (36)	11t	6t
Yards: Keenan Allen (487)	9	6
Touchdowns: Melvin Gordon (4)	8t	4t
Defense		
Interceptions: Five Players (1)	38t	23t
Sacks: Melvin Ingram (8.5)	4	2

2017 WEEKLY NFL RANKINGS

		Offense			*Defense*		
Week	*Opp.*	*Total*	*Rush*	*Pass*	*Total*	*Rush*	*Pass*
1	at Den	22	19t	18	17	26	12
2	MIA	20	31	9	21	26	14
3	KC	18	27	11	13	31	5
4	PHI	15	29	6	23	31	6
5	at NYG	11	29	6	24	32	4
6	at Oak	14	31	4	18t	32	4
7	DEN	17	31	8	13	31	5
8	at NE						
9	*bye*						
10	at Jax						
11	BUF						
12	at Dal						
13	CLE						
14	WAS						
15	at KC						
16	at NYJ						
17	OAK						
Chargers in 2016		***14***	***26***	***8***	***16***	***10***	***20***

GAME-BY-GAME STARTERS

OFFENSIVE STARTERS

			WR	WR	TE	LT	LG	C	RG	RT	QB	RB	FB	3WR	2TE
Sept. 11	at	Den	K.Allen	Ty.Williams	A.Gates	R.Okung	M.Slauson	S.Pulley	K.Wiggins	J.Barksdale	P.Rivers	M.Gordon	D.Watt	—	—
Sept. 17		Mia	K.Allen	Ty.Williams	H.Henry	R.Okung	M.Slauson	S.Pulley	K.Wiggins	J.Barskdale	P.Rivers	M.Gordon	D.Watt	—	—
Sept. 24		KC	K.Allen	Ty.Williams	H.Henry	R.Okung	M.Slauson	S.Pulley	K.Wiggins	M.Schofield	P.Rivers	M.Gordon	—	—	S.McGrath
Oct. 1		Phi	K.Allen	Ty.Williams	H.Henry	R.Okung	M.Slauson	S.Pulley	K.Wiggins	J.Barksdale	P.Rivers	M.Gordon	—	—	S.McGrath
Oct. 8	at	NYG	K.Allen	Ty.Williams	H.Henry	R.Okung	M.Slauson	S.Pulley	K.Wiggins	J.Barksdale	P.Rivers	M.Gordon	—	—	S.McGrath
Oct. 15	at	Oak	K.Allen	Ty.Williams	H.Henry	R.Okung	M.Slauson	S.Pulley	K.Wiggins	J.Barksdale	P.Rivers	M.Gordon	—	T.Benjamin	—
Oct. 22		Den	K.Allen	Ty.Williams	H.Henry	R.Okung	M.Slauson	S.Pulley	K.Wiggins	M.Schofield	P.Rivers	M.Gordon	—	—	S.McGrath
Oct. 29	at	NE													
Nov. 12	at	Jax													
Nov. 19		Buf													
Nov. 23	at	Dal													
Dec. 3		Cle													
Dec. 10		Was													
Dec. 16	at	KC													
Dec. 24	at	NYJ													
Dec. 31		Oak													

DEFENSIVE STARTERS

			DE	NT	DT	LEO	OTTO	MIKE	WILL	LCB	RCB	SS	FS	3CB	3S
Sept. 11	at	Den	J.Bosa	B.Mebane	C.Liuget	M.Ingram	K.Emanuel	K.Toomer	J.Brown	C.Hayward	J.Verrett	J.Addae	T.Boston	—	—
Sept. 17		Mia	J.Bosa	B.Mebane	C.Liuget	M.Ingram	—	H.Pullard	J.Brown	C.Hayward	Tr.Williams	J.Addae	T.Boston	D.King	—
Sept. 24		KC	J.Bosa	B.Mebane	C.Liuget	M.Ingram	—	N.Harris	J.Brown	C.Hayward	Tr.Williams	J.Addae	T.Boston	D.King	—
Oct. 1		Phi	J.Bosa	B.Mebane	C.Liuget	M.Ingram	K.Emanuel	K.Toomer	J.Brown	C.Hayward	Tr.Williams	J.Addae	T.Boston	—	—
Oct. 8	at	NYG	J.Bosa	B.Mebane	C.Liuget	M.Ingram	K.Emanuel	H.Pullard	J.Brown	C.Hayward	Tr.Williams	J.Addae	T.Boston	—	—
Oct. 15	at	Oak	J.Bosa	B.Mebane	C.Liuget	M.Ingram	—	K.Toomer	H.Pullard	C.Hayward	Tr.Williams	J.Addae	T.Boston	—	A.Phillips
Oct. 22		Den	J.Bosa	B.Mebane	D.Philon	M.Ingram	K.Emanuel	K.Toomer	H.Pullard	C.Hayward	Tr.Williams	J.Addae	T.Boston	—	—
Oct. 29	at	NE													
Nov. 12	at	Jax													
Nov. 19		Buf													
Nov. 23	at	Dal													
Dec. 3		Cle													
Dec. 10		Was													
Dec. 16	at	KC													
Dec. 24	at	NYJ													
Dec. 31		Oak													

TEAM CAPTAINS

TEAM CAPTAINS

Sept. 11	at	Denver:	Joey Bosa, Antonio Gates, Melvin Ingram, Philip Rivers, Mike Windt.
Sept. 17		Miami:	Jahleel Addae, Keenan Allen, Melvin Gordon, Drew Kaser, Corey Liuget.
Sept. 24		Kansas City:	Tre Boston, Casey Hayward, Drew Kaser, Derek Watt, Kenny Wiggins.
Oct. 1		Philadelphia:	Antonio Gates*, Melvin Ingram*, Brandon Mebane*, Philip Rivers*, Matt Slauson*.
Oct. 8	at	N.Y. Giants:	Antonio Gates*, Melvin Ingram*, Brandon Mebane*, Russell Okung, Philip Rivers*, Matt Slauson*.
Oct. 15	at	Oakland:	Antonio Gates*, Melvin Ingram*, Brandon Mebane*, Philip Rivers*, Matt Slauson*, Trevor Williams.
Oct. 22		Denver:	Nick Dzubnar, Antonio Gates*, Melvin Ingram*, Brandon Mebane*, Philip Rivers*, Matt Slauson*.
Oct. 29	at	New England:	
Nov. 12	at	Jacksonville:	
Nov. 19		Buffalo:	
Nov. 23	at	Dallas:	
Dec. 3		Cleveland:	
Dec. 10		Washington:	
Dec. 16	at	Kansas City:	
Dec. 24	at	N.Y. Jets:	
Dec. 31		Oakland:	

** Prior to Week 4, the team voted to select Gates, Ingram, Mebane, Rivers and Slauson as season-long captains.*
An honorary captain will be named each game from Week 5 onward.

PASSES DEFENSED (35)

Sept. 11	at	Denver:	(5)	T.Boston 1, C.Hayward 1, D.King 1, A.Phillips 1, K.Toomer 1.
Sept. 17		Miami:	(4)	Tr.Williams 2, K.Emanuel 1, C.Liuget 1.
Sept. 24		Kansas City:	(2)	D.Square 1, K.Toomer 1.
Oct. 1		Philadelphia:	(7)	C.Hayward 5, D.King 1, Tr.Williams 1.
Oct. 8	at	N.Y. Giants:	(5)	C.Liuget 2, J.Addae 1, T.Boston 1, C.Hayward 1.
Oct. 15	at	Oakland:	(5)	Tr.Williams 3, J.Addae 1, H.Pullard 1.
Oct. 22		Denver:	(7)	J.Addae 2, J.Bosa 1, K.Emanuel 1, C.Hayward 1, C.McCain 1, A.Phillips 1.
Oct. 29	at	New England:	(0)	
Nov. 12	at	Jacksonville:	(0)	
Nov. 19		Buffalo:	(0)	
Nov. 23	at	Dallas:	(0)	
Dec. 3		Cleveland:	(0)	
Dec. 10		Washington:	(0)	
Dec. 16	at	Kansas City:	(0)	
Dec. 24	at	N.Y. Jets:	(0)	
Dec. 31		Oakland:	(0)	

SEASON TOTALS

Name	No.
Casey Hayward	8
Trevor Williams	6
Jahleel Addae	4
Corey Liuget	3
Tre Boston	2
Kyle Emanuel	2
Desmond King	2
Adrian Phillips	2
Korey Toomer	2
Joey Bosa	1
Chris McCain	1
Hayes Pullard	1
Damion Square	1

SACKS (23-151)

Sept. 11	at	Denver:	(4-38)	J.Bosa 1.5-12, M.Ingram 1.5-16, C.McCain 1-10.
Sept. 17		Miami:	(2-5)	M.Ingram 1-5, C.McCain 1-0.
Sept. 24		Kansas City:	(5-33)	M.Ingram 3-18, J.Bosa 1-6, C.McCain 1-9.
Oct. 1		Philadelphia:	(1-2)	D.Philon 1-2.
Oct. 8	at	N.Y. Giants:	(5-42)	J.Bosa 2-6, M.Ingram 2-25, D.Philon 1-11.
Oct. 15	at	Oakland:	(1-6)	J.Bosa 1-6.
Oct. 22		Denver:	(5-25)	J.Bosa 2-6, C.McCain 2-11, M.Ingram 1-8.
Oct. 29	at	New England:	(0)	
Nov. 12	at	Jacksonville:	(0)	
Nov. 19		Buffalo:	(0)	
Nov. 23	at	Dallas:	(0)	
Dec. 3		Cleveland:	(0)	
Dec. 10		Washington:	(0)	
Dec. 16	at	Kansas City:	(0)	
Dec. 24	at	N.Y. Jets:	(0)	
Dec. 31		Oakland:	(0)	

SEASON TOTALS

Name	No.	Yards
Melvin Ingram	8.5	72.0
Joey Bosa	7.5	36.0
Chris McCain	5.0	30.0
Darius Philon	2.0	13.0

REGULAR-SEASON PLAYER PARTICIPATION

2017 Season	1	2	3	4	5	6	7	8	10	11	12	13	14	15	16	17	Season Totals			
Player	at DEN	MIA	KC	PHI	at NYG	at OAK	DEN	at NE	at JAX	BUF	at DAL	CLE	WAS	at KC	at NYJ	OAK	GP	GS	DNP	INA
Addae, Jahleel	**SS**	**SS**	**SS**	**SS**	**SS**	**SS**	**SS**										7	7	0	0
Allen, Keenan	**WR**	**WR**	**WR**	**WR**	**WR**	**WR**	**WR**										7	7	0	0
Attaochu, Jeremiah	INA	INA	INA	INA	INA	INA	SUB										1	0	0	6
Barksdale, Joe	**RT**	**RT**	INA	**RT**	**RT**	**RT**	INA										5	5	0	2
Benjamin, Travis	SUB	SUB	SUB	SUB	SUB	**3WR**	SUB										7	1	0	0
Bosa, Joey	**DE**	**DE**	**DE**	**DE**	**DE**	**DE**	**DE**										7	7	0	0
Boston, Tre	**FS**	**FS**	**FS**	**FS**	**FS**	**FS**	**FS**										7	7	0	0
Bowman, Braedon	PS	PS	PS	PS	PS	PS	PS										0	0	0	0
Boyko, Brett	PS	PS	PS	PS	PS	PS	PS										0	0	0	0
Brown, Jatavis	**WILL**	**WILL**	**WILL**	**WILL**	**WILL**	SUB	SUB										7	5	0	0
Burse, Isaiah	IR	IR	IR	IR	IR	IR	IR										0	0	0	0
Clark, Donavon	IR	IR	IR	IR	IR	IR	IR										0	0	0	0
Clemens, Kellen	DNP	DNP	DNP	DNP	DNP	DNP	DNP										0	0	7	0
Cleveland, Asante	IR	IR	IR	IR	IR	IR	IR										0	0	0	0
Culkin, Sean	SUB	INA	INA	INA	INA	INA	INA										1	0	0	6
Daniels, LeShun	-	-	-	-	PS	PS	-										0	0	0	0
Davis, Geremy	SUB	-	PS	PS	PS	PS	PS										1	0	0	0
Davis, Michael	PS	SUB	SUB	SUB	SUB	SUB	SUB										6	0	0	0
Dzubnar, Nick	PS	PS	SUB	INA	SUB	SUB	SUB										4	0	0	1
Ekeler, Austin	SUB	SUB	SUB	SUB	SUB	SUB	SUB										7	0	0	0
Emanuel, Kyle	**OTTO**	SUB	SUB	**OTTO**	**OTTO**	SUB	**OTTO**										7	4	0	0
Eulls, Kaleb	IR	IR	IR	IR	IR	IR	IR										0	0	0	0
Farrow, Kenneth	IR	IR	IR	IR	IR	IR	IR										0	0	0	0
Feeney, Dan	SUB	SUB	DNP	SUB	SUB	SUB	SUB										6	0	1	0
Gates, Antonio	**TE**	SUB	SUB	SUB	SUB	SUB	SUB										7	1	0	0
Gordon, Melvin	**RB**	**RB**	**RB**	**RB**	**RB**	**RB**	**RB**										7	7	0	0
Hairston, Chris	SUB	SUB	NF/IL	NF/IL	NF/IL	NF/IL	NF/IL										2	0	0	0
Harris, Nigel	SUB	SUB	**MIKE**	SUB	SUB	INA	-										5	1	0	1
Hayward, Casey	**LCB**	**LCB**	**LCB**	**LCB**	**LCB**	**LCB**	**LCB**										7	7	0	0
Hendy, A.J.	-	-	-	-	-	PS	PS										0	0	0	0
Henry, Hunter	SUB	**TE**	**TE**	**TE**	**TE**	**TE**	**TE**										7	6	0	0
Ingram, Melvin	**LEO**	**LEO**	**LEO**	**LEO**	**LEO**	**LEO**	**LEO**										7	7	0	0
Inman, Dontrelle	INA	SUB	SUB	SUB	SUB	INA	INA										4	0	0	3
Jenkins, Rayshawn	SUB	INA	SUB	SUB	SUB	SUB	SUB										6	0	0	1
Jones, Cardale	INA	INA	INA	INA	INA	INA	INA										0	0	0	7
Kaser, Drew	SUB	SUB	SUB	SUB	SUB	SUB	SUB										7	0	0	0
Keyes, Josh	-	-	-	-	-	-	SUB										1	0	0	0
King, Desmond	SUB	**3CB**	**3CB**	SUB	SUB	SUB	SUB										7	2	0	0
Koo, Younghoe	SUB	SUB	SUB	SUB	-	-	-										4	0	0	0
Lamp, Forrest	IR	IR	IR	IR	IR	IR	IR										0	0	0	0
Landrum, Christopher	IR	IR	IR	IR	IR	IR	IR										0	0	0	0
Liuget, Corey	**DT**	**DT**	**DT**	**DT**	**DT**	**DT**	INA										6	6	0	1
Mager, Craig	PS	PS	PS	PS	PS	PS	PS										0	0	0	0
Marz, Tyler	-	-	INA	INA	INA	INA	INA										0	0	0	5
McCain, Chris	SUB	SUB	SUB	SUB	SUB	SUB	SUB										7	0	0	0
McCoil, Dexter	INA	SUB	SUB	INA	-	-	-										2	0	0	2
McGrath, Sean	INA	SUB	**2TE**	**2TE**	**2TE**	SUB	**2TE**										6	4	0	1
Mebane, Brandon	**NT**	**NT**	**NT**	**NT**	**NT**	**NT**	**NT**										7	7	0	0
Moore, Charmeachealle	IR	IR	IR	IR	IR	IR	IR										0	0	0	0
Novak, Nick	-	-	-	-	SUB	SUB	SUB										3	0	0	0
Okung, Russell	**LT**	**LT**	**LT**	**LT**	**LT**	**LT**	**LT**										7	7	0	0
Oliver, Branden	SUB	SUB	SUB	SUB	INA	INA	INA										4	0	0	3
Onwualu, James	SUB	SUB	SUB	SUB	SUB	SUB	SUB										7	0	0	0
Palepoi, Tenny	SUS	SUB	SUB	SUB	SUB	SUB	SUB										6	0	0	0
Patton, Andre	PS	PS	PS	PS	PS	PS	PS										0	0	0	0
Perryman, Denzel	IR	IR	IR	IR	IR	IR	IR/DFR										0	0	0	0
Phillips, Adrian	SUB	SUB	SUB	SUB	SUB	**3S**	SUB										7	1	0	0
Philon, Darius	SUB	SUB	SUB	SUB	SUB	SUB	**DT**										7	1	0	0
Pullard, Hayes	SUB	**MIKE**	INA	SUB	**MIKE**	**WILL**	**WILL**										6	4	0	1
Pulley, Spencer	**C**	**C**	**C**	**C**	**C**	**C**	**C**										7	7	0	0
Richards, Jeff	-	PS	PS	PS	PS	PS	PS										0	0	0	0
Richardson, Whitney	PS	-	-	PS	-	-	PS										0	0	0	0
Rivers, Philip	**QB**	**QB**	**QB**	**QB**	**QB**	**QB**	**QB**										7	7	0	0
Rochell, Isaac	SUB	PS	PS	PS	PS	PS	PS										1	0	0	0
Schofield, Michael	DNP	SUB	**RT**	SUB	SUB	SUB	**RT**										6	2	1	0
Scott, Artavis	PS	PS	PS	PS	PS	PS	PS										0	0	0	0
Slauson, Matt	**LG**	**LG**	**LG**	**LG**	**LG**	**LG**	**LG**										7	7	0	0
Square, Damion	SUB	SUB	SUB	SUB	SUB	SUB	SUB										7	0	0	0
Tevi, Sam	INA	INA	SUB	SUB	SUB	SUB	SUB										5	0	0	2
Toomer, Korey	**MIKE**	SUB	SUB	**MIKE**	INA	**MIKE**	**MIKE**										6	4	0	1
Tuerk, Max	SUS	SUS	SUS	SUS	-	-	-										0	0	0	0
Verrett, Jason	**RCB**	INA	IR	IR	IR	IR	IR										1	1	0	1
Watt, Derek	**FB**	**FB**	SUB	SUB	SUB	SUB	SUB										7	2	0	0
Wiggins, Kenny	**RG**	**RG**	**RG**	**RG**	**RG**	**RG**	**RG**										7	7	0	0
Williams, Andre	PS	PS	PS	PS	SUB	SUB	SUB										3	0	0	0
Williams, Mike	INA	INA	INA	INA	INA	SUB	SUB										2	0	0	5
Williams, Trevor	SUB	**RCB**	**RCB**	**RCB**	**RCB**	**RCB**	**RCB**										7	6	0	0
Williams, Tyrell	**WR**	**WR**	**WR**	**WR**	**WR**	**WR**	**WR**										7	7	0	0
Windt, Mike	SUB	SUB	SUB	SUB	SUB	SUB	SUB										7	0	0	0

STARTERS FOR EACH GAME IN BOLD: DNP — Did Not Play, INA — Inactive, IR — Reserve/Injured, IR/DFR — Reserve Injured; Designated for Return, NF/IL — Non-Football Illness List, PS — Practice Squad, SUB — Substitute, SUS — Reserve/Suspended, 2TE — Started as Second Tight End, 3CB — Started as Third Cornerback, 3S — Started as Third Safety.

SINGLE-GAME HIGHS

INDIVIDUAL

Passing
Longest Scoring Pass —75, P.Rivers to Ty.Williams, Oct. 1 vs. Philadelphia
Longest Non-Scoring Pass — 50, P.Rivers to K.Allen, Oct. 1 vs. Philadelphia
Most Passing Attempts — 44, P.Rivers, Oct. 8 at New York Giants
Most Completions — 31, P.Rivers, Sept. 17 vs. Miami
Most Passing Yards — 347, P.Rivers, Oct. 1 vs. Philadelphia
Most Passing Touchdowns — 3, twice, most recently P.Rivers, Oct. 8 at New York Giants

Rushing
Longest Scoring Run — 35, A.Ekeler, Oct. 1 vs. Philadelphia
Longest Non-Scoring Run — 26, B.Oliver, Sept. 17 vs. Miami
Most Rushing Attempts — 25, M.Gordon, Oct. 15 at Oakland
Most Rushing Yards — 105, M.Gordon, Oct. 8 at New York Giants
Most Rushing Touchdowns — 1, four times, most recently M.Gordon, Oct. 15 at Oakland

Receiving
Most Receptions — 9, twice, most recently M.Gordon, Oct. 15 at Oakland
Most Receiving Yards — 138, K.Allen, Oct. 1 vs. Philadelphia
Most Receiving Touchdowns — 2, M.Gordon, Oct. 8 at New York Giants

Total Offense
Most Total Yards from Scrimmage — 163, M.Gordon, Oct. 8 at New York Giants
Most Touchdowns — 2, twice, most recenlty M.Gordon, Oct. 15 at Oakland

Special Teams
Longest Punt — 69, D.Kaser, Oct. 22 vs. Denver
Longest Field Goal — 41, Y.Koo, Sept. 17 vs. Miami
Most Attempted Field Goals — 3, Y.Koo, Sept. 17 vs. Miami
Most Made Field Goals — 2, N.Novak, Oct. 8 at New York Giants

Returns
Longest Kickoff Return — 25, D.King, Sept. 24 vs. Kansas City
Longest Punt Return — 65t, T.Benjamin, Oct. 22 vs. Denver
Longest Interception Return — 21, Tr.Williams, Oct. 15 at Oakland
Longest Fumble Return — 11, C.Hayward, Sept. 11 at Denver

Defense
Most Interceptions — 1, five times, most recently C.Hayward, Oct. 22 vs. Denver
Most Tackles — 15, J.Brown, Sept. 11 at Denver
Most Solo Tackles — 13, J.Brown, Sept. 11 at Denver
Most Sacks — 3.0, M.Ingram, Sept. 24 vs. Kansas City
Most Passes Defensed — 5, C.Hayward, Oct. 1 vs. Philadelphia

TEAM

Most, Offense
First Downs — 24, twice, most recently Sept. 24 vs. Kansas City
Rushing Attempts — 29, Oct. 8 at New York Giants
Rushing Yards — 124, Oct. 8 at New York Giants
Rushing Touchdowns — 1, three times, most recently Oct. 15 at Oakland
Passing Attempts — 44, Oct. 8 at New York Giants
Completions — 31, Sept. 17 vs. Miami
Net Passing Yards — 347, Oct. 1 vs. Philadelphia
Touchdowns Thrown — 3, twice, most recently Oct. 8 at New York Giants
Offensive Plays — 73, Oct. 8 at New York Giants
Total Offense — 400, Oct. 1 vs. Philadelphia
Time of Possession — 32:03, Oct. 15 at Oakland

Most, Turnovers
Turnovers — 3, Sept. 24 vs. Kansas City
Interceptions Thrown — 3, Sept. 24 vs. Kansas City
Fumbles — 2, twice, most recently Oct. 8 at New York Giants
Fumbles Lost — 1, twice, most recently Oct. 15 at Oakland

Longest Scoring Drives
Plays —15, Oct. 15 at Oakland
Yards — 92, twice, most recently Oct. 22 vs. Denver
Time — 6:53, Oct. 22 vs. Denver

Shortest Scoring Drives
Plays — 1, twice, most recently Oct. 1 vs. Philadelphia
Yards — 11, Oct. 8 at New York Giants
Time — 0:07, Sept. 11 at Denver

Fewest, Defense
First Downs Allowed — 12, Oct. 22 vs. Denver
Rushing Attempts Allowed — 19, Oct. 22 vs. Denver
Rushing Yards Allowed — 69, Oct. 22 vs. Denver
Passing Attempts Allowed — 21, Sept. 24 vs. Kansas City
Completions Allowed —16, Sept. 24 vs. Kansas City
Net Passing Yards Allowed — 122, Sept. 24 vs. Kansas City
Total Plays Allowed — 51, Sept. 24 vs. Kansas City
Total Yards Allowed — 251, Oct. 22 vs. Denver

Most, Defense
Takeaways — 3, Oct. 22 vs. Denver
Interceptions — 2, Oct. 15 at Oakland
Fumbles Forced — 3, Oct. 22 vs. Denver
Fumbles Recovered — 2, Oct. 22 vs. Denver
Passes Defensed — 7, Oct. 1 vs. Philadelphia
Sacks — 5.0, three times, most recently Oct. 22 vs. Denver

WEEKLY LEADERS

REGULAR-SEASON WEEKLY LEADERS, LOS ANGELES CHARGERS

			Scoring	Pass Yds.	Carries	Rush Yds.	Catches	Rec. Yds.	Tackles (Solo)	Sacks
Sept. 11	at	Denver:	3 tied with 6	P.Rivers 192	M.Gordon 18	M.Gordon 54	3 tied with 5	Ty.Williams 54	J.Brown 15 (13)	2 tied with 1.5
Sept. 17		Miami:	2 tied with 6	P.Rivers 331	M.Gordon 9	B.Oliver 31	K.Allen 9	K.Allen 100	J.Brown 10 (6)	2 tied with 1.0
Sept. 24		Kansas City:	M.Gordon 6	P.Rivers 237	M.Gordon 17	M.Gordon 79	2 tied with 5	T.Benjamin 105	J.Bosa 9 (4)	M.Ingram 3.0
Oct. 1		Philadelphia:	4 tied with 6	P.Rivers 347	M.Gordon 10	A.Ekeler 35	2 tied with 5	K.Allen 138	J.Addae 11 (7)	D.Philon 1.0
Oct. 8	at	N.Y. Giants:	M.Gordon 12	P.Rivers 258	M.Gordon 20	M.Gordon 105	M.Gordon 6	K.Allen 67	H.Pullard 9 (7)	2 tied with 2.0
Oct. 15	at	Oakland:	M.Gordon 12	P.Rivers 268	M.Gordon 25	M.Gordon 83	M.Gordon 9	H.Henry 90	2 tied with 8	J.Bosa 1.0
Oct. 22		Denver:	T.Benjamin 12	P.Rivers 183	M.Gordon 18	2 tied with 38	2 tied with 4	H.Henry 73	J.Addae 9 (6)	2 tied with 2.0
Oct. 29	at	New England:								
Nov. 12	at	Jacksonville:								
Nov. 19		Buffalo:								
Nov. 23	at	Dallas:								
Dec. 3		Cleveland:								
Dec. 10		Washington:								
Dec. 16	at	Kansas City:								
Dec. 24	at	N.Y. Jets:								
Dec. 31		Oakland:								

REGULAR-SEASON WEEKLY LEADERS, OPPONENT

			Scoring	Pass Yds.	Carries	Rush Yds.	Catches	Rec. Yds.	Tackles (Solo)	Sacks
Sept. 11	at	Denver:	B.Fowler 12	T.Siemian 219	C.Anderson 20	C.Anderson 81	D.Thomas 5	D.Thomas 67	B.Marshall 8 (5)	S.Barrett 1.0
Sept. 17		Miami:	C.Parkey 13	J.Cutler 230	J.Ajayi 28	J.Ajayi 122	J.Landry 13	D.Parker 85	M.Hull 10 (7)	W.Hayes 1.0
Sept. 24		Kansas City:	4 tied with 6	A.Smith 155	K.Hunt 17	K.Hunt 172	T.Hill 5	T.Hill 77	T.Mitchell 9 (9)	2 tied with 1.0
Oct. 1		Philadelphia:	J.Elliott 14	C.Wentz 242	L.Blount 16	L.Blount 136	Z.Ertz 5	Z.Ertz 81	J.Hicks 9 (8)	2 tied with 1.0
Oct. 8	at	N.Y. Giants:	3 tied with 6	E.Manning 225	W.Gallman 11	O.Darkwa 69	2 tied with 5	O.Beckham 97	D.Thompson 11 (8)	None
Oct. 15	at	Oakland:	2 tied with 6	D.Carr 171	M.Lynch 13	M.Lynch 63	M.Crabtree 6	M.Crabtree 52	T.Carrie 8 (7)	B.Irvin 1.0
Oct. 22		Denver:	None	T.Siemian 207	C.Anderson 10	C.Anderson 44	A.Derby 6	A.Derby 66	T.Davis 10 (7)	V.Miller 2.0
Oct. 29	at	New England:								
Nov. 12	at	Jacksonville:								
Nov. 19		Buffalo:								
Nov. 23	at	Dallas:								
Dec. 3		Cleveland:								
Dec. 10		Washington:								
Dec. 16	at	Kansas City:								
Dec. 24	at	N.Y. Jets:								
Dec. 31		Oakland:								

WEEKLY INACTIVES

WEEKLY INACTIVES

Sept. 11	at	Denver:	Jeremiah Attaochu, Dontrelle Inman, Cardale Jones, Dexter McCoil, Sean McGrath, Sam Tevi, Mike Williams.
Sept. 17		Miami:	Jeremiah Attaochu, Sean Culkin, Rayshawn Jenkins, Cardale Jones, Sam Tevi, Jason Verrett, Mike Williams.
Sept. 24		Kansas City:	Jeremiah Attaochu, Joe Barksdale, Sean Culkin, Cardale Jones, Tyler Marz, Hayes Pullard, Mike Williams.
Oct. 1		Philadelphia:	Jeremiah Attaochu, Sean Culkin, Nick Dzubnar, Cardale Jones, Tyler Marz, Dexter McCoil, Mike Williams.
Oct. 8	at	N.Y. Giants:	Jeremiah Attaochu, Sean Culkin, Cardale Jones, Tyler Marz, Branden Oliver, Korey Toomer, Mike Williams.
Oct. 15	at	Oakland:	Jeremiah Attaochu, Sean Culkin, Nigel Harris, Dontrelle Inman, Cardale Jones, Tyler Marz, Branden Oliver.
Oct. 22		Denver:	Joe Barksdale, Sean Culkin, Dontrelle Inman, Cardale Jones, Corey Liuget, Tyler Marz, Branden Oliver.
Oct. 29	at	New England:	
Nov. 12	at	Jacksonville:	
Nov. 19		Buffalo:	
Nov. 23	at	Dallas:	
Dec. 3		Cleveland:	
Dec. 10		Washington:	
Dec. 16	at	Kansas City:	
Dec. 24	at	N.Y. Jets:	
Dec. 31		Oakland:	

SEASON TOTALS

Name	No.
Cardale Jones	7
Jeremiah Attaochu	6
Sean Culkin	6
Tyler Marz	5
Mike Williams	5
Dontrelle Inman	3
Branden Oliver	3
Joe Barksdale	2
Dexter McCoil	2
Sam Tevi	2
Nick Dzubnar	1
Rayshawn Jenkins	1
Nigel Harris	1
Corey Liuget	1
Sean McGrath	1
Hayes Pullard	1
Korey Toomer	1
Jason Verrett	1

GAME BOOK VS. DENVER OCT. 22, 2017

National Football League Game Summary

NFL Copyright © 2017 by The National Football League. All rights reserved. This summary and play-by-play is for the express purpose of assisting media in their coverage of the game; any other use of this material is prohibited without the written permission of the National Football League. Updated: 10/24/2017

Date: Sunday, 10/22/2017

Denver Broncos at Los Angeles Chargers

at StubHub Center, Carson, CA

Start Time: 1:25 PM PDT

Game Day Weather

Game Weather: Sunny

Played on Turf: Grass

Temp: 90° F (32.2° C) Humidity: 15%, Wind: W 4 mph

Officials

Referee: Hussey, John (35)
Umpire: Michalek, Tony (115)
Down Judge: Walker, Ed (123)
Line Judge: Marinucci, Ron (107)
Field Judge: Buchanan, Jimmy (86)
Side Judge: Baynes, Allen (56)
Back Judge: Ferguson, Keith (61)
Replay Official: Wimmer, Mike (0)

Lineups

Denver Broncos

Offense			Defense		
WR	88	D. Thomas	DE	95	D.Wolfe
TE	82	J.Heuerman	NT	94	D.Peko
LT	72	G.Bolles	DE	99	A.Gotsis
LG	76	M.Garcia	SLB	48	S.Barrett
C	61	M.Paradis	WLB	58	V.Miller
RG	65	R.Leary	ILB	51	T.Davis
RT	73	A.Barbre	ILB	54	B.Marshall
TE	85	V.Green	LCB	21	A.Talib
WR	87	J.Taylor	RCB	25	C.Harris
RB	22	C.Anderson	SS	31	J.Simmons
QB	13	T.Siemian	FS	26	D.Stewart

Los Angeles Chargers

Offense			Defense		
WR	13	K.Allen	DE	99	J.Bosa
TE	84	S.McGrath	NT	92	B.Mebane
LT	76	R.Okung	DT	93	D.Philon
LG	68	M.Slauson	LEO	54	M.Ingram
C	73	S.Pulley	OTTO	51	K.Emanuel
RG	79	K.Wiggins	MIKE	56	K.Toomer
RT	78	M.Schofield	WILL	50	H.Pullard
TE	86	H.Henry	LCB	26	C.Hayward
WR	16	Ty.Williams	SS	37	J.Addae
QB	17	P.Rivers	FS	33	T.Boston
RB	28	M.Gordon	RCB	24	Tr.Williams

Substitutions

K 8 B.McManus, P 9 R.Dixon, WR 15 H.Sharp, WR 16 B.Fowler, S 20 J.Carter, RB 23 D.Booker, CB 27 B.Langley, RB 28 J.Charles, CB 29 B.Roby, FB 32 A.Janovich, S 34 W.Parks, CB 37 L.Doss, MLB 41 J.Garcia-Williams, LS 42 C.Kreiter, ILB 50 Z.Anderson, DE 57 D.Walker, TE 83 A.Derby, OLB 91 K.Edebali, DE 92 Z.Kerr, DE 96 S.Harris

Substitutions

P 8 D.Kaser, K 9 N.Novak, WR-KR 12 T.Benjamin, CB 20 D.King, S 25 R.Jenkins, RB 30 A.Ekeler, S 31 A.Phillips, FB 34 D.Watt, DE 40 C.McCain, CB 43 M.Davis, RB 44 A.Williams, LS 47 M.Windt, LB 48 N.Dzubnar, OLB 49 J.Onwualu, LB 53 J.Keyes, OLB 57 J.Brown, G 66 D.Feeney, T 69 S.Tevi, NT 71 D.Square, WR 81 M.Williams, TE 85 A.Gates, DT 95 T.Palepoi, DE 97 J.Attaochu

Did Not Play

QB 17 B.Osweiler, C 55 D.Day, G/C 60 C.McGovern, T 68 E.Wilkinson

Did Not Play

QB 10 K.Clemens

Not Active

WR 10 E.Sanders, QB 12 P.Lynch, WR 14 C.Latimer, RB 33 D.Henderson, T 71 D.Stephenson, T 75 M.Watson, WR 84 I.McKenzie

Not Active

QB 7 C.Jones, WR 15 D.Inman, RB 32 B.Oliver, T 61 T.Marz, T 72 J.Barksdale, TE 80 S.Culkin, DT 94 C.Liuget

Field Goals (made ( ) & missed)

		1	2	3	4	OT	Total
VISITOR:	Denver Broncos	0	0	0	0	0	0
HOME:	Los Angeles Chargers	7	7	0	7	0	21

Scoring Plays

Team	Qtr	Time	Play Description (Extra Point) (Drive Info)	Visitor	Home
Chargers	1	7:27	T.Benjamin 65 yd. punt return (N.Novak kick)	0	7
Chargers	2	7:07	A.Ekeler 1 yd. pass from P.Rivers (N.Novak kick) (9-65, 5:55)	0	14
Chargers	4	5:42	T.Benjamin 42 yd. pass from P.Rivers (N.Novak kick) (10-92, 6:53)	0	21

Paid Attendance: 25,388

Time: 2:53

Denver Broncos vs Los Angeles Chargers
10/22/2017 at StubHub Center

Final Individual Statistics

Denver Broncos

RUSHING	ATT	YDS	AVG	LG	TD
C.Anderson	10	44	4.4	11	0
T.Siemian	2	14	7.0	8	0
D.Booker	2	6	3.0	6	0
A.Janovich	1	3	3.0	3	0
J.Charles	4	2	0.5	3	0
Total	19	69	3.6	11	0

PASSING	ATT	CMP	YDS	SK/YD	TD	LG	IN	RT
T.Siemian	35	25	207	5/25	0	23	1	74.3
Total	35	25	207	5/25	0	23	1	74.3

PASS RECEIVING	TAR	REC	YDS	AVG	LG	TD
A.Derby	7	6	66	11.0	23	0
B.Fowler	5	5	45	9.0	13	0
J.Charles	4	4	20	5.0	9	0
D.Booker	4	3	22	7.3	15	0
A.Janovich	2	2	14	7.0	10	0
D. Thomas	6	2	9	4.5	13	0
C.Anderson	2	1	17	17.0	17	0
J.Taylor	2	1	7	7.0	7	0
V.Green	2	1	7	7.0	7	0
H.Sharp	1	0	0	0.0	0	0
Total	35	25	207	8.3	23	0

INTERCEPTIONS	NO	YDS	AVG	LG	TD
Total	0	0	0	0	0

PUNTING	NO	YDS	AVG	NET	TB	IN20	LG
R.Dixon	8	349	43.6	32.6	0	2	46
Total	8	349	43.6	32.6	0	2	46

PUNT RETURNS	NO	YDS	AVG	FC	LG	TD
H.Sharp	5	55	11.0	1	16	0
[DOWNED]	1	0	0.0	0	0	0
[OUT OF BOUNDS]	1	0	0.0	0	0	0
Total	5	55	11.0	1	16	0

KICKOFF RETURNS	NO	YDS	AVG	FC	LG	TD
B.Langley	3	93	31.0	0	61	0
[TOUCHBACK]	1	0	0.0	0	0	0
Total	3	93	31.0	0	61	0

Los Angeles Chargers

RUSHING	ATT	YDS	AVG	LG	TD
M.Gordon	18	38	2.1	21	0
A.Ekeler	7	38	5.4	11	0
T.Benjamin	1	4	4.0	4	0
Total	26	80	3.1	21	0

PASSING	ATT	CMP	YDS	SK/YD	TD	LG	IN	RT
P.Rivers	26	15	183	3/21	2	42	0	105.1
Total	26	15	183	3/21	2	42	0	105.1

PASS RECEIVING	TAR	REC	YDS	AVG	LG	TD
H.Henry	5	4	73	18.3	34	0
A.Ekeler	4	4	6	1.5	3	1
K.Allen	7	3	41	13.7	19	0
T.Benjamin	1	1	42	42.0	42	1
Ty.Williams	1	1	11	11.0	11	0
M.Gordon	4	1	6	6.0	6	0
A.Gates	1	1	4	4.0	4	0
M.Williams	2	0	0	0.0	0	0
Total	25	15	183	12.2	42	2

INTERCEPTIONS	NO	YDS	AVG	LG	TD
C.Hayward	1	-2	-2.0	-2	0
Total	1	-2	-2.0	-2	0

PUNTING	NO	YDS	AVG	NET	TB	IN20	LG
D.Kaser	8	413	51.6	44.8	0	3	69
Total	8	413	51.6	44.8	0	3	69

PUNT RETURNS	NO	YDS	AVG	FC	LG	TD
T.Benjamin	3	88	29.3	5	65	1
Total	3	88	29.3	5	65	1

KICKOFF RETURNS	NO	YDS	AVG	FC	LG	TD
[TOUCHBACK]	1	0	0.0	0	0	0
Total	0	0	0.0	0	0	0

Denver Broncos

FUMBLES	FUM	LOST	OWN-REC	YDS	TD	FORCED	OPP-REC	YDS	TD	OUT-BDS
T.Siemian	2	1	0	0	0	0	0	0	0	0
A.Derby	1	1	0	0	0	0	0	0	0	0
M.Garcia	0	0	1	0	0	0	0	0	0	0
Total	3	2	1	0	0	0	0	0	0	0

Los Angeles Chargers

FUMBLES	FUM	LOST	OWN-REC	YDS	TD	FORCED	OPP-REC	YDS	TD	OUT-BDS
C.McCain	0	0	0	0	0	2	0	0	0	0
A.Phillips	0	0	0	0	0	1	0	0	0	0
J.Brown	0	0	0	0	0	0	1	0	0	0
D.Square	0	0	0	0	0	0	1	0	0	0
Total	0	0	0	0	0	3	2	0	0	0

Denver Broncos vs Los Angeles Chargers
10/22/2017 at StubHub Center

Final Team Statistics

	Visitor Broncos	Home Chargers
TOTAL FIRST DOWNS	12	14
By Rushing	3	2
By Passing	8	8
By Penalty	1	4
THIRD DOWN EFFICIENCY	3-14-21%	3-12-25%
FOURTH DOWN EFFICIENCY	0-2-0%	0-1-0%
TOTAL NET YARDS	251	242
Total Offensive Plays (inc. times thrown passing)	59	55
Average gain per offensive play	4.3	4.4
NET YARDS RUSHING	69	80
Total Rushing Plays	19	26
Average gain per rushing play	3.6	3.1
Tackles for a loss-number and yards	2-4	2-4
NET YARDS PASSING	182	162
Times thrown - yards lost attempting to pass	5-25	3-21
Gross yards passing	207	183
PASS ATTEMPTS-COMPLETIONS-HAD INTERCEPTED	35-25-1	26-15-0
Avg gain per pass play (inc.# thrown passing)	4.6	5.6
KICKOFFS Number-In End Zone-Touchbacks	1-1-1	4-4-1
PUNTS Number and Average	8-43.6	8-51.6
Had Blocked	0	0
FGs - PATs Had Blocked	0-0	0-0
Net Punting Average	32.6	44.8
TOTAL RETURN YARDAGE (Not Including Kickoffs)	55	86
No. and Yards Punt Returns	5-55	3-88
No. and Yards Kickoff Returns	3-93	0-0
No. and Yards Interception Returns	0-0	1--2
PENALTIES Number and Yards	10-68	9-81
FUMBLES Number and Lost	3-2	0-0
TOUCHDOWNS	0	3
Rushing	0	0
Passing	0	2
Punt Returns	0	1
EXTRA POINTS Made-Attempts	0-0	3-3
Kicking Made-Attempts	0-0	3-3
FIELD GOALS Made-Attempts	0-0	0-0
RED ZONE EFFICIENCY	0-1-0%	1-2-50%
GOAL TO GO EFFICIENCY	0-0-0%	1-2-50%
SAFETIES	0	0
FINAL SCORE	0	21
TIME OF POSSESSION	31:04	28:56

Denver Broncos vs Los Angeles Chargers
10/22/2017 at StubHub Center

Ball Possession And Drive Chart

Denver Broncos

#	Time Recd	Time Lost	Time Poss	How Ball Obtained	Drive Began	# Play	Yds Gain	Yds Pen	Net Yds	1st Down	Last Scrm	How Given Up
1	15:00	13:31	1:29	Kickoff	DEN 9	3	29	0	29	0	DEN 15	Fumble
2	10:51	7:27	3:24	Downs	DEN 1	6	18	0	18	1	DEN 19	Punt
3	7:27	5:33	1:54	Kickoff	DEN 16	3	7	-5	2	0	DEN 18	Punt
4	3:56	1:08	2:48	Punt	DEN 19	4	13	5	18	1	DEN 37	Punt
5	15:00	13:02	1:58	Punt	DEN 27	3	7	-10	-3	0	DEN 24	Punt
6	7:07	4:00	3:07	Kickoff	DEN 25	6	22	15	37	2	LAC 35	Fumble
7	2:57	2:09	0:48	Punt	DEN 35	3	6	0	6	0	DEN 41	Punt
8	1:40	0:50	0:50	Punt	DEN 37	3	7	0	7	0	DEN 44	Punt
9	12:57	9:44	3:13	Punt	DEN 1	5	18	0	18	1	DEN 19	Punt
10	6:48	4:47	2:01	Punt	DEN 9	3	12	-5	7	0	DEN 16	Punt
11	2:47	12:35	5:12	Punt	DEN 30	10	39	0	39	3	LAC 31	Interception
12	5:42	2:18	3:24	Kickoff	LAC 43	7	48	-15	33	2	* LAC 27	Downs
13	0:56	0:00	0:56	Punt	DEN 35	3	25	0	25	2	LAC 41	End of Game

(301) Average DEN 23

Los Angeles Chargers

#	Time Recd	Time Lost	Time Poss	How Ball Obtained	Drive Began	# Play	Yds Gain	Yds Pen	Net Yds	1st Down	Last Scrm	How Given Up
1	13:31	10:51	2:40	Fumble	DEN 45	6	34	10	44	2	* DEN 1	Downs
2	5:33	3:56	1:37	Punt	LAC 36	3	-4	0	-4	0	LAC 32	Punt
3	1:08	0:00	1:08	Punt	LAC 37	3	2	-16	-14	0	LAC 23	Punt
4	13:02	7:07	5:55	Punt	LAC 35	9	65	0	65	5	* DEN 1	Touchdown
5	4:00	2:57	1:03	Fumble	LAC 38	3	1	-5	-4	0	LAC 34	Punt
6	2:09	1:40	0:29	Punt	LAC 15	3	0	0	0	0	LAC 15	Punt
7	0:50	0:00	0:50	Punt	LAC 15	2	8	0	8	0	LAC 21	End of Half
8	15:00	12:57	2:03	Kickoff	LAC 25	3	9	-4	5	0	LAC 30	Punt
9	9:44	6:48	2:56	Punt	LAC 40	5	20	0	20	1	DEN 40	Punt
10	4:47	2:47	2:00	Punt	LAC 43	3	17	-15	2	0	LAC 45	Punt
11	12:35	5:42	6:53	Interception	LAC 8	10	95	-3	92	5	DEN 42	Touchdown
12	2:18	0:56	1:22	Downs	LAC 10	5	-5	15	10	1	LAC 20	Punt

(357) Average LAC 30

* inside opponent's 20

Time of Possession by Quarter		1st	2nd	3rd	4th	OT	Total
Visitor	Denver Broncos	9:35	6:43	8:01	6:45		31:04
Home	Los Angeles Chargers	5:25	8:17	6:59	8:15		28:56

Kickoff Drive No.-Start Average — Broncos: 4 - DEN 27 — Chargers: 1 - LAC 25

Denver Broncos vs Los Angeles Chargers
10/22/2017 at StubHub Center

Final Defensive Statistics

Denver Broncos	Regular Defensive Plays											Special Teams					Misc			
	TKL	AST	COMB	SK	/ YDS	TFL	Q	IN	PD	FF	FR	TKL	AST	FF	FR	BL	TKL	AST	FF	FR
T.Davis	7	3	10	0	0	0	0	0	0	0	0	0	0	0	0	0	0	0	0	0
B.Marshall	3	4	7	0	0	0	0	0	0	0	0	0	0	0	0	0	0	0	0	0
V.Miller	5	0	5	2	16	2	2	0	0	0	0	0	0	0	0	0	0	0	0	0
W.Parks	1	4	5	0	0	0	1	0	0	0	0	0	0	0	0	0	0	0	0	0
D.Peko	4	0	4	1	5	3	1	0	0	0	0	0	0	0	0	0	0	0	0	0
Z.Anderson	4	0	4	0	0	0	0	0	0	0	0	0	0	0	0	0	0	0	0	0
B.Roby	3	0	3	0	0	0	0	0	2	0	0	0	0	0	0	0	0	0	0	0
D.Wolfe	2	1	3	0	0	0	0	0	0	0	0	0	0	0	0	0	0	0	0	0
C.Harris	2	1	3	0	0	0	0	0	0	0	0	0	0	0	0	0	0	0	0	0
A.Talib	2	0	2	0	0	0	0	0	1	0	0	0	0	0	0	0	0	0	0	0
S.Harris	2	0	2	0	0	0	0	0	0	0	0	0	0	0	0	0	0	0	0	0
A.Gotsis	1	1	2	0	0	0	0	0	0	0	0	0	0	0	0	0	0	0	0	0
J.Simmons	1	1	2	0	0	0	0	0	0	0	0	0	0	0	0	0	0	0	0	0
S.Barrett	1	0	1	0	0	0	0	0	0	0	0	0	0	0	0	0	0	0	0	0
D.Stewart	1	0	1	0	0	0	0	0	0	0	0	0	0	0	0	0	0	0	0	0
D.Walker	1	0	1	0	0	0	0	0	0	0	0	0	0	0	0	0	0	0	0	0
R.Dixon	0	0	0	0	0	0	0	0	0	0	0	1	0	0	0	0	0	0	0	0
J.Taylor	0	0	0	0	0	0	0	0	0	0	0	0	0	0	0	0	1	0	0	0
M.Garcia	0	0	0	0	0	0	0	0	0	0	0	0	0	0	0	0	1	0	0	1
A.Derby	0	0	0	0	0	0	0	0	0	0	0	0	0	0	0	0	1	0	0	0
Total	40	15	55	3	21	5	4	0	3	0	0	1	0	0	0	0	3	0	0	1

TKL = Tackle AST = Assist COMB = Combined QH=QB Hit IN = Interception PD = Pass Defense FF = Forced Fumble FR = Fumble Recovery

Los Angeles Chargers	Regular Defensive Plays											Special Teams					Misc			
	TKL	AST	COMB	SK	/ YDS	TFL	QH	IN	PD	FF	FR	TKL	AST	FF	FR	BL	TKL	AST	FF	FR
J.Addae	6	3	9	0	0	1	0	0	1	0	0	0	0	0	0	0	0	0	0	0
H.Pullard	8	0	8	0	0	0	0	0	0	0	0	0	0	0	0	0	0	0	0	0
A.Phillips	4	4	8	0	0	0	0	0	1	1	0	0	0	0	0	0	0	0	0	0
D.King	5	0	5	0	0	0	0	0	0	0	0	0	0	0	0	0	0	0	0	0
Tr.Williams	4	0	4	0	0	0	0	0	0	0	0	0	0	0	0	0	0	0	0	0
C.McCain	3	1	4	2	11	0	2	0	0	2	0	0	0	0	0	0	0	0	0	0
M.Ingram	3	0	3	1	8	2	2	0	0	0	0	0	0	0	0	0	0	0	0	0
K.Emanuel	3	0	3	0	0	0	0	0	1	0	0	1	0	0	0	0	0	0	0	0
T.Boston	1	2	3	0	0	0	0	0	0	0	0	0	0	0	0	0	0	0	0	0
K.Toomer	0	3	3	0	0	0	0	0	0	0	0	0	0	0	0	0	0	0	0	0
J.Bosa	2	0	2	2	6	2	2	0	1	0	0	0	0	0	0	0	0	0	0	0
D.Square	2	0	2	0	0	1	0	0	0	0	1	0	0	0	0	0	0	0	0	0
J.Attaochu	2	0	2	0	0	1	0	0	0	0	0	0	0	0	0	0	0	0	0	0
J.Brown	1	1	2	0	0	0	0	0	0	0	1	0	0	0	0	0	0	0	0	0
D.Philon	1	1	2	0	0	0	0	0	0	0	0	0	0	0	0	0	0	0	0	0
R.Jenkins	1	0	1	0	0	0	1	0	0	0	0	0	1	0	0	0	0	0	0	0
C.Hayward	1	0	1	0	0	0	0	1	1	0	0	0	0	0	0	0	0	0	0	0
T.Palepoi	1	0	1	0	0	0	0	0	0	0	0	0	0	0	0	0	0	0	0	0
M.Davis	0	0	0	0	0	0	0	0	0	0	0	3	0	0	0	0	0	0	0	0
N.Dzubnar	0	0	0	0	0	0	0	0	0	0	0	1	2	0	0	0	0	0	0	0
A.Ekeler	0	0	0	0	0	0	0	0	0	0	0	1	0	0	0	0	0	0	0	0
J.Onwualu	0	0	0	0	0	0	0	0	0	0	0	1	0	0	0	0	0	0	0	0
D.Watt	0	0	0	0	0	0	0	0	0	0	0	1	0	0	0	0	0	0	0	0
Total	48	15	63	5	25	7	7	1	5	3	2	8	3	0	0	0	0	0	0	0

Denver Broncos vs Los Angeles Chargers
10/22/2017 at StubHub Center

First Half Summary

	PERIOD SCORES		TIME OF POSSESSION
Broncos	0 0 = 0	Broncos	16:18
Chargers	7 7 = 14	Chargers	13:42

Scoring Plays

Team	Qtr	Time	Play Description (Extra Point) (Drive Info)	Visitor	Home
Chargers	1	7:27	T.Benjamin 65 yd. punt return (N.Novak kick)	0	7
Chargers	2	7:07	A.Ekeler 1 yd. pass from P.Rivers (N.Novak kick) (9-65, 5:55)	0	14

	Denver Broncos	Los Angeles Chargers
TOTAL FIRST DOWNS	4	7
First Downs Rushing-Passing-by Penalty	1 - 2 - 1	0 - 5 - 2
THIRD DOWN EFFICIENCY	2-9-22%	1-6-17%
TOTAL NET YARDS	109	106
Total Offensive Plays	31	29
NET YARDS RUSHING	31	30
NET YARDS PASSING	78	76
Gross Yards Passing	89	82
Times thrown-yards lost attempting to pass	2-11	1-6
Pass Attempts-Completions-Had Intercepted	17 - 11 - 0	16 - 8 - 0
Punts-Number and Average	6 - 44	4 - 56
Penalties-Number and Yards	5 - 30	5 - 46
Fumbles-Number and Lost	2 - 2	0 - 0
Red Zone Efficiency	0-0-0%	1-2-50%
Average Drive Start	DEN 21	LAC 33

Denver Broncos

RUSHING	ATT	YDS	AVG	LG	TD
T.Siemian	2	14	7.0	8	0
C.Anderson	5	9	1.8	3	0
D.Booker	2	6	3.0	6	0
A.Janovich	1	3	3.0	3	0
J.Charles	2	-1	-0.5	1	0
Total	12	31	2.6	8	0

PASSING	ATT	CMP	YDS	SK/YD	TD	LG	IN	RT
T.Siemian	17	11	89	2/11	0	23	0	77.8
Total	17	11	89	2/11	0	23	0	77.8

PASS RECEIVING	TAR	REC	YDS	AVG	LG	TD
J.Charles	3	3	19	6.3	9	0
A.Derby	2	2	30	15.0	23	0
B.Fowler	2	2	12	6.0	8	0
D. Thomas	5	2	9	4.5	13	0
D.Booker	2	1	15	15.0	15	0
A.Janovich	1	1	4	4.0	4	0
C.Anderson	1	0	0	0.0	0	0
H.Sharp	1	0	0	0.0	0	0
Total	17	11	89	8.1	23	0

Los Angeles Chargers

RUSHING	ATT	YDS	AVG	LG	TD
A.Ekeler	4	22	5.5	9	0
M.Gordon	8	8	1.0	3	0
Total	12	30	2.5	9	0

PASSING	ATT	CMP	YDS	SK/YD	TD	LG	IN	RT
P.Rivers	16	8	82	1/6	1	34	0	85.9
Total	16	8	82	1/6	1	34	0	85.9

PASS RECEIVING	TAR	REC	YDS	AVG	LG	TD
A.Ekeler	4	4	6	1.5	3	1
H.Henry	3	2	53	26.5	34	0
K.Allen	4	1	19	19.0	19	0
A.Gates	1	1	4	4.0	4	0
M.Gordon	3	0	0	0.0	0	0
Total	15	8	82	10.3	34	1

Denver Broncos	Regular Defensive Plays											Special Teams					Misc			
	TKL	AST	COMB	SK	/ YDS	TFL	Q	IN	PD	FF	FR	TKL	AST	FF	FR	BL	TKL	AST	FF	FR
T.Davis	7	1	8	0	0	0	0	0	0	0	0	0	0	0	0	0	0	0	0	0
D.Wolfe	2	1	3	0	0	0	0	0	0	0	0	0	0	0	0	0	0	0	0	0
B.Marshall	1	2	3	0	0	0	0	0	0	0	0	0	0	0	0	0	0	0	0	0
W.Parks	0	3	3	0	0	0	0	0	0	0	0	0	0	0	0	0	0	0	0	0
Total	10	7	17	0	0	0	0	0	0	0	0	0	0	0	0	0	0	0	0	0

Denver Broncos vs Los Angeles Chargers

10/22/2017 at StubHub Center

First Half Summary

Los Angeles Chargers	Regular Defensive Plays											Special Teams					Misc			
	TKL	AST	COMB	SK	/ YDS	TFL	QH	IN	PD	FF	FR	TKL	AST	FF	FR	BL	TKL	AST	FF	FR
H.Pullard	4	0	4	0	0	0	0	0	0	0	0	0	0	0	0	0	0	0	0	0
J.Addae	3	1	4	0	0	1	0	0	1	0	0	0	0	0	0	0	0	0	0	0
A.Phillips	3	1	4	0	0	0	0	0	0	1	0	0	0	0	0	0	0	0	0	0
K.Emanuel	3	0	3	0	0	0	0	0	0	0	0	1	0	0	0	0	0	0	0	0
Total	13	2	15	0	0	1	0	0	1	1	0	1	0	0	0	0	0	0	0	0

Denver Broncos vs Los Angeles Chargers at StubHub Center

Play By Play

First Quarter

10/22/2017

LAC wins the coin toss and elects to defer. DEN elects to Receive, and LAC elects to defend the south goal.

N.Novak kicks 68 yards from LAC 35 to DEN -3. B.Langley to DEN 9 for 12 yards (M.Davis).

Denver Broncos at 15:00, (1st play from scrimmage 14:52)

1-10-DEN 9	(14:52) C.Anderson up the middle to DEN 12 for 3 yards (K.Emanuel, K.Toomer).	
2-7-DEN 12	(14:21) (Shotgun) C.Anderson left tackle to DEN 15 for 3 yards (J.Addae).	
3-4-DEN 15	(13:42) (Shotgun) T.Siemian pass deep left to A.Derby to DEN 38 for 23 yards (A.Phillips) [M.Ingram]. FUMBLES (A.Phillips), RECOVERED by LAC-J.Brown at DEN 45. J.Brown to DEN 45 for no gain (J.Taylor).	

Los Angeles Chargers at 13:31

1-10-DEN 45	(13:31) (Shotgun) P.Rivers pass short right to H.Henry to DEN 11 for 34 yards (A.Talib).	P1
1-10-DEN 11	(12:48) (Shotgun) P.Rivers pass incomplete short right to K.Allen.	
2-10-DEN 11	(12:44) (Shotgun) P.Rivers pass incomplete short right to H.Henry.	
	PENALTY on DEN-D.Stewart, Defensive Pass Interference, 10 yards, enforced at DEN 11 - No Play.	X2
1-1-DEN 1	(12:38) M.Gordon left tackle to DEN 1 for no gain (B.Marshall, T.Davis).	
2-1-DEN 1	(12:06) M.Gordon left tackle to DEN 1 for no gain (S.Barrett).	
3-1-DEN 1	(11:29) M.Gordon up the middle to DEN 1 for no gain (T.Davis, B.Marshall).	
4-1-DEN 1	(10:54) M.Gordon up the middle to DEN 1 for no gain (T.Davis, W.Parks).	
	PENALTY on DEN, Unsportsmanlike Conduct, 0 yards, enforced at DEN 1.	

Denver Broncos at 10:51

1-10-DEN 1	(10:51) A.Janovich left end to DEN 4 for 3 yards (H.Pullard).	
2-7-DEN 4	(10:14) (Shotgun) T.Siemian pass incomplete short left to D. Thomas (J.Addae).	
3-7-DEN 4	(10:09) (Shotgun) T.Siemian scrambles left end to DEN 12 for 8 yards (C.McCain).	R1
1-10-DEN 12	(9:27) C.Anderson left end pushed ob at DEN 14 for 2 yards (Tr.Williams).	
2-8-DEN 14	(8:53) (Shotgun) T.Siemian pass short left to J.Charles to DEN 21 for 7 yards (H.Pullard).	
3-1-DEN 21	(8:14) (Shotgun) J.Charles left end to DEN 19 for -2 yards (J.Addae).	
4-3-DEN 19	**(7:44) R.Dixon punts 46 yards to LAC 35, Center-C.Kreiter. T.Benjamin for 65 yards, TOUCHDOWN.**	

Los Angeles Chargers at 7:27

N.Novak extra point is GOOD, Center-M.Windt, Holder-D.Kaser.

DEN 0 LAC 7, 0 plays, 65 yards, 0:00 drive , 7:33 elapsed

N.Novak kicks 69 yards from LAC 35 to DEN -4. B.Langley to DEN 16 for 20 yards (A.Ekeler, R.Jenkins).

Timeout #1 by LAC at 07:21.

Denver Broncos at 7:27, (1st play from scrimmage 7:21)

1-10-DEN 16	(7:21) (Shotgun) T.Siemian pass short left to B.Fowler ran ob at DEN 20 for 4 yards.
2-6-DEN 20	(6:46) (Shotgun) C.Anderson left tackle to DEN 23 for 3 yards (A.Phillips).
3-3-DEN 23	*(6:07) (Shotgun) PENALTY on DEN-A.Derby, False Start, 5 yards, enforced at DEN 23 - No Play.*
3-8-DEN 18	(5:46) (Shotgun) T.Siemian pass incomplete short right to H.Sharp.
4-8-DEN 18	(5:41) R.Dixon punts 46 yards to LAC 36, Center-C.Kreiter, fair catch by T.Benjamin.

Los Angeles Chargers at 5:33

1-10-LAC 36	(5:33) (Shotgun) P.Rivers sacked at LAC 30 for -6 yards (V.Miller).
2-16-LAC 30	(4:57) M.Gordon up the middle to LAC 32 for 2 yards (D.Wolfe).
3-14-LAC 32	(4:16) (Shotgun) P.Rivers pass incomplete deep middle to K.Allen (B.Roby).
4-14-LAC 32	(4:09) D.Kaser punts 60 yards to DEN 8, Center-M.Windt. H.Sharp to DEN 19 for 11 yards (J.Onwualu, N.Dzubnar).

Denver Broncos at 3:56

1-10-DEN 19	(3:56) (Shotgun) T.Siemian pass short middle to D. Thomas to DEN 32 for 13 yards (H.Pullard, T.Boston).	P2
1-10-DEN 32	(3:22) J.Charles left end to DEN 33 for 1 yard (K.Emanuel, K.Toomer).	
2-9-DEN 33	(2:49) (Shotgun) T.Siemian pass short left to J.Charles pushed ob at DEN 36 for 3 yards (H.Pullard).	
3-6-DEN 36	(2:10) (Shotgun) T.Siemian pass short left to D. Thomas to DEN 32 for -4 yards (J.Attaochu).	
4-10-DEN 32	*(1:33) (Punt formation) PENALTY on LAC-C.McCain, Neutral Zone Infraction, 5 yards, enforced at DEN 32 - No Play.*	
4-5-DEN 37	(1:20) R.Dixon punts 46 yards to LAC 17, Center-C.Kreiter. T.Benjamin ran ob at LAC 37 for 20 yards (R.Dixon).	

Los Angeles Chargers at 1:08

1-10-LAC 37	(1:08) P.Rivers pass incomplete short right to M.Gordon.
2-10-LAC 37	(1:03) M.Gordon up the middle to LAC 39 for 2 yards (A.Gotsis).

3-8-LAC 39 (:19) (Shotgun) P.Rivers pass incomplete short right.

PENALTY on LAC-P.Rivers, Intentional Grounding, 16 yards, enforced at LAC 39.

4-24-LAC 23 (:12) D.Kaser punts 56 yards to DEN 21, Center-M.Windt. H.Sharp to DEN 27 for 6 yards (K.Emanuel).

END OF QUARTER		**Time Poss**	**First Downs**				**Efficiencies**	
	Score		**R**	**P**	**X**	**T**	**3 Down**	**4 Down**
Denver Broncos	**0**	**9:35**	**1**	**1**	**0**	**2**	**1/5**	**0/0**
Los Angeles Chargers	**7**	**5:25**	**0**	**1**	**1**	**2**	**0/3**	**0/1**

Denver Broncos continued.

Denver Broncos at 15:00

1-10-DEN 27	(15:00) C.Anderson right tackle to DEN 25 for -2 yards (M.Ingram).	
2-12-DEN 25	(14:25) (Shotgun) T.Siemian pass incomplete short left to D. Thomas.	
3-12-DEN 25	(14:17) (Shotgun) T.Siemian scrambles up the middle to DEN 48 for 23 yards (T.Boston).	
	PENALTY on DEN-G.Bolles, Offensive Holding, 10 yards, enforced at DEN 25 - No Play.	
3-22-DEN 15	(13:47) (Shotgun) T.Siemian pass short middle to J.Charles to DEN 24 for 9 yards (D.King).	
4-13-DEN 24	(13:11) R.Dixon punts 41 yards to LAC 35, Center-C.Kreiter, fair catch by T.Benjamin.	

Los Angeles Chargers at 13:02

1-10-LAC 35	(13:02) A.Ekeler left tackle to LAC 40 for 5 yards (T.Davis, B.Marshall).	
	PENALTY on DEN-A.Gotsis, Defensive Holding, 5 yards, enforced at LAC 40.	X3
1-10-LAC 45	(12:31) (Shotgun) A.Ekeler right end to DEN 46 for 9 yards (T.Davis).	
2-1-DEN 46	(11:47) (Shotgun) P.Rivers pass short middle to A.Ekeler to DEN 43 for 3 yards (T.Davis).	P4
1-10-DEN 43	(11:05) (Shotgun) P.Rivers pass short left to A.Ekeler to DEN 41 for 2 yards (A.Talib).	
2-8-DEN 41	(10:21) P.Rivers pass short left to H.Henry to DEN 22 for 19 yards (T.Davis).	P5
1-10-DEN 22	(9:35) (Shotgun) M.Gordon right end to DEN 19 for 3 yards (V.Miller, C.Harris).	
2-7-DEN 19	*(8:48) (Shotgun) PENALTY on LAC-A.Gates, False Start, 5 yards, enforced at DEN 19 - No Play.*	
2-12-DEN 24	(8:23) (Shotgun) P.Rivers pass short left to A.Gates to DEN 20 for 4 yards (T.Davis, W.Parks).	
3-8-DEN 20	(7:39) (Shotgun) P.Rivers pass short right to K.Allen pushed ob at DEN 1 for 19 yards (B.Roby).	P6
	Penalty on DEN-S.Barrett, Defensive Offside, declined.	
1-1-DEN 1	**(7:10) (Shotgun) P.Rivers pass short left to A.Ekeler for 1 yard, TOUCHDOWN.**	P7
	N.Novak extra point is GOOD, Center-M.Windt, Holder-D.Kaser.	

DEN 0 LAC 14, 9 plays, 65 yards, 1 penalty, 5:55 drive, 7:53 elapsed

N.Novak kicks 65 yards from LAC 35 to end zone, Touchback.

Denver Broncos at 7:07

1-10-DEN 25	(7:07) T.Siemian pass short right to A.Janovich to DEN 29 for 4 yards (K.Emanuel).	
2-6-DEN 29	(6:35) D.Booker right tackle to DEN 29 for no gain (D.Philon, K.Toomer).	
3-6-DEN 29	(5:56) (Shotgun) T.Siemian sacked at DEN 20 for -9 yards (M.Ingram).	
	PENALTY on LAC-M.Ingram, Roughing the Passer, 15 yards, enforced at DEN 29 - No Play.	X3
1-10-DEN 44	(5:37) D.Booker up the middle to 50 for 6 yards (A.Phillips, J.Addae).	
2-4-50	(5:00) (Shotgun) T.Siemian pass incomplete short left to D.Booker.	
3-4-50	(4:55) (Shotgun) T.Siemian pass short right to D.Booker to LAC 35 for 15 yards (J.Brown, A.Phillips).	P4
1-10-LAC 35	(4:09) T.Siemian sacked at LAC 40 for -5 yards (C.McCain). FUMBLES (C.McCain) [C.McCain], RECOVERED by LAC-D.Square at LAC 38. D.Square to LAC 38 for no gain (M.Garcia).	

Los Angeles Chargers at 4:00

1-10-LAC 38	(4:00) P.Rivers pass incomplete short middle to K.Allen.	
2-10-LAC 38	*(3:53) (Shotgun) PENALTY on LAC-P.Rivers, Delay of Game, 5 yards, enforced at LAC 38 - No Play.*	
2-15-LAC 33	(3:53) (Shotgun) M.Gordon left end to LAC 34 for 1 yard (D.Stewart, D.Wolfe).	
3-14-LAC 34	(3:12) (Shotgun) P.Rivers pass short left to A.Ekeler to LAC 34 for no gain (B.Roby).	
	Timeout #1 by DEN at 03:06.	
4-14-LAC 34	(3:06) D.Kaser punts 44 yards to DEN 22, Center-M.Windt. H.Sharp to DEN 35 for 13 yards (D.Watt, N.Dzubnar).	

Denver Broncos at 2:57

1-10-DEN 35	(2:57) (Shotgun) T.Siemian pass incomplete short right to D. Thomas.	
2-10-DEN 35	(2:53) (Shotgun) T.Siemian pass incomplete short right to C.Anderson.	
3-10-DEN 35	(2:47) (Shotgun) T.Siemian scrambles up the middle to DEN 41 for 6 yards (D.King, C.McCain).	
4-4-DEN 41	(2:16) R.Dixon punts 44 yards to LAC 15, Center-C.Kreiter, fair catch by T.Benjamin.	

Los Angeles Chargers at 2:09

1-10-LAC 15	(2:09) (Shotgun) P.Rivers pass incomplete short right to M.Gordon.	
2-10-LAC 15	(2:04) (Shotgun) P.Rivers pass incomplete short middle to H.Henry.	

Two-Minute Warning

3-10-LAC 15	(1:59) (Shotgun) P.Rivers pass incomplete short right to M.Gordon.	

4-10-LAC 15 (1:55) D.Kaser punts 64 yards to DEN 21, Center-M.Windt. H.Sharp to DEN 37 for 16 yards (M.Davis).

Denver Broncos at 1:40

1-10-DEN 37 (1:40) (Shotgun) T.Siemian sacked at DEN 29 for -8 yards (M.Ingram).

2-18-DEN 29 (1:10) (Shotgun) T.Siemian pass short right to B.Fowler pushed ob at DEN 37 for 8 yards (J.Addae).

3-10-DEN 37 (1:03) (Shotgun) T.Siemian pass short middle to A.Derby to DEN 44 for 7 yards (Tr.Williams).

Timeout #2 by LAC at 00:58.

4-3-DEN 44 (:58) R.Dixon punts 41 yards to LAC 15, Center-C.Kreiter, fair catch by T.Benjamin.

Los Angeles Chargers at 0:50

1-10-LAC 15 (:50) (Shotgun) A.Ekeler up the middle to LAC 21 for 6 yards (D.Wolfe, W.Parks).

Timeout #2 by DEN at 00:45.

2-4-LAC 21 (:45) (Shotgun) A.Ekeler up the middle to LAC 23 for 2 yards (S.Harris).

END OF QUARTER		**Time Poss**	**First Downs**				**Efficiencies**	
	Score		**R**	**P**	**X**	**T**	**3 Down**	**4 Down**
Denver Broncos	**0**	**6:43**	**0**	**1**	**1**	**2**	**1/4**	**0/0**
Los Angeles Chargers	**14**	**8:17**	**0**	**4**	**1**	**5**	**1/3**	**0/0**

Play By Play

Third Quarter

10/22/2017

LAC elects to Receive, and DEN elects to defend the North goal.

B.McManus kicks 65 yards from DEN 35 to end zone, Touchback.

Los Angeles Chargers at 15:00

1-10-LAC 25	(15:00) (Shotgun) M.Gordon left tackle to LAC 27 for 2 yards (D.Peko, B.Marshall).	
2-8-LAC 27	(14:21) (Shotgun) P.Rivers pass short right to H.Henry to LAC 34 for 7 yards (B.Marshall, T.Davis).	
3-1-LAC 34	*(13:37) PENALTY on LAC-M.Gordon, False Start, 4 yards, enforced at LAC 34 - No Play.*	
3-5-LAC 30	(13:13) (Shotgun) P.Rivers pass incomplete short left to M.Williams (A.Talib) [W.Parks].	
4-5-LAC 30	(13:09) D.Kaser punts 69 yards to DEN 1, Center-M.Windt, downed by LAC-A.Ekeler.	

Denver Broncos at 12:57

1-10-DEN 1	(12:57) J.Charles up the middle to DEN 4 for 3 yards (H.Pullard).	
2-7-DEN 4	(12:19) (Shotgun) T.Siemian pass short left to J.Taylor to DEN 11 for 7 yards (C.Hayward).	P5
1-10-DEN 11	(11:38) J.Charles right end to DEN 11 for no gain (Tr.Williams, D.Philon).	
2-10-DEN 11	(11:01) (Shotgun) T.Siemian sacked at DEN 10 for -1 yards (J.Bosa).	
3-11-DEN 10	(10:22) (Shotgun) T.Siemian pass short middle to B.Fowler to DEN 19 for 9 yards (J.Addae, J.Brown).	
4-2-DEN 19	(9:52) R.Dixon punts 41 yards to LAC 40, Center-C.Kreiter, fair catch by T.Benjamin.	

Los Angeles Chargers at 9:44

1-10-LAC 40	(9:44) (Shotgun) M.Gordon up the middle to LAC 43 for 3 yards (V.Miller, T.Davis).	
2-7-LAC 43	(9:07) P.Rivers pass short right to K.Allen ran ob at DEN 44 for 13 yards.	P8
1-10-DEN 44	(8:24) (Shotgun) P.Rivers sacked at DEN 49 for -5 yards (D.Peko).	
2-15-DEN 49	(7:42) (Shotgun) P.Rivers pass short left to K.Allen to DEN 40 for 9 yards (C.Harris).	
3-6-DEN 40	(6:58) (Shotgun) P.Rivers pass incomplete short right to M.Williams.	
4-6-DEN 40	(6:55) D.Kaser punts 31 yards to DEN 9, Center-M.Windt, fair catch by H.Sharp.	

Denver Broncos at 6:48

1-10-DEN 9	(6:48) T.Siemian pass deep right to D. Thomas to LAC 10 for 81 yards (A.Phillips).	
	PENALTY on DEN-D. Thomas, Offensive Pass Interference, 5 yards, enforced at DEN 9 - No Play.	
1-15-DEN 4	(6:17) (Shotgun) C.Anderson up the middle to DEN 9 for 5 yards (R.Jenkins, J.Addae).	
2-10-DEN 9	(5:40) (Shotgun) T.Siemian pass short middle to V.Green to DEN 16 for 7 yards (H.Pullard).	
3-3-DEN 16	(5:01) (Shotgun) T.Siemian pass incomplete short middle to J.Taylor (J.Bosa).	
4-3-DEN 16	(4:55) R.Dixon punts 44 yards to LAC 40, Center-C.Kreiter. T.Benjamin ran ob at LAC 43 for 3 yards.	

Los Angeles Chargers at 4:47

1-10-LAC 43	(4:47) M.Gordon right end to DEN 48 for 9 yards (B.Marshall).	
	PENALTY on LAC-R.Okung, Unnecessary Roughness, 15 yards, enforced at LAC 43 - No Play.	
1-25-LAC 28	(4:19) (Shotgun) P.Rivers pass short middle to M.Gordon to LAC 34 for 6 yards (B.Marshall).	
2-19-LAC 34	(3:41) (Shotgun) P.Rivers pass incomplete deep left to K.Allen (B.Roby).	
3-19-LAC 34	(3:35) (Shotgun) P.Rivers pass short right to Ty.Williams to LAC 45 for 11 yards (J.Simmons).	
4-8-LAC 45	(2:56) D.Kaser punts 35 yards to DEN 20, Center-M.Windt, out of bounds.	
	PENALTY on LAC-N.Dzubnar, Offensive Holding, 10 yards, enforced at DEN 20.	

Denver Broncos at 2:47

1-10-DEN 30	(2:47) T.Siemian pass incomplete deep right to V.Green (K.Emanuel).	
	Timeout #1 by DEN at 02:37.	
2-10-DEN 30	(2:37) (Shotgun) C.Anderson left end to DEN 41 for 11 yards (T.Boston, J.Addae).	R6
1-10-DEN 41	(1:54) T.Siemian pass short right to A.Janovich to LAC 49 for 10 yards (H.Pullard).	P7
1-10-LAC 49	(1:14) (Shotgun) C.Anderson up the middle to LAC 46 for 3 yards (D.Square, A.Phillips).	
2-7-LAC 46	(:32) (Shotgun) T.Siemian pass short right to A.Derby to LAC 42 for 4 yards (Tr.Williams).	

END OF QUARTER

	Score	Time Poss	First Downs R	First Downs P	First Downs X	First Downs T	Efficiencies 3 Down	Efficiencies 4 Down
Denver Broncos	**0**	**8:01**	**1**	**2**	**0**	**3**	**0/2**	**0/0**
Los Angeles Chargers	**14**	**6:59**	**0**	**1**	**0**	**1**	**0/3**	**0/0**

Denver Broncos continued.

3-3-LAC 42	(15:00) (Shotgun) C.Anderson right end to LAC 35 for 7 yards (M.Ingram).	R8
1-10-LAC 35	(14:27) (Shotgun) T.Siemian sacked at LAC 40 for -5 yards (J.Bosa).	
2-15-LAC 40	(13:42) (Shotgun) C.Anderson up the middle to LAC 31 for 9 yards (D.King, T.Boston).	
3-6-LAC 31	(12:56) (Shotgun) T.Siemian pass incomplete deep left to A.Derby (A.Phillips).	
4-6-LAC 31	(12:49) (Shotgun) T.Siemian pass deep left intended for D. Thomas INTERCEPTED by C.Hayward [R.Jenkins] at LAC 10. C.Hayward to LAC 8 for -2 yards (A.Derby).	

Los Angeles Chargers at 12:35

1-10-LAC 8	(12:35) (Shotgun) A.Ekeler left end to LAC 19 for 11 yards (S.Harris).	R9
1-10-LAC 19	(12:03) (Shotgun) A.Ekeler up the middle to LAC 20 for 1 yard (V.Miller).	
2-9-LAC 20	(11:25) (Shotgun) A.Ekeler right guard to LAC 24 for 4 yards (Z.Anderson).	
3-5-LAC 24	*(10:37) (Shotgun) PENALTY on LAC-P.Rivers, Delay of Game, 6 yards, enforced at LAC 24 - No Play.*	
	Timeout #1 by LAC at 10:13.	
3-11-LAC 18	(10:13) (Shotgun) P.Rivers pass short right to H.Henry to LAC 31 for 13 yards (W.Parks).	P10
1-10-LAC 31	(9:27) (Shotgun) M.Gordon left end to LAC 31 for no gain (B.Roby).	
2-10-LAC 31	(8:47) (Shotgun) T.Benjamin left end ran ob at LAC 35 for 4 yards.	
3-6-LAC 35	(8:02) (Shotgun) P.Rivers pass incomplete short left to K.Allen.	
	PENALTY on DEN-B.Roby, Defensive Pass Interference, 3 yards, enforced at LAC 35 - No Play.	X11
1-10-LAC 38	(7:58) (Shotgun) M.Gordon up the middle to DEN 41 for 21 yards (C.Harris).	R12
1-10-DEN 41	(7:14) M.Gordon up the middle to DEN 39 for 2 yards (D.Walker, B.Marshall).	
2-8-DEN 39	(6:34) M.Gordon right guard to DEN 42 for -3 yards (D.Peko).	
	Timeout #2 by LAC at 05:51.	
3-11-DEN 42	**(5:51) (Shotgun) P.Rivers pass short left to T.Benjamin for 42 yards, TOUCHDOWN.**	P13
	N.Novak extra point is GOOD, Center-M.Windt, Holder-D.Kaser.	

DEN 0 LAC 21, 10 plays, 92 yards, 1 penalty, 6:53 drive, 9:18 elapsed

N.Novak kicks 69 yards from LAC 35 to DEN -4. B.Langley to LAC 43 for 61 yards (M.Davis).

Denver Broncos at 5:42, (1st play from scrimmage 5:33)

1-10-LAC 43	(5:33) (Shotgun) T.Siemian pass short right to A.Derby to LAC 25 for 18 yards (A.Phillips).	P9
1-10-LAC 25	(5:12) (Shotgun) T.Siemian pass short right to A.Derby ran ob at LAC 19 for 6 yards.	
2-4-LAC 19	(4:47) (Shotgun) T.Siemian pass short right to A.Derby to LAC 11 for 8 yards (J.Addae).	P10
1-10-LAC 11	(4:16) (Shotgun) T.Siemian pass incomplete short middle to C.Anderson.	
	PENALTY on DEN-A.Barbre, Illegal Formation, 5 yards, enforced at LAC 11 - No Play.	
1-15-LAC 16	(4:11) (Shotgun) T.Siemian pass incomplete short middle to C.Anderson [D.Square].	
	PENALTY on DEN-G.Bolles, Offensive Holding, 10 yards, enforced at LAC 16 - No Play.	
1-25-LAC 26	(4:06) (Shotgun) T.Siemian pass short right to D.Booker to LAC 20 for 6 yards (T.Palepoi).	
2-19-LAC 20	(3:39) (Shotgun) T.Siemian pass short middle to D.Booker to LAC 19 for 1 yard (H.Pullard).	
3-18-LAC 19	(3:18) (Shotgun) T.Siemian sacked at LAC 27 for -8 yards (C.McCain). FUMBLES (C.McCain) [C.McCain], recovered by DEN-M.Garcia at LAC 27. M.Garcia to LAC 27 for no gain (D.Square).	
4-26-LAC 27	(2:27) (Shotgun) T.Siemian pass short right to C.Anderson to LAC 10 for 17 yards (J.Addae, A.Phillips).	

Los Angeles Chargers at 2:18

1-10-LAC 10	(2:18) M.Gordon right tackle to LAC 10 for no gain (Z.Anderson, W.Parks).	
	Timeout #2 by DEN at 02:13.	
2-10-LAC 10	(2:13) M.Gordon right end to LAC 14 for 4 yards (Z.Anderson).	
	PENALTY on DEN-Z.Anderson, Face Mask (15 Yards), 15 yards, enforced at LAC 14.	X14
1-10-LAC 29	(2:05) M.Gordon left guard to LAC 31 for 2 yards (Z.Anderson, A.Gotsis).	

Two-Minute Warning

2-8-LAC 31	(1:58) M.Gordon left tackle to LAC 30 for -1 yards (D.Peko, J.Simmons).	
	Timeout #3 by DEN at 01:54.	
3-9-LAC 30	(1:54) P.Rivers sacked at LAC 20 for -10 yards (V.Miller).	
	Timeout #3 by LAC at 01:07.	
4-19-LAC 20	(1:07) D.Kaser punts 54 yards to DEN 26, Center-M.Windt. H.Sharp to DEN 35 for 9 yards (N.Dzubnar).	

Denver Broncos at 0:56

1-10-DEN 35	(:56) (Shotgun) T.Siemian pass short middle to B.Fowler to DEN 48 for 13 yards (D.King).	P11
1-10-DEN 48	(:37) (Shotgun) T.Siemian pass short middle to B.Fowler to LAC 41 for 11 yards (D.King, A.Phillips).	P12
1-10-LAC 41	(:19) (Shotgun) T.Siemian pass short left to J.Charles to LAC 40 for 1 yard (J.Attaochu).	

END OF QUARTER

	Score	Time Poss	First Downs R	First Downs P	First Downs X	First Downs T	Efficiencies 3 Down	Efficiencies 4 Down
Denver Broncos	**0**	**6:45**	**1**	**4**	**0**	**5**	**1/3**	**0/2**
Los Angeles Chargers	**21**	**8:15**	**2**	**2**	**2**	**6**	**2/3**	**0/0**

Miscellaneous Statistics Report

Denver Broncos vs Los Angeles Chargers
10/22/2017 at StubHub Center

Ten Longest Plays for Denver Broncos

Yards	Qtr	Play Start	Play Description
18	4	1-10-LAC 43	(5:33) (Shotgun) T.Siemian pass short right to A.Derby to LAC 25 for 18 yards (A.Phillips).
15	2	3-4-50	(4:55) (Shotgun) T.Siemian pass short right to D.Booker to LAC 35 for 15 yards (J.Brown, A.Phillips).
13	1	1-10-DEN 19	(3:56) (Shotgun) T.Siemian pass short middle to D. Thomas to DEN 32 for 13 yards (H.Pullard, T.Boston).
13	4	1-10-DEN 35	(:56) (Shotgun) T.Siemian pass short middle to B.Fowler to DEN 48 for 13 yards (D.King).
11	3	2-10-DEN 30	(2:37) (Shotgun) C.Anderson left end to DEN 41 for 11 yards (T.Boston, J.Addae).
11	4	1-10-DEN 48	(:37) (Shotgun) T.Siemian pass short middle to B.Fowler to LAC 41 for 11 yards (D.King, A.Phillips).
10	3	1-10-DEN 41	(1:54) T.Siemian pass short right to A.Janovich to LAC 49 for 10 yards (H.Pullard).
9	2	3-22-DEN 15	(13:47) (Shotgun) T.Siemian pass short middle to J.Charles to DEN 24 for 9 yards (D.King).
9	3	3-11-DEN 10	(10:22) (Shotgun) T.Siemian pass short middle to B.Fowler to DEN 19 for 9 yards (J.Addae, J.Brown).
9	4	2-15-LAC 40	(13:42) (Shotgun) C.Anderson up the middle to LAC 31 for 9 yards (D.King, T.Boston).

Ten Longest Plays for Los Angeles Chargers

Yards	Qtr	Play Start	Play Description
42	4	3-11-DEN 42	(5:51) (Shotgun) P.Rivers pass short left to T.Benjamin for 42 yards, TOUCHDOWN.
34	1	1-10-DEN 45	(13:31) (Shotgun) P.Rivers pass short right to H.Henry to DEN 11 for 34 yards (A.Talib).
21	4	1-10-LAC 38	(7:58) (Shotgun) M.Gordon up the middle to DEN 41 for 21 yards (C.Harris).
19	2	2-8-DEN 41	(10:21) P.Rivers pass short left to H.Henry to DEN 22 for 19 yards (T.Davis).
19	2	3-8-DEN 20	(7:39) (Shotgun) P.Rivers pass short right to K.Allen pushed ob at DEN 1 for 19 yards (B.Roby).
19	4	2-10-LAC 10	(2:13) M.Gordon right end to LAC 14 for 4 yards (Z.Anderson).
13	3	2-7-LAC 43	(9:07) P.Rivers pass short right to K.Allen ran ob at DEN 44 for 13 yards.
13	4	3-11-LAC 18	(10:13) (Shotgun) P.Rivers pass short right to H.Henry to LAC 31 for 13 yards (W.Parks).
11	3	3-19-LAC 34	(3:35) (Shotgun) P.Rivers pass short right to Ty.Williams to LAC 45 for 11 yards (J.Simmons).
11	4	1-10-LAC 8	(12:35) (Shotgun) A.Ekeler left end to LAC 19 for 11 yards (S.Harris).

Touchdown Scoring Information		Offense	Defense	Special Teams
VISITOR	Denver Broncos	0	0	0
HOME	Los Angeles Chargers	2	0	1

Player Scoring Information

Club	Player	TD	Rush TD	Rec TD	KO TD	Punt TD	Int TD	Fum TD	Misc TD	FG	XP	2Pt Rush	2Pt Rec	Sfty	Points
LAC	T.Benjamin	0	0	1	0	1	0	0	0	0	0	0	0	0	12
LAC	A.Ekeler	0	0	1	0	0	0	0	0	0	0	0	0	0	6
LAC	N.Novak	0	0	0	0	0	0	0	0	0	3	0	0	0	3

Possession Detail	First Half		Second Half		Game	
	Visitor	Home	Visitor	Home	Visitor	Home
Largest Lead	0	14	0	21	0	21
Drives Leading	0	6	0	5	0	11
Time of Possession Leading	0:00	11:02	0:00	15:14	0:00	26:16
Largest Deficit	-14	0	-21	0	-21	0
Drives Trailing	6	0	5	0	11	0
Time of Possession Trailing	11:25	0:00	14:46	0:00	26:11	0:00
Times Score Tied Up		0		0		0
Lead Changes		1		0		1

Playtime Percentage

Percent of playtime per player on offense, defense and special teams

Denver Broncos

		Offense		Defense		Special Teams	
A Barbre	G	64	100%				
G Bolles	T	64	100%				
M Garcia	G	64	100%				
T Siemian	QB	64	100%				
M Paradis	C	64	100%				
R Leary	G	64	100%				
B Fowler	WR	53	83%			11	46%
D Thomas	WR	50	78%				
J Taylor	WR	44	69%				
C Anderson	RB	38	59%				
A Derby	TE	32	50%			12	50%
H Sharp	WR	29	45%			12	50%
V Green	TE	28	44%			4	17%
J Heuerman	TE	15	23%			1	4%
J Charles	RB	15	23%				
D Booker	RB	11	17%			13	54%
A Janovich	FB	5	8%			18	75%
J Simmons	SS			58	100%	11	46%
B Marshall	LB			58	100%		
D Stewart	FS			57	98%		
S Barrett	LB			53	91%	3	12%
V Miller	LB			51	88%		
D Wolfe	DE			46	79%	2	8%
C Harris	CB			46	79%		
A Talib	CB			44	76%		
D Peko	NT			38	66%		
B Roby	CB			36	62%	4	17%
W Parks	FS			32	55%	23	96%
A Gotsis	DE			31	53%	3	12%
S Harris	DE			28	48%	6	25%
T Davis	LB			28	48%		
Z Anderson	LB			10	17%	24	100%
D Walker	LB			7	12%		
Z Kerr	DE			6	10%	1	4%
K Edebali	LB			5	9%	24	100%
L Doss	CB			3	5%	16	67%
J Carter	SS			1	2%	24	100%
B Langley	CB					22	92%
J Garcia-Williams	LB					13	54%
R Dixon	P					8	33%
C Kreiter	LS					8	33%
B McManus	K					1	4%

Los Angeles Chargers

		Offense		Defense		Special Teams	
M Schofield	G	58	100%			3	12%
R Okung	T	58	100%			3	12%
P Rivers	QB	58	100%				
S Pulley	C	58	100%				
K Wiggins	G	55	95%			3	12%
K Allen	WR	47	81%				
H Henry	TE	47	81%				
T Williams	WR	43	74%				
M Gordon	RB	40	69%				
M Slauson	G	39	67%			2	8%
D Feeney	G	26	45%			1	4%
S McGrath	TE	23	40%			12	50%
T Benjamin	WR	22	38%			8	33%
A Ekeler	RB	18	31%			13	54%
A Gates	TE	18	31%				
M Williams	WR	14	24%				
D Watt	FB	13	22%			16	67%
S Tevi	T	1	2%			3	12%
T Williams	CB			64	100%		
C Hayward	CB			64	100%		
J Addae	SS			64	100%		
T Boston	FS			63	98%	2	8%
M Ingram	DE			51	80%		
J Bosa	DE			50	78%		
H Pullard	LB			48	75%		
D King	CB			47	73%	12	50%
A Phillips	SS			46	72%	15	62%
D Philon	DT			33	52%		
B Mebane	NT			27	42%		
T Palepoi	DT			26	41%	4	17%
D Square	NT			25	39%		
C McCain	DE			23	36%	10	42%
J Attaochu	DE			21	33%	13	54%
J Brown	LB			18	28%		
K Emanuel	LB			17	27%	8	33%
K Toomer	LB			15	23%		
R Jenkins	SS			2	3%	19	79%
J Onwualu	LB					21	88%
M Davis	CB					20	83%
N Dzubnar	LB					20	83%
A Williams	RB					14	58%
J Keyes	LB					13	54%
D Kaser	P					11	46%
M Windt	LS					11	46%

GAME BOOK VS. NEW ENGLAND DEC. 7, 2014

National Football League Game Summary

NFL Copyright © 2014 by The National Football League. All rights reserved. This summary and play-by-play is for the express purpose of assisting media in their coverage of the game; any other use of this material is prohibited without the written permission of the National Football League. Updated: 3/31/2015

Date: Sunday, 12/7/2014

New England Patriots at San Diego Chargers

at Qualcomm Stadium, San Diego, CA

Start Time: 5:30 PM PST

Game Day Weather

Game Weather: Partly Cloudy

Temp: 67° F (19.4° C) Humidity: 59%, Wind: NNW 7 mph

Played on Turf: Grass

Officials

Referee: Leavy, Bill (127)
Umpire: Stritesky, Bruce (102)
Head Linesman: Mackie, Wayne (106)
Line Judge: Perlman, Mark (9)
Side Judge: Novak, Scott (1)
Field Judge: Buchanan, Jimmy (86)
Back Judge: Ferguson, Keith (61)
Replay Official: Nemmers, Larry ()

Lineups

New England Patriots

Offense			Defense		
TE	47	M.Hoomanawanui	LE	50	R.Ninkovich
WR	19	B.LaFell	DT	75	V.Wilfork
LT	77	N.Solder	DT	94	Chr.Jones
LG	63	D.Connolly	LB	91	J.Collins
C	66	B.Stork	LB	55	A.Ayers
RG	62	R.Wendell	LB	52	J.Casillas
RT	76	S.Vollmer	LCB	24	D.Revis
TE	87	R.Gronkowski	CB	25	K.Arrington
WR	81	T.Wright	RCB	39	B.Browner
QB	12	T.Brady	S	23	P.Chung
RB	29	L.Blount	S	32	D.McCourty

San Diego Chargers

Offense			Defense		
WR	13	K.Allen	DE	91	K.Reyes
LT	77	K.Dunlap	NT	98	S.Lissemore
LG	78	C.Rinehart	DT	94	C.Liuget
C	65	C.Watt	OLB	54	M.Ingram
RG	63	J.Troutman	ILB	53	K.Conner
RT	76	D.Fluker	ILB	56	D.Butler
TE	85	A.Gates	OLB	96	J.Johnson
WR	11	E.Royal	LCB	26	B.Flowers
WR	80	M.Floyd	RCB	29	S.Wright
QB	17	P.Rivers	SS	38	M.Gilchrist
RB	24	Ry.Mathews	FS	32	E.Weddle

Substitutions

K 3 S.Gostkowski, P 6 R.Allen, WR 11 J.Edelman, WR 18 M.Slater, CB 21 M.Butler, CB 26 L.Ryan, DB 27 T.Wilson, DB 30 D.Harmon, RB 34 S.Vereen, RB 35 J.Gray, RB 38 B.Bolden, DB 43 N.Ebner, FB 46 J.Develin, LS 48 D.Aiken, LB 58 D.Fleming, OL 61 M.Cannon, OL 67 J.Kline, DL 74 D.Easley, WR 80 D.Amendola, WR 84 B.Tyms, DL 96 S.Siliga, DL 97 A.Branch

Substitutions

P 5 M.Scifres, K 9 N.Novak, WR 16 S.Ajirotutu, CB 20 C.Davis, CB 23 S.Williams, S 25 D.Stuckey, RB 34 D.Brown, S 37 J.Addae, RB 43 B.Oliver, LS 47 M.Windt, ILB 50 M.Te'o, LB 52 R.Walker, OLB 58 T.Williams, ILB 59 A.Gachkar, T 69 W.Smith, DT 72 T.Palepoi, TE 83 J.Phillips, TE 89 L.Green, DE 90 Ric. Mathews, OLB 93 D.Freeney, OLB 97 J.Attaochu

Did Not Play

QB 10 J.Garoppolo, DL 90 Z.Moore

Did Not Play

QB 10 K.Clemens, C 60 T.Robinson, T 75 J.Sirles

Not Active

RB 28 J.White, CB 37 A.Dennard, LB 54 D.Hightower, LB 59 C.White, T 65 J.Devey, OL 71 C.Fleming, DE 95 Cha.Jones

Not Active

WR 15 D.Inman, RB 30 R.Brown, C 62 J.Baca, DT 71 D.Square, TE 88 D.Johnson, NT 92 R.Carrethers, OLB 99 C.Law

Field Goals (made ( ) & missed)

S.Gostkowski (22) (22) (38)

		1	2	3	4	OT	Total
VISITOR:	New England Patriots	3	10	0	10	0	23
HOME:	San Diego Chargers	0	14	0	0	0	14

Scoring Plays

Team	Qtr	Time	Play Description (Extra Point) (Drive Info)	Visitor	Home
Patriots	1	3:15	S.Gostkowski 22 yd. Field Goal (17-89, 7:56)	3	0
Chargers	2	13:29	M.Floyd 15 yd. pass from P.Rivers (N.Novak kick) (11-80, 4:46)	3	7
Chargers	2	11:06	D.Stuckey 53 yd. fumble return (N.Novak kick)	3	14
Patriots	2	7:38	S.Gostkowski 22 yd. Field Goal (12-70, 3:28)	6	14
Patriots	2	3:28	R.Gronkowski 14 yd. pass from T.Brady (S.Gostkowski kick) (4-25, 2:03)	13	14
Patriots	4	10:34	S.Gostkowski 38 yd. Field Goal (10-55, 5:04)	16	14
Patriots	4	8:41	J.Edelman 69 yd. pass from T.Brady (S.Gostkowski kick) (1-69, 0:12)	23	14

Paid Attendance: 68,815

Time: 3:06

New England Patriots vs San Diego Chargers
12/7/2014 at Qualcomm Stadium

Final Individual Statistics

New England Patriots

RUSHING	ATT	YDS	AVG	LG	TD
L.Blount	20	66	3.3	23	0
J.Gray	2	9	4.5	7	0
T.Brady	4	7	1.8	5	0
J.Edelman	1	4	4.0	4	0
S.Vereen	1	1	1.0	1	0
Total	28	87	3.1	23	0

PASSING	ATT	CMP	YDS	SK/YD	TD	LG	IN	RT
T.Brady	44	28	317	1/7	2	69	1	90.8
Total	44	28	317	1/7	2	69	1	90.8

PASS RECEIVING	TAR	REC	YDS	AVG	LG	TD
J.Edelman	12	8	141	17.6	69	1
R.Gronkowski	11	8	87	10.9	35	1
B.LaFell	9	4	41	10.3	19	0
S.Vereen	4	3	30	10.0	14	0
D.Amendola	3	3	7	2.3	5	0
L.Blount	2	2	11	5.5	11	0
T.Wright	2	0	0	0.0	0	0
J.Develin	1	0	0	0.0	0	0
Total	44	28	317	11.3	69	2

INTERCEPTIONS	NO	YDS	AVG	LG	TD
A.Ayers	1	0	0.0	0	0
Total	1	0	0.0	0	0

PUNTING	NO	YDS	AVG	NET	TB	IN20	LG
R.Allen	5	247	49.4	44.0	1	4	60
Total	5	247	49.4	44.0	1	4	60

PUNT RETURNS	NO	YDS	AVG	FC	LG	TD
J.Edelman	3	20	6.7	0	16	0
D.Amendola	1	0	0.0	2	0	0
[DOWNED]	1	0	0.0	0	0	0
Total	4	20	5.0	2	16	0

KICKOFF RETURNS	NO	YDS	AVG	FC	LG	TD
D.Amendola	2	43	21.5	0	22	0
M.Slater	1	18	18.0	0	18	0
Total	3	61	20.3	0	22	0

San Diego Chargers

RUSHING	ATT	YDS	AVG	LG	TD
Ry.Mathews	11	44	4.0	17	0
P.Rivers	3	8	2.7	7	0
B.Oliver	3	1	0.3	4	0
Total	17	53	3.1	17	0

PASSING	ATT	CMP	YDS	SK/YD	TD	LG	IN	RT
P.Rivers	33	20	189	4/26	1	28	1	73.9
Total	33	20	189	4/26	1	28	1	73.9

PASS RECEIVING	TAR	REC	YDS	AVG	LG	TD
D.Brown	6	5	49	9.8	24	0
A.Gates	8	5	34	6.8	12	0
M.Floyd	6	3	54	18.0	28	1
E.Royal	5	2	30	15.0	22	0
L.Green	2	2	15	7.5	11	0
K.Allen	3	2	3	1.5	3	0
Ry.Mathews	1	1	4	4.0	4	0
B.Oliver	2	0	0	0.0	0	0
Total	33	20	189	9.5	28	1

INTERCEPTIONS	NO	YDS	AVG	LG	TD
M.Te'o	1	0	0.0	0	0
Total	1	0	0.0	0	0

PUNTING	NO	YDS	AVG	NET	TB	IN20	LG
N.Novak	6	240	40.0	36.7	0	1	51
M.Scifres	1	46	46.0	23.0	0	1	46
[BLOCKED]	1	0		0.0	0	0	0
Total	8	286	35.8	33.3	0	2	51

PUNT RETURNS	NO	YDS	AVG	FC	LG	TD
K.Allen	2	7	3.5	1	7	0
[DOWNED]	1	0	0.0	0	0	0
[TOUCHBACK]	1	0	0.0	0	0	0
Total	2	7	3.5	1	7	0

KICKOFF RETURNS	NO	YDS	AVG	FC	LG	TD
C.Davis	1	25	25.0	0	25	0
D.Brown	1	8	8.0	0	8	0
[TOUCHBACK]	4	0	0.0	0	0	0
Total	2	33	16.5	0	25	0

New England Patriots

FUMBLES	FUM	LOST	OWN-REC	YDS	TD	FORCED	OPP-REC	YDS	TD	OUT-BDS
B.LaFell	1	1	0	0	0	0	0	0	0	0
J.Casillas	0	0	0	0	0	1	0	0	0	0
Total	1	1	0	0	0	1	0	0	0	0

San Diego Chargers

FUMBLES	FUM	LOST	OWN-REC	YDS	TD	FORCED	OPP-REC	YDS	TD	OUT-BDS
A.Gates	1	0	1	0	0	0	0	0	0	0
J.Addae	0	0	0	0	0	1	0	0	0	0
D.Stuckey	0	0	0	0	0	0	1	53	1	0
Total	1	0	1	0	0	1	1	53	1	0

New England Patriots vs San Diego Chargers
12/7/2014 at Qualcomm Stadium

Final Team Statistics

	Visitor Patriots	Home Chargers
TOTAL FIRST DOWNS	24	13
By Rushing	6	2
By Passing	13	8
By Penalty	5	3
THIRD DOWN EFFICIENCY	7-16-44%	4-13-31%
FOURTH DOWN EFFICIENCY	0-0-0%	0-1-0%
TOTAL NET YARDS	397	216
Total Offensive Plays (inc. times thrown passing)	73	54
Average gain per offensive play	5.4	4.0
NET YARDS RUSHING	87	53
Total Rushing Plays	28	17
Average gain per rushing play	3.1	3.1
Tackles for a loss-number and yards	6-11	4-11
NET YARDS PASSING	310	163
Times thrown - yards lost attempting to pass	1-7	4-26
Gross yards passing	317	189
PASS ATTEMPTS-COMPLETIONS-HAD INTERCEPTED	44-28-1	33-20-1
Avg gain per pass play (inc.# thrown passing)	6.9	4.4
KICKOFFS Number-In End Zone-Touchbacks	6-5-4	3-1-0
PUNTS Number and Average	5-49.4	8-35.8
Had Blocked	0	1
FGs - PATs Had Blocked	0-0	0-0
Net Punting Average	44.0	33.3
TOTAL RETURN YARDAGE (Not Including Kickoffs)	20	7
No. and Yards Punt Returns	4-20	2-7
No. and Yards Kickoff Returns	3-61	2-33
No. and Yards Interception Returns	1-0	1-0
PENALTIES Number and Yards	6-70	8-61
FUMBLES Number and Lost	1-1	1-0
TOUCHDOWNS	2	2
Rushing	0	0
Passing	2	1
Fumbles	0	1
EXTRA POINTS Made-Attempts	2-2	2-2
Kicking Made-Attempts	2-2	2-2
FIELD GOALS Made-Attempts	3-3	0-0
RED ZONE EFFICIENCY	1-4-25%	1-1-100%
GOAL TO GO EFFICIENCY	0-2-0%	0-0-0%
SAFETIES	0	0
FINAL SCORE	23	14
TIME OF POSSESSION	34:33	25:27

New England Patriots vs San Diego Chargers
12/7/2014 at Qualcomm Stadium

Ball Possession And Drive Chart

New England Patriots

#	Time Recd	Time Lost	Time Poss	How Ball Obtained	Drive Began	# Play	Yds Gain	Yds Pen	Net Yds	1st Down	Last Scrm	How Given Up
1	11:11	3:15	7:56	Punt	NE 7	17	80	9	89	6	* SD 4	Field Goal
2	13:29	11:06	2:23	Kickoff	NE 25	4	28	0	28	1	SD 49	Fumble
3	11:06	7:38	3:28	Kickoff	NE 26	12	65	5	70	4	* SD 4	Field Goal
4	5:31	3:28	2:03	Blocked Punt	SD 25	4	25	0	25	2	* SD 14	Touchdown
5	1:32	0:10	1:22	Punt	NE 39	6	26	17	43	3	* SD 18	Interception
6	15:00	12:43	2:17	Kickoff	NE 19	3	8	0	8	0	NE 27	Punt
7	11:33	10:26	1:07	Punt	NE 48	3	4	0	4	0	SD 48	Punt
8	8:21	6:44	1:37	Punt	NE 44	3	1	-5	-4	0	NE 40	Punt
9	4:43	3:09	1:34	Interception	NE 30	3	4	0	4	0	NE 34	Punt
10	0:38	10:34	5:04	Punt	NE 25	10	50	5	55	4	SD 20	Field Goal
11	8:53	8:41	0:12	Punt	NE 31	1	69	0	69	1	NE 31	Touchdown
12	6:18	2:05	4:13	Punt	NE 12	8	39	5	44	3	SD 44	Punt
13	1:17	0:00	1:17	Downs	SD 29	2	-2	0	-2	0	SD 30	End of Game

(452) Average NE 35

San Diego Chargers

#	Time Recd	Time Lost	Time Poss	How Ball Obtained	Drive Began	# Play	Yds Gain	Yds Pen	Net Yds	1st Down	Last Scrm	How Given Up
1	15:00	11:11	3:49	Kickoff	SD 20	7	27	0	27	2	SD 47	Punt
2	3:15	13:29	4:46	Kickoff	SD 20	11	65	15	80	5	* NE 15	Touchdown
3	7:38	5:31	2:07	Kickoff	SD 20	3	8	0	8	0	SD 28	Blocked Punt
4	3:28	1:32	1:56	Kickoff	SD 17	6	17	0	17	2	SD 34	Punt
5	0:10	0:00	0:10	Interception	SD 4	1	-1	0	-1	0	SD 4	End of Half
6	12:43	11:33	1:10	Punt	SD 13	3	6	0	6	0	SD 19	Punt
7	10:26	8:21	2:05	Punt	SD 10	3	1	0	1	0	SD 11	Punt
8	6:44	4:43	2:01	Punt	SD 33	4	20	5	25	2	NE 42	Interception
9	3:09	0:38	2:31	Punt	SD 10	5	30	0	30	1	SD 40	Punt
10	10:34	8:53	1:41	Kickoff	SD 13	3	4	0	4	0	SD 17	Punt
11	8:41	6:18	2:23	Kickoff	SD 20	4	30	0	30	1	50	Punt
12	2:05	1:17	0:48	Punt	SD 20	4	9	0	9	0	SD 25	Downs

(200) Average SD 17

* inside opponent's 20

Time of Possession by Quarter		1st	2nd	3rd	4th	OT	Total
Visitor	New England Patriots	7:56	9:16	7:13	10:08		34:33
Home	San Diego Chargers	7:04	5:44	7:47	4:52		25:27

Kickoff Drive No.-Start Average Patriots: 3 - NE 23 Chargers: 6 - SD 18

New England Patriots vs San Diego Chargers
12/7/2014 at Qualcomm Stadium

Final Defensive Statistics

New England Patriots	Regular Defensive Plays											Special Teams					Misc			
	TKL	AST	COMB	SK	/ YDS	TFL	Q	IN	PD	FF	FR	TKL	AST	FF	FR	BL	TKL	AST	FF	FR
J.Collins	8	1	9	2	18	3	3	0	0	0	0	0	0	0	0	0	0	0	0	0
R.Ninkovich	5	0	5	1	7	2	1	0	0	0	0	0	0	0	0	0	0	0	0	0
J.Casillas	4	1	5	0	0	0	0	0	0	1	0	0	0	0	0	0	0	0	0	0
D.McCourty	4	0	4	0	0	0	1	0	1	0	0	0	0	0	0	0	0	0	0	0
B.Browner	3	1	4	0	0	0	0	0	0	0	0	0	0	0	0	0	0	0	0	0
D.Revis	3	0	3	0	0	0	0	0	0	0	0	0	0	0	0	0	0	0	0	0
K.Arrington	3	0	3	0	0	1	0	0	0	0	0	0	0	0	0	0	0	0	0	0
Chr.Jones	2	1	3	0.5	0.5	0	1	0	0	0	0	0	0	0	0	0	0	0	0	0
S.Siliga	0	3	3	0.5	0.5	0	1	0	0	0	0	0	0	0	0	0	0	0	0	0
T.Wilson	2	0	2	0	0	1	0	0	0	0	0	1	0	0	0	0	0	0	0	0
P.Chung	2	0	2	0	0	0	0	0	0	0	0	0	0	0	0	0	0	0	0	0
A.Ayers	1	1	2	0	0	0	1	1	1	0	0	0	0	0	0	0	0	0	0	0
A.Branch	1	1	2	0	0	1	0	0	0	0	0	0	0	0	0	0	0	0	0	0
D.Harmon	1	0	1	0	0	0	0	0	0	0	0	0	0	0	0	0	0	0	0	0
V.Wilfork	0	1	1	0	0	0	0	0	0	0	0	0	0	0	0	0	0	0	0	0
D.Easley	0	0	0	0	0	0	1	0	0	0	0	0	0	0	0	0	0	0	0	0
L.Ryan	0	0	0	0	0	0	0	0	0	0	0	1	0	0	0	0	0	0	0	0
B.Tyms	0	0	0	0	0	0	0	0	0	0	0	1	0	0	0	0	0	0	0	0
M.Slater	0	0	0	0	0	0	0	0	0	0	0	1	0	0	0	0	0	0	0	0
B.Bolden	0	0	0	0	0	0	0	0	0	0	0	0	0	0	0	1	0	0	0	0
S.Vereen	0	0	0	0	0	0	0	0	0	0	0	0	0	0	0	0	1	0	0	0
Total	39	10	49	4	26	8	9	1	2	1	0	4	0	0	0	1	1	0	0	0

TKL = Tackle AST = Assist COMB = Combined QH=QB Hit IN = Interception PD = Pass Defense FF = Forced Fumble FR = Fumble Recovery

San Diego Chargers	Regular Defensive Plays											Special Teams					Misc			
	TKL	AST	COMB	SK	/ YDS	TFL	QH	IN	PD	FF	FR	TKL	AST	FF	FR	BL	TKL	AST	FF	FR
J.Addae	6	2	8	0	0	0	0	0	0	1	0	0	0	0	0	0	0	0	0	0
M.Gilchrist	5	3	8	0	0	1	0	0	0	0	0	0	0	0	0	0	0	0	0	0
J.Johnson	3	5	8	0	0	1	0	0	0	0	0	0	0	0	0	0	0	0	0	0
K.Conner	5	2	7	0	0	0	0	0	0	0	0	1	0	0	0	0	0	0	0	0
C.Liuget	4	3	7	0	0	2	1	0	0	0	0	0	0	0	0	0	0	0	0	0
M.Ingram	5	1	6	1	7	3	2	0	0	0	0	0	0	0	0	0	0	0	0	0
A.Gachkar	5	1	6	0	0	1	0	0	1	0	0	0	0	0	0	0	0	0	0	0
E.Weddle	5	1	6	0	0	0	0	0	0	0	0	1	0	0	0	0	0	0	0	0
B.Flowers	5	0	5	0	0	0	0	0	0	0	0	0	0	0	0	0	0	0	0	0
D.Butler	1	3	4	0	0	0	0	0	0	0	0	0	0	0	0	0	0	0	0	0
K.Reyes	1	2	3	0	0	0	1	0	0	0	0	0	0	0	0	0	0	0	0	0
M.Te'o	1	2	3	0	0	1	0	1	2	0	0	0	0	0	0	0	0	0	0	0
S.Lissemore	2	0	2	0	0	0	1	0	0	0	0	0	0	0	0	0	0	0	0	0
Ric. Mathews	2	0	2	0	0	0	0	0	0	0	0	0	0	0	0	0	0	0	0	0
S.Wright	1	0	1	0	0	0	0	0	2	0	0	0	0	0	0	0	0	0	0	0
T.Palepoi	1	0	1	0	0	0	0	0	0	0	0	0	0	0	0	0	0	0	0	0
D.Freeney	0	0	0	0	0	0	1	0	0	0	0	0	0	0	0	0	0	0	0	0
T.Williams	0	0	0	0	0	0	0	0	1	0	0	0	0	0	0	0	0	0	0	0
J.Attaochu	0	0	0	0	0	0	0	0	1	0	0	0	0	0	0	0	0	0	0	0
D.Stuckey	0	0	0	0	0	0	0	0	0	0	1	3	0	0	0	0	0	0	0	0
C.Davis	0	0	0	0	0	0	0	0	0	0	0	1	0	0	0	0	0	0	0	0
D.Brown	0	0	0	0	0	0	0	0	0	0	0	1	0	0	0	0	0	0	0	0
S.Ajirotutu	0	0	0	0	0	0	0	0	0	0	0	0	1	0	0	0	0	0	0	0
K.Allen	0	0	0	0	0	0	0	0	0	0	0	0	0	0	0	0	1	0	0	0
A.Gates	0	0	0	0	0	0	0	0	0	0	0	0	0	0	0	0	0	0	0	1
Total	52	25	77	1	7	9	6	1	7	1	1	7	1	0	0	0	1	0	0	1

New England Patriots vs San Diego Chargers
12/7/2014 at Qualcomm Stadium

First Half Summary

PERIOD SCORES				TIME OF POSSESSION	
Patriots	3	10	= 13	Patriots	17:12
Chargers	0	14	= 14	Chargers	12:48

Scoring Plays

Team	Qtr	Time	Play Description (Extra Point) (Drive Info)	Visitor	Home
Patriots	1	3:15	S.Gostkowski 22 yd. Field Goal (17-89, 7:56)	3	0
Chargers	2	13:29	M.Floyd 15 yd. pass from P.Rivers (N.Novak kick) (11-80, 4:46)	3	7
Chargers	2	11:06	D.Stuckey 53 yd. fumble return (N.Novak kick)	3	14
Patriots	2	7:38	S.Gostkowski 22 yd. Field Goal (12-70, 3:28)	6	14
Patriots	2	3:28	R.Gronkowski 14 yd. pass from T.Brady (S.Gostkowski kick) (4-25, 2:03)	13	14

	New England Patriots	San Diego Chargers
TOTAL FIRST DOWNS	16	9
First Downs Rushing-Passing-by Penalty	4 - 9 - 3	2 - 5 - 2
THIRD DOWN EFFICIENCY	6-9-67%	3-6-50%
TOTAL NET YARDS	224	116
Total Offensive Plays	41	28
NET YARDS RUSHING	60	57
NET YARDS PASSING	164	59
Gross Yards Passing	171	77
Times thrown-yards lost attempting to pass	1-7	2-18
Pass Attempts-Completions-Had Intercepted	25 - 14 - 1	14 - 8 - 0
Punts-Number and Average	0 - 0	3 - 24.3
Penalties-Number and Yards	2 - 25	5 - 41
Fumbles-Number and Lost	1 - 1	1 - 0
Red Zone Efficiency	1-4-25%	1-1-100%
Average Drive Start	NE 34	SD 16

New England Patriots

RUSHING	ATT	YDS	AVG	LG	TD
L.Blount	11	46	4.2	11	0
J.Gray	2	9	4.5	7	0
T.Brady	1	4	4.0	4	0
S.Vereen	1	1	1.0	1	0
Total	15	60	4.0	11	0

PASSING	ATT	CMP	YDS	SK/YD	TD	LG	IN	RT
T.Brady	25	14	171	1/7	1	35	1	73.9
Total	25	14	171	1/7	1	35	1	73.9

PASS RECEIVING	TAR	REC	YDS	AVG	LG	TD
J.Edelman	8	4	41	10.3	19	0
R.Gronkowski	5	3	60	20.0	35	1
B.LaFell	5	3	32	10.7	19	0
S.Vereen	3	2	23	11.5	14	0
L.Blount	1	1	11	11.0	11	0
D.Amendola	1	1	4	4.0	4	0
J.Develin	1	0	0	0.0	0	0
T.Wright	1	0	0	0.0	0	0
Total	25	14	171	12.2	35	1

San Diego Chargers

RUSHING	ATT	YDS	AVG	LG	TD
Ry.Mathews	9	52	5.8	17	0
B.Oliver	1	4	4.0	4	0
P.Rivers	2	1	0.5	2	0
Total	12	57	4.8	17	0

PASSING	ATT	CMP	YDS	SK/YD	TD	LG	IN	RT
P.Rivers	14	8	77	2/18	1	15	0	96.4
Total	14	8	77	2/18	1	15	0	96.4

PASS RECEIVING	TAR	REC	YDS	AVG	LG	TD
M.Floyd	3	2	26	13.0	15	1
D.Brown	3	2	20	10.0	15	0
A.Gates	4	2	16	8.0	12	0
L.Green	2	2	15	7.5	11	0
E.Royal	2	0	0	0.0	0	0
Total	14	8	77	9.6	15	1

New England Patriots

	Regular Defensive Plays											Special Teams					Misc			
	TKL	AST	COMB	SK	/ YDS	TFL	Q	IN	PD	FF	FR	TKL	AST	FF	FR	BL	TKL	AST	FF	FR
J.Collins	6	0	6	2	18	2	2	0	0	0	0	0	0	0	0	0	0	0	0	0
J.Casillas	4	1	5	0	0	0	0	0	0	1	0	0	0	0	0	0	0	0	0	0
B.Browner	2	0	2	0	0	0	0	0	0	0	0	0	0	0	0	0	0	0	0	0
P.Chung	2	0	2	0	0	0	0	0	0	0	0	0	0	0	0	0	0	0	0	0
Total	14	1	15	2	18	2	2	0	0	1	0	0	0	0	0	0	0	0	0	0

New England Patriots vs San Diego Chargers

12/7/2014 at Qualcomm Stadium

First Half Summary

San Diego Chargers	Regular Defensive Plays											Special Teams					Misc			
	TKL	AST	COMB	SK	/ YDS	TFL	QH	IN	PD	FF	FR	TKL	AST	FF	FR	BL	TKL	AST	FF	FR
J.Addae	5	0	5	0	0	0	0	0	0	1	0	0	0	0	0	0	0	0	0	0
M.Gilchrist	3	2	5	0	0	0	0	0	0	0	0	0	0	0	0	0	0	0	0	0
M.Ingram	3	1	4	1	7	1	2	0	0	0	0	0	0	0	0	0	0	0	0	0
J.Johnson	2	2	4	0	0	0	0	0	0	0	0	0	0	0	0	0	0	0	0	0
Total	13	5	18	1	7	1	2	0	0	1	0	0	0	0	0	0	0	0	0	0

Play By Play

First Quarter

12/7/2014

NE wins the coin toss and elects to defer. SD elects to Receive, and NE elects to defend the east goal.

S.Gostkowski kicks 65 yards from NE 35 to end zone, Touchback.

San Diego Chargers at 15:00

1-10-SD 20	(15:00) (Shotgun) P.Rivers pass incomplete short left to E.Royal.	
2-10-SD 20	(14:55) Ry.Mathews left end to SD 25 for 5 yards (J.Collins).	
3-5-SD 25	(14:12) (Shotgun) P.Rivers pass short right to D.Brown to SD 40 for 15 yards (J.Casillas).	P1
1-10-SD 40	(13:49) (Shotgun) Ry.Mathews right guard to 50 for 10 yards (D.Revis, J.Casillas).	R2
1-10-50	(13:21) (Shotgun) Ry.Mathews up the middle to NE 48 for 2 yards (Chr.Jones, V.Wilfork).	
2-8-NE 48	(12:41) (Shotgun) P.Rivers pass short right to L.Green to NE 44 for 4 yards (P.Chung).	
3-4-NE 44	(11:55) (Shotgun) P.Rivers sacked at SD 47 for -9 yards (J.Collins).	
4-13-SD 47	(11:23) M.Scifres punts 46 yards to NE 7, Center-M.Windt, downed by SD-S.Ajirotutu.	

New England Patriots at 11:11

1-10-NE 7	(11:11) L.Blount up the middle to NE 5 for -2 yards (C.Liuget, D.Butler).	
2-12-NE 5	(10:32) (Shotgun) T.Brady pass incomplete short left to R.Gronkowski.	
3-12-NE 5	(10:28) (Shotgun) T.Brady pass deep right to J.Edelman to NE 24 for 19 yards (B.Flowers). SD-C.Liuget was injured during the play.	P1
1-10-NE 24	(10:00) L.Blount up the middle to NE 27 for 3 yards (M.Gilchrist, J.Johnson).	
2-7-NE 27	(9:21) T.Brady pass short middle to L.Blount to NE 38 for 11 yards (J.Johnson) [K.Reyes].	P2
1-10-NE 38	(8:48) L.Blount left end to NE 49 for 11 yards (M.Ingram, M.Gilchrist).	R3
1-10-NE 49	(8:14) L.Blount right end to SD 45 for 6 yards (T.Palepoi).	
	PENALTY on SD-D.Butler, Illegal Use of Hands, 5 yards, enforced at SD 45.	X4
1-10-SD 40	(7:49) (Shotgun) T.Brady pass short left to S.Vereen to SD 31 for 9 yards (J.Addae, A.Gachkar).	
2-1-SD 31	(7:15) T.Brady pass incomplete deep middle to J.Edelman.	
3-1-SD 31	(7:10) L.Blount left end to SD 22 for 9 yards (M.Gilchrist, K.Reyes).	R5
1-10-SD 22	(6:34) J.Gray right tackle to SD 15 for 7 yards (K.Conner, J.Johnson).	
2-3-SD 15	(6:02) J.Gray left guard to SD 13 for 2 yards (J.Johnson).	
3-1-SD 13	(5:28) L.Blount up the middle to SD 10 for 3 yards (S.Lissemore, K.Conner).	R6
1-10-SD 10	(4:48) L.Blount up the middle to SD 1 for 9 yards (B.Flowers, M.Gilchrist).	
2-1-SD 1	(4:15) T.Brady pass incomplete short right to J.Develin (T.Williams).	
3-1-SD 1	(4:11) (Shotgun) T.Brady sacked at SD 8 for -7 yards (M.Ingram).	
4-8-SD 8	(3:29) S.Gostkowski 26 yard field goal is BLOCKED (S.Wright), Center-D.Aiken, Holder-R.Allen, RECOVERED by SD-B.Flowers at SD 20. B.Flowers for 80 yards, TOUCHDOWN NULLIFIED by Penalty. PENALTY on SD-S.Wright, Defensive Offside, 4 yards, enforced at SD 8 - No Play.	
4-4-SD 4	(3:18) S.Gostkowski 22 yard field goal is GOOD, Center-D.Aiken, Holder-R.Allen.	

NE 3 SD 0, 17 plays, 89 yards, 2 penalties, 7:56 drive, 11:45 elapsed

S.Gostkowski kicks 65 yards from NE 35 to end zone, Touchback.

San Diego Chargers at 3:15

1-10-SD 20	(3:15) Ry.Mathews right end to SD 22 for 2 yards (B.Browner).	
	PENALTY on NE-B.Browner, Face Mask (15 Yards), 15 yards, enforced at SD 22.	X3
1-10-SD 37	(2:50) (Shotgun) P.Rivers pass incomplete deep left to A.Gates.	
2-10-SD 37	(2:41) (Shotgun) P.Rivers pass short right to A.Gates to SD 49 for 12 yards (J.Casillas).	P4
1-10-SD 49	(2:06) Ry.Mathews up the middle to 50 for 1 yard (J.Collins, S.Siliga).	
2-9-50	(1:25) (Shotgun) P.Rivers pass incomplete short left to A.Gates.	
3-9-50	(1:19) (Shotgun) P.Rivers pass short middle to L.Green to NE 39 for 11 yards (D.Revis).	P5
1-10-NE 39	(:36) (Shotgun) B.Oliver up the middle to NE 35 for 4 yards (Chr.Jones).	

END OF QUARTER

	Score	Time Poss	First Downs R	P	X	T	Efficiencies 3 Down	4 Down
New England Patriots	3	7:56	3	2	1	6	3/4	0/0
San Diego Chargers	0	7:04	1	3	1	5	2/3	0/0

San Diego Chargers continued.

2-6-NE 35	(15:00) Ry.Mathews right tackle to NE 18 for 17 yards (D.McCourty).	R6
1-10-NE 18	(14:25) (Shotgun) Ry.Mathews left end to NE 15 for 3 yards (J.Collins, A.Ayers).	
2-7-NE 15	(13:40) (Shotgun) P.Rivers pass incomplete short left to M.Floyd.	
3-7-NE 15	(13:36) (Shotgun) P.Rivers pass short right to M.Floyd for 15 yards, TOUCHDOWN.	P7
	N.Novak extra point is GOOD, Center-M.Windt, Holder-M.Scifres.	

NE 3 SD 7, 11 plays, 80 yards, 1 penalty, 4:46 drive, 1:31 elapsed

N.Novak kicks 62 yards from SD 35 to NE 3. D.Amendola to NE 25 for 22 yards (C.Davis, S.Ajirotutu).

New England Patriots at 13:29, (1st play from scrimmage 13:24)

1-10-NE 25	(13:24) (Shotgun) T.Brady pass short middle to B.LaFell to NE 44 for 19 yards (E.Weddle).	P7
1-10-NE 44	(12:46) L.Blount left guard to NE 44 for no gain (K.Conner, K.Reyes).	
2-10-NE 44	(11:58) (Shotgun) T.Brady pass short left to J.Edelman to SD 49 for 7 yards (B.Flowers).	
3-3-SD 49	(11:20) (Shotgun) T.Brady pass short right to B.LaFell to SD 47 for 2 yards (J.Addae). FUMBLES (J.Addae), RECOVERED by SD-D.Stuckey at SD 47. D.Stuckey for 53 yards, TOUCHDOWN.	

San Diego Chargers at 11:06

N.Novak extra point is GOOD, Center-M.Windt, Holder-M.Scifres.

NE 3 SD 14, 0 plays, 53 yards, 0:00 drive , 3:54 elapsed

N.Novak kicks 57 yards from SD 35 to NE 8. M.Slater to NE 26 for 18 yards (D.Stuckey).

New England Patriots at 11:06, (1st play from scrimmage 11:00)

1-10-NE 26	(11:00) (Shotgun) T.Brady pass short middle to J.Edelman to NE 34 for 8 yards (A.Gachkar).	
2-2-NE 34	(10:33) (Shotgun) T.Brady pass short left to R.Gronkowski to SD 31 for 35 yards (J.Addae).	P8
1-10-SD 31	(10:00) (Shotgun) T.Brady pass incomplete deep right to T.Wright.	
2-10-SD 31	(9:55) (Shotgun) T.Brady pass incomplete short right to R.Gronkowski.	
	PENALTY on SD-E.Weddle, Defensive Holding, 5 yards, enforced at SD 31 - No Play.	X9
1-10-SD 26	(9:49) (Shotgun) T.Brady pass incomplete deep left to B.LaFell.	
2-10-SD 26	(9:45) (Shotgun) T.Brady pass short left to B.LaFell ran ob at SD 15 for 11 yards.	P10
1-10-SD 15	(9:30) (Shotgun) T.Brady pass short left to D.Amendola to SD 11 for 4 yards (M.Gilchrist).	
2-6-SD 11	(9:14) (Shotgun) T.Brady pass incomplete short left to B.LaFell (S.Wright).	
	Timeout #1 by SD at 09:10.	
3-6-SD 11	(9:10) (Shotgun) T.Brady pass short left to J.Edelman to SD 4 for 7 yards (J.Addae).	P11
1-4-SD 4	(8:37) L.Blount up the middle to SD 4 for no gain (M.Ingram).	
2-4-SD 4	(7:53) (Shotgun) T.Brady pass incomplete short middle to J.Edelman (A.Gachkar).	
	Timeout #1 by NE at 07:47.	
3-4-SD 4	(7:47) (Shotgun) T.Brady pass incomplete short left to S.Vereen (M.Te'o) [D.Freeney].	
4-4-SD 4	(7:41) S.Gostkowski 22 yard field goal is GOOD, Center-D.Aiken, Holder-R.Allen.	

NE 6 SD 14, 12 plays, 70 yards, 1 penalty, 3:28 drive, 7:22 elapsed

S.Gostkowski kicks 65 yards from NE 35 to end zone, Touchback.

San Diego Chargers at 7:38

1-10-SD 20	(7:38) (Shotgun) Ry.Mathews up the middle to SD 22 for 2 yards (P.Chung, S.Siliga).	
2-8-SD 22	(6:59) (Shotgun) P.Rivers pass short middle to A.Gates to SD 26 for 4 yards (J.Casillas). FUMBLES (J.Casillas), and recovers at SD 26. A.Gates to SD 26 for no gain (J.Casillas).	
3-4-SD 26	(6:13) (Shotgun) P.Rivers scrambles up the middle to SD 28 for 2 yards (R.Ninkovich).	
4-2-SD 28	(5:36) M.Scifres punt is BLOCKED by B.Bolden, Center-M.Windt, ball out of bounds at SD 25. SD-M.Scifres was injured during the play.	

New England Patriots at 5:31

1-10-SD 25	(5:31) L.Blount left tackle to SD 19 for 6 yards (S.Lissemore, M.Ingram).	
2-4-SD 19	(5:01) L.Blount right tackle to SD 18 for 1 yard (K.Reyes, D.Butler).	
3-3-SD 18	(4:18) (Shotgun) T.Brady scrambles left end to SD 14 for 4 yards (C.Liuget, M.Te'o).	R12
1-10-SD 14	(3:33) (Shotgun) T.Brady pass short left to R.Gronkowski for 14 yards, TOUCHDOWN.	P13
	S.Gostkowski extra point is GOOD, Center-D.Aiken, Holder-R.Allen.	

NE 13 SD 14, 4 plays, 25 yards, 2:03 drive, 11:32 elapsed

S.Gostkowski kicks 73 yards from NE 35 to SD -8. C.Davis to SD 17 for 25 yards (L.Ryan).

San Diego Chargers at 3:28, (1st play from scrimmage 3:22)

1-10-SD 17	(3:22) (Shotgun) P.Rivers pass short right to M.Floyd to SD 28 for 11 yards (B.Browner).	P8
1-10-SD 28	(2:56) (Shotgun) Ry.Mathews left tackle to SD 28 for no gain (J.Collins, A.Ayers).	
	PENALTY on SD-C.Rinehart, Offensive Holding, 10 yards, enforced at SD 28 - No Play.	
1-20-SD 18	(2:28) (Shotgun) P.Rivers sacked at SD 9 for -9 yards (J.Collins).	
	Timeout #2 by NE at 02:23.	
2-29-SD 9	(2:23) (Shotgun) Ry.Mathews up the middle to SD 19 for 10 yards (J.Collins).	
	PENALTY on NE-K.Arrington, Tripping, 10 yards, enforced at SD 19.	X9

Two-Minute Warning

1-10-SD 29	(2:00) (Shotgun) P.Rivers pass incomplete short left to D.Brown.	
2-10-SD 29	(1:53) (Shotgun) P.Rivers pass short left to D.Brown ran ob at SD 34 for 5 yards (A.Ayers).	
3-5-SD 34	(1:47) (Shotgun) P.Rivers pass incomplete short right to E.Royal.	
4-5-SD 34	(1:40) N.Novak punts 27 yards to NE 39, Center-M.Windt, fair catch by D.Amendola.	

New England Patriots at 1:32

1-10-NE 39	(1:32) (Shotgun) S.Vereen up the middle to NE 40 for 1 yard (E.Weddle).	
2-9-NE 40	(1:14) (Shotgun) T.Brady pass incomplete short right to J.Edelman [M.Ingram].	
3-9-NE 40	(1:09) (Shotgun) T.Brady pass short middle to R.Gronkowski to SD 49 for 11 yards (E.Weddle).	P14
1-10-SD 49	(:50) (Shotgun) T.Brady pass incomplete deep left to B.LaFell [C.Liuget].	
	PENALTY on SD-S.Wright, Defensive Pass Interference, 17 yards, enforced at SD 49 - No Play.	X15
1-10-SD 32	(:44) (Shotgun) T.Brady pass short left to S.Vereen to SD 18 for 14 yards (J.Addae).	P16
1-10-SD 18	(:21) (Shotgun) T.Brady pass incomplete short right to J.Edelman.	
2-10-SD 18	(:18) (Shotgun) T.Brady pass short left intended for R.Gronkowski INTERCEPTED by M.Te'o at SD 4. M.Te'o to SD 4 for no gain (S.Vereen).	

San Diego Chargers at 0:10

1-10-SD 4	(:10) P.Rivers kneels, dead ball declared at SD 3 for -1 yards.	

END OF QUARTER

	Score	Time Poss	First Downs R	P	X	T	Efficiencies 3 Down	4 Down
New England Patriots	13	9:16	1	7	2	10	3/5	0/0
San Diego Chargers	14	5:44	1	2	1	4	1/3	0/0

Play By Play

Third Quarter

12/7/2014

NE elects to Receive, and SD elects to defend the West goal.

N.Novak kicks 67 yards from SD 35 to NE -2. D.Amendola to NE 19 for 21 yards (D.Stuckey).

New England Patriots at 15:00, (1st play from scrimmage 14:55)

1-10-NE 19	(14:55) T.Brady pass short middle to L.Blount to NE 19 for no gain (K.Conner) [S.Lissemore].	
2-10-NE 19	(14:15) (Shotgun) T.Brady pass short left to R.Gronkowski to NE 28 for 9 yards (E.Weddle, J.Johnson).	
3-1-NE 28	(13:35) L.Blount up the middle to NE 27 for -1 yards (J.Johnson, E.Weddle).	
4-2-NE 27	(12:53) R.Allen punts 60 yards to SD 13, Center-D.Aiken, downed by NE-B.Tyms.	

San Diego Chargers at 12:43

1-10-SD 13	(12:43) (Shotgun) B.Oliver up the middle to SD 11 for -2 yards (J.Collins).	
2-12-SD 11	(12:14) (Shotgun) P.Rivers pass incomplete short left to B.Oliver.	
3-12-SD 11	(12:05) (Shotgun) P.Rivers pass short middle to D.Brown pushed ob at SD 19 for 8 yards (J.Collins).	
4-4-SD 19	(11:43) N.Novak punts 33 yards to NE 48, Center-M.Windt. D.Amendola to NE 48 for no gain (E.Weddle).	

New England Patriots at 11:33

1-10-NE 48	(11:33) T.Brady pass incomplete short left to B.LaFell [C.Liuget].	
2-10-NE 48	(11:27) L.Blount left tackle to SD 48 for 4 yards (Ric. Mathews, J.Addae).	
3-6-SD 48	(10:39) (Shotgun) T.Brady pass incomplete short middle to T.Wright (J.Attaochu).	
4-6-SD 48	(10:35) R.Allen punts 38 yards to SD 10, Center-D.Aiken, fair catch by K.Allen.	

San Diego Chargers at 10:26

1-10-SD 10	(10:26) Ry.Mathews left end to SD 8 for -2 yards (R.Ninkovich, A.Branch).	
2-12-SD 8	(9:44) (Shotgun) P.Rivers pass short right to A.Gates to SD 18 for 10 yards (D.McCourty).	
3-2-SD 18	(9:05) (Shotgun) P.Rivers sacked at SD 11 for -7 yards (R.Ninkovich).	
4-9-SD 11	(8:31) N.Novak punts 45 yards to NE 44, Center-M.Windt. J.Edelman to NE 44 for no gain (D.Stuckey).	

New England Patriots at 8:21

1-10-NE 44	(8:21) PENALTY on NE-D.Connolly, False Start, 5 yards, enforced at NE 44 - No Play.	
1-15-NE 39	(8:21) (Shotgun) T.Brady pass short right to R.Gronkowski to NE 33 for -6 yards (A.Gachkar, M.Gilchrist).	
2-21-NE 33	(7:40) (Shotgun) T.Brady pass short right to S.Vereen to NE 40 for 7 yards (A.Gachkar).	
3-14-NE 40	(7:01) (Shotgun) T.Brady pass incomplete short left to B.LaFell (S.Wright).	
4-14-NE 40	(6:55) R.Allen punts 49 yards to SD 11, Center-D.Aiken. K.Allen to SD 18 for 7 yards (T.Wilson).	
	PENALTY on NE-B.Tyms, Unsportsmanlike Conduct, 15 yards, enforced at SD 18.	

San Diego Chargers at 6:44

1-10-SD 33	(6:44) P.Rivers pass deep left intended for L.Green INTERCEPTED by D.McCourty (B.Browner) at NE 44. D.McCourty for 56 yards, TOUCHDOWN NULLIFIED by Penalty. PENALTY on NE-B.Browner, Unnecessary Roughness, 15 yards, enforced at SD 33 - No Play.	X10
1-10-SD 48	(6:28) (Shotgun) P.Rivers pass short right to Ry.Mathews to NE 48 for 4 yards (R.Ninkovich).	
2-6-NE 48	(6:01) Ry.Mathews left end to SD 46 for -6 yards (K.Arrington).	
3-12-SD 46	(5:18) (Shotgun) P.Rivers pass short left to E.Royal pushed ob at NE 32 for 22 yards (D.Harmon) [D.McCourty].	P11
1-10-NE 32	(4:55) (Shotgun) P.Rivers pass incomplete deep left to M.Floyd.	
	PENALTY on SD-M.Floyd, Offensive Pass Interference, 10 yards, enforced at NE 32 - No Play.	
1-20-NE 42	(4:49) (Shotgun) P.Rivers pass short middle intended for K.Allen INTERCEPTED by A.Ayers at NE 30. A.Ayers to NE 30 for no gain (K.Allen).	

New England Patriots at 4:43

1-10-NE 30	(4:43) L.Blount left end to NE 28 for -2 yards (M.Te'o, C.Liuget).	
2-12-NE 28	(4:02) (Shotgun) T.Brady pass short left to R.Gronkowski to NE 34 for 6 yards (B.Flowers, J.Johnson).	
3-6-NE 34	(3:24) (Shotgun) T.Brady pass incomplete short right to R.Gronkowski.	
4-6-NE 34	(3:19) R.Allen punts 56 yards to SD 10, Center-D.Aiken. K.Allen to SD 10 for no gain (B.Tyms).	

San Diego Chargers at 3:09

1-10-SD 10	(3:09) (Shotgun) P.Rivers pass incomplete short left to B.Oliver.	
2-10-SD 10	(3:04) (Shotgun) P.Rivers pass deep right to M.Floyd to SD 38 for 28 yards (B.Browner).	P12
1-10-SD 38	(2:21) (Shotgun) P.Rivers pass short left to K.Allen to SD 41 for 3 yards (D.Revis).	
2-7-SD 41	(1:36) (Shotgun) B.Oliver up the middle to SD 40 for -1 yards (A.Branch).	
3-8-SD 40	(:56) (Shotgun) P.Rivers pass incomplete short right to A.Gates (D.McCourty).	
4-8-SD 40	(:50) N.Novak punts 51 yards to NE 9, Center-M.Windt. J.Edelman to NE 25 for 16 yards (K.Conner).	

New England Patriots at 0:38

1-10-NE 25 (:38) (Shotgun) T.Brady pass short right to R.Gronkowski to NE 34 for 9 yards (K.Conner).

2-1-NE 34 (:09) (Shotgun) T.Brady pass short left to R.Gronkowski to NE 43 for 9 yards (E.Weddle, J.Johnson). P17

END OF QUARTER

	Score	Time Poss	First Downs R	P	X	T	Efficiencies 3 Down	4 Down
New England Patriots	13	7:13	0	1	0	1	0/4	0/0
San Diego Chargers	14	7:47	0	2	1	3	1/4	0/0

Play By Play

Fourth Quarter

12/7/2014

New England Patriots continued.

1-10-NE 43	(15:00) J.Edelman left end to NE 47 for 4 yards (Ric. Mathews, C.Liuget).	
2-6-NE 47	(14:17) (Shotgun) T.Brady pass short right to B.LaFell to SD 44 for 9 yards (S.Wright).	P18
1-10-SD 44	(13:34) T.Brady pass short right to R.Gronkowski to SD 38 for 6 yards (E.Weddle).	
	PENALTY on SD-D.Butler, Defensive Holding, 5 yards, enforced at SD 44 - No Play.	X19
1-10-SD 39	(13:07) (Shotgun) T.Brady pass short left to D.Amendola to SD 41 for -2 yards (M.Gilchrist). SD-M.Gilchrist was injured during the play.	
2-12-SD 41	(12:40) (Shotgun) T.Brady pass short left to J.Edelman to SD 27 for 14 yards (B.Flowers, J.Addae).	P20
1-10-SD 27	(12:05) L.Blount right tackle to SD 30 for -3 yards (M.Ingram, C.Liuget).	
2-13-SD 30	(11:21) (Shotgun) T.Brady pass short middle to J.Edelman to SD 20 for 10 yards (D.Butler).	
3-3-SD 20	(10:44) (Shotgun) T.Brady pass incomplete short right to B.LaFell.	
4-3-SD 20	(10:34) S.Gostkowski 38 yard field goal is GOOD, Center-D.Aiken, Holder-R.Allen.	

NE 16 SD 14, 10 plays, 55 yards, 1 penalty, 5:04 drive, 4:26 elapsed

S.Gostkowski kicks 60 yards from NE 35 to SD 5. D.Brown to SD 13 for 8 yards (M.Slater).

San Diego Chargers at 10:34, (1st play from scrimmage 10:29)

1-10-SD 13	(10:29) (Shotgun) P.Rivers pass short left to A.Gates to SD 17 for 4 yards (K.Arrington, J.Collins).	
2-6-SD 17	(9:54) (Shotgun) P.Rivers pass short right to K.Allen to SD 17 for no gain (R.Ninkovich).	
3-6-SD 17	(9:12) (Shotgun) P.Rivers pass incomplete deep left to E.Royal.	
4-6-SD 17	(9:05) N.Novak punts 46 yards to NE 37, Center-M.Windt. J.Edelman ran ob at NE 41 for 4 yards (D.Brown).	
	PENALTY on NE-M.Butler, Offensive Holding, 10 yards, enforced at NE 41.	

New England Patriots at 8:53

1-10-NE 31	(8:53) T.Brady pass short middle to J.Edelman for 69 yards, TOUCHDOWN.	P21
	S.Gostkowski extra point is GOOD, Center-D.Aiken, Holder-R.Allen.	

NE 23 SD 14, 1 plays, 69 yards, 0:12 drive, 6:19 elapsed

S.Gostkowski kicks 65 yards from NE 35 to end zone, Touchback.

San Diego Chargers at 8:41

1-10-SD 20	(8:41) (Shotgun) P.Rivers pass short middle to D.Brown to SD 44 for 24 yards (D.McCourty, B.Browner) [J.Collins].	P13
1-10-SD 44	(7:56) (Shotgun) P.Rivers pass incomplete short left to M.Floyd [A.Ayers].	
2-10-SD 44	(7:49) (Shotgun) P.Rivers sacked at SD 43 for -1 yards (sack split by Chr.Jones and S.Siliga).	
3-11-SD 43	(7:06) (Shotgun) P.Rivers scrambles right end to 50 for 7 yards (D.McCourty).	
4-4-50	(6:28) N.Novak punts 38 yards to NE 12, Center-M.Windt, fair catch by D.Amendola.	

New England Patriots at 6:18

1-10-NE 12	(6:18) L.Blount up the middle to NE 13 for 1 yard (C.Liuget, K.Conner).	
2-9-NE 13	(5:36) (Shotgun) T.Brady pass short middle to J.Edelman to NE 20 for 7 yards (A.Gachkar, M.Te'o).	
3-2-NE 20	(4:53) (Shotgun) T.Brady scrambles up the middle to NE 25 for 5 yards (J.Addae).	R22
1-10-NE 25	(4:04) L.Blount up the middle to NE 23 for -2 yards (M.Ingram).	
	Timeout #1 by SD at 04:02.	
2-12-NE 23	(4:02) (Shotgun) T.Brady pass incomplete deep left to S.Vereen.	
	PENALTY on SD-A.Gachkar, Illegal Contact, 5 yards, enforced at NE 23 - No Play.	X23
1-10-NE 28	(3:57) L.Blount right tackle to SD 49 for 23 yards (M.Gilchrist).	R24
	Timeout #2 by SD at 03:43.	
1-10-SD 49	(3:43) L.Blount right guard to SD 48 for 1 yard (K.Conner, D.Butler).	
	Timeout #3 by SD at 03:38.	
2-9-SD 48	(3:37) L.Blount right guard to SD 49 for -1 yards (C.Liuget).	
3-10-SD 49	(2:56) (Shotgun) T.Brady pass short left to D.Amendola to SD 44 for 5 yards (A.Gachkar).	
4-5-SD 44	(2:13) R.Allen punts 44 yards to end zone, Center-D.Aiken, Touchback.	

San Diego Chargers at 2:05

1-10-SD 20	(2:05) (Shotgun) P.Rivers pass incomplete deep right to M.Floyd [D.Easley].	

Two-Minute Warning

2-10-SD 20	(1:59) (Shotgun) P.Rivers pass short right to E.Royal to SD 28 for 8 yards (K.Arrington).	
3-2-SD 28	(1:54) (Shotgun) P.Rivers pass short right to D.Brown to SD 25 for -3 yards (T.Wilson).	

4-5-SD 25 (1:24) (Shotgun) P.Rivers pass short left to A.Gates to SD 29 for 4 yards (T.Wilson).

New England Patriots at 1:17

1-10-SD 29 (1:17) T.Brady kneels, dead ball declared at SD 30 for -1 yards.

2-11-SD 30 (:39) T.Brady kneels, dead ball declared at SD 31 for -1 yards.

END OF QUARTER		Time	First Downs				Efficiencies	
	Score	Poss	R	P	X	T	3 Down	4 Down
New England Patriots	23	10:08	2	3	2	7	1/3	0/0
San Diego Chargers	14	4:52	0	1	0	1	0/3	0/1

Miscellaneous Statistics Report

New England Patriots vs San Diego Chargers
12/7/2014 at Qualcomm Stadium

Ten Longest Plays for New England Patriots

Yards	Qtr	Play Start	Play Description
69	4	1-10-NE 31	(8:53) T.Brady pass short middle to J.Edelman for 69 yards, TOUCHDOWN.
35	2	2-2-NE 34	(10:33) (Shotgun) T.Brady pass short left to R.Gronkowski to SD 31 for 35 yards (J.Addae).
23	4	1-10-NE 28	(3:57) L.Blount right tackle to SD 49 for 23 yards (M.Gilchrist).
19	1	3-12-NE 5	(10:28) (Shotgun) T.Brady pass deep right to J.Edelman to NE 24 for 19 yards (B.Flowers). SD-C.Liuget was injured during the play.
19	2	1-10-NE 25	(13:24) (Shotgun) T.Brady pass short middle to B.LaFell to NE 44 for 19 yards (E.Weddle).
14	2	1-10-SD 14	(3:33) (Shotgun) T.Brady pass short left to R.Gronkowski for 14 yards, TOUCHDOWN.
14	2	1-10-SD 32	(:44) (Shotgun) T.Brady pass short left to S.Vereen to SD 18 for 14 yards (J.Addae).
14	4	2-12-SD 41	(12:40) (Shotgun) T.Brady pass short left to J.Edelman to SD 27 for 14 yards (B.Flowers, J.Addae).
11	1	2-7-NE 27	(9:21) T.Brady pass short middle to L.Blount to NE 38 for 11 yards (J.Johnson) [K.Reyes].
11	1	1-10-NE 38	(8:48) L.Blount left end to NE 49 for 11 yards (M.Ingram, M.Gilchrist).

Ten Longest Plays for San Diego Chargers

Yards	Qtr	Play Start	Play Description
28	3	2-10-SD 10	(3:04) (Shotgun) P.Rivers pass deep right to M.Floyd to SD 38 for 28 yards (B.Browner).
24	4	1-10-SD 20	(8:41) (Shotgun) P.Rivers pass short middle to D.Brown to SD 44 for 24 yards (D.McCourty, B.Browner) [J.Collins].
22	3	3-12-SD 46	(5:18) (Shotgun) P.Rivers pass short left to E.Royal pushed ob at NE 32 for 22 yards (D.Harmon) [D.McCourty].
20	2	2-29-SD 9	(2:23) (Shotgun) Ry.Mathews up the middle to SD 19 for 10 yards (J.Collins).
17	1	1-10-SD 20	(3:15) Ry.Mathews right end to SD 22 for 2 yards (B.Browner).
17	2	2-6-NE 35	(15:00) Ry.Mathews right tackle to NE 18 for 17 yards (D.McCourty).
15	1	3-5-SD 25	(14:12) (Shotgun) P.Rivers pass short right to D.Brown to SD 40 for 15 yards (J.Casillas).
15	2	3-7-NE 15	(13:36) (Shotgun) P.Rivers pass short right to M.Floyd for 15 yards, TOUCHDOWN.
12	1	2-10-SD 37	(2:41) (Shotgun) P.Rivers pass short right to A.Gates to SD 49 for 12 yards (J.Casillas).
11	1	3-9-50	(1:19) (Shotgun) P.Rivers pass short middle to L.Green to NE 39 for 11 yards (D.Revis).

Touchdown Scoring Information		Offense	Defense	Special Teams
VISITOR	New England Patriots	2	0	0
HOME	San Diego Chargers	1	1	0

Player Scoring Information

Club	Player	TD	Rush TD	Rec TD	KO TD	Punt TD	Int TD	Fum TD	Misc TD	FG	XP	2Pt Rush	2Pt Rec	Sfty	Points
NE	S.Gostkowski	0	0	0	0	0	0	0	0	3	2	0	0	0	11
NE	J.Edelman	0	0	1	0	0	0	0	0	0	0	0	0	0	6
NE	R.Gronkowski	0	0	1	0	0	0	0	0	0	0	0	0	0	6
SD	M.Floyd	0	0	1	0	0	0	0	0	0	0	0	0	0	6
SD	N.Novak	0	0	0	0	0	0	0	0	0	2	0	0	0	2

Possession Detail	First Half		Second Half		Game	
	Visitor	Home	Visitor	Home	Visitor	Home
Largest Lead	3	11	9	0	9	11
Drives Leading	0	3	3	4	3	7
Time of Possession Leading	0:00	4:13	5:42	7:47	5:42	12:00
Largest Deficit	-11	-3	0	-9	-11	-9
Drives Trailing	4	1	5	3	9	4
Time of Possession Trailing	9:16	4:46	11:39	4:52	20:55	9:38
Times Score Tied Up		0		0		0
Lead Changes		2		1		3

Playtime Percentage

Percent of playtime per player on offense, defense and special teams

New England Patriots

		Offense		Defense		Special Teams	
D Connolly	G	77	100%			6	20%
R Wendell	C	77	100%			6	20%
S Vollmer	T	77	100%			6	20%
N Solder	T	77	100%			6	20%
B Stork	C	77	100%			6	20%
T Brady	QB	77	100%				
R Gronkowski	TE	74	96%				
B LaFell	WR	73	95%				
J Edelman	WR	57	74%			7	23%
M Hoomanawanui	TE	42	55%			9	30%
T Wright	TE	35	45%			8	27%
S Vereen	RB	35	45%				
L Blount	RB	31	40%				
D Amendola	WR	18	23%			10	33%
J Develin	FB	12	16%			8	27%
J Gray	RB	3	4%			17	57%
M Slater	WR	2	3%			22	73%
B Bolden	RB	1	1%			22	73%
M Cannon	T	1	1%			6	20%
B Tyms	WR	1	1%			3	10%
D McCourty	SS			57	100%	8	27%
J Collins	LB			57	100%	2	7%
R Ninkovich	DE			57	100%	2	7%
D Revis	CB			57	100%		
B Browner	CB			57	100%		
K Arrington	CB			54	95%	8	27%
A Ayers	LB			54	95%	5	17%
J Casillas	LB			51	89%	10	33%
P Chung	FS			43	75%	16	53%
V Wilfork	DT			32	56%	2	7%
C Jones	DT			25	44%	5	17%
S Siliga	DT			25	44%		
D Harmon	FS			18	32%	2	7%
A Branch	DT			17	30%	2	7%
T Wilson	SS			11	19%	16	53%
D Easley	DE			9	16%	2	7%
D Fleming	LB			3	5%	19	63%
N Ebner	FS					22	73%
L Ryan	CB					19	63%
S Gostkowski	K					12	40%
D Aiken	LS					11	37%
R Allen	P					11	37%
M Butler	CB					8	27%
J Kline	G					6	20%

San Diego Chargers

		Offense		Defense		Special Teams	
K Allen	WR	57	100%			4	13%
J Troutman	G	57	100%			2	7%
D Fluker	T	57	100%			2	7%
C Rinehart	G	57	100%			2	7%
K Dunlap	T	57	100%			2	7%
P Rivers	QB	57	100%				
C Watt	G	57	100%				
M Floyd	WR	56	98%				
E Royal	WR	54	95%			1	3%
A Gates	TE	51	89%				
R Mathews	RB	28	49%				
D Brown	RB	21	37%			11	37%
L Green	TE	9	16%			11	37%
B Oliver	RB	7	12%				
J Phillips	TE	2	4%			17	57%
E Weddle	FS			77	100%	17	57%
B Flowers	CB			76	99%	10	33%
S Wright	CB			75	97%	14	47%
M Gilchrist	SS			75	97%	1	3%
M Ingram	LB			69	90%		
C Liuget	DT			55	71%	1	3%
J Addae	SS			41	53%	10	33%
M Te'o	LB			40	52%		
K Conner	LB			38	49%	16	53%
K Reyes	DE			38	49%	8	27%
D Butler	LB			38	49%	6	20%
J Johnson	LB			37	48%	6	20%
D Freeney	LB			36	47%		
R Mathews	DE			33	43%	7	23%
S Lissemore	NT			31	40%	6	20%
T Palepoi	DT			28	36%	10	33%
A Gachkar	LB			27	35%	14	47%
J Attaochu	LB			20	26%	11	37%
D Stuckey	SS			12	16%	28	93%
T Williams	LB			1	1%	28	93%
S Ajirotutu	WR					22	73%
R Walker	LB					20	67%
C Davis	CB					14	47%
N Novak	K					11	37%
M Windt	LS					10	33%
M Scifres	P					4	13%
W Smith	T					2	7%
S Williams	CB					2	7%

NFL STATS

LOS ANGELES CHARGERS / WEEK 7 / THROUGH MONDAY, OCTOBER 23, 2017

WON 3, LOST 4

09/11	L 21-24	at Denver	76,324
09/17	L 17-19	Miami	25,381
09/24	L 10-24	Kansas City	25,386
10/01	L 24-26	Philadelphia	25,374
10/08	W 27-22	at N.Y. Giants	77,373
10/15	W 17-16	at Oakland	54,685
10/22	W 21- 0	Denver	25,388
10/29		at New England	
11/12		at Jacksonville	
11/19		Buffalo	
11/23		at Dallas	
12/03		Cleveland	
12/10		Washington	
12/16		at Kansas City	
12/24		at N.Y. Jets	
12/31		Oakland	

	LA-C	Opp.
TOTAL FIRST DOWNS	138	130
Rushing	28	51
Passing	91	68
Penalty	19	11
3rd Down: Made/Att	32/87	40/97
3rd Down Pct.	36.8	41.2
4th Down: Made/Att	2/5	1/7
4th Down Pct.	40.0	14.3
POSSESSION AVG.	27:55	32:05
TOTAL NET YARDS	2313	2282
Avg. Per Game	330.4	326.0
Total Plays	424	439
Avg. Per Play	5.5	5.2
NET YARDS RUSHING	554	984
Avg. Per Game	79.1	140.6
Total Rushes	158	201
NET YARDS PASSING	1759	1298
Avg. Per Game	251.3	185.4
Sacked/Yards Lost	10/57	23/151
Gross Yards	1816	1449
Att./Completions	256/156	215/141
Completion Pct.	60.9	65.6
Had Intercepted	5	5
PUNTS/AVERAGE	36/50.3	33/46.8
NET PUNTING AVG.	36/41.8	33/40.7
PENALTIES/YARDS	51/396	55/440
FUMBLES/BALL LOST	5/2	12/4
TOUCHDOWNS	17	14
Rushing	4	5
Passing	12	9
Returns	1	0

* SCORE BY PERIODS	Q1	Q2	Q3	Q4	OT	PTS
TEAM	14	54	14	55	0	137
OPPONENTS	50	19	30	32	0	131

* SCORING	TD	Ru	Pa	Rt	K-PAT	FG	S	PTS
Gordon	7	3	4	0			0	42
Benjamin	3	0	2	1			0	18
Koo	0	0	0	0	9/ 9	3/ 6	0	18
Novak	0	0	0	0	8/ 8	3/ 4	0	17
Ekeler	2	1	1	0			0	12
Henry	2	0	2	0			0	12
Allen	1	0	1	0			0	6
Gates	1	0	1	0			0	6
Ty. Williams	1	0	1	0			0	6
TEAM	17	4	12	1	17/17	6/10	0	137
OPPONENTS	14	5	9	0	12/13	11/12	1	131

2-Pt Conv: TM 0-0, OPP 0-1
SACKS: Ingram 8.5, Bosa 7.5, McCain 5, Philon 2, TM 23, OPP 10
FUM/LOST: Rivers 2/1, Benjamin 1/0, Pulley 1/0, Ty. Williams 1/1

* RUSHING	No.	Yds	Avg	Long	TD
Gordon	117	394	3.4	21	3
Ekeler	13	74	5.7	35t	1
Oliver	17	58	3.4	26	0
Benjamin	3	27	9.0	14	0
Rivers	7	1	0.1	8	0
Watt	1	0	0.0	0	0
TEAM	158	554	3.5	35t	4
OPPONENTS	201	984	4.9	69t	5

* RECEIVING	No.	Yds	Avg	Long	TD
Allen	36	487	13.5	50	1
Gordon	29	228	7.9	22	4
Henry	21	301	14.3	34	2
Ty. Williams	21	298	14.2	75t	1
Benjamin	14	240	17.1	44	2
Gates	13	119	9.2	16	1
Ekeler	13	89	6.8	14	1
Oliver	5	20	4.0	11	0
Inman	2	9	4.5	7	0
M. Williams	1	15	15.0	15	0
McGrath	1	10	10.0	10	0
TEAM	156	1816	11.6	75t	12
OPPONENTS	141	1449	10.3	48t	9

* INTERCEPTIONS	No.	Yds	Avg	Long	TD
Tr. Williams	1	21	21.0	21	0
Boston	1	15	15.0	15	0
Phillips	1	4	4.0	4	0
Pullard	1	1	1.0	1	0
Hayward	1	-2	-2.0	-2	0
TEAM	5	39	7.8	21	0
OPPONENTS	5	38	7.6	38	0

* PUNTING	No.	Yds	Avg	Net	TB	In	Lg	B
Kaser	36	1810	50.3	41.8	5	13	69	0
TEAM	36	1810	50.3	41.8	5	13	69	0
OPPONENTS	33	1546	46.8	40.7	2	17	63	0

* PUNT RETURNS	Ret	FC	Yds	Avg	Long	TD
Benjamin	15	12	164	10.9	65t	1
TEAM	15	12	164	10.9	65t	1
OPPONENTS	22	2	205	9.3	31	0

* KICKOFF RETURNS	No.	Yds	Avg	Long	TD
King	7	138	19.7	25	0
Ekeler	3	49	16.3	22	0
TEAM	10	187	18.7	25	0
OPPONENTS	18	458	25.4	61	0

* FIELD GOALS	1-19	20-29	30-39	40-49	50+
Koo	0/ 0	2/ 2	0/ 0	1/ 4	0/ 0
Novak	0/ 0	1/ 1	2/ 2	0/ 1	0/ 0
TEAM	0/ 0	3/ 3	2/ 2	1/ 5	0/ 0
OPPONENTS	0/ 0	2/ 2	3/ 3	4/ 4	2/ 3

Koo: (44B)(41G,43N,44N)(29G)(28G)()()()
Novak: ()()()()(20G,31G)(48N,32G)()
OPP: (20G,50N)(30G,28G,35G,54G)(34G)(45G,40G, 53G,47G)()(44G)()

* PASSING	Att	Cmp	Yds	Cmp%	Yds/Att	TD	TD%	Int	Int%	Long	Sack/Lost	Rating
Rivers	256	156	1816	60.9	7.09	12	4.7	5	2.0	75t	10/ 57	89.9
TEAM	256	156	1816	60.9	7.09	12	4.7	5	2.0	75t	10/ 57	89.9
OPPONENTS	215	141	1449	65.6	6.74	9	4.2	5	2.3	48t	23/ 151	89.1

NEW ENGLAND PATRIOTS / WEEK 7 / THROUGH MONDAY, OCTOBER 23, 2017

WON 5, LOST 2

09/07	L 27-42	Kansas City	65,878
09/17	W 36-20	at New Orleans	73,168
09/24	W 36-33	Houston	65,878
10/01	L 30-33	Carolina	65,878
10/05	W 19-14	at Tampa Bay	64,476
10/15	W 24-17	at N.Y. Jets	77,562
10/22	W 23- 7	Atlanta	65,878
10/29		L.A. Chargers	
11/12		at Denver	
11/19		at Oakland	
11/26		Miami	
12/03		at Buffalo	
12/11		at Miami	
12/17		at Pittsburgh	
12/24		Buffalo	
12/31		N.Y. Jets	

	N.E.	Opp.
TOTAL FIRST DOWNS	170	167
Rushing	44	46
Passing	105	108
Penalty	21	13
3rd Down: Made/Att	42/92	35/85
3rd Down Pct.	45.7	41.2
4th Down: Made/Att	2/4	3/8
4th Down Pct.	50.0	37.5
POSSESSION AVG.	30:31	29:29
TOTAL NET YARDS	2875	2987
Avg. Per Game	410.7	426.7
Total Plays	469	454
Avg. Per Play	6.1	6.6
NET YARDS RUSHING	775	815
Avg. Per Game	110.7	116.4
Total Rushes	189	171
NET YARDS PASSING	2100	2172
Avg. Per Game	300.0	310.3
Sacked/Yards Lost	18/108	15/90
Gross Yards	2208	2262
Att./Completions	262/174	268/179
Completion Pct.	66.4	66.8
Had Intercepted	2	5
PUNTS/AVERAGE	28/43.1	26/45.9
NET PUNTING AVG.	28/38.2	26/40.9
PENALTIES/YARDS	53/463	52/446
FUMBLES/BALL LOST	8/3	9/3
TOUCHDOWNS	21	20
Rushing	6	4
Passing	15	15
Returns	0	1

* SCORE BY PERIODS	Q1	Q2	Q3	Q4	OT	PTS
TEAM	40	88	33	34	0	195
OPPONENTS	30	55	20	61	0	166

* SCORING	TD	Ru	Pa	Rt	K-PAT	FG	S	PTS
Gostkowski	0	0	0	0	19/20	16/17	0	67
Hogan	5	0	5	0			0	30
Gillislee	4	4	0	0			0	24
Gronkowski	4	0	4	0			0	24
Cooks	3	0	3	0			0	20
D. Lewis	2	2	0	0			0	12
Amendola	1	0	1	0			0	6
Burkhead	1	0	1	0			0	6
White	1	0	1	0			0	6
TEAM	21	6	15	0	19/20	16/17	0	195
OPPONENTS	20	4	15	1	19/20	9/15	0	166

2-Pt Conv: Cooks, TM 1-1, OPP 0-0
SACKS: T. Flowers 3.5, Van Noy 3.5, Wise 3, Hightower 2, Brown 1, A. Butler 1, Marsh 1, TM 15, OPP 18
FUM/LOST: Brady 5/2, Amendola 1/0, Gillislee 1/1, Gronkowski 1/0

* RUSHING	No.	Yds	Avg	Long	TD
Gillislee	87	321	3.7	16	4
D. Lewis	43	227	5.3	31	2
White	27	118	4.4	10	0
Burkhead	11	49	4.5	14	0
Brady	14	26	1.9	7	0
Hogan	3	17	5.7	13	0
Cooks	3	10	3.3	13	0
Dorsett	1	7	7.0	7	0
TEAM	189	775	4.1	31	6
OPPONENTS	171	815	4.8	58	4

* RECEIVING	No.	Yds	Avg	Long	TD
White	38	280	7.4	26	1
Gronkowski	29	452	15.6	53t	4
Amendola	29	324	11.2	27	1
Cooks	28	537	19.2	54	3
Hogan	28	378	13.5	47t	5
D. Lewis	8	48	6.0	11	0
Burkhead	5	60	12.0	19t	1
Dorsett	4	85	21.3	38	0
Tye LG	4	38	9.5	21	0
Develin	3	20	6.7	8	0
J. Hollister	2	24	12.0	19	0
TEAM	174	2208	12.7	54	15
OPPONENTS	179	2262	12.6	78t	15

* INTERCEPTIONS	No.	Yds	Avg	Long	TD
M. Butler	2	-1	-.5	1	0
Gilmore	1	39	39.0	39	0
Harmon	1	12	12.0	12	0
McCourty	1	0	0.0	0	0
TEAM	5	50	10.0	39	0
OPPONENTS	2	2	1.0	2	0

* PUNTING	No.	Yds	Avg	Net	TB	In	Lg	B
R. Allen	28	1208	43.1	38.2	2	8	60	0
TEAM	28	1208	43.1	38.2	2	8	60	0
OPPONENTS	26	1194	45.9	40.9	0	11	68	0

* PUNT RETURNS	Ret	FC	Yds	Avg	Long	TD
Amendola	10	7	131	13.1	40	0
Chung	1	3	0	0.0	0	0
TEAM	11	10	131	11.9	40	0
OPPONENTS	15	3	98	6.5	16	0

* KICKOFF RETURNS	No.	Yds	Avg	Long	TD
D. Lewis	9	170	18.9	26	0
TEAM	9	170	18.9	26	0
OPPONENTS	25	484	19.4	34	0

* FIELD GOALS	1-19	20-29	30-39	40-49	50+
Gostkowski	0/ 0	9/ 9	3/ 3	3/ 4	1/ 1
TEAM	0/ 0	9/ 9	3/ 3	3/ 4	1/ 1
OPPONENTS	0/ 0	1/ 1	5/ 8	3/ 5	0/ 1

Gostkowski: (25G,32G)(28G,24G,27G)()(41G,35G,58G)(27G,23G,45G,48G)(47N,28G)(29G,21G,38G)
OPP: ()(46G,35G,49N)(39G,40G,31G,36G)(32G,48G)(56N,49N,31N)(28G)(37B,36N)

* PASSING	Att	Cmp	Yds	Cmp%	Yds/Att	TD	TD%	Int	Int%	Long	Sack/Lost	Rating
Brady	262	174	2208	66.4	8.43	15	5.7	2	0.8	54	18/ 108	108.4
TEAM	262	174	2208	66.4	8.43	15	5.7	2	0.8	54	18/ 108	108.4
OPPONENTS	268	179	2262	66.8	8.44	15	5.6	5	1.9	78t	15/ 90	103.8

WEEK 7 / THROUGH MONDAY, OCTOBER 23, 2017

TEAM RANKINGS

American Football Conference

	Offense			Defense		
	Total	**Rush**	**Pass**	**Total**	**Rush**	**Pass**
Balt.	15	5	16	10	16	6
Buff.	12	6	14	11	4	13
Cin.	14	14	9	3	7	3
Cleve.	11	13	7	5	3	8
Denver	6	7	5	*1	1	5
Hou.	5	2	10	7	6	7
Ind.	13	11	12	15	12	15
Jax	3	*1	13	4	14	2
K.C.	2	3	2	14	11	14
L.A.-C	7	16	3	8	15	4
Miami	16	15	15	6	2	9
N.E.	*1	9	1	16	10	16
Jets	9	10	8	12	13	11
Oak.	10	12	6	13	9	12
Pitt.	4	8	4	2	8	*1
Tenn.	8	4	11	9	5	10

National Football Conference

	Offense			Defense		
	Total	**Rush**	**Pass**	**Total**	**Rush**	**Pass**
Ariz.	10	16	3	13	7	12
Atl.	5	7	5	6	8	6
Car.	11	11	11	1	3	1
Chi.	16	4	16	3	6	3
Dallas	4	1	9	8	12	7
Det.	14	13	13	9	4	11
G.B.	13	10	15	11	15	8
Rams	7	3	8	7	14	4
Minn.	8	5	10	2	2	5
N.O.	2	6	2	12	11	10
Giants	15	14	14	14	13	14
Phil.	3	2	6	10	*1	15
S.F.	12	12	12	15	16	13
Sea.	9	9	7	4	9T	2
T.B.	1	15	*1	16	9T	16
Wash.	6	8	4	5	5	9

National Football League

	Offense			Defense		
	Total	**Rush**	**Pass**	**Total**	**Rush**	**Pass**
Ariz.	16	32	4	24	12	24
Atl.	7	11	7	14	16	13
Balt.	31	12	32	18	32	7
Buff.	25	13	29	21	7	26
Car.	19	21T	16	3	4	4
Chi.	30	7	31	7	11	9
Cin.	29	28	24	5	14	3
Cleve.	24	25	21	9	6	15
Dallas	6	2	13	17	21	14
Denver	15	15	15	*1	2	6
Det.	26	26	19	19	8	22
G.B.	23	20	23	22	27	16
Hou.	14	3	25	11	13	10
Ind.	28	21T	27	31	26	31
Jax	10	*1	28	6	30	2
K.C.	3	5	5	29	25	28
L.A.-C	17	31	8	13	31	5
Rams	9	6	12	15	24	11
Miami	32	29	30	10	5	17
Minn.	12	8T	14	4	3	12
N.E.	*1	17	2	32	22	32
N.O.	4	10	3	23	20	21
Giants	27	27	20	27	23	27
Jets	21	19	22	25	28	20
Oak.	22	24	18	26	19	23
Phil.	5	4	9	20	*1	29
Pitt.	11	16	10	2	15	*1
S.F.	20	23	17	28	29	25
Sea.	13	18	11	8	17T	8
T.B.	2	30	*1	30	17T	30
Tenn.	18	8T	26	16	10	18
Wash.	8	14	6	12	9	19

T = Tied for position

*** = League Leader**

WEEK 7 / THROUGH MONDAY, OCTOBER 23, 2017

OFFENSE	LA-C	N.E.	Chi.	N.O.	Atl.	NY-J	S.F.	Phil.
GAMES (Won-Lost)	3-4	5-2	3-4	4-2	3-3	3-4	0-7	6-1
FIRST DOWNS	138	170	116	126	128	115	136	153
Rushing	28	44	45	37	43	29	39	49
Passing	91	105	56	82	78	75	85	88
Penalty	19	21	15	7	7	11	12	16
YDS GAINED (tot)	2313	2875	1994	2346	2235	2184	2218	2670
Avg per Game	330.4	410.7	284.9	391.0	372.5	312.0	316.9	381.4
RUSHING (net)	554	775	884	730	723	723	672	922
Avg per Game	79.1	110.7	126.3	121.7	120.5	103.3	96.0	131.7
Rushes	158	189	212	166	148	170	158	215
Yards per Rush	3.5	4.1	4.2	4.4	4.9	4.3	4.3	4.3
PASSING (net)	1759	2100	1110	1616	1512	1461	1546	1748
Avg per Game	251.3	300.0	158.6	269.3	252.0	208.7	220.9	249.7
Passes Att.	256	262	190	220	203	222	279	232
Completed	156	174	119	152	135	154	160	143
Pct Completed	60.9	66.4	62.6	69.1	66.5	69.4	57.3	61.6
Yards Gained	1816	2208	1240	1652	1590	1614	1725	1852
Sacked	10	18	17	5	11	22	23	19
Yards Lost	57	108	130	36	78	153	179	104
Had intercepted	5	2	6	4	6	7	5	4
Yards Opp Ret	38	2	77	2	141	22	74	21
Opp TDs on Int	0	0	1	1	1	0	0	1
PUNTS	36	28	39	21	17	37	36	26
Avg Yards	50.3	43.1	47.4	47.9	44.5	46.9	44.8	46.3
PUNT RETURNS	15	11	18	9	7	18	13	11
Avg Return	10.9	11.9	7.9	7.4	10.4	6.3	11.4	15.1
Returned for TD	1	0	0	0	0	0	0	0
KICKOFF RETURNS	10	9	19	13	15	12	17	7
Avg Return	18.7	18.9	20.8	21.3	19.8	19.3	19.1	22.6
Returned for TD	0	0	0	0	0	0	0	0
PENALTIES	51	53	48	40	38	57	58	54
Yards Penalized	396	463	373	366	333	546	447	508
FUMBLES BY	5	8	16	6	4	14	9	10
Fumbles Lost	2	3	8	1	1	6	5	4
Opp Fumbles	12	9	6	10	5	6	12	8
Opp Fum Lost	4	3	5	2	1	2	4	5
POSS. TIME (avg)	27:55	30:31	29:11	31:24	29:05	29:51	26:32	33:43
TOUCHDOWNS	17	21	15	19	14	15	11	21
Rushing	4	6	4	5	6	5	6	3
Passing	12	15	8	11	7	10	5	17
Returns	1	0	3	3	1	0	0	1
EXTRA-PT KICKS	17/17	19/20	13/13	18/19	14/14	14/14	9/10	18/19
2-PT CONVERSIONS	0/0	1/1	1/1	0/0	0/0	0/1	0/1	2/2
FIELD GOALS/FGA	6/10	16/17	5/8	13/16	10/13	11/13	16/17	17/20
POINTS SCORED	137	195	122	171	128	137	123	199

DEFENSE	LA-C	N.E.	Chi.	N.O.	Atl.	NY-J	S.F.	Phil.
POINTS ALLOWED	131	166	151	133	132	161	186	146
OPP FIRST DOWNS	130	167	129	115	125	150	169	129
Rushing	51	46	38	37	36	43	59	24
Passing	68	108	76	65	75	82	92	92
Penalty	11	13	15	13	14	25	18	13
OPP YARDS GAINED	2282	2987	2109	2106	1965	2505	2752	2379
Avg per Game	326.0	426.7	301.3	351.0	327.5	357.9	393.1	339.9
OPP RUSHING(net)	984	815	734	685	672	886	942	469
Avg per Game	140.6	116.4	104.9	114.2	112.0	126.6	134.6	67.0
Rushes	201	171	185	141	156	206	240	123
Yards per Rush	4.9	4.8	4.0	4.9	4.3	4.3	3.9	3.8
OPP PASSING(net)	1298	2172	1375	1421	1293	1619	1810	1910
Avg per Game	185.4	310.3	196.4	236.8	215.5	231.3	258.6	272.9
Passes Att.	215	268	234	209	217	247	241	289
Completed	141	179	147	133	136	149	156	187
Pct Completed	65.6	66.8	62.8	63.6	62.7	60.3	64.7	64.7
Sacked	23	15	21	17	14	10	14	18
Yards Lost	151	90	131	119	109	59	88	127
INTERCEPTED BY	5	5	4	8	2	9	4	7
Yards Returned	39	50	226	75	1	145	66	37
Returned for TD	0	0	2	2	0	0	0	0
OPP PUNT RETURNS	22	15	18	11	6	18	15	13
Avg return	9.3	6.5	13.9	12.5	10.3	7.9	1.6	6.2
OPP KICKOFF RET	18	25	11	11	9	9	5	17
Avg return	25.4	19.4	29.1	25.4	20.0	22.3	25.8	21.4
OPP TOUCHDOWNS	14	20	16	15	13	21	20	17
Rushing	5	4	5	4	2	5	8	4
Passing	9	15	8	9	9	15	12	12
Returns	0	1	3	2	2	1	0	1

WEEK 7 / THROUGH MONDAY, OCTOBER 23, 2017

AFC / TEAM/OFFENSE RANK

Tm	(A)	(B)	(C)	(D)	(E)	(F)	(G)	(H)	(I)	(J)	(K)	(L)	(M)	(N)	(O)	(P)	(Q)
BAL	15	15	5	7	16	16	14	8	12	13	7t	1	2	9	8	11	10
BUF	12	12	6	12	14	11	3	15	13	3	13t	7	7	10	11	8	8t
CIN	14	11	14	16	9	9	15	12	15	12	7t	9	6	6	4	14	8t
CLE	11	14	13	10	7	14	16	9	6t	16	3t	12	9	5	6	16	14
DEN	6	10	7	8	5	12	11	13	8	5	13t	6	1	12	14	12	15
HOU	5	9	2	4	10	10	8	14	2	7	2	3	8	4	9	2	1t
IND	13	13	11	13	12	13	6	16	14	8	13t	15	4	11	3	13	5
JAC	3	3	1	2	13	5	7	3	5	10	1	16	13	14	13	4	13
KC	2	1	3	1	2	2	1	10	3	2	13t	8	5	13	12	1	3t
LAC	7	4	16	14	3	4	4	1	6t	9	7t	4	15	3	7	9t	16
MIA	16	16	15	15	15	15	13	6	11	15	12	10	10	8	10	15	1t
NE	1	2	9	9	1	1	2	7	1	1	5t	2	14	15	15	3	3t
NYJ	9	8	10	6	8	8	10	11	16	4	3t	11	12	7	5	9t	11
OAK	10	5	12	5	6	6	5	4	10	6	10t	14	3	1	1	6	12
PIT	4	6	8	11	4	3	12	2	4	11	10t	13	16	16	16	7	7
TEN	8	7	4	3	11	7	9	5	9	14	5t	5	11	2	2	5	6

AFC / OPPONENT/DEFENSE RANK

Tm	(A)	(B)	(C)	(D)	(E)	(F)	(G)	(H)	(I)	(J)	(K)	(L)	(M)	(N)	(O)	(P)	(Q)	(R)	(S)
BAL	10	7	16	11	6	6	1	7	8t	7	11t	12	5	8	4	8	14	12	15
BUF	11	10	4	3	13	10	3	12	11	12	9t	2	14	2	2	3	15t	6	11
CIN	3	3	7	6	3	3	10	4	5	2	9t	9	6t	10	3	4t	13	11	7
CLE	5	5	3	1	8	12	14	9	6	9	1	10	1	14	13	13	7t	15	6
DEN	1	2	1	2	5	5	11	5	1	1	5t	16	12	15	11	7	7t	9	2
HOU	7	8	6	8	7	7	4	6	4	4	15t	15	11	12	7	14	12	3	4
IND	15	15	12	9	15	16	7	14	14	15	15t	1	3	9	16	16	9	16	16
JAC	4	4	14	16	2	1	2	1	3	8	3	14	15	3	12	1	10t	1	3
KC	14	14	11	13	14	13	12	10	15	10	14	11	6t	4	1	10t	4	2	9
LAC	8	9	15	15	4	4	9	3	8t	14	2	8	13	11	5	6	10t	7	5
MIA	6	11	2	4	9	11	15	8	7	5	7	7	2	13	14	4t	2	13	13
NE	16	16	10	14	16	15	13	11	16	13	8	5	4	6	6	12	3	5	10
NYJ	12	12	13	10	11	9	5	16	13	11	4	6	10	7	8	10t	1	14	12
OAK	13	13	9	7	12	14	16	13	8t	16	11t	4	8	5	10	9	6	8	14
PIT	2	1	8	12	1	2	6	2	2	3	5t	13	9	1	9	2	5	4	1
TEN	9	6	5	5	10	8	8	15	12	6	13	3	16	16	15	15	15t	10	8

(A) Total Yards per Game
(B) Yards per Play
(C) Rushing Yards per Game
(D) Rushing Yards per Attempt
(E) Passing Net Yards per Game
(F) Passing Net Yards per Play
(G) Passing, Percent Had Intercepted
(H) Sacks per Pass Play
(I) First Downs per Game
(J) Third Down Efficiency
(K) Fourth Down Efficiency
(L) Punt Return Average
(M) Kickoff Return Average
(N) Gross Punting Average
(O) Net Punting Average
(P) Points per Game
(Q) Field Goal Percentage
(R) Points per Game Differential
(S) Net Yards per Game Differential

WEEK 7 / THROUGH MONDAY, OCTOBER 23, 2017

NFL / TEAM/OFFENSE RANK

Tm	(A)	(B)	(C)	(D)	(E)	(F)	(G)	(H)	(I)	(J)	(K)	(L)	(M)	(N)	(O)	(P)	(Q)
BAL	31	31	12	14	32	32	29	17	26	26	17t	3	3	13	14	23	17
BUF	25	27	13	24	29	22	4	31	27	9	27t	12	12t	16	20	19	14t
CIN	29	24	28	31	24	19	31	27	29	25	17t	14	10	8	8	29	14t
CLE	24	29	25	21	21	30	32	18	15t	32	6t	25	15	5	10	32	27t
DEN	15	20	15	17	15	23	26	29	18	16	27t	11	2	20	28	24	30t
HOU	14	18	3	8	25	21	19	30	4	19	4t	5	14	4	15	3	1t
IND	28	28	21t	26	27	24	16	32	28	20	27t	31	6	17	4	27t	10
JAC	10	10	1	3	28	13	18	9	13t	22	2t	32	26	29	24	9	25
KC	3	1	5	1	5	3	1	23	7t	4	27t	13	7	21	23	2	6t
LAC	17	12	31	28	8	11	14	4	15t	21	17t	8	29	3	11	20t	32
MIA	32	32	29	30	30	31	28	13	25	31	24t	21	16	12	17	31	1t
NE	1	4	17	19	2	1	2	16	1	3	11t	4	28	30	29	6	6t
NYJ	21	17	19	13	22	18	24	26	32	15	6t	24	25	10	9	20t	19
OAK	22	13	24	10	18	16	15	10	24	18	20t	29	4	1	1	15	20t
PIT	11	14	16	23	10	9	27	5	9t	24	20t	28	32	32	32	17	13
TEN	18	15	8t	6	26	17	20	11	22	27	11t	10	22t	2	2	13	11t
ARI	16	19	32	32	4	15	22	21	17	23	16	30	20	11	31	27t	27t
ATL	7	2	11	4	7	7	23	8	5t	11	20t	9	24	23	19	16	24
CAR	19	23	21t	29	16	20	30	24	9t	6	24t	19	22t	15	7	22	6t
CHI	30	26	7	16	31	26	25	22	30t	28	9	17	19	9	27	26	29
DAL	6	7	2	2	13	12	13	2	5t	5	10	23	9	25	16	7	1t
DET	26	30	26	27	19	28	7	28	23	14	27t	1	31	26	13	8	20t
GB	23	21	20	5	23	27	21	25	9t	10	1	15	12t	18	5	12	14t
LAR	9	8	6	15	12	5	8	7	9t	2	11t	27	1	6	3	1	4
MIN	12	11	8t	11	14	10	3	3	20	7	27t	7	5	31	18	18	5
NO	4	5	10	7	3	6	10	1	7t	13	4t	18	18	7	21	4	23
NYG	27	22	27	22	20	25	12	15	30t	30	26	22	21	24	30	30	26
PHI	5	9	4	9	9	8	6	19	3	1	2t	2	11	14	12	5	18
SF	20	25	23	12	17	29	9	20	19	29	11t	6	27	22	6	25	6t
SEA	13	16	18	20	11	14	11	14	13t	8	6t	20	8	28	22	14	11t
TB	2	3	30	25	1	2	17	6	2	12	11t	16	17	27	25	10	30t
WAS	8	6	14	18	6	4	5	12	21	17	20t	26	30	19	26	11	20t

(A) Total Yards per Game
(B) Yards per Play
(C) Rushing Yards per Game
(D) Rushing Yards per Attempt
(E) Passing Net Yards per Game
(F) Passing Net Yards per Play
(G) Passing, Percent Had Intercepted
(H) Sacks per Pass Play
(I) First Downs per Game
(J) Third Down Efficiency
(K) Fourth Down Efficiency
(L) Punt Return Average
(M) Kickoff Return Average
(N) Gross Punting Average
(O) Net Punting Average
(P) Points per Game
(Q) Field Goal Percentage

WEEK 7 / THROUGH MONDAY, OCTOBER 23, 2017

NFL / OPPONENT/DEFENSE RANK

Tm	(A)	(B)	(C)	(D)	(E)	(F)	(G)	(H)	(I)	(J)	(K)	(L)	(M)	(N)	(O)	(P)	(Q)	(R)	(S)
BAL	18	13	32	23	7	13	1	14	14t	11	19t	23	6	19	7	13	26t	24	29
BUF	21	16	7	4	26	20	5	23	21	21	14t	7	29	3	4	4	28t	12	25
CIN	5	3	14	10	3	4	19	6	7	4	14t	19	9t	23	6	6t	25	23	16
CLE	9	9	6	1	15	26	23	16	10t	15	1t	20	1	29	27	24	11t	30	15
DEN	1	2	2	2	6	9	20	11	1	1	9t	32	25	31	23	9	11t	21	2
HOU	11	14	13	17	10	14	7	13	6	6	27t	31	24	27	15	25t	23	7	13
IND	31	31	26	20	31	32	11	26	27	27	27t	5	3	22	32	32	19	32	32
JAC	6	5	30	32	2	1	3	1	4t	14	6	26	30	4	24	2	21t	2	4
KC	29	29	25	28	28	27	21	20	30	17	24t	21	9t	7	2	19t	7	5	18
LAC	13	15	31	31	5	8	17	4	14t	23	5	18	27	24	11	8	21t	14	14
MIA	10	19	5	5	17	21	28	15	13	7	12	16	2	28	30	6t	2	25	27
NE	32	32	22	29	32	30	22	22	31	22	13	13	5	16	12	23	3	9	20
NYJ	25	21	28	21	20	19	8	31	26	18	7	15	19	17	16	19t	1	26	26
OAK	26	28	19	13	23	29	32	25	14t	29	19t	11	15	12	20	17t	10	16	28
PIT	2	1	15	27	1	2	9	3	3	5	9t	25	17	2	19	3	8	8	1
TEN	16	10	10	6	18	15	13	30	25	9t	23	8	31	32	31	27	28t	22	17
ARI	24	17	12	7	24	22	14	28	20	30	24t	29	16	6	28	31	28t	31	22
ATL	14	12	16	22	13	11	29	17	23	20	30	24	8	21	9	15	28t	17	8
CAR	3	7	4	8	4	10	31	2	2	9t	14t	6	20	25	26	11	15t	20	5
CHI	7	6	11	16	9	6	25	8	10t	16	27t	30	32	30	29	14	24	27	21
DAL	17	11	21	24	14	5	30	7	28	26	14t	9	18	15	21	22	15t	11	6
DET	19	22	8	9	22	25	2	18	18	8	14t	14	13	20	1	28	6	13	24
GB	22	23	27	19	16	24	15	27	24	25	32	3	23	5	14	19t	18	15	23
LAR	15	18	24	25	11	12	4	5	4t	12	22	2	12	1	5	10	4	1	11
MIN	4	4	3	3	12	7	12	10	8	2	31	4	11	9	8	5	26t	10	3
NO	23	27	20	30	21	18	6	12	19	28	1t	28	26	8	13	16	13t	6	12
NYG	27	24	23	18	27	23	27	29	22	19	8	27	21	10	17	17t	5	28	31
PHI	20	25	1	11	29	16	16	19	10t	3	11	10	14	11	3	12	20	3	10
SF	28	26	29	12	25	28	26	21	32	32	19t	1	28	26	18	30	28t	29	30
SEA	8	8	17t	26	8	3	18	24	9	13	1t	12	4	14	25	1	13t	4	7
TB	30	30	17t	15	30	31	24	32	29	31	1t	22	22	18	10	29	15t	18t	19
WAS	12	20	9	14	19	17	10	9	17	24	24t	17	7	13	22	25t	9	18t	9

(A) Total Yards per Game
(B) Yards per Play
(C) Rushing Yards per Game
(D) Rushing Yards per Attempt
(E) Passing Net Yards per Game
(F) Passing Net Yards per Play
(G) Passing, Percent Had Intercepted
(H) Sacks per Pass Play
(I) First Downs per Game
(J) Third Down Efficiency
(K) Fourth Down Efficiency
(L) Punt Return Average
(M) Kickoff Return Average
(N) Gross Punting Average
(O) Net Punting Average
(P) Points per Game
(Q) Field Goal Percentage
(R) Points per Game Differential
(S) Net Yards per Game Differential

WEEK 7 / THROUGH MONDAY, OCTOBER 23, 2017

AFC / TOTAL OFFENSE

Rank	Team	Total	Rushing	Passing	Total	Rushing	Passing
1)	New England	2875	775	2100	410.7	110.7	300.0
2)	Kansas City	2747	903	1844	392.4	129.0	263.4
3)	Jacksonville	2531	1183	1348	361.6	169.0	192.6
4)	Pittsburgh	2518	796	1722	359.7	113.7	246.0
5)	Houston	2063	826	1237	343.8	137.7	206.2
6)	Denver	2028	687	1341	338.0	114.5	223.5
7)	Los Angeles Chargers	2313	554	1759	330.4	79.1	251.3
8)	Tennessee	2285	872	1413	326.4	124.6	201.9
9)	New York Jets	2184	723	1461	312.0	103.3	208.7
10)	Oakland	2175	650	1525	310.7	92.9	217.9
11)	Cleveland	2134	646	1488	304.9	92.3	212.6
12)	Buffalo	1792	706	1086	298.7	117.7	181.0
13)	Indianapolis	2039	681	1358	291.3	97.3	194.0
14)	Cincinnati	1734	491	1243	289.0	81.8	207.2
15)	Baltimore	1943	841	1102	277.6	120.1	157.4
16)	Miami	1571	490	1081	261.8	81.7	180.2

AFC / TOTAL DEFENSE

Rank	Team	Total	Rushing	Passing	Total	Rushing	Passing
1)	Denver	1551	431	1120	258.5	71.8	186.7
2)	Pittsburgh	1811	782	1029	258.7	111.7	147.0
3)	Cincinnati	1734	668	1066	289.0	111.3	177.7
4)	Jacksonville	2102	970	1132	300.3	138.6	161.7
5)	Cleveland	2133	586	1547	304.7	83.7	221.0
6)	Miami	1849	494	1355	308.2	82.3	225.8
7)	Houston	1863	643	1220	310.5	107.2	203.3
8)	Los Angeles Chargers	2282	984	1298	326.0	140.6	185.4
9)	Tennessee	2306	701	1605	329.4	100.1	229.3
10)	Baltimore	2342	1017	1325	334.6	145.3	189.3
11)	Buffalo	2059	507	1552	343.2	84.5	258.7
12)	New York Jets	2505	886	1619	357.9	126.6	231.3
13)	Oakland	2524	797	1727	360.6	113.9	246.7
14)	Kansas City	2774	872	1902	396.3	124.6	271.7
15)	Indianapolis	2978	873	2105	425.4	124.7	300.7
16)	New England	2987	815	2172	426.7	116.4	310.3

WEEK 7 / THROUGH MONDAY, OCTOBER 23, 2017

NFL / TOTAL OFFENSE

Rank	Team	Total	Rushing	Passing	Total	Rushing	Passing
1)	New England	2875	775	2100	410.7	110.7	300.0
2)	Tampa Bay	2357	483	1874	392.8	80.5	312.3
3)	Kansas City	2747	903	1844	392.4	129.0	263.4
4)	New Orleans	2346	730	1616	391.0	121.7	269.3
5)	Philadelphia	2670	922	1748	381.4	131.7	249.7
6)	Dallas	2282	885	1397	380.3	147.5	232.8
7)	Atlanta	2235	723	1512	372.5	120.5	252.0
8)	Washington	2215	689	1526	369.2	114.8	254.3
9)	Los Angeles Rams	2584	893	1691	369.1	127.6	241.6
10)	Jacksonville	2531	1183	1348	361.6	169.0	192.6
11)	Pittsburgh	2518	796	1722	359.7	113.7	246.0
12)	Minnesota	2493	872	1621	356.1	124.6	231.6
13)	Seattle	2113	650	1463	352.2	108.3	243.8
14)	Houston	2063	826	1237	343.8	137.7	206.2
15)	Denver	2028	687	1341	338.0	114.5	223.5
16)	Arizona	2329	444	1885	332.7	63.4	269.3
17)	Los Angeles Chargers	2313	554	1759	330.4	79.1	251.3
18)	Tennessee	2285	872	1413	326.4	124.6	201.9
19)	Carolina	2234	681	1553	319.1	97.3	221.9
20)	San Francisco	2218	672	1546	316.9	96.0	220.9
21)	New York Jets	2184	723	1461	312.0	103.3	208.7
22)	Oakland	2175	650	1525	310.7	92.9	217.9
23)	Green Bay	2170	711	1459	310.0	101.6	208.4
24)	Cleveland	2134	646	1488	304.9	92.3	212.6
25)	Buffalo	1792	706	1086	298.7	117.7	181.0
26)	Detroit	1788	504	1284	298.0	84.0	214.0
27)	New York Giants	2075	583	1492	296.4	83.3	213.1
28)	Indianapolis	2039	681	1358	291.3	97.3	194.0
29)	Cincinnati	1734	491	1243	289.0	81.8	207.2
30)	Chicago	1994	884	1110	284.9	126.3	158.6
31)	Baltimore	1943	841	1102	277.6	120.1	157.4
32)	Miami	1571	490	1081	261.8	81.7	180.2

NFL / TOTAL DEFENSE

Rank	Team	Total	Rushing	Passing	Total	Rushing	Passing
1)	Denver	1551	431	1120	258.5	71.8	186.7
2)	Pittsburgh	1811	782	1029	258.7	111.7	147.0
3)	Carolina	1833	568	1265	261.9	81.1	180.7
4)	Minnesota	1981	536	1445	283.0	76.6	206.4
5)	Cincinnati	1734	668	1066	289.0	111.3	177.7
6)	Jacksonville	2102	970	1132	300.3	138.6	161.7
7)	Chicago	2109	734	1375	301.3	104.9	196.4
8)	Seattle	1827	682	1145	304.5	113.7	190.8
9)	Cleveland	2133	586	1547	304.7	83.7	221.0
10)	Miami	1849	494	1355	308.2	82.3	225.8
11)	Houston	1863	643	1220	310.5	107.2	203.3
12)	Washington	1951	567	1384	325.2	94.5	230.7
13)	Los Angeles Chargers	2282	984	1298	326.0	140.6	185.4
14)	Atlanta	1965	672	1293	327.5	112.0	215.5
15)	Los Angeles Rams	2294	862	1432	327.7	123.1	204.6
16)	Tennessee	2306	701	1605	329.4	100.1	229.3
17)	Dallas	1989	693	1296	331.5	115.5	216.0
18)	Baltimore	2342	1017	1325	334.6	145.3	189.3
19)	Detroit	2031	566	1465	338.5	94.3	244.2
20)	Philadelphia	2379	469	1910	339.9	67.0	272.9
21)	Buffalo	2059	507	1552	343.2	84.5	258.7
22)	Green Bay	2442	880	1562	348.9	125.7	223.1
23)	New Orleans	2106	685	1421	351.0	114.2	236.8
24)	Arizona	2469	741	1728	352.7	105.9	246.9
25)	New York Jets	2505	886	1619	357.9	126.6	231.3
26)	Oakland	2524	797	1727	360.6	113.9	246.7
27)	New York Giants	2656	845	1811	379.4	120.7	258.7
28)	San Francisco	2752	942	1810	393.1	134.6	258.6
29)	Kansas City	2774	872	1902	396.3	124.6	271.7
30)	Tampa Bay	2451	682	1769	408.5	113.7	294.8
31)	Indianapolis	2978	873	2105	425.4	124.7	300.7
32)	New England	2987	815	2172	426.7	116.4	310.3

WEEK 7 / THROUGH MONDAY, OCTOBER 23, 2017

AFC / TAKEAWAYS, GIVEAWAYS

		TAKEAWAYS			GIVEAWAYS			Net
Rank	**Team**	**Int**	**Fum**	**Total**	**Int**	**Fum**	**Total**	**Diff**
1)	Buffalo	9	4	13	2	1	3	= +10
2)	Jacksonville	10	6	16	5	3	8	= +8
3)	Kansas City	5	3	8	0	1	1	= +7
4t)	Baltimore	10	5	15	8	4	12	= +3
4t)	New England	5	3	8	2	3	5	= +3
6)	Los Angeles Chargers	5	4	9	5	2	7	= +2
7t)	Houston	7	3	10	5	4	9	= +1
7t)	Indianapolis	7	3	10	5	4	9	= +1
9t)	Pittsburgh	7	3	10	8	2	10	= 0
9t)	Tennessee	7	3	10	6	4	10	= 0
11t)	Miami	2	4	6	7	1	8	= -2
11t)	New York Jets	9	2	11	7	6	13	= -2
11t)	Oakland	0	5	5	5	2	7	= -2
14)	Denver	4	0	4	7	5	12	= -8
15)	Cincinnati	4	0	4	8	5	13	= -9
16)	Cleveland	4	4	8	17	2	19	= -11
	Totals	**95**	**52**	**147**	**97**	**49**	**146**	**= +1**

NFC / TAKEAWAYS, GIVEAWAYS

		TAKEAWAYS			GIVEAWAYS			Net
Rank	**Team**	**Int**	**Fum**	**Total**	**Int**	**Fum**	**Total**	**Diff**
1)	Detroit	9	5	14	4	4	8	= +6
2)	New Orleans	8	2	10	4	1	5	= +5
3t)	Green Bay	6	7	13	7	2	9	= +4
3t)	Philadelphia	7	5	12	4	4	8	= +4
3t)	Seattle	5	5	10	4	2	6	= +4
6)	Minnesota	7	1	8	2	5	7	= +1
7t)	Dallas	2	5	7	4	3	7	= 0
7t)	Los Angeles Rams	9	3	12	4	8	12	= 0
7t)	New York Giants	3	4	7	5	2	7	= 0
7t)	Tampa Bay	4	5	9	6	3	9	= 0
11)	Washington	6	3	9	3	7	10	= -1
12)	San Francisco	4	4	8	5	5	10	= -2
13t)	Arizona	7	0	7	8	3	11	= -4
13t)	Atlanta	2	1	3	6	1	7	= -4
15)	Chicago	4	5	9	6	8	14	= -5
16)	Carolina	1	3	4	10	3	13	= -9
	Totals	**84**	**58**	**142**	**82**	**61**	**143**	**= -1**

NFL / TAKEAWAYS, GIVEAWAYS

		TAKEAWAYS			GIVEAWAYS			Net
Rank	**Team**	**Int**	**Fum**	**Total**	**Int**	**Fum**	**Total**	**Diff**
1)	Buffalo	9	4	13	2	1	3	= +10
2)	Jacksonville	10	6	16	5	3	8	= +8
3)	Kansas City	5	3	8	0	1	1	= +7
4)	Detroit	9	5	14	4	4	8	= +6
5)	New Orleans	8	2	10	4	1	5	= +5
6t)	Green Bay	6	7	13	7	2	9	= +4
6t)	Philadelphia	7	5	12	4	4	8	= +4
6t)	Seattle	5	5	10	4	2	6	= +4
9t)	Baltimore	10	5	15	8	4	12	= +3
9t)	New England	5	3	8	2	3	5	= +3
11)	Los Angeles Chargers	5	4	9	5	2	7	= +2
12t)	Houston	7	3	10	5	4	9	= +1
12t)	Indianapolis	7	3	10	5	4	9	= +1
12t)	Minnesota	7	1	8	2	5	7	= +1
15t)	Pittsburgh	7	3	10	8	2	10	= 0
15t)	Tennessee	7	3	10	6	4	10	= 0
15t)	Dallas	2	5	7	4	3	7	= 0
15t)	Los Angeles Rams	9	3	12	4	8	12	= 0
15t)	New York Giants	3	4	7	5	2	7	= 0
15t)	Tampa Bay	4	5	9	6	3	9	= 0
21)	Washington	6	3	9	3	7	10	= -1
22t)	Miami	2	4	6	7	1	8	= -2
22t)	New York Jets	9	2	11	7	6	13	= -2
22t)	Oakland	0	5	5	5	2	7	= -2
22t)	San Francisco	4	4	8	5	5	10	= -2
26t)	Arizona	7	0	7	8	3	11	= -4
26t)	Atlanta	2	1	3	6	1	7	= -4
28)	Chicago	4	5	9	6	8	14	= -5
29)	Denver	4	0	4	7	5	12	= -8
30t)	Cincinnati	4	0	4	8	5	13	= -9
30t)	Carolina	1	3	4	10	3	13	= -9
32)	Cleveland	4	4	8	17	2	19	= -11
	Totals	**179**	**110**	**289**	**179**	**110**	**289**	**= 0**

WEEK 7 / THROUGH MONDAY, OCTOBER 23, 2017

AFC / TEAM/OFFENSE INSIDE THE 20

Rank	Team	Poss	Pts	TD	TD%	FG	Score	Score%
1)	Houston	20	106	13	65.0	5	18	90.0
2t)	Jacksonville	20	103	12	60.0	7	19	95.0
2t)	Oakland	15	78	9	60.0	5	14	93.3
4)	Miami	12	59	7	58.3	4	11	91.7
5t)	Kansas City	21	107	12	57.1	8	20	95.2
5t)	New York Jets	14	67	8	57.1	4	12	85.7
7)	Los Angeles Chargers	20	92	11	55.0	5	16	80.0
8)	New England	30	144	16	53.3	11	27	90.0
9)	Buffalo	17	81	9	52.9	6	15	88.2
10t)	Baltimore	19	86	9	47.4	8	17	89.5
10t)	Indianapolis	19	82	9	47.4	7	16	84.2
12t)	Cincinnati	17	71	8	47.1	5	13	76.5
12t)	Cleveland	17	63	8	47.1	2	10	58.8
14)	Denver	21	84	9	42.9	7	16	76.2
15)	Pittsburgh	26	115	11	42.3	13	24	92.3
16)	Tennessee	17	76	7	41.2	9	16	94.1

AFC / OPPONENTS/DEFENSE INSIDE THE 20

Rank	Team	Poss	Pts	TD	TD%	FG	Score	Score%
1)	Cincinnati	20	82	7	35.0	11	18	90.0
2)	Oakland	22	92	8	36.4	12	20	90.9
3)	Los Angeles Chargers	16	60	6	37.5	6	12	75.0
4)	Baltimore	21	82	8	38.1	9	17	81.0
5)	Buffalo	18	75	7	38.9	9	16	88.9
6)	Jacksonville	15	60	6	40.0	6	12	80.0
7)	New England	25	105	13	52.0	5	18	72.0
8)	Houston	17	79	9	52.9	6	15	88.2
9)	Kansas City	24	115	13	54.2	8	21	87.5
10)	Indianapolis	23	112	13	56.5	7	20	87.0
11)	Denver	12	55	7	58.3	2	9	75.0
12)	New York Jets	21	102	13	61.9	4	17	81.0
13t)	Pittsburgh	16	80	10	62.5	4	14	87.5
13t)	Tennessee	24	120	15	62.5	6	21	87.5
15)	Miami	14	76	10	71.4	2	12	85.7
16)	Cleveland	18	108	14	77.8	3	17	94.4

WEEK 7 / THROUGH MONDAY, OCTOBER 23, 2017

NFL / TEAM/OFFENSE INSIDE THE 20

Rank	Team	Poss	Pts	TD	TD%	FG	Score	Score%
1)	Green Bay	23	132	17	73.9	5	22	95.7
2)	Dallas	24	122	16	66.7	4	20	83.3
3)	Philadelphia	23	123	15	65.2	6	21	91.3
4)	Houston	20	106	13	65.0	5	18	90.0
5t)	Detroit	15	73	9	60.0	4	13	86.7
5t)	Jacksonville	20	103	12	60.0	7	19	95.0
5t)	Oakland	15	78	9	60.0	5	14	93.3
8)	Miami	12	59	7	58.3	4	11	91.7
9t)	Chicago	14	64	8	57.1	3	11	78.6
9t)	Kansas City	21	107	12	57.1	8	20	95.2
9t)	New Orleans	21	108	12	57.1	8	20	95.2
9t)	New York Jets	14	67	8	57.1	4	12	85.7
9t)	Tampa Bay	21	95	12	57.1	5	17	81.0
14)	Los Angeles Chargers	20	92	11	55.0	5	16	80.0
15t)	New England	30	144	16	53.3	11	27	90.0
15t)	New York Giants	15	70	8	53.3	5	13	86.7
17)	Buffalo	17	81	9	52.9	6	15	88.2
18t)	Atlanta	19	82	10	52.6	4	14	73.7
18t)	Washington	19	90	10	52.6	7	17	89.5
20)	San Francisco	20	92	10	50.0	8	18	90.0
21)	Los Angeles Rams	31	141	15	48.4	12	27	87.1
22t)	Baltimore	19	86	9	47.4	8	17	89.5
22t)	Indianapolis	19	82	9	47.4	7	16	84.2
24t)	Cincinnati	17	71	8	47.1	5	13	76.5
24t)	Cleveland	17	63	8	47.1	2	10	58.8
24t)	Seattle	17	70	8	47.1	5	13	76.5
27)	Minnesota	23	101	10	43.5	11	21	91.3
28t)	Carolina	21	92	9	42.9	10	19	90.5
28t)	Denver	21	84	9	42.9	7	16	76.2
30)	Pittsburgh	26	115	11	42.3	13	24	92.3
31)	Tennessee	17	76	7	41.2	9	16	94.1
32)	Arizona	22	82	9	40.9	7	16	72.7

NFL / OPPONENTS/DEFENSE INSIDE THE 20

Rank	Team	Poss	Pts	TD	TD%	FG	Score	Score%
1)	Seattle	14	48	4	28.6	7	11	78.6
2)	Cincinnati	20	82	7	35.0	11	18	90.0
3)	Oakland	22	92	8	36.4	12	20	90.9
4)	Los Angeles Chargers	16	60	6	37.5	6	12	75.0
5)	Baltimore	21	82	8	38.1	9	17	81.0
6)	Buffalo	18	75	7	38.9	9	16	88.9
7)	Jacksonville	15	60	6	40.0	6	12	80.0
8)	Minnesota	17	77	7	41.2	9	16	94.1
9)	Chicago	24	107	11	45.8	10	21	87.5
10)	New Orleans	19	79	9	47.4	6	15	78.9
11)	New York Giants	24	107	12	50.0	8	20	83.3
12)	San Francisco	31	137	16	51.6	10	26	83.9
13)	New England	25	105	13	52.0	5	18	72.0
14)	Atlanta	19	88	10	52.6	6	16	84.2
15)	Houston	17	79	9	52.9	6	15	88.2
16)	Kansas City	24	115	13	54.2	8	21	87.5
17t)	Dallas	20	93	11	55.0	6	17	85.0
17t)	Philadelphia	20	95	11	55.0	6	17	85.0
19)	Tampa Bay	25	121	14	56.0	8	22	88.0
20)	Indianapolis	23	112	13	56.5	7	20	87.0
21)	Los Angeles Rams	21	99	12	57.1	6	18	85.7
22)	Denver	12	55	7	58.3	2	9	75.0
23)	Arizona	25	126	15	60.0	9	24	96.0
24)	Detroit	18	88	11	61.1	4	15	83.3
25)	New York Jets	21	102	13	61.9	4	17	81.0
26t)	Pittsburgh	16	80	10	62.5	4	14	87.5
26t)	Tennessee	24	120	15	62.5	6	21	87.5
28)	Carolina	14	76	9	64.3	4	13	92.9
29)	Washington	17	94	11	64.7	6	17	100.0
30)	Miami	14	76	10	71.4	2	12	85.7
31)	Green Bay	19	113	14	73.7	5	19	100.0
32)	Cleveland	18	108	14	77.8	3	17	94.4

WEEK 7 / THROUGH MONDAY, OCTOBER 23, 2017

AFC / OFFENSE/TEAMS: FIRST DOWNS, THIRD DOWNS, FOURTH DOWNS

		FIRST DOWNS				THIRD DOWNS			FOURTH DOWNS		
Rank	**Team**	**Total**	**Rush**	**Pass**	**Pen**	**Made**	**Att**	**Pct**	**Made**	**Att**	**Pct**
1)	New England	170	44	105	21	42	92	45.7	2	4	50.0
2)	Houston	131	37	74	20	29	76	38.2	2	3	66.7
3)	Kansas City	147	38	97	12	41	90	45.6	0	3	0.0
4)	Pittsburgh	144	48	82	14	32	89	36.0	1	3	33.3
5)	Jacksonville	140	50	73	17	34	93	36.6	4	5	80.0
6t)	Cleveland	138	37	77	24	27	94	28.7	6	10	60.0
6t)	Los Angeles Chargers	138	28	91	19	32	87	36.8	2	5	40.0
8)	Denver	117	37	68	12	36	91	39.6	0	6	0.0
9)	Tennessee	127	40	72	15	32	92	34.8	1	2	50.0
10)	Oakland	123	30	80	13	33	84	39.3	3	9	33.3
11)	Miami	105	24	65	16	22	73	30.1	2	8	25.0
12)	Baltimore	122	45	66	11	34	97	35.1	2	5	40.0
13)	Buffalo	104	37	61	6	40	93	43.0	0	2	0.0
14)	Indianapolis	118	38	69	11	37	99	37.4	0	5	0.0
15)	Cincinnati	101	27	63	11	27	77	35.1	2	5	40.0
16)	New York Jets	115	29	75	11	38	96	39.6	3	5	60.0
	Totals	**2040**	**589**	**1218**	**233**	**536**	**1423**	**37.7**	**30**	**80**	**37.5**

AFC / DEFENSE/OPPONENTS: FIRST DOWNS, THIRD DOWNS, FOURTH DOWNS

		FIRST DOWNS				THIRD DOWNS			FOURTH DOWNS		
Rank	**Team**	**Total**	**Rush**	**Pass**	**Pen**	**Made**	**Att**	**Pct**	**Made**	**Att**	**Pct**
1)	Denver	86	15	61	10	21	80	26.3	3	11	27.3
2)	Pittsburgh	108	38	61	9	29	86	33.7	3	11	27.3
3)	Jacksonville	122	43	69	10	36	96	37.5	1	6	16.7
4)	Houston	106	27	66	13	27	78	34.6	2	3	66.7
5)	Cincinnati	107	33	56	18	30	89	33.7	2	5	40.0
6)	Cleveland	129	32	83	14	37	94	39.4	0	1	0.0
7)	Miami	111	23	76	12	24	69	34.8	1	3	33.3
8t)	Baltimore	130	48	67	15	34	96	35.4	3	6	50.0
8t)	Los Angeles Chargers	130	51	68	11	40	97	41.2	1	7	14.3
8t)	Oakland	130	39	86	5	47	100	47.0	1	2	50.0
11)	Buffalo	121	33	76	12	34	83	41.0	2	5	40.0
12)	Tennessee	148	35	103	10	31	88	35.2	4	7	57.1
13)	New York Jets	150	43	82	25	39	96	40.6	1	5	20.0
14)	Indianapolis	154	39	99	16	44	98	44.9	4	6	66.7
15)	Kansas City	166	47	98	21	35	88	39.8	3	5	60.0
16)	New England	167	46	108	13	35	85	41.2	3	8	37.5
	Totals	**2065**	**592**	**1259**	**214**	**543**	**1423**	**38.2**	**34**	**91**	**37.4**

WEEK 7 / THROUGH MONDAY, OCTOBER 23, 2017

NFL / OFFENSE/TEAMS: FIRST DOWNS, THIRD DOWNS, FOURTH DOWNS

		FIRST DOWNS				THIRD DOWNS			FOURTH DOWNS		
Rank	Team	Total	Rush	Pass	Pen	Made	Att	Pct	Made	Att	Pct
1)	New England	170	44	105	21	42	92	45.7	2	4	50.0
2)	Tampa Bay	136	24	102	10	29	70	41.4	2	4	50.0
3)	Philadelphia	153	49	88	16	50	99	50.5	4	5	80.0
4)	Houston	131	37	74	20	29	76	38.2	2	3	66.7
5t)	Atlanta	128	43	78	7	27	64	42.2	2	6	33.3
5t)	Dallas	128	49	70	9	34	75	45.3	6	11	54.5
7t)	Kansas City	147	38	97	12	41	90	45.6	0	3	0.0
7t)	New Orleans	126	37	82	7	30	75	40.0	4	6	66.7
9t)	Pittsburgh	144	48	82	14	32	89	36.0	1	3	33.3
9t)	Carolina	144	50	82	12	44	99	44.4	1	4	25.0
9t)	Green Bay	144	40	86	18	39	92	42.4	7	8	87.5
9t)	Los Angeles Rams	144	45	85	14	48	98	49.0	1	2	50.0
13t)	Jacksonville	140	50	73	17	34	93	36.6	4	5	80.0
13t)	Seattle	120	32	79	9	39	90	43.3	3	5	60.0
15t)	Cleveland	138	37	77	24	27	94	28.7	6	10	60.0
15t)	Los Angeles Chargers	138	28	91	19	32	87	36.8	2	5	40.0
17)	Arizona	137	22	96	19	36	99	36.4	4	9	44.4
18)	Denver	117	37	68	12	36	91	39.6	0	6	0.0
19)	San Francisco	136	39	85	12	34	104	32.7	7	14	50.0
20)	Minnesota	135	38	81	16	41	94	43.6	0	5	0.0
21)	Washington	114	27	81	6	30	76	39.5	1	3	33.3
22)	Tennessee	127	40	72	15	32	92	34.8	1	2	50.0
23)	Detroit	108	22	76	10	35	88	39.8	0	4	0.0
24)	Oakland	123	30	80	13	33	84	39.3	3	9	33.3
25)	Miami	105	24	65	16	22	73	30.1	2	8	25.0
26)	Baltimore	122	45	66	11	34	97	35.1	2	5	40.0
27)	Buffalo	104	37	61	6	40	93	43.0	0	2	0.0
28)	Indianapolis	118	38	69	11	37	99	37.4	0	5	0.0
29)	Cincinnati	101	27	63	11	27	77	35.1	2	5	40.0
30t)	Chicago	116	45	56	15	31	91	34.1	4	7	57.1
30t)	New York Giants	116	24	80	12	30	92	32.6	1	8	12.5
32)	New York Jets	115	29	75	11	38	96	39.6	3	5	60.0
	Totals	**4125**	**1175**	**2525**	**425**	**1113**	**2829**	**39.3**	**77**	**181**	**42.5**

NFL / DEFENSE/OPPONENTS: FIRST DOWNS, THIRD DOWNS, FOURTH DOWNS

		FIRST DOWNS				THIRD DOWNS			FOURTH DOWNS		
Rank	Team	Total	Rush	Pass	Pen	Made	Att	Pct	Made	Att	Pct
1)	Denver	86	15	61	10	21	80	26.3	3	11	27.3
2)	Carolina	107	29	72	6	31	88	35.2	4	10	40.0
3)	Pittsburgh	108	38	61	9	29	86	33.7	3	11	27.3
4t)	Jacksonville	122	43	69	10	36	96	37.5	1	6	16.7
4t)	Los Angeles Rams	122	36	76	10	36	99	36.4	5	9	55.6
6)	Houston	106	27	66	13	27	78	34.6	2	3	66.7
7)	Cincinnati	107	33	56	18	30	89	33.7	2	5	40.0
8)	Minnesota	126	25	87	14	24	88	27.3	4	5	80.0
9)	Seattle	109	28	60	21	31	83	37.3	0	2	0.0
10t)	Cleveland	129	32	83	14	37	94	39.4	0	1	0.0
10t)	Chicago	129	38	76	15	39	99	39.4	2	3	66.7
10t)	Philadelphia	129	24	92	13	28	85	32.9	3	10	30.0
13)	Miami	111	23	76	12	24	69	34.8	1	3	33.3
14t)	Baltimore	130	48	67	15	34	96	35.4	3	6	50.0
14t)	Los Angeles Chargers	130	51	68	11	40	97	41.2	1	7	14.3
14t)	Oakland	130	39	86	5	47	100	47.0	1	2	50.0
17)	Washington	113	29	69	15	33	79	41.8	3	5	60.0
18)	Detroit	114	31	73	10	26	74	35.1	2	5	40.0
19)	New Orleans	115	37	65	13	36	77	46.8	0	2	0.0
20)	Arizona	140	40	88	12	52	109	47.7	3	5	60.0
21)	Buffalo	121	33	76	12	34	83	41.0	2	5	40.0
22)	New York Giants	145	48	86	11	42	103	40.8	2	8	25.0
23)	Atlanta	125	36	75	14	31	76	40.8	6	8	75.0
24)	Green Bay	147	47	88	12	36	86	41.9	6	7	85.7
25)	Tennessee	148	35	103	10	31	88	35.2	4	7	57.1
26)	New York Jets	150	43	82	25	39	96	40.6	1	5	20.0
27)	Indianapolis	154	39	99	16	44	98	44.9	4	6	66.7
28)	Dallas	133	42	76	15	35	78	44.9	2	5	40.0
29)	Tampa Bay	137	34	91	12	40	81	49.4	0	4	0.0
30)	Kansas City	166	47	98	21	35	88	39.8	3	5	60.0
31)	New England	167	46	108	13	35	85	41.2	3	8	37.5
32)	San Francisco	169	59	92	18	50	101	49.5	1	2	50.0
	Totals	**4125**	**1175**	**2525**	**425**	**1113**	**2829**	**39.3**	**77**	**181**	**42.5**

WEEK 7 / THROUGH MONDAY, OCTOBER 23, 2017

AFC / FIRST-DOWN PLAYS BY TEAMS

Rank	Team	Yds/Play	Plays	Yards
1)	Kansas City	7.10	194	1377
2)	New England	6.50	219	1424
3)	Tennessee	6.08	193	1173
4)	Cincinnati	5.93	160	948
5)	Jacksonville	5.73	202	1158
6)	New York Jets	5.52	178	982
7)	Oakland	5.50	175	963
8)	Pittsburgh	5.11	209	1068
9)	Houston	4.98	178	887
10)	Los Angeles Chargers	4.80	191	917
11)	Denver	4.72	174	821
12)	Miami	4.70	162	761
13)	Buffalo	4.69	157	737
14)	Indianapolis	4.69	189	887
15)	Cleveland	4.46	201	896
16)	Baltimore	4.25	191	812
	TOTAL	**5.32**	**2973**	**15811**

AFC / FIRST-DOWN PLAYS BY OPPONENTS

Rank	Team	Yds/Play	Plays	Yards
1)	Pittsburgh	3.77	171	645
2)	Cleveland	4.47	192	858
3)	Baltimore	4.49	198	889
4)	Cincinnati	4.54	160	727
5)	Denver	5.00	145	725
6)	Miami	5.15	158	814
7)	Oakland	5.23	185	968
8)	Los Angeles Chargers	5.43	191	1037
9)	Buffalo	5.45	176	959
10)	Jacksonville	5.46	196	1070
11)	Tennessee	5.46	211	1152
12)	New York Jets	5.52	207	1143
13)	Kansas City	5.99	216	1294
14)	Houston	6.37	161	1025
15)	Indianapolis	6.77	209	1415
16)	New England	7.57	217	1643
	TOTAL	**5.47**	**2993**	**16364**

WEEK 7 / THROUGH MONDAY, OCTOBER 23, 2017

NFL / FIRST-DOWN PLAYS BY TEAMS

Rank	Team	Yds/Play	Plays	Yards
1)	Kansas City	7.10	194	1377
2)	Tampa Bay	6.58	183	1205
3)	New England	6.50	219	1424
4)	San Francisco	6.27	201	1261
5)	Atlanta	6.27	173	1085
6)	Los Angeles Rams	6.18	201	1243
7)	Tennessee	6.08	193	1173
8)	Dallas	6.06	173	1048
9)	Cincinnati	5.93	160	948
10)	New Orleans	5.83	171	997
11)	Jacksonville	5.73	202	1158
12)	Seattle	5.69	175	996
13)	New York Jets	5.52	178	982
14)	Oakland	5.50	175	963
15)	Arizona	5.36	203	1088
16)	Washington	5.32	167	888
17)	Green Bay	5.25	191	1003
18)	Philadelphia	5.23	211	1104
19)	Pittsburgh	5.11	209	1068
20)	Houston	4.98	178	887
21)	New York Giants	4.88	185	902
22)	Carolina	4.82	206	992
23)	Los Angeles Chargers	4.80	191	917
24)	Minnesota	4.76	192	914
25)	Denver	4.72	174	821
26)	Miami	4.70	162	761
27)	Buffalo	4.69	157	737
28)	Indianapolis	4.69	189	887
29)	Chicago	4.53	180	815
30)	Cleveland	4.46	201	896
31)	Baltimore	4.25	191	812
32)	Detroit	3.56	167	594
	TOTAL	**5.37**	**5952**	**31946**

NFL / FIRST-DOWN PLAYS BY OPPONENTS

Rank	Team	Yds/Play	Plays	Yards
1)	Pittsburgh	3.77	171	645
2)	Cleveland	4.47	192	858
3)	Baltimore	4.49	198	889
4)	Cincinnati	4.54	160	727
5)	Chicago	4.57	191	873
6)	Atlanta	4.74	171	811
7)	Philadelphia	4.78	190	908
8)	Dallas	4.78	174	832
9)	Seattle	4.81	163	784
10)	Denver	5.00	145	725
11)	Detroit	5.03	173	870
12)	Arizona	5.06	204	1032
13)	Carolina	5.09	164	834
14)	Miami	5.15	158	814
15)	Oakland	5.23	185	968
16)	New Orleans	5.27	164	865
17)	New York Giants	5.29	206	1090
18)	Los Angeles Chargers	5.43	191	1037
19)	Buffalo	5.45	176	959
20)	Jacksonville	5.46	196	1070
21)	Tennessee	5.46	211	1152
22)	Washington	5.50	167	919
23)	New York Jets	5.52	207	1143
24)	Green Bay	5.53	199	1101
25)	San Francisco	5.72	231	1322
26)	Minnesota	5.79	192	1112
27)	Los Angeles Rams	5.88	188	1106
28)	Kansas City	5.99	216	1294
29)	Tampa Bay	6.17	182	1123
30)	Houston	6.37	161	1025
31)	Indianapolis	6.77	209	1415
32)	New England	7.57	217	1643
	TOTAL	**5.37**	**5952**	**31946**

WEEK 7 / THROUGH MONDAY, OCTOBER 23, 2017

AFC / KICKOFFS (Receiving Team)

Rank	Team	TotKO	AdjKO	TB	TB%	EZ	EZ%	OB	I20	Avg.Start
1)	Baltimore	36	36	21	58.3	28	77.8	1	2	27.6
2)	Oakland	38	36	23	63.9	31	81.6	0	5	26.2
3)	Denver	28	27	16	59.3	24	85.7	0	4	25.7
4)	Indianapolis	50	48	32	66.7	43	86.0	0	4	25.0
5)	Buffalo	28	28	19	67.9	24	85.7	0	0	24.6
6)	Houston	35	33	23	69.7	30	85.7	0	3	24.5
7)	Cincinnati	29	29	18	62.1	23	79.3	0	4	24.4
8)	Tennessee	40	38	27	71.1	34	85.0	0	4	24.4
9)	New York Jets	32	31	19	61.3	25	78.1	0	5	24.2
10)	Pittsburgh	27	26	16	61.5	19	70.4	0	3	24.2
11)	Kansas City	32	30	13	43.3	25	78.1	0	8	24.1
12)	New England	35	32	23	71.9	26	74.3	0	4	23.9
13)	Cleveland	35	34	26	76.5	31	88.6	0	3	23.9
14)	Jacksonville	28	27	21	77.8	25	89.3	0	4	23.8
15)	Miami	25	25	13	52.0	21	84.0	0	5	23.2
16)	Los Angeles Char	31	31	21	67.7	25	80.6	0	4	22.2
	Totals	**529**	**511**	**331**	**64.8**	**434**	**84.9**	**1**	**62**	**24.6**

AFC / KICKOFFS (Kicking Team)

Rank	Team	TotKO	AdjKO	TB	TB%	EZ	EZ%	OB	I20	Avg.Start
1)	Miami	23	23	12	52.2	17	73.9	0	6	21.3
2)	New York Jets	32	31	22	71.0	30	93.8	0	6	23.1
3)	New England	42	42	17	40.5	27	64.3	0	9	23.5
4)	Kansas City	46	45	33	73.3	40	87.0	0	5	23.8
5)	Baltimore	33	32	20	62.5	23	69.7	0	5	23.9
6)	Indianapolis	31	31	20	64.5	25	80.6	0	6	24.2
7)	Cleveland	26	22	16	72.7	17	65.4	0	3	24.3
8)	Pittsburgh	37	36	21	58.3	29	78.4	0	5	24.5
9)	Cincinnati	24	23	15	65.2	17	70.8	1	1	24.7
10)	Oakland	32	32	25	78.1	28	87.5	0	3	24.8
11)	Houston	36	35	26	74.3	32	88.9	0	3	25.1
12)	Tennessee	39	38	24	63.2	35	89.7	0	3	25.7
13)	Buffalo	31	30	19	63.3	26	83.9	0	3	25.8
14)	Denver	26	25	19	76.0	21	80.8	0	1	26.0
15)	Jacksonville	41	40	29	72.5	34	82.9	1	3	26.9
16)	Los Angeles Char	28	27	10	37.0	20	71.4	0	4	27.4
	Totals	**527**	**512**	**328**	**64.1**	**421**	**82.2**	**2**	**66**	**24.7**

Note: Average team drive start DOES NOT include onside kicks or kickoffs at the end of a half unless either kickoff is returned for a touchdown. All other kickoffs (returned kickoffs, fair catches, touchback and kickoffs out of bounds) are included. Kickoffs resulting in the kicking team retaining possession are not included.

ADJ KO: Adjusted kickoffs are used to compute the Avg. Team Drive Start.

I20: The number of drives that start inside (not including) the 20 yd line.

WEEK 7 / THROUGH MONDAY, OCTOBER 23, 2017

NFL / KICKOFFS (Receiving Team)

Rank	Team	TotKO	AdjKO	TB	TB%	EZ	EZ%	OB	I20	Avg.Start
1)	Los Angeles Rams	33	31	14	45.2	23	69.7	1	4	28.9
2)	Baltimore	36	36	21	58.3	28	77.8	1	2	27.6
3)	Oakland	38	36	23	63.9	31	81.6	0	5	26.2
4)	New Orleans	30	28	16	57.1	21	70.0	0	3	25.7
5)	Denver	28	27	16	59.3	24	85.7	0	4	25.7
6)	Philadelphia	32	31	24	77.4	27	84.4	0	2	25.4
7)	Detroit	32	31	21	67.7	26	81.3	3	5	25.1
8)	Indianapolis	50	48	32	66.7	43	86.0	0	4	25.0
9)	Tampa Bay	34	34	28	82.4	30	88.2	0	2	24.8
10)	Chicago	38	38	19	50.0	25	65.8	0	4	24.7
11)	Buffalo	28	28	19	67.9	24	85.7	0	0	24.6
12)	Houston	35	33	23	69.7	30	85.7	0	3	24.5
13)	Green Bay	36	36	29	80.6	33	91.7	1	4	24.5
14)	Washington	31	30	24	80.0	27	87.1	0	4	24.4
15)	Cincinnati	29	29	18	62.1	23	79.3	0	4	24.4
16)	Tennessee	40	38	27	71.1	34	85.0	0	4	24.4
17)	Seattle	24	24	15	62.5	21	87.5	0	4	24.4
18)	Carolina	31	31	19	61.3	22	71.0	0	3	24.3
19)	New York Jets	32	31	19	61.3	25	78.1	0	5	24.2
20)	Pittsburgh	27	26	16	61.5	19	70.4	0	3	24.2
21)	New York Giants	36	34	23	67.6	29	80.6	0	4	24.1
22)	Kansas City	32	30	13	43.3	25	78.1	0	8	24.1
23)	Dallas	32	32	24	75.0	28	87.5	0	3	24.1
24)	New England	35	32	23	71.9	26	74.3	0	4	23.9
25)	Cleveland	35	34	26	76.5	31	88.6	0	3	23.9
26)	San Francisco	42	42	24	57.1	30	71.4	1	6	23.8
27)	Jacksonville	28	27	21	77.8	25	89.3	0	4	23.8
28)	Minnesota	31	30	16	53.3	27	87.1	0	8	23.5
29)	Arizona	41	39	26	66.7	35	85.4	0	5	23.3
30)	Atlanta	33	33	18	54.5	25	75.8	0	10	23.3
31)	Miami	25	25	13	52.0	21	84.0	0	5	23.2
32)	Los Angeles Char	31	31	21	67.7	25	80.6	0	4	22.2
	Totals	**1065**	**1035**	**671**	**64.8**	**863**	**83.4**	**7**	**133**	**24.6**

Note: Average opponent drive start DOES NOT include onside kicks or kickoffs at the end of a half unless either kickoff is returned for a touchdown. All other kickoffs (returned kickoffs, fair catches, touchback and kickoffs out of bounds) are included. Kickoffs resulting in the kicking team retaining possession are not included.

ADJ KO: Adjusted kickoffs are used to compute the Avg. Team Drive Start.

I20: The number of drives that start inside (not including) the 20 yd line.

WEEK 7 / THROUGH MONDAY, OCTOBER 23, 2017

NFL / KICKOFFS (Kicking Team)

Rank	Team	TotKO	AdjKO	TB	TB%	EZ	EZ%	OB	I20	Avg.Start
1)	Miami	23	23	12	52.2	17	73.9	0	6	21.3
2)	New York Jets	32	31	22	71.0	30	93.8	0	6	23.1
3)	Arizona	30	29	18	62.1	26	86.7	1	4	23.1
4)	Tampa Bay	30	27	20	74.1	26	86.7	0	3	23.4
5)	New England	42	42	17	40.5	27	64.3	0	9	23.5
6)	Kansas City	46	45	33	73.3	40	87.0	0	5	23.8
7)	Atlanta	30	29	20	69.0	25	83.3	0	3	23.8
8)	Washington	32	31	23	74.2	27	84.4	0	3	23.8
9)	Dallas	34	34	20	58.8	28	82.4	0	8	23.9
10)	Baltimore	33	32	20	62.5	23	69.7	0	5	23.9
11)	Philadelphia	43	42	25	59.5	33	76.7	0	7	24.1
12)	Indianapolis	31	31	20	64.5	25	80.6	0	6	24.2
13)	Cleveland	26	22	16	72.7	17	65.4	0	3	24.3
14)	San Francisco	34	31	26	83.9	31	91.2	0	2	24.5
15)	Pittsburgh	37	36	21	58.3	29	78.4	0	5	24.5
16)	New Orleans	36	34	22	64.7	30	83.3	1	6	24.5
17)	Detroit	34	33	20	60.6	26	76.5	0	4	24.5
18)	Seattle	30	29	15	51.7	21	70.0	1	4	24.6
19)	New York Giants	27	27	12	44.4	19	70.4	1	6	24.6
20)	Cincinnati	24	23	15	65.2	17	70.8	1	1	24.7
21)	Minnesota	39	38	19	50.0	28	71.8	0	6	24.7
22)	Oakland	32	32	25	78.1	28	87.5	0	3	24.8
23)	Los Angeles Rams	47	47	36	76.6	42	89.4	1	4	24.9
24)	Green Bay	35	35	23	65.7	28	80.0	0	3	24.9
25)	Houston	36	35	26	74.3	32	88.9	0	3	25.1
26)	Carolina	33	33	31	93.9	32	97.0	0	0	25.1
27)	Tennessee	39	38	24	63.2	35	89.7	0	3	25.7
28)	Buffalo	31	30	19	63.3	26	83.9	0	3	25.8
29)	Denver	26	25	19	76.0	21	80.8	0	1	26.0
30)	Jacksonville	41	40	29	72.5	34	82.9	1	3	26.9
31)	Chicago	24	24	13	54.2	20	83.3	0	4	27.3
32)	Los Angeles Char	28	27	10	37.0	20	71.4	0	4	27.4
	Totals	**1065**	**1035**	**671**	**64.8**	**863**	**83.4**	**7**	**133**	**24.6**

Note: Average team drive start DOES NOT include onside kicks or kickoffs at the end of a half unless either kickoff is returned for a touchdown. All other kickoffs (returned kickoffs, fair catches, touchback and kickoffs out of bounds) are included. Kickoffs resulting in the kicking team retaining possession are not included.

ADJ KO: Adjusted kickoffs are used to compute the Avg. Team Drive Start.

I20: The number of drives that start inside (not including) the 20 yd line.

WEEK 7 / THROUGH MONDAY, OCTOBER 23, 2017

AFC / SINGLE-GAME HIGHS / PLAYERS

Most Points-- 18, (7 times in Non-Overtime Games)
Passing Yards-- 447, Brady, N.E. at N.O., 9/17, (30-39, 447, 3 td, 0 int)
Longest Pass-- 78, A. Smith, K.C. at N.E., 9/7, (to Hunt, Kareem, td)
Passing Touchdowns-- 5, Brady, N.E. vs. Hou., 9/24, (25-35, 378, 5 td, 0 int)
Passing Touchdowns-- 5, Watson, Hou. vs. K.C., 10/8, (16-31, 261, 5 td, 0 int)
Rushing Yards-- 181, Fournette, Jax at Pitt., 10/8, (28-181, 2 td)
Rushing Attempts-- 35, Bell, Pitt. at Balt., 10/1, (35-144, 2 td)
Rushing Attempts-- 35, Bell, Pitt. vs. Cin., 10/22, (35-134, 0 td)
Longest Rush-- 90, Fournette, Jax at Pitt., 10/8, td
Receptions-- 13, Landry, Miami at LA-C, 9/17, (13-78, 0 td)
Receiving Yards-- 210, Cooper, Oak. vs. K.C., 10/19, (11-210, 2 td)
Kickoff Return Yards-- 191, Rainey, Balt. vs. Chi., 10/15 (OT), (5-191, 1 td)
Kickoff Return Yards-- 157, Bray, Ind. at Tenn., 10/16, (5-157, 0 td)
Kickoff Returns-- 5, Rainey, Balt. vs. Chi., 10/15 (OT), (5-191, 1 td)
Kickoff Returns-- 5, (3 times in Non-Overtime Games)
Longest Kickoff Return-- 96, Rainey, Balt. vs. Chi., 10/15 (OT), td
Longest Kickoff Return-- 61, Langley, Denv. at LA-C, 10/22
Punt Return Yards-- 132, Campanaro, Balt. vs. Chi., 10/15 (OT), (5-132, 1 fc, 1 td)
Punt Return Yards-- 88, Benjamin, LA-C vs. Denv., 10/22, (3-88, 5 fc, 1 td)
Punt Returns-- 6, Peppers, Clev. at Hou., 10/15, (6-43, 0 fc, 0 td)
Longest Punt Return-- 82, Hill, K.C. at Hou., 10/8, td
Interceptions-- 3, Byard, Tenn. at Clev., 10/22 (OT), (3-60, 0 td)
Interceptions-- 2, (7 times in Non-Overtime Games)
Longest Interception Return-- 103, Talib, Denv. vs. Dal., 9/17, td
Sacks-- 4.0, Campbell, Jax at Hou., 9/10
Scrimmage Yards-- 246, K. Hunt, K.C. at N.E., 9/7, (Rush 17-148, Rec 5-98)
Longest Punt-- 71, Kern, Tenn. at Miami, 10/8
Punts-- 10, Kern, Tenn. at Miami, 10/8, (10-549, 54.9)
Field Goals Made-- 5, (3 times in Non-Overtime Games)
Longest Field Goal-- 58, Gostkowski, N.E. vs. Car., 10/1

NFC / SINGLE-GAME HIGHS / PLAYERS

Most Points-- 23, Zuerlein, LA-R at Dal., 10/1, (0 td, 7 fg, 2 xp, 0 2pt)
Passing Yards-- 384, Winston, T.B. at Buff., 10/22, (32-44, 384, 3 td, 1 int)
Longest Pass-- 88, Ryan, Atl. at Chi., 9/10, (to Hooper, Austin, td)
Passing Touchdowns-- 4, (5 times in Non-Overtime Games)
Rushing Yards-- 167, Howard, Chi. at Balt., 10/15 (OT), (36-167, 0 td)
Rushing Yards-- 147, E. Elliott, Dal. at S.F., 10/22, (26-147, 2 td)
Rushing Attempts-- 36, Howard, Chi. at Balt., 10/15 (OT), (36-167, 0 td)
Rushing Attempts-- 29, E. Elliott, Dal. vs. G.B., 10/8, (29-116, 0 td)
Longest Rush-- 70, Morris, Dal. vs. LA-R, 10/1
Receptions-- 13, Fitzgerald, Ariz. vs. Dal., 9/25, (13-149, 1 td)
Receiving Yards-- 175, Dickson, Car. at Det., 10/8, (5-175, 0 td)
Kickoff Return Yards-- 124, Cooper, LA-R at Jax , 10/15, (2-124, 1 td)
Kickoff Returns-- 5, Roberts, Atl. at N.E., 10/22, (5-82, 0 td)
Longest Kickoff Return-- 103, Cooper, LA-R at Jax , 10/15, td
Punt Return Yards-- 110, Barner, Phil. vs. Ariz., 10/8, (3-110, 1 fc, 0 td)
Punt Returns-- 5, Davis, G.B. vs. Cin., 9/24 (OT), (5-70, 1 fc, 0 td)
Punt Returns-- 5, McCaffrey, Car. vs. Buff., 9/17, (5-30, 1 fc, 0 td)
Longest Punt Return-- 88, Agnew, Det. at NY-G, 9/18, td
Interceptions-- 2, Slay, Det. vs. Atl., 9/24, (2-52, 0 td)
Longest Interception Return-- 90, Amos, Chi. at Balt., 10/15 (OT), td
Longest Interception Return-- 82, Bethel, Ariz. at Det., 9/10, td
Sacks-- 3.0, (3 times in Non-Overtime Games)
Scrimmage Yards-- 219, E. Elliott, Dal. at S.F., 10/22, (Rush 26-147, Rec 1-72)
Longest Punt-- 69, O'Donnell, Chi. vs. Atl., 9/10
Punts-- 9, O'Donnell, Chi. at Balt., 10/15 (OT), (9-420, 46.7)
Punts-- 8, Ryan, Sea. at Tenn., 9/24, (8-388, 48.5)
Punts-- 8, Wing, NY-G vs. LA-C, 10/8, (8-353, 44.1)
Field Goals Made-- 7, Zuerlein, LA-R at Dal., 10/1, (7-7, 49 lg)
Longest Field Goal-- 61, Elliott, Phil. vs. NY-G, 9/24

WEEK 7 / THROUGH MONDAY, OCTOBER 23, 2017

300-Yard Passing Games

447, Brady, NE at NO 09/17 (30-39, 3 TD)
417, Carr, OAK vs. KC 10/19 (29-52, 3 TD)
384, Winston, TB at BUF 10/22 (32-44, 3 TD)
378, Brady, NE vs. HOU 09/24 (25-35, 5 TD)
376, Siemian, DEN vs. NYG 10/15 (29-50, 1 TD)
373, Wilson, SEA at TEN 09/24 (29-49, 4 TD)
369, Keenum, MIN vs. TB 09/24 (25-33, 3 TD)
368, A. Smith, KC at NE 09/07 (28-35, 4 TD)
366, Manning, NYG at PHI 09/24 (35-47, 3 TD)
365, Cousins, WAS vs. OAK 09/24 (25-30, 3 TD)
357, Palmer, ARI vs. SF 10/01 (ot) (33-51, 1 TD)
356, Brees, NO vs. NE 09/17 (27-45, 2 TD)
355, Newton, CAR at DET 10/08 (26-33, 3 TD)
354, McCown, NYJ vs. NE 10/15 (31-47, 2 TD)
353, Hoyer, SF at IND 10/08 (ot) (29-46, 2 TD)
347, Rivers, LAC vs. PHI 10/01 (22-38, 2 TD)
346, Bradford, MIN vs. NO 09/11 (27-32, 3 TD)
343, A. Rodgers, GB at ATL 09/17 (33-50, 2 TD)
342, A. Smith, KC at OAK 10/19 (25-36, 3 TD)
334, Wilson, SEA at NYG 10/22 (27-39, 3 TD)
334, Winston, TB vs. NE 10/05 (26-46, 1 TD)
333, Wentz, PHI at KC 09/17 (25-46, 2 TD)
332, Palmer, ARI at IND 09/17 (ot) (19-36, 1 TD)
332, Winston, TB vs. NYG 10/01 (22-38, 3 TD)
332, Hoyer, SF vs. LAR 09/21 (23-37, 2 TD)
331, Brees, NO at GB 10/22 (27-38, 1 TD)
331, Rivers, LAC vs. MIA 09/17 (31-39, 1 TD)
330, Cousins, WAS vs. SF 10/15 (25-37, 2 TD)
330, Bortles, JAX at IND 10/22 (18-26, 1 TD)
328, Dalton, CIN vs. BUF 10/08 (22-36, 1 TD)
328, Winston, TB at MIN 09/24 (28-40, 2 TD)
325, Palmer, ARI vs. DAL 09/25 (29-48, 2 TD)
324, A. Smith, KC at HOU 10/08 (29-37, 3 TD)
321, Ryan, ATL at CHI 09/10 (21-30, 1 TD)
316, Newton, CAR at NE 10/01 (22-29, 3 TD)
314, Brissett, IND vs. SF 10/08 (ot) (22-34, 0 TD)
313, A. Rodgers, GB vs. CIN 09/24 (ot) (28-42, 3 TD)
312, Roethlisberger, PIT vs. JAX 10/08 (33-55, 0 TD)
312, Stafford, DET at NO 10/15 (25-52, 3 TD)
311, A. Rodgers, GB vs. SEA 09/10 (28-42, 1 TD)
307, Wentz, PHI at WAS 09/10 (26-39, 2 TD)
307, Brady, NE vs. CAR 10/01 (32-45, 2 TD)
306, Goff, LAR vs. IND 09/10 (21-29, 1 TD)
306, Mariota, TEN vs. IND 10/16 (23-32, 1 TD)
304, Wentz, PHI vs. ARI 10/08 (21-30, 4 TD)
303, Brady, NE at TB 10/05 (30-40, 1 TD)
303, Cousins, WAS at PHI 10/23 (30-40, 3 TD)
301, Watson, HOU at NE 09/24 (22-33, 2 TD)
301, Glennon, CHI at TB 09/17 (31-45, 1 TD)

WEEK 7 / THROUGH MONDAY, OCTOBER 23, 2017

100-Yard Receiving Games

210, Cooper, OAK vs. KC 10/19 (11 rec., 2 TD)
189, Green, CIN vs. BUF 10/08 (7 rec., 1 TD)
182, Brown, PIT at CLE 09/10 (11 rec., 0 TD)
177, Hilton, IND vs. SF 10/08 (ot) (7 rec., 0 TD)
175, Dickson, CAR at DET 10/08 (5 rec., 0 TD)
173, Diggs, MIN vs. TB 09/24 (8 rec., 2 TD)
157, Brown, PIT vs. JAX 10/08 (10 rec., 0 TD)
157, Thielen, MIN vs. NO 09/11 (9 rec., 0 TD)
155, Brown, PIT at KC 10/15 (8 rec., 1 TD)
153, Hilton, IND vs. CLE 09/24 (7 rec., 1 TD)
150, C. Thompson, WAS vs. OAK 09/24 (6 rec., 1 TD)
149, Fitzgerald, ARI vs. DAL 09/25 (13 rec., 1 TD)
142, Garcon, SF vs. LAR 09/21 (7 rec., 0 TD)
141, Ginn, NO at GB 10/22 (7 rec., 0 TD)
138, Fitzgerald, ARI vs. TB 10/15 (10 rec., 1 TD)
138, Allen, LAC vs. PHI 10/01 (5 rec., 0 TD)
133, Shepard, NYG at PHI 09/24 (7 rec., 1 TD)
133, Wallace, BAL at OAK 10/08 (3 rec., 0 TD)
133, De. Thomas, DEN vs. NYG 10/15 (10 rec., 0 TD)
133, Hill, KC at NE 09/07 (7 rec., 1 TD)
131, Cooks, NE vs. HOU 09/24 (5 rec., 2 TD)
128, Hooper, ATL at CHI 09/10 (2 rec., 1 TD)
125, Hill, KC at OAK 10/19 (6 rec., 1 TD)
122, Allison, GB vs. CIN 09/24 (ot) (6 rec., 0 TD)
120, Nelson, ARI at IND 09/17 (ot) (5 rec., 1 TD)
116, Gronkowski, NE at NO 09/17 (6 rec., 1 TD)
116, Goodwin, SF at IND 10/08 (ot) (5 rec., 0 TD)
115, Ty. Williams, LAC vs. PHI 10/01 (5 rec., 1 TD)
112, C. Clay, BUF at ATL 10/01 (5 rec., 0 TD)
111, Kelce, KC vs. WAS 10/02 (7 rec., 1 TD)
111, Green, CIN at GB 09/24 (ot) (10 rec., 1 TD)
110, Brown, PIT at CHI 09/24 (ot) (10 rec., 1 TD)
108, Woods, LAR at SF 09/21 (6 rec., 0 TD)
108, Ju. Jones, ATL vs. GB 09/17 (5 rec., 0 TD)
107, Tate, DET vs. ARI 09/10 (10 rec., 0 TD)
107, Thompson, BUF vs. TB 10/22 (4 rec., 0 TD)
107, J. Cook, OAK vs. KC 10/19 (6 rec., 0 TD)
107, Hopkins, HOU vs. TEN 10/01 (10 rec., 1 TD)
106, Jackson, TB vs. NE 10/05 (5 rec., 0 TD)
106, Watkins, LAR at SF 09/21 (6 rec., 2 TD)
105, C. Thompson, WAS vs. SF 10/15 (4 rec., 0 TD)
105, Baldwin, SEA at TEN 09/24 (10 rec., 1 TD)
105, Ja. Brown, ARI vs. SF 10/01 (ot) (8 rec., 0 TD)
105, Benjamin, LAC vs. KC 09/24 (5 rec., 0 TD)
104, Benjamin, CAR at NE 10/01 (4 rec., 0 TD)
103, Kelce, KC vs. PHI 09/17 (8 rec., 1 TD)
101, Hurns, JAX at IND 10/22 (5 rec., 0 TD)
101, McCaffrey, CAR vs. NO 09/24 (9 rec., 0 TD)
100, Allen, LAC vs. MIA 09/17 (9 rec., 0 TD)
100, Amendola, NE vs. KC 09/07 (6 rec., 0 TD)

WEEK 7 / THROUGH MONDAY, OCTOBER 23, 2017

100-Yard Rushing Games

181, Fournette, JAX at PIT 10/08 (28 att., 2 TD)
179, Bell, PIT at KC 10/15 (32 att., 1 TD)
172, K. Hunt, KC at LAC 09/24 (17 att., 1 TD)
167, Howard, CHI at BAL 10/15 (ot) (36 att., 0 TD)
163, Powell, NYJ vs. JAX 10/01 (ot) (21 att., 1 TD)
148, K. Hunt, KC at NE 09/07 (17 att., 1 TD)
147, E. Elliott, DAL at SF 10/22 (26 att., 2 TD)
144, Bell, PIT at BAL 10/01 (35 att., 2 TD)
140, Howard, CHI vs. PIT 09/24 (ot) (23 att., 2 TD)
136, Blount, PHI at LAC 10/01 (16 att., 0 TD)
134, Bell, PIT vs. CIN 10/22 (35 att., 0 TD)
134, A. Peterson, ARI vs. TB 10/15 (26 att., 2 TD)
131, A. Jones, GB vs. NO 10/22 (17 att., 1 TD)
131, Henry, TEN vs. IND 10/16 (19 att., 1 TD)
130, Fournette, JAX vs. LAR 10/15 (21 att., 1 TD)
130, Ajayi, MIA at ATL 10/15 (26 att., 0 TD)
127, Cook, MIN vs. NO 09/11 (22 att., 0 TD)
125, A. Jones, GB at DAL 10/08 (19 att., 1 TD)
124, Hyde, SF at SEA 09/17 (15 att., 0 TD)
122, Ajayi, MIA at LAC 09/17 (28 att., 0 TD)
122, Yeldon, JAX at IND 10/22 (9 att., 1 TD)
121, Gurley, LAR at DAL 10/01 (23 att., 0 TD)
118, C. Anderson, DEN vs. DAL 09/17 (25 att., 1 TD)
117, Darkwa, NYG at DEN 10/15 (21 att., 0 TD)
116, E. Elliott, DAL vs. GB 10/08 (29 att., 0 TD)
116, Gurley, LAR at JAX 10/15 (23 att., 0 TD)
115, Murray, TEN vs. SEA 09/24 (14 att., 1 TD)
114, Ingram, NO vs. DET 10/15 (25 att., 2 TD)
113, Murray, MIN vs. BAL 10/22 (18 att., 1 TD)
113, Gurley, LAR at SF 09/21 (28 att., 2 TD)
110, McCoy, BUF vs. NYJ 09/10 (22 att., 0 TD)
107, K. Hunt, KC at HOU 10/08 (29 att., 0 TD)
106, Freeman, ATL at DET 09/24 (21 att., 1 TD)
106, Gurley, LAR vs. ARI 10/22 (22 att., 1 TD)
105, Ingram, NO at GB 10/22 (22 att., 1 TD)
105, Gordon, LAC at NYG 10/08 (20 att., 0 TD)
104, E. Elliott, DAL vs. NYG 09/10 (24 att., 0 TD)
101, K. Hunt, KC vs. WAS 10/02 (21 att., 0 TD)
100, Fournette, JAX at HOU 09/10 (26 att., 1 TD)

WEEK 7 / THROUGH MONDAY, OCTOBER 23, 2017

AFC / LEADING PASSERS

Player, Team	Att	Comp	Pct Comp	Yds	Avg Gain	TD	Pct TD	Long	Int	Pct Int	Rating Points
A. Smith, K.C.	228	165	72.4	1979	8.68	15	6.6	78t	0	0.0	120.5
Brady, N.E.	262	174	66.4	2208	8.43	15	5.7	54	2	0.8	108.4
*Watson, Hou.	174	107	61.5	1297	7.45	15	8.6	48t	5	2.9	101.1
Carr, Oak.	191	124	64.9	1341	7.02	11	5.8	64t	4	2.1	95.9
Taylor, Buf.	169	105	62.1	1178	6.97	7	4.1	47	2	1.2	91.8
McCown, NY-J	221	153	69.2	1583	7.16	10	4.5	69t	7	3.2	91.5
Rivers, LA-C	256	156	60.9	1816	7.09	12	4.7	75t	5	2.0	89.9
Bortles, Jac.	196	115	58.7	1398	7.13	9	4.6	52	5	2.6	85.4
Dalton, Cin.	189	121	64.0	1360	7.20	9	4.8	77t	8	4.2	83.7
Mariota, Ten.	176	110	62.5	1301	7.39	4	2.3	55t	4	2.3	83.1
Siemian, Den.	211	133	63.0	1471	6.97	8	3.8	44	7	3.3	82.5
Roethlisberger, Pit.	244	151	61.9	1745	7.15	9	3.7	51t	8	3.3	82.1
Brissett, Ind.	201	120	59.7	1409	7.01	3	1.5	63	3	1.5	79.8
Cutler, Mia.	180	113	62.8	995	5.53	7	3.9	36	5	2.8	78.8
Flacco, Bal.	224	143	63.8	1189	5.31	5	2.2	54	8	3.6	70.0
*Kizer, Cle.	179	93	52.0	965	5.39	3	1.7	38	11	6.1	47.8

AFC / LEADING PASSERS, RANKS

Player, Team	Att	Comp	Pct Comp	Yds	Avg Gain	TD	Pct TD	Long	Int	Pct Int	Rating Points
A. Smith, K.C.	4	2	1	2	1	1t	2		1	1	1
Brady, N.E.	1	1	3	1	2	1t	4		2t	2	2
*Watson, Hou.	15	14	12	12	3	1t	1		7t	10	3
Carr, Oak.	10	8	4	10	10	5	3		5t	6	4
Taylor, Buf.	16	15	10	14	13	11t	9		2t	3	5
McCown, NY-J	6	4	2	5	6	6	8		11t	11	6
Rivers, LA-C	2	3	13	3	9	4	6		7t	5	7
Bortles, Jac.	9	11	15	8	8	7t	7		7t	8	8
Dalton, Cin.	11	9	5	9	5	7t	5		13t	15	9
Mariota, Ten.	14	13	9	11	4	14t	13		5t	7	10
Siemian, Den.	7	7	7	6	12	10	11		11t	13	11
Roethlisberger, Pit.	3	5	11	4	7	7t	12		13t	12	12
Brissett, Ind.	8	10	14	7	11	16t	16		4	4	13
Cutler, Mia.	12	12	8	15	14	11t	10		7t	9	14
Flacco, Bal.	5	6	6	13	16	13	14		13t	14	15
*Kizer, Cle.	13	16	16	16	15	16t	15		16	16	16

WEEK 7 / THROUGH MONDAY, OCTOBER 23, 2017

AFC / FOURTH-QUARTER PASSING LEADERS

Rank	Player, Team	Att	Comp	Comp%	Yards	YPA	TD	TD%	Int	Int%	Rating
1)	Moore, Mia.	15	10	66.7	132	8.80	2	13.3	0	0.0	133.9
2)	Hogan, Cle.	26	18	69.2	202	7.77	2	7.7	0	0.0	117.8
3)	A. Smith, K.C.	61	37	60.7	543	8.90	4	6.6	0	0.0	111.6
4)	Rivers, LA-C	81	52	64.2	586	7.23	6	7.4	0	0.0	110.4
5)	Mariota, Ten.	37	21	56.8	284	7.68	2	5.4	0	0.0	99.4
6)	Brady, N.E.	58	38	65.5	427	7.36	2	3.4	0	0.0	98.9
7)	Carr, Oak.	59	37	62.7	364	6.17	3	5.1	0	0.0	97.0
8)	Bortles, Jac.	32	22	68.8	261	8.16	1	3.1	1	3.1	90.8
9)	*Watson, Hou.	52	28	53.8	439	8.44	4	7.7	3	5.8	83.7
10)	Cutler, Mia.	58	36	62.1	349	6.02	2	3.4	1	1.7	83.2
11)	Brissett, Ind.	54	33	61.1	383	7.09	0	0.0	0	0.0	82.6
12)	Taylor, Buf.	36	26	72.2	269	7.47	0	0.0	1	2.8	81.8
13)	Siemian, Den.	49	32	65.3	387	7.90	1	2.0	3	6.1	70.7
14)	Roethlisberger, Pit.	52	32	61.5	385	7.40	1	1.9	3	5.8	66.6
15)	Flacco, Bal.	69	44	63.8	361	5.23	1	1.4	3	4.3	63.7
16)	McCown, NY-J	58	36	62.1	378	6.52	2	3.4	4	6.9	63.7
17)	Dalton, Cin.	41	23	56.1	220	5.37	0	0.0	1	2.4	61.0
18)	*Kizer, Cle.	57	26	45.6	284	4.98	2	3.5	3	5.3	50.6
19)	Manuel, Oak.	23	12	52.2	123	5.35	0	0.0	1	4.3	49.7

AFC / THIRD-DOWN PASSING LEADERS

Rank	Player, Team	Att	Comp	Comp%	Yards	YPA	TD	TD%	Int	Int%	Rating
1)	Brady, N.E.	68	45	66.2	610	8.97	5	7.4	0	0.0	119.1
2)	A. Smith, K.C.	59	41	69.5	495	8.39	3	5.1	0	0.0	111.9
3)	McCown, NY-J	65	49	75.4	557	8.57	4	6.2	3	4.6	101.9
4)	*Watson, Hou.	37	22	59.5	199	5.38	3	8.1	0	0.0	101.1
5)	Taylor, Buf.	57	39	68.4	401	7.04	4	7.0	2	3.5	97.2
6)	Cutler, Mia.	48	31	64.6	260	5.42	2	4.2	0	0.0	92.4
7)	Carr, Oak.	52	35	67.3	331	6.37	2	3.8	1	1.9	89.5
8)	Siemian, Den.	62	38	61.3	453	7.31	4	6.5	3	4.8	84.9
9)	Flacco, Bal.	58	35	60.3	323	5.57	1	1.7	1	1.7	74.1
10)	Rivers, LA-C	75	46	61.3	579	7.72	2	2.7	4	5.3	72.0
11)	Brissett, Ind.	63	33	52.4	398	6.32	1	1.6	1	1.6	70.7
12)	Dalton, Cin.	49	28	57.1	342	6.98	3	6.1	4	8.2	65.2
13)	Mariota, Ten.	59	30	50.8	339	5.75	0	0.0	1	1.7	61.3
14)	Bortles, Jac.	63	31	49.2	350	5.56	1	1.6	2	3.2	58.3
15)	Roethlisberger, Pit.	67	34	50.7	388	5.79	4	6.0	5	7.5	57.3
16)	*Kizer, Cle.	46	22	47.8	271	5.89	0	0.0	4	8.7	30.3

WEEK 7 / THROUGH MONDAY, OCTOBER 23, 2017

AFC / LEADING RUSHERS

Rank	Player, Team	Att	Yards	Avg	Long	TD
1)	*K. Hunt, K.C.	124	717	5.8	69t	4
2)	Bell, Pit.	169	684	4.0	27	4
3)	*Fournette, Jac.	130	596	4.6	90t	6
4)	Ajayi, Mia.	125	442	3.5	20	0
5)	Gordon, LA-C	117	394	3.4	21	3
6)	C. Anderson, Den.	92	391	4.3	40	1
7t)	L. Miller, Hou.	98	372	3.8	19	1
7t)	Murray, Ten.	86	372	4.3	75t	2
9)	McCoy, Buf.	110	370	3.4	27	2
10)	Collins, Bal.	62	365	5.9	50	0
11)	Henry, Ten.	75	331	4.4	72t	2
12)	Gore, Ind.	94	322	3.4	21	2
13)	Gillislee, N.E.	87	321	3.7	16	4
14)	Allen, Bal.	82	301	3.7	37	1
15)	Crowell, Cle.	91	287	3.2	17	0
16)	Powell, NY-J	60	283	4.7	75t	2
17)	Lynch, Oak.	72	266	3.7	15	2
18)	*Mixon, Cin.	74	235	3.2	25	1
19)	D. Lewis, N.E.	43	227	5.3	31	2
20)	Ivory, Jac.	57	209	3.7	19	1
21)	*Foreman, Hou.	50	207	4.1	39	0
22)	*McGuire, NY-J	47	205	4.4	69t	1
23)	*Watson, Hou. (QB)	28	202	7.2	49t	2
24)	Charles, Den.	42	196	4.7	19	1
25)	Taylor, Buf. (QB)	38	174	4.6	26	0
26)	Tolbert, Buf.	40	164	4.1	18	1
27)	Richard, Oak.	35	158	4.5	52t	1
28)	Forte, NY-J	39	157	4.0	16	0
29)	*Mack, Ind.	32	156	4.9	35	2
30)	D. Johnson, Cle.	28	143	5.1	19t	2
31)	West, Bal.	39	138	3.5	13	2
32)	Bortles, Jac. (QB)	21	137	6.5	27	0
33)	Brissett, Ind. (QB)	31	129	4.2	25	3
34)	*Kizer, Cle. (QB)	28	126	4.5	18	2
35t)	Mariota, Ten. (QB)	23	124	5.4	34t	3
35t)	Patterson, Oak. (WR)	10	124	12.4	47t	2
37)	Yeldon, Jac.	9	122	13.6	58t	1
38)	A. Smith, K.C. (QB)	28	121	4.3	32	1
39)	White, N.E.	27	118	4.4	10	0
40t)	C. Grant, Jac.	15	105	7.0	58	0
40t)	Hill, Cin.	33	105	3.2	13	0
42)	Bernard, Cin.	23	99	4.3	25	0
43)	*Conner, Pit.	17	88	5.2	23	0
44)	*Ekeler, LA-C	13	74	5.7	35t	1
45)	Hogan, Cle. (QB)	10	71	7.1	11	0
46)	Siemian, Den. (QB)	21	69	3.3	9	1
47)	Oliver, LA-C	17	58	3.4	26	0
48)	McCown, NY-J (QB)	20	57	2.9	22	2
49t)	Turbin, Ind.	23	53	2.3	7	1
49t)	Washington, Oak.	23	53	2.3	11	1

AFC / THIRD-AND-ONE RUSHING LEADERS

Rank	Player, Team	Att	FD	Pct
1t)	Turbin, Ind.	7	7	100.0
1t)	*K. Hunt, K.C.	5	5	100.0
1t)	Allen, Bal.	4	4	100.0
1t)	Henry, Ten.	4	4	100.0
1t)	D. Johnson, Cle.	3	3	100.0
1t)	Watson, Pit.	3	3	100.0
1t)	Brady, N.E.	2	2	100.0
1t)	*Kizer, Cle.	2	2	100.0
1t)	Lynch, Oak.	2	2	100.0
1t)	*Watson, Hou.	2	2	100.0
1t)	West, Bal.	2	2	100.0
12)	Ivory, Jac.	5	4	80.0
13t)	Ajayi, Mia.	4	3	75.0
13t)	McCoy, Buf.	4	3	75.0
13t)	A. Smith, K.C.	4	3	75.0
16t)	Charles, Den.	3	2	66.7
16t)	Dalton, Cin.	3	2	66.7
18t)	*Foreman, Hou.	4	2	50.0
18t)	Gillislee, N.E.	4	2	50.0

WEEK 7 / THROUGH MONDAY, OCTOBER 23, 2017

AFC / LEADERS IN RECEPTIONS

Rank	Player, Team	Rec	Yards	Avg	Long	TD
1)	Brown, Pit.	52	765	14.7	51t	3
2)	Landry, Mia.	45	365	8.1	29	3
3)	White, N.E. (RB)	38	280	7.4	26	1
4t)	Kelce, K.C. (TE)	37	423	11.4	44	3
4t)	Hopkins, Hou.	37	382	10.3	34t	6
6t)	Hill, K.C.	36	515	14.3	75t	3
6t)	Allen, LA-C	36	487	13.5	50	1
8)	Green, Cin.	35	545	15.6	77t	3
9)	Bell, Pit. (RB)	33	214	6.5	42	0
10t)	Walker, Ten. (TE)	32	324	10.1	23	0
10t)	D. Johnson, Cle. (RB)	32	314	9.8	41t	1
10t)	McCoy, Buf. (RB)	32	220	6.9	21	0
13)	Allen, Bal. (RB)	31	143	4.6	14	1
14t)	De. Thomas, Den.	30	389	13.0	40	0
14t)	Doyle, Ind. (TE)	30	257	8.6	21	1
16t)	Gronkowski, N.E. (TE)	29	452	15.6	53t	4
16t)	Cooper, Oak.	29	356	12.3	45t	3
16t)	Amendola, N.E.	29	324	11.2	27	1
16t)	Gordon, LA-C (RB)	29	228	7.9	22	4
16t)	Watson, Bal. (TE)	29	214	7.4	23	1
21t)	Cooks, N.E.	28	537	19.2	54	3
21t)	Hogan, N.E.	28	378	13.5	47t	5
21t)	Crabtree, Oak.	28	328	11.7	41t	6
24t)	Hilton, Ind.	27	512	19.0	63	1
24t)	Matthews, Ten.	27	393	14.6	55t	1
24t)	Kearse, NY-J	27	328	12.1	44	4
24t)	J. Cook, Oak. (TE)	27	316	11.7	28	1
28t)	Hurns, Jac.	26	345	13.3	50	2
28t)	Seferian-Jenkins, NY-J (TE)	26	173	6.7	27	3
30t)	*K. Hunt, K.C. (RB)	25	285	11.4	78t	2
30t)	Sanders, Den.	25	266	10.6	33	2
32)	Lee, Jac.	24	363	15.1	45	0
33)	Decker, Ten.	23	226	9.8	27	0
34t)	Anderson, NY-J	21	331	15.8	69t	2
34t)	Henry, LA-C (TE)	21	301	14.3	34	2
34t)	Ty. Williams, LA-C	21	298	14.2	75t	1
34t)	Louis, Cle.	21	250	11.9	31	0
34t)	Kerley, NY-J	21	210	10.0	31t	1
39t)	C. Clay, Buf. (TE)	20	258	12.9	44	2
39t)	Stills, Mia.	20	248	12.4	36	4
41t)	Parker, Mia.	19	236	12.4	31	1
41t)	Forte, NY-J (RB)	19	158	8.3	34	0
41t)	LaFell, Cin.	19	136	7.2	16	1
44t)	Moncrief, Ind.	18	271	15.1	50	1
44t)	Bryant, Pit.	18	234	13.0	51	1
44t)	Fowler, Den.	18	185	10.3	20	2
44t)	Kroft, Cin. (TE)	18	162	9.0	21	3
44t)	James, Pit. (TE)	18	151	8.4	19	2
49t)	*Smith-Schuster, Pit.	17	231	13.6	31t	3
49t)	A. Wilson, K.C.	17	221	13.0	63t	2
49t)	Murray, Ten. (RB)	17	103	6.1	18	0

WEEK 7 / THROUGH MONDAY, OCTOBER 23, 2017

AFC / RECEIVING YARDAGE LEADERS

Rank	Player, Team	Yards	Rec	Avg	Long	TD
1)	Brown, Pit.	765	52	14.7	51t	3
2)	Green, Cin.	545	35	15.6	77t	3
3)	Cooks, N.E.	537	28	19.2	54	3
4)	Hill, K.C.	515	36	14.3	75t	3
5)	Hilton, Ind.	512	27	19.0	63	1
6)	Allen, LA-C	487	36	13.5	50	1
7)	Gronkowski, N.E. (TE)	452	29	15.6	53t	4
8)	Kelce, K.C. (TE)	423	37	11.4	44	3
9)	Matthews, Ten.	393	27	14.6	55t	1
10)	De. Thomas, Den.	389	30	13.0	40	0
11)	Hopkins, Hou.	382	37	10.3	34t	6
12)	Hogan, N.E.	378	28	13.5	47t	5
13)	Landry, Mia.	365	45	8.1	29	3
14)	Lee, Jac.	363	24	15.1	45	0
15)	Cooper, Oak.	356	29	12.3	45t	3
16)	Hurns, Jac.	345	26	13.3	50	2
17)	Anderson, NY-J	331	21	15.8	69t	2
18t)	Crabtree, Oak.	328	28	11.7	41t	6
18t)	Kearse, NY-J	328	27	12.1	44	4
20t)	Amendola, N.E.	324	29	11.2	27	1
20t)	Walker, Ten. (TE)	324	32	10.1	23	0
22)	J. Cook, Oak. (TE)	316	27	11.7	28	1
23)	D. Johnson, Cle. (RB)	314	32	9.8	41t	1
24)	Henry, LA-C (TE)	301	21	14.3	34	2
25)	Ty. Williams, LA-C	298	21	14.2	75t	1
26)	*K. Hunt, K.C. (RB)	285	25	11.4	78t	2
27)	White, N.E. (RB)	280	38	7.4	26	1
28)	Moncrief, Ind.	271	18	15.1	50	1
29)	Sanders, Den.	266	25	10.6	33	2
30)	C. Clay, Buf. (TE)	258	20	12.9	44	2
31)	Doyle, Ind. (TE)	257	30	8.6	21	1
32)	Louis, Cle.	250	21	11.9	31	0
33t)	Stills, Mia.	248	20	12.4	36	4
33t)	Wallace, Bal.	248	16	15.5	54	1
35)	Benjamin, LA-C	240	14	17.1	44	2
36)	Parker, Mia.	236	19	12.4	31	1
37)	Bryant, Pit.	234	18	13.0	51	1
38)	Thompson, Chi.-Buf.	232	15	15.5	44	1
39)	*Smith-Schuster, Pit.	231	17	13.6	31t	3
40)	Gordon, LA-C (RB)	228	29	7.9	22	4
41)	Decker, Ten.	226	23	9.8	27	0
42)	A. Wilson, K.C.	221	17	13.0	63t	2
43)	McCoy, Buf. (RB)	220	32	6.9	21	0
44t)	Bell, Pit. (RB)	214	33	6.5	42	0
44t)	Watson, Bal. (TE)	214	29	7.4	23	1
46)	Kerley, NY-J	210	21	10.0	31t	1
47)	DeValve, Cle. (TE)	194	16	12.1	49	1
48)	Derby, Den. (TE)	190	15	12.7	29	1
49)	Fowler, Den.	185	18	10.3	20	2
50)	*Taylor, Ten.	178	10	17.8	53t	1

WEEK 7 / THROUGH MONDAY, OCTOBER 23, 2017

AFC / THIRD-DOWN RECEIVING LEADERS

Rank	Player, Team	Rec	Yards	Avg	Long	TD
1)	Allen, LA-C	19	298	15.7	50	0
2)	Landry, Mia.	15	102	6.8	17	1
3t)	Brown, Pit.	13	177	13.6	51t	1
3t)	McCoy, Buf. (RB)	13	102	7.8	18	0
5)	Gronkowski, N.E. (TE)	12	211	17.6	53t	3
6t)	Hilton, Ind.	10	179	17.9	61t	1
6t)	Hurns, Jac.	10	156	15.6	50	1
6t)	Amendola, N.E.	10	136	13.6	27	0
6t)	D. Johnson, Cle. (RB)	10	124	12.4	34	0
6t)	Kelce, K.C. (TE)	10	123	12.3	32	0
6t)	Hill, K.C.	10	121	12.1	38	0
6t)	Hogan, N.E.	10	114	11.4	26	2
13t)	De. Thomas, Den.	9	170	18.9	40	0
13t)	Kerley, NY-J	9	110	12.2	30	0
13t)	Crabtree, Oak.	9	101	11.2	26t	2
13t)	White, N.E. (RB)	9	70	7.8	16	0
17t)	Kearse, NY-J	8	120	15.0	34t	2
17t)	Matthews, Ten.	8	114	14.3	24	0
17t)	Anderson, NY-J	8	96	12.0	41	0
17t)	J. Cook, Oak. (TE)	8	91	11.4	28	0
17t)	Walker, Ten. (TE)	8	75	9.4	19	0
17t)	Seferian-Jenkins, NY-J (TE)	8	42	5.3	10t	2
23t)	Green, Cin.	7	135	19.3	47	2
23t)	Thompson, Chi.-Buf.	7	97	13.9	27	1
23t)	Lee, Jac.	7	96	13.7	31	0
23t)	Fowler, Den.	7	72	10.3	20	2
23t)	Cooper, Oak.	7	61	8.7	23	0
23t)	Bell, Pit. (RB)	7	55	7.9	23	0
23t)	Murray, Ten. (RB)	7	46	6.6	18	0
30t)	A. Wilson, K.C.	6	99	16.5	63t	1
30t)	Matthews, Buf.	6	80	13.3	28	0
30t)	Derby, Den. (TE)	6	73	12.2	23	0
30t)	Ty. Williams, LA-C	6	72	12.0	20	0
30t)	Hopkins, Hou.	6	69	11.5	34t	2
30t)	Richard, Oak. (RB)	6	66	11.0	20	0
30t)	DeValve, Cle. (TE)	6	64	10.7	20	0
30t)	Decker, Ten.	6	61	10.2	17	0
30t)	Moncrief, Ind.	6	59	9.8	22	0
30t)	Kroft, Cin. (TE)	6	55	9.2	21	0
30t)	C. Anderson, Den. (RB)	6	49	8.2	16t	1
30t)	Ivory, Jac. (RB)	6	35	5.8	14	0
30t)	Powell, NY-J (RB)	6	34	5.7	13	0
30t)	Turbin, Ind. (RB)	6	31	5.2	11	0
44t)	*Smith-Schuster, Pit.	5	69	13.8	19	1
44t)	Doyle, Ind. (TE)	5	47	9.4	11	0
44t)	Watson, Bal. (TE)	5	47	9.4	20	1
44t)	Williams, Mia. (RB)	5	42	8.4	13	0
44t)	*Ekeler, LA-C (RB)	5	41	8.2	12	0
44t)	LaFell, Cin.	5	41	8.2	13	1
44t)	Holmes, Buf.	5	37	7.4	10	1
44t)	West, K.C. (RB)	5	37	7.4	11	1
44t)	James, Pit. (TE)	5	36	7.2	19	2
44t)	Boyle, Bal. (TE)	5	35	7.0	12	0
44t)	Gordon, LA-C (RB)	5	34	6.8	10t	1
44t)	Patterson, Oak.	5	28	5.6	9	0
44t)	Allen, Bal. (RB)	5	8	1.6	6	0

WEEK 7 / THROUGH MONDAY, OCTOBER 23, 2017

AFC / LEADING SCORERS, NONKICKERS

Rank	Player, Team	TD	Rush	Rec	Ret	X2	Pts
1t)	*Fournette, Jac. (RB)	7	6	1	0	0	42
1t)	Gordon, LA-C (RB)	7	3	4	0	0	42
3t)	Crabtree, Oak. (WR)	6	0	6	0	0	36
3t)	Hopkins, Hou. (WR)	6	0	6	0	0	36
3t)	*K. Hunt, K.C. (RB)	6	4	2	0	0	36
6t)	W. Fuller, Hou. (WR)	5	0	5	0	0	30
6t)	Hogan, N.E. (WR)	5	0	5	0	0	30
8t)	Bell, Pit. (RB)	4	4	0	0	0	24
8t)	Gillislee, N.E. (RB)	4	4	0	0	0	24
8t)	Gronkowski, N.E. (TE)	4	0	4	0	0	24
8t)	Hill, K.C. (WR)	4	0	3	1	0	24
8t)	Kearse, NY-J (WR)	4	0	4	0	0	24
8t)	Lewis, Jac. (TE)	4	0	4	0	0	24
8t)	Stills, Mia. (WR)	4	0	4	0	0	24
15)	Cooks, N.E. (WR)	3	0	3	0	1	20
16t)	Benjamin, LA-C (WR)	3	0	2	1	0	18
16t)	Brissett, Ind. (QB)	3	3	0	0	0	18
16t)	Brown, Pit. (WR)	3	0	3	0	0	18
16t)	Cooper, Oak. (WR)	3	0	3	0	0	18
16t)	Green, Cin. (WR)	3	0	3	0	0	18
16t)	D. Johnson, Cle. (RB)	3	2	1	0	0	18
16t)	Kelce, K.C. (TE)	3	0	3	0	0	18
16t)	Kroft, Cin. (TE)	3	0	3	0	0	18
16t)	Landry, Mia. (WR)	3	0	3	0	0	18
16t)	Mariota, Ten. (QB)	3	3	0	0	0	18
16t)	*Njoku, Cle. (TE)	3	0	3	0	0	18
16t)	Seferian-Jenkins, NY-J (TE)	3	0	3	0	0	18
16t)	*Smith-Schuster, Pit. (WR)	3	0	3	0	0	18
16t)	West, K.C. (RB)	3	1	2	0	0	18
30)	*Watson, Hou. (QB)	2	2	0	0	1	14
31t)	Allen, Bal. (RB)	2	1	1	0	0	12
31t)	C. Anderson, Den. (RB)	2	1	1	0	0	12
31t)	Anderson, NY-J (WR)	2	0	2	0	0	12
31t)	Bernard, Cin. (RB)	2	0	2	0	0	12
31t)	C. Clay, Buf. (TE)	2	0	2	0	0	12
31t)	*Ekeler, LA-C (RB)	2	1	1	0	0	12
31t)	Fowler, Den. (WR)	2	0	2	0	0	12
31t)	Gore, Ind. (RB)	2	2	0	0	0	12
31t)	Henry, Ten. (RB)	2	2	0	0	0	12
31t)	Henry, LA-C (TE)	2	0	2	0	0	12
31t)	Holmes, Buf. (WR)	2	0	2	0	0	12
31t)	Hurns, Jac. (WR)	2	0	2	0	0	12
31t)	Ivory, Jac. (RB)	2	1	1	0	0	12
31t)	James, Pit. (TE)	2	0	2	0	0	12
31t)	*Kizer, Cle. (QB)	2	2	0	0	0	12
31t)	D. Lewis, N.E. (RB)	2	2	0	0	0	12
31t)	Lynch, Oak. (RB)	2	2	0	0	0	12
31t)	*Mack, Ind. (RB)	2	2	0	0	0	12
31t)	Maclin, Bal. (WR)	2	0	2	0	0	12
31t)	McCown, NY-J (QB)	2	2	0	0	0	12
31t)	McCoy, Buf. (RB)	2	2	0	0	0	12
31t)	L. Miller, Hou. (RB)	2	1	1	0	0	12
31t)	Murray, Ten. (RB)	2	2	0	0	0	12
31t)	Patterson, Oak. (WR)	2	2	0	0	0	12
31t)	Powell, NY-J (RB)	2	2	0	0	0	12
31t)	Sanders, Den. (WR)	2	0	2	0	0	12
31t)	*J. Smith, Ten. (TE)	2	0	2	0	0	12
31t)	Thomas, K.C. (WR)	2	0	2	0	0	12
31t)	West, Bal. (RB)	2	2	0	0	0	12
31t)	A. Wilson, K.C. (WR)	2	0	2	0	0	12

WEEK 7 / THROUGH MONDAY, OCTOBER 23, 2017

AFC / LEADING SCORERS, KICKERS

Rank	Player, Team	PAT	FG	Pct	Long	Pts
1)	Succop, Ten.	14/14	20/22	.909	52	74
2)	Gostkowski, N.E.	19/20	16/17	.941	58	67
3)	Boswell, Pit.	13/13	16/18	.889	49	61
4)	Hauschka, Buf.	11/11	14/16	.875	56	53
5)	Tucker, Bal.	11/11	13/15	.867	57	50
6t)	*Butker, Car.-K.C.	9/ 9	13/14	.929	53	48
6t)	Myers, Jac.	15/17	11/15	.733	47	48
8t)	Catanzaro, NY-J	14/14	11/13	.846	57	47
8t)	Tavecchio, Oak.	17/18	10/12	.833	52	47
10t)	Fairbairn, Hou.	15/17	10/10	1.000	50	45
10t)	Vinatieri, Ind.	9/11	12/13	.923	52	45
12)	McManus, Den.	12/12	8/13	.615	46	36
13t)	Bullock, Cin.	11/11	7/ 8	.875	46	32
13t)	Parkey, Mia.	8/10	8/ 8	1.000	54	32
15)	*Gonzalez, Cle.	11/11	6/ 9	.667	54	29
16)	Santos, K.C.	12/12	3/ 3	1.000	39	21
17)	*Koo, LA-C	9/ 9	3/ 6	.500	41	18
18)	Novak, LA-C	8/ 8	3/ 4	.750	32	17
19)	Lambo, Jac.	3/ 3	2/ 2	1.000	42	9

AFC / TOUCHBACKS ON KICKOFFS

Rank	Player, Team	TB
1t)	Fairbairn, Hou.	26
1t)	Myers, Jac.	26
3)	Tavecchio, Oak.	25
4)	Succop, Ten.	24
5)	*Butker, Car.-K.C.	23
6)	Catanzaro, NY-J	22
7)	Boswell, Pit.	21
8t)	*Sanchez, Ind.	20
8t)	Tucker, Bal.	20
10t)	Hauschka, Buf.	19
10t)	McManus, Den.	19
12)	Gostkowski, N.E.	17
13)	*Gonzalez, Cle.	16
14)	Bullock, Cin.	15
15)	Parkey, Mia.	12
16)	Santos, K.C.	10
17)	*Koo, LA-C	8
18)	Lambo, Jac.	3
19)	Novak, LA-C	2

WEEK 7 / THROUGH MONDAY, OCTOBER 23, 2017

AFC / MOST YARDS FROM SCRIMMAGE

		Total			Rushing			Receiving		
Rank	Player, Team	Yards	Att+Rec	Avg	Yards	Att	Avg	Yards	Rec	Avg
1)	*K. Hunt, K.C. (RB)	1002	149	6.7	717	124	5.8	285	25	11.4
2)	Bell, Pit. (RB)	898	202	4.4	684	169	4.0	214	33	6.5
3)	Brown, Pit. (WR)	765	52	14.7	0	0	---	765	52	14.7
4)	*Fournette, Jac. (RB)	732	145	5.0	596	130	4.6	136	15	9.1
5)	Gordon, LA-C (RB)	622	146	4.3	394	117	3.4	228	29	7.9
6)	McCoy, Buf. (RB)	590	142	4.2	370	110	3.4	220	32	6.9
7t)	Cooks, N.E. (WR)	547	31	17.6	10	3	3.3	537	28	19.2
7t)	L. Miller, Hou. (RB)	547	113	4.8	372	98	3.8	175	15	11.7
9)	Green, Cin. (WR)	545	35	15.6	0	0	---	545	35	15.6
10)	Hill, K.C. (WR)	537	45	11.9	22	9	2.4	515	36	14.3
11)	Hilton, Ind. (WR)	512	27	19.0	0	0	---	512	27	19.0
12)	Ajayi, Mia. (RB)	491	135	3.6	442	125	3.5	49	10	4.9
13)	Allen, LA-C (WR)	487	36	13.5	0	0	---	487	36	13.5
14t)	C. Anderson, Den. (RB)	475	103	4.6	391	92	4.3	84	11	7.6
14t)	Murray, Ten. (RB)	475	103	4.6	372	86	4.3	103	17	6.1
16)	D. Johnson, Cle. (RB)	457	60	7.6	143	28	5.1	314	32	9.8
17)	Gronkowski, N.E. (TE)	452	29	15.6	0	0	---	452	29	15.6
18)	Allen, Bal. (RB)	444	113	3.9	301	82	3.7	143	31	4.6
19)	Kelce, K.C. (TE)	430	39	11.0	7	2	3.5	423	37	11.4
20)	Gore, Ind. (RB)	422	104	4.1	322	94	3.4	100	10	10.0
21)	White, N.E. (RB)	398	65	6.1	118	27	4.4	280	38	7.4
22t)	Crowell, Cle. (RB)	395	104	3.8	287	91	3.2	108	13	8.3
22t)	Hogan, N.E. (WR)	395	31	12.7	17	3	5.7	378	28	13.5
22t)	Powell, NY-J (RB)	395	75	5.3	283	60	4.7	112	15	7.5
25)	Matthews, Ten. (WR)	390	28	13.9	-3	1	-3.0	393	27	14.6
26)	De. Thomas, Den. (WR)	389	30	13.0	0	0	---	389	30	13.0
27)	Hopkins, Hou. (WR)	382	37	10.3	0	0	---	382	37	10.3
28)	Lee, Jac. (WR)	380	25	15.2	17	1	17.0	363	24	15.1
29)	Henry, Ten. (RB)	366	79	4.6	331	75	4.4	35	4	8.8
30)	Collins, Bal. (RB)	365	62	5.9	365	62	5.9	0	0	---
31)	Landry, Mia. (WR)	358	46	7.8	-7	1	-7.0	365	45	8.1
32)	Cooper, Oak. (WR)	356	29	12.3	0	0	---	356	29	12.3
33)	Ivory, Jac. (RB)	352	73	4.8	209	57	3.7	143	16	8.9
34)	Hurns, Jac. (WR)	345	26	13.3	0	0	---	345	26	13.3
35)	*Mixon, Cin. (RB)	333	88	3.8	235	74	3.2	98	14	7.0
36)	Anderson, NY-J (WR)	331	21	15.8	0	0	---	331	21	15.8
37t)	Crabtree, Oak. (WR)	328	28	11.7	0	0	---	328	28	11.7
37t)	Kearse, NY-J (WR)	328	27	12.1	0	0	---	328	27	12.1
39)	Amendola, N.E. (WR)	324	29	11.2	0	0	---	324	29	11.2
40)	Walker, Ten. (TE)	322	34	9.5	-2	2	-1.0	324	32	10.1
41)	Gillislee, N.E. (RB)	321	87	3.7	321	87	3.7	0	0	---
42)	J. Cook, Oak. (TE)	316	27	11.7	0	0	---	316	27	11.7
43)	Forte, NY-J (RB)	315	58	5.4	157	39	4.0	158	19	8.3
44)	Richard, Oak. (RB)	311	47	6.6	158	35	4.5	153	12	12.8
45)	Lynch, Oak. (RB)	304	76	4.0	266	72	3.7	38	4	9.5
46)	Henry, LA-C (TE)	301	21	14.3	0	0	---	301	21	14.3
47)	Ty. Williams, LA-C (WR)	298	21	14.2	0	0	---	298	21	14.2
48t)	*Foreman, Hou. (RB)	275	53	5.2	207	50	4.1	68	3	22.7
48t)	D. Lewis, N.E. (RB)	275	51	5.4	227	43	5.3	48	8	6.0
50)	Moncrief, Ind. (WR)	271	18	15.1	0	0	---	271	18	15.1

WEEK 7 / THROUGH MONDAY, OCTOBER 23, 2017

AFC / LEADERS IN FIRST DOWNS

Rank	Player, Team	Rush	Rec	Tot
1)	Bell, Pit. (RB)	42	10	52
2)	*K. Hunt, K.C. (RB)	27	12	39
3)	Gordon, LA-C (RB)	23	13	36
4)	Brown, Pit. (WR)	0	34	34
5)	McCoy, Buf. (RB)	20	10	30
6)	*Fournette, Jac. (RB)	24	5	29
7)	Allen, Bal. (RB)	18	10	28
8)	Allen, LA-C (WR)	0	27	27
9t)	Landry, Mia. (WR)	0	26	26
9t)	L. Miller, Hou. (RB)	17	9	26
11t)	Hopkins, Hou. (WR)	0	25	25
11t)	Kelce, K.C. (TE)	2	23	25
13t)	Ajayi, Mia. (RB)	23	1	24
13t)	D. Johnson, Cle. (RB)	9	15	24
15t)	Cooks, N.E. (WR)	1	22	23
15t)	Green, Cin. (WR)	0	23	23
17t)	Gronkowski, N.E. (TE)	0	22	22
17t)	Hill, K.C. (WR)	0	22	22
19t)	C. Anderson, Den. (RB)	19	2	21
19t)	Walker, Ten. (TE)	1	20	21
21t)	Crowell, Cle. (RB)	14	6	20
21t)	Gillislee, N.E. (RB)	20	0	20
21t)	Hilton, Ind. (WR)	0	20	20
24t)	Amendola, N.E. (WR)	0	19	19
24t)	Crabtree, Oak. (WR)	0	19	19
24t)	Hogan, N.E. (WR)	1	18	19
24t)	Hurns, Jac. (WR)	0	19	19
24t)	Lee, Jac. (WR)	1	18	19
24t)	Matthews, Ten. (WR)	0	19	19
24t)	*Mixon, Cin. (RB)	15	4	19
24t)	White, N.E. (RB)	4	15	19
32t)	Ivory, Jac. (RB)	11	7	18
32t)	De. Thomas, Den. (WR)	0	18	18
34t)	J. Cook, Oak. (TE)	0	17	17
34t)	Henry, Ten. (RB)	16	1	17
34t)	Murray, Ten. (RB)	12	5	17
37t)	Cooper, Oak. (WR)	0	16	16
37t)	Gore, Ind. (RB)	12	4	16
37t)	Moncrief, Ind. (WR)	0	16	16
40t)	Henry, LA-C (TE)	0	15	15
40t)	Powell, NY-J (RB)	9	6	15
40t)	Sanders, Den. (WR)	0	15	15
43t)	Kearse, NY-J (WR)	0	14	14
43t)	Lynch, Oak. (RB)	13	1	14
43t)	Richard, Oak. (RB)	6	8	14
43t)	Watson, Bal. (TE)	0	14	14
47t)	Anderson, NY-J (WR)	0	13	13
47t)	Collins, Bal. (RB)	13	0	13
47t)	Louis, Cle. (WR)	0	13	13
47t)	*Smith-Schuster, Pit. (WR)	0	13	13
47t)	West, Bal. (RB)	11	2	13
47t)	A. Wilson, K.C. (WR)	1	12	13

WEEK 7 / THROUGH MONDAY, OCTOBER 23, 2017

AFC / LEADING PUNTERS

Rank	Player, Team	No	Yards	Lg	Avg	TB	Blk	Dwn	OB	Opp Ret	Ret Yds	In 20	Net Avg
1)	King, Oak.	30	1568	65	52.3	2	0	3	2	18	115	14	47.1
2)	Kern, Ten.	33	1701	71	51.5	3	0	1	7	18	105	12	46.5
3)	Kaser, LA-C	36	1810	69	50.3	5	0	4	3	22	205	13	41.8
4)	Lechler, Hou.	32	1602	68	50.1	0	0	3	2	20	287	11	41.1
5)	Colquitt, Cle.	35	1742	67	49.8	0	1	6	1	24	233	10	41.9
6)	Huber, Cin.	31	1470	61	47.4	0	0	4	3	17	160	15	42.3
7)	Edwards, NY-J	37	1737	70	46.9	2	0	4	4	18	142	14	42.0
8)	*Haack, Mia.	33	1532	64	46.4	3	0	7	3	14	118	11	41.0
9)	Koch, Bal.	39	1809	67	46.4	2	0	8	8	16	164	13	41.2
10)	Schmidt, Buf.	30	1385	60	46.2	4	0	1	0	16	88	10	40.6
11)	*Sanchez, Ind.	40	1840	61	46.0	1	0	5	10	8	36	17	44.6
12)	Dixon, Den.	26	1171	55	45.0	1	0	3	2	10	152	8	38.4
13)	Colquitt, K.C.	28	1256	63	44.9	3	0	4	2	8	79	15	39.9
14)	Nortman, Jac.	34	1515	61	44.6	1	1	2	9	9	100	13	39.9
15)	R. Allen, N.E.	28	1208	60	43.1	2	0	5	3	15	98	8	38.2
16)	Berry, Pit.	30	1252	62	41.7	2	0	3	6	10	104	10	36.9

AFC / LEADING PUNTERS, NET AVERAGE

Rank	Player, Team	No	Yards	Lg	Avg	TB	Blk	Dwn	OB	Opp Ret	Ret Yds	In 20	Net Avg
1)	King, Oak.	30	1568	65	52.3	2	0	3	2	18	115	14	47.1
2)	Kern, Ten.	33	1701	71	51.5	3	0	1	7	18	105	12	46.5
3)	*Sanchez, Ind.	40	1840	61	46.0	1	0	5	10	8	36	17	44.6
4)	Huber, Cin.	31	1470	61	47.4	0	0	4	3	17	160	15	42.3
5)	Edwards, NY-J	37	1737	70	46.9	2	0	4	4	18	142	14	42.0
6)	Colquitt, Cle.	35	1742	67	49.8	0	1	6	1	24	233	10	41.9
7)	Kaser, LA-C	36	1810	69	50.3	5	0	4	3	22	205	13	41.8
8)	Koch, Bal.	39	1809	67	46.4	2	0	8	8	16	164	13	41.2
9)	Lechler, Hou.	32	1602	68	50.1	0	0	3	2	20	287	11	41.1
10)	*Haack, Mia.	33	1532	64	46.4	3	0	7	3	14	118	11	41.0
11)	Schmidt, Buf.	30	1385	60	46.2	4	0	1	0	16	88	10	40.6
12)	Colquitt, K.C.	28	1256	63	44.9	3	0	4	2	8	79	15	39.9
13)	Nortman, Jac.	34	1515	61	44.6	1	1	2	9	9	100	13	39.9
14)	Dixon, Den.	26	1171	55	45.0	1	0	3	2	10	152	8	38.4
15)	R. Allen, N.E.	28	1208	60	43.1	2	0	5	3	15	98	8	38.2
16)	Berry, Pit.	30	1252	62	41.7	2	0	3	6	10	104	10	36.9

WEEK 7 / THROUGH MONDAY, OCTOBER 23, 2017

AFC / PUNT RETURN LEADERS

Rank	Player, Team	Ret	FC	Yards	Avg	Long	TD
1)	Campanaro, Bal.	14	7	193	13.8	77t	1
2)	Amendola, N.E.	10	7	131	13.1	40	0
3)	Tate, Buf.	8	0	96	12.0	40	0
4)	Hill, K.C.	13	3	152	11.7	82t	1
5)	Benjamin, LA-C	15	12	164	10.9	65t	1
6)	*Jackson, Ten.	14	3	148	10.6	46	0
7)	*McKenzie, Den.	14	4	139	9.9	31	0
8)	Erickson, Cin.	21	7	158	7.5	26	0
9)	Ervin, Hou.	8	4	60	7.5	21	0
10)	Grant, Mia.	12	5	78	6.5	14	0
11)	*Peppers, Cle.	17	7	109	6.4	25	0
12)	Kerley, NY-J	13	8	76	5.8	15	0
13)	Richard, Oak.	12	4	55	4.6	13	0
14)	Bray, Ind.	13	6	46	3.5	16	0

AFC / KICKOFF RETURN LEADERS

Rank	Player, Team	Ret	Yards	Avg	Long	TD
1)	Rainey, Bal.	9	290	32.2	96t	1
2)	Patterson, Oak.	10	297	29.7	49	0
3)	A. Hunt, K.C.	9	243	27.0	42	0
4)	Bray, Ind.	16	394	24.6	60	0
5)	Erickson, Cin.	10	245	24.5	41	0
6)	*Jackson, Ten.	9	200	22.2	48	0
7)	Thompson, Chi.-Buf.	11	229	20.8	29	0
8)	D. Lewis, N.E.	9	170	18.9	26	0

WEEK 7 / THROUGH MONDAY, OCTOBER 23, 2017

AFC / LEADERS IN INTERCEPTIONS

Rank	Player, Team	Int	Yards	Avg	Long	TD
1t)	Byard, Ten.	4	67	16.8	28	0
1t)	Hyde, Buf.	4	62	15.5	37	0
3t)	Gipson, Jac.	3	76	25.3	67	0
3t)	*Hooker, Ind.	3	73	24.3	32	0
3t)	McCourty, Cle.	3	59	19.7	56t	1
3t)	Carr, Bal.	3	57	19.0	33	0
7t)	Joseph, Hou.	2	85	42.5	82t	1
7t)	Peters, K.C.	2	54	27.0	38	0
7t)	*Maye, NY-J	2	44	22.0	32	0
7t)	Smith, Jac.	2	30	15.0	28t	1
7t)	*Cole, Hou.	2	28	14.0	25t	1
7t)	Melvin, Ind.	2	28	14.0	21	0
7t)	Bouye, Jac.	2	19	9.5	19	0
7t)	Ramsey, Jac.	2	16	8.0	15	0
7t)	Brooks, NY-J	2	13	6.5	13	0
7t)	Poyer, Buf.	2	13	6.5	13	0
7t)	Webb, Bal.	2	10	5.0	10	0
7t)	Hal, Hou.	2	3	1.5	3	0
7t)	Shazier, Pit.	2	2	1.0	2	0
7t)	Weddle, Bal.	2	2	1.0	2	0
7t)	Mitchell, K.C.	2	0	0.0	0	0
7t)	M. Butler, N.E.	2	-1	-0.5	1	0
23t)	Talib, Den.	1	103	103.0	103t	1
23t)	William Jackson, Cin.	1	75	75.0	75t	1
23t)	Church, Jac.	1	51	51.0	51t	1
23t)	Burris, NY-J	1	48	48.0	48	0
23t)	Gilmore, N.E.	1	39	39.0	39	0
23t)	Mosley, Bal.	1	31	31.0	31	0
23t)	Kindred, Cle.	1	30	30.0	30	0
23t)	Claiborne, NY-J	1	28	28.0	28	0
23t)	*Bowser, Bal.	1	27	27.0	27	0
23t)	Simon, Ind.	1	26	26.0	26t	1
23t)	C. Harris, Den.	1	23	23.0	23	0
23t)	Tr. Williams, LA-C	1	21	21.0	21	0
23t)	Hilton, Pit.	1	19	19.0	19	0
23t)	M. Gilchrist, Hou.	1	17	17.0	17	0
23t)	*Watt, Pit.	1	17	17.0	17	0
23t)	Boston, LA-C	1	15	15.0	15	0
23t)	Jones, Mia.	1	15	15.0	15	0
23t)	*Milano, Buf.	1	15	15.0	15	0
23t)	Iloka, Cin.	1	14	14.0	14	0
23t)	T. Smith, Ten.	1	14	14.0	14	0
23t)	*White, Buf.	1	14	14.0	14	0
23t)	Harmon, N.E.	1	12	12.0	12	0
23t)	Ealy, NY-J	1	9	9.0	9	0
23t)	Searcy, Ten.	1	8	8.0	8	0
23t)	J. Smith, Bal.	1	8	8.0	8	0
23t)	McCain, Mia.	1	6	6.0	6	0
23t)	Fejedelem, Cin.	1	5	5.0	5	0
23t)	Phillips, LA-C	1	4	4.0	4	0
23t)	Wilkerson, NY-J	1	3	3.0	3	0
23t)	Riley, Ten.	1	2	2.0	2	0
23t)	Gaines, Buf.	1	1	1.0	1	0
23t)	Haden, Pit.	1	1	1.0	1	0
23t)	Pullard, LA-C	1	1	1.0	1	0
23t)	Farley, Ind.	1	0	0.0	0	0
23t)	McCourty, N.E.	1	0	0.0	0	0
23t)	Roby, Den.	1	0	0.0	0	0
23t)	Simmons, Den.	1	0	0.0	0	0
23t)	Skrine, NY-J	1	0	0.0	0	0
23t)	Vigil, Cin.	1	0	0.0	0	0
23t)	Wilcox, Pit.	1	0	0.0	0	0
23t)	Gay, Pit.	1	-1	-1.0	-1	0
23t)	Hayward, LA-C	1	-2	-2.0	-2	0
23t)	Jones, K.C.	1	-3	-3.0	-3	0

WEEK 7 / THROUGH MONDAY, OCTOBER 23, 2017

AFC / LEADERS IN SACKS

Rank	Player, Team	Sacks
1)	Campbell, Jac. (DE)	10.0
2)	Ingram, LA-C (LB)	8.5
3)	Bosa, LA-C (DE)	7.5
4)	Miller, Den. (LB)	7.0
5)	Ngakoue, Jac. (DE)	6.5
6)	Wake, Mia. (DE)	6.0
7t)	Fowler, Jac. (DE)	5.5
7t)	Houston, K.C. (LB)	5.5
9)	McCain, LA-C (DE)	5.0
10t)	Mack, Oak. (DE)	4.5
10t)	Morgan, Ten. (LB)	4.5
10t)	Suggs, Bal. (LB)	4.5
13t)	Atkins, Cin. (DT)	4.0
13t)	*Garrett, Cle. (DE)	4.0
13t)	Heyward, Pit. (DE)	4.0
13t)	*Watt, Pit. (LB)	4.0
13t)	Williams, Pit. (LB)	4.0
18t)	T. Flowers, N.E. (DE)	3.5
18t)	Jones, K.C. (DE)	3.5
18t)	*Lawson, Cin. (DE)	3.5
18t)	Van Noy, N.E. (LB)	3.5
22t)	Branch, Mia. (DE)	3.0
22t)	Chickillo, Pit. (LB)	3.0
22t)	Clowney, Hou. (LB)	3.0
22t)	Dupree, Pit. (LB)	3.0
22t)	Edwards, Oak. (DE)	3.0
22t)	Hughes, Buf. (DE)	3.0
22t)	Jackson, Jac. (DT)	3.0
22t)	M. Johnson, Cin. (DE)	3.0
22t)	Simon, Ind. (LB)	3.0
22t)	*Wise, N.E. (DE)	3.0
32t)	Davis, NY-J (LB)	2.5
32t)	Sheard, Ind. (LB)	2.5
32t)	Suh, Mia. (DT)	2.5
35t)	*Adams, NY-J (DB)	2.0
35t)	Alexander, Buf. (LB)	2.0
35t)	Bailey, K.C. (DE)	2.0
35t)	Barrett, Den. (LB)	2.0
35t)	Bass, Sea.-NY-J (LB)	2.0
35t)	James Burgess, Cle. (LB)	2.0
35t)	Casey, Ten. (DE)	2.0
35t)	Dennard, Cin. (DB)	2.0
35t)	Ford, K.C. (LB)	2.0
35t)	*Hairston, Ind. (DB)	2.0
35t)	Hargrave, Pit. (NT)	2.0
35t)	S. Harris, Den. (DE)	2.0
35t)	Hightower, N.E. (LB)	2.0
35t)	Irvin, Oak. (LB)	2.0
35t)	Jack, Jac. (LB)	2.0
35t)	Jefferson, Bal. (DB)	2.0
35t)	Judon, Bal. (LB)	2.0
35t)	Lawson, Buf. (DE)	2.0
35t)	McKinney, Hou. (LB)	2.0
35t)	Ogbah, Cle. (DE)	2.0
35t)	Philon, LA-C (DE)	2.0
35t)	Poyer, Buf. (DB)	2.0
35t)	Webb, Bal. (DB)	2.0
35t)	Woodyard, Ten. (LB)	2.0

WEEK 7 / THROUGH MONDAY, OCTOBER 23, 2017

NFL / LEADING PASSERS

Player, Team	Att	Comp	Pct Comp	Yds	Avg Gain	TD	Pct TD	Long	Int	Pct Int	Rating Points
A. Smith, K.C.	228	165	72.4	1979	8.68	15	6.6	78t	0	0.0	120.5
Brady, N.E.	262	174	66.4	2208	8.43	15	5.7	54	2	0.8	108.4
Cousins, Was.	198	135	68.2	1637	8.27	12	6.1	74	3	1.5	107.2
Wentz, Phi.	232	143	61.6	1852	7.98	17	7.3	72t	4	1.7	104.0
A. Rodgers, G.B.	193	128	66.3	1385	7.18	13	6.7	72	3	1.6	103.2
*Watson, Hou.	174	107	61.5	1297	7.45	15	8.6	48t	5	2.9	101.1
Brees, N.O.	220	152	69.1	1652	7.51	11	5.0	52	4	1.8	100.0
Prescott, Dal.	204	128	62.7	1426	6.99	14	6.9	72t	4	2.0	98.2
Wilson, Sea.	217	138	63.6	1556	7.17	11	5.1	46	3	1.4	96.1
Carr, Oak.	191	124	64.9	1341	7.02	11	5.8	64t	4	2.1	95.9
Winston, T.B.	208	131	63.0	1643	7.90	10	4.8	58t	4	1.9	95.5
Taylor, Buf.	169	105	62.1	1178	6.97	7	4.1	47	2	1.2	91.8
McCown, NY-J	221	153	69.2	1583	7.16	10	4.5	69t	7	3.2	91.5
Goff, LA-R	222	133	59.9	1719	7.74	9	4.1	69	4	1.8	90.3
Rivers, LA-C	256	156	60.9	1816	7.09	12	4.7	75t	5	2.0	89.9
Ryan, Atl.	203	135	66.5	1590	7.83	7	3.4	88t	6	3.0	89.3
Stafford, Det.	225	136	60.4	1428	6.35	12	5.3	45t	4	1.8	89.3
Keenum, Min.	190	122	64.2	1322	6.96	5	2.6	59t	2	1.1	89.0
Manning, NY-G	260	167	64.2	1600	6.15	10	3.8	77t	5	1.9	86.1
Bortles, Jac.	196	115	58.7	1398	7.13	9	4.6	52	5	2.6	85.4
Palmer, Ariz	267	164	61.4	1978	7.41	9	3.4	46	7	2.6	84.4
Dalton, Cin.	189	121	64.0	1360	7.20	9	4.8	77t	8	4.2	83.7
Mariota, Ten.	176	110	62.5	1301	7.39	4	2.3	55t	4	2.3	83.1
Siemian, Den.	211	133	63.0	1471	6.97	8	3.8	44	7	3.3	82.5
Roethlisberger, Pit.	244	151	61.9	1745	7.15	9	3.7	51t	8	3.3	82.1
Newton, Car.	231	148	64.1	1687	7.30	9	3.9	64	10	4.3	80.9
Brissett, Ind.	201	120	59.7	1409	7.01	3	1.5	63	3	1.5	79.8
Cutler, Mia.	180	113	62.8	995	5.53	7	3.9	36	5	2.8	78.8
Glennon, Chi.	140	93	66.4	833	5.95	4	2.9	29	5	3.6	76.9
Hoyer, S.F.	205	119	58.0	1245	6.07	4	2.0	59	4	2.0	74.1
Flacco, Bal.	224	143	63.8	1189	5.31	5	2.2	54	8	3.6	70.0
*Kizer, Cle.	179	93	52.0	965	5.39	3	1.7	38	11	6.1	47.8

NFL / LEADING PASSERS, RANKS

Player, Team	Att	Comp	Pct Comp	Yds	Avg Gain	TD	Pct TD	Long	Int	Pct Int	Rating Points
A. Smith, K.C.	8	3	1	2	1	2t	5		1	1	1
Brady, N.E.	2	1	7	1	2	2t	8		2t	2	2
Cousins, Was.	21	14t	4	11	3	7t	6		5t	7	3
Wentz, Phi.	6	10t	23	4	4	1	2		9t	9	4
A. Rodgers, G.B.	23	19t	8	21	14	6	4		5t	8	5
*Watson, Hou.	30	29	24	26	9	2t	1		18t	23	6
Brees, N.O.	13	7	3	9	8	10t	11		9t	12	7
Prescott, Dal.	18	19t	19	18	22	5	3		9t	17	8
Wilson, Sea.	14	12	15	15	15	10t	10		5t	5	9
Carr, Oak.	24	21	9	23	20	10t	7		9t	18	10
Winston, T.B.	16	18	17	10	5	13t	12		9t	13t	11
Taylor, Buf.	31	30	21	29	24	23t	17		2t	4	12
McCown, NY-J	12	6	2	14	16	13t	16		25t	25	13
Goff, LA-R	11	16t	28	7	7	16t	18		9t	11	14
Rivers, LA-C	4	5	26	5	19	7t	14		18t	16	15
Ryan, Atl.	19	14t	5	13	6	23t	24		24	24	16
Stafford, Det.	9	13	27	17	26	7t	9		9t	10	17
Keenum, Min.	25	22	11	24	25	26t	27		2t	3	18
Manning, NY-G	3	2	10	12	27	13t	21		18t	13t	19
Bortles, Jac.	22	26	30	20	18	16t	15		18t	20	20
Palmer, Ariz	1	4	25	3	10	16t	25		25t	21	21
Dalton, Cin.	26	23	13	22	13	16t	13		28t	30	22
Mariota, Ten.	29	28	20	25	11	28t	28		9t	19	23
Siemian, Den.	15	16t	16	16	23	22	22		25t	27	24
Roethlisberger, Pit.	5	8	22	6	17	16t	23		28t	26	25
Newton, Car.	7	9	12	8	12	16t	19		31	31	26
Brissett, Ind.	20	24	29	19	21	32t	32		5t	6	27
Cutler, Mia.	27	27	18	30	30	23t	20		18t	22	28
Glennon, Chi.	32	31t	6	32	29	28t	26		18t	28t	29
Hoyer, S.F.	17	25	31	27	28	28t	30		9t	15	30
Flacco, Bal.	10	10t	14	28	32	26t	29		28t	28t	31
*Kizer, Cle.	28	31t	32	31	31	32t	31		32	32	32

WEEK 7 / THROUGH MONDAY, OCTOBER 23, 2017

NFL / FOURTH-QUARTER PASSING LEADERS

Rank	Player, Team	Att	Comp	Comp%	Yards	YPA	TD	TD%	Int	Int%	Rating
1)	Wilson, Sea.	52	36	69.2	435	8.37	7	13.5	0	0.0	134.2
2)	Moore, Mia.	15	10	66.7	132	8.80	2	13.3	0	0.0	133.9
3)	A. Rodgers, G.B.	54	34	63.0	359	6.65	6	11.1	0	0.0	119.3
4)	Hogan, Cle.	26	18	69.2	202	7.77	2	7.7	0	0.0	117.8
5)	A. Smith, K.C.	61	37	60.7	543	8.90	4	6.6	0	0.0	111.6
6)	Rivers, LA-C	81	52	64.2	586	7.23	6	7.4	0	0.0	110.4
7)	Winston, T.B.	61	43	70.5	570	9.34	4	6.6	2	3.3	108.0
8)	Brees, N.O.	58	46	79.3	429	7.40	3	5.2	1	1.7	107.5
9)	Mariota, Ten.	37	21	56.8	284	7.68	2	5.4	0	0.0	99.4
10)	Brady, N.E.	58	38	65.5	427	7.36	2	3.4	0	0.0	98.9
11)	Carr, Oak.	59	37	62.7	364	6.17	3	5.1	0	0.0	97.0
12)	Manning, NY-G	80	51	63.7	578	7.23	5	6.3	2	2.5	95.7
13)	Hoyer, S.F.	57	31	54.4	330	5.79	4	7.0	0	0.0	94.9
14)	Ryan, Atl.	62	40	64.5	505	8.15	4	6.5	3	4.8	91.1
15)	Bortles, Jac.	32	22	68.8	261	8.16	1	3.1	1	3.1	90.8
16)	Wentz, Phi.	57	35	61.4	359	6.30	3	5.3	1	1.8	89.7
17)	Cousins, Was.	50	34	68.0	368	7.36	2	4.0	2	4.0	86.1
18)	Glennon, Chi.	69	45	65.2	410	5.94	2	2.9	1	1.4	84.8
19)	*Watson, Hou.	52	28	53.8	439	8.44	4	7.7	3	5.8	83.7
20)	Cutler, Mia.	58	36	62.1	349	6.02	2	3.4	1	1.7	83.2
21)	Palmer, Ariz	80	46	57.5	573	7.16	2	2.5	1	1.3	83.0
22)	Brissett, Ind.	54	33	61.1	383	7.09	0	0.0	0	0.0	82.6
23)	Taylor, Buf.	36	26	72.2	269	7.47	0	0.0	1	2.8	81.8
24)	Stafford, Det.	58	29	50.0	379	6.53	4	6.9	2	3.4	79.6
25)	Prescott, Dal.	59	32	54.2	419	7.10	4	6.8	3	5.1	78.3
26)	Keenum, Min.	45	26	57.8	257	5.71	0	0.0	0	0.0	74.0
27)	Goff, LA-R	45	22	48.9	372	8.27	2	4.4	2	4.4	73.6
28)	Siemian, Den.	49	32	65.3	387	7.90	1	2.0	3	6.1	70.7
29)	*Beathard, S.F.	29	16	55.2	164	5.66	1	3.4	1	3.4	68.8
30)	Roethlisberger, Pit.	52	32	61.5	385	7.40	1	1.9	3	5.8	66.6
31)	Flacco, Bal.	69	44	63.8	361	5.23	1	1.4	3	4.3	63.7
32)	McCown, NY-J	58	36	62.1	378	6.52	2	3.4	4	6.9	63.7
33)	Dalton, Cin.	41	23	56.1	220	5.37	0	0.0	1	2.4	61.0
34)	*Kizer, Cle.	57	26	45.6	284	4.98	2	3.5	3	5.3	50.6
35)	Manuel, Oak.	23	12	52.2	123	5.35	0	0.0	1	4.3	49.7
36)	Newton, Car.	53	28	52.8	268	5.06	1	1.9	4	7.5	42.0
37)	Hundley, G.B.	29	15	51.7	105	3.62	0	0.0	3	10.3	20.7

NFL / THIRD-DOWN PASSING LEADERS

Rank	Player, Team	Att	Comp	Comp%	Yards	YPA	TD	TD%	Int	Int%	Rating
1)	Wentz, Phi.	68	46	67.6	678	9.97	8	11.8	1	1.5	133.1
2)	Brady, N.E.	68	45	66.2	610	8.97	5	7.4	0	0.0	119.1
3)	Stafford, Det.	66	39	59.1	487	7.38	6	9.1	0	0.0	112.4
4)	A. Smith, K.C.	59	41	69.5	495	8.39	3	5.1	0	0.0	111.9
5)	Goff, LA-R	70	44	62.9	524	7.49	5	7.1	1	1.4	103.5
6)	McCown, NY-J	65	49	75.4	557	8.57	4	6.2	3	4.6	101.9
7)	A. Rodgers, G.B.	44	24	54.5	348	7.91	4	9.1	1	2.3	101.3
8)	*Watson, Hou.	37	22	59.5	199	5.38	3	8.1	0	0.0	101.1
9)	Brees, N.O.	61	41	67.2	442	7.25	3	4.9	1	1.6	97.8
10)	Taylor, Buf.	57	39	68.4	401	7.04	4	7.0	2	3.5	97.2
11)	Prescott, Dal.	54	36	66.7	359	6.65	3	5.6	1	1.9	96.1
12)	Manning, NY-G	68	44	64.7	390	5.74	3	4.4	0	0.0	94.6
13)	Cutler, Mia.	48	31	64.6	260	5.42	2	4.2	0	0.0	92.4
14)	Ryan, Atl.	44	27	61.4	352	8.00	2	4.5	1	2.3	92.2
15)	Carr, Oak.	52	35	67.3	331	6.37	2	3.8	1	1.9	89.5
16)	Keenum, Min.	58	37	63.8	388	6.69	1	1.7	0	0.0	88.9
17)	Winston, T.B.	48	27	56.3	357	7.44	1	2.1	0	0.0	86.9
18)	Glennon, Chi.	41	29	70.7	291	7.10	2	4.9	2	4.9	86.5
19)	Siemian, Den.	62	38	61.3	453	7.31	4	6.5	3	4.8	84.9
20)	Cousins, Was.	61	36	59.0	425	6.97	4	6.6	3	4.9	81.7
21)	Wilson, Sea.	66	40	60.6	379	5.74	2	3.0	1	1.5	80.3
22)	Palmer, Ariz	75	44	58.7	552	7.36	2	2.7	2	2.7	79.4
23)	Hoyer, S.F.	60	35	58.3	283	4.72	2	3.3	1	1.7	74.5
24)	Flacco, Bal.	58	35	60.3	323	5.57	1	1.7	1	1.7	74.1
25)	Rivers, LA-C	75	46	61.3	579	7.72	2	2.7	4	5.3	72.0
26)	Brissett, Ind.	63	33	52.4	398	6.32	1	1.6	1	1.6	70.7
27)	Dalton, Cin.	49	28	57.1	342	6.98	3	6.1	4	8.2	65.2
28)	Mariota, Ten.	59	30	50.8	339	5.75	0	0.0	1	1.7	61.3
29)	Bortles, Jac.	63	31	49.2	350	5.56	1	1.6	2	3.2	58.3
30)	Roethlisberger, Pit.	67	34	50.7	388	5.79	4	6.0	5	7.5	57.3
31)	Newton, Car.	64	37	57.8	476	7.44	2	3.1	8	12.5	52.1
32)	*Kizer, Cle.	46	22	47.8	271	5.89	0	0.0	4	8.7	30.3

WEEK 7 / THROUGH MONDAY, OCTOBER 23, 2017

NFL / LEADING RUSHERS

Rank	Player, Team	Att	Yards	Avg	Long	TD
1)	*K. Hunt, K.C.	124	717	5.8	69t	4
2)	Bell, Pit.	169	684	4.0	27	4
3)	Gurley, LA-R	145	627	4.3	29	5
4)	*Fournette, Jac.	130	596	4.6	90t	6
5)	Howard, Chi.	139	560	4.0	53	4
6)	E. Elliott, Dal.	131	540	4.1	30	4
7)	Ajayi, Mia.	125	442	3.5	20	0
8)	Hyde, S.F.	100	428	4.3	61	4
9)	Freeman, Atl.	91	425	4.7	44	5
10)	Blount, Phi.	84	419	5.0	68	1
11)	Gordon, LA-C	117	394	3.4	21	3
12)	C. Anderson, Den.	92	391	4.3	40	1
13)	Ingram, N.O.	89	389	4.4	51	3
14t)	L. Miller, Hou.	98	372	3.8	19	1
14t)	Murray, Ten.	86	372	4.3	75t	2
16)	McCoy, Buf.	110	370	3.4	27	2
17)	Collins, Bal.	62	365	5.9	50	0
18)	*Cook, Min.	74	354	4.8	33	2
19)	*A. Jones, G.B.	62	346	5.6	46t	3
20)	Abdullah, Det.	90	342	3.8	34	1
21)	Henry, Ten.	75	331	4.4	72t	2
22)	Gore, Ind.	94	322	3.4	21	2
23)	Gillislee, N.E.	87	321	3.7	16	4
24)	Allen, Bal.	82	301	3.7	37	1
25)	Stewart, Car.	99	295	3.0	17	0
26)	Crowell, Cle.	91	287	3.2	17	0
27)	Powell, NY-J	60	283	4.7	75t	2
28)	Darkwa, NY-G	51	274	5.4	47	1
29)	Lynch, Oak.	72	266	3.7	15	2
30)	McKinnon, Min.	55	237	4.3	58t	2
31)	A. Peterson, N.O.-Ariz	64	236	3.7	27t	2
32)	*Mixon, Cin.	74	235	3.2	25	1
33)	T. Coleman, Atl.	44	229	5.2	35	1
34)	D. Lewis, N.E.	43	227	5.3	31	2
35)	*Cohen, Chi.	50	226	4.5	46	0
36)	*Kamara, N.O.	34	215	6.3	25t	1
37)	C. Thompson, Was.	43	213	5.0	61t	2
38)	Newton, Car. (QB)	49	211	4.3	16t	3
39)	Murray, Min.	59	210	3.6	35	1
40)	Ivory, Jac.	57	209	3.7	19	1
41)	*Carson, Sea.	49	208	4.2	30	0
42)	*Foreman, Hou.	50	207	4.1	39	0
43)	*McGuire, NY-J	47	205	4.4	69t	1
44)	*Watson, Hou. (QB)	28	202	7.2	49t	2
45t)	Charles, Den.	42	196	4.7	19	1
45t)	Wentz, Phi. (QB)	40	196	4.9	24	0
47)	Montgomery, G.B.	60	186	3.1	11	2
48)	Martin, T.B.	47	176	3.7	27	2
49)	Taylor, Buf. (QB)	38	174	4.6	26	0
50)	Rodgers, T.B.	47	170	3.6	36	1

WEEK 7 / THROUGH MONDAY, OCTOBER 23, 2017

NFL / LEADERS IN RECEPTIONS

Rank	Player, Team	Rec	Yards	Avg	Long	TD
1)	Brown, Pit.	52	765	14.7	51t	3
2t)	Fitzgerald, Ariz	45	494	11.0	37	3
2t)	Landry, Mia.	45	365	8.1	29	3
4)	*McCaffrey, Car. (RB)	44	329	7.5	37	2
5)	Thielen, Min.	43	529	12.3	45	0
6)	Ertz, Phi. (TE)	39	494	12.7	53	5
7t)	Garcon, S.F.	38	483	12.7	59	0
7t)	White, N.E. (RB)	38	280	7.4	26	1
9t)	Kelce, K.C. (TE)	37	423	11.4	44	3
9t)	Hopkins, Hou.	37	382	10.3	34t	6
11t)	Hill, K.C.	36	515	14.3	75t	3
11t)	Allen, LA-C	36	487	13.5	50	1
11t)	Baldwin, Sea.	36	376	10.4	36	2
11t)	Tate, Det.	36	363	10.1	45t	2
15t)	Green, Cin.	35	545	15.6	77t	3
15t)	Thomas, N.O.	35	403	11.5	33	2
17t)	Ju. Jones, Atl.	34	466	13.7	34	1
17t)	M. Evans, T.B.	34	459	13.5	41	4
19)	Bell, Pit. (RB)	33	214	6.5	42	0
20t)	Walker, Ten. (TE)	32	324	10.1	23	0
20t)	D. Johnson, Cle. (RB)	32	314	9.8	41t	1
20t)	McCoy, Buf. (RB)	32	220	6.9	21	0
23t)	Funchess, Car.	31	346	11.2	24	3
23t)	Witten, Dal. (TE)	31	283	9.1	28t	3
23t)	Allen, Bal. (RB)	31	143	4.6	14	1
26t)	De. Thomas, Den.	30	389	13.0	40	0
26t)	D. Adams, G.B.	30	351	11.7	41	5
26t)	*Engram, NY-G (TE)	30	342	11.4	31	3
26t)	Doyle, Ind. (TE)	30	257	8.6	21	1
30t)	Gronkowski, N.E. (TE)	29	452	15.6	53t	4
30t)	Benjamin, Car.	29	436	15.0	43	1
30t)	Cooper, Oak.	29	356	12.3	45t	3
30t)	Amendola, N.E.	29	324	11.2	27	1
30t)	Gordon, LA-C (RB)	29	228	7.9	22	4
30t)	Watson, Bal. (TE)	29	214	7.4	23	1
36t)	Cooks, N.E.	28	537	19.2	54	3
36t)	Hogan, N.E.	28	378	13.5	47t	5
36t)	Crabtree, Oak.	28	328	11.7	41t	6
36t)	Bryant, Dal.	28	327	11.7	36	4
36t)	Cobb, G.B.	28	261	9.3	29	1
36t)	Ellington, Ariz (RB)	28	257	9.2	24	0
36t)	*Kamara, N.O. (RB)	28	209	7.5	38	1
43t)	Hilton, Ind.	27	512	19.0	63	1
43t)	Matthews, Ten.	27	393	14.6	55t	1
43t)	Woods, LA-R	27	381	14.1	31	0
43t)	Brate, T.B. (TE)	27	341	12.6	35	4
43t)	Kearse, NY-J	27	328	12.1	44	4
43t)	J. Cook, Oak. (TE)	27	316	11.7	28	1
43t)	Gurley, LA-R (RB)	27	293	10.9	53t	3
43t)	*Cohen, Chi. (RB)	27	228	8.4	70	1
43t)	Hyde, S.F. (RB)	27	162	6.0	12	0

WEEK 7 / THROUGH MONDAY, OCTOBER 23, 2017

NFL / RECEIVING YARDAGE LEADERS

Rank	Player, Team	Yards	Rec	Avg	Long	TD
1)	Brown, Pit.	765	52	14.7	51t	3
2)	Green, Cin.	545	35	15.6	77t	3
3)	Cooks, N.E.	537	28	19.2	54	3
4)	Thielen, Min.	529	43	12.3	45	0
5)	Hill, K.C.	515	36	14.3	75t	3
6)	Hilton, Ind.	512	27	19.0	63	1
7t)	Ertz, Phi. (TE)	494	39	12.7	53	5
7t)	Fitzgerald, Ariz	494	45	11.0	37	3
9)	Allen, LA-C	487	36	13.5	50	1
10)	Garcon, S.F.	483	38	12.7	59	0
11)	Ju. Jones, Atl.	466	34	13.7	34	1
12)	M. Evans, T.B.	459	34	13.5	41	4
13)	Gronkowski, N.E. (TE)	452	29	15.6	53t	4
14)	Benjamin, Car.	436	29	15.0	43	1
15)	Kelce, K.C. (TE)	423	37	11.4	44	3
16)	Thomas, N.O.	403	35	11.5	33	2
17)	Diggs, Min.	395	23	17.2	59t	4
18)	Matthews, Ten.	393	27	14.6	55t	1
19)	De. Thomas, Den.	389	30	13.0	40	0
20)	Hopkins, Hou.	382	37	10.3	34t	6
21)	Woods, LA-R	381	27	14.1	31	0
22)	Hogan, N.E.	378	28	13.5	47t	5
23)	Baldwin, Sea.	376	36	10.4	36	2
24t)	Agholor, Phi.	366	24	15.3	72t	5
24t)	C. Thompson, Was. (RB)	366	23	15.9	74	3
26)	Landry, Mia.	365	45	8.1	29	3
27t)	Lee, Jac.	363	24	15.1	45	0
27t)	Tate, Det.	363	36	10.1	45t	2
29)	Jackson, T.B.	360	22	16.4	41	2
30)	Cooper, Oak.	356	29	12.3	45t	3
31)	Jeffery, Phi.	354	26	13.6	37	2
32)	Ginn, N.O.	353	22	16.0	47	2
33)	D. Adams, G.B.	351	30	11.7	41	5
34)	Goodwin, S.F.	349	20	17.5	51	0
35)	Funchess, Car.	346	31	11.2	24	3
36)	Hurns, Jac.	345	26	13.3	50	2
37)	*Engram, NY-G (TE)	342	30	11.4	31	3
38)	Brate, T.B. (TE)	341	27	12.6	35	4
39)	Anderson, NY-J	331	21	15.8	69t	2
40)	*McCaffrey, Car. (RB)	329	44	7.5	37	2
41t)	Crabtree, Oak.	328	28	11.7	41t	6
41t)	Kearse, NY-J	328	27	12.1	44	4
43)	Bryant, Dal.	327	28	11.7	36	4
44)	Dickson, Car. (TE)	325	18	18.1	64	0
45t)	Amendola, N.E.	324	29	11.2	27	1
45t)	Walker, Ten. (TE)	324	32	10.1	23	0
47t)	J. Cook, Oak. (TE)	316	27	11.7	28	1
47t)	*Kupp, LA-R	316	23	13.7	28	3
49)	D. Johnson, Cle. (RB)	314	32	9.8	41t	1
50)	Nelson, Ariz	312	19	16.4	45t	2

WEEK 7 / THROUGH MONDAY, OCTOBER 23, 2017

NFL / THIRD-DOWN RECEIVING LEADERS

Rank	Player, Team	Rec	Yards	Avg	Long	TD
1)	Allen, LA-C	19	298	15.7	50	0
2)	Landry, Mia.	15	102	6.8	17	1
3t)	Tate, Det.	13	180	13.8	45t	1
3t)	Brown, Pit.	13	177	13.6	51t	1
3t)	Thielen, Min.	13	163	12.5	27	0
3t)	Fitzgerald, Ariz	13	161	12.4	33	0
3t)	Brate, T.B. (TE)	13	154	11.8	26	1
3t)	McCoy, Buf. (RB)	13	102	7.8	18	0
9t)	Gronkowski, N.E. (TE)	12	211	17.6	53t	3
9t)	*Engram, NY-G (TE)	12	98	8.2	17	1
11t)	Agholor, Phi.	11	247	22.5	72t	2
11t)	Ertz, Phi. (TE)	11	112	10.2	23	3
11t)	Funchess, Car.	11	102	9.3	20	1
11t)	McKinnon, Min. (RB)	11	40	3.6	10	0
15t)	Hilton, Ind.	10	179	17.9	61t	1
15t)	*Kupp, LA-R	10	160	16.0	28	2
15t)	Hurns, Jac.	10	156	15.6	50	1
15t)	Amendola, N.E.	10	136	13.6	27	0
15t)	Jeffery, Phi.	10	125	12.5	16	0
15t)	D. Johnson, Cle. (RB)	10	124	12.4	34	0
15t)	Kelce, K.C. (TE)	10	123	12.3	32	0
15t)	Hill, K.C.	10	121	12.1	38	0
15t)	Lockett, Sea.	10	118	11.8	41	0
15t)	Thomas, N.O.	10	116	11.6	21	0
15t)	Hogan, N.E.	10	114	11.4	26	2
15t)	Baldwin, Sea.	10	93	9.3	27	1
15t)	*Taylor, S.F.	10	77	7.7	18	1
28t)	De. Thomas, Den.	9	170	18.9	40	0
28t)	Ja. Brown, Ariz	9	150	16.7	30	1
28t)	Rudolph, Min. (TE)	9	111	12.3	27	1
28t)	Kerley, NY-J	9	110	12.2	30	0
28t)	Woods, LA-R	9	102	11.3	19	0
28t)	Crabtree, Oak.	9	101	11.2	26t	2
28t)	White, N.E. (RB)	9	70	7.8	16	0
28t)	Hyde, S.F. (RB)	9	61	6.8	12	0
28t)	*Kamara, N.O. (RB)	9	35	3.9	14	1
37t)	C. Thompson, Was. (RB)	8	151	18.9	74	1
37t)	Benjamin, Car.	8	144	18.0	43	0
37t)	Kearse, NY-J	8	120	15.0	34t	2
37t)	Diggs, Min.	8	115	14.4	59t	2
37t)	Matthews, Ten.	8	114	14.3	24	0
37t)	M. Evans, T.B.	8	112	14.0	31	1
37t)	Anderson, NY-J	8	96	12.0	41	0
37t)	Watkins, LA-R	8	95	11.9	28	2
37t)	*McCaffrey, Car. (RB)	8	92	11.5	20	0
37t)	J. Cook, Oak. (TE)	8	91	11.4	28	0
37t)	Reed, Was. (TE)	8	80	10.0	20	0
37t)	Walker, Ten. (TE)	8	75	9.4	19	0
37t)	Seferian-Jenkins, NY-J (TE)	8	42	5.3	10t	2
50t)	Green, Cin.	7	135	19.3	47	2
50t)	M. Jones, Det.	7	125	17.9	38	2
50t)	Nelson, G.B.	7	104	14.9	32t	3
50t)	Thompson, Chi.-Buf.	7	97	13.9	27	1
50t)	Lee, Jac.	7	96	13.7	31	0
50t)	Gurley, LA-R (RB)	7	92	13.1	28	1
50t)	E. Elliott, Dal. (RB)	7	85	12.1	31	1
50t)	Wright, Chi.	7	83	11.9	18	1
50t)	Ju. Jones, Atl.	7	80	11.4	16	0
50t)	D. Adams, G.B.	7	73	10.4	21	1
50t)	Fowler, Den.	7	72	10.3	20	2
50t)	Ellington, Ariz (RB)	7	71	10.1	22	0
50t)	*Cohen, Chi. (RB)	7	67	9.6	14	0
50t)	Cooper, Oak.	7	61	8.7	23	0
50t)	Bell, Pit. (RB)	7	55	7.9	23	0
50t)	Crowder, Was.	7	47	6.7	21	0
50t)	Murray, Ten. (RB)	7	46	6.6	18	0
50t)	*Kittle, S.F. (TE)	7	45	6.4	16	0
50t)	Graham, Sea. (TE)	7	43	6.1	14	0

WEEK 7 / THROUGH MONDAY, OCTOBER 23, 2017

NFL / LEADING SCORERS, NONKICKERS

Rank	Player, Team	TD	Rush	Rec	Ret	X2	Pts
1)	Gurley, LA-R (RB)	8	5	3	0	0	48
2t)	*Fournette, Jac. (RB)	7	6	1	0	0	42
2t)	Gordon, LA-C (RB)	7	3	4	0	0	42
4t)	Crabtree, Oak. (WR)	6	0	6	0	0	36
4t)	E. Elliott, Dal. (RB)	6	4	2	0	0	36
4t)	Hopkins, Hou. (WR)	6	0	6	0	0	36
4t)	*K. Hunt, K.C. (RB)	6	4	2	0	0	36
4t)	Nelson, G.B. (WR)	6	0	6	0	0	36
9t)	D. Adams, G.B. (WR)	5	0	5	0	0	30
9t)	Agholor, Phi. (WR)	5	0	5	0	0	30
9t)	Ertz, Phi. (TE)	5	0	5	0	0	30
9t)	Freeman, Atl. (RB)	5	5	0	0	0	30
9t)	W. Fuller, Hou. (WR)	5	0	5	0	0	30
9t)	Hogan, N.E. (WR)	5	0	5	0	0	30
9t)	C. Thompson, Was. (RB)	5	2	3	0	0	30
16t)	Bell, Pit. (RB)	4	4	0	0	0	24
16t)	Brate, T.B. (TE)	4	0	4	0	0	24
16t)	Bryant, Dal. (WR)	4	0	4	0	0	24
16t)	Diggs, Min. (WR)	4	0	4	0	0	24
16t)	M. Evans, T.B. (WR)	4	0	4	0	0	24
16t)	Gillislee, N.E. (RB)	4	4	0	0	0	24
16t)	Gronkowski, N.E. (TE)	4	0	4	0	0	24
16t)	Hill, K.C. (WR)	4	0	3	1	0	24
16t)	Howard, Chi. (RB)	4	4	0	0	0	24
16t)	Hyde, S.F. (RB)	4	4	0	0	0	24
16t)	Kearse, NY-J (WR)	4	0	4	0	0	24
16t)	Lewis, Jac. (TE)	4	0	4	0	0	24
16t)	Stills, Mia. (WR)	4	0	4	0	0	24
29)	Cooks, N.E. (WR)	3	0	3	0	1	20
30t)	Beckham, NY-G (WR)	3	0	3	0	0	18
30t)	Benjamin, LA-C (WR)	3	0	2	1	0	18
30t)	Brissett, Ind. (QB)	3	3	0	0	0	18
30t)	Brown, Pit. (WR)	3	0	3	0	0	18
30t)	Coleman, N.O. (WR)	3	0	3	0	0	18
30t)	Cooper, Oak. (WR)	3	0	3	0	0	18
30t)	*Engram, NY-G (TE)	3	0	3	0	0	18
30t)	Fells, Det. (TE)	3	0	3	0	0	18
30t)	Fitzgerald, Ariz (WR)	3	0	3	0	0	18
30t)	Funchess, Car. (WR)	3	0	3	0	0	18
30t)	Green, Cin. (WR)	3	0	3	0	0	18
30t)	*Howard, T.B. (TE)	3	0	3	0	0	18
30t)	Ingram, N.O. (RB)	3	3	0	0	0	18
30t)	D. Johnson, Cle. (RB)	3	2	1	0	0	18
30t)	*A. Jones, G.B. (RB)	3	3	0	0	0	18
30t)	M. Jones, Det. (WR)	3	0	3	0	0	18
30t)	Kelce, K.C. (TE)	3	0	3	0	0	18
30t)	Kroft, Cin. (TE)	3	0	3	0	0	18
30t)	*Kupp, LA-R (WR)	3	0	3	0	0	18
30t)	Landry, Mia. (WR)	3	0	3	0	0	18
30t)	Mariota, Ten. (QB)	3	3	0	0	0	18
30t)	McKinnon, Min. (RB)	3	2	1	0	0	18
30t)	Montgomery, G.B. (RB)	3	2	1	0	0	18
30t)	Newton, Car. (QB)	3	3	0	0	0	18
30t)	*Njoku, Cle. (TE)	3	0	3	0	0	18
30t)	Prescott, Dal. (QB)	3	3	0	0	0	18
30t)	P. Richardson, Sea. (WR)	3	0	3	0	0	18
30t)	Seferian-Jenkins, NY-J (TE)	3	0	3	0	0	18
30t)	*Smith-Schuster, Pit. (WR)	3	0	3	0	0	18
30t)	West, K.C. (RB)	3	1	2	0	0	18
30t)	Witten, Dal. (TE)	3	0	3	0	0	18

WEEK 7 / THROUGH MONDAY, OCTOBER 23, 2017

NFL / LEADING SCORERS, KICKERS

Rank	Player, Team	PAT	FG	Pct	Long	Pts
1)	Zuerlein, LA-R	21/21	21/22	.955	56	84
2)	Succop, Ten.	14/14	20/22	.909	52	74
3)	Gostkowski, N.E.	19/20	16/17	.941	58	67
4)	Forbath, Min.	11/14	17/18	.944	53	62
5)	Boswell, Pit.	13/13	16/18	.889	49	61
6t)	*Elliott, Cin.-Phi.	17/17	14/17	.824	61	59
6t)	Gano, Car.	11/12	16/17	.941	48	59
8t)	Gould, S.F.	9/10	16/17	.941	52	57
8t)	Lutz, N.O.	18/19	13/16	.813	50	57
10)	Hauschka, Buf.	11/11	14/16	.875	56	53
11)	Tucker, Bal.	11/11	13/15	.867	57	50
12t)	*Butker, Car.-K.C.	9/ 9	13/14	.929	53	48
12t)	Myers, Jac.	15/17	11/15	.733	47	48
14t)	Catanzaro, NY-J	14/14	11/13	.846	57	47
14t)	Tavecchio, Oak.	17/18	10/12	.833	52	47
16t)	Fairbairn, Hou.	15/17	10/10	1.000	50	45
16t)	Prater, Det.	15/15	10/12	.833	58	45
16t)	Vinatieri, Ind.	9/11	12/13	.923	52	45
19)	Bryant, Atl.	14/14	10/13	.769	53	44
20)	Walsh, Sea.	12/13	10/11	.909	49	42
21)	Dawson, Ariz	11/11	10/15	.667	50	41
22)	Hopkins, Was.	12/13	9/11	.818	48	39
23)	Crosby, G.B.	17/19	7/ 8	.875	46	38
24)	Bailey, Dal.	16/16	7/ 7	1.000	56	37
25)	McManus, Den.	12/12	8/13	.615	46	36
26t)	Bullock, Cin.	11/11	7/ 8	.875	46	32
26t)	Parkey, Mia.	8/10	8/ 8	1.000	54	32
26t)	Rosas, NY-G	11/11	7/10	.700	51	32
29)	*Gonzalez, Cle.	11/11	6/ 9	.667	54	29
30)	Barth, Chi.	13/13	5/ 8	.625	54	28
31)	Folk, T.B.	7/ 9	6/11	.545	50	25
32)	Santos, K.C.	12/12	3/ 3	1.000	39	21
33)	*Koo, LA-C	9/ 9	3/ 6	.500	41	18
34)	Novak, LA-C	8/ 8	3/ 4	.750	32	17
35t)	P. Murray, T.B.	4/ 4	2/ 2	1.000	50	10
35t)	Sturgis, Phi.	1/ 2	3/ 3	1.000	50	10
37)	Lambo, Jac.	3/ 3	2/ 2	1.000	42	9
38)	*Rose, Was.	3/ 3	1/ 1	1.000	27	6
39)	Heath, Dal.	2/ 3	0/ 0	---	--	2

WEEK 7 / THROUGH MONDAY, OCTOBER 23, 2017

NFL / TOUCHBACKS ON KICKOFFS

Rank	Player, Team	TB
1)	Zuerlein, LA-R	36
2)	Gano, Car.	31
3t)	Fairbairn, Hou.	26
3t)	Myers, Jac.	26
3t)	Pinion, S.F.	26
6)	Tavecchio, Oak.	25
7)	Succop, Ten.	24
8t)	*Butker, Car.-K.C.	23
8t)	Crosby, G.B.	23
8t)	*Elliott, Cin.-Phi.	23
11t)	Catanzaro, NY-J	22
11t)	Lutz, N.O.	22
13)	Boswell, Pit.	21
14t)	Bosher, Atl.	20
14t)	Hopkins, Was.	20
14t)	*Sanchez, Ind.	20
14t)	Tucker, Bal.	20
18t)	Forbath, Min.	19
18t)	Hauschka, Buf.	19
18t)	McManus, Den.	19
21t)	Bailey, Dal.	18
21t)	Dawson, Ariz	18
23)	Gostkowski, N.E.	17
24t)	*Gonzalez, Cle.	16
24t)	Locke, Det.	16
26t)	Bullock, Cin.	15
26t)	Walsh, Sea.	15
28t)	Barth, Chi.	13
28t)	Folk, T.B.	13
30t)	Parkey, Mia.	12
30t)	Rosas, NY-G	12
32)	Santos, K.C.	10
33)	*Koo, LA-C	8
34)	P. Murray, T.B.	7
35)	Prater, Det.	4
36t)	Lambo, Jac.	3
36t)	*Rose, Was.	3
38t)	Heath, Dal.	2
38t)	Novak, LA-C	2
38t)	Sturgis, Phi.	2

WEEK 7 / THROUGH MONDAY, OCTOBER 23, 2017

NFL / MOST YARDS FROM SCRIMMAGE

		Total			Rushing			Receiving		
Rank	Player, Team	Yards	Att+Rec	Avg	Yards	Att	Avg	Yards	Rec	Avg
1)	*K. Hunt, K.C. (RB)	1002	149	6.7	717	124	5.8	285	25	11.4
2)	Gurley, LA-R (RB)	920	172	5.3	627	145	4.3	293	27	10.9
3)	Bell, Pit. (RB)	898	202	4.4	684	169	4.0	214	33	6.5
4)	Brown, Pit. (WR)	765	52	14.7	0	0	---	765	52	14.7
5)	E. Elliott, Dal. (RB)	746	149	5.0	540	131	4.1	206	18	11.4
6)	*Fournette, Jac. (RB)	732	145	5.0	596	130	4.6	136	15	9.1
7)	Gordon, LA-C (RB)	622	146	4.3	394	117	3.4	228	29	7.9
8)	Howard, Chi. (RB)	619	150	4.1	560	139	4.0	59	11	5.4
9t)	Hyde, S.F. (RB)	590	127	4.6	428	100	4.3	162	27	6.0
9t)	McCoy, Buf. (RB)	590	142	4.2	370	110	3.4	220	32	6.9
11)	C. Thompson, Was. (RB)	579	66	8.8	213	43	5.0	366	23	15.9
12)	Ingram, N.O. (RB)	555	113	4.9	389	89	4.4	166	24	6.9
13t)	Cooks, N.E. (WR)	547	31	17.6	10	3	3.3	537	28	19.2
13t)	L. Miller, Hou. (RB)	547	113	4.8	372	98	3.8	175	15	11.7
15)	Green, Cin. (WR)	545	35	15.6	0	0	---	545	35	15.6
16)	Thielen, Min. (WR)	540	44	12.3	11	1	11.0	529	43	12.3
17)	Hill, K.C. (WR)	537	45	11.9	22	9	2.4	515	36	14.3
18)	Freeman, Atl. (RB)	524	105	5.0	425	91	4.7	99	14	7.1
19)	Hilton, Ind. (WR)	512	27	19.0	0	0	---	512	27	19.0
20t)	Ertz, Phi. (TE)	494	39	12.7	0	0	---	494	39	12.7
20t)	Fitzgerald, Ariz (WR)	494	45	11.0	0	0	---	494	45	11.0
22)	Ajayi, Mia. (RB)	491	135	3.6	442	125	3.5	49	10	4.9
23)	Allen, LA-C (WR)	487	36	13.5	0	0	---	487	36	13.5
24)	Garcon, S.F. (WR)	483	38	12.7	0	0	---	483	38	12.7
25t)	C. Anderson, Den. (RB)	475	103	4.6	391	92	4.3	84	11	7.6
25t)	Murray, Ten. (RB)	475	103	4.6	372	86	4.3	103	17	6.1
27)	Ju. Jones, Atl. (WR)	466	34	13.7	0	0	---	466	34	13.7
28)	M. Evans, T.B. (WR)	459	34	13.5	0	0	---	459	34	13.5
29)	D. Johnson, Cle. (RB)	457	60	7.6	143	28	5.1	314	32	9.8
30)	*Cohen, Chi. (RB)	454	77	5.9	226	50	4.5	228	27	8.4
31)	Gronkowski, N.E. (TE)	452	29	15.6	0	0	---	452	29	15.6
32t)	Allen, Bal. (RB)	444	113	3.9	301	82	3.7	143	31	4.6
32t)	*Cook, Min. (RB)	444	85	5.2	354	74	4.8	90	11	8.2
34)	*McCaffrey, Car. (RB)	443	89	5.0	114	45	2.5	329	44	7.5
35)	Blount, Phi. (RB)	440	87	5.1	419	84	5.0	21	3	7.0
36)	Benjamin, Car. (WR)	436	29	15.0	0	0	---	436	29	15.0
37)	Kelce, K.C. (TE)	430	39	11.0	7	2	3.5	423	37	11.4
38)	*Kamara, N.O. (RB)	424	62	6.8	215	34	6.3	209	28	7.5
39)	Gore, Ind. (RB)	422	104	4.1	322	94	3.4	100	10	10.0
40)	Abdullah, Det. (RB)	410	100	4.1	342	90	3.8	68	10	6.8
41)	Thomas, N.O. (WR)	403	35	11.5	0	0	---	403	35	11.5
42)	White, N.E. (RB)	398	65	6.1	118	27	4.4	280	38	7.4
43t)	Crowell, Cle. (RB)	395	104	3.8	287	91	3.2	108	13	8.3
43t)	Hogan, N.E. (WR)	395	31	12.7	17	3	5.7	378	28	13.5
43t)	Powell, NY-J (RB)	395	75	5.3	283	60	4.7	112	15	7.5
46t)	Diggs, Min. (WR)	393	25	15.7	-2	2	-1.0	395	23	17.2
46t)	Woods, LA-R (WR)	393	29	13.6	12	2	6.0	381	27	14.1
48)	Matthews, Ten. (WR)	390	28	13.9	-3	1	-3.0	393	27	14.6
49)	De. Thomas, Den. (WR)	389	30	13.0	0	0	---	389	30	13.0
50)	T. Coleman, Atl. (RB)	386	58	6.7	229	44	5.2	157	14	11.2

WEEK 7 / THROUGH MONDAY, OCTOBER 23, 2017

NFL / LEADERS IN FIRST DOWNS

Rank	Player, Team	Rush	Rec	Tot
1)	Bell, Pit. (RB)	42	10	52
2)	Gurley, LA-R (RB)	33	12	45
3)	*K. Hunt, K.C. (RB)	27	12	39
4t)	E. Elliott, Dal. (RB)	32	4	36
4t)	Gordon, LA-C (RB)	23	13	36
6t)	Brown, Pit. (WR)	0	34	34
6t)	Freeman, Atl. (RB)	28	6	34
8)	Howard, Chi. (RB)	32	1	33
9)	McCoy, Buf. (RB)	20	10	30
10)	*Fournette, Jac. (RB)	24	5	29
11)	Allen, Bal. (RB)	18	10	28
12t)	Allen, LA-C (WR)	0	27	27
12t)	M. Evans, T.B. (WR)	0	27	27
12t)	Fitzgerald, Ariz (WR)	0	27	27
12t)	Hyde, S.F. (RB)	20	7	27
16t)	Ertz, Phi. (TE)	0	26	26
16t)	Ingram, N.O. (RB)	16	10	26
16t)	Landry, Mia. (WR)	0	26	26
16t)	L. Miller, Hou. (RB)	17	9	26
20t)	Hopkins, Hou. (WR)	0	25	25
20t)	Ju. Jones, Atl. (WR)	0	25	25
20t)	Kelce, K.C. (TE)	2	23	25
20t)	Thielen, Min. (WR)	1	24	25
24t)	Ajayi, Mia. (RB)	23	1	24
24t)	Garcon, S.F. (WR)	0	24	24
24t)	D. Johnson, Cle. (RB)	9	15	24
24t)	*McCaffrey, Car. (RB)	7	17	24
24t)	Thomas, N.O. (WR)	0	24	24
29t)	Cooks, N.E. (WR)	1	22	23
29t)	Green, Cin. (WR)	0	23	23
31t)	Gronkowski, N.E. (TE)	0	22	22
31t)	Hill, K.C. (WR)	0	22	22
31t)	Nelson, G.B. (WR)	0	22	22
31t)	Stewart, Car. (RB)	20	2	22
31t)	C. Thompson, Was. (RB)	7	15	22
36t)	C. Anderson, Den. (RB)	19	2	21
36t)	*Kamara, N.O. (RB)	11	10	21
36t)	Walker, Ten. (TE)	1	20	21
39t)	D. Adams, G.B. (WR)	0	20	20
39t)	Baldwin, Sea. (WR)	0	20	20
39t)	Benjamin, Car. (WR)	0	20	20
39t)	Bryant, Dal. (WR)	0	20	20
39t)	Crowell, Cle. (RB)	14	6	20
39t)	Funchess, Car. (WR)	0	20	20
39t)	Gillislee, N.E. (RB)	20	0	20
39t)	Hilton, Ind. (WR)	0	20	20
39t)	Newton, Car. (QB)	20	0	20
48t)	Amendola, N.E. (WR)	0	19	19
48t)	Brate, T.B. (TE)	0	19	19
48t)	Crabtree, Oak. (WR)	0	19	19
48t)	*Engram, NY-G (TE)	0	19	19
48t)	Hogan, N.E. (WR)	1	18	19
48t)	Hurns, Jac. (WR)	0	19	19
48t)	Jackson, T.B. (WR)	0	19	19
48t)	Jeffery, Phi. (WR)	0	19	19
48t)	Lee, Jac. (WR)	1	18	19
48t)	Matthews, Ten. (WR)	0	19	19
48t)	*Mixon, Cin. (RB)	15	4	19
48t)	White, N.E. (RB)	4	15	19
48t)	Woods, LA-R (WR)	0	19	19

WEEK 7 / THROUGH MONDAY, OCTOBER 23, 2017

NFL / LEADING PUNTERS

Rank	Player, Team	No	Yards	Lg	Avg	TB	Blk	Dwn	OB	Opp Ret	Ret Yds	In 20	Net Avg
1)	King, Oak.	30	1568	65	52.3	2	0	3	2	18	115	14	47.1
2)	Kern, Ten.	33	1701	71	51.5	3	0	1	7	18	105	12	46.5
3)	Kaser, LA-C	36	1810	69	50.3	5	0	4	3	22	205	13	41.8
4)	Lechler, Hou.	32	1602	68	50.1	0	0	3	2	20	287	11	41.1
5)	Colquitt, Cle.	35	1742	67	49.8	0	1	6	1	24	233	10	41.9
6)	Hekker, LA-R	25	1198	67	47.9	1	0	5	4	11	41	14	45.5
7)	Morstead, N.O.	21	1005	68	47.9	1	0	3	2	11	138	10	40.3
8)	Huber, Cin.	31	1470	61	47.4	0	0	4	3	17	160	15	42.3
9)	O'Donnell, Chi.	39	1849	69	47.4	4	0	3	5	18	251	14	38.9
10)	Edwards, NY-J	37	1737	70	46.9	2	0	4	4	18	142	14	42.0
11)	Lee, Ariz	36	1683	60	46.8	2	0	6	3	22	305	7	37.2
12)	*Haack, Mia.	33	1532	64	46.4	3	0	7	3	14	118	11	41.0
13)	Koch, Bal.	39	1809	67	46.4	2	0	8	8	16	164	13	41.2
14)	D. Jones, Phi.	26	1203	59	46.3	2	0	2	4	13	80	7	41.7
15)	Palardy, Car.	26	1201	60	46.2	3	0	2	4	8	41	7	42.3
16)	Schmidt, Buf.	30	1385	60	46.2	4	0	1	0	16	88	10	40.6
17)	*Sanchez, Ind.	40	1840	61	46.0	1	0	5	10	8	36	17	44.6
18)	*Vogel, G.B.	32	1470	62	45.9	0	0	5	4	12	46	11	44.5
19)	Locke, Det.	27	1222	54	45.3	0	0	2	3	11	82	11	42.2
20)	Way, Was.	26	1176	62	45.2	3	0	1	1	10	89	12	39.5
21)	Dixon, Den.	26	1171	55	45.0	1	0	3	2	10	152	8	38.4
22)	Colquitt, K.C.	28	1256	63	44.9	3	0	4	2	8	79	15	39.9
23)	Pinion, S.F.	36	1612	59	44.8	0	0	2	6	15	24	17	44.1
24)	Nortman, Jac.	34	1515	61	44.6	1	1	2	9	9	100	13	39.9
25)	Bosher, Atl.	17	756	62	44.5	0	0	2	1	6	62	7	40.8
26)	Wing, NY-G	41	1823	62	44.5	4	0	7	4	18	219	8	37.2
27)	C. Jones, Dal.	23	1020	62	44.3	1	0	3	4	9	55	13	41.1
28)	Anger, T.B.	23	1010	62	43.9	2	0	4	2	6	61	9	39.5
29)	Ryan, Sea.	33	1434	64	43.5	1	0	7	3	14	91	15	40.1
30)	R. Allen, N.E.	28	1208	60	43.1	2	0	5	3	15	98	8	38.2
31)	Quigley, Min.	28	1178	55	42.1	0	0	0	6	8	32	12	40.9
32)	Berry, Pit.	30	1252	62	41.7	2	0	3	6	10	104	10	36.9

NFL / LEADING PUNTERS, NET AVERAGE

Rank	Player, Team	No	Yards	Lg	Avg	TB	Blk	Dwn	OB	Opp Ret	Ret Yds	In 20	Net Avg
1)	King, Oak.	30	1568	65	52.3	2	0	3	2	18	115	14	47.1
2)	Kern, Ten.	33	1701	71	51.5	3	0	1	7	18	105	12	46.5
3)	Hekker, LA-R	25	1198	67	47.9	1	0	5	4	11	41	14	45.5
4)	*Sanchez, Ind.	40	1840	61	46.0	1	0	5	10	8	36	17	44.6
5)	*Vogel, G.B.	32	1470	62	45.9	0	0	5	4	12	46	11	44.5
6)	Pinion, S.F.	36	1612	59	44.8	0	0	2	6	15	24	17	44.1
7)	Palardy, Car.	26	1201	60	46.2	3	0	2	4	8	41	7	42.3
8)	Huber, Cin.	31	1470	61	47.4	0	0	4	3	17	160	15	42.3
9)	Locke, Det.	27	1222	54	45.3	0	0	2	3	11	82	11	42.2
10)	Edwards, NY-J	37	1737	70	46.9	2	0	4	4	18	142	14	42.0
11)	Colquitt, Cle.	35	1742	67	49.8	0	1	6	1	24	233	10	41.9
12)	Kaser, LA-C	36	1810	69	50.3	5	0	4	3	22	205	13	41.8
13)	D. Jones, Phi.	26	1203	59	46.3	2	0	2	4	13	80	7	41.7
14)	Koch, Bal.	39	1809	67	46.4	2	0	8	8	16	164	13	41.2
15)	Lechler, Hou.	32	1602	68	50.1	0	0	3	2	20	287	11	41.1
16)	C. Jones, Dal.	23	1020	62	44.3	1	0	3	4	9	55	13	41.1
17)	*Haack, Mia.	33	1532	64	46.4	3	0	7	3	14	118	11	41.0
18)	Quigley, Min.	28	1178	55	42.1	0	0	0	6	8	32	12	40.9
19)	Bosher, Atl.	17	756	62	44.5	0	0	2	1	6	62	7	40.8
20)	Schmidt, Buf.	30	1385	60	46.2	4	0	1	0	16	88	10	40.6
21)	Morstead, N.O.	21	1005	68	47.9	1	0	3	2	11	138	10	40.3
22)	Ryan, Sea.	33	1434	64	43.5	1	0	7	3	14	91	15	40.1
23)	Colquitt, K.C.	28	1256	63	44.9	3	0	4	2	8	79	15	39.9
24)	Nortman, Jac.	34	1515	61	44.6	1	1	2	9	9	100	13	39.9
25)	Anger, T.B.	23	1010	62	43.9	2	0	4	2	6	61	9	39.5
26)	Way, Was.	26	1176	62	45.2	3	0	1	1	10	89	12	39.5
27)	O'Donnell, Chi.	39	1849	69	47.4	4	0	3	5	18	251	14	38.9
28)	Dixon, Den.	26	1171	55	45.0	1	0	3	2	10	152	8	38.4
29)	R. Allen, N.E.	28	1208	60	43.1	2	0	5	3	15	98	8	38.2
30)	Wing, NY-G	41	1823	62	44.5	4	0	7	4	18	219	8	37.2
31)	Lee, Ariz	36	1683	60	46.8	2	0	6	3	22	305	7	37.2
32)	Berry, Pit.	30	1252	62	41.7	2	0	3	6	10	104	10	36.9

WEEK 7 / THROUGH MONDAY, OCTOBER 23, 2017

NFL / PUNT RETURN LEADERS

Rank	Player, Team	Ret	FC	Yards	Avg	Long	TD
1)	*Agnew, Det.	11	5	261	23.7	88t	2
2)	Barner, Phi.	9	4	147	16.3	76	0
3)	Campanaro, Bal.	14	7	193	13.8	77t	1
4)	Amendola, N.E.	10	7	131	13.1	40	0
5)	*Taylor, S.F.	12	8	148	12.3	39	0
6)	Tate, Buf.	8	0	96	12.0	40	0
7)	Hill, K.C.	13	3	152	11.7	82t	1
8)	Sherels, Min.	14	11	158	11.3	46	0
9)	Benjamin, LA-C	15	12	164	10.9	65t	1
10)	*Jackson, Ten.	14	3	148	10.6	46	0
11)	*McKenzie, Den.	14	4	139	9.9	31	0
12)	Davis, G.B.	9	10	83	9.2	33	0
13)	Reedy, T.B.	8	4	72	9.0	17	0
14)	*Cohen, Chi.	16	6	136	8.5	21	0
15)	Erickson, Cin.	21	7	158	7.5	26	0
16)	Ervin, Hou.	8	4	60	7.5	21	0
17)	Ginn, N.O.	9	8	67	7.4	17	0
18)	*McCaffrey, Car.	18	8	130	7.2	25	0
19)	Lockett, Sea.	12	10	84	7.0	14	0
20)	*Switzer, Dal.	9	5	61	6.8	21	0
21)	Grant, Mia.	12	5	78	6.5	14	0
22)	*Peppers, Cle.	17	7	109	6.4	25	0
23)	Kerley, NY-J	13	8	76	5.8	15	0
24)	Crowder, Was.	12	8	69	5.8	18	0
25)	Richard, Oak.	12	4	55	4.6	13	0
26)	Austin, LA-R	12	1	53	4.4	12	0
27)	Bray, Ind.	13	6	46	3.5	16	0

NFL / KICKOFF RETURN LEADERS

Rank	Player, Team	Ret	Yards	Avg	Long	TD
1)	Rainey, Bal.	9	290	32.2	96t	1
2)	Cooper, LA-R	16	494	30.9	103t	1
3)	Patterson, Oak.	10	297	29.7	49	0
4)	A. Hunt, K.C.	9	243	27.0	42	0
5)	McKinnon, Min.	12	312	26.0	39	0
6)	Lockett, Sea.	8	198	24.8	43	0
7)	Bray, Ind.	16	394	24.6	60	0
8)	Erickson, Cin.	10	245	24.5	41	0
9)	*Jackson, Ten.	9	200	22.2	48	0
10)	D. Harris, NY-G	9	188	20.9	30	0
11)	Thompson, Chi.-Buf.	11	229	20.8	29	0
12)	K. Williams, Ariz	13	269	20.7	28	0
13)	*Bolden, S.F.	12	242	20.2	34	0
14)	Roberts, Atl.	15	297	19.8	61	0
15)	D. Lewis, N.E.	9	170	18.9	26	0

WEEK 7 / THROUGH MONDAY, OCTOBER 23, 2017

NFL / LEADERS IN SACKS

Rank	Player, Team	Sacks
1)	Campbell, Jac. (DE)	10.0
2)	Lawrence, Dal. (DE)	9.5
3)	Griffen, Min. (DE)	9.0
4)	Ingram, LA-C (LB)	8.5
5)	Jones, Ariz (LB)	8.0
6)	Bosa, LA-C (DE)	7.5
7)	Miller, Den. (LB)	7.0
8t)	Ngakoue, Jac. (DE)	6.5
8t)	Peppers, Car. (DE)	6.5
10t)	Hicks, Chi. (DE)	6.0
10t)	Wake, Mia. (DE)	6.0
12t)	Fowler, Jac. (DE)	5.5
12t)	Houston, K.C. (LB)	5.5
14t)	Jordan, N.O. (DE)	5.0
14t)	McCain, LA-C (DE)	5.0
16t)	Mack, Oak. (DE)	4.5
16t)	Morgan, Ten. (LB)	4.5
16t)	Pierre-Paul, NY-G (DE)	4.5
16t)	Smith, Was. (LB)	4.5
16t)	Suggs, Bal. (LB)	4.5
21t)	Addison, Car. (DE)	4.0
21t)	Ansah, Det. (DE)	4.0
21t)	Atkins, Cin. (DT)	4.0
21t)	Bennett, Sea. (DE)	4.0
21t)	Floyd, Chi. (LB)	4.0
21t)	*Garrett, Cle. (DE)	4.0
21t)	B. Graham, Phi. (DE)	4.0
21t)	Heyward, Pit. (DE)	4.0
21t)	Kerrigan, Was. (LB)	4.0
21t)	Longacre, LA-R (LB)	4.0
21t)	McPhee, Chi. (LB)	4.0
21t)	Short, Car. (DT)	4.0
21t)	*Watt, Pit. (LB)	4.0
21t)	Williams, Pit. (LB)	4.0
21t)	Zettel, Det. (DE)	4.0
36t)	Cox, Phi. (DT)	3.5
36t)	Dumervil, S.F. (DE)	3.5
36t)	T. Flowers, N.E. (DE)	3.5
36t)	Ioannidis, Was. (DT)	3.5
36t)	Jones, K.C. (DE)	3.5
36t)	*Lawson, Cin. (DE)	3.5
36t)	Perry, G.B. (LB)	3.5
36t)	Van Noy, N.E. (LB)	3.5
44t)	Barwin, LA-R (LB)	3.0
44t)	Beasley, Atl. (LB)	3.0
44t)	Branch, Mia. (DE)	3.0
44t)	Chickillo, Pit. (LB)	3.0
44t)	Clowney, Hou. (LB)	3.0
44t)	Crawford, Dal. (DE)	3.0
44t)	Donald, LA-R (DE)	3.0
44t)	Dupree, Pit. (LB)	3.0
44t)	Edwards, Oak. (DE)	3.0
44t)	Hughes, Buf. (DE)	3.0
44t)	Hunter, Min. (DE)	3.0
44t)	Irving, Dal. (DT)	3.0
44t)	Jackson, Jac. (DT)	3.0
44t)	M. Johnson, Cin. (DE)	3.0
44t)	Okafor, N.O. (DE)	3.0
44t)	Reed, Atl. (DE)	3.0
44t)	Simon, Ind. (LB)	3.0
44t)	*Wise, N.E. (DE)	3.0

WEEK 7 / THROUGH MONDAY, OCTOBER 23, 2017

Team/Offense Rank (Within League)

BAL	BUF	CIN	CLE	DEN	HOU	IND	JAX	KC	LAC	MIA	NE	NYJ	OAK	PIT	TEN		ARI	ATL	CAR	CHI	DAL	DET	GB	LAR	MIN	NO	NYG	PHI	SF	SEA	TB	WAS
31	25	29	24	15	14	28	10	3	17	32	1	21	22	11	18	**TYds/G**	16	7	19	30	6	26	23	9	12	4	27	5	20	13	2	8
31	27	24	29	20	18	28	10	1	12	32	4	17	13	14	15	**TYds/P**	19	2	23	26	7	30	21	8	11	5	22	9	25	16	3	6
12	13	28	25	15	3	21t	1	5	31	29	17	19	24	16	8t	**RYds/G**	32	11	21t	7	2	26	20	6	8t	10	27	4	23	18	30	14
14	24	31	21	17	8	26	3	1	28	30	19	13	10	23	6	**RshAvg**	32	4	29	16	2	27	5	15	11	7	22	9	12	20	25	18
32	29	24	21	15	25	27	28	5	8	30	2	22	18	10	26	**PsYd/G**	4	7	16	31	13	19	23	12	14	3	20	9	17	11	1	6
32	22	19	30	23	21	24	13	3	11	31	1	18	16	9	17	**PasAvg**	15	7	20	26	12	28	27	5	10	6	25	8	29	14	2	4
29	4	31	32	26	19	16	18	1	14	28	2	24	15	27	20	**%HdInt**	22	23	30	25	13	7	21	8	3	10	12	6	9	11	17	5
17	31	27	18	29	30	32	9	23	4	13	16	26	10	5	11	**Sac/PP**	21	8	24	22	2	28	25	7	3	1	15	19	20	14	6	12
26	27	29	15t	18	4	28	13t	7t	15t	25	1	32	24	9t	22	**1D/Gm**	17	5t	9t	30t	5t	23	9t	9t	20	7t	30t	3	19	13t	2	21
26	9	25	32	16	19	20	22	4	21	31	3	15	18	24	27	**3D Eff**	23	11	6	28	5	14	10	2	7	13	30	1	29	8	12	17
17t	27t	17t	6t	27t	4t	27t	2t	27t	17t	24t	11t	6t	20t	20t	11t	**4D Eff**	16	20t	24t	9	10	27t	1	11t	27t	4t	26	2t	11t	6t	11t	20t
3	12	14	25	11	5	31	32	13	8	21	4	24	29	28	10	**PR Avg**	30	9	19	17	23	1	15	27	7	18	22	2	6	20	16	26
3	12t	10	15	2	14	6	26	7	29	16	28	25	4	32	22t	**KR Avg**	20	24	22t	19	9	31	12t	1	5	18	21	11	27	8	17	30
13	16	8	5	20	4	17	29	21	3	12	30	10	1	32	2	**GpntAv**	11	23	15	9	25	26	18	6	31	7	24	14	22	28	27	19
14	20	8	10	28	15	4	24	23	11	17	29	9	1	32	2	**NpntAv**	31	19	7	27	16	13	5	3	18	21	30	12	6	22	25	26
23	19	29	32	24	3	27t	9	2	20t	31	6	20t	15	17	13	**Pts/Gm**	27t	16	22	26	7	8	12	1	18	4	30	5	25	14	10	11
17	14t	14t	27t	30t	1t	10	25	6t	32	1t	6t	19	20t	13	11t	**FG%**	27t	24	6t	29	1t	20t	14t	4	5	23	26	18	6t	11t	30t	20t

Opponent/Defense Rank (Within League)

BAL	BUF	CIN	CLE	DEN	HOU	IND	JAX	KC	LAC	MIA	NE	NYJ	OAK	PIT	TEN		ARI	ATL	CAR	CHI	DAL	DET	GB	LAR	MIN	NO	NYG	PHI	SF	SEA	TB	WAS
18	21	5	9	1	11	31	6	29	13	10	32	25	26	2	16	**TYds/G**	24	14	3	7	17	19	22	15	4	23	27	20	28	8	30	12
13	16	3	9	2	14	31	5	29	15	19	32	21	28	1	10	**TYds/P**	17	12	7	6	11	22	23	18	4	27	24	25	26	8	30	20
32	7	14	6	2	13	26	30	25	31	5	22	28	19	15	10	**RYds/G**	12	16	4	11	21	8	27	24	3	20	23	1	29	17t	17t	9
23	4	10	1	2	17	20	32	28	31	5	29	21	13	27	6	**RshAvg**	7	22	8	16	24	9	19	25	3	30	18	11	12	26	15	14
7	26	3	15	6	10	31	2	28	5	17	32	20	23	1	18	**PsYd/G**	24	13	4	9	14	22	16	11	12	21	27	29	25	8	30	19
13	20	4	26	9	14	32	1	27	8	21	30	19	29	2	15	**PasAvg**	22	11	10	6	5	25	24	12	7	18	23	16	28	3	31	17
1	5	19	23	20	7	11	3	21	17	28	22	8	32	9	13	**%HdInt**	14	29	31	25	30	2	15	4	12	6	27	16	26	18	24	10
14	23	6	16	11	13	26	1	20	4	15	22	31	25	3	30	**Sac/PP**	28	17	2	8	7	18	27	5	10	12	29	19	21	24	32	9
14t	21	7	10t	1	6	27	4t	30	14t	13	31	26	14t	3	25	**1D/Gm**	20	23	2	10t	28	18	24	4t	8	19	22	10t	32	9	29	17
11	21	4	15	1	6	27	14	17	23	7	22	18	29	5	9t	**3D Eff**	30	20	9t	16	26	8	25	12	2	28	19	3	32	13	31	24
19t	14t	14t	1t	9t	27t	27t	6	24t	5	12	13	7	19t	9t	23	**4D Eff**	24t	30	14t	27t	14t	14t	32	22	31	1t	8	11	19t	1t	1t	24t
23	7	19	20	32	31	5	26	21	18	16	13	15	11	25	8	**PR Avg**	29	24	6	30	9	14	3	2	4	28	27	10	1	12	22	17
6	29	9t	1	25	24	3	30	9t	27	2	5	19	15	17	31	**KR Avg**	16	8	20	32	18	13	23	12	11	26	21	14	28	4	22	7
19	3	23	29	31	27	22	4	7	24	28	16	17	12	2	32	**GpntAv**	6	21	25	30	15	20	5	1	9	8	10	11	26	14	18	13
7	4	6	27	23	15	32	24	2	11	30	12	16	20	19	31	**NpntAv**	28	9	26	29	21	1	14	5	8	13	17	3	18	25	10	22
13	4	6t	24	9	25t	32	2	19t	8	6t	23	19t	17t	3	27	**Pts/Gm**	31	15	11	14	22	28	19t	10	5	16	17t	12	30	1	29	25t
26t	28t	25	11t	11t	23	19	21t	7	21t	2	3	1	10	8	28t	**FG%**	28t	28t	15t	24	15t	6	18	4	26t	13t	5	20	28t	13t	15t	9

RECORDS SECTION

POINTS

Most, Career
1,076 John Carney, 1990-00
918 LaDainian Tomlinson, 2001-09
889 Nate Kaeding, 2004-12

Most, Season
186 LaDainian Tomlinson, 2006
146 Nate Kaeding, 2009
144 Nick Novak, 2013

Most, Season, Rookie
114 Nate Kaeding, 2004
106 Josh Lambo, 2015
Dennis Partee, 1968
94 Herb Travenio, 1965

Most, Game
30 Kellen Winslow at Oakland Nov. 22, 1981
24 (9x) Last: D. Woodhead vs. Miami Dec. 20, 2015
19 Greg Davis at Oakland Oct. 5, 1997

TOUCHDOWNS

Most Seasons Leading League
3 Lance Alworth, 1964, 1965, 1966
1 LaDainian Tomlinson, 2006

Most, Career
153 LaDainian Tomlinson, 2001-09
112 Antonio Gates, 2003-17
83 Lance Alworth, 1962-70

Most, Season
31 LaDainian Tomlinson, 2006
20 LaDainian Tomlinson, 2005
19 Chuck Muncie, 1981

Most, Game
5 Kellen Winslow at Oakland Nov. 22, 1981
4 (9x) Last: D. Woodhead vs. Miami Dec. 20, 2015
3 (40x) Last: M. Gordon at Atlanta Oct. 26, 2016

Most Consecutive Games
18 LaDainian Tomlinson, 2004-05
10 LaDainian Tomlinson, 2006
9 Antonio Gates, 2009-10
Natrone Means, 1993-94
Lance Alworth, 1963

POINTS AFTER TOUCHDOWN

Most, Career
349 Nate Kaeding, 2004-12
328 Rolf Benirschke, 1977-86
293 John Carney, 1990-00

Most, Season
58 Nate Kaeding, 2006
55 Rolf Benirschke, 1981
54 Nate Kaeding, 2004

Most, Game
7 (6x) Last: Nate Kaeding vs. Den. Dec. 28, 2008
6 (27x) Last: N. Kaeding at Tenn. Dec. 25, 2009
5 (51x) Last: J. Lambo vs. Jax. Sept. 10, 2016

Most Consecutive
250 Nate Kaeding, 2004-09
128 Nick Novak, 2011-14
87 Rolf Benirschke, 1983-86

Most Attempts, Career
352 Rolf Benirschke, 1977-86
351 Nate Kaeding, 2004-12
298 John Carney, 1990-00

Most Attempts, Season
61 Rolf Benirschke, 1981
58 Nate Kaeding, 2006
55 Nate Kaeding, 2004
Bob Thomas, 1985

Most Attempts, Game
8 Rolf Benirschke at Oakland Nov. 22, 1981
7 (6x) Last: N. Kaeding vs. Den. Dec. 28, 2008
6 (36x) Last: N. Kaeding at Tenn. Dec. 25, 2009

TWO-POINT CONVERSIONS

Most, Career
3 Ronnie Harmon, 1990-95
2 Ladarius Green, 2012-15
Legedu Naanee, 2007-10
Dave Kocourek, 1960-65
1 (17x) Last: Curtis Brinkley, 2011

Most, Season
3 Ronnie Harmon, 1994
2 Ladarius Green, 2015
1 (21x) Last: Mike Tolbert, 2010

Most, Game
2 Ladarius Green vs. Oakland Oct. 25, 2015
1 (24x) Last: Curtis Brinkley at K.C. Oct. 31, 2011

FIELD GOALS

Most, Career
261 John Carney, 1990-00
180 Nate Kaeding, 2004-12
146 Rolf Benirschke, 1977-86

Most, Season
34 Nick Novak, 2013
John Carney, 1994
32 Nate Kaeding, 2009
31 John Carney, 1993, 1999

Most, Game
6 (3x) Last: Greg Davis at Oakland Oct. 5, 1997
5 (11x) Last: Nate Kaeding at Oak. Sept. 10, 2012
4 (32x) Last: Josh Lambo at Atl. Oct. 23, 2016

Most, Game, No Misses
6 (3x) Last: Greg Davis at Oakland Oct. 5, 1997
5 (10x) Last: Nate Kaeding at Oak. Sept. 10, 2012
4 (23x) Last: Josh Lambo at Atl. Oct. 23, 2016

Highest Percentage, Career (min. 100 att.)
.870 Nate Kaeding, 2004-12 (180 of 207)
.860 Nick Novak, 2011-14, 17 (104 of 121)
.816 John Carney, 1990-00 (261 of 320)

Highest Percentage, Season (min. 14 att.)
.919 Nick Novak, 2013 (34 of 37)
.914 Nate Kaeding, 2009 (32 of 35)
.905 John Carney, 1990 (19 of 21)

Most Consecutive
32 Nick Novak, 2013-14
29 John Carney, 1992-93
22 Nate Kaeding, 2009-10

Most Attempts, Career
320 John Carney, 1990-00
208 Rolf Benirschke, 1977-86
207 Nate Kaeding, 2004-12

Most Attempts, Season
40 John Carney, 1993
38 John Carney, 1994
37 Nick Novak, 2013

Most Attempts, Game
7 Dick Van Raaphorst at N.Y. Jets Oct. 8, 1966
6 (6x) Last: Steve Christie vs. Den. Dec. 1, 2002
5 (24x) Last: Nate Kaeding at Oak. Sept. 10, 2012

Longest
57 Nate Kaeding at Tampa Bay Dec. 21, 2008
55 Nate Kaeding vs. Kansas City Nov. 29, 2009
54 (5x) Last: Josh Lambo vs. Pitt. Oct. 12, 2015

RUSHING YARDS

Most Seasons Leading League
2 LaDainian Tomlinson, 2006, 2007
1 Dick Post, 1968
Paul Lowe, 1965

Most, Career
12,490 LaDainian Tomlinson, 2001-09
4,972 Paul Lowe, 1960-68
4,297 Marion Butts, 1989-93

Most, Season
1,815 LaDainian Tomlinson, 2006
1,683 LaDainian Tomlinson, 2002
1,645 LaDainian Tomlinson, 2003

Most, Game
243 LaDainian Tomlinson vs. Oakl. Dec. 28, 2003
220 LaDainian Tomlinson vs. Denver Dec. 1, 2002
217 LaDainian Tomlinson vs. N.E. Sept. 29, 2002
Gary Anderson vs. Kansas City, Dec. 18, 1988

Longest Run
87t Paul Lowe at Dallas Sept. 10, 1961
86t Keith Lincoln at Oakland, Sept. 30, 1962
85t L. Tomlinson vs. Kansas City Dec. 17, 2006

RUSHING TOUCHDOWNS

Most Seasons Leading League
3 LaDainian Tomlinson, 2004, 2006, 2007

Most, Career
138 LaDainian Tomlinson, 2001-09
43 Chuck Muncie, 1980-84
38 Paul Lowe, 1960-67

Most, Season
28 LaDainian Tomlinson, 2006
19 Chuck Muncie, 1981
18 LaDainian Tomlinson, 2005

Most, Game
4 LaDainian Tomlinson vs. Oak., Oct. 14, 2007
L. Tomlinson at Cincinnati, Nov. 12, 2006
L. Tomlinson at San Francisco, Oct. 15, 2006
Chuck Muncie vs. Denver, Nov. 29, 1981
Clarence Williams vs. Buffalo, Sept. 16, 1979
3 (21x), Last: R. Mathews at Den. Jan. 2, 2011
2 (113x), Last: M. Gordon at Atl. Oct. 23, 2016

RUSHING AVERAGE

Highest, Career (minimum 500 att.)
4.90 Paul Lowe, 1960-68
4.71 Keith Lincoln, 1961-66, 68
4.43 Dick Post, 1967-70

Highest, Season (minimum 100 att.)
6.45 Keith Lincoln, 1963
6.29 Paul Lowe, 1960
5.71 Paul Lowe, 1963

Highest, Game (minimum 10 att.)
14.7 Michael Turner at Denver Oct. 7, 2007
13.8 Keith Lincoln at Oakland Sept. 30, 1962
12.7 Keith Lincoln at Kansas City Oct. 20, 1963

RUSHING ATTEMPTS

Most Seasons Leading League
1 Paul Lowe, 1965

Most, Career
2,880 LaDainian Tomlinson, 2001-09
1,031 Marion Butts, 1989-93
1,015 Paul Lowe, 1960-68

Most, Season
372 LaDainian Tomlinson, 2002
348 LaDainian Tomlinson, 2006
343 Natrone Means, 1994

Most, Game
39 LaDainian Tomlinson at Oakland Oct. 20, 2002
Marion Butts at Kansas City Dec. 17, 1989
37 (3x) Last: L. Tomlinson at Oak. Nov. 21, 2004
36 L. Tomlinson vs. Washington, Sept. 9, 2001
Gary Brown at Oakland, Oct. 5, 1997

PASS ATTEMPTS

Most Seasons Leading League
1 Philip Rivers, 2015

Most, Career
6,173 Philip Rivers, 2004-17
5,604 Dan Fouts, 1973-87
3,640 John Hadl, 1962-72

Most, Season
661 Philip Rivers, 2015
609 Dan Fouts, 1981
589 Dan Fouts, 1980

Most, Game
65 Philip Rivers at Green Bay Oct. 18, 2015
58 Philip Rivers vs. Oakland Oct. 25, 2015
Mark Herrmann at Kansas City Dec. 22, 1985
56 Dan Fouts vs. Miami Nov. 18 1984 (OT)

PASS COMPLETIONS

Most Seasons Leading League
1 Philip Rivers, 2015
Most, Career
3,967 Philip Rivers, 2004-17
3,297 Dan Fouts, 1973-1987
1,824 John Hadl, 1962-1972
Most, Season
437 Philip Rivers, 2015
379 Philip Rivers, 2014
378 Philip Rivers, 2013
Most, Game
43 Philip Rivers at Green Bay Oct. 18, 2015
38 Philip Rivers vs. Oakland Oct. 25, 2015
37 Mark Herrmann at Kansas City Dec. 22, 1985
Dan Fouts vs. Miami Nov. 18, 1984 (OT)
Most Consecutive
22 Philip Rivers vs. Detroit Sept. 13, 2015 and at Cincinnati Sept. 20, 2015
16 Philip Rivers vs. Indianapolis Oct. 14, 2013 and at Jacksonville Oct. 20, 2013
15 Philip Rivers at Green Bay Sept. 23, 2007
Dan Fouts at Cleveland Sept. 7, 1981

COMPLETION PERCENTAGE

Most Seasons Leading League
1 Philip Rivers, 2013
Highest, Career (minimum 500 att.)
.643 Philip Rivers, 2004-17
.622 Drew Brees, 2001-05
.588 Dan Fouts, 1973-87
Highest, Season (minimum 140 att.)
.695 Philip Rivers, 2013
.665 Philip Rivers, 2014
.661 Philip Rivers, 2015
Highest, Game (minimum 20 att.)
.900 Philip Rivers vs. K.C. Nov. 1, 2012 (18 of 20)
.880 Drew Brees vs. Oak. Oct. 31, 2004 (22 of 25)
.864 Drew Brees vs. N.Y.G. Sept. 25, 2005 (19 of 22)

PASSING YARDS

Most Seasons Leading League
4 Dan Fouts, 1979, 1980, 1981, 1982
3 John Hadl, 1965, 1968, 1971
1 Philip Rivers, 2010
Most, Career
47,649 Philip Rivers, 2004-17
43,040 Dan Fouts, 1973-87
26,938 John Hadl, 1962-72
Most, Season
4,802 Dan Fouts, 1981
4,792 Philip Rivers, 2015
4,715 Dan Fouts, 1980
Most, Game
503 Philip Rivers at Green Bay Oct. 18, 2015
455 Philip Rivers at Seattle Sept. 26, 2010
444 Dan Fouts at San Francisco Dec. 11, 1982
Dan Fouts vs. New York Giants Oct. 19, 1980
Most Games 300 Yards or More, Career
53 Philip Rivers, 2004-17
Dan Fouts, 1973-87
16 John Hadl, 1962-72
Most Games 300 Yards or More, Season
8 Philip Rivers, 2015
Dan Fouts, 1980
7 Dan Fouts, 1981, 1985
6 Philip Rivers, 2016, 2012, 2011, 2010
Dan Fouts, 1979
Most Consecutive Games, 300 Yards or More
5 Philip Rivers, 2015
4 Dan Fouts, 1980-81, 1979
3 Philip Rivers, 2016, 2010-11
Dan Fouts, 1985, 1980
John Hadl, 1967
Most Games 400 Yards or More, Career
8 Philip Rivers, 2004-16
6 Dan Fouts, 1973-87
1 Jim Harbaugh, 1999-00
Longest Completion
99t Stan Humphries at Seattle Sept. 18, 1994
91t Jack Kemp at Denver Nov. 12, 1961
88t Ed Luther vs. Chicago Dec. 3, 1984

TOUCHDOWN PASSES

Most Seasons Leading League
2 John Hadl, 1968, 1971
Dan Fouts, 1981, 1982
1 Philip Rivers, 2008 (tied with Drew Brees)
Most, Career
326 Philip Rivers, 2004-17
254 Dan Fouts, 1973-87
201 John Hadl, 1962-72
Most, Season
34 Philip Rivers, 2008
33 Philip Rivers, 2016
Dan Fouts, 1981
32 Philip Rivers, 2013
Most, Game
6 Dan Fouts at Oakland Nov. 22, 1981
5 (4x), Last: Drew Brees vs. Oak. Oct. 31, 2004
4 (28x), Last: Philip Rivers at Oak. Oct. 9, 2016
Most Consecutive Games
28 Philip Rivers, 2012-14
23 Philip Rivers, 2009-10
20 Dan Fouts, 1979-80

INTERCEPTIONS THROWN

Most Seasons Leading League
1 Philip Rivers, 2016
John Hadl, 1968
Most, Career
242 Dan Fouts, 1973-87
211 John Hadl, 1962-72
161 Philip Rivers, 2004-17
Most, Season
32 John Hadl, 1968
26 John Hadl, 1972
25 John Hadl, 1971
Jack Kemp, 1960
Most, Game
6 Ed Luther vs. Washington Oct. 31, 1983
John Hadl vs. Kansas City Dec. 8, 1968
5 (9x), Last: C. Whelihan at Sea. Dec. 13, 1998
4 (32x), Last: Philip Rivers vs. Mia. Nov. 13, 2016
Fewest, Season (minimum 150 att.)
3 Ed Luther, 1984 (151 att.)
4 Doug Flutie, 2003 (167 att.)
John Friesz, 1993 (238 att.)
6 Stan Humphries, 1997 (225 att.)
Most Consecutive Attempts, None Intercepted
194 Drew Brees, Oct. 17-Dec. 5, 2004
170 Philip Rivers, Nov. 27-Dec. 24
168 Dan Fouts, Sept. 27-Oct. 25, 1981
Lowest Percentage, Season (minimum 150 att.)
.017 John Friesz, 1993
.018 Drew Brees, 2004
.019 Philip Rivers, 2009

PASSER RATING

Most Seasons Leading League
1 Philip Rivers, 2008
Highest, Career (minimum 500 att.)
94.5 Philip Rivers, 2004-17
84.9 Drew Brees, 2001-05
80.2 Dan Fouts, 1973-87
Highest, Season (minimum 300 att.)
105.5 Philip Rivers, 2013, 2008
104.8 Drew Brees, 2004
104.4 Philip Rivers, 2009
Highest, Game (minimum 20 att.)
157.1 Dan Fouts at Cleveland Sept. 7, 1981
153.1 Drew Brees vs. Oakland Oct. 31, 2004
150.5 Philip Rivers vs. San Francisco Dec. 16, 2010

RECEIVING YARDS

Most Seasons Leading League
3 Lance Alworth, 1965, 1966, 1969
Most, Career
11,311 Antonio Gates, 2003-17
9,584 Lance Alworth, 1962-70
9,203 Charlie Joiner, 1976-86
Most, Season
1,602 Lance Alworth, 1965
1,383 Lance Alworth, 1966
1,340 John Jefferson, 1980
Most, Game
260 Wes Chandler vs. Cincinnati Dec. 20, 1982
243 Wes Chandler vs. Seattle Sept. 15, 1985
232 Lance Alworth at Kansas City Oct. 20, 1963
Average per Catch, Career (minimum 250 rec.)
19.4 Lance Alworth, 1962-70
18.6 Gary Garrison, 1966-76
17.5 Vincent Jackson, 2005-11
Average per Catch, Season (minimum 35 rec.)
23.2 Lance Alworth, 1965
22.9 Gary Garrison, 1970
21.2 Gary Garrison, 1968, 1971
Longest Reception
99t Tony Martin at Seattle Sept. 18, 1994
91t Keith Lincoln at Denver Nov. 12, 1961
88t Bobby Duckworth at Chicago Dec. 3, 1984

RECEPTIONS

Most Seasons Leading League
3 Lance Alworth, 1966, 1968, 1969
2 Kellen Winslow, 1980, 1981
Most, Career
910 Antonio Gates, 2003-17
586 Charlie Joiner, 1976-86
541 Kellen Winslow, 1979-87
Most, Season
100 LaDainian Tomlinson, 2003
90 Tony Martin, 1995
89 Antonio Gates, 2005
Kellen Winslow, 1980
Most, Game
15 Keenan Allen vs. Detroit Sept. 13, 2015
Kellen Winslow at Green Bay Oct. 7, 1984
14 Keenan Allen at Green Bay Oct. 18, 2015
David Boston at Jacksonville Oct. 5, 2003
Kellen Winslow vs. Kansas City Dec. 11, 1983
13 (6x), Last: A. Gates vs. Miami Dec. 11, 2005
Most Consecutive Games With a Catch
96 Lance Alworth, 1962-69
80 Antonio Gates, 2003-08
78 Charlie Joiner, 1978-84

RECEIVING TOUCHDOWNS

Most Seasons Leading League
3 Lance Alworth, 1964, 1965, 1966

Most, Career
112 Antonio Gates, 2003-17
81 Lance Alworth, 1962-70
58 Gary Garrison, 1966-76

Most, Season
14 Tony Martin, 1996
Lance Alworth, 1965
13 (5x), Last: Antonio Gates, 2004
12 Antonio Gates, 2014
Gary Garrison, 1970

Most, Game
5 K. Winslow at Oakland Nov. 22, 1981
4 Lance Alworth at Denver Dec. 1, 1968
3 (14x) Last: D. Woodhead vs. Mia. Dec. 20, 2015

Most Consecutive Games
9 Antonio Gates, 2009-10
Lance Alworth, 1963
6 John Jefferson, 1980
Lance Alworth, 1964, 1967
5 Lance Alworth, 1965-66

SCRIMMAGE YARDS

Most, Career
16,445 LaDainian Tomlinson, 2001-09
11,311 Antonio Gates, 2003-17
9,721 Lance Alworth, 1962-70

Most, Season
2,370 LaDainian Tomlinson, 2003
2,323 LaDainian Tomlinson, 2006
2,172 LaDainian Tomlinson, 2002

Most, Game
271 LaDainian Tomlinson vs. Denver Dec. 1, 2002
261 Melvin Gordon vs. Tennessee Nov. 6, 2016
260 LaDainian Tomlinson vs. Oakland Dec. 28, 2003
Wes Chandler vs. Cincinnati Dec. 20, 1982

INTERCEPTIONS BY

Most Seasons Leading League
1 Casey Hayward, 2016
Antonio Cromartie, 2007

Most, Career
42 Gill Byrd, 1983-92
29 Dick Harris, 1960-65
26 Rodney Harrison, 1994-02

Most, Season
10 Antonio Cromartie, 2007
9 Charlie McNeil, 1961
8 (4x) Last: Ryan McNeil, 2001

Most, Game
3 A. Cromartie vs. Indianapolis Nov. 11, 2007
Dwayne Harper vs. Oakland Nov. 27, 1995
Pete Shaw at Cincinnati Nov. 2, 1980
Clarence Duren at Miami Oct. 30, 1977
Chris Fletcher at Denver Nov. 30, 1975
Joe Beauchamp vs. Denver Sept. 24, 1972
Leslie Duncan at Oakland Sept. 25, 1966
Bud Whitehead at Buffalo Oct. 10, 1965
Dick Harris at Buffalo Nov. 17, 1963
Charlie McNeil vs. Houston Sept. 24, 1961
C. McNeil vs. New York Titans Dec. 18, 1960
2 (82x) Last: C. Hayward vs. Jax. Sept. 18, 2016
1 (928x) Last: Adrian Phillips at Den. Sept. 11, 2017

Most Consecutive Games
5 Charlie McNeil, 1961
4 (4x) Last: Greg Jackson, 1998
3 (18x) Last: Stephen Cooper, 2008

INTERCEPTION RETURN YARDS

Most Seasons Leading League
1 Charlie McNeil, 1961

Most, Career
546 Gill Byrd, 1983-92
502 Charlie McNeil, 1960-64
477 Kenny Graham, 1964-69

Most, Season
349 Charlie McNeil, 1961
224 Stanley Richard, 1994
166 Vencie Glenn, 1987

Most, Game
177 Charlie McNeil vs. Houston, Sept. 24, 1961
106 Woodrow Lowe vs. Pittsburgh, Nov. 18, 1979
103 Vencie Glenn vs. Denver, Nov. 29, 1987

Longest Return
103t Vencie Glenn vs. Denver, Nov. 29, 1987
102t Donald Frank at L.A. Raiders, Oct. 31, 1993
100t Leslie Duncan vs. Kansas City, Oct. 15, 1967

INTERCEPTION RETURN TOUCHDOWNS

Most, Career
5 Kenny Graham, 1964-69
Dick Harris, 1960-65
4 Woodrow Lowe, 1976-86
3 Eric Weddle, 2007-15
Joe Beauchamp, 1966-75

Most, Season
3 Dick Harris, 1961
2 (9x) Last: Demorrio Williams, 2012
1 (71x) Last: Jahleel Addae, Brandon Flowers and Casey Hayward, 2016

Most, Game
1 (92x) Last: Jahleel Addae vs. K.C. Jan. 1, 2017

SACKS

Most Seasons Leading League
1 Shawne Merriman, 2006

Most, Career
105.5 Leslie O'Neal, 1986-95
69.5 Shaun Phillips, 2004-12
67.0 Gary Johnson, 1975-84

Most, Season
17.5 Gary Johnson, 1980
17.0 S. Merriman, 2006
Leslie O'Neal, 1992
Steve DeLong, 1969
15.5 Fred Dean, 1978

Most, Game (since 1982)
5 Leslie O'Neal vs. Dallas Nov. 16, 1986
4 (5x) Last: A. Barnes vs. Balt. Dec. 18, 2011
3.5 (3x) Last: Kendall Reyes at N.Y.J. Dec. 23, 2012

PUNTS

Most, Career
771 Darren Bennett, 1995-03
756 Mike Scifres, 2003-15
519 Dennis Partee, 1968-75

Most, Season
95 Darren Bennett, 1998
92 Darren Bennett, 2000
89 Darren Bennett, 1997, 1999

Most, Game
11 (5x), Last: D. Bennett at Oak. Oct. 11, 1998
10 (9x) Last: M. Scifres at Seattle Dec. 24, 2006
9 (12x), Last: M. Scifres vs. Oak. Nov. 16, 2014

PUNT YARDS

Most, Career
34,152 Mike Scifres, 2003-15
33,776 Darren Bennett, 1995-03
21,417 Dennis Partee, 1968-75

Most, Season
4,248 Darren Bennett, 2000
4,174 Darren Bennett, 1998
3,972 Darren Bennett, 1997

Most, Game
522 Darren Bennett at Oakland Oct. 11, 1998
493 Mike Scifres at Denver Nov. 18, 2012
492 Dennis Partee at Kansas City Nov. 10, 1974

Longest Punt
82 Paul Maguire vs. Dallas Nov. 19, 1961
73 Dennis Partee at Denver Oct. 17, 1971
72 Mike Scifres at Buffalo, Sept. 21, 2014

PUNTING AVERAGE

Highest, Career (minimum 100 att.)
45.2 Mike Scifres, 2003-15
43.8 Darren Bennett, 1995-03
42.9 Ralf Mojsiejenko, 1985-88

Highest, Season (minimum 50 att.)
48.3 Mike Scifres, 2012
46.7 Mike Scifres, 2010
46.3 Drew Kaser, 2016

Highest, Game (minimum 4 att.)
59.5 Mike Scifres at St. Louis Oct. 17, 2010
Darren Bennett at Pittsburgh Oct. 1, 1995
57.0 Drew Kaser at Denver Oct. 30, 2016
Mike Scifres vs. Kansas City Oct. 19, 2014
Darren Bennett at Kansas City Sept. 17, 2000
56.7 Darren Bennett at Denver Oct. 6, 1996

PUNT RETURN YARDS

Most Seasons Leading League
1 Leslie "Speedy" Duncan, 1965

Most, Career
2,388 Mike Fuller, 1975-80
1,651 Leslie "Speedy" Duncan, 1964-70
1,407 Darrien Gordon, 1983-96

Most, Season
537 Darrien Gordon, 1996
489 Eric Metcalf, 1997
475 Darrien Gordon, 1994

Most, Game
168 Eric Metcalf at Cincinnati Nov. 2, 1997
136 Mike Fuller at Buffalo Nov. 21, 1976
133 Andre Coleman at Phil. Sept. 17, 1995

Longest Return
95t L. Duncan vs. New York Jets, Nov. 24, 1968
90t Darrien Gordon at L.A. Raiders, Sept. 25, 1994
88t A. Coleman at Philadelphia, Sept. 17, 1995
Mike Fuller at New Orleans, Oct. 9, 1977

PUNT RETURN AVERAGE

Most Seasons Leading League
2 Leslie "Speedy" Duncan, 1965, 1966

Highest, Career (minimum 50 ret.)
13.7 Darrien Gordon, 1993-96
12.0 Leslie "Speedy" Duncan, 1964-70
11.3 Mike Fuller, 1975-80

Highest, Season (minimum 20 ret.)
15.5 Leslie "Speedy" Duncan, 1965
14.9 Darrien Gordon, 1996
13.2 (4x), Last: Darrien Gordon, 1994

PUNT RETURN TOUCHDOWNS

Most, Career
4 Leslie "Speedy" Duncan, 1964-70
3 Eric Metcalf, 1997
Darrien Gordon, 1993-96
2 (4x) Last: Darren Sproles, 2005-10

Most, Season
3 Eric Metcalf, 1997
2 (3x) Last: Darrien Gordon, 1994
1 (17x) Last: Travis Benjamin, 2017

Most, Game
2 Eric Metcalf at Cincinnati, Nov. 2, 1997
1 (23x) Last: T. Benjamin vs. Den. Oct. 22, 2017

PUNT RETURNS

Most Seasons Leading League
1 Leslie Duncan, 1965

Most, Career
212 Mike Fuller, 1975-80
138 Leslie "Speedy" Duncan, 1964-70
124 Lionel James, 1984-88

Most, Season
46 Mike Fuller, 1979
45 Eric Metcalf, 1997
39 Mike Fuller, 1978

Most, Game
8 (4x) Last: Leon Johnson at Det. Dec. 7, 2003
7 (4x) Last: Mike Fuller at Hou. Dec. 17, 1978
6 (9x) Last: J. Herndon vs. Miami Dec. 20, 2015

Most Fair Catches, Season
24 Kenny Graham, 1969
19 Chris Penn, 1999
Darrien Gordon, 1994
18 Kitrick Taylor, 1991

Most Fair Catches, Game
6 Phil McConkey at Kansas City Dec. 17, 1989
5 Jeff Graham at Oakland Sept. 3, 2000
Kenny Graham vs. Cincinnati Oct. 4, 1969
4 (10x), Last: J. Jones vs. Pit. Oct. 12, 2015

KICKOFF RETURN YARDS

Most, Career
6,469 Darren Sproles, 2005-10
3,997 Ronney Jenkins, 2000-02
3,914 Andre Coleman, 1994-96

Most, Season
1,541 Ronney Jenkins, 2001
1,531 Ronney Jenkins, 2000
1,528 Darren Sproles, 2005

Most, Game
250 Ronney Jenkins, at Oakland Nov. 18, 2001
221 Ronney Jenkins vs. N.O. Sept. 10, 2000
215 Richard Goodman at Oakland Jan. 1, 2012

Longest Return
105t Richard Goodman at Oakland Jan. 1, 2012
103t Darren Sproles at Denver Sept. 14, 2008
Keith Lincoln vs. N.Y. Titans Sept. 16, 1962
99t Micheal Spurlock vs. Oakland Dec. 30, 2012

KICKOFF RETURN AVERAGE

Highest, Career (minimum 75 ret.)
25.3 Leslie "Speedy" Duncan, 1964-70
25.1 Darren Sproles, 2005-10
24.2 Ronney Jenkins, 2000-02

Highest, Season (minimum 10 ret.)
29.7 Antonio Cromartie, 2006
28.4 Keith Lincoln, 1962
28.0 Leslie "Speedy" Duncan, 1969

KICKOFF RETURN TOUCHDOWNS

Most, Career
4 Andre Coleman, 1994-96
3 Ronney Jenkins, 2000-02
2 Darren Sproles, 2005-08
Anthony Miller, 1988-93

Most, Season
2 (3x) Last: Ronney Jenkins, 2001
1 (13x) Last: Micheal Spurlock, 2012

Most, Game
1 (19x) Last: M. Spurlock vs. Oak. Dec. 30, 2012

KICKOFF RETURNS

Most, Career
258 Darren Sproles, 2005-10
166 Andre Coleman, 1994-96
165 Ronney Jenkins, 2000-02

Most, Season
67 Ronney Jenkins, 2000
63 Darren Sproles, 2005
62 Andre Coleman, 1995

Most, Game
8 (5x) Last: D. Sproles at N.O. (at London) Oct. 26, 2008
7 (13x) Last: D. Sproles vs. Denver Oct. 19, 2009
6 (36x) Last: R. Goodman at Oakland Jan. 1, 2012

COMBINED KICKOFF AND PUNT RETURN YARDS

Most, Career
7,404 Darren Sproles, 2005-10
5,037 Leslie "Speedy" Duncan, 1964-70
4,240 Andre Coleman, 1994-96

Most, Season
1,737 Andre Coleman, 1995
1,636 Darren Sproles, 2005
1,625 Darren Sproles, 2008

COMBINED KICKOFF AND PUNT RETURNS

Most, Career
372 Darren Sproles, 2005-10
289 Mike Fuller, 1975-80
272 Leslie "Speedy" Duncan, 1964-70

Most, Season
90 Andre Coleman, 1995
81 Darren Sproles, 2005
80 Darren Sproles, 2009

SERVICE

Most Seasons, Active Player
17 David Binn, 1994-10
15 Dan Fouts, 1973-87
Antonio Gates, 2003-17
Russ Washington, 1968-82
14 Don Macek, 1976-89
Philip Rivers, 2004-17
Doug Wilkerson, 1971-84

Most Games
256 David Binn, 1994-10
211 Antonio Gates, 2003-17
200 Junior Seau, 1990-02
Russ Washington, 1968-82

Most Consecutive Games
183 Philip Rivers, 2005-17
179 David Binn, 1994-10
178 Russ Washington, 1968-80

Most Consecutive Starts
183 Philip Rivers, 2006-17
148 Russ Washington, 1970-80
140 Walt Sweeney, 1964-73

† indicates 9-game strike season

GAMES WON

Most, Season
14 2006
13 2009
12 1961, 1979, 2004

Fewest, Season
1 2000
2 1973, 1975
4 1962, 1972, 1986, 1991, 1997, 2003, 2015

Most Consecutive
15 Nov. 27, 1960–Dec. 3, 1961
11 Oct. 25, 2009–Jan. 3, 2010
Oct. 29, 2006–Sept. 9, 2007
8 (4x) Last: Oct. 24–Dec. 19, 2004

Most Consecutive at Home
10 Nov. 5, 1978–Nov. 25, 1979
9 Sept. 17, 2006–Sept. 9, 2007
Nov. 27, 1960–Dec. 9, 1961
8 Oct. 4, 1992–Sept. 19, 1993

Most Consecutive on Road
11 Oct. 2, 1960–Nov. 12, 1961
6 Oct. 25, 2009–Dec. 25, 2009
Nov. 4, 1979–Sept. 28, 1980
5 Jan. 2, 1994–Oct. 16, 1994

Most Consecutive at Start of Season
11 1961
6 1994
4 1966, 1980, 2002

GAMES LOST

Most, Season
15 2000
12 1975, 1986, 1991, 1997, 2003, 2015
11 1973, 1998, 2001, 2016

Fewest, Season
2 1961, 1965, 2006
3 2009, 1963, 1982†
4 1960, 1979, 2004

Most Consecutive
11 Sept. 3, 2000–Nov. 19, 2000
Sept. 21, 1975–Nov. 30, 1975
9 Dec. 8, 2002–Oct. 5, 2003
Nov. 4, 2001–Dec. 30, 2001
Dec. 4, 2016–Oct. 1, 2017
8 (5x) Last: Dec. 4, 2016–Sept. 24, 2017

Most Consecutive at Home
7 Nov. 13, 2016-current
6 (3x) Last: Last: Nov. 13, 2016-current
5 (6x) Last: Last: Nov. 13, 2016-current

Most Consecutive on Road
11 Oct. 6, 1985–Oct. 26, 1986
8 (3x) Last: Sept. 3, 2000–Dec. 17, 2000
7 Nov. 10, 2002–Oct. 5, 2003
Sept. 20, 1998–Dec. 27, 1998

Most Consecutive on Road Without Victory (Ties incl.)
14 Nov. 22, 1970–Nov. 19, 1972

POINTS

Most, Season
492 2006
478 1981
467 1985

Most, Game
58 vs. Denver, Dec. 22, 1963
55 at Oakland, Nov. 22, 1981
vs. Denver, Oct. 20, 1968
54 vs. Pittsburgh, Dec. 8, 1985

Most Game, Both Teams
98 vs. Pittsburgh, Dec. 8, 1985
93 vs. N.Y. Titans, Dec. 18, 1960
90 at Cincinnati, Nov. 12, 2006

Most, Half
42 Nov. 12, 2006 at Cincinnati (second half)
41 Nov. 5, 1961 vs. N.Y. Titans (second half)
35 (3x) Last: Oct. 28, 2007 vs. Houston (first half)

Most, Quarter
28 at Kansas City Nov. 15, 1964 (second quarter)
vs. N.Y. Titans Nov. 5, 1961 (third quarter)
vs. Houston Sept, 24, 1961 (second quarter)

Most, Quarter, Both Teams
38 at Denver Sept. 14, 2008 (2Q)
at Kansas City Oct. 19, 1986 (2Q)
at Denver Oct. 6, 1963 (2Q)
at Boston Oct. 7, 1961 (2Q)

Fewest, Season
188 1973
189 1975
212 1974

Fewest, Game
0 (28x) Last: at Miami Nov. 2, 2014

Most Consecutive Games Not Shutout
240 Nov. 7, 1999–Nov. 2, 2014
121 Sept. 7, 1962–Nov. 2, 1969

TOUCHDOWNS

Most, Season
61 1981
60 1985
59 2006

Most, Game
8 vs. Pittsburgh Dec. 8, 1985
at Oakland Nov. 22, 1981
7 (8x) Last: vs. Denver Dec. 28, 2008
6 (34x) Last: at Tennessee Dec. 25, 2009

Fewest, Season
22 1973, 1975
23 1998
25 1977, 1999

POINTS AFTER TOUCHDOWN

Most, Season
58 2006
55 1981
54 2004

Most, Game
7 (7x) Last: vs. Denver Dec. 28, 2008
6 (27x) Last: at Tennessee Dec. 25, 2009
5 (50x) Last: vs. Jacksonville Sept. 18, 2016

Fewest, Season
19 1973, 1998
20 1975
21 1977

TWO–POINT CONVERSIONS

Most, Season
3 1994
2 1962, 1963, 1968, 1998, 2003, 2008, 2010, 2015
1 1961, 1964, 1995, 1999, 2002, 2006, 2011

Most, Game – (since 1994)
2 vs. Oakland Oct. 25, 2015
1 (15x) Last: at Kansas City Oct. 31, 2011

Most Attempts, Season
7 1994
5 2008
4 1995, 1998, 2000

Most Attempts, Game – (since 1994)
3 at Denver, Sept. 4, 1994
2 (4x) Last: vs. Oakland Oct. 25, 2015
1 (34x) Last: at Carolina Dec. 11, 2016

FIELD GOALS

Most, Season
34 1994, 2013
32 2009
31 1993, 1999

Most, Game
6 (3x) Last: at Oakland Oct. 5, 1997
5 (11x) Last: at Oakland Sept. 10, 2012
4 (32x) Last: at Atlanta Oct. 23, 2016

Most Attempts, Season
43 2001
40 1993
38 1994

Most Attempts, Game
7 at N.Y. Jets Oct. 8, 1966
6 (6x) Last: vs. Denver Dec. 1, 2002
5 (25x) Last: at Oakland Sept. 10, 2012

Most, Game, Both Teams
9 vs. Kansas City Sept. 29, 1996
8 at Indianapolis Nov. 3, 1996
vs. New England Nov. 9, 1975
7 (15x) Last: at Atlanta Oct. 23, 2016

Most Attempts, Game, Both Teams
10 (4x) Last: vs. Seattle Dec. 12, 1999
9 (3x) Last: vs. Denver Dec. 1, 2002
8 (22x) Last: at Atlanta Oct. 23, 2016

Fewest Made, Season
6 1974
10 1976
12 1964, 1970, 1973, 1975

Fewest Attempts, Season
16 1974
19 1970
20 1962, 1976, 1988, 2003

FIRST DOWNS

Most, Season
380 1985
379 1981
374 1984

Most, Game
35 at Kansas City Oct. 19, 1986
34 vs. Miami Nov. 18, 1984 (OT)
vs. Cincinnati Dec. 20, 1982
33 at Philadelphia Sept. 15, 2013
vs. Oakland Oct. 31, 2004

Most, Game, Both Teams
62 vs. Seattle Sept. 15, 1985
58 vs. Seattle Dec. 29, 2002 (OT)
at Cincinnati Sept. 22, 1985
vs. Miami Nov. 18, 1984 (OT)
57 at New England, Sept. 18, 2011
at San Francisco Dec. 11, 1982

Fewest, Season
198 1973, 1975
208 1961
217 1962

Fewest, Game
3 at Denver Nov. 30, 1975
5 at Denver Nov. 16, 2003
vs. Oakland Oct. 5, 1970
6 vs. Pittsburgh Dec. 24, 2000
at Seattle Nov. 22, 1987

Most by Rushing, Season
137 2006
131 2004
127 1965, 1981

Most by Rushing, Game
19 vs. Oakland Nov. 27, 1960
18 vs. Houston Oct. 3, 1965
17 (3x) Last: vs. Denver, Dec. 28, 2008

Fewest by Rushing, Game
0 vs. Oakland Dec. 5, 2010
at Oakland Nov. 14, 1999
1 (17x) Last: at Indianapolis Sept. 25, 2016
2 (50x) Last: at Cleveland Dec. 24, 2016

Most by Passing, Season
259 1985
244 1980
240 1984

Most by Passing, Game
27 vs. Seattle Sept. 15, 1985
26 at Green Bay Oct. 18, 2015
23 vs. Cincinnati Dec. 20, 1982
vs. N.Y. Giants Oct. 19, 1980

Fewest by Passing, Season
89 1975
93 1973
110 1961
Fewest by Passing, Game
0 at Kansas City Sept. 20, 1998
1 at Denver Nov. 30, 1975 (OT)
2 (3x) Last: at Denver Nov. 16, 2003
Most by Penalty, Season
39 2013
37 2004, 2014
36 2016
Most by Penalty, Game
7 vs. Tennessee Nov. 13, 2016
vs. Baltimore Nov. 15, 1998
vs. Denver Nov. 30, 1997
6 (5x) Last: at Baltimore Nov. 30, 2014
5 (19x) Last: vs. Tennessee Nov. 6, 2016
Fewest by Penalty, Season
11 1975
12 1964
13 1968

NET YARDS GAINED

Most, Season
6,744 1981
6,535 1985
6,410 1980
Most, Game
661 vs. Cincinnati Dec. 20, 1982
593 vs. L.A. Raiders Nov. 10, 1985
581 vs. Denver Oct. 20, 1968
Most, Game, Both Teams
1,102 vs. Cincinnati Dec. 20, 1982
1,057 vs. Denver Oct. 20, 1968
1,050 at Philadelphia Sept. 15, 2013
Fewest, Season
3,411 1975
3,622 1973
3,953 1970
Fewest, Game
70 at Denver Nov. 2, 1969
93 vs. Oakland Oct. 5, 1975
96 at Denver Nov. 16, 2003
Most Total Offensive Plays, Season
1,154 1984
1,135 1980
1,129 1981
Fewest Total Offensive Plays, Season
617 1982†
753 1963
759 1964

RUSHING

Most Attempts, Season
590 1978
525 2004
522 2006
Most Attempts, Game
58 vs. Oakland, Nov. 20, 1977
53 (4x) Last: vs. Detroit Dec. 16, 2007
51 at Kansas City Sept. 12, 1983
Fewest Attempts, Season
267 1982†
351 2000
361 1966
Most Yards, Season
2,578 2006
2,257 1990
2,248 1991
Most Yards, Game
289 vs. Denver Dec. 28, 2008
287 vs. N.Y. Jets Oct. 13, 1963
274 vs. Detroit Dec. 16, 2007
Fewest Yards, Game
2 vs. Boston Dec. 17, 1961
3 vs. Dallas Texans Nov. 19, 1961
11 vs. Buffalo Nov. 20, 1960
Most Touchdowns, Season
32 2006
26 1981
25 1979
Fewest Touchdowns, Season
4 2012, 2015
5 1997
6 2014
Most Touchdowns, Game
5 (4x) Last: vs. Denver Dec. 28, 2008
4 (22x) Last: at Tennessee Dec. 25, 2009
3 (46x) Last: vs. Baltimore Dec. 18, 2011

RUSHING AVERAGE

Highest, Season
5.6 1963
5.1 2003
4.9 2006
Highest, Game
8.52 vs. N.Y. Jets Dec. 24, 1967
8.44 vs. Denver Dec. 22, 1963
8.26 vs. Cleveland Nov. 5, 2006

PASSING

Most Attempts, Season
667 2015
662 1984
635 1983
Most Attempts, Game
65 at Green Bay Oct. 18, 2015
at Kansas City Oct. 19, 1986
58 vs. Oakland Oct. 25, 2015
at Kansas City Dec. 22, 1985
56 vs. Miami Nov. 18, 1984, (OT)
Fewest Attempts, Season
337 1975
338 1982†
349 1974
Fewest Attempts, Game
6 at Cleveland Dec. 19, 2004
10 vs. Kansas City Dec. 18, 1988
11 (2x) Last: vs. Houston Oct. 28, 2007
Most Completions, Season
442 2015
401 1984
386 1985
Most Completions, Game
43 at Green Bay Oct. 18, 2015
38 vs. Oakland Oct. 25, 2015
37 (3x) Last: at Kansas City Oct. 19, 1986
Fewest Completions, Game
1 at Kansas City Sept. 20, 1998
3 vs. Oakland Oct. 5, 1975
4 at Cleveland Dec. 19, 2004
vs. Kansas City Nov. 2, 1986
Most Net Yards Gained, Season
4,870 1985
4,739 1981
4,661 1983
Most Net Yards Gained, Game
494 vs. Seattle Sept. 15, 1985
488 at Green Bay Oct. 18, 2015
486 vs. Cincinnati Dec. 20, 1982
Fewest Net Yards Gained, Season
1,610 1975
1,808 1973
2,244 1977
Fewest Net Yards Gained, Game
–22 vs. Oakland Oct. 5, 1975
–19 at Kansas City Sept. 20, 1998
7 at Washington Sept. 16, 1973
Most Touchdowns, Season
37 1985
34 1981, 2008
33 2016
Fewest Touchdowns, Season
7 1975
9 1973
11 1977, 1988, 1998
Most Touchdowns, Game
7 at Oakland Nov. 22, 1981
5 (9x) Last: vs. Oakland Oct. 31, 2004
4 (29x) Last: at Oakland Oct. 9, 2016
Most Had Intercepted, Season
34 1962, 1998
33 1968, 1983, 1986
30 1964, 1973, 1978, 1985, 2000
Most Had Intercepted, Game
7 at Seattle Dec. 13, 1998
vs. Kansas City Dec. 8, 1968
6 (6x) Last: vs. Green Bay Oct. 24, 1999
5 (14x) Last: at Denver Dec. 27, 1987
Fewest Had Intercepted, Season
8 2004
9 2006
10 2009

SACKED ATTEMPTING TO PASS

Most Times, Season
57 1970
53 2000
51 1997
Fewest Times, Season
11 1967
12 1982†
18 1968
Most Times Sacked Opponent, Season
62 1986
61 2006
60 1980
Most Times Sacked Opponent, Game
11 at New York Jets Dec. 23, 2012
vs. Dallas Nov. 16, 1986
10 vs. Green Bay Sept. 24, 1978
9 (5x) Last: at Cleveland Dec. 24, 2016

PUNTS

Most, Season
95 1998
92 2000
90 1997
Most, Game
11 (5x) Last: at Oakland Oct. 11, 1998
10 (10x) Last: at Denver Nov. 18, 2012
9 (11x) Last: vs. Oakland Nov. 16, 2014
Fewest, Season
23 1982†
45 1972
47 2011
Fewest, Game
0 (5x) Last: at Oakland Jan. 1, 2012
1 (35x) Last: vs. Kansas City, Jan. 1, 2017
2 (76x) Last: at Atlanta Oct. 23, 2016
Fewest, Game, Both Teams
1 (2x) Last: at Oakland Jan. 1, 2012
2 (7x) Last: vs. Kansas City Jan. 1, 2017
3 (15x) Last: vs. Kansas City Nov. 1, 2012

PUNT YARDS

Most, Season
4,248 2000
4,174 1998
3,972 1997

Most, Game
522 at Oakland Oct. 11, 1998
493 at Denver Nov. 18, 2012
492 at Kansas City Nov. 10, 1974

Fewest, Season
868 1982†
1,813 1972
2,234 2011

Highest Average, Season
47.5 2011
46.6 2012
46.3 2016

Lowest Average, Season
36.3 1978
36.5 1979
36.8 1975

PUNT RETURNS

Most, Season
57 1978
52 1979
49 2003

Most, Game
8 (4x) Last: at Detroit Dec. 7, 2003
7 (7x) Last: at Houston Dec. 7, 1978
6 (13x) Last: vs. Miami Dec. 20, 2015

Fewest, Season
12 1982†
20 2015
21 1966

Most Fair Catches, Season
32 1969
26 2015
25 1991, 1999

Most Fair Catches, Game
6 at Kansas City Dec. 17, 1989
vs. Chicago Dec. 4, 1978
5 at Oakland Sept. 3, 2000
vs. Cincinnati Oct. 4, 1969
4 (9x) Last: vs. Pittsburgh Oct. 12, 2015

Fewest Fair Catches, Season
0 1960, 1961, 1962, 1963, 1964, 1965, 1975
1 1976
3 1977

PUNT RETURN YARDS

Most, Season
590 1978
559 1996
542 1998

Most, Game
168 at Cincinnati Nov. 2, 1997
151 vs. Kansas City Sept. 20, 1965
139 vs. New York Titans Nov. 5, 1961

Fewest, Season
84 2015
138 1982†
166 2013

Highest Average, Season
15.5 1961
14.7 1996
13.4 1965

Lowest Average, Season
4.2 2015
5.6 1970
5.8 1971

PUNT RETURN TOUCHDOWNS

Most, Season
3 1997
2 1965, 1973, 1990, 1994
1 (14x) Last: 2017

Most, Game
2 at Cincinnati Nov. 2, 1997
1 (23x) Last: vs. Denver Broncos Oct. 22, 2017

KICKOFF RETURNS

Most, Season
84 2003
83 2000
75 1997

Most, Game
9 (7x) Last: vs. New York Jets Nov. 3, 2002
8 (15x) Last: at N.O. (at London) Oct. 26, 2008
7 (51x) Last: at Seattle Sept. 26, 2010

Most, Game, Both Teams
17 vs. Pittsburgh Dec. 8, 1985
16 vs. New York Titans Dec. 18, 1960
15 (3x) Last: at New York Giants Oct. 2, 1983

KICKOFF RETURN YARDS

Most, Season
1,804 2003
1,792 2000
1,716 2001

Most, Game
269 at Oakland Nov. 18, 2001
242 vs. Atlanta Oct. 21, 1973
232 vs. Kansas City Dec. 13, 1964

Fewest, Season
508 2016
577 2014
583 2015

Highest Average, Season
26.0 2001
25.6 2011
25.5 2007

Lowest Average, Season
16.5 1961
17.5 1986
18.0 1992

KICKOFF RETURN TOUCHDOWNS

Most, Season
2 1988, 1994, 1995, 2001
1 1962, 1985, 1989, 1991, 1997, 2000, 2004, 2007, 2008, 2011, 2012

Most, Game
1 (19x) Last: vs. Oakland Dec. 30, 2012

PENALTIES

Most Seasons Leading League
3 1962, 1964, 1965

Most, Season
137 1998
129 1997
128 1981

Most, Game
19 at Kansas City Nov. 16, 1997
16 vs. Baltimore Nov. 15, 1998
15 at Indianapolis Nov. 3, 1997

Fewest, Season
63 1969
64 1982†
68 1966

Fewest, Game
0 (5x) Last: at Denver Oct. 9, 2011
1 (27x) Last: at Tampa Bay Nov. 11, 2012
2 (38x) Last: vs. Washington Jan. 3, 2010

Most Yards, Season
1,229 1998
1,101 1997
1,039 1988

Most Yards, Game
148 vs. N.Y. Jets Oct. 13, 1963
146 vs. Baltimore Nov. 15, 1998
at Kansas City Nov. 16, 1997
138 at Seattle Nov. 16, 1981

FUMBLES

Most, Season
44 1985
42 1983
40 1972, 1973, 1980

Most, Game
9 vs. Green Bay Sept. 24, 1978
7 vs. Cincinnati Sept. 30, 1973
6 (5x) Last: vs. Pittsburgh Dec. 13, 1987

Most by Opponent, Game
9 at Kansas City Nov. 15, 1964
7 (3x) Last: vs. Washington Sept. 9, 2001
6 (6x) Last: vs. Arizona Dec. 9, 1995

Most, Game, Both Teams
11 (3x) Last: vs. Kansas City Oct. 13, 1985
10 (5x) Last: vs. Seattle Nov. 25, 1990
9 (7x) Last: vs. Washington Sept. 9, 2001

Fewest, Season
13 1993
14 2009, 2013
16 1963, 2002, 2014

Most Lost, Season
22 1980, 1981, 1983
21 1973, 1978
20 1972, 1987, 2000

Most Lost, Game
6 vs. Green Bay Sept. 24, 1978
4 (10x) Last: at Baltimore Dec. 10, 2000
3 (40x) Last: at Indianapolis Sept. 25, 2016

Most Own Recovered, Season
25 1985
21 1979
20 1972, 1973, 1975, 1983

Most Own Recovered, Game
5 (5x) Last: vs. Oakland Dec. 26, 1999
4 (7x) Last: vs. Seattle Sept. 14, 2014
3 (42x) Last: at Denver Jan. 3, 2016

Fewest Own Recovered, Season
4 1963, 2013
7 1989, 2009
8 1965, 1967, 1968, 1993, 2002, 2003, 2016

Most Opponents Recovered, Season
22 1986
18 1973, 1979, 1980, 1981, 2007
17 1960, 1961, 1963, 1983, 1984

Fewest Opponents Recovered, Season
4 2011
5 1963
6 1969, 2000, 2013

POINTS ALLOWED

Most, Season
462 1983
441 2003
440 2000

Most, Game
57 at St. Louis Oct. 1, 2000
52 at Pittsburgh Nov. 25, 1984
51 at Oakland Oct. 29, 1967

Most, Quarter
31 at Oakland Dec. 8, 1963 (4Q)
30 at St. Louis Nov. 20, 1983 (2Q)
28 (5x) Last: at Minnesota Nov. 28, 1999 (2Q)

Fewest, Season
205 1977
219 1961
221 1982†
Fewest, Game
0 (18x) Last: vs. Denver Broncos Oct. 22, 2017
3 (16x) Last: at Denver Nov. 22, 2009
6 (18x) Last: vs. Oakland Nov. 16, 2014

FIRST DOWNS ALLOWED

Most, Season
365 1981
364 1985
347 1983
Most, Game
34 (3x) Last: at Denver Sept. 14, 2008
33 vs. Cincinnati Nov. 23, 2003
32 at Pittsburgh Oct. 4, 2009
Fewest, Season
190 1965
196 1982†
224 1962
Fewest, Game
5 vs. Kansas City Dec. 12, 2010
at Tampa Bay Sept. 19, 1976
6 at Oakland Oct. 11, 1998
at Oakland (at San Fran.) Oct. 22, 1961
7 (5x) Last: vs. Houston Sept. 15, 2002
Most by Rushing, Season
154 1975
143 1971
137 1983
Most by Rushing, Game
19 (3x), Last: at Seattle Nov. 22, 1987
17 vs. Houston Sept. 23, 1962
16 vs. New England Oct. 16, 1977
vs. Kansas City Dec. 18, 1966
Fewest by Rushing, Season
54 1965
65 1982
71 1969
Fewest by Rushing, Game
0 (5x) Last: at Indianapolis Nov. 28, 2010
1 (21x) Last: at Denver Dec. 12, 2013
2 (42x) Last: vs. Cleveland Oct. 4, 2015
Most by Passing, Season
218 1985
216 1981
213 2008
Most by Passing, Game
24 at Denver Nov. 19, 2000
23 at New England Sept. 18, 2011
22 (4x) Last: vs. Philadelphia Nov. 15, 2009
Fewest by Passing, Season
105 1977
114 1971
116 1965
Fewest by Passing, Game
1 (3x) Last: vs. Oakland Dec. 28, 2003
2 (6x) Last: at Cleveland Dec. 19, 2004
3 (12x) Last: vs. Minnesota, Sept. 11, 2011
Most by Penalty, Season
41 2000, 2004, 2014
35 1981, 1997, 1998
30 1996, 2002, 2012
Most by Penalty, Game
7 vs. Cleveland, Nov. 5, 2006
6 (8x) Last: at N.O. (at London) Oct. 26, 2008
5 (20x) Last: at Cleveland Dec. 24, 2016
Fewest by Penalty, Season
12 1982†
13 1969, 1992
14 1976

NET YARDS ALLOWED

Most, Season
6,265 1985
6,136 1981
6,034 2002
Most, Game
614 at St. Louis Oct. 1, 2000
591 vs. Seattle Dec. 29, 2002
553 at Oakland Sept. 22, 1996
Fewest, Season
3,253 1982†
3,268 1965
3,652 1977
Fewest, Game
58 at Oakland (at San. Fran.) Oct. 22, 1961
67 vs. Kansas City Dec. 12, 2010
99 vs. Indianapolis Nov. 1, 1992

RUSHING ALLOWED

Most Attempts, Season
606 1975
559 1973
552 1983
Most Attempts, Game
61 at Chicago Oct. 25, 1981 (OT)
60 at Denver Nov. 30, 1975
59 at Oakland Sept. 18, 1977
Fewest Attempts, Season
230 1982†
306 1965
355 2004
Fewest Attempts, Game
9 vs. Detroit Dec. 16, 2007
vs. Miami Sept. 7, 1986
10 (2x) Last: vs. Tennessee Sept. 16, 2012
11 (5x) Last: vs. Jacksonville Sept. 18, 2016
Most Yards, Season
2,442 1975
2,403 1966
2,296 1971
Most Yards, Game
378 at Minnesota Nov. 4, 2007
355 at San Francisco Dec. 20, 2014
328 at Denver Nov. 30, 1975
Fewest Yards, Season
961 1982†
1,094 1965
1,140 1998
Fewest Yards, Game
2 at Oakland (at San. Fran.) Oct. 22, 1961
11 at Carolina Dec. 17, 2000
13 at Oakland Oct. 5, 1997
Most Touchdowns, Season
26 1983
25 1971, 1981, 1985
23 1973, 1984
Fewest Touchdowns, Season
7 1961, 1965
8 1999, 2011
10 (12x) Last: 2012
Most Touchdowns Allowed, Game
5 vs. Atlanta Oct. 21, 1973
at Houston Sept. 18, 1960
4 (11x) Last: at Washington Nov. 3, 2013
3 (46x) Last: vs. New Orleans Oct. 2, 2016

PASSING ALLOWED

Most Attempts, Season
636 1996
607 2002, 2004
605 2008
Most Attempts, Game
61 vs. St. Louis Sept. 20, 1987
58 (2x) Last: vs. Tennessee Oct. 3, 2004
57 (2x) Last: at Oakland Sept. 22, 1996
Fewest Attempts, Season
330 1977
341 1973
342 1982†
Fewest Attempts, Game
7 at Detroit Nov. 6, 1977
12 (2x) Last: at Denver Dec. 10, 1972
13 (4x) Last: at Cincinnati Oct. 4, 1987
Most Completions, Season
411 2008
375 2002
372 2004
Most Completions, Game
40 vs. Cincinnati Dec. 20, 1982
39 vs. Tennessee Oct. 3, 2004
37 Kansas City Oct. 9, 1994
Fewest Completions, Season
170 1966
172 1977
177 1973
Fewest Completions, Game
3 at Tampa Bay Sept. 19, 1976
5 (5x) Last: at Cincinnati Oct. 4, 1987
6 (6x) Last: vs. Oakland Dec. 28, 2003
Most Net Yards, Season
4,311 1981
4,295 2002
4,293 1985
Most Net Yards, Game
453 at St. Louis Nov. 10, 2002
451 at St. Louis Oct. 1, 2000
443 at Denver Nov. 19, 2000
Fewest Net Yards, Season
1,725 1977
2,155 1966
2,174 1965
Fewest Net Yards, Game
–13 at Cincinnati Oct. 4, 1987
-4 at Tampa Bay Sept. 19, 1976
0 vs. Oakland Dec. 28, 2003
vs. Cincinnati Dec. 6, 1970
Most Touchdowns, Season
36 2003
33 2000
31 1997
Most Touchdowns, Game
5 (7x) Last: at Denver Nov. 19, 2000
4 (29x) Last: at Oakland Oct. 12, 2014
3 (105x) Last: vs. Tennessee Nov. 6, 2016
Fewest Touchdowns, Season
10 1982†
11 1979
13 1966, 1970, 1974

INTERCEPTIONS BY

Most, Season
49 1961 (NFL Record)
31 1969
30 1964, 2007
Most, Game
6 (6x) Last: vs. Indianapolis Nov. 11, 2007
5 (8x) Last: vs. Detroit Dec. 16, 2007
4 (30x) Last: at Indianapolis Nov. 28, 2010
Most, Game, Both Teams
10 at Seattle Dec. 13, 1998
9 at Denver Sept. 21, 1980
at Oakland Nov. 1, 1964
8 (11x) Last: vs. Indianapolis Nov. 11, 2007
Fewest, Season
7 2014
9 1970
10 2005

Most Yards Returned, Season

929	1961 (NFL Record)
562	1979
499	1984

Most Yards Returned, Game

194	vs. Houston Sept. 24, 1961
174	vs. Denver Oct. 29, 1961
171	vs. Pittsburgh Nov. 18, 1979

Fewest Yards Returned, Season

65	2014
90	1970
123	1999

Most Touchdowns by Returns, Season

9	1961 (NFL Record)
5	2012
4	1984, 2000

Most Touchdowns by Returns, Game

2	at Indianapolis Nov. 28, 2010
	vs. Denver Oct. 29, 1961
1	(88x) Last: vs. Kansas City Jan. 1, 2017

Most Consecutive Games

46	1960–63 (NFL Record)

PUNT RETURNS

Most by Opponents, Season

56	1988
51	1996, 2000
49	1998

Fewest by Opponents, Season

7	1982†
16	1968
17	1960, 1972

Most Yards by Opponents, Season

722	2000
612	1996
601	1976

Most Yards by Opponent, Game

160	at Kansas City, Sept. 13, 2010
150	at Denver Dec. 27, 1987
142	at Oakland Oct. 29, 1967

KICKOFF RETURNS

Most by Opponent, Season

90	2006
88	1981
87	2009

Fewest by Opponent, Season

21	2016
32	2015
35	1973

Most by Opponent, Game

10	(4x) Last: vs. Detroit Dec. 16, 2007
9	(7x) Last: at Indianapolis Nov. 28, 2010
8	(25x) Last: at Kansas City Nov. 24, 2013

CAREER TOP-10

RUSHING YARDS

1. LaDainian Tomlinson, 2001-09 12,490
2. Paul Lowe, 1960-68 4,972
3. Marion Butts, 1989-93 4,297
4. Ryan Mathews, 2010-14 4,061
5. Natrone Means, 1993-95, 98-99 3,885
6. Chuck Muncie, 1980-84 3,309
7. Don Woods, 1974-80 2,858
8. Keith Lincoln, 1961-66, 68 2,698
9. Dick Post, 1967-70 2,519
10. Gary Anderson, 1985-88 2,250

RUSHING TOUCHDOWNS

1. LaDainian Tomlinson, 2001-09 138
2. Chuck Muncie, 1980-84 43
3. Paul Lowe, 1960-68 38
4. Natrone Means, 1993-95, 98-99 34
5. Marion Butts, 1989-93 31
6. Ryan Mathews, 2010-14 23
7. Mike Tolbert, 2008-11 20
8. Tim Spencer, 1985-90 19
9. Hank Bauer, 1977-82 17
   Rod Bernstine, 1987-92 17
   Dick Post, 1967-70 17
   Clarence Williams, 1977-81 17

RUSHING ATTEMPTS

1. LaDainian Tomlinson, 2001-09 2,880
2. Marion Butts, 1989-93 1,031
3. Paul Lowe, 1960-68 1,015
4. Natrone Means, 1993-95, 98-99 1,013
5. Ryan Mathews, 2010-14 923
6. Chuck Muncie, 1980-84 773
7. Don Woods, 1974-80 713
8. Keith Lincoln, 1961-66, 68 573
9. Mike Garrett, 1970-73 572
10. Dick Post, 1967-70 568

TOTAL YARDS FROM SCRIMMAGE

1. LaDainian Tomlinson, 2001-09 16,445
2. **Antonio Gates, 2003-17 ..... 11,311**
3. Lance Alworth, 1962-70 9,721
4. Charlie Joiner, 1976-86 9,191
5. Gary Garrison, 1966-76 7,562
6. Kellen Winslow, 1979-87 6,741
7. Wes Chandler, 1981-87 6,197
8. Paul Lowe, 1960-68 6,017
9. Anthony Miller, 1988-93 5,660
10. Ronnie Harmon, 1990-95 5,567

PASSING YARDS

1. **Philip Rivers, 2004-17 ..... 47,649**
2. Dan Fouts, 1973-87 43,040
3. John Hadl, 1962-72 26,938
4. Stan Humphries, 1992-97 16,085
5. Drew Brees, 2001-05 12,348
6. Jack Kemp, 1960-62 5,996
7. Doug Flutie, 2001-04 4,901
8. John Friesz, 1990-93 4,396
9. Jim Harbaugh, 1999-00 4,177
10. Billy Joe Tolliver, 1989-90 3,671

TOUCHDOWN PASSES

1. **Philip Rivers, 2004-17 ..... 326**
2. Dan Fouts, 1973-87 254
3. John Hadl, 1962-72 201
4. Stan Humphries, 1992-97 85
5. Drew Brees, 2001-05 80
6. Jack Kemp, 1960-62 37
7. Tobin Rote, 1963-64 29
8. Doug Flutie, 2001-04 25
9. Billy Joe Tolliver, 1989-90 21
10. John Friesz, 1990-93 19

PASS ATTEMPTS

1. **Philip Rivers, 2004-17 ..... 6,173**
2. Dan Fouts, 1973-87 5,604
3. John Hadl, 1962-72 3,640
4. Stan Humphries, 1992-97 2,350
5. Drew Brees, 2001-05 1,809
6. Jack Kemp, 1960-62 815
7. John Friesz, 1990-93 747
8. Doug Flutie, 2001-04 737
9. Jim Harbaugh, 1999-00 636
10. Billy Joe Tolliver, 1989-90 595

PASS COMPLETIONS

1. **Philip Rivers, 2004-17 ..... 3,967**
2. Dan Fouts, 1973-87 3,297
3. John Hadl, 1962-72 1,824
4. Stan Humphries, 1992-97 1,335
5. Drew Brees, 2001-05 1,125
6. Doug Flutie, 2001-04 408
7. John Friesz, 1990-93 401
8. Jack Kemp, 1960-62 389
9. Jim Harbaugh, 1999-00 372
10. Billy Joe Tolliver, 1989-90 305

PASSES INTERCEPTED

1. Dan Fouts, 1973-87 242
2. John Hadl, 1962-72 211
3. **Philip Rivers, 2004-17 ..... 161**
4. Stan Humphries, 1992-97 73
5. Drew Brees, 2001-05 53
6. Jack Kemp, 1960-62 49
7. Ryan Leaf, 1998-00 33
8. Tobin Rote, 1963-64 32
9. Craig Whelihan, 1995-98 29
10. Jim Harbaugh, 1999-00 24
    Billy Joe Tolliver, 1989-90 24

RECEIVING YARDS

1. **Antonio Gates, 2003-17 ..... 11,311**
2. Lance Alworth, 1962-70 9,584
3. Charlie Joiner, 1976-86 9,203
4. Gary Garrison, 1966-76 7,533
5. Kellen Winslow, 1979-87 6,741
6. Wes Chandler, 1981-87 6,132
7. Anthony Miller, 1988-93 5,582
8. Malcom Floyd, 2004-15 5,550
9. Vincent Jackson, 2005-11 4,754
10. Tony Martin, 1994-97 4,184

RECEIVING TOUCHDOWNS

1. **Antonio Gates, 2003-16 ..... 112**
2. Lance Alworth, 1962-70 81
3. Gary Garrison, 1966-76 58
4. Charlie Joiner, 1976-86 47
5. Kellen Winslow, 1979-87 45
6. Wes Chandler, 1981-87 41
7. Vincent Jackson, 2005-11 37
   Anthony Miller, 1988-93 37
9. John Jefferson, 1978-80 36
10. Malcom Floyd, 2004-15 34

RECEPTIONS

1. **Antonio Gates, 2003-17 ..... 910**
2. Charlie Joiner, 1976-86 586
3. Kellen Winslow, 1979-87 541
4. LaDainian Tomlinson, 2001-09 530
5. Lance Alworth, 1962-70 493
6. Gary Garrison, 1966-76 404
7. Ronnie Harmon, 1990-95 377
8. Anthony Miller, 1988-93 374
9. Wes Chandler, 1981-87 373
10. Malcom Floyd, 2004-15 321

QUARTERBACK SACKS

1. Leslie O'Neal, 1986, 1988-95 ..... 105.5
2. Shaun Phillips, 2004-12 ..... 69.5
3. Gary Johnson, 1975-84 ..... 67.0
4. Lee Williams, 1984-90 ..... 65.5
5. Fred Dean, 1975-81 ..... 53.5
6. Junior Seau, 1990-02 ..... 47.0
7. Raylee Johnson, 1993-03 ..... 46.0
8. Shawne Merriman, 2005-09 ..... 43.5
   Leroy Jones, 1976-83 ..... 43.5
10. Louie Kelcher, 1975-83 ..... 39.0

INTERCEPTIONS

1. Gill Byrd, 1983-92 42
2. Dick Harris, 1960-65 29
3. Rodney Harrison, 1994-02 26
4. Kenny Graham, 1964-69 25
5. Mike Williams, 1975-82 24
6. Joe Beauchamp, 1966-75 23
7. Quentin Jammer, 2002-12 21
   Woodrowe Lowe, 1976-86 21
   Bob Howard, 1967-74 21
   Leslie "Speedy" Duncan, 1964-69 21

INTERCEPTION RETURN YARDS

1. Gill Byrd, 1983-92 546
2. Charlie McNeil, 1960-64 502
3. Kenny Graham, 1964-69 477
4. Joe Beauchamp, 1966-75 433
5. Dick Harris, 1960-65 413
6. Rodney Harrison, 1994-02 345
7. Woodrowe Lowe, 1976-86 343
8. Darren Carrington, 1991-94 337
9. Leslie Duncan, 1964-69 322
10. Glen Edwards, 1978-81 309

INTERCEPTION RETURN TOUCHDOWNS

1. Kenny Graham, 1964-69 5
   Dick Harris, 1960-65 5
3. Woodrowe Lowe, 1976-86 4
4. Eric Weddle, 2007-13 3
   Joe Beauchamp, 1966-75 3
6. Shaun Phillips, 2004-12 2
   Demorrio Williams, 2012 2
   Antonio Cromartie, 2006-09 2
   Clinton Hart, 2004-09 2
   Donnie Edwards, 2002-06 2
   (9) others with 2 each 2

TOUCHDOWNS SCORED

1. LaDainian Tomlinson, 2001-09 153
2. **Antonio Gates, 2003-17 ..... 112**
3. Lance Alworth, 1962-70 83
4. Gary Garrison, 1966-76 58
5. Charlie Joiner, 1976-86 47
6. Paul Lowe, 1960-68 46
7. Kellen Winslow, 1979-87 45
   Chuck Muncie, 1980-84 45
9. Wes Chandler, 1981-87 41
10. Anthony Miller, 1988-93 40

POINTS SCORED

1. John Carney, 1990-00 1,076
2. LaDainian Tomlinson, 2001-09 918
3. Nate Kaeding, 2004-12 889
4. Rolf Benirschke, 1977-86 766
5. **Antonio Gates, 2003-17 ..... 672**
6. Lance Alworth, 1962-70 500
7. Nick Novak, 2011-14 459
8. Dennis Partee, 1968-75 380
9. Gary Garrison, 1966-76 348
10. Charlie Joiner, 1976-86 282

FIELD GOALS

1. John Carney, 1990-00 261
2. Nate Kaeding, 2004-12 180
3. Rolf Benirschke, 1977-86 146
4. **Nick Novak, 2011-14, 17 ..... 104**
5. Dennis Partee, 1968-75 71
6. Josh Lambo, 2015-16 52
7. George Blair, 1961-64 50
8. Steve Christie, 2001-03 42
9. Ray Wersching, 1973-76 32
10. Dick Van Raaphorst, 1966-67 31

FIELD GOAL ATTEMPTS

1. John Carney, 1990-00 320
2. Rolf Benirschke, 1977-86 208
3. Nate Kaeding, 2004-12 207
4. Dennis Partee, 1968-75 121
   Nick Novak, 2011-14 121
6. George Blair, 1961-64 80
7. Ray Wersching, 1973-76 68
8. Josh Lambo, 2015-16 64
9. Dick Van Raaphorst, 1966-67 61
10. Steve Christie, 2001-03 57

KICKOFF RETURN YARDS

1. Darren Sproles, 2005-10 6,469
2. Ronney Jenkins, 2000-02 3,997
3. Andre Coleman, 1994-96 3,914
4. Leslie "Speedy" Duncan, 1964-70 3,386
5. James Brooks, 1981-83 2,305
6. Kenny Bynum, 1997-00 2,182
7. Lionel James, 1984-88 2,094
8. Nate Lewis, 1990-93 2,047
9. Artie Owens, 1976-79 1,998
10. Tim Dwight, 2001-04 1,876

KICKOFF RETURN TOUCHDOWNS

1. Andre Coleman, 1994-96 4
2. Ronney Jenkins, 2000-02 3
3. Darren Sproles, 2005-10 2
   Anthony Miller, 1988-93 2
5. Micheal Spurlock, 2012 1
   Tim Dwight, 2001-04 1
   Richard Goodman, 2010-11 1
   Rodney Harrison, 1994-02 1
   Nate Lewis, 1990-93 1
   Jamie Holland, 1987-89 1
   Gary Anderson, 1985-88 1
   Keith Lincoln, 1960-66 1

KICKOFF RETURNS

1. Darren Sproles, 2005-10 258
2. Andre Coleman, 1994-96 166
3. Ronney Jenkins, 2000-02 165
4. Leslie "Speedy" Duncan, 1964-70 134
5. Kenny Bynum, 1997-00 107
6. James Brooks, 1981-83 105
7. Lionel James, 1984-88 99
8. Nate Lewis, 1990-93 92
9. Artie Owens, 1976-79 88
10. Tim Dwight, 2001-04 80

PUNT RETURN YARDS

1. Mike Fuller, 1975-80 2,388
2. Leslie "Speedy" Duncan, 1964-70 1,651
3. Darrien Gordon, 1993-94, 96 1,407
4. Lionel James, 1984-88 1,193
5. Darren Sproles, 2005-10 935
6. Eric Parker, 2002-06 881
7. James Brooks, 1981-83 565
8. Tim Dwight, 2001-04 508
9. Eric Metcalf, 1997 489
10. Latario Rachal, 1998 387

PUNT RETURN TOUCHDOWNS

1. Leslie "Speedy" Duncan, 1964-70 4
2. Eric Metcalf, 1997 3
   Darrien Gordon, 1993-94, 96 3
4. Darren Sproles, 2005-10 2
   Lionel James, 1984-88 2
   Mike Fuller, 1975-80 2
   Ron Smith, 1973 2
8. **Travis Benjamin, 2017 ..... 1**
   Micheal Spurlock, 2012 1
   Tim Dwight, 2001-04 1
   Andre Coleman, 1994-96 1
   (3) others with 1 each

PUNT RETURNS

1. Mike Fuller, 1975-80 212
2. Leslie "Speedy" Duncan, 1964-70 138
3. Lionel James, 1984-88 124
4. Darren Sproles, 2005-10 114
5. Eric Parker, 2002-06 105
6. Darrien Gordon, 1993-94, 96 103
7. James Brooks, 1981-83 52
8. Tim Dwight, 2001-04 46
9. Eric Metcalf, 1997 45
10. Nate Lewis, 1990-93 34
    Kitrick Taylor, 1990-91 34

MOST SEASONS

1. David Binn, 1994-10 17
2. Dan Fouts, 1973-87 15
   Antonio Gates, 2003-17 15
   Russ Washington, 1968-82 15
4. Doug Wilkerson, 1971-84 14
   Don Macek, 1976-89 14
   Philip Rivers, 2004-17 14
7. Mike Scifres, 2003-15 13
   Junior Seau, 1990-02 13
10. Jamal Williams, 1998-09 12

MOST GAMES PLAYED

1. David Binn, 1994-10 256
2. **Antonio Gates, 2003-17 ..... 211**
3. Junior Seau, 1990-02 200
   Russ Washington, 1968-82 200
5. Mike Scifres, 2003-15 195
   Doug Wilkerson, 1971-84 195
7. **Philip Rivers, 2004-17 ..... 187**
8. Dan Fouts, 1973-87 181
9. Quentin Jammer, 2002-12 172
10. Charlie Joiner, 1976-86 164
    Woodrow Lowe, 1976-86 164

SINGLE SEASON TOP-10

RUSHING YARDS

1. LaDainian Tomlinson, 2006 1,815
2. LaDainian Tomlinson, 2002 1,683
3. LaDainian Tomlinson, 2003 1,645
4. LaDainian Tomlinson, 2007 1,474
5. LaDainian Tomlinson, 2005 1,462
6. Natrone Means, 1994 1,350
7. LaDainian Tomlinson, 2004 1,335
8. Ryan Mathews, 2013 1,255
9. LaDainian Tomlinson, 2001 1,236
10. Marion Butts, 1990 1,225

RUSHING TOUCHDOWNS

1. LaDainian Tomlinson, 2006 28
2. Chuck Muncie, 1981 19
3. LaDainian Tomlinson, 2005 18
4. LaDainian Tomlinson, 2004 17
5. LaDainian Tomlinson, 2007 15
6. LaDainian Tomlinson, 2002 14
7. LaDainian Tomlinson, 2003 13
8. LaDainian Tomlinson, 2009 12
   Natrone Means, 1994 12
   Chuck Muncie, 1983 12
   Clarence Williams, 1979 12

RUSHING ATTEMPTS

1. LaDainian Tomlinson, 2002 372
2. LaDainian Tomlinson, 2006 348
3. Natrone Means, 1994 343
4. LaDainian Tomlinson, 2005 339
   LaDainian Tomlinson, 2004 339
   LaDainian Tomlinson, 2001 339
7. LaDainian Tomlinson, 2007 315
8. LaDainian Tomlinson, 2003 313
9. Earnest Jackson, 1984 296
10. LaDainian Tomlinson, 2008 292

TOTAL YARDS FROM SCRIMMAGE

1. LaDainian Tomlinson, 2003 2,370
2. LaDainian Tomlinson, 2006 2,323
3. LaDainian Tomlinson, 2002 2,172
4. LaDainian Tomlinson, 2007 1,949
5. LaDainian Tomlinson, 2005 1,832
6. LaDainian Tomlinson, 2004 1,776
7. LaDainian Tomlinson, 2001 1,603
8. Lance Alworth, 1965 1,590
9. Natrone Means, 1994 1,585
10. Ryan Mathews, 2011 1,546

PASSING YARDS

1. Dan Fouts, 1981 4,802
2. Philip Rivers, 2015 4,792
3. Dan Fouts, 1980 4,715
4. Philip Rivers, 2010 4,710
5. Philip Rivers, 2011 4,624
6. Philip Rivers, 2013 4,478
7. Philip Rivers, 2016 4,386
8. Philip Rivers, 2014 4,286
9. Philip Rivers, 2009 4,254
10. Dan Fouts, 1979 4,082

TOUCHDOWN PASSES

1. Philip Rivers, 2008 34
2. Philip Rivers, 2016 33
   Dan Fouts, 1981 33
4. Philip Rivers, 2013 32
5. Philip Rivers, 2014 31
6. Philip Rivers, 2010 30
   Dan Fouts, 1980 30
8. Philip Rivers, 2015 29
9. Philip Rivers, 2009 28
10. Philip Rivers, 2011 27
    Drew Brees, 2004 27
    Dan Fouts, 1985 27
    John Hadl, 1968 27

PASS ATTEMPTS

1. Philip Rivers, 2015 661
2. Dan Fouts, 1981 609
3. Dan Fouts, 1980 589
4. Philip Rivers, 2011 582
5. Philip Rivers, 2016 578
6. Philip Rivers, 2014 570
7. Philip Rivers, 2013 544
8. Philip Rivers, 2010 541
9. Dan Fouts, 1979 530
10. Philip Rivers, 2012 527

PASS COMPLETIONS

1. Philip Rivers, 2015 437
2. Philip Rivers, 2014 379
3. Philip Rivers, 2013 378
4. Philip Rivers, 2011 366
5. Dan Fouts, 1981 360
6. Philip Rivers, 2010 357
7. Philip Rivers, 2016 349
8. Dan Fouts, 1980 348
9. Philip Rivers, 2012 338
10. Dan Fouts, 1979 332

PASSES INTERCEPTED

1. John Hadl, 1968 32
2. John Hadl, 1972 26
3. John Hadl, 1971 25
   Jack Kemp, 1960 25
5. Dan Fouts, 1980 24
   Dan Fouts, 1979 24
   John Hadl, 1962 24
8. Dan Fouts, 1986 22
   John Hadl, 1967 22
   Jack Kemp, 1961 22

RECEIVING YARDS

1. Lance Alworth, 1965 1,602
2. Lance Alworth, 1966 1,383
3. John Jefferson, 1980 1,340
4. Lance Alworth, 1968 1,312
5. Kellen Winslow, 1980 1,290
6. Anthony Miller, 1989 1,252
7. Lance Alworth, 1964 1,235
8. Tony Martin, 1995 1,224
9. Lance Alworth, 1963 1,205
10. Wes Chandler, 1985 1,199

RECEIVING TOUCHDOWNS

1. Tony Martin, 1996 14
   Lance Alworth, 1965 14
3. Antonio Gates, 2004 13
   John Jefferson, 1980 13
   John Jefferson, 1978 13
   Lance Alworth, 1966 13
   Lance Alworth, 1964 13
8. Antonio Gates, 2014 12
   Gary Garrison, 1970 12
10. Lance Alworth, 1963 11

RECEPTIONS

1. LaDainian Tomlinson, 2003 100
2. Tony Martin, 1995 90
3. Antonio Gates, 2005 89
   Kellen Winslow, 1980 89
5. Kellen Winslow, 1983 88
   Kellen Winslow, 1981 88
7. Lionel James, 1985 86
8. Tony Martin, 1996 85
9. Anthony Miller, 1993 84
10. John Jefferson, 1980 82

QUARTERBACK SACKS (since 1982)

1. Shawne Merriman, 2006 17
   Leslie O'Neal, 1992 17
3. Lee Williams, 1986 15
4. Lee Williams, 1989 14
5. Leslie O'Neal, 1990 ..... 13.5
6. Marcellus Wiley, 2001 13
7. Shawne Merriman, 2007 ..... 12.5
   Leslie O'Neal, 1995 ..... 12.5
   Leslie O'Neal, 1994 ..... 12.5
   Leslie O'Neal, 1989 ..... 12.5
   Leslie O'Neal, 1986 ..... 12.5

INTERCEPTIONS

1. Antonio Cromartie, 2007 10
2. Charlie McNeil, 1961 9
3. Ryan McNeil, 2001 8
   Dick Harris, 1963 8
   Claude Gibson, 1962 8
   Bob Zeman, 1961 8
7. Casey Hayward, 2016 7
   Darren Carrington, 1993 7
   Eric Weddle, 2011 7
   Gill Byrd, 1990 7
   (8) others with 7 each

INTERCEPTION RETURN YARDS

1. Charlie McNeil, 1961 349
2. Stanley Richard, 1994 224
3. Vencie Glenn, 1987 166
4. Gill Byrd, 1984 157
5. Jeff Dale, 1986 153
6. Darren Carrington, 1992 152
7. Bob Laraba, 1961 151
8. Woodrow Lowe, 1979 150
9. Antonio Cromartie, 2007 144
10. Dick Harris, 1961 140

INTERCEPTION RETURN TOUCHDOWNS

1. Dick Harris, 1961 3
2. Demorrio Williams, 2012 2
   Clinton Hart, 2005 2
   Stanley Richard, 1994 2
   Gill Byrd, 1984 2
   Woodrow Lowe, 1979 2
   Kenny Graham, 1969 2
   Joe Beauchamp, 1968 2
   Bob Laraba, 1961 2
   Charlie McNeil, 1961 2

TOUCHDOWNS SCORED

1. LaDainian Tomlinson, 2006 31
2. LaDainian Tomlinson, 2005 20
3. Chuck Muncie, 1981 19
4. LaDainian Tomlinson, 2007 18
   LaDainian Tomlinson, 2004 18
6. LaDainian Tomlinson, 2003 17
7. LaDainian Tomlinson, 2002 15
   Lance Alworth, 1964 15
9. Tony Martin, 1996 14
   Lance Alworth, 1965 14

POINTS SCORED

1. LaDainian Tomlinson, 2006 186
2. Nate Kaeding, 2009 146
3. Nick Novak, 2013 144
4. Nate Kaeding, 2006 136
5. John Carney, 1994 135
6. Nate Kaeding, 2008 127
7. John Carney, 1993 124
8. Nick Novak, 2011 122
9. Josh Lambo, 2016 120
   LaDainian Tomlinson, 2005 120

FIELD GOALS

1. Nick Novak, 2013 34
   John Carney, 1994 34
3. Nate Kaeding, 2009 32
4. John Carney, 1999 31
   John Carney, 1993 31
6. John Carney, 1996 29
7. Nick Novak, 2011 27
   Nate Kaeding, 2008 27
9. Josh Lambo, 2016 26
   Josh Lambo, 2015 26
   (3) others with 26 each

FIELD GOAL ATTEMPTS

1. John Carney, 1993 40
2. John Carney, 1994 38
3. Nick Novak, 2013 37
4. John Carney, 1999 36
   John Carney, 1996 36
   Rolf Benirschke, 1980 36
7. Nate Kaeding, 2009 35
8. Nick Novak, 2011 34
9. Josh Lambo, 2016 32
   Josh Lambo, 2015 32
   (4) others with 32 each

KICKOFF RETURN YARDS

1. Ronney Jenkins, 2001 1,541
2. Ronney Jenkins, 2000 1,531
3. Darren Sproles, 2005 1,528
4. Andre Coleman, 1995 1,411
5. Darren Sproles, 2008 1,376
6. Darren Sproles, 2009 1,300
7. Andre Coleman, 1994 1,293
8. Darren Sproles, 2010 1,257
9. Tim Dwight, 2004 1,222
10. Andre Coleman, 1996 1,210

KICKOFF RETURN TOUCHDOWNS

1. Ronney Jenkins, 2001 2
   Andre Coleman, 1995 2
   Andre Coleman, 1994 2
4. Micheal Spurlock, 2012 1
   Richard Goodman, 2011 1
   Darren Sproles, 2007, 2008 1
   Tim Dwight, 2004 1
   Ronney Jenkins, 2000 1
   Rodney Harrison, 1997 1
   Nate Lewis, 1991 1
   (6) others with 1 each

KICKOFF RETURNS

1. Ronney Jenkins, 2000 67
2. Darren Sproles, 2005 63
3. Andre Coleman, 1995 62
4. Ronney Jenkins, 2001 58
5. Andre Coleman, 1996 55
6. Darren Sproles, 2009 54
7. Darren Sproles, 2008 53
8. Darren Sproles, 2010 51
9. Tim Dwight, 2004 50
   Leon Johnson, 2003 50

PUNT RETURN YARDS

1. Darrien Gordon, 1996 537
2. Eric Metcalf, 1997 489
3. Darrien Gordon, 1994 475
4. Leslie "Speedy" Duncan, 1965 464
5. Mike Fuller, 1979 448
6. Mike Fuller, 1978 436
   Mike Fuller, 1976 436
8. Leslie "Speedy" Duncan, 1967 434
9. Mike Fuller, 1975 410
10. Lionel James, 1987 400

PUNT RETURN TOUCHDOWNS

1. Eric Metcalf, 1997 3
2. Darrien Gordon, 1994 2
   Ron Smith, 1973 2
   Leslie "Speedy" Duncan, 1965 2
5. **Travis Benjamin, 2017 ..... 1**
   Micheal Spurlock, 2012 1
   Darren Sproles, 2007, 2009 1
   Tim Dwight, 2001 1
   Darrien Gordon, 1996 1
   Andre Coleman, 1995 1
   (10) others with 1 each

PUNT RETURNS

1. Mike Fuller, 1979 46
2. Eric Metcalf, 1997 45
3. Mike Fuller, 1978 39
4. Eric Parker, 2006 37
5. Darrien Gordon, 1996 36
   Darrien Gordon, 1994 36
   Mike Fuller, 1975 36
   Leslie "Speedy" Duncan, 1967 36
9. Mike Fuller, 1976 33
10. Latario Rachal, 1998 32
    Lionel James, 1987 32

RUNS FROM SCRIMMAGE

87t — Paul Lowe at Dallas Sept. 10, 1961
86t — Keith Lincoln at Oakland Sept. 30, 1962
85t — LaDainian Tomlinson vs. K.C. Dec. 17, 2006
83t — Michael Turner at Indianapolis Dec. 18, 2005
80t — Brad Hubbert vs. N.Y. Jets Dec. 24, 1967
76 — LaDainian Tomlinson vs. Den. Dec. 1, 2002
76t — Keith Lincoln at Kansas City Oct. 20, 1963
74t — Michael Turner at Denver Oct. 7, 2007
73t — LaDainian Tomlinson vs. Minn. Nov. 9, 2003
Chuck Muncie at Seattle, Nov. 16, 1981
73 — Michael Turner vs. Tenn., Sept. 17, 2006

PASS COMPLETIONS

99t — Humphries to Martin at Sea. Sept. 18, 1994
91t — Kemp to Lincoln at Denver Nov. 12, 1961
88t — Luther to Duckworth vs. Chi. Dec. 3, 1984
85t — Hadl to Alworth at Boston Oct. 17, 1965
Rote to Alworth at Denver Oct. 6, 1963
84t — Hadl to Garrison at N.Y. Jets Oct. 5, 1968
83t — Leaf to Graham at Denver Nov. 19, 2000
82t — Rote to Alworth vs. N.Y. Jets Dec. 6, 1964
81t — Rivers to Sproles vs. Balt. Sept. 20, 2009
Fouts to Joiner vs. Houston Oct. 17, 1976

FIELD GOALS

57 — Nate Kaeding at Tampa Bay Dec. 21, 2008
55 — N. Kaeding vs. Kansas City Nov. 29, 2009
54 — Josh Lambo vs. Pittsburgh Oct. 12, 2015
Nate Kaeding at Baltimore Oct. 1, 2006
John Carney at Kansas City Sept. 17, 2000
John Carney vs. Buffalo Sept. 6, 1998
John Carney vs. Seattle Nov. 10, 1991
53 — Nick Novak vs. Denver Nov. 27, 2011
Nate Kaeding at Atlanta Oct. 17, 2004
Steve Christie at Buffalo Dec. 15, 2002
John Carney vs. Seattle Sept. 1, 1996
John Carney at N.Y. Jets Nov. 24, 1991
(2) others with 53-yard field goals each

PUNTS

82 — Paul Maguire vs. Dallas Nov. 19, 1961
73 — Dennis Partee at Denver Oct. 17, 1971
72 — Mike Scifres at Buffalo Sept. 21, 2014
71 — Mike Scifres vs. Oakland Nov. 10, 2011
Mike Scifres at Baltimore Oct. 1, 2006
Mike Scifres vs. Oakland Dec. 4, 2005
Maury Buford at Denver Sept. 12, 1982
John Hadl at Denver Nov. 8, 1964
70 — Mike Scifres vs. Baltimore Nov. 25, 2007
69 — (2x) Last: Drew Kaser vs. Denver Oct. 22, 2017

INTERCEPTION RETURNS

103t — Vencie Glenn vs. Denver Nov. 29, 1987
102t — Donald Frank at L.A. Raiders Oct. 31, 1993
100t — Leslie Duncan vs. Kansas City Oct. 15, 1967
99t — Shaun Gayle at N.Y. Giants Dec. 23, 1995
Stanley Richard at Denver Sept. 4, 1994
Gill Byrd at Kansas City Oct. 4, 1984
90t — Jahleel Addae vs. Kansas City Jan. 1, 2017
83t — Willie Clark at Oakland Sept. 22, 1996
80t — Quentin Jammer vs. Denver Oct. 15, 2012
Coy Bacon at Denver Nov. 11, 1973

KICKOFF RETURNS

105t — Richard Goodman at Oakland Jan. 1, 2012
103t — Darren Sproles at Denver Sept. 14, 2008
Keith Lincoln vs. N.Y. Titans Sept. 16, 1962
99t — Micheal Spurlock vs. Oakland Dec. 30, 2012
98t — Andre Coleman vs. San Francisco Jan. 29, 1995
Gary Anderson at Denver, Nov. 17, 1985
95t — Nate Lewis vs. New Orleans, Nov. 17, 1991
94t — Jamie Holland vs. Kansas City Dec. 18, 1988
93t — Ronney Jenkins at Oakland Nov. 18, 2001
R. Jenkins vs. New Orleans Sept. 10, 2000
Anthony Miller at L.A. Rams, Nov. 20, 1988

PUNT RETURNS

95t — Leslie Duncan vs. N.Y. Jets Nov. 24, 1968
90t — Darrien Gordon at L.A. Raiders Sept. 25, 1994
88t — Andre Coleman at Philadelphia Sept. 17, 1995
Mike Fuller at New Orleans Oct. 9, 1977
85t — Eric Metcalf at Cincinnati Nov. 2, 1997
84t — Tim Dwight vs. Washington Sept. 9, 2001
Ron Smith vs. New Orleans Nov. 18, 1973
83t — Eric Metcalf vs. Denver Nov. 30, 1997
82t — Paul Lowe at Boston Oct. 7, 1961
81t — Darrien Gordon vs. K.C. Sept. 29, 1996
Lionel James vs. St. Louis, Sept. 20, 1987
Leslie Duncan vs. Buffalo, Sept. 4, 1966

FUMBLE RETURNS

86t — Eric Weddle vs. Atlanta Nov. 30, 2008
82t — Donnie Edwards at St. Louis Nov. 10, 2002
81t — Vencie Glenn vs. N.Y. Giants Oct. 22, 1989
79t — Marlon McCree vs. St. Louis Oct. 29, 2006
78t — Paul Bradford at San. Fran. Nov. 23, 1997
75t — Keith Browner (25 yds.) lateral to Sam Seale (50 yds.) at L.A. Rams Nov. 20, 1988
61t — Caraun Reid at Indianapolis Sept. 25, 2016
58t — Rick Redman vs. Miami Oct. 2, 1966
53t — Darrell Stuckey vs. New England Dec. 7, 2014
53 — Henry Rolling at. L.A. Raiders Oct. 6, 1991

BLOCKED PUNT RETURNS

35t — Bob Zeman at Boston Oct. 7, 1961
21t — Derrie Nelson vs. Dallas Nov. 13, 1983
19 — Pete Lazetich vs. Denver Sept. 24, 1972
5 — Gene Selawski at Oak. (at S.F.) Oct. 22, 1961
4 — Wayne Davis at Denver Nov. 17, 1985
3 — Steve Heiden at Carolina Dec. 17, 2000
0s — Carlos Polk at Arizona Sept. 22, 2002
0t — Jacob Hester at Kansas City Oct. 25, 2009
Darryll Lewis vs. Indianapolis Sept. 26, 1999
0 — Corey Lynch at Oakland Sept. 10, 2012

BLOCKED FIELD GOAL RETURNS

72t — Leslie Duncan vs. Denver Nov. 23, 1967
35 — Tom Day vs. Kansas City Oct. 15, 1967
28 — Jim Tolbert vs. St. Louis Nov. 15, 1971
27 — Kenny Graham at Kansas City Nov. 15, 1964
25 — Jeff Staggs vs. Houston, Oct. 25, 1970

MISSED FIELD GOAL RETURNS

109t — Antonio Cromartie at Minnesota, Nov. 4, 2007 (NFL Record)

RUNS FROM SCRIMMAGE

90t — Colin Kaepernick (at San Francisco) Dec. 20, 2014
89t — Kenny King (at Oakland) Oct. 12, 1980
81 — Billy Sims (Detroit) Sept. 30, 1984
77 — Napoleon Kaufman (at Oak.) Sept. 22, 1996
74t — Jack Spikes (at Dallas Texans) Sept. 10, 1961
71t — Corey Dillon (at Cincinnati) Nov. 2, 1997
69t — Kareem Hunt (K.C.) Sept. 24, 2017
69t — Herman Heard (at K.C.) Oct. 14, 1984
68 — Henry Bell (at Denver) Oct. 16, 1960
68 — LeGarrett Blount (Philadelphia) Oct. 1, 2017

PASS COMPLETIONS

99t — Green to Boerigter (at K.C.) Dec. 22, 2002
98t — Lee to Dewveall (at Houston) Nov. 25, 1962
96t — Montana to Rice (San Fran.) Nov. 27, 1988
93t — Morton to Watson (at Denver) Sept. 27, 1981
90t — DeBerg to Birden (at K.C.) Nov. 18. 1990
Davidson to Dorsey (Oakland) Dec. 2, 1962
89t — O'Donnell to Stone (at Pit.) Sept. 1, 1991
87t — Namath to Maynard (N.Y. Jets) Nov. 24, 1968
Tripacko to Frazier (at Denver) Nov. 12, 1961
84t — Campbell to Kelly (Washington) Jan. 3, 2010
(4) other completions of 84t yards

INTERCEPTION RETURNS

102t — Louis Breeden (Cincinnati) Nov. 8, 1981
99t — Janoris Jenkins (St. Louis) Nov. 23, 2014
Kevin Ross (Kansas City) Sept. 6, 1992
96t — Ray Griffin (at Cincinnati) Nov. 11, 1979
91t — Chad Greenway (at Minnesota) Sept. 27, 2015
Fred Williamson (at Oakland) Sept. 30, 1962
90t — Leroy Butler (at Green Bay) Sept. 15, 1996
Deion Sanders (San Fran.) Dec. 11, 1994
87t — Mark McMillian (Kansas City) Dec. 14, 1997
83t — Leonard Johnson (at Tampa Bay) Nov. 11, 2012

FUMBLE RETURNS

68 — A.J. Duhe (Miami) Oct. 15, 1978
65t — Tony Carter (Denver) Oct. 15, 2012
64t — Tyvon Branch (at Oakland) Oct. 10, 2010
63t — Joey Browner (at Minnesota) Sept. 2, 1984
63 — Rob Ninkovich (New England) Oct. 24, 2010
62 — Carlton Gray (at Seattle) Oct. 27, 1996
59t — George Atkinson (at Oakland) Nov. 25, 1973
55t — Robert Lyles (at Houston) Dec. 6, 1987
54t — Mike Montgomery (Dallas) Nov. 5, 1972
52 — Ray Abruzzese (New York Jets) Dec. 4, 1965

KICKOFF RETURNS

104t — Ira Mathews (at Oakland) Oct. 25, 1979
103t — Percy Harvin (vs. Minnesota) Sept. 11, 2011
101t — Leon Washington (at Seattle) Sept. 26, 2010
Brian Mitchell (at Washington) Dec. 6, 1998
99t — Leon Washington (at Seattle) Sept. 26, 2010
Byron Hanspard (Atlanta) Dec. 7, 1997
98t — Will Blackwell (Pittsburgh) Dec. 24, 2000
97t — Cassius Vaughn (at Denver) Jan. 2, 2011
Tim Brown at (L.A. Raiders) Sept. 4, 1988
96t — Dante Hall (at Kansas City) Nov. 28, 2004

PUNT RETURNS

95t — Tyreek Hill (Kansas City) Jan. 1, 2017
94t — Dexter McCluster (at Kansas City) Sept. 13, 2010
92t — Rick Upchurch (at Denver) Oct. 3, 1976
86t — Tamarick Vanover (at Kansas City) Oct. 9, 1995
82t — George Atkinson (at Oakland) Oct. 13, 1968
82 — Ray Buchanan (at Indianapolis) Nov. 3, 1996
81 — Dennis Northcutt (Cleveland) Nov. 5, 2006
80t — Phillip Buchanon (Oakland) Dec. 28, 2003
79t — Lemar Parrish (Cincinnati) Dec. 6, 1970
78 — Roger Bird (at Oakland) Oct.29, 1967

BLOCKED PUNT RETURNS

37t — Frank Warren (New Orleans) Nov. 17, 1991
29t — Adam Hayward (at Tampa Bay) Nov. 11, 2012
16 — Randy McClanahan (at Oakland) Sept. 18, 1977
15 — Walt Landers (Green Bay) Sept. 24, 1978
14 — Glen Cadrez (Kansas City) Oct. 13, 2002
9 — Tyrone Braxton (Denver) Oct. 2, 1988
5t — Hiram Eugene (at Oakland) Oct. 10, 2010
2t — Jerry Robinson (L.A. Raiders) Nov. 20, 1986
0s — Nick Schommer (Tennessee) Oct. 31, 2010
Rock Cartwright (at Oakland) Oct. 10, 2010

BLOCKED FIELD GOAL RETURNS

66 — Tommy Casanova (at Cincinnati) Sept. 22, 1974
65t — Matt Ware (at Philadelphia) Oct. 23, 2005
60 — Louis Wright (at Denver) Nov. 17, 1985
54t — Doug Evans (at Carolina) Dec. 17, 2000
42t — Ray McElroy (Indianapolis) Oct. 26, 1997
28 — John Barmlett (Denver) Nov. 27, 1966
17 — Charlie West (Minnesota) Dec. 5, 1971
Mike Statton (Buffalo) Oct. 1, 1967
16 — Fletcher Smith (Kansas City) Oct. 15, 1967

FIELD GOALS

58 — Dan Miller (Baltimore Colts) Dec. 26, 1982
56 — Sebastian Janikowski (at Oakland) Oct. 9, 2016
55 — Jason Elam (Denver) Nov. 7, 1999
Gary Anderson (at Pittsburgh) Nov. 25, 1984
54 — Neil Rackers (at Cincinnati) Sept. 8, 2002
Jason Elam (Denver) (3x) Last: Dec. 1, 2002
Rian Lindell (Seattle) Dec. 30, 2001
Sebastian Janikowski (Oakland) Oct. 29, 2000
Kevin Butler (Chicago) Nov. 14, 1993
John Kasay (at Seattle) Nov. 10, 1991
Norm Johnson (at Seattle) Oct. 6, 1986
Raul Allegre at (Indianapolis) Nov. 4, 1984
Cody Parkey (Miami) Sept. 17, 2017

PUNTS

81 — Dustin Colquitt (at Kansas City) Dec. 2, 2007
79 — Drew Butler (at Pittsburgh) Dec. 9, 2012
77 — Greg Montgomery (Houston) Sept. 19, 1993
75 — Kevin Huber (Cincinnati) Dec. 1, 2013
74 — Bob Grupp (at Kansas City) Nov. 4, 1979
73 — Shane Lechler (Oakland) Sept. 28, 2003
72 — Ryan Plackemeier (at Seattle) Dec. 24, 2006
Chris Gardocki (Indianapolis) Oct. 26, 1997
Bob Scarpitto (at Denver) Oct. 22, 1967
Jerrel Wilson (Kansas City) Sept. 29, 1963

OPPONENT TOP PERFORMANCES

TEAM RUSHING YARDS (250+)

378 — at Minnesota Nov. 4, 2007
355 — at San Francisco Dec. 20, 2014
328 — at Denver Nov. 28, 1975
294 — Kansas City Dec. 18, 1966
277 — at Seattle Nov. 22, 1987
Houston Sept. 23, 1962
275 — Cleveland Sept. 29, 1985
273 — at Detroit Oct. 22, 1978
266 — at Houston Sept. 18, 1960
262 — Kansas City Oct. 27, 1974
256 — New England Oct. 16, 1977
255 — at Pittsburgh Oct. 31, 1976
251 — Oakland Dec. 5, 2010
New York Jets Sept. 4, 1983
at Houston Sept. 28, 1975

TEAM RUSHING ATTEMPTS (50+)

61 — at Chicago Oct. 25, 1981
60 — at Denver Nov. 30, 1975
59 — at Oakland Sept. 18, 1977
56 — at Seattle Sept. 18, 1983
at Houston Sept. 28, 1975
55 — at Denver Oct. 17, 1971
54 — at Seattle Nov. 22, 1987
53 — Kansas City Nov. 12, 1978
52 — Oakland Dec. 5, 2010
at Pittsburgh Oct. 31, 1976
51 — Denver Nov. 27, 2011
New York Jets Sept. 4, 1983
New England Oct. 16, 1977
Oakland Oct. 5, 1975

TOTAL NET YARDS (500+)

614 — at St. Louis Oct. 1, 2000 (163 R & 451 P)
591 — Seattle Dec. 29, 2002 (163 R & 428 P)
553 — at Oakland Sept. 22, 1996 (182 R & 371 P)
545 — Cincinnati Nov. 12, 2006 (128 R & 417 P)
537 — Kansas City Dec. 11. 1983 (131 R & 406 P)
536 — at Denver Nov. 19, 2000 (93 R & 443 P)
528 — at Minnesota Nov. 4, 2007 (378 R & 150 P)
526 — Minnesota Oct. 11, 1981 (93 R & 444 P)
524 — at St. Louis Nov. 10, 2002 (71 R & 453 P)
522 — Denver Nov. 29, 1987 (175 R & 347 P)
520 — at Oakland Jan. 1, 2012 (103 R & 417 P)
512 — at Seattle Oct. 6, 1986 (218 R & 294 P)
511 — at Philadelphia Sept. 15, 2013 (89 R & 422 P)
510 — N.Y. Titans Nov. 24, 1968 (142 R & 368 P)
506 — at Kansas City Oct. 14, 1984 (146 R & 360 P)
505 — at Denver Sept. 7, 1962 (121 R & 384 P)
504 — at New England Sept. 18, 2011 (94 R & 410 P)
503 — at Denver Jan. 3, 2016 (210 R & 293 P)
500 — at Washington Nov. 3, 2013 (209 R & 291 P)

INDIVIDUAL RUSHING YARDS (145+)

296 — Adrian Peterson (at Minnesota) Nov. 4, 2007
183 — Hoyle Granger (Houston) Dec. 4, 1966
181 — Priest Holmes (Kansas City) Nov. 4, 2001
178 — Terrell Davis (Denver) Nov. 30, 1997
176 — Terrell Davis (at Denver) Nov. 19, 1995
172 — Kareem Hunt (K.C.) Sept. 24, 2017
169 — Eric Dickerson (Indianapolis) Oct. 23, 1988
Curt Warner (Seattle) Sept. 15, 1985
165 — Rashard Mendenhall (at Pit.) Oct. 4, 2009
162 — Priest Holmes (Kansas City) Nov. 30, 2003
161 — Mike Garrett (Kansas City) Dec. 18, 1966
159 — Clinton Portis (Denver) Dec. 1, 2002
158 — Frank Gore (at San Francisco) Dec. 20, 2014
157 — Michael Bush (Oakland) Nov. 10, 2011
151 — Colin Kaepernick (at San Francisco) Dec. 20, 2014
146 — Willie Parker (at Pittsburgh) Jan. 11, 2009
Woody Green (Kansas City) Oct. 27, 1974

INDIVIDUAL RUSHING ATTEMPTS (35+)

36 — Walter Payton (at Chicago) Oct. 25, 1981
35 — Eric Dickerson (at Indianapolis) Nov. 8, 1987

TEAM PASSING YARDS–GROSS (400+)

465 — at St. Louis Oct. 1, 2000
462 — at Denver Nov. 19, 2000
457 — St. Louis Sept. 20, 1987
453 — at St. Louis Nov. 10, 2002
450 — vs. Philadelphia Nov. 15, 2009
449 — Seattle Dec. 29, 2002
444 — Minnesota Oct. 11, 1981
440 — at Cincinnati Nov. 12, 2006
428 — at Philadelphia Sept. 15, 2013
424 — at Los Angeles Raiders Oct. 31, 1993
423 — at New England Sept. 18, 2011
417 — at Oakland Jan. 1, 2012
416 — Cincinnati Dec. 20, 1982
411 — Kansas City Dec. 11, 1983
404 — Indianapolis Sept. 26, 1999
402 — at Indianapolis Jan. 13, 2008
400 — at Oakland Sept. 22, 1996

TEAM PASS COMPLETIONS (35+)

40 — Cincinnati Dec. 20, 1982
39 — Tennessee Oct. 3, 2004
37 — Kansas City Oct. 9, 1994
36 — at Denver Sept. 14, 2008
Tampa Bay Dec. 12, 2004
Jacksonville Oct. 10, 2004
Seattle Dec. 29, 2002
at St. Louis Nov. 10, 2002
New England Sept. 29, 2002
at Denver Nov. 19, 2000
at Denver Sept. 4, 1994
35 — Philadelphia Nov. 15, 2009
at Philadelphia Oct. 23, 2005
at Oakland Oct. 20, 2002

TEAM PASSING ATTEMPTS (50+)

61 — St. Louis Sept. 20, 1987
58 — Tennessee Oct. 3, 2004
at Denver Nov. 19, 2000
57 — at Oakland Sept. 22, 1996
at Cleveland Sept. 7, 1981
56 — Philadelphia Nov. 15, 2009
Indianapolis Nov. 11, 2007
Cincinnati Dec. 20, 1982
55 — Kansas City Oct. 9, 1994
Houston Sept. 24, 1961
Houston Nov. 13, 1960
54 — at Philadelphia Oct. 23, 2005
Jacksonville Oct. 10, 2004
at New England Oct. 14, 2001
Indianapolis Sept. 26, 1999
at Kansas City Nov. 24, 1996
Kansas City Sept. 29, 1996
at Pittsburgh Jan. 15, 1995
53 — Kansas City Jan. 2, 2005
Seattle Dec. 29, 2002
New England Sept. 29, 2002
51 — at Cincinnati Jan. 5, 2014
Baltimore Nov. 25, 2012
at New York Giants Oct. 2, 1983
New York Jets Sept. 28, 1969
50 — Denver Oct. 13, 2016
Jacksonville Sept. 18, 2016
at Denver Sept. 14, 2008
Tampa Bay Dec. 12, 2004
at Buffalo Oct. 15, 2000 (OT)
at Denver Nov. 17, 1985
at Denver Sept. 7, 1962

INDIVIDUAL PASSING YARDS (400+)

462 — Gus Frerotte (at Denver) Nov. 19, 2000
457 — Neil Lomax (St. Louis) Sept. 20, 1987
453 — Marc Bulger (at St. Louis) Nov. 10, 2002
450 — Donovan McNabb (Phi.) Nov. 15, 2009
449 — Matt Hasselbeck (Seattle) Dec. 29, 2002
444 — Tommy Kramer (Minnesota) Oct. 11, 1981
440 — Carson Palmer (at Cincinnati) Nov. 12, 2006
428 — Michael Vick (at Philadelphia) Sept. 15, 2013
424 — Jeff Hostetler (at L.A. Raiders) Oct. 31, 1993
423 — Tom Brady (at New England) Sept. 18, 2011
417 — Carson Palmer (at Oakland) Jan. 1, 2012
416 — Ken Anderson (Cincinnati) Dec. 20, 1982
411 — Bill Kenney (Kansas City) Dec. 11, 1983
404 — Peyton Manning (Indianapolis) Sept. 26, 1999
402 — Peyton Manning (at Ind.) Jan. 13, 2008

INDIVIDUAL PASSING ATTEMPTS (50+)

61 — Neil Lomax (St. Louis) Sept. 20, 1987
58 — Billy Volek (Tennessee) Oct. 3, 2004
Gus Frerotte (at Denver) Nov. 19, 2000
57 — Brian Sipe (at Cleveland) Sept. 7, 1981
56 — Peyton Manning (Indianapolis) Nov. 11, 2007
Ken Anderson (Cincinnati) Dec. 20, 1982
55 — Donovan McNabb (Phi.) Nov. 15, 2009
Joe Montana (Kansas City) Oct. 9, 1994
George Blanda (Houston) Nov. 13, 1960
54 — Donovan McNabb (at Phi.), Oct. 23, 2005
Byron Leftwich (Jacksonville), Oct. 10, 2004
Tom Brady (at New England), Oct. 14, 2001
Peyton Manning (Ind.) Sept. 26, 1999
Neil O'Donnell (at Pittsburgh) Jan. 15, 1995
53 — Trent Green (Kansas City) Jan. 2, 2005
Matt Hasselbeck (Seattle) Dec. 29, 2002
Tom Brady (New England) Sept. 29, 2002
51 — Andy Dalton (at Cincinnati) Jan. 5, 2014
Joe Flacco (Baltimore) Nov. 25, 2012
Scott Brunner (at N.Y. Giants) Oct. 2, 1983
Joe Namath (New York Jets) Sept. 28, 1969
50 — Trevor Siemian (Denver) Oct. 13, 2016
Blake Bortles (Jacksonville) Sept. 18, 2016
Jay Cutler (at Denver) Sept. 14, 2008
Brian Griese (Tampa Bay) Dec. 12, 2004
John Elway (at Denver) Nov. 17, 1985

INDIVIDUAL RECEIVING YARDS (170 YARDS+)

309 — Stephone Paige (at Kansas City) Dec. 22, 1985
260 — Chad Johnson (at Cincinnati) Nov. 12, 2006
214 — Charley Hennigan (at Houston) Dec. 3, 1961
197 — Carlos Carson (Kansas City) Oct. 25, 1987
196 — Marvin Harrison (Indianapolis) Sept. 26, 1999
193 — DeSean Jackson (at Philadelphia) Sept. 15, 2013
Larry Brunson (at Kansas City) Nov. 10, 1974
187 — Rod Smith (at Denver) Nov. 19, 2000
178 — Eddie Brown (Cincinnati) Sept. 16, 1990
Steve Watson (at Denver) Sept. 27, 1981
176 — Brian Brennan (at Cleveland) Dec. 21, 1986
174 — Julio Jones (at Atlanta) Oct. 23, 2016
T.Y. Hilton (at Indianapolis) Sept. 25, 2016
Art Monk (Washington) Sept. 21, 1986
173 — Derrick Alexander (Kansas City) Nov. 22, 1998
Todd Christensen (L.A. Raiders) Nov. 20, 1986
172 — Pierre Garcon (at Washington) Nov. 3, 2013
171 — Terrell Owens (San Francisco) Nov. 17, 2002
Jerry Rice (San Francisco) Nov. 27, 1988
Lionel Taylor (Denver) Dec. 10, 1960
170 — Eric Moulds (at Buffalo) Oct. 15, 2000 (OT)

INDIVIDUAL TOUCHDOWNS–TOTAL (4+)

4 — Harvey Williams (Oakland) Nov. 16, 1997
Daryl Turner (Seattle) Sept. 22, 1985
Marcus Allen (at L.A. Raiders) Sept. 24, 1984
Frank Jackson (Kansas City) Dec. 13, 1964

INDIVIDUAL RUSHING TOUCHDOWNS (3+)

3 — Darrel Young (at Washington) Nov. 3, 2013
Adrian Peterson (at Minnesota) Nov. 4, 2007
Tatum Bell (Denver) Dec. 31, 2005
Bam Morris (Kansas City) Nov. 22, 1998
Gaston Green (at Denver) Sept. 22, 1991
Marcus Allen (at L.A. Raiders) Oct. 28, 1985
Marcus Allen (at L.A. Raiders) Sept. 24, 1984
Booker Russell (at Oakland) Oct. 25, 1979
Chuck Foreman (at Minnesota) Nov. 23, 1975
Charlie Evans (at N.Y. Giants) Nov. 7, 1971
George Blanda (at Houston) Sept. 18, 1960

INDIVIDUAL TOUCHDOWN PASSES (4+)

6 — Steve Young (San Francisco) Jan. 29, 1995
5 — Gus Frerotte (at Denver) Nov. 19, 2000
Elvis Grbac (at Kansas City) Sept. 17, 2000
Dave Kreig (Seattle) Sept 15, 1985
Marc Wilson (L.A. Raiders) Oct. 12, 1984
4 — Derek Carr (at Oakland) Oct. 12, 2014
Peyton Manning (Denver) Nov. 10, 2013
Drew Brees (at New Orleans) Oct. 7, 2012
Aaron Rodgers (Green Bay) Nov. 6, 2011
Carson Palmer (at Cincinnati) Dec. 26, 2010
Jay Cutler (at Denver) Sept. 14, 2008
Brett Favre (Green Bay) Dec. 14, 2003
Jon Kitna (Cincinnati) Nov. 23, 2003
Daunte Culpepper (Minnesota) Nov. 9, 2003
Marc Bulger (at St. Louis) Nov. 10, 2002
Rich Gannon (at Oakland) Nov. 18, 2001
Kurt Warner (at St. Louis) Oct. 1, 2000
Jeff George (at Minnesota) Nov. 28, 1999
Rich Gannon (at Oakland) Nov. 14, 1999
John Elway (Denver) Nov. 29, 1998
John Elway (at Denver) Dec. 21, 1997
Drew Bledsoe (at New England) Aug. 31, 1997
Drew Bledsoe (New England) Dec. 1, 1996
John Elway (at Denver) Oct. 6, 1996
Dave Kreig (Seattle) Dec. 14, 1986
Mark Malone (at Pittsburgh) Nov. 24, 1984
Bill Kenney (Kansas City) Dec. 11, 1983
Tommy Kramer (Minnesota) Oct. 11, 1981
Craig Morton (at Denver) Sept. 27, 1981
Jim Zorn (at Seattle) Nov. 27, 1977
Joe Namath (New York Jets) Dec. 24, 1967
Daryle Lamonica (Oakland) Dec. 3, 1967
Len Dawson (Kansas City) Dec. 13, 1964
George Blanda (at Houston) Dec. 3, 1961

INDIVIDUAL TOUCHDOWN RECEPTIONS (3+)

4 — Jerry Rice (San Francisco) Jan. 29, 1995
Darryl Turner (Seattle) Sept. 22, 1985
Frank Jackson (Kansas City) Dec. 13, 1964
3 — Emanuel Sanders (at Denver) Oct. 23, 2014
Demaryius Thomas (Denver) Nov. 10, 2013
Marques Colston (at New Orleans) Oct. 7, 2012
Plaxico Burress (at New York Jets) Oct. 23, 2011
Chad Johnson (Cincinnati) Nov. 23, 2003
Shannon Sharpe (Denver) Nov. 16, 2003
Isaac Bruce (at St. Louis) Nov. 10, 2002
Jerry Rice (at Oakland) Nov. 18, 2001
Sylvester Morris (at K.C.) Sept. 17, 2000
Shannon Sharpe (at Denver) Oct. 6, 1996
John Stallworth (at Pit.) Nov. 24, 1984
Steve Largent (Seattle) Oct. 29, 1984
Todd Christensen (L.A. Raiders) Dec. 1, 1983
Gene Washington (at S.F.) Sept. 17, 1972
Don Maynard (N.Y. Jets) Dec. 24, 1967
Art Powell (at L.A. Raiders) Dec. 8, 1963
Charley Hennigan (at Houston) Dec. 3, 1961

TEAM SACKS (7+)

10 — at Los Angeles Rams Oct. 4, 1970
8 — Green Bay Sept. 24, 1978
at Washington Sept. 16, 1973
Kansas City Dec. 8, 1968
7 — at Kansas City Dec. 28, 2014
at St. Louis Oct. 17, 2010
Kansas City Dec. 14, 1997
Carolina Sept. 14, 1997
at L.A. Raiders Oct. 18, 1987
at Oakland Raiders Oct. 12, 1980
Buffalo Nov. 20, 1960

INDIVIDUAL SACKS (4+)

4.5 — Hugh Douglas (Philadelphia) Oct. 18, 1998
4 — Justin Houston (at Kansas City) Dec. 28, 2014
Kamerion Wimbley (Oakland) Nov. 10, 2011
Derrick Thomas (at K.C.) Nov. 8. 1992
Al Baker (at Detroit) Oct. 22, 1978
Wilbur Young (Kansas City) Oct. 19, 1975
Ron Carpenter (Cincinnati) Sept. 30, 1973
Lionel Aldrige (Green Bay) Oct. 12, 1970

INDIVIDUAL INTERCEPTIONS (3+)

4 — Kwamie Lassiter (at Arizona) Dec. 27, 1998
Joe Lavender (at Washington) Dec. 7, 1980
Vernon Perry (Houston) Dec. 29, 1979
Willie Buchanon (Green Bay) Sept. 24, 1978
Bobby Ply (at Dallas) Dec. 16, 1962
3 — Darryl Williams (at Seattle) Sept. 21, 1997
Lloyd Burruss (at Kansas City) Oct. 19, 1986
Kenny Easley (Seattle) Oct. 29, 1984
Marc Murphy (Washington) Oct. 31, 1983
Steve Foley (at Denver) Sept. 27, 1981
Joe Lavender (at Washington) Dec. 7, 1980
David Grayson (Oakland) Oct. 26, 1969
David Grayson (at Oakland), Oct. 29, 1967
Ron Hall (Boston) Sept. 20, 1964
Carl Charon (at Buffalo) Oct. 13, 1962

TOTAL FIRST DOWNS (30+)

34 — at Denver Sept. 14, 2008
Seattle Dec. 29, 2002
at Denver Nov. 19, 2000
at Seattle Nov. 22, 1987
33 — Cincinnati Nov. 23, 2003
32 — at Pittsburgh Oct. 4, 2009
at Cincinnati Sept. 22, 1985
31 — Denver Nov. 29, 1987
30 — at Indianapolis Dec. 26, 2004
at New England Oct. 14, 2001
at Denver Sept. 4, 1994
Seattle Sept. 15, 1985

TIME OF POSSESSION (40:00)

48:50 — at Chicago Oct. 25, 1981 (OT)
44:11 — at Denver Nov. 16, 2003
41:52 — at Dallas Oct. 26, 1980
41:48 — L.A. Raiders Nov. 21, 1993
41:35 — at Seattle Nov. 22, 1987
41:19 — Denver Nov. 29, 1987
40:20 — at Pittsburgh Oct. 4, 2009
40:03 — at Washington Nov. 3, 2013
40:02 — Kansas City Nov. 12, 1978 (OT)

LOS ANGELES CHARGERS FEATURE CLIPS

TABLE OF CONTENTS

Dean Spanos' decision to move the Chargers to L.A. is the biggest he'll ever make and one he won't escape 1
American Hellenic Council Honors LA Chargers Owner Dean Spanos 2
With stadium security in hand, Dean Spanos is focused on new future in Los Angeles 3
Chargers Coach Anthony Lynn is enjoying the brotherhood of NFL coaches, even if that means skipping breakfast 5
Chargers head coach Anthony Lynn and the currency of truth 5
Chargers' Anthony Lynn trying to buck a trend: former running backs don't make it as head coaches 6
Inside Brandon Mebane's Plant-Based Diet 7
Casey Hayward Continuing Mother's Legacy of Philanthropy 7
Derek Watt Scouts Younger Brother T.J. Heading into the Combine 7
J.J. Watt Proud of Younger Brother Derek 8
From cruises to Zac Brown Band concerts, the Watt family album reveals tight bonds 9
Chargers rookies Forrest Lamp and Dan Feeney are roommates and study buddies 10
Former Notre Dame Co-Captains Reunite as Chargers Rookies 10
Chargers rookie Isaac Rochell has come a long way since 'hating' football 11
Chargers linebacker Jatavis Brown focuses on proving doubters wrong and believers right 11
Joey Bosa and Melvin Ingram Are Powering a Fearsome Chargers Pass Rush 12
From GoT to GOAT: Joey Bosa's Impending Stardom Has No Limits 13
Chargers' Keenan Allen will test Raiders' shorthanded secondary 14
Chargers' Slauson wants to pay it forward 15
Melvin Gordon is happy that his father, and biggest supporter, is out of prison 15
Davis tries to prove he's more than speed 16
Chargers embrace the Mike Williams era 17
Mike Williams and Artavis Scott's Journey from Clemson to L.A. 18
Philip Rivers Makes Special Airport Trip to Greet this New Chargers Coach 18
For Philip Rivers, going with the flow comes easy 19
Philip Rivers' new ride allows him to stay home 20
An Open Letter to All NFL Players: Let's Get Organized 21
Russell Okung's mission to protect the quarterback 21
Sean McGrath's Affinity for Art 22
How NFLer's gas station 'Jesus' moment led him to Chargers 22
Encounter with gas station stranger leads Tre Boston to Chargers 22
NFL's Tyrell Williams returns to Turner Elementary 23

Dean Spanos' decision to move the Chargers to L.A. is the biggest he'll ever make and one he won't escape

By Nathan Fenno
Los Angeles Times
March 8, 2017, 4:05 PM

The fortune Alex Spanos amassed over six decades began with bologna.

The year was 1951, and the son of a Greek immigrant was unemployed and broke, searching for a way to provide for his wife and two young children. He convinced a Stockton bank to loan him $800 to buy a panel truck and supplies to make bologna sandwiches to sell to migrant farm workers.

The humble beginning grew into a multi-billion dollar collection of businesses, now overseen by his son, Dean, and centered around the family's most valuable asset: the National Football League's Chargers.

Dean Spanos took a drastic step with his father's legacy in January, moving the Chargers to Los Angeles after 56 seasons in San Diego and leaving fans seething in a place he called home.

The key to understanding the younger Spanos' decision is the man himself — and his family. A large photograph of the Spanos clan dominates the wall behind his desk in an office that overlooks two practice fields at Chargers Park in San Diego. On a credenza, between an NFL record book and a golf club, a copy of his father's autobiography leans against the wall.

A lone page is dog-eared for quick reference: "A solid family foundation: This is the basis of everything. ... Without family, you will be left emotionally empty, no matter how fabulous your accomplishments."

Friends say Spanos, 66, felt burdened by a "sacred duty" and "solemn responsibility" to resolve the family's long-running search for a new stadium in San Diego or elsewhere.

Although known for his deliberate approach to business, the Chargers chairman gambled on the 120-mile drive north into an unforgiving market. It meant leaving San Diego, a place the team owned, for L.A., a sprawling metropolis crowded with college and professional sports. But Spanos didn't see an alternative.

The decision could add a billion dollars to the franchise value — Forbes estimates the Chargers and the family's other businesses are already worth $2.4 billion — and boost annual revenue by tens of millions of dollars.

The cost to Spanos, however, extends beyond the NFL's $650-million relocation fee. In San Diego, fans burned Chargers jerseys and attacked him on social media. A columnist called him a villain and the city's "most hated man."

The biggest decision Spanos will make in his career is one he'll never escape.

"He has suffered so much through this and people can believe it or not, but he's been tortured by what to do," said Bertrand Hug, a San Diego restaurateur who considers Spanos his best friend. "At the end, he says, 'I have no choice. I have to protect my family.'"

The bologna sandwich business took off and, by late 1951, Alex Spanos had leased space at the San Joaquin County Fairgrounds to house 350 workers. He furnished it with surplus bedding, according to the autobiography, and served boiled beans and the sandwiches for breakfast, lunch and dinner.

Spanos made $35,000 in the first three months, then expanded the business by moving to an old barracks at the Stockton Metropolitan Airport. He adjusted the menu to include tortillas, rice and beans.

By 1956, the A.G. Spanos Agricultural Catering Service provided 7,000 meals a day and made $700,000 that year — the equivalent of more than $6 million today.

"If I hadn't made provisions, they would have slept in the fields instead of the beds provided and they would have eaten whatever the farmers could scrounge instead of the three meals I served each day," Spanos wrote.

At the suggestion of an accountant, Spanos invested some of the windfall in real estate. He founded a construction company that built its first apartment complex in 1961. The Bali Hai in Stockton included a luau pit as part of a South Seas theme. Headquartered in Stockton, the company opened offices in six other states.

Spanos still made time for his favorite hobby: golf. He met Bob Hope in 1969 during a round at Eldorado Country Club in Indian Wells. They played for $100 a hole, according to the autobiography. The entertainer became one of his closest friends. They later performed a song-and-dance routine together at Carnegie Hall in New York.

"When Alex was born," Hope said in a Times story in 1985, "the doctor slapped him and Alex said, 'Like to rent an apartment?'"

Dean Spanos started working in his father's burgeoning empire before he was old enough to drive. The son swept out apartments, dug ditches — he once ruptured a sewage line at the bottom of a 10-foot deep trench — and framed buildings.

The father told the son he had to be the first one at a job site and the last to leave. Everyone watched him. If the owner's son didn't care, then why should they?

"It was the greatest experience of my life," said the younger Spanos, who graduated from the University of the Pacific in 1972 with a degree in business administration.

After a failed bid for the San Francisco 49ers in 1977, Alex Spanos bought majority interest in the San Diego Chargers seven years later for $40 million. The transition from entrepreneur to professional sports owner wasn't smooth. San Diego fans booed Spanos in 1988 during an on-field ceremony to retire the number of Chargers quarterback Dan Fouts, frustrated by the team's losing ways. He called it the worst moment of his life.

Spanos rarely took time off; he grew uncomfortable if away from work for more than a few days. He had a hands-on management style, a quick temper and an outsized personality that could intimidate any room. Gary Plummer, a standout linebacker for the Chargers from 1986 to 1993, remembered how a phone call would warn staff and players at the team's headquarters that the owner was on his way.

"It was panic," Plummer said. "It was like cockroaches scattering when you turn on the light. No one wants to be seen by Alex Spanos. All he did was scream and yell at everything." Dean Spanos, the oldest of four children, took over the team's day-to-day operations in 1994. Friends see him as, in many ways, the opposite of his father: shy in public and content to operate behind the scenes, far outside the professional sports spotlight other owners enjoy.

The father began detaching himself from the business and in 2008, revealed he suffers from dementia. Friends and family say he still owns an iron handshake and plays gin rummy for a few hours each day at his Stockton home. But the disease has taken a toll.

"I can't have the in-depth conversation, which is what I really miss the most," Dean Spanos said.

Several people close to Spanos believe he is more conciliatory in business dealings than his father. That includes the long, fruitless search for a stadium in San Diego.

"I think he felt this emotional and almost moral compulsion to do everything he possibly could to stay in San Diego and, in my opinion, I think it hurt him," said Carmen Policy, a friend of the Spanos family and former executive for the 49ers and Cleveland Browns. "He could have moved earlier had he just recognized the reality of the situation there and, in some ways, been better situated in L.A."

Spanos is sensitive to criticism, more than expected from someone in a business where every transaction, every setback is scrutinized.

"Everything that's said against him hurts him deeply and he won't forget it," Hug said.

With family and close friends — they call him Deno — he is engaging, loyal and usually the first to pick up the check when dining out.

When the son of longtime friend Ross Clark — he works out with Spanos at 6 a.m. most days — wasn't getting much attention from college football coaches, Spanos stepped in. Without Clark's knowledge, he arranged for the creation of a highlight tape, sent it to dozens of schools and had a former Chargers player follow up with phone calls. It led to a scholarship for Clark's son.

When NFL owners and executives met in December at the Four Seasons in Irving, Texas, Spanos updated the group on his last-ditch effort to stay in San Diego.

He could have moved the Chargers to L.A. in January 2016 after NFL owners gave the franchise a one-year option to join Stan Kroenke's Rams at the $2.6-billion stadium he's building in Inglewood. Instead, the Chargers remained in San Diego.

The team spent $10 million on a ballot measure to raise hotel taxes to help fund a combined stadium and convention center downtown. It

needed two-thirds of the vote in November to pass. Spanos planned to stay in San Diego and ask the NFL to extend the option for a year if at least 50% of voters approved the measure — enough support to justify continued pursuit of the project. It mustered just 43%.

Spanos told the closed-door meeting that he did everything he could in San Diego and that more time would not result in a new stadium, according to a person familiar with the remarks.

“This is a decision that I think every one of us would have made,” Arizona Cardinals owner Michael Bidwell said.

In addition to exploring a series of stadium plans in the San Diego region during the last decade and a half, the Chargers flirted with out-of-town options including Las Vegas, the Farmers Field project in downtown L.A. and a stadium in Carson they would have shared with the Oakland Raiders. Nothing came together.

“A whole lot of people screwed up [in San Diego], including the political leadership and the Chargers,” said George Mitrovich, president of The City Club of San Diego and a longtime civic leader. “No one was going to take a bullet for Dean Spanos.”

Spanos and his siblings — Alexis, Dea and Michael — each control 15% of the team, while their father and his wife Faye own 36%, according to two people familiar with the arrangement. Alex Spanos left the responsibility to guide the team and the family’s other holdings to his oldest son.

There wasn’t a family vote or climatic meeting about Los Angeles. Dean Spanos didn’t want to saddle the family’s next generation — his sons John and A.G. run the day-to-day operations for the Chargers — with the search for a new home.

“We don’t always agree. We fight on issues,” said Spanos, who is also chairman and CEO of the family’s non-football companies. “But when it comes time to make these types of decision, we always come together as a group and we do everything in the best interest of the family.”

The day after the move was announced in January, Jeanie Buss hosted a dinner for Spanos at Craig’s in West Hollywood. The Lakers president told him not to hide from the challenge of entering the market, and not to let criticism get him down.

The next day, fans at Staples Center for the Clippers-Lakers game booed when the arena video screen mentioned the Chargers. During a welcome event at the Forum five days later, NFL Commissioner Roger Goodell heaped praise on Kroenke before briefly mentioning Spanos, which some saw as a public sign of the league’s unease over the decision. Some owners and executives regarded the move as hasty and questioned the wisdom of two teams relocating to L.A. in the space of a year.

When Spanos started speaking, one of the 150 fans in attendance, Joseph MacRae, heckled the chairman, thrust his middle fingers in the air and threw a Chargers jersey toward the stage. MacRae said he felt Spanos had betrayed San Diego, that he had opted for money over loyalty.

Spanos hesitated for an instant during the outburst, then continued.

“His approach has been to show back nothing but appreciation and love, because that’s what he feels for all the San Diego fans,” said John Spanos, president of football operations for the Chargers. “No human being would naturally want those things directed at you, but those are the consequences of a decision like this.”

Dean Spanos sometimes talks about giving it all up to run a hamburger stand in Aspen, Colo. He’d flip burgers in the back. His wife Susie would wait tables. They could shut down at 1 or 2 p.m. and go skiing. Life would be simple.

But he’s only joking. When close friends like San Diego lawyer Craig McClellan talk to Spanos, they can sense his excitement, his anticipation about the challenge of restarting in L.A.

There’s a franchise to move, a temporary training facility in Costa Mesa to complete and unending meetings with L.A. business leaders and politicians among a thousand other details in his new life.

“We’re more low-profile than other people, but I know it’s different now,” Spanos said. “I love it. I love the challenge. When people say you can’t do it, the greatest thing in the world is to prove them wrong.”

American Hellenic Council Honors LA Chargers Owner Dean Spanos

By Vasilis Papoutsis
The National Herald
April 5, 2017

LOS ANGELES, CA – The American Hellenic Council’s (AHC) Annual Awards Gala has been established as the premier award event of the Greek-American community in Southern California, featuring honorees who showcase excellence in various fields including business, philanthropy, entertainment, and public service.

This year’s honorees were exceptional as well. Dean Spanos, Owner and Chairman of the Los Angeles Chargers and two Philhellenes, Congresswoman Karen Bass and Archaeologist Stephen Miller.

Emcee Demetrios Boutris had a distinguished career in public service and business, having served as a Commissioner of the Department of Corporations and as Legal Affairs Secretary & Counsel to the governor of California. Boutris said that “I am happy to be back to AHC among the people who always loved me and supported me.”

AHC President Dr. Menas Kafatos thanked the attendees and said that “the Council enters a new era with the addition of new Executive Director Ioannis Fidanakis, two new board members, and extending cooperation with new organizations such as the American Jewish Council and the Armenian National Committee of America in order to promote common interests.”

SPANOS FAMILY

Spanos’ appearance was highly anticipated given the recent decision to move the team from San Diego to Los Angeles. Dean’s father, Alex, owner of the real estate development company A.G. Spanos Companies bought the team in 1984. Alex, born in Stockton to immigrant parents from Messinia, started working in his father’s bakery when he was very young. He married to Faye Papafaklis, whose family originates from Symi, and started a family. He soon realized that he could not raise his family on the salary he was making at the bakery and heborrowed $800 to buy a used catering track. He invested his earnings in real estate and by1997 his company had become one of the largest builders in the country.When he bought the Chargers in 1984,he said that “I always believed in the pursuit of one’s dreams. In buying the Chargers, I’ve been able to realize a dream.”

PASSING THE TORCH

Alex wanted the Chargers to remain in the family forever and in 1994 his son took over the presidency of the team. “My father was an authoritative figure, he was strict but he was fair. He loves his family and he instilled in us the value of hard work and community service,” Spanos said. When the younger Spanos became president, he often called his father often for advice. One day his father told him “Dean stop calling me. You are capable in making your own decisions, and when you make mistakes like we all do, you can learn from them. You will be fine.” That advice served Spanos well. During the 11 years he served as president, the Chargers won 113 games; five of which were AFC West Championships. The highlight was the Chargers’ 1994 Super Bowl appearance, his first year in charge.

In 2015, Spanos handed the fortunes of the team to his two sons, A.G., who serves as President of Business Operations and John, who is President of Football Operations. Spanos afforded his sons the same liberty in operating the team as his father did with him. “I have complete confidence in my sons, they have grown up with the team and know the business. As a family we always talk but they need to be making their own decisions.”

MOVING UP THE COAST

The most significant decision was to move the team to Los Angeles, a move received with bitterness by San Diego fans who supported the team for 56 years. The decision came after efforts for over a decade to find a viable solution for a new stadium were unsuccessful. Since then, another California team, the Oakland Raiders have been approved to move to Las Vegas. The common denominator has been the refusal of the two cities to offer public financing to build new stadiums and the end result was that both left.

Disappointed fans are wondering how much loyalty is valued by the NFL. Spanos was very candid about the situation, “I understand the fans’ disappointment because we are disappointed as well. In our case we believe that we offered a proposal that would had been beneficial to the team and the city of San Diego by creating a joint use facility.Extending and renovating the convention center and building a new stadium that the city would use most of the time. And the whole project would had been financed by a hotel tax with no additional cost to the residents. But it was not approved and we were running out of options. Nevertheless, San Diego will always be part of the Chargers identity” he told TNH.

Spanos' brother Michael, who is President of the A.G. Spanos Companies and who oversees real estate development and construction nationwide, said "we felt that the proposal was a win-win situation for everyone and we worked hard to send out the message. When it failed, it became apparent that the option to move to LA that the NFL offered us should be exercised."Despite the bitter ending, the fact is thatvia the Chargers Community Foundation, the Spanos family has contributed greatly to the San Diego community. Over the years they have contributed more than $13 million to youth and families in San Diego. "We will continue to contribute to the charities we have established relations with all these years. We will be present in the San Diego community even if the team is not there anymore,"Spanos told TNH.

A.G and John were recently seen at the landmark eatery Pink's, shaking hands with fans. "The Chargers have a fan base here. Twenty five percent of our fans in our San Diego games came from the LA and Orange county. And we hope that our San Diego fans will make the trip and watch the team play," Dean Spanos said."We will be involved with the LA community the same way we were in San Diego. At this time we are in the process of evaluating different proposals." The outreach efforts seem to have turned perceptions around. Last week it was announced that the season tickets for the new season have been sold out, a very positive development in a long process.Winning is of paramount importance with the fans and this year's team has high hopes. "Our new coach Anthony Lynn has the leadership ingredients we were looking for in a head coach. He commands respect and he will hold the players accountable to perform in a high level," Spanos added.

REP. BASS

Rep. Bass received the Pericles Award for distinction in public service. In her acceptance speech, she spoke about Pericles' legacy as an Athenian leader and the greatness of the Athenian democratic system. She has collaborated on many issues over the years with Aris Anagnos, a founding member of AHC. Bass recently joined the Congressional Hellenic Caucus. She said that "Turkish Prime Minister Erdogan's aggression is very worrisome not just for Greece but also for the other countries in the region." When asked about the Syrian refugees and the limited contribution of the United States to alleviate the burden that has been placed upon Greece and other Mediterranean countries she acknowledged that "we have not done as much as we should have on that issue. The Obama Administration would have liked to accept more refugees, but they received enormous pressure from conservative Republicans who worried about terrorism. My opinion is that it was more about racism."

In her view,"our vetting process is very long and very effective. It takes close to two years for anyone to come in the country," she told TNH.

In assessing the prospects of the Trump Administration she simply said "Chaotic. I suspect that the White House's involvement with Russia would be to very damaging to the Administration."

PROF. MILLER

When Dr. Miller, distinguished Professor of Archeology at UC Berkeley, arrived at the site of Ancient Nemea in 1973, there was very little there. The excavations were carried out very cautiously and frequently with bare hands.He spent the next 20 years overseeing excavations, and the result was to unearth the ancient stadium. In 1994 he founded the Society for the Revival of the Nemean Games.Dr. Miller insisted that participants to the Games wear similar attires as with those in antiquity. Miller,who lives in Nemea and was unable to travel due to his health, sent a very inspirational video message chronicling his effort to bring the ancient city to life. He recalled that of all the initial contributors, only two were Greeks. One of them was Alex Spanos. He also said that his work in Nemea made him feel part of the magnificent Greek history.

George Kolovos, a real estate developer and philanthropist who has special affection for the project since his wife, Tina, originates from Nemea, received the award on Miller's behalf.

With stadium security in hand, Dean Spanos is focused on new future in Los Angeles

By Vincent Bonsignore
LA Times
July 16, 2017 at 8:35 am

COSTA MESA — Dean Spanos offered a handshake and a empathetic smile.

"Sorry for all the inconvenience," the Chargers owner said, nodding to the nearby construction workers scurrying about wearing bright vests and hardhats.

The sound of buzzsaws and hammers crashing into nails created a steady hum throughout the Chargers temporary new headquarters in Costa Mesa in late June.

Moving boxes were stacked outside empty offices. A nearby conference room was being soundproofed. Outside, workers were paving the parking lot.

"Where should I drop these off?" a delivery man asked a Chargers receptionist, his dolly stacked proud and high.

"Down that hall, take your second left," she told him. "It'll be the third office to your right."

"Appreciate it," he said, zigzagging away like LaDainian Tomlinson after pulling in a screen pass.

"As you can see," Spanos continued. "We're still getting settled in."

And will be for some time as the Chargers get acclimated to their new surroundings and ingratiate themselves to Los Angeles.

"On a positive note, I am using my navigation system less and less as I make my way around," said A.G Spanos, the oldest son of Dean and Susie Spanos and the Chargers' president of Business Operations. "So that's good."

It's been six months since Dean Spanos exercised the option fellow NFL owners granted him to relocate his Chargers to Los Angeles, thus ending the team's 55-year love affair with San Diego and the 32 years the Spanos family spent there as owners. Spanos has overseen the day-to-day operations of the team since 1994, exactly 10 years after his father Alex, the son of Greek immigrants and a self-made billionaire, purchased the franchise in 1984 from Gene Klein.

The whirlwind that ensued has been breathtaking.

It's quite the undertaking, moving an NFL franchise from one city to another, and it leaves little time for reflection or regret or nostalgia.

For every goodbye, there are 10 new hellos. For each severed business connection, a handful of others emerge. For every strained political relationship, the seeds for 20 others are planted.

A new home office and practice facility needed to be identified, purchased and built. More than 200 employees had to be relocated. A football team needs to be improved, tended to and extended every necessary advantage to succeed. Tickets need to be sold. A new fan base has to be cultivated.

"It's not a process that will happen overnight or in one or even two years," Spanos said. "This is a long-range process that we'll keep chipping away at each and every day."

And there isn't one minute to spare. Not on dwelling about what might have been, anyway.

"When I look back, I don't have a second thought about my decision to make the move," he said. "We worked hard to make something happen in San Diego. It didn't work out. But I'm looking forward.

"This is an incredible opportunity, moving to Los Angeles. And 100 percent of our energy and attention is on seizing that opportunity and conquering it. We aren't looking behind."

That might seem callous considering the storied history and loyal fans the Chargers left behind in San Diego.

But with so much at stake while operating in a crowded sports market that demands winning, excitement and star power, it's a necessary mindset.

"That has to be the singular focus," said Fred Maas, a longtime Spanos family friend who most recently served as an adviser in the Chargers stadium pursuit in San Diego. "And for Dean and his family, it's absolutely full-bore ahead."

In fact, upon spending time with Spanos, it's almost shocking how firmly he has braced himself for the challenges of constructing the Chargers' new world in Los Angeles and how confidently and assuredly he's marching toward it.

Whatever regret over the failure to forge a workable stadium partnership in San Diego has been replaced by enthusiasm for the new future. Whatever anxiety he felt in 2016 upon being offered a spot with the Rams — only to spend the rest of that year pursuing one last stadium plan in San Diego — has transformed into determination to acclimate himself and his franchise to their new home.

“There’s no question he is fired up about this and that he’s determined to make the most of this opportunity,” said Tomlinson, a Hall of Fame running back for the Chargers who recently took a job in their front office. “And I think that bodes well not only for the team, but the fans of Los Angeles. Dean understands the challenges ahead, he knows nothing will be given and (the Chargers) have to earn everything they get. There’s no freebies. It has to be worked for and earned. And he’s ready to fight to make that happen.”

It will be left to the historians ultimately to determine whose fault it was that a stadium partnership never came to be in spite of more than two decades trying. But a frustrated Spanos finally decided enough is enough after San Diego voters rejected the stadium measure last November. Two months later, he informed the NFL he would exercise his Los Angeles option.

Multiple San Diego business and political leaders contacted by the Southern California News Group in an attempt to paint a more complete picture of Spanos declined interview requests.

“I know there are a lot of people angry at the move,” Spanos concedes. “But I also know there are a lot of people excited about it, too. Our focus is on the future ahead of us in Los Angeles.”

His new home provides the long-range stadium certainty he spent the last two decades trying to secure. And in the process, addressed a family obligation that’s weighed heavily on Spanos for years. With semi-retirement looming and official hand off of control of the Chargers to sons John and A.G. imminent, Dean Spanos wanted to secure the Chargers future once and for all rather than hand an unresolved stadium issue to his sons.

“We were able to set this franchise up for the next generation,” Spanos said. “I’m proud of that.”

It’s also an opportunity to hoist the Chargers onto a bigger stage and reap the rewards offered by the second-biggest market in the country. And that starts with connecting with sports fans who have 10 professional teams to choose from and two major college programs.

“We want to earn to earn the respect of the people, whether you are a fan or not,” Spanos said. “We want fans to know we want to be here. That we’re excited to be here. We don’t expect anything for nothing. That part will take time. But ultimately, over the years, we want to create enough good will that people respect us. That’s on us. That’s our goal.”

So what can Los Angeles expect from a Spanos-led sports franchise?

To understand that, it’s important to remember his father Alex, who was jobless and penniless when he walked into a Stockton bank to ask for an $800 loan in 1951.

The plan was to invest the money in a truck, a slicing machine, a meat cleaver, bread and bologna, and then drive around the San Joaquin Valley to serve lunch to migrant farm workers.

The bank relented, and over the next few decades Alex Spanos parlayed that $800 loan into a construction and real estate company that stretches across four states and, ultimately, ownership of the Chargers.
As of last year, the Spanos family’s worth was $2.4 billion.

“An extremely driven man,” Dean Spanos remembers. “I can vividly remember our meetings beginning at 5:30 a.m even before we got to the office. He was that kind of guy. That hard of a worker. And he remained that way until he retired.”

More than work ethic, Dean Spanos learned from his father the importance of keeping your word.

“My dad’s whole mantra was: Earn the respect of people and everything will fall into place. But if your word isn’t good with whoever you’re working with or dealing with, you’ll never be successful. His word was always his bond.”

The younger Spanos began working with his father in his early teens digging ditches and sweeping out apartments, and envisioned a career overseeing the family real estate and construction companies.

In fact, upon graduating from the University of Pacific in 1972, Dean Spanos spent the next several years in Tampa, Nevada and Texas as the family business continued to expand.

“At that point I figured that’s where my life was headed,” Spanos said. “And I was fine with that. I enjoyed it.”

It wasn’t until his father pulled him aside to tell him about his interest in getting into professional sports in the mid 1970s that a life in the NFL even jumped onto the Spanos radar.

Alex Spanos first threw his hat into the ownership ring of the expansion Tampa Bay Buccaneers, a bid that ultimately fell short. A few years later, upon forging a friendship with Oakland Raiders owner Al Davis, the elder Spanos made a run at the San Francisco 49ers but ultimately lost out to Eddie DeBartolo Sr. in 1977.

“By that point, it became pretty clear to me it was a passion of my father’s,” Spanos said.

Not long after, Spanos purchased a majority share of the Chargers from Gene Klein for $40 million and he dispatched Dean to San Diego to be the day-to-day family presence. Over the next decade, the younger Spanos’ life was split between the Chargers and the families construction companies.

“I was happy to be in San Diego, but it was an adjustment,” Spanos said. “All of a sudden there’s media scrutiny, which we weren’t used to. You were ultimately dependent on the fans and the media. So there’s a learning curve.”

Like the Sunday afternoon the Chargers retired the number of Hall of Fame quarterback Dan Fouts and fans lustily booed Alex Spanos, their anger stemming from his firing of popular coach Don Coryell. It was a harsh wake-up call about the realities and passion of pro sports.

“It was like, ‘Welcome to the party,’” Fouts said. “I’m sure Alex didn’t like getting booed, but it’s part of sports. There were many times I was booed. You don’t like it, but you deal with it. I think he handled it OK.”

Fouts played the final four years of his career under the Spanos family ownership, having played his first 11 with Klein as the owner. And by that point of his career he was more focused on winning games on Sunday then who was running the team. But like a lot of Chargers players from those years, he remembers Alex Spanos as a demanding boss.

“He was blunt, no question about it,” Fouts said. “It was his team and he was trying to mold it the way he thought it should be.”

By 1994, Alex Spanos was ready to hand the daily operations to Dean Spanos as CEO and president. That same year, the Chargers reached their only Super Bowl.
In Dean’s 23 years in charge, the Chargers have reached the playoffs eight times — most recently in 2013 — and won the AFC West five times.

While his father was known for his demanding disposition, temper tantrums and directing choice words at players, Dean Spanos forged a completely different persona.

“A guy who cared just as much about you and your family away from the field as he did what was going on the field,” is how Tomlinson described it.

Friends describe Spanos as attentive, deeply caring, open-minded and operating with an obligation to preserve and enhance the Chargers – now the family’s largest asset – for his three siblings and their children.

Current and former employees paint a picture of a firm but flexible leader willing to listen to all sides of an argument and build a consensus before drilling down to a decision. And while he has final say, he relies heavily on the people he’s put in place – most notably his two sons, who he is grooming to take over full-time operations of the Chargers – before reaching a verdict.

“He hires good people and he lets them do their jobs,” Maas said.

Winning consumes him, but not as the expense of the the personal connection he forges with employees. Most notably his beloved players.

“He was always around, always present and always approachable at practices,” Tomlinson said. “And you always got the feeling he cared more about just the football part of the relationship he made with players. It was always: ‘Hey how are you doing? How’s the family? It went beyond just an owner-player connection. He cares about players off the field too. And he cares what they have to say.”

Tomlinson experienced that over the years as his role with the Chargers grew into an unofficial liaison between players and ownership. Part of which meant family dinners with the Spanos’ in which Tomlinson was given a no-holds barred forum to express himself. The comfort level Tomlinson was provided to offer frank assessments didn’t occur overnight, but it eventually evolved to the point he felt he could open up without fear of repercussions. And it ran the gamut from opinions of the direction of the team right on down to the food being served at the team facility.

"More importantly, it wasn't just a voice I was given but the willingness on his part to actually listen and act," Tomlinson said.

Spanos has created the same environment on the football and business side of the franchise.

"I try to surround myself with as good as people as I can and let them do their jobs," he said. "Look, no one is so smart they can do it all on their own. I want to hire the best coach. The best general manager. And I have my two sons that run football and business.

"Don't get me wrong. I'll challenge them. I always do," Spanos said. "I want to know why they're leaning a certain way. Or the reasoning behind their decisions or positions."

Like a few weeks ago when John and A.G. presented their father with elements of a marketing plan they wished to implement. Truth be told, Dean Spanos was in favor of the idea from the get-go.

"But I didn't tell them that," he said, laughing.

Instead, he played devil's advocate while challenging them with alternative ideas and peppering them with questions.

"And that's good for me when it gets to the point where they provide all the necessary answers to the point I can no longer challenge them," said Spanos, who said he can count only a few times he's overruled his sons and key advisers on a major decision.

As time goes on, John and A.G. will emerge more and more as the leadership face of the franchise with their father easing into more of a patriarch role. But the elder Spanos says he'll play an integral part of the sales and marketing effort leading up to the move from their Chargers' temporary home at StubHub Center to the new stadium in Inglewood.

"We want to make sure this thing is successful when we get up there," Spanos said. "And I believe it will be."

Simultaneously, he'll put his real estate and construction hat back on in the planning and construction of the Chargers' permanent headquarters, envisioning a large campus facility that captures the identity of Los Angeles Chargers.

"More than anything I'm just looking forward to doing what we set out to do," Spanos said. "And that's to get into Inglewood, get ourselves a home long-term and put a great product on the field and earn the respect of the people of Los Angeles. If we do that — and I can't make something happen, it's going to go its own way — but if I do those three things I think there's a good chance people are going to say 'He did the right thing. He did a good thing.' And so be it."

Chargers Coach Anthony Lynn is enjoying the brotherhood of NFL coaches, even if that means skipping breakfast

By Dan Woike
LA Times
March 28, 2017 at 2:20 pm

Anthony Lynn, the Chargers' new head coach, has been surrounded by well-wishers all over the grounds of the Arizona Biltmore. From the coaches he's worked for to the reporters who covered him to the owners with who he'd interviewed, everyone — to use Lynn's word — has been "cool."

But breakfast Tuesday morning? That was just plain cold.

His scrambled eggs were pushed around the plate, and the breakfast potatoes, a slice of bacon and oatmeal were all untouched after speaking with reporters for an hour during the AFC's coaches breakfast.

"Next year," he said, laughing, "I'm getting here earlier."

Maybe the biggest lesson Lynn has learned in his first months as an NFL head coach is that you never know when you're going to learn a big lesson.

None of the words shared by his colleagues stuck out as profound, job-changing ideas. But Lynn said he knows that when situations arise, the things he's learned during the league's annual meeting will surge to the surface.

"It's always been a huge brotherhood, but it's even tighter when you get here with these other 31 coaches," he said. "All they want to do is help you, give you advice and [help you] learn from their mistakes and success."
It's not a feeling he's getting too used to because the goodwill has very defined limits.

"Game day is a friendly handshake, and then, it's all about kicking somebody's ….," he said, knowing the 31 other coaches feel the same. "Right now, we're shaking hands, giving advice and mentoring one another."

It's a job full of perks not limited to the paycheck. Head coaches, team execs and league owners spent Monday night at a cocktail reception with a fully stocked raw seafood station and free beer, wine and cocktails being served behind a giant bar made entirely of ice.

Oh, and there were fireworks too.

But the journey to top coach, one that took Lynn to six franchises as an assistant over a 16-year span, comes with a cost.

"I think I'm further away from football than I ever have been with all the day-to-day operations of a head coach," he said. "I think I expected that. It's still different."

The brotherhood that Lynn has enjoyed so much in Arizona this week? There are elements you don't get inside your own building when you're the top guy, he said.

Defensive coordinator Gus Bradley has his guys. Offensive coordinator Ken Whisenhunthas his guys, and special teams coordinator George Stewart has his.

"There are some days I come into the office, and Ken has his group, Gus has his group, George Stewart has his group, and I'm kind of twiddling my thumbs," Lynn said. "No one wants you to come into their meetings because you come in and start changing too many things. I used to be a guy who hated when a coach would come in. I try to stay out and let them do their things because they're great coaches."

Instead of getting in the "room with his guys," which he said he misses most, Lynn is immersed in everything, including the upcoming draft.

On Tuesday, he was asked about selecting a quarterback, and Lynn didn't shy away from speaking his mind.

"I think we do have to get a young quarterback on campus. We have to start developing someone because we have two veteran quarterbacks," Lynn said, referring to Philip Rivers, 35, and Kellen Clemens, 33. "Both of them are long in the tooth. I think they have some good years left in them — don't get me wrong — but you have to start thinking about down the line too."

Lynn's been thinking down the line for years, planning and working for his shot at running his own football team.

"I did think I'd get a chance. I thought it would be a lot sooner, but I did think it'd eventually come," he said. "It was a passion. It was something that was on my heart and something I worked a lot of hours trying to accomplish. Usually it works out. If you do the right things and work your … off, usually it works out."

And when it doesn't work out? You walk away from the table, belly empty, with a plate of cold food left behind.

Chargers head coach Anthony Lynn and the currency of truth

By Eric Williams
ESPN.com
Friday, June 2, 2017

SAN DIEGO -- One noticeable change at Chargers Park with the addition of Anthony Lynn is that the new Los Angeles Chargers head coach does not deal in "coachspeak."

Lynn says what he means, sometimes to his detriment. However, it's been refreshing to deal with a coach who's comfortable enough in his skin to not mince words in his dealings with both the players and the media.

In a story by Albert Breer of The MMQB, Lynn talked about eliminating distractions during offseason work and making sure the team's relocation to Los Angeles and injury history are not used as a reasons for poor performance in 2017.

"To me, that's just excuses," Lynn said. "It's the National Football League, and we're all talented. I mean, this is an elite group of men. I don't think there's a non-talented team in the

National Football League. The facts are, and I deal in the currency of the truth, we won nine games the past two years. We're below average. So we have to change some things that we're doing. We have to approach it better. We have to play better."

It's interesting to note that during the time he was interviewing for his job, Lynn still believed the team was staying in San Diego. The Chargers announced the move to Los Angeles on Jan. 12. A day later, the team announced Lynn's hiring.

"I have to be honest with you: I didn't think we were going to be leaving San Diego, I really didn't," said Lynn. "It wouldn't have mattered much. I was looking at the organization and I felt like the organization was a fit for me. But I did have to start thinking about things differently, once we decided we were moving."

Tom Krasovic of the San Diego Union-Tribune writes that it's a shame Lynn did not take over the team years ago because he believes San Diegans would have enjoyed his honesty.

Krasovic: "I don't think any NFL coach has or will deal entirely in the 'currency of truth,' but Lynn is a refreshing presence for an organization that far too often came off as tone deaf, timid, foggy, cocooned, even paranoid, from ownership down."

As Chargers receiver Travis Benjamin expressed in an interview with the NFL Network, players have appreciated Lynn's no-nonsense approach.

"He's laid-back, calm, cool and collected," Benjamin said. "And he means what he says. And he's a players' coach, which everyone respects. He'll call you out when he needs to, and when things need to get done, he's willing to go out there and do it."

I'm not sure I agree with the players' coach part, but I understand Benjamin's sentiment. Lynn is not worried about whether players like him or not, only that they respect him.

Lynn's job is to coax, prod and cajole players into playing to their potential, by any means necessary. It's the reason he brought on a new training staff led by John Lott and implemented track workouts to improve endurance, with the hope that better conditioning will reduce soft-tissue injuries when players are fatigued late in games.

Lynn's mantra has been competition in camp. He's focused on taking care of the football and improving a special teams unit that finished last in the NFL last season.

While Lynn's emphasis on telling the truth is refreshing, the new approach will lose effectiveness if the Chargers don't win games. So we'll reassess Lynn's approach midway through the regular season to see if it's really working.

Chargers' Anthony Lynn trying to buck a trend: former running backs don't make it as head coaches

By Dan Woike
LA Times
Friday, September 8, 2017 at 6:25 pm

Anthony Lynn wants to make something that should be obvious very clear.

"Don't ever get me wrong," he said. "I don't compare myself to Vince Lombardi."

No one would mistake a coach without an NFL victory, one entering a season as the top man for the first time, for professional football's most iconic coach — the man for whom the Super Bowl trophy is named.

But as Lynn devoured Lombardi biography after Lombardi biography, trying to study the game's best, the Chargers' new head man found himself relating. He, like Lombardi, loved coaching the nuances of the running game. He, like Lombardi, had struggled to find a head coaching job. He, like Lombardi, thought that maybe it was related to prejudice.

"In reading those books, I was like, 'Dang, there are some similarities,'" Lynn said.

The Chargers don't need Lynn to be Lombardi. They do, however, want him to get that trophy into the building for the first time. It's a lofty goal for someone with a pedigree that hasn't often transformed into a successful NFL head coach.

Lynn is trying to buck a pair of trends that have existed since long before Lombardi — running backs don't make it as head coaches and guys who coach them usually don't make good ones, either.

Lynn spent six seasons as a back in the NFL, four with Denver, after going undrafted. Upon retiring, he immediately joined the Broncos coaching staff, beginning a 17-year odyssey to getting a head-coaching job.

"Running backs, for whatever reason, become pigeonholed," Lynn's longtime colleague Rex Ryan acknowledged.

It's a conception that's existed seemingly forever. As far as modern NFL running backs go, only former Denver coach Dan Reeves transitioned into a coach good enough to win 20 or more games.

After retiring as a player and spending two years as a special teams assistant, Lynn spent the next 14 years coaching running backs in the NFL, becoming a coordinator only after Ryan fired his offensive coordinator, Greg Roman, last season in Buffalo.

After the Bills fired Ryan, Lynn served as the head coach for the final game of the season, a loss, before being hired by the Chargers.

Ryan, who coached with Lynn for eight years in New York and Buffalo, said he knew Lynn someday would be running his own team.

"He's a star. There's no doubt he's a star. And, he's going to be a star," Ryan said. "Everything he did, man, holy [expletive], I knew I had the best coach in the league. That's how I felt."

But that's not how everyone felt, evidenced by Lynn's slow rise from positional coach.

Along the way, Lynn's frustration almost pushed him onto a more traditional path to getting a top job — coaching other positional groups in an effort to seem more diversified to NFL owners and general managers.

"I was impatient. I probably should've been more patient, but I was seeing some of my counterparts move up faster than me. At one point, I wanted to switch positions. I thought that would help me move up faster," Lynn said. "But when I looked at the running back position and the receiver position, I thought the running back position would get me more prepared.

"I'm an expert in run-game scheme. I'm an expert in protection. Protecting the quarterback is the hardest thing to do in the National Football League right now. And not only that, I'm involved in the passing game. I just felt like I was learning more at that position than if I was just coaching wideouts or coaching quarterbacks."

And, Lynn thought, if coaching running backs helped prepare Lombardi, it certainly could work for him.

Prior to becoming an icon of excellence, Lombardi — an undersized guard on the football field — orchestrated the ground game at Fordham and Army before finally being hired as the Giants' offensive coordinator.

He was 45 years old when he was hired to run the Green Bay Packers. Lynn was 48 when the Chargers hired him.

As Lynn read books like "When Pride Still Mattered" by Davis Maraniss — the one Lynn likes to recommend — he started to notice parallels that inspired him.

"I didn't know he (Lombardi) coached running backs forever. I didn't know he felt discriminated against because he was Italian — everyone was passing him up. Then he becomes an OC for a year and becomes the best coach ever," Lynn said. "I just identified with him. I loved his concepts and his philosophies. Those things you can still can coach today. Those things don't get outdated."

"He was always himself," Lynn added. "He didn't try to be like his mentors. He didn't try to be like this other guy. He was always true to Vince."

While Lynn's list of mentors is deep — Texas Tech's Spike Dykes, 49ers legend Bill Walsh, Bill Parcells and Romeo Crennel — Lombardi influenced the thing about Lynn that's impressed his new players most. Be yourself.

In Maraniss' book, he notes that a pair of laminated cards served as Lombardi's bookmarks, including one that read, "Be in peace with many but let one in a thousand be thy counselor" — a verse from the book of Ecclesiastes in the Bible.

Lynn has taken that approach to his first true head-coaching job.

Learn from Walsh, Lombardi, Parcells, Crennel and Ryan — but don't try to be them.

"He knows the importance of being real," Chargers offensive lineman Matt Slauson said. "If players see that fakeness out of you, they're going to jump all over it. I've seen a lot of coaches try to emulate, say the Bill Belichick style, and it's just not them. When you see it, it's not real and it's obvious.

"You want to be who you are."

And in a short amount of time, Lynn's players have learned who he is.

They know he's competitive. They know he's compassionate to their needs as players because he was one. They know he trusts the leaders on the team to play a big role in the direction the group goes. They know he'll tell the truth.

"Don't ask him where you stand unless you can handle the answer because A. Lynn is going to tell you," Ryan warned.

And, Lynn knows to keep the "filler" to a minimum.

"If he has to say something and can do it in seven words, he's not going to use eight," Chargers safety Tre Boston said. "He doesn't like wasted movement, wasted energy. That's not him."

And, he believes he can reach anyone.

Ryan, who fittingly will be in the television booth as an analyst for Lynn's Chargers debut Monday night, remembers a running back that teams had quit trying to teach pass protection. Lynn, Ryan said, cracked that code.

"He can touch the right buttons on every single player. He's unique this way. I knew that about Anthony almost right away," Ryan said, and added, "He's very creative in the ways he'll teach."

There's a determination that Lynn possesses. It's what allowed him to keep working with running backs even if it pushed his coaching timetable back. It's how he's impacted Pro Bowlers and practice squad members. And, the Chargers hope, it's how he'll help the organization break through in Los Angeles.

Inside his office at the team's new facility in Costa Mesa, in the corner of a window that faces out to manicured green grass, there's a reminder of the formula Lynn wants to use.

On the right, there's a picture of the Lombardi that people most commonly remember — fedora, spectacles and a toothy grin. And next to the image are these words, one of Lombardi's most famous quotes: "The difference between a successful person and others is not a lack of strength, not a lack of knowledge, but rather in a lack of will."

Lynn knows his work is just beginning.

"Now is when it really starts for me," he said. "This is when you grow, when you evolve. You haven't done anything yet because if you get this and fail, it can make it worse. It starts now.

"Now, it's real."

Inside Brandon Mebane's Plant-Based Diet

By Hayley Elwood
Chargers.com
Monday, August 7, 2017 7:21 pm

Entering his 11th season in the NFL, Brandon Mebane decided to make a change.

After watching a series of food-documentaries that according to Mebane "all had something special" about them, Mebane decided to make the switch to a more plant-based diet. Although he said it's been harder to maintain during camp, he chose to implement the change to take control of his health and also put that new education to work.

"I wanted to look at education on the body, foods and for my kids, also," Mebane said. "The other thing is that after football, (my health) is very important (to get this weight off). During football, I wanted to try something to help my stamina so I can play longer on the field, not fatigue as quick and try to make more plays."

One of those documentaries that was the impetus for the change was What the Health? As Mebane explained on his blog last month, when he watched it, he was stunned.

"I used to think that big football players like ya boy needed meat to play effectively. However, the documentary has a number of vegan world class athletes who were at the top of their game. It was surprising to learn that we can get all the protein we need from vegetables. I haven't completely given up meat, but eating less of it has given me a new found energy. I even weigh less than I did last season. I feel explosive!"

Mebane eats three meals a day and considers his snacks "off and on." Out of those three meals, only one will contain meat. For him, it doesn't matter which meal is the meat one as he chooses it based on his mood that day and how he's feeling.

He does have a current weakness though – cookies at the training camp hotel.

"(During) lunch and dinner, I'm always putting salad on my plate along with some fruit. Then it's going around and freestyling and seeing what is around and try to figure it out."

Although the switch may seem hard, Mebane mentioned that it was actually the opposite. If it keeps him healthy and helps his game, then he's all for it.

Casey Hayward Continuing Mother's Legacy of Philanthropy

By Hayley Elwood
Chargers.com
Sunday, May 14, 2017 1:28 PM PDT

Mother's Day for Casey Hayward is bittersweet this year. This will be the first without his mother, Tish, after she lost her battle with breast cancer last July.

But for the cornerback, he's commemorating the holiday in a big way; continuing his mother's legacy of giving back through the family's Hayward's Hands foundation.

"Doing something in her name was nice because she was such a good person," Hayward explained. "I feel like that's the type of thing she would have done if roles were reversed. I was trying to keep this in my mom's name and do some good. We committed to giving out scholarships for the next nine years, so it's something our team decided to do."

Just over a week ago, Hayward gave away scholarships to two young women at his alma mater, Perry High School. Each was worth $5,000.

"We decided to give a couple scholarships this year to two young women who are well-deserving of the awards. They can use the scholarships for whatever they want towards school as long as they keep their grades up. It can go for books or tuition."

Hayward's Hands is a 501(c)3 non-profit which serves Perry through community and outreach programs. Along with providing scholarships, the organization hosts an annual holiday toy drive, provides free Thanksgiving dinners and runs cheer and football camps

Giving back to his hometown is an experience Hayward never gets enough of.

"It's awesome to give back. That's what it's about. Since I've been in the NFL, I always wanted to give back as much as I could. We do so much back home in Perry. It's easy to give back and show support."

Hayward and his family have heavily been involved in the foundation since its inception. But since his mother's passing, he said they are giving it a "team effort" by collectively pitching in to help as much as they can. For Hayward, honoring his mother is the least he can do after everything she did for him and those in need of help.

"It shows the type of person she was. She would always give. She would give the shirt off her back to anybody. To start the foundation, Hayward's Hands, is symbolic. It's our name and with hands, we like to touch the lives of people. Any time we can touch people and the community, we'd love to do that."

Derek Watt Scouts Younger Brother T.J. Heading into the Combine

By Hayley Elwood
Chargers.com
Friday, March 03, 2017 10:40 AM PST

It's a rare occurrence, but come the end of April, the Watt family will have three brothers playing in the NFL.

All eyes are on the youngest, T.J., this week in Indianapolis at the NFL Scouting Combine.

Although T.J. announced at the beginning of the year that he was declaring for the 2017 NFL Draft, the concept of having three brothers play in the league hadn't fully donned on Derek Watt until the Super Bowl.

"We just took a minute. Our whole family was there, and we just kind of appreciated that our

hard work has paid off. In a short period of time here, that dream will come true for all three of us. It's a pretty cool feeling, that's for sure."

While he admitted he and his family never fully anticipated having three Watts in the league, Derek said the way they grew up and the work ethic that was instilled in J.J., T.J. and him doesn't make it surprising.

"It's crazy and not common at all, but we pushed each other growing up. Our dad was our coach in a lot of our sports and he pushed us hard. We wouldn't be here where we all are today without him, and our trainers and coaches who helped us throughout the way. We all have a tremendous work ethic and with (that) and pushing each other in our workouts and striving to be our best is how we got here."

Another product of Wisconsin, T.J. played linebacker from 2013-2016. After redshirting and battling through injuries, he and Derek were finally able to play on the same team again, which was something they had done many times growing up.

"We're closer in age than J.J. and I, and we lived together in college for a year and played together both in high school and college. We have that relationship of being on the same team. J.J. was always kind of envious that we had that opportunity and he never had that. It was definitely special."

Derek added that while none of them played on the same team last season, their brotherly bond was kept tight by a group chat. The three Watts would text each other after each game and provide positive feedback. As Derek put it, "We all care about each other and want to see each other do our best so we're extremely supportive."

So what will a team get in drafting T.J.?

"He's a tremendous athlete and has a lot to offer," Derek said. "His size is one of his strengths and he has a lot to bring to the table. He only has a couple years under his belt at outside linebacker, but he's taken that (position) and run with it already. I can't wait to see how he continues to develop because it will be special."

T.J. made his presence known for the Badgers this past season notching 63 tackles, 15.5 tackles for loss and 11.5 sacks. In addition, he had two forced fumbles and an interception, which he returned for a touchdown.

As Derek put it, his brother's success was not a surprise.

"I've had a front row seat to how he's developed. He played with me when I was young, and I was obviously the older guy on the teams, but he was playing. It wasn't like he was just on the team. In college, he had a couple hiccups where his injuries held him back a little bit, but really he's going to be special. In high school, he was a great player but in college he only got better."

While both Derek and J.J. have gone through the draft process, Derek said they are providing any advice they can, but are mainly eager for T.J.'s next chapter.

"We'll be extremely excited for him and will be either with him, or in extremely close contact when he has the big day and is able to get that phone call. I don't think he'll have to wait quite as long as I did, but it's going to be a special day for our entire family. It'll be emotional and it'll be that next step. We'll obviously be very proud of him, grateful and excited for the future."

J.J. Watt Proud of Younger Brother Derek

By Ricky Henne
Chargers.com
Monday, April 10, 2017 11:00 AM PDT

For National Sibling Day, check out this article from November of 2016 in which Houston Texans' star J.J. Watt weighed in on his younger brother, Derek.

Sunday's Week 12 match against the Houston Texan is a game fullback Derek Watt circled on his calendar the moment he was drafted. After all, it would provide a rare chance to face off against his older brother, J.J..

Unfortunately, Houston's star defensive end won't suit up as he is out for the year with a back injury. While he'll miss the game, the elder Watt couldn't be prouder of how Derek has performed over his first 10 games as he's kept a close eye on his younger brother.

The more J.J. talks, the clearer it becomes he's a fan of Derek's game not because of his name on the back of the jersey, but for how he performs on the field.

"Derek is a very versatile player who can clear out a linebacker up the middle or catch passes out on the edge. He is very smart, works extremely hard and is always willing to do whatever is best for the team. He does a great job on special teams, and it has been fun to see him and Melvin (Gordon) on the same team this year and some of the things that they have been able to accomplish together."

He then laughs, adding, "You also have to watch out for the occasional 53-yard reception."

It's an unfortunate fact that fullbacks often go unnoticed as their dirty work in the trenches gets overshadowed by the end result it produces. However, the revitalized Chargers ground attack wouldn't be as effective without Watt, as the rookie has been a key factor helping Gordon author one of the top seasons for a Chargers running back through 10 games.

At the same time, as the 53-yard catch and run against the Broncos J.J. references proved, Derek has the ability to make the splashy play when called upon. After all, it was the longest reception by a fullback in Chargers history.

Watt joined the Bolts as the 198th overall pick in the sixth round out of Wisconsin. He enjoyed a solid career in Madison, rushing 13 times for 60 yards while catching 30 passes for 309 yards and one TD. The Waukesha, Wisconsin native particularly thrived blocking, as the Badgers routinely ranked among the best rushing teams in the country over his tenure, including a pair of seasons paving the way for Melvin Gordon.

However, when he was drafted, most headlines throughout the country focused on the Bolts adding J.J.'s younger brother instead of focusing on the merits of Derek's play. It's the same issue facing the youngest brother, T.J., who has followed in the Watt family footsteps by staring at Wisconsin.
Nonetheless, Derek has established a legacy of his own as a rookie, and J.J. couldn't be prouder.

"This is one area where I am unbelievably proud of my brothers," J.J. said. "It would be very easy for them to be bitter about always being labeled 'J.J.'s brother' or always having someone bring my name up when talking about them. But the way that they have handled themselves, the way they have embraced our brotherhood while at the same time, working to create legacies of their own, is truly special. Everything that they have accomplished, they have earned. They have worked, sacrificed and given everything that they have to put themselves in the position that they are in. Nobody should ever take that away from them. We will always be brothers and we will always be proud of each other, but they deserve full credit for their successes because they earned that."

J.J. and Derek grew up extremely close as they are only three years apart in age. In fact, asked to share memories of his younger brother, the first thing that comes to mind is something many siblings can relate to.

"He loved chicken nuggets! One of the main things that I remember about growing up with Derek is that no matter where we went, no matter what restaurant we went to, he always ordered chicken nuggets. Every time."

He then pauses and gets more serious.

"The other thing that I know about Derek is how service-oriented he is. He was always extremely tough and violent on the field, but off of the field he has always done an incredible job of giving back, whether it be volunteering or hospital visits, he has always gone the extra mile to give back to those in need."

Family and football are two pillars of the Watt family. So, J.J. made sure he was able to catch Derek's last game as a high school senior as he was on a break at Wisconsin. It turned out to have a heartbreaking ending, but was a moment that bonded the two brothers.

"It's easy to talk about the good times and everyone expects a brotherhood to be strong in the good times, but one of my strongest memories between us was during his senior year of high school when I got a chance to be at his last game. Unfortunately, they lost in the playoffs. Anyone who's played high school football before knows how tough that last loss to end your senior season can be. After the game, I met him out on the field and just gave him a hug. (I) told him I'd been there before and I knew the emotions that he was feeling. I kind of let him have that moment because I knew how much work he put in and how important it was to him at the time. It's very cool to be able to share moments that we have both lived through and discuss them from a similar perspective."

Derek arrived in Madison as a freshman the same year his older brother made his debut in the NFL as the number 11 overall pick. While their college careers never overlapped, J.J. kept close tabs on how Derek was performing. It was during this time he realized his brother was also destined for a future in the NFL.

“As his career went on at Wisconsin, it became clear that he had what it takes to make it to the next level. When he picked up the fullback position so quickly after switching from defense, I knew that the playbook would never be a problem. Then as he continued to play and grow within one of the best rushing offenses in the country, you could tell that he was beginning to develop into someone who could play in the NFL.”

What once seemed to be a pipedream to both play in the NFL is now a reality. J.J. is overcome with emotion each time he sees the kid who loved chicken nuggets make a big play and unleash a crushing block.

So what’s it like to know his younger brother is now in the NFL?

“I have tried to come up with some elegant way to put it, but to be honest, all I can say is that it is very cool. It is one of those things that was a complete fantasy as a kid. Every young football player dreams of playing in the NFL, but to be able to play in the NFL yourself, have your brother play in the NFL and have your youngest brother playing for the #7 team in the country? That’s just crazy. So it is very surreal, it is very cool and it is a testament to what hard work and dedication can accomplish.”

From cruises to Zac Brown Band concerts, the Watt family album reveals tight bonds

By Jeremy Fowler
ESPN.com
Wednesday, June 7, 2017

The NFL has an unlikely pipeline in Pewaukee, Wisconsin, home of three draft picks bearing the same last name.

But football is only part of the Watt family blueprint.

Brothers J.J., T.J. and Derek Watt have bonded over European vacations and country concerts. They've shared packed rental cars on family trips to Florida. They drive one another to improve on the field and support one another off it.

J.J. Watt, the three-time defensive player of the year, appreciated that reality on an April conference call with Pittsburgh media after T.J. was drafted by the Steelers in the first round.

"It's just a blast to watch each other have success," J.J. said.

T.J., 22, and Derek, 24 -- selected by the Los Angeles Chargers in the sixth round in 2016 -- aren't just the younger brothers of J.J., 28. They're promising NFL players in their own right. But they always have J.J.'s back, including as his fake "security team" when fans swarm the megastar on family cruises.

The Watts agreed to share a few photos of moments that helped shape them. ESPN got the story behind each one.

A goalpost and a proud grandpa

J.J. Watt came back to Pewaukee for a few days in 2011, the year he was drafted by the Houston Texans, so the family decided to take to the local field for a photo op. The brothers savor the memories from that day because of their special guest in the picture, their grandpa Jim, who died in February 2014.

T.J. Watt, Pittsburgh Steelers outside linebacker: "We actually took my grandpa up there when my grandpa was still alive. He was our biggest fan. He was at every single practice, every single game. We thought it would be cool to get a photo shoot with everyone in the family and grandpa in his No. 1 Pewaukee jersey to match what we had. It was just really special. We’re always so busy, we never have the time to take pictures."

Derek Watt, Los Angeles Chargers fullback: “Everyone [in town] knew who he was, and he always had on the Pirates gear. I know how much he meant to us all. There’s also a photo from that day of my mom taking a snap, and we’re in the Wing-T formation.”

*J.J. Watt, Houston Texans defensive end: "How proud [Jim] was of what my brothers and I were able to do for our family name ... that's why we go out there and try to live our life the right way and work hard and do things the way we do things: because we want to make our family proud."

T.J. Watt: “Very, very ugly mohawks.”

A very public water excursion

The Watt family loves cruises. They take one every year. This 2014 trip happened as Wisconsin basketball was playing Kentucky in the Final Four. J.J.’s star status presented a few roadblocks, but the three brothers eventually found a quiet spot to watch the game in their fresh Badgers gear (UK won 74-73). They also found time to appreciate their prospective football paths: Derek was entering the season as Wisconsin’s starting fullback, and T.J. had signed with Wisconsin a year earlier.

T.J. Watt: “We can’t do cruises anymore, because J.J.’s too dang famous. You get trapped on the boat. We had to find our secret hideouts. We always make the best of each moment. My parents have been on so many cruises that they have lounges they have access to.”

Derek Watt: “When we were younger, T.J. and I would act like we were [J.J.’s] security team. Once he’s noticed by a bunch of people, it gets crazy. He loves the fans and handles it great. Sometimes we like to eat dinner in private, but fans are usually really good about it."

'Modern-day gladiators’

Last summer, J.J. took his brothers to Europe for a 15-day excursion to Dublin, Paris, London and Rome. The goal? “See the world,” J.J. said. For three football players, checking out the Colosseum was high on the agenda.

**J.J. Watt: “We’d be awake in the middle of the night, and we’d be sleeping in the middle of the day, but we’d always find time to train. We went on a jog down the Champs-Elysees [in Paris] by the Arc de Triomphe. We did a workout in this awesome weight room in London that overlooked Big Ben. It was really cool just kind of finding these gyms and being able to experience these incredible things and see all these landmarks and sights all over the world and realize how far we’ve come but at the same time not forget why we get to do all these cool things.”

Derek Watt: “That was the highlight of the trip: learning about the gladiators and what they did in the Colosseum. I guess we called ourselves modern-day gladiators. This was their arena where they performed.”

**J.J. Watt: “I’m hoping now that [T.J.’s] been drafted, he can take me and Derek on a trip sometime.”

Always room for one more vacation

The Watts did not have an extravagant upbringing, but the family prioritized killer family vacations and weekend getaways. John Watt, a firefighter lieutenant, sometimes logged overtime hours to make sure the trips were top-shelf. In this picture, the Watts are enjoying a slow weekend at a Devil’s Lake cabin outside Madison, Wisconsin.

T.J. Watt: “Those family trips are really important. I think we will remember them forever. Our parents were extremely hard workers.”

Derek Watt: “Those trips were normal to us, but now that we’re older, we know not everyone gets those things. That’s why we’re so close as a family.”

Country music and playground games

The Watts have similar interests. Football and country music are high priorities for the three brothers. A few summers ago, J.J. blended those two worlds by taking his brothers to a Zac Brown Band concert at the Alpine Valley Music Theatre in East Troy, Wisconsin. Things got weird backstage.

Derek Watt: “We played four square with the band until 3 a.m. Things got pretty intense. We really wanted to win. There was supposed to be a whiffle ball game, but the band started putting the lines out, and next thing you know, we’re playing four square.”

T.J. Watt: “J.J. is really good friends with Zac. To hang out as a group in a relaxed setting and not talk football was special. Zac Brown is always lights-out.”

Island perspective

Derek believes this picture took place at SeaWorld Orlando, which reminded him of driving around central Florida in an undersized rental car with luggage on his lap. The Watts were making a pit stop on the way to the coast for another cruise, which got T.J. thinking years later.

T.J. Watt: “You go to new beaches every day, and it’s a lot of fun, but it allowed us to not take things for granted. You go to all these cities and these islands and you see what people are living in and going through, and it really puts things in perspective when you get back on a billion-dollar cruise ship and eat whatever you want to eat. You’d go to these villages and bargain for a wooden sculpture, and it reminds you: This guy works for hours, and he only gets $5 for this sculpture.”

Chargers rookies Forrest Lamp and Dan Feeney are roommates and study buddies

By Eric Williams
ESPN.com
Tuesday, May 16, 2017

SAN DIEGO -- During the pre-draft process at the Senior Bowl and the NFL scouting combine, offensive linemen Forrest Lamp and Dan Feeney developed into fast friends.

Lamp said the easygoing Feeney reminded him of teammates back at Western Kentucky. The two exchanged numbers and kept in touch, never really expecting they would become teammates.

But that's what happened on Day 2 of the draft, with the Los Angeles Chargers selecting Lamp in the second round and Feeney in the third round.

"It makes it a lot easier when you know somebody," Lamp said. "I got drafted in the second and I saw Dan get drafted right after me. And as soon as I saw that I texted him and said, 'It's great to be teammates.'"

Not only are the two teammates, they're now roommates in a hotel near the team's practice facility in Chargers Park, as the team spends one final month in San Diego before moving operations to Costa Mesa, California.

"He's a pretty good roommate, so it's been pretty solid so far," Feeney said about Lamp. "He's pretty clean -- there's been no issues with that."

The additions of Lamp and Freeney are part of a revamped offensive line for the Chargers. General manager Tom Telesco stood pat at offensive line in 2016. With a combined salary of $20.3 million last season, the front five did not play to that potential in terms of production.

The Chargers nearly had a 1,000-yard rusher, with Melvin Gordon finishing 3 yards away from that milestone. And quarterback Philip Rivers managed to make the Pro Bowl, throwing for 4,386 yards and 33 touchdowns.

However, the Chargers had trouble consistently controlling the line of scrimmage last season. They averaged just 3.8 rushing yards per carry, No. 26 in the NFL. And Rivers was under siege at times, getting sacked 36 times (tied for 19th in the NFL).

Telesco released three offensive line starters in left tackle King Dunlap, right guard D.J. Fluker and left guard Orlando Franklin during the offseason. Meanwhile, the Chargers signed Russell Okung to a lucrative four-year, $53 million deal as the team's new left tackle. New head coach Anthony Lynn said he will have an open competition at left guard, center and right guard.

For now, Okung and Joe Barksdale are penciled in as the Chargers' left and right tackles. Last season's center, Matt Slauson, has worked at left guard during offseason workouts -- the same place he played for the New York Jets when Lynn served as their running backs coach.

Spencer Pulley, an undrafted rookie out of Vanderbilt last season, has worked at center during offseason workouts and Lamp spent time at right guard during rookie minicamp.

Last year's third-round pick, Max Tuerk, is expected to compete for the starting center job, while players like Kenny Wiggins, Donovan Clark and Feeney should also be in the mix to compete for time.

Lynn said the work Lamp and Feeney put in together on the field over the weekend in preparation for the first time the two will practice with the veterans on Tuesday served them well.

"With all of our communication and protection schemes we run, as rookies it's important for those guys to get into the huddle, break the huddle, get to the line, go up against those fronts and make their line calls," Lynn said. "Because things change at the line of scrimmage, so that's important for us.

"We think [Feeney] can play center for us. We've got two guards and a center position where we're kind of looking at different combinations, and he's definitely in the mix."

Lamp and Feeney were both four-year starters at their respective schools and are familiar with zone and power-run schemes, so that should ease the transition to offensive coordinator Ken Whisenhunt's scheme.

Lamp played three games at guard his freshman year before moving out to left tackle, where he spent the rest of his time at Western Kentucky. Feeney played right guard and right tackle at Indiana.

The two started a combined 97 games in college, so their durability -- something that has been a problem for the team's offensive line the last two seasons -- should not be a major concern for the Chargers.

Lamp and Feeney have used their time together as roommates to help get down the playbook.

"Absolutely," Feeney said. "I think that's one of the best ways to study -- saying it out loud and talking in your own language, and then you're like, 'Oh yeah, that makes more sense.' When you say it yourself, it just clicks differently."

Feeney understands that he and Lamp have been brought in to compete for starting jobs.

"We're football players, and we want to get out on the field and play -- that's out biggest thing," Feeney said. "But we've got to do whatever the team needs. And if they want us to get a little stronger and work on our technique instead of playing every game, so be it. But you've got to keep that competitive edge and want to play every time."

Former Notre Dame Co-Captains Reunite as Chargers Rookies

By Ricky Henne
Chargers.com
Saturday, May 13, 2017 5:44 PM PDT

Nearly 30 minutes have passed since practice ended, and Notre Dame's defensive captains Isaac Rochell and James Onwualu remain tucked away in the corner of the locker room, actively rehashing the day's work.

Only they aren't in South Bend, nor part of the team's veteran leadership.

Instead, the former Golden Domers are rehashing Saturday's early morning practice during the Chargers' rookie mini camp. The Bolts drafted Rochell, a 6-4, 280-pound defensive end, in the seventh round while Onwualu, a 6-1, 242-pound outside linebacker, signed as an undrafted free agent.

"I tell people (having him here) is a game changer," Rochell said. "Just the comfortability of having somebody I'm close with here to decompress after practice and learn the defense with makes it easier."

"He's somebody I can rely on just to be honest," Onwualu added. "We hold each other accountable. We've built that (trust) through four years. Having him on the field with me every single snap, I can look at him and he'll push me to keep on going. We have that bond together we built in college. And like he mentioned, learning the defense could be a steep learning curve. Being able to help each other take that step, which is a difficult thing for a lot of the rookies, definitely helps."

The pair first met over five years ago during the recruiting process to Notre Dame.

"When I was being recruited they told me, 'You are going to be great friends with Isaac Rochell,'" Onwualu recalled. "I had just finished up a mission trip, and so did he. We were doing similar things in high school and had similar interests. We became friends early on and got closer throughout college."

Their relationship grew tighter each season, especially last year as the two served as the team's only defensive captains during a rocky season in South Bend. After going through those trials and tribulations side-by-side, they trust one another to lean on when times get tough.

As fate would have it, both players were in Manhattan on the final day of the draft. It was only fitting that they celebrated their NFL future together over a home cooked meal Onwualu's mother cooked at his brother's apartment.

"I was drafted and left to get something to eat," Rochell said. "Then he texted me something like, 'See you in Cali!' I got super hyped! I called him and he told me he was coming out here, so I was super excited. We were in the same city, so we celebrated together. That's what's crazy. We worked out together from our Pro Day until the draft. Every day we were getting together stressed over where we were going to go. Then we end up on the same team. It's just crazy."

While Rochell learned his future in the seventh round, Onwualu had a decision to make once the draft ended.

The linebacker didn't lack for suitors.

In fact, 17 teams contacted him when the draft ended offering him a contract, but there was no doubt in his mind he had to don the lightning bolt. Not only does he believe Defensive Coordinator Gus Bradley's system suits him to a tee, but he also grew up a fan of the team.

"I still have LaDainian Tomlinson's poster above my bed," he laughed. "I've been a Chargers fan since I was younger. I was a running back growing up, and he was my favorite player.

Then I made a visit earlier in the process with the Chargers, and met the coaches. They explained to me where they saw me fit, and I saw an opportunity to help the team. I'm excited to be part of the organization, and help the team as they make the transition to L.A."

Chargers rookie Isaac Rochell has come a long way since 'hating' football

By Dan Woike,
LA Times
July 29, 2017 at 4:05 pm

The bright beams of sunlight were making it hard to be outside for long stretches without sweating through a shirt.

In 2006, Isaac Rochell stood on a football field outside of Atlanta. He looked around at his peers, worshippers of one of the South's favorite religions, and thought, "This might not be for me."

The bright beams of sunlight were making it hard to be outside for long stretches without sweating through a shirt.

In 2006, Isaac Rochell stood on a football field outside of Atlanta. He looked around at his peers, worshippers of one of the South's favorite religions, and thought, "This might not be for me."

"I hated it," he said.

Then Rochell became a Charger — at Eagles Landing Christian Academy — right as he was learning to love a game his body would be built for.

Sunday, the 6-foot-4, 280-pound Rochell will take the field as a Charger again, this time as a professional, a seventh-round defensive lineman from Notre Dame with no guarantees of a spot on the final 53-man roster.

It's an extended job interview for one of around 50 guys competing for the 10 or so available roster spots.

"Half of us won't have a job (at the end of camp), essentially. I definitely think about that," Rochell said. "If someone tells you they're not, they're either making way more money than I am or they're lying. That's just the truth of it."

Rochell is part of a Chargers rookie class consisting of seven drafted players and a handful more of undrafted ones, including his teammate at Notre Dame, James Onwualu.

Training camp will cap a process that Rochell called "super-duper stressful" – a transition from someone playing football to someone earning a living from football. It has included the Senior Bowl, the NFL Scouting Combine, pro days, private workouts, interviews and finally a seven-round stomach-torturing event, the NFL draft.

From there, rookies almost immediately get thrust into minicamp and then offseason practices as they start to try and prove why they should be one of 53.

"It doesn't consume my thoughts. At the end of the day, I have to play well. I have to get better. And, I have to set up myself up for success," Rochell said. "Thinking about that stuff doesn't help anything — but inevitably, you think about it."

The Chargers' evaluators don't mind their players thinking about their professional futures because they're thinking about their professional futures, too.

"For all of these guys, you're not on scholarship anymore," Chargers general manager Tom Telesco said. "This is what you do for a living. Everybody that comes here is coming to take someone else's job. That's just the way it is."

Rochell said he understands that mentality — it's a must for him if he's going to succeed in the NFL.

"When you're getting recruited, those teams owe you something," he said. "Here, it's now your responsibility to prove your worth. You're not owed anything."

That's how a seventh-round pick should think. For a first-round pick, like Mike Williams, things are a little different.

Slowed by a lower-back injury, Williams doesn't have to worry about earning a spot on the team. He'll have one — and loads of guaranteed cash — since the Chargers invested the No. 7 overall pick on him.

The team is hopeful he can avoid surgery on the back, steps that can be aided if Williams can make the smooth transition from Clemson Tiger to pro. And, with Williams placed on the active/physically unable to perform list Saturday, he's going to have to find other ways to stay involved.

"One thing I talked to him about … mentally, if you're out here and not practicing, it's going to be hard on you," Telesco said. "But, he's young and I think he can handle it. He's said all the right things. We'll have a plan together as far as his rehab is concerned and he's got to stay on top of the details.

"This is his job now."

Williams has already been hired. Rochell's just trying to secure his spot.

He's got other skills — he used to build fences all around the family's farm. He helped raise cows and goats. He's fed the pigs.

But since falling hard for football, the dreams have changed. He'd rather use his quickness to get around an offensive guard to get to the quarterback, or his strength to beat a tight end and blow up a rushing play on the outside. He'd rather be immersed in a locker room and play in front of the Los Angeles Chargers' first crowds.

Wanting that job, though, and getting it are two very different things.

"You know there's a potential of guys getting fired," Rochell said. "That might intensify things."

Chargers linebacker Jatavis Brown focuses on proving doubters wrong and believers right

By Dan Woike
LA Times
September 22, 2017 at 3:50 pm

The ride to the game is a calm, peaceful, spiritual one.

Jatavis Brown, the Chargers' second-year linebacker, will tune into gospel music — a fitting start to a Sunday that has him playing in some of football's holiest cathedrals. It relaxes Brown, he says.

Described by teammates as a "laid-back dude," Brown speaks with a soft voice and wears a polite, kind smile — until he walks out onto the field for Sunday's first sweat.

The gospel is nowhere to be found. The headphones, they blare Lil' Boosie, a Southern rapper with lyrics that probably need to come with a nonstop ticket to confession. From "Mind of a Maniac" to "Loose as a Goose," a song that's not about zoology, it's what Brown uses while he gets his mind right.

He's not the only person in the NFL to undergo this transformation — it's a necessary duality that allows rational people to fling their bodies against one another at top speeds. And, it's a necessary transformation to get Brown to the place he needs to be to accomplish his lone mission.

"Sunday is game day. I'm all focused about business and my one goal is to win," he said. "Once you go out there, you just flip."

Whether Boosie or the Bible, whatever Brown's been doing, it's working. Through two weeks, he's the NFL's leading tackler, using his speed and toughness to make up for a 5-foot-11, 212-pound frame that might be considered "undersized."

But players such as Brown are not concerned with prototypes.

From the football-crazy state of Florida, Brown desperately wanted to play football at Miami — the Harvard Law of linebacking. Trouble was, they didn't want him. In fact, no one in Florida wanted Brown. He didn't receive a single scholarship offer from a state school.

Akron, though, saw something in the two-star recruit, and it didn't take long for him to pay back their investment. After he adjusted to winter ("A Florida kid up in the cold? It wasn't a match," he said), Brown became one of the best players in the Mid-American Conference. He had more than 100 tackles as a sophomore and after his senior season, he was named the MAC's top defender.

But when it came time for the NFL draft, executives called 174 names before the Chargers selected Brown in the fifth round. He was happy to have a new home and upset it took so long.

"I'm always going to have that," Brown said. "Of course, everyone felt like they should go in the first round. I'm one of those guys that feel like

that. I should've gone higher. But, it is what it is."

He won't be the only player Sunday who feels that way when the Chargers host Kansas City. Chiefs rookie running back Kareem Hunt, the NFL's leading rusher through two weeks, lasted until the 86th overall pick, after starring in the MAC at Toledo. Chargers starting safety Jahleel Addae didn't even hear his name called in the draft after playing at Central Michigan. Only Kansas City offensive lineman Eric Fisher — the MAC's only No. 1 overall pick ever — can't claim he was overlooked because of his road to the NFL.

"You get a chip on your shoulder," Addae said. "As a competitor, no matter who you are, you think you deserve to be drafted or to go to a big school. When it comes down to it and decisions are made and you're not one of the guys you thought you were going to be, I think it drives you. I think it fuels you.

"And, I think you can see that in how Jatavis goes about his business."

Brown's nowhere near being a finished product. Last Sunday against Miami, Brown was beaten by wide receiver Kenny Stills for Miami's lone touchdown. Still, he was in the play athletically, one of the reasons defensive coordinator Gus Bradley is so high on him.

Bradley said the Jaguars, where he previously worked, were very high on Brown's potential and thought he'd be a great fit in his defense. And, when he had the chance to coach the Chargers, seeing Brown helped make the decision easier.

"We thought he was a great fit for this system," Bradley said.

Like Addae, Bradley sees the chip on Brown's shoulder — the Boosie side — and he knows it can't be helped.

"It's in him," Bradley said. "That's why he's made it. That's the only way he knows."

But there's another side of that the Chargers are hoping Brown sees.

"Some coaches would say, 'I want players that have a chip on their shoulder because they're always trying to prove people wrong.' My thing with Jatavis was — how about proving people right?" Bradley said. "We believe in you. Your teammates believe in you. Prove us right."

Sunday, after the musical prayers are sent to the heavens in his black Range Rover on the ride to StubHub Center, Brown will put the headphones on, focusing on proving the doubters wrong and the believers right.

"Welcome to the mind of a maniac," the lyrics will say.

Brown will get to where he needs to be — from Florida to Ohio, from the MAC to the NFL, from gospel to Boosie.

"The whole experience," he said, "the whole route getting here — when I look back on it, I know everything happened for a reason."

Joey Bosa and Melvin Ingram Are Powering a Fearsome Chargers Pass Rush

By Danny Kelly
The Ringer
October 23, 2017 at 12:38 am

No one would blame you if you stopped paying attention to the Chargers after the first month of the season. Los Angeles had failed to garner much interest from even its own fan base as it stumbled out of the gates, continued its depressing run of late-game meltdowns, and lost its first four games. As the attention has shifted to the division-leading Chiefs and the rest of the top AFC squads, the Chargers have quietly put together a three-game win streak to propel themselves back into the postseason conversation. In Sunday's 21-0 shutout win over the division-rival Broncos, L.A. displayed balance in all three phases, with explosiveness on offense, big plays on special teams, and most importantly, a devastating and unrelenting pressure package powered by perhaps the best pass rushing duo in the NFL right now, Joey Bosa and Melvin Ingram.

The Chargers borrowed from the Broncos' book in the win, overshadowing Denver's fearsome pass rush unit to bring constant heat off the edge. After falling behind 14-0 in the first half, the Broncos could no longer lean on their ground game to relieve that pressure, and their passing game struggled as the offensive line failed to give their quarterback time to throw. Bosa and Ingram were damn near unblockable and kept quarterback Trevor Siemian on the run and out of sorts, sacking him three times. The Denver signal-caller finished with just 207 yards passing on 35 attempts—a 5.9-yard-per-attempt clip that was indicative of the team's choice to resort to a dink-and-dunk attack to get the ball out of Siemian's hands before he got hit.

Bosa was the star of the L.A. defense in this game—at one point, the broadcast play-by-play man declared that Siemian "is going to have nightmares" about the Chargers defensive end—and finished with two sacks on the day to push his season total to 7.5 (sixth in the NFL). He notched his first quarterback takedown in the third quarter and displayed some of his otherworldly athleticism in the process. At the snap, Broncos left tackle Garett Bolles tried to cut Bosa to the ground, but the second-year pass rusher avoided it with a parkour-style hand-plant, maintained his balance, and rushed upfield. Left guard Max Garcia intervened at the last second, pushing Bosa past the pocket, but Bosa again recovered to change direction and sack Siemian.

Bosa got his second sack early in the fourth quarter, beating backup right tackle Allen Barbre (filling in for starter Menelik Watson) with a counter move to the inside.

The former Buckeye is off to a historic start in his young career: That was Bosa's 18th sack in just his 19th career game—and he's racked up an incredible 88 pressures along the way, more than any player through their first 19 outings (ahead of even Von Miller) since Pro Football Focus started tracking the stat in 2006.

He's got help on the other edge, too. Ingram added a sack of his own in the second quarter to push his total to 8.5 on the year (fourth). The sixth-year pro bull-rushed Bolles and pushed the left tackle right into his quarterback, sending Siemian toppling to the ground.

Ingram almost had another sack when he looped around a teammate to rush right up the gut, coming in unblocked to hit Siemian. The official watching the play called roughing the passer when he deemed Ingram had hit Siemian in the head/neck area, but it looked like Ingram made contact with Siemian's shoulder, which would have made the play a legal sack.

Ingram came into the week ranked sixth among all edge players in Pro Football Focus's pass-rush-productivity metric (13.6), which accounts for the sum of sacks, pressures, and hits and divides it by pass rush snaps. After Sunday, he's bound to climb on that list.

Backup end Chris McCain added two sacks (and stripped Siemian of the ball twice, resulting in one turnover) to push the team's total to five on the day, and while any defensive front would be happy with that performance, the box score doesn't do L.A.'s defensive performance justice. Not even close, really: Along with that botched roughing-the-passer penalty, the Chargers' relentless pass rush was directly responsible for an additional three near-interceptions. On all three, pressure affected Siemian's throws, but each pass was dropped by a Los Angeles defender. The first came early in the second quarter: Ingram and Bosa rushed from both ends, forcing Siemian to retreat up into the pocket and throw off balance and on the run. He air-mailed the pass, and safety Jahleel Addae dropped the sure pick.

The second came midway through the third quarter. Bosa exploded off the edge, easily beat Barbre, was held egregiously (it wasn't called), and managed to still get a hand on the ball as Siemian let go of the pass. The throw fluttered directly to linebacker Jatavis Brown, who probably had thoughts of running into the end zone in his mind and forgot to catch the ball first.

Finally, early in the fourth, more pressure from Ingram and Bosa forced an off-balance throw from Siemian. Safety Adrian Phillips had position in coverage, jumped up, and let the ball graze off his hands.

The Chargers did what Denver's consistently done for the past few years: immobilize opposing quarterbacks and dominate offenses with an unstoppable pass rush. L.A. is now tied for fourth in the NFL with 23.0 sacks through seven games, and only one team's pass rush duo—Jacksonville's Calais Campbell and Yannick Ngakoue (16.5)—has more sacks than Ingram and Bosa's 16.0 combined.

The Chargers still have plenty of issues. The defense has given up the second-most rushing yards in the league this year, Philip Rivers still seems to unleash a handful of incredibly ill-advised throws every game, and the special teams unit came into the game dead last in DVOA. But as we saw on Sunday, having one of the league's most dominant pass rush duos creating consistent havoc off the edge can hide an awful lot of problems, and Bosa and Ingram look good enough to give the Chargers a chance to contend in the AFC West.

From GoT to GOAT: Joey Bosa's Impending Stardom Has No Limits

By Dan Pompei
Bleacher Report
September 27, 2017

COSTA MESA, California — Picture Joey Bosa as a Dothraki warrior—shirtless, hair pulled back in a tight bun, leather wraps around his forearms, straps around his chest. Visualize him swinging an arakh in the shadow of dragons, charging toward an army of White Walkers and wights.

It could happen.

Bosa, the Chargers defensive end and reigning Defensive Rookie of the Year, loves him some Game of Thrones. He has watched the entire series in sequence twice and has seen many of the episodes more times than that. He currently is reading the first volume of A Song of Ice and Fire, the book series that Game of Thrones is based on.

Of course, being famous and connected and right around the corner from Hollywood, Bosa could take his interest beyond observation. His agency also represents the wildly popular HBO show. So he and his agent, Brian Ayrault of Creative Artists Agency, have talked about having Bosa make a cameo appearance on Thrones, as fellow CAA client and Mets pitcher Noah Syndergaard has.

At 6'5", 280 pounds, with a warrior's nose and chin, Bosa has the look of a character conjured from a glorious imagination. It is as easy to envision him on a battlefield outside King's Landing as it is on a battlefield in the StubHub Center.

"Having an opportunity to meet the actors and be a part of my favorite show would be awesome," he says.

Just don't give him any lines.

"Maybe one day. But as of now, no chance. I'm just not good at [acting]," he says. "I'll either start laughing at myself if I'm trying to be serious, or I think I look super corny and won't take myself seriously. I've tried all the time when we do video shoots. When they tell me to show some personality, I never like doing any of that. I'm awkward out there."

Bosa may have star written all over him, but you wouldn't know to hear him tell it. He is a little shy and most comfortable around his family.

He may be living and playing in the shadows of Hollywood now, but he is a football player, and really, except for a cameo, that's all he wants to be.

His best friend is his brother, Nick Bosa, the Ohio State sophomore defensive end who is likely to be a high first-round pick in the 2019 draft. Joey and Nick play the same position as their father, John, who also was a first-round pick. Joey went third overall last year; John went 16th overall to the Dolphins in 1987.

Mom Cheryl passed along football genes too. Her brother Eric Kumerow also was a first-round defensive end—the Dolphins chose him 16th overall in 1988. Cheryl's biological father was Palmer Pyle, a sixth-round pick of the Baltimore Colts in 1959 who played guard.

So Joey was born for this.

Legend has it that in the 1920s three mobsters ran afoul of Al Capone's gang. As street justice would have it, they came across a man with a baseball bat, and they paid for their indiscretions with their lives. The man wielding the bat allegedly was Tony Accardo, aka "Joe Batters."

Accardo, who rose to become boss of the Chicago mafia in the 1940s and '50s, is Bosa's great-grandfather on his mom's side.

You think Bosa is tough? "You block him once, it won't happen again," says Larry Johnson, Bosa's position coach at Ohio State. "He will come twice as hard. That's the kind of guy he is, a fierce competitor."

Johnson says when Bosa is finished playing, his name will be among the best pass-rushers ever. Ohio State coach Urban Meyer has seen 62 of his players drafted and once told The Audible podcast that Bosa may be the best player he's ever coached. Chargers coach Anthony Lynn told John Clayton that Bosa wants to be the best to ever play the game, and he has a chance to be.

Since Bosa's first game in Week 5 of last season, the only player in the NFL with more sacks is Vic Beasley of the Falcons. Bosa and Calais Campbell of the Jaguars each have 12.5, while Beasley has 16.5.

Bosa is the Chargers' hope for the future. If they are going to claim a city that is ambivalent to them and if they are going to reverse the standings in the AFC West, Bosa almost certainly will have to lead the charge.

But he won't be doing it on Hollywood Boulevard. He lives on a quiet street in a suburb populated mostly by families, and he's in his element there.

Mom taught him how to cook, so now a typical night may include grocery shopping and cooking skirt steak, pasta and broccoli for one while watching Food Network or South Park. Bosa has not met a single celeb since moving to the City of Angels. And that's cool with him.

His focus is on being the best player he can be and making his team the best it can be.

"We are trying to win football games and win the division," Bosa says. "Along with that, we'll win fans and win the city of L.A."

He knows he can't take seven kingdoms at once, however. It's one battle at a time for Bosa.

There have been comparisons to the great J.J. Watt.

Derek Watt, Bosa's teammate, will tell you Bosa reminds him a little of his brother. "Both are dominant players," the fullback says. "They both use their hands very well. They both are relentless and do whatever they can to get to the quarterback."

Bosa also has been compared to Jeff Spicoli, the stoner surfer played by Sean Penn in the 1982 movie Fast Times at Ridgemont High.

Prior to the 2016 draft, Bruce Feldman of Foxsports.com quoted an unnamed scout who said Bosa reminded him of Spicoli.

Bosa talks in a deep-pitched, slow-cadenced, singsongy, surfer-dude kind of way.

"I don't see the [facial] resemblance, but I get the resemblance in the voice," Bosa says. "I'll take it. People have been called worse."

And then, as if on cue, Chargers safety Jahleel Addae walks by. He is one of Bosa's many friends who does a Bosa imitation.

Addae (with Spicolian inflection): "What's up, Joe?"

Bosa (more Spicoli-ish than usual), imitating the imitators: "Hey, Joey."

Bosa, who also has been called "Joey Bro-sa," is in on the joke.

"He's a meathead, but he's a football meathead," the scout told Feldman.

But really, he is no meathead at all. Unless, that is, meatheads score 37 on the Wonderlic (the average is 20). Of course, Bosa had taken a practice test before taking the Wonderlic at the combine, as any well prepared prospect would. On the practice test, he scored a 39.

At Ohio State, Bosa majored in business finance and had a 3.0 grade-point average.

Like Spicoli, Bosa enjoys the beach. But he's not a surfer dude. Bosa would rather lie on the sand than ride a wave.

He does not have Spicoli's stoner eyes. However, his eyes are very interesting. The right is blue; the left is green—a benign genetic condition called heterochromia.

The longer you look into those eyes, the more you see.

Backflips have come easy to Bosa since he was in high school. He started doing them in the ocean at the point where the water drops and then on a trampoline. He hasn't tried one in a while but is certain he could nail it.

His offseason mission was to become even more athletic. Bosa hired former Chargers assistant Todd Rice to be his full-time trainer. Rice focuses on pliability and has helped Bosa improve his flexibility, speed, explosiveness and lean muscle mass. In the process, Bosa also has eliminated what had become chronic back and knee pain.

He often works out with his trainer in the gym in his garage, about a 15-minute drive from the Chargers' Costa Mesa training facility. His gym is done up right, with dumbbells up to 120 pounds, a half rack with weights, a squat trainer, a back extension machine, a bench-press bench, a lat pulldown apparatus and a seated row machine.

"It was an investment," he says.

While his teammates were sweating and learning and bonding during the first five weeks of OTAs and minicamp under their new coaching staff, Bosa was in Florida working with his trainer.

"Let's just say the guy I'm working with, I like being able to do my work with him," he says. "When it's not mandatory, I'd like to continue doing what I know is working really well."

Most young players wouldn't be so bold. Bosa, however, has shown he is not timid about standing apart if he feels it's best.

After Bosa and three teammates were suspended for the first game of the 2015 season at Ohio State for a rules violation, Bosa moved out of the apartment he shared with running back Ezekiel Elliott to live by himself. Elliott had been his roommate since he walked on campus, but Bosa needed to be away from noise, away from temptation.

When he and his agent didn't like the contract the Chargers were offering (it included a partial deferment of his signing bonus), Bosa sat out minicamp, training camp and the preseason.

Bosa will be his own man.

"I think first of all, it has to do with the great support I've always had from my family in anything I do," he says. "Then I think it has to do with me having confidence in what I'm doing so I can feel comfortable standing up for what I am doing and who I am."

But when Bosa is with his teammates, he is all-in. A few of Bosa's teammates, including linebacker Kyle Emanuel, often follow him in his stretching routines.

"A really good teammate" is what Chargers defensive tackle Brandon Mebane calls him.

Every week, Johnson gathers his defensive linemen in a meeting room in Columbus and shows them tape of how Bosa performed for the Chargers the previous weekend. This, he tells them, is how to do it.

"It reminds them you have a tool box, and if you can use all your tools and be consistent with them, you can have success," Johnson says.

Of all the things that make Bosa special, his technique and hand use are the most significant. It was Johnson who flipped the switch for Bosa. The 21-year college coaching veteran taught Bosa the same techniques he taught Courtney Brown, Jimmy Kennedy, Tamba Hali and many others.

When Johnson became the Buckeyes defensive line coach after Bosa's freshman year in 2013, the two of them watched about 750 plays of Bosa from the previous season. Then Johnson told Bosa he needed a narrower stance, more hip flexibility and greater hand speed. He taught Bosa drills to achieve the goals, and Bosa worked them over and over and over.

He still does.

During one practice in camp this summer, Bosa watched Mebane's rush from the sideline. He thought he saw a way for him to be more effective.

"He told me to swing my hips more," Mebane says.

It speaks to Bosa's self-assuredness that he is giving a tip to Mebane, a 32-year-old and 11-year veteran. And it also speaks to his understanding.

"I have not seen anyone with his feel for the game at such a young age," Mebane says. "It was almost like he had some kind of advanced placement classes for football."

His go-to moves are a power rush, an inside counter and swipes on the outside. And then he has an array of hand moves and reactions with those pass rushes. He is a stickler about being able to rush the same way from the left or right, which is important because new Chargers defensive coordinator Gus Bradley is deploying Bosa in multiple positions.

"Not only does he have a variety of pass-rush moves, but he's good at them," Bradley says. "You usually see guys with just speed. He can use speed to power, jump cut and come inside. He has a good, instinctive feel for it."

Instinct and dedication are a powerful combination.

Bradley says Bosa is "24 hours" in his approach and that he works as if every day is Sunday.

"He's very regimented," he says. "Everything is a routine. If something works for him, he doesn't want to get away from it."

Doing the same thing over and over is the essence of Bosa. It's why he was able to have a two-sack performance in his NFL debut after missing so much time. It's why he didn't have any performance valleys last season. And it's why he is the last player anyone suspects will have a sophomore slump.

"From a mental aspect, he's really good at not letting outside factors affect him," Emanuel says. "That was evident last year with the contract thing, coming in late and what he was able to do throughout the season. It was really impressive."

Bosa shares personality traits with a number of the characters on Game of Thrones. The focus and honor of Jon Snow is evident in Bosa. You can see Davos Seaworth, loyal and wise, in him. He could even be compared to the cunning and ruthless Tywin Lannister.

But he not exactly like any of them. "Really, I'd like to think I don't relate to any of these crazy characters," Bosa says. "It's hard to put one personality on one of them because it changes so rapidly on the show. You love somebody, and then the next episode, you despise them."

The character he relates most to, he says, is Gregor Clegane, The Mountain. The massive Clegane is an intimidating, domineering force for which foes have no answer.

The Mountain doesn't have much to say. It's just the type of role Bosa might want on the show.

And just the type of force he is becoming in the NFL.

Chargers' Keenan Allen will test Raiders' shorthanded secondary

By Ron Kroichick
San Francisco Chronicle
October 14, 2017 at 6:38 pm

Long before Chargers wide receiver Keenan Allen tormented NFL secondaries, he roamed the secondary. Raiders cornerback David Amerson remembers.

Allen and Amerson grew up in Greensboro, N.C. They played one memorable high school game against each other, Amerson and Dudley High prevailing by four points over Allen and Northern Guilford.

Allen, who would become a standout wide receiver at Cal, still left his mark. As Amerson described it last week, Allen had "something like 20 tackles" from his free-safety position.

Asked about this in a phone interview the next day, Allen matter of factly said, "Twenty-three."

Fast forward to 2017, and Allen's abundant skills stand in the way of Amerson and the Raiders on Sunday, when they meet their longtime AFC West rivals at the Coliseum. Oakland (2-3) arrives with a three-game losing streak, needing a win to rediscover the swagger with which it started the season.

The Chargers, in their first season since moving from San Diego to Los Angeles, are 1-4, but three of those losses were by three points or fewer. And they bring an ever-dangerous passing game featuring quarterback Philip Rivers and his favorite target, Allen.

Allen was a marquee recruit when he left Greensboro for the Bay Area, highly rated as a wide receiver and even more decorated as a defensive back. By some accounts, he was the No. 1 safety in the nation as a high school senior.

Cal coaches considered using Allen on defense, before deciding his ball skills and shiftiness fit best at receiver.

"He was a beast in high school, I ain't gonna lie," Amerson said.

So what does Amerson recall about Allen's exploits when they met on that long-ago night in North Carolina?

"He was just coming out of the middle of the field, making a lot of tackles," Amerson said. "They put him at quarterback and he started dancing around back there and making people miss, the stuff he does now."

Allen doesn't have elite speed, but his size (6-foot-2, 210 pounds) and moves make him difficult to cover. The Raiders also are thin at cornerback entering Sunday's game; Gareon Conley (shin injury) and Antonio Hamilton (knee) are out, and Amerson is questionable because of a shoulder problem.

That leaves TJ Carrie and much-maligned Sean Smith leading a patchwork crew.

Allen has been relentlessly productive in his injury-plagued NFL career, since the Chargers took him in the third round of the 2013 draft. He

made 71 catches as a rookie, 77 more in his second season and 67 in only eight games in 2015, when he went down with a lacerated kidney.

Then, last year, Allen suffered a torn ACL in San Diego's first game of the season. He needed reconstructive knee surgery, casting his future in doubt, but Allen leads the Chargers with 28 catches through five games this season.

"I haven't been thinking about my knee," he said. "I'm feeling comfortable with it."

Allen also doesn't spend much time contemplating how his career might have been different on defense, but he occasionally and good-naturedly reminds Chargers defensive coordinator Gus Bradley of his background at safety.

In the end, he prefers regularly wrapping his hands around the pigskin. Nothing new there.

"I like playing wide receiver because I can get the ball," Allen said. "Everyone wants the ball. But being on the other side was fun, too. Just being a ball hawk, just trying to get there as fast as possible."

Amerson isn't the only Raiders player with specific memories of a young Allen showing off his dynamic skills. Kicker Giorgio Tavecchio was Allen's teammate for two seasons at Cal, and Tavecchio vividly recalled Allen's debut as a freshman in 2010.

The Bears were playing UC Davis, not the fiercest opponent, but Allen still glided to two touchdowns. He ultimately scored 20 in his three seasons at Cal.

"I remember it seemed so easy for him," Tavecchio said. "He made a few cuts and then just kind of took off. It looked like everyone else was running full speed and he wasn't — but they still weren't catching him."

The Raiders hope to change the equation Sunday.

Chargers' Slauson wants to pay it forward

By Dan Woike
LA Times
June 25, 2017 at 4:50 pm

Following one of the Chargers' final minicamp practices of the summer, Matt Slauson found some shade and started to work through all the tape holding his gear in place. His ankles, wrists, fingers were more Scotch than skin, and the process looked tedious.

But asked about the players who have influenced him most, Slauson ran through a list of former teammates with ease.

"Branden Moore, Nick Mangold, Alan Faneca, Damien Woody …"

One by one, he named the players more experienced than he was when he walked into the New York Jets' offensive line meeting room after being picked in the sixth round of the 2009 draft.

"Every day I think about those guys and what they taught me," Slauson said. "It's why I'm still in the game today — because of them."

Now entering his eighth professional season, Slauson is in a position to pay all of that forward.

The Chargers will enter this season with an overhauled offensive line. Three starters from last year — tackle King Dunlap and guards Orlando Franklin and D.J. Fluker — have been released. Three of the team's seven draft picks were used on offensive lineman. Their biggest offseason acquisition, Russell Okung, plays left tackle.

The shakeup was in the works nearly all offseason, with coach Anthony Lynn talking about it during the NFL Scouting Combine and at the league's annual meetings a month later.

"We're going to play around with that puzzle," he said of the line.

The puzzle, it turns out, gets easier to solve when you have a player such as Slauson.

While playing for Nebraska in college, Slauson moved all over the offensive line. His role with the Jets was on the interior, where he played left guard. That remained his primary position until he started a handful of games at center for the Bears.

After being released by Chicago, Slauson signed with the Chargers and took to his new position, snapping the ball to Philip Rivers on nearly every down during the 2016 season. This offseason, he has slid back to left guard, with Spencer Pulley and rookie Dan Feeney taking the bulk of the first-team reps at center.

"Every young guy is taught when you come into the league, if you're not the solidified starter in one spot, you've got to be able to play them all," Slauson said. "Even now, that's what we're telling guys. …You have to play all over the board. And I believe it helps a lot. Then you get to learn the offense and what we're trying to accomplish as a group instead of just learning that one spot."

Though Lynn said it's difficult to evaluate offensive line play before the team puts on pads and starts hitting, the new group of linemen is laying a foundation for some necessary continuity and cohesion.

"Everything we're doing now is building towards that. Now, when the pads come on, the timing is going to be a little bit different," Slauson said. "But, right now, I'm getting to learn how Russell works, how he wants to step. He's getting to learn my timing of getting into a fit and how we communicate together. All that stuff is really important at this time. Now when the pads come on, everything is going to get notched up a little bit."

Versatility on the line was something the Chargers clearly wanted in their young offseason acquisitions. Second-round pick Forrest Lamp starred at tackle before moving inside to guard this summer. Feeney, a third-round pick, played all three positions in college, and sixth-round selection Sam Tevi can work at either right or left tackle.

Lamp and Feeney, in particular, have impressed Slauson with their instincts and aggression — two of the most important qualities in an offensive lineman.

"They play great with their hands, and that's really hard for young guys to do — to have the confidence to throw your hands out there and really try to get all over a guy," he said.

Young linemen are often more reactive to the defense, trying to figure out where their assignment is going instead of simply knocking them off course right away.

"These young guys are all about taking the fight to them. It's really impressive that they already have that demeanor," Slauson said. "As far as how they move and react, when things start really going and they're throwing exotic blitzes, they react in the correct ways. That just doesn't really happen."

In some part, their long-term success will be contingent on Slauson's ability to convey the lessons he learned from the vets in New York, lessons he has used to make his job on the offensive line a career.

"I think a lot of it is just the 'want to' of the younger guys, looking at the older guys and asking, 'What did they do that got them here?' " he said. "It's trying to emulate those kinds of guys. And, obviously, versatility is huge, but it's also how they approach the game, how they approach every day, how are they a pro, what does being a pro mean and what does that look like. It's just doing that.

"…Ten years down the line when I'm done, when I'm watching them play from the couch, I'm going to be like, 'I was a part of it.' "

Melvin Gordon is happy that his father, and biggest supporter, is out of prison

By Mike DiGiovanna
Los Angeles Times
September 3, 2017 at 11:00 am

There is not a hint of anger in Melvin Gordon's voice or condemnation in his words, only gratitude for a father who "kept food on the table for me and my mom and kept a roof over our heads," the Chargers running back says.

That his father provided for the family by selling cocaine, which led to a drug-trafficking charge and a five-year stint in federal prison, has remarkably left Gordon neither conflicted nor confused.

"You know what? Everyone makes mistakes; no one in this world is perfect," Gordon, 24, said. "The quicker you understand that, the faster you forgive.

"Some people are put in positions of making decisions they need to make for their family to survive. As a kid, you understand that. But I'm in a position now where he doesn't have to make bad decisions anymore."

Gordon — a 6-foot-1, 215-pound bundle of brute strength, breakaway speed and long, flowing dreadlocks — was a 2014 Heisman Trophy finalist at Wisconsin, racking up 4,915 yards rushing and 49 touchdowns in four seasons and setting a then-NCAA record with 408 yards rushing against Nebraska.

A first-round pick of the Chargers in 2015, Gordon struggled as a rookie, rushing for 641 yards with no touchdowns and six fumbles before emerging as one of the NFL's most promising young backs in 2016, rushing 254 times for 997 yards and 10 touchdowns and catching 41 passes for 419 yards and two touchdowns.

Gordon's father, who is also named Melvin but goes by "Big Bo," was instrumental in Gordon's development as a football player.

When Gordon was barely old enough to snap chinstrap to helmet, Big Bo would rummage through garbage cans for empty water bottles and set them up as cones in a park near their house. Gordon zigzagged through the agility course, working on cuts and bursts.

Bo set up a weight room in the basement of their Kenosha, Wis., home and monitored Gordon's strength and conditioning program through high school. Bo dissected video of NFL greats with Gordon, stressing the elusiveness of Barry Sanders and toughness of Walter Payton.

Bo attended every one of Gordon's prep games, sprinting down the sideline with his son on many of the 38 touchdowns Gordon scored as a senior at Kenosha's Bradford High.

"He was a huge influence on my football career, my mom too," Gordon said, referring to Carmen Gordon, who remains married to Bo. "They never missed a game, man. They were very supportive. My dad was like my workout partner. He definitely taught me a lot of stuff. He's been there every step of the way."

Until he wasn't.

In March 2012, when Gordon was a 19-year-old redshirt freshman at Wisconsin, Bo was sentenced to 10 years in prison for his role in a northern Illinois cocaine-dealing ring and a concurrent three-year sentence for drug dealing in Kenosha County.

The longer sentence was reduced twice, and Bo — who served time in federal correctional institutions in Pekin, Ill., Duluth, Minn., and Elkton, Ohio — was released last December. Gordon asked that his parents, who attended most of the Chargers' training-camp workouts in Costa Mesa in August, not be interviewed for this story.

Speaking to Bleacher Report last fall, Carmen Gordon, 49, said federal authorities began investigating Bo when Melvin was in junior high school and that Bo was a "manager" in the drug ring.

"He wasn't a typical drug dealer," Carmen told the website. "He moved big, big weight."

Gordon, the only child of Bo and Carmen, didn't know the particulars of Bo's business but was aware of his involvement, no matter how well Bo separated drug-dealing from fatherhood.

"It was not a secret," Gordon said. "You kind of know everything that's going on. But he was a good father. He did what he needed to do. He made me breakfast every morning. He made sure I never went to sleep hungry."

Any anger or resentment Gordon felt about his father's prison sentence was channeled into the weight room, film room and onto the field. Gordon developed a reputation as a workout fiend at Wisconsin.

"It just gave me motivation," said Gordon, who stayed in contact with Bo through regular emails and occasional prison visits. "It was hard to run the household and take care of my mom when I was in college, but I wanted to be in a position to be able to take care of them when I got done with school."

The four-year, $10.7-million rookie contract Gordon signed with the Chargers eased the financial burden on his family, and Bo's release from prison restored the household.

For the first time since Gordon's first season at Wisconsin in 2011, Bo watched his son play in person when the Chargers faced Seattle in the Aug. 13 preseason opener at StubHub Center. Bo plans to attend every home game this season.

"It means a lot to have him back here watching practice, watching me play on game day," Gordon said. "I know it's something he missed for a while. To have him back is a beautiful thing."

Bo always encouraged his son "to be the best running back ever." The first step toward greatness would be a 1,000-yard season, a threshold Gordon — who missed the final three games of 2016 because of knee and hip injuries — fell three yards short of last season.

"That was a big goal of mine," Gordon said. "To be that close and to fall short, you think about so many runs where you got tripped up on … honestly, three yards? I'm gonna look back when I'm done and be highly upset."

Gordon caught only 22 passes for 228 yards in four college seasons, which wasn't necessarily an indictment of his pass-catching skills.

"We had pass plays at Wisconsin," Gordon said, "but when you're busting off 60-yard touchdowns rushing, why pass the ball?"

Any concerns the Chargers had about Gordon's hands coming out of college were quickly put to rest.
"He's had some big gains in the passing game, whether it was a check-down or a design screen to him or moving across the middle and catching the ball," offensive coordinator Ken Whisenhunt said. "He has talent in that area … and that's a great asset for Melvin."

Alfredo Roberts, the Chargers' first-year running backs coach, is a former tight end who was a Dallas Cowboys teammate of Emmitt Smith, the NFL's all-time leading rusher, in 1991-92.

Roberts said Gordon is bigger and faster than Smith, and catches the ball as well as Smith. He has been especially impressed with Gordon's speed and athleticism and said he's "in awe" of how well Gordon moves in space.

"Emmitt is in the Hall of Fame, and the cement is still wet on Melvin," said Roberts, a former Jacksonville, Cleveland, Tampa Bay and Indianapolis assistant. "We'll see what his body of work is, but I think he's gonna have a great season."

If not, it won't be for lack of effort. After his subpar rookie year, Gordon sought out star running back Adrian Peterson — whom he did not know — for advice, because "he's one of the best to do it, and I need to learn from someone like that while I can," Gordon said.

Gordon has spent several weeks during the last two offseasons training in Houston with Peterson, who ranks 16th on the NFL's all-time rushing list.

"From the outside looking in, you're never sure about a guy's temperament, his work ethic, his habits, how good he really wants to be," Roberts said. "From day one, Melvin looked me in the eye and said, 'I want to be the best — not just good, but great — and I want to work on it.'

"He has all the tools. He can run, catch, he's big enough to protect, and he has the want-to. He's conscientious, he's a great teammate, and he's still growing."

Davis tries to prove he's more than speed

By Andrew Campa
Los Angeles Times
August 7, 2017 at 12:15 am

COSTA MESA — In many ways, it's been speed that has always put Michael Davis on the map.

While the Glendale High football team won a total of six games during Davis' three seasons and missed the postseason each year, the Jewel City native still lined up against some of the country's greatest youth athletes during the track and field season due to his elite sprinting.

That speed turned into a scholarship to Brigham Young University and a four-year career in which Davis participated in four consecutive bowl games.

Yet, a disappointing senior season in which Davis ceded playing time and his starting position as a defensive back to a freshman seemed to spell doom.

Again, however, it was speed that saved the day, as Davis ran a blistering 4.34 second 40-yard dash at BYU's Pro Day in Provo, Utah on March 24.

From flash in the pan to flash again, Davis garnered interest from NFL teams.

That interest didn't immediately pay dividends as Davis went unselected during this year's NFL Draft, which concluded April 29.

Fortune turned quickly for Davis as that same night he became one of 15 players to sign a free-agent contract with the hometown Los Angeles Chargers.

Since that evening, Davis has been determined to make the cut and the final 53-man roster.

As the team moved its practices to Costa Mesa High on July 30, Davis was out to prove he can put up impressive numbers outside of a stopwatch.

"I would say yes, in certain scenarios, yes," Davis said when asked if people think he's just a speed guy. "Obviously, people just say, 'Hey Michael, your speed' and they try to get me off the line. They know I have the speed to catch up. But more, I prefer [using] my technique and

it's easier and better not to use my speed then technique, but my technique and then speed."

Davis played in 48 games with the BYU Cougars and made 30 starts with 110 tackles, 17 pass break-ups and one interception.

While the pick came against Michigan and resulted in a return for a score, the one career interception has become a sore subject.

The 6-foot-2, 195-pound defensive back has tried to change the perception that he can't create turnovers.

His first notable action came May 23 when Davis tipped a pass by starting quarterback Phillip Rivers that was intercepted by teammate Tre Boston.

For Boston, taking young players like Davis under his wing has been a privilege.

"I just come in and try to be a veteran and try to teach the things I know and everything I've learned over the years," Boston said. "I try to install a whole new culture for these guys."

The turnover drew the praise of Chargers defensive coordinator Gus Bradley and the eyebrows of coaches and teammates.

Perhaps Davis' biggest play this summer took place Monday during drills when star running back Melvin Gordon broke free and had an open path to the end zone.

At the last minute, Davis came from across the field and ripped the ball from Gordon's grip, which elicited the cheers from an overflow crowd.

"Melvin said, 'You know what, I hate ya'll.' He said, 'I hate ya'll,'" Davis said through a laugh of his interaction with Gordon immediately after the play. "He smiled and it was all fun and games, but we're all working here grinding to get a spot."

For Davis, the play served as vindication of his ability, though he still felt the need to explain his lack of takeways in college.
"I wasn't really always around the ball in college," Davis said.
Though grateful for the opportunity to be practicing with the Chargers, Davis isn't just happy to be at camp. With injuries to Chargers defensive backs Casey Hayward and Jason Verrett, Davis sees an opportunity to grab a roster spot.

"Casey Hayward is a good cornerback, but when he got hurt in practice with his ankle, that gave me an opportunity to go and start something with the [starters]," Davis said. "I just seized the opportunity because, you know, not too many undrafted rookies get that opportunity to start right away. To be honest, I tried to seize it."

Davis has seen action with the first-team defense, which puts him against Los Angeles' talented receiving corps and Pro Bowl quarterback Rivers.

"When I'm in the moment, I don't think about going against him," Davis said of Rivers, "but afterward when I'm on the sideline, I can't believe I'm going up against one of the greats."

On Wednesday, Davis primarily saw action against back-up quarterbacks Mike Bercovici, Kellen Clemens and Cardale Jones.

That changed in one series of three plays as Rivers completed a 40-yard pass down the sideline, which led to wholesale changes on defense. Davis and second-year cornerback Trovon Reed were inserted.

Rivers completed only one pass in the three-play series and twice looked off the left side of the field where Davis was patrolling. In the second of those instances, Rivers had a pass deflected and intercepted by Reed, who totaled two picks on the day.

Though Davis won't likely get any recognition for turnovers, he's content in knowing he's doing his job.

"I want [to get] in the receiver's face up on the line," Davis said. "If I can shut him down early, then I shut down his whole route and make the quarterback go to the other side of the field. [That would make me] a shutdown corner."

Outside of playing in the secondary, Davis has also taken snaps on punt coverage. Though special teams action might not be all that sexy, Chargers four-year veteran Kenjon Barner believes excellent play on special teams may provide a way onto the roster.

"The biggest advice I can give is put your head down and grind," Barner said. "Don't look at where you are now, but where you are at the end of the day. You know it's going to be hard and a grind, an uphill battle. If you're resilient and determined, you can accomplish anything.

"And special teams. That's where I made my mark the past couple of years and that's how I've made it. Don't take special teams for granted."

The Chargers kick off the season Monday, Sept. 11 in Denver. If Davis were to make the 53-man roster, he's acknowledged he would be ecstatic.

"It would mean a lot. I came from a small school, especially in sports," Davis said. "Not too many people make it out of Glendale High School in sports.

"I've switched position from receiver to corner in college and to be able to come out here for the Chargers. I know they like me because I'm fast, but I'm trying to prove that I can do more and it would be a huge accomplishment.

Chargers embrace the Mike Williams era

By Dennis Freeman
News4usonline.com
October 18, 2017

So what's a bigger story this week for the Los Angeles Chargers? Facing AFC Division rival Denver Broncos? Earning a must-win road game in the Black Hole against the Oakland Raiders? Or that wide receiver Mike Williams made his official season debut? All of the above matter to Chargers coach Anthony Lynn and the Chargers.

After a slow start…well an 0-4 start to begin the season, the Chargers have managed to scrap and fight their way to two straight wins, including knocking off the Raiders in their backyard.

"I will tell you it took all three phases to win that game," Lynn said after the Chargers pulled off their 17-16 victory. "I thought the guys stepped up and made plays when they had to, and that is what we have been talking about. I am so proud that they are starting to see the fruits of their labor because these men work hard every single week, and they go out and they compete, and they just keep coming. Just keep coming. I'm glad it's paying off."

Getting a third consecutive win will be a stern challenge for Lynn and his team. But then again, every game of the season is a challenge. What might make the task a bit easier from an offensive perspective is having Mike Williams, the Chargers prized rookie wide receiver, on the field. With the Broncos riding into town with their physical secondary, including cornerbacks Chris Harris Jr. and Aqib Talib, the Chargers' offensive unit is going up against a stern test.

Wideouts Keenan Allen, Tyrell Williams and tight end Hunter Henry will probably get the bulk of touches. But having the 6-foot-4, 220 pound Williams ready to have his number called could allow the former Clemson star to create matchup problems for Denver. At worst, his ability to stretch the field should open up some spots for quarterback Philip Rivers to do work in. As it is, it may still be some time before Williams hit his stride.

Against the Raiders, Williams made his first official NFL grab, a 15-yard catch from Rivers. It would be Williams' only catch of the game, but he appeared to have made a great first impression on Lynn.

"He had the one catch, and it was a nice catch, but I thought he played fine," Lynn said."We'll watch the tape. Like I said, he only had like nine or ten snaps."

Lynn wasn't the only person waiting to see what Williams could do on the field when it mattered. Rivers had high praise for his young wide receiver.

"All week we've been trying to sprinkle him in there and everyone was quiet all week on how much we thought he was going to play," Rivers said. "We wanted to sprinkle him in some and let him ease his way in and he knew there if he got his own coverage he was going to have a chance to be the primary guy on the end route and he did a nice job. He had a couple other nice end routes and other things he was in there on. It was exciting…his first catch, getting action in [a] division game on the road."

Speaking from the Chargers practice facility in Costa Mesa, California, Williams, who missed all of training camp, preseason, as well as the first five game of the regular season, said it was good to be back on the field as a contributor.

"It felt good, just to get back out there with my teammates for the first time, just to get that first game in, the first catch out of the window felt good," Williams said.

Williams admitted he was a bit skittish in his professional debut.

"A little nervous," said Williams. "It was fun."

As happy as he was about getting in the game against Oakland and recording the first catch of his professional football career, Williams is even more excited that the Chargers have been able to string together a couple of wins.

“That’s what we gotta do; just find ways to win,” said Williams. “Had a lot of close games We’ve been able to find ways to win these last two weeks…just finding ways to win.”

Mike Williams and Artavis Scott's Journey from Clemson to L.A.

By Hayley Elwood
Chargers.com
Monday, May 22, 2017 4:01 PM PDT

Coming into the league as a rookie can be a challenge. But for a number Chargers, they’re getting to do it with a college teammate.

The Bolts’ roster houses former teammates from Notre Dame in Isaac Rochell and James Onwualu as well as Dan Feeney and Mitchell Paige from Indiana.

But, there’s a third pair. While Mike Williams was selected seventh overall, his former Clemson teammate and fellow wideout Artavis Scott had to wait until the draft was over to find out where he was going to play. When the Chargers came calling, the decision was a no brainer.

“When I found out that (the team) was thinking about having me, I was like of course!” Scott explained. “I mean, they had one of my teammates I played with already who is someone who can go through this process with me. It was fun for me to know that and it was very encouraging.”

Scott joins Williams in L.A. as Clemson’s all-time leading receiver. His 245 catches in three years puts him above Sammy Watkins (240) and even Williams (177).

Both players admitted having each other has made their transition to NFL life a bit easier.

“Having a friend here and someone you could talk to every day, and someone you can have fun with also is helpful,” Williams said. “We played three years together so to know that you have someone making that transition with you is exciting. Someone you can just talk to every night about the plays. We both play offense. We’re both wide receivers. The transition has been pretty smooth for both of us.”

Since rookie mini camp, the pair has been inseparable both on the field and off. Although Williams said they forged a tight bond at Clemson, the receivers are rooming together for the first time.

“We had good chemistry with one another,” Scott explained. “We always had our handshakes and the biggest thing was having fun. We wanted to feed off one another, always compete (and) enjoy each other’s company because he could be the best man at my wedding. You never know!”

Being roommates is an advantage for Williams and Scott. They are using the extra time together to get the ins and outs of Chargers football down.

“We’ll be laying on our beds and I’ll say, ‘Hey, call out a play,’ Williams said. “I’ll (answer), he’ll look and I’ll do the same for him. We’ll call out plays to each other to make sure everyone is on point.”

“Some of the plays were similar to how we ran them (in college),” Scott added. “With some of the route combinations, I’ll go ‘Oh, that’s what we ran (in college), but we called it this or that.’ Just that different terminology can help us learn it faster because you have to catch on.”

As they try to navigate through the final few weeks before mini camp, they’re excited for what each player brings to the Chargers roster. Scott is slightly more excited than an Uber driver of theirs a couple months ago.

“Mike’s a freak athlete,” Scott professed. “(He’s) tall, long and can go get the deep ball. If I was looking at him, I would have taken him! (Before the draft,) Mike and

I were in an Uber, and we were talking to the driver about him and Corey Davis. The driver said he would take Davis but didn’t say why he would take him. I told him why I would take Mike! He’s a playmaker who can change the game.”

“Artavis is an all-around player,” Williams said. “He’s a great receiver, great special teams player and makes a really big impact on offense and special teams. Size doesn’t really tell you how you play, but he plays big. He can go up and make the competitive plays. At Clemson, he’s the all-time leading receiver so that speaks for itself.”

Philip Rivers Makes Special Airport Trip to Greet this New Chargers Coach

By Ricky Henne
Chargers.com
Monday, February 13, 2017 12:38 PM PST

It’s common practice for someone from a team’s front office to pick up players or coaches from the airport when they land.

However, it’s not often that a player, let alone your Pro Bowl, superstar quarterback offers to make the trip. Yet that’s what happened when the Chargers hired Pat Meyer.

Philip Rivers boasts a personal relationship with the new offensive line coach that spans nearly two decades. It dates back to the first moments the quarterback stepped foot on NC State’s campus as a true freshman.

“I met Pat when I was 18 years old at NC State going down the stairs at our facility there for the first time,” Rivers recalled. “He was our strength coach there, and we hit it off. He’s been a line coach now at a couple different places. He’s just a heck of a coach! It’s all about family and football with him, and he’ll fit in just fine with us.”

Meyer vividly recalls their first meeting as well.

“I remember meeting him the first time walking down the stairs coming into the weight room,” he said. "He was a 6-5, 200-pound true freshman coming in and I was thinking, ‘This is the guy that is going to lead us? This little skinny guy?’”

It didn’t take long for Rivers to win him, and the rest of the Wolfpack, over.

“He is what you think of as a true pro. He is what you want in a quarterback. I knew he was special from his first game as a freshman right when he started taking over. His dad is a longtime coach and coached him up. Guys like Philip are very few and far between. There are only a select few who are like that. You only come across those once in a great while that do everything he can. Who can perform on the field and have the knowledge of everything (of) not only what he does, but what the running back is supposed to do, what that wide receiver has for his alignment, what the left guard is supposed to do and so on. He was special.”

The pair has kept in close contact for the past 18 years. Number 17 spent time with Meyer and his family in Colorado a few years ago, and they’ve shared other visits across the country since he left campus.

However, they never could have imagined they’d wind up together in Los Angeles.

Meyer joins the Bolts after spending the last two seasons in Buffalo. He served as a Football Operations Consultant in 2015, focusing on the offensive line as they led the NFL in rushing yards (2,432) and yards per carry (4.78). In 2016 he was the team’s offensive assistant, and the Bills once again thrived pounding the rock, leading the NFL in rushing yards (2,630), yards per game (164.4) and yards per carry (5.3).

It was during Meyer’s time in Buffalo that he grew close with the Chargers new head coach. It didn’t take long for him to realize Anthony Lynn had the makings to be in the top spot, and he strongly believes he’ll bring those same qualities to Los Angeles.

“Anthony is a great leader,” Meyer said. “He knows how to relate to the players, so he is going to have good control over the room in a positive way. He will be disciplined in what he does, he will be structured and he will be organized. And he’s great to work with. It’s a good environment. I have seen both sides of Anthony, where we have been peers as position coaches, then he became the coordinator and then became the boss (as Interim Head Coach). Obviously, he is the head coach now. Anthony is a good guy. He is tough, but he is fair. He is an ex-player too so he knows both sides of it, which is important.”

Meyer joined Buffalo after spending the 2013-14 seasons in Chicago coaching the Bears’ offensive line. He made the jump to the NFL after one year in the Canadian Football League as the Montreal Alouettes’ Offensive Coordinator and Offensive Line Coach. Prior to that, he spent 14 years in the college ranks, including his stint at NC State as Director of Strength and Conditioning.

Although he’s spent time in various fields over his 20 years of coaching, Meyer has always been an offensive line guy at heart. Nonetheless, his time working in other areas helped mold his O-Line philosophies into what they are today. That’s especially the case for his decade working in strength and conditioning.

“My background is in strength and conditioning for 10 seasons collegiately, but I have always

been involved in offensive line play. I was an offensive line player since

I was six years old, and have always been involved and the strength and conditioning background part of it helped me learn how to handle players, push the right buttons on certain players and how to handle different situations, that type of stuff. As a coach I believe in fundamentals and technique is what wins, it really does. I will learn these guys, they will learn me and there will be a time when we learn to trust each other and do the right stuff in the room and learn the different techniques because it is going to be a little different."

While Meyer has a close relationship with Rivers, the other players on the roster are mainly strangers to him. From the moment he's arrived, he's locked himself in his office, pouring over film to best learn his new offensive linemen.

"I've just been watching film and getting to know what (each guy's) strengths and weaknesses are off the film. Obviously I haven't gotten to meet any of them yet, but just watching them and seeing how they react to things (is helpful). Not only, how does the game go but does he play the same in the fourth quarter as he does the first quarter? Does he play the same when we are down 20 points vs. when we are up 20. Just seeing their strengths and deficiencies and how we can work to strengthen both of them."

As for number 17, while they may be close friends, he will be strictly business when they are on field.

"It'll be neat to watch him again," Meyer said. "Obviously I have a prior relationship with him, but I am coaching the line. He is the quarterback and we will have to get on the same page on a lot of things. It'll be fun. The quarterback, he drives everything. Anytime you have a quarterback like Philip you have a chance to have a successful team."

For Philip Rivers, going with the flow comes easy

By Sam Farmer
Los Angeles Times
September 3, 2017 at 8:00 am

The most impressive drive of Philip Rivers' NFL career was far longer than a football field.

It happened during the offseason several years ago on a stormy weekend in San Diego. Rivers, All-Pro quarterback of the Chargers, had promised to speak at a Catholic retreat in Phoenix. The weather was nasty, though, and he worried his flight might be canceled.

So without flinching, Rivers hopped in the car, drove to Arizona, gave the talk, then drove home the same day.

He's galaxies removed from the stereotype of a sports prima donna.

"I told them I was going to be there," said Rivers, 35. "I was going to get there."

Rivers is nothing if not honor-bound. He was that way when he got married as a freshman at North Carolina State, not only asking for the permission of Tiffany's dad but of his football coach. He was that way in 2008, when he played through the pain of a torn ACL in the conference championship game at New England. And he's that way today, as the father of eight who will live in San Diego and make the daily commute to Costa Mesa and Carson for practices and games.

Just as he is true to his word, this country boy is true to his roots. He grew up in Decatur, Ala., then played at North Carolina State before coming to San Diego in 2004.

"It was tough at first," he said of adjusting to a West Coast lifestyle. "It took time, being from Alabama and then spending those four years in Raleigh. It took time to really dig into San Diego as a family. It was like, 'We'll be out here a little while, and then we're going back.'

"Then after a while, it's like, 'Gosh, this is home.' We have more and more children born here, then with your church and community, you get more entrenched that way."

In a roiling San Diego market bitterly angry and disappointed about their franchise bolting after 56 years, Rivers still could be elected mayor in a landslide. It's clear that he's disappointed he had to leave — as evidenced by the decision to not uproot his family — yet he has been unwaveringly loyal to the team.

"He's very pure, pure of thought, pure of intention," said former Chargers Pro Bowl center Nick Hardwick, who came in as a rookie with Rivers in 2004 and played with him for a decade. "He's very comfortable with himself. Everything you see is sincerity and honesty. There's no pretense about him at all. It's very endearing, maintaining that humble nature while also being a superstar."

Both of the NFL teams in Los Angeles have players who are well known in football circles. The Rams have Todd Gurley, Aaron Donald, No. 1 pick Jared Goff. The Chargers have Joey Bosa, Keenan Allen, Melvin Gordon and Jason Verrett. But Rivers and tight end Antonio Gates are the only ones who have been household names longer than a few years, players even casual fans are sure to recognize.

In that sense, no NFL quarterback is more important to his team than Rivers. He is essential on and off the field to a franchise looking to build an L.A. fan base from scratch. And the paradox of that is, Rivers is the last guy to go looking for the spotlight.

"I'll never forget when I was first drafted here and they had the rookie premier at the Coliseum," Rivers said, referring to the annual event during which the first-round picks are photographed for trading cards.

"I remember driving up and seeing the signs to Los Angeles and feeling like, 'Where am I? This is crazy!' I remember calling my dad and saying, 'Dad, I'm on 5 North and it says Los Angeles.'

"My dad has never been to Los Angeles, California. Ever. He'll be 70 in two years. To me it's like, that's a faraway land. Now, I'm playing there. So in a lot of ways I feel like, 'You don't fit up there.' But it's just about being myself. That's the only thing I've known.

"I remember when we came up for that first thing in Inglewood and I was like, 'Hope y'all are OK with cowboy boots and blue jeans.' That's just all I know."

Well, he knows cleats and pads too. He needs 4,167 yards passing to become the seventh player in NFL history to reach 50,000. He has 3,811 completions and needs 189 more to become the eighth player with at least 4,000.

What's more, Gates needs one receiving touchdown to set the NFL record for the most by a tight end. He's currently tied with the retired Tony Gonzalez with 111.

Gates and Rivers, whose careers are inexorably linked, almost think with one mind on the field.

"It's like a marriage," Gates said. "I just know certain looks, certain things that we've talked about for a decade. When we get in those situations again, he may look at me and say, 'Stay skinny!' or, 'Keep your width!' Whatever it is, it's verbal sometimes, it's non-verbal sometimes. It's like we're thinking for each other."

One of the aspects of Rivers' game that's so rare, offensive coordinator Ken Whisenhunt said, is his pinpoint accuracy when on the move.

"The accuracy on adjusted throws is what sets him apart," Whisenhunt said. "He sees the defense, he makes great throws, he makes throws down the field. When he's throwing it down to the back, and the back's moving left to right, or right to left, even when Philip has to move to avoid the rush, the ball is in a position where the back can keep running."
That entails feeling pressure, even when a quarterback can't see it, which Whisenhunt compares to fluidly navigating heavy traffic at high speeds. "If you're driving down the road on the 405, and you've got cars all around you, and there's a tire rolling right at you, you've got to avoid it," the coach said. "He knows where every car is, and then he can make sure that he gets through without hitting that tire. Some guys have that vision."

This season, for the first time, Rivers won't be behind the actual wheel much. He and backup quarterback Kellen Clemens, his close friend, will have a driver take them daily from their nearby homes in San Diego's North County to the Chargers practice facility in Costa Mesa. Although he's not entirely comfortable being chauffeured, Rivers figures that will be like a quarterbacks meeting on wheels.

"It will take some adjusting," he said, "but for me, that was the only way to do it. If I was going to be behind the wheel, I would have felt like I was slighting my preparation. I'll still get home at close to normal time."

A few years ago, the Chargers adopted a team motto, the Latin phrase "Nunc Coepi," which means, "Now, I begin." It's a reminder that a fresh start is always at hand. That resonates with him now more than ever. "No question, this is a new beginning," he said. "To me, it's truly again and again — every practice, every play, every day. It's more and more real to me every year. In the football world, how many more times am I going to get a chance to begin again? I don't know. Definitely on the back nine. I really am excited. It's been about as smooth as it can go. It's kind of a new beginning. Just embrace it three to five years, and let's see."

Still, San Diego is not far from his heart. In his garage are a trio of connected padded seats. It's where he used to sit every day for quarterback meetings at the now-dismantled Chargers Park.

"At some point, it will be kind of cool to set them up in a room somewhere," he said.

But not now. This road warrior still has miles to go.

Philip Rivers' new ride allows him to stay home

By Kevin Acee
San Diego Union-Tribune
September 4, 2017 at 10:00 am

As the 73 toll road turned into Interstate 5 and San Juan Capistrano and then San Clemente sped by unseen, Philip Rivers and Kellen Clemens watched tape of the Denver Broncos defense and then a little of the San Francisco 49ers defense.

It was the last Monday in August, the return leg of the first round trip for the Riversmobile, an SUV that has been gutted and turned into what the Chargers starting quarterback calls the "best QB room I've ever been in."

The season opener against the Broncos was two weeks away, and there is only so much preseason tape can help. Even with the trip going faster than expected.

Soon Camp Pendleton was on either side of them and then Oceanside.

They clicked over to catch up on the news and were watching ESPN when the SUV slowed to take the North County exit that would deliver the Chargers' QB1 and QB2 to the Rivers' driveway just before 5:40 p.m.

"An hour and 18 minutes," Rivers said later. "Which is nothing."

Rivers and Clemens shared a laugh as they neared their destination.

"There may be some days," Rivers said. "where we're hoping to get in a little traffic because we have more work to do."

This is how Rivers, a Charger since 2004, didn't have to relocate even though his team did.

In order to remain a San Diegan, Rivers invested in just about the most L.A. vehicle ever.

Three days a week during the season he will make the commute from his San Diego home to the Chargers' Costa Mesa facility. It's a trek many know too well – and dread.

Rivers will do it in a different, more efficient manner.

Essentially, his mode of transportation is a mobile man cave with the seats like those in a first class airplane set side-by-side in the back facing forward, plenty of room for a 6-foot-5 quarterback to fully recline while watching film on the 40-inch television screen separating the front seat and rear cabin. There is satellite TV, WiFi and a small refrigerator Rivers would rather you call a cooler.

For upwards of $200,000 (plus a driver's salary), anyone can make the freeway melt away.

This is the purview of CEOs and agents and directors and the kind of lawyers who charge $1,000 an hour.

As Tiffany Rivers asked her husband after he reported with glee how well his first trip had gone, "Do you feel like a king?"

The answer, a little bit, was affirmative.

But be sure, this was an investment made only after much investigation and introspection, for the right reasons.

"My two biggest things were my family time and my preparation and what I owe this football team," Rivers said. "I was not going to sacrifice either of them in any big proportion. I can look at all the pluses and minuses and say, 'OK. This does it.' This allows me to get home in the 6 to 7 hour, which is when I got home the last 11 years, and it allows me to watch all or more of the film I watched before."

Just like his new vehicle, which requires close inspection from the outside to notice any modification that makes it different from a standard SUV, this commitment involved grappling with both reality and perception for Rivers.

"I don't want it to be, 'He's stuck in a car all day, maybe that's why he struggled,' " he said. "Come on."

Come on, indeed. This is being done out of necessity, because the large and young Rivers family has roots it did not want to tear. And it can afford not to.

Still, we're talking about a man who likes frills the way he likes interceptions. Rivers lives as about as modestly as one can when his career earnings are bumping up against $200 million.

His primary mode of transportation is a 2008 Ford F250. He wears cowboy boots – real ones, plain brown, nothing made of a swamp creature or rare bird. His dress shirts are Western cut and have shiny buttons.

The Rivers family spent hours searching Orange County, touring schools and homes. They looked at eight of the latter.

"Every time we started driving back home," Rivers said, "it was like, 'Gosh!' We had the feeling of 'Ohhhh.' … You look around (when house hunting) and you kind of get excited. You know, 'That's a neat neighborhood.' Then we'd be driving home and we'd get to about Carlsbad and say, 'Gosh! I feel like we're going home.' It just felt that way."

The ties to San Diego were almost 13 years in the making. Rivers and his wife got to thinking about doctors and dentists and friends and sports teams and schools and all that would go into changing those things for eight children – the youngest of which will turn 2 in October, the oldest having just started high school.

"It was literally making me go, 'This is crazy,' " Rivers said. "I know at some point, (players) have to move. I know it's life for a lot of people. People have to move all the time."

It's not Rivers' fault he has the means to make a 90-minute commute comfortable and productive. It's actually admirable that he wanted to do so.

"We're just so thankful for what we have," Rivers said. "That's why we didn't want it to change."

With staying in San Diego as the end, the first option considered was carpooling with Clemens, just as they did when the Chargers were in San Diego. This would be 70 extra miles, but maybe if they traded off driving duties it wouldn't be so bad.

"After about a day or two of seeing what that looks like it was, 'No way,' " Rivers said. "No way I'd be behind the wheel for three hours a day and feel like I'm preparing. I'm wasting three hours. It's just different. It takes a different toll on you."

Then he considered maybe a simple conversion of the family's Sprinter van, the one that Tiffany Rivers uses to tote around eight kids.

"She was like, 'You're taking our family's car?' " Rivers recalled his wife saying.

What about a helicopter?

"That was about 15 minutes of me doing an Internet search and five more minutes with me wondering, 'What in the world am I thinking about this for?' I've never been in one in my life. … Plus, unless it could pick me up in my neighborhood and land on the practice field, it wasn't going to be that much faster."

So Rivers did another Internet search. He typed "mobile offices southern california" into Google. He found a company in Oxnard that caters to Hollywood types and CEOs.

Even then, his thought was to go used.

Convinced he needed something specific to his needs, he still leaned heavily toward basic.

"I really just need a TV screen and HDMI, the ability to plug in my computer to the screen," he told the guy at Becker Automotive Design.

But that's not how the high-end automobile conversion market works. It's more of an "If you're going to do it, do it right" kind of market. And there had to be a thought about resale.

"If this doesn't go as smooth as I think," Rivers said. "I need to be able to sell it."

Someday he will need to unload the vehicle anyway.

"If this was year five for me, we'd move," Rivers said. "We'd want to stay in the same city, but I'd have a long way to go. You don't know. … This is the home stretch. I could have five years. I'm only signed up for three."

So in the meantime, should it keep going like that Monday test run, Rivers has hopes of being back in San Diego in time to help pick up the kids from school on Fridays the team has a home game.

Home, even with a new home.

An Open Letter to All NFL Players: Let's Get Organized

By Russell Okung
Players Tribune
October 13, 2017

Fellow NFL Players,

By now you've likely read the commissioner's letter addressed to NFL executives and have seen reports about the league's upcoming meetings. It occurs to me that any attempt to respond collectively as players is complicated by numerous challenges, and that our options for speaking with one voice are limited. This means we can either wait until we receive our respective marching orders, speak up individually, or find a way to collaborate and exercise our agency as the lifeblood of the league.

Over the past few years, I've thought a lot about how we might have a meaningful conversation together. I wish it were as simple as public perception would have you believe — that we all have each other's cellphone numbers and hang out together on a regular basis. Since that's not the case, I hope this letter reaches as many active players as possible, and serves as a catalyst to convene a conversation among those of us who are uncomfortable having important decisions made without us in the room.

Things have clearly gotten out of control. As a pragmatist, I will admit, I initially doubted the merits of Colin Kaepernick's protest and questioned his strategy.

I was wrong.

There is now no doubt in my mind that what he did last season was a courageous, prophetic, self-sacrificial act that has captivated a nation and inspired a powerful movement.

If I had his cellphone number, I would tell him that.

As Kap's message has now been distorted, co-opted and used to further divide us along the very racial lines he was highlighting, we as players have a responsibility to come together and respond collectively. But how can this happen practically?

The uncharted territory we're dealing with requires us to innovate if we are to effectuate any meaningful change — if we are to look back at this moment with pride when our grandkids ask us one day how we responded to the circumstances we now face. This requires some sober self-reflection and a greater awareness of what is limiting our effectiveness.

Ours is a unique dynamic. The NFL Players Association, for better or worse, is limited in its capacity to "unify" our interests. Unlike a traditional labor union, the foundational nature of our relationship to each other is defined by fierce competition and learned opposition. The system is designed to keep us divided and to stifle our attempts to collaborate — we're made to see each other as the enemy. Indeed the system celebrates when it puts us at odds with one another.

As a competitor who loves the game, I can appreciate this aspect of the league to a certain extent. But the current controversy is obviously about much more than football.

Currently, the will of the players who align with Kap's message is being diluted. Rather than our collective voice prevailing in a way that spans the league, you are seeing individual teams respond separately to the protest in 32 different ways. It's telling that these decisions are being made at the team level and not being driven by the interests of the players collectively. Some teams are standing and locking arms. Some are staying in the locker room. And some are now being banned from protesting altogether. While many of us can be grateful that our ownership groups don't take direct orders from the President, we are also aware that the owners are much more united than we are as players.

Player protests have caused such a disturbance that the NFL has now chimed in and prioritized discussions on this topic for next week's meetings.

Owners have the ability to quickly and efficiently communicate, collaborate and align their objectives to serve the broader interests of the shield. By and large, they are carrying out a strategy to this end, regardless of how it impacts us as players and regardless of how much it reflects our actual will. I don't mean this to sound disparaging or suspicious of all NFL owners. Again, it's just an observation of how the system is designed. It is, in many ways, what we all signed up for.

While I don't have all the answers as to how to ensure we are not robbed of this moment, I am convinced that we will never make progress if we do not find a way to come together and take action that represents the will of the players. What we have is strength in numbers. But our strength is currently not being leveraged because we have no means of direct communication that is not — in some way, shape or form — controlled, monitored or manipulated by outside forces.

So here's my idea: Let's open up a line of communication just between us, and be ready to respond with one voice as players. Let's transcend the "natural" divisions that have been defined by the league and sanitized by a fictional narrative of competition above all else.

Now, I can't exactly put my phone number or email address in this letter for obvious reasons. But there's another way to start moving things forward. I'm going to initially lean on Twitter, the preferred social tool of our day, and attempt to connect us with each other. If you follow me (@RussellOkung), I will follow back and DM you next steps for collaboration. From there, we can build out and discuss options for a better way to communicate with one another going forward.

Again, I don't have all the answers, but I'm hoping to help facilitate some practical next steps by first addressing our limited ability to communicate.

I look forward to hearing from you on the President's favorite medium. Until then, stay strong.

Russell Okung's mission to protect the quarterback

By Dennis Freeman
News4usonline.com
September 13, 2017

COSTA MESA, CA-Russell Okung is a big man. At 6-foot-5 and 310 pounds, Okung is big enough to slap down Big Foot. That's why the Los Angeles Chargers made a push to sign the veteran offensive tackle during free agency.

Coach Anthony Lynn and the Chargers got their man, inking the much-hyped Okung to a four-year, $53 million deal back in the spring. But for that agreement to take place, there was mutual admiration of the Chargers on Okung's part to make the deal a reality.

"Even in the past, we just knew they were always a really talented team," Okung said after a Chargers training camp practice during the summer. "Hopefully, I can bring something helpful to the guys here. I saw what coach Lynn was doing, and I was immediately sold on who he was as a person and what he was going to do as a coach. What we're doing now is indicative of what our success will be. I'm all the way in."

Landing Okung is a big deal for the Chargers and Lynn. With an aging quarterback in Philip Rivers, who can still zing it all over the football field, and a promising rushing attack with a young runner in Melvin Gordon, the Chargers needed to not only shore up its offensive line, they needed to put in place dynamic pieces that will push their offensive firepower.

A good start would be with a talented run-blocker and a ferocious pass protector. For the Chargers' sake, they have both attributes in Okung. There are not too many players at his position in the National Football League (NFL) that are as good as Okung. He was the anchor to the Seattle Seahawks' offensive line during the team's back-to-back Super Bowl appearances.

Last season, Okung found himself in a Denver Broncos uniform, dropping pancakes and making space for the likes of quarterbacks Brock Osweiler and Trevor Siemian. With a multi-year pact with the Chargers established, Okung is now firmly entrenched to getting down to the business of pass protection and run-block dominance.

The Chargers can benefit from Okung's method of laying hands on opposing defensive linemen in more ways than one. The last time the Chargers had a running back go over the 1,000-yard rushing mark was in 2013 when Ryan Mathews galloped his way to 1,255 yards.

When it comes to having his backside protected, it's a good bet that Rivers might have a little bit more confidence that he has Okung in front of him as that moving wall keeping him from harm's way. Against Von Miller and the Broncos' quarterback rodeo crew on Monday Night Football to open their 2017 NFL season, the Chargers offensive line surrendered only one sack.

Considering that Miller and the Broncos recorded at least 93 quarterback hurries in 2016, according to SportingCharts.com, that's almost light years better than what Rivers has

had to go through in the past few years. Since 2012, Rivers have been sacked (including the Chargers' 2017 season-opener) 242 times. That's a lot of time for a quarterback to be on his backside.

To help cancel out this problem, the Chargers brought in Okung and drafted rookies Dan Feeney and Forrest Lamp in order try to fix this issue. If the head-to-head matchup with the pass-rush happy Broncos is any type of barometer, the Chargers looks like clear winners on this platform. The chemistry jelling of the team's offensive line should not be understated or dismissed.

By hanging out with his O-line buddies and getting more acquainted them and with their families, Okung said the rapport between teammates will carry itself out on the field.

"It comes down to trust," said Okung. "Like any relationship, I trust somebody to do their job, and they trust me to do my job as well, too. When you're dependable, everybody has success."

Don't expect Okung to take all the credit for the offensive line's re-birth. The success of any offensive line is not dependent on individual achievement. It's group success or bust.

"It's always been all of us collectively working together on every single play. There is no one offensive lineman who has a great game," Okung said. "That's not going to happen. Usually, it comes down to a lot of things. It comes down to participation and understanding where your help is."

Okung spent the first six years of his career with the Seahawks, four of them sliding up and down the field trying to shield the scrambling Russell Wilson from taking too many hits. Rivers is a more stationary, throwback-type quarterback who doesn't have a choice but to stand in the pocket.

To Okung, the styles may be different, but keeping defenders off the quarterback is in the same job description.

"Philip (Rivers) is definitely a more pure pocket passer, and his understanding of concepts, in terms of really relying on the throwing game…It's amazing. I've never seen anything like it," Okung said. "Russell is different. He has a different way of playing. The offenses are completely different as well. Also, with (offensive coordinator) Ken (Whisenhunt), you have to know a lot and understand a lot of different things as well."

Part of that understanding is knowing that as offensive linemen, you live in a world of anonymity.

"We don't have as much notoriety," Okung said. "Nobody cares about our stats. We don't have stats. What's more important is that we're more of unsung heroes. Nobody talks about us until we're doing bad. If they're not talking about us, we're doing our jobs."

Sean McGrath's Affinity for Art

By Hayley Elwood
Los Angeles Chargers
Friday, July 21, 2017 4:15 pm

When he's not blocking or catching passes on the field, you can find Sean McGrath practicing one of his favorite hobbies: art.

The tight end has been showcasing his creative side ever since he was he was a kid. Growing up in Chicago, he was used to arts having a front and center role in the city's culture. Being influenced by his grandma, who graduated from the art institute, McGrath got his BFA in studio art from Henderson State University.

What is it about the hobby that McGrath loves so much?

"It keeps your brain active," McGrath said. "Anything you can do to get the wheels turning and have it not (always) be about football I think keeps you fresh and on your toes. Especially with the creative side of your brain. It keeps you balanced."

While he's passionate about football, McGrath is well aware NFL careers can be short lived. Having come into the league as an undrafted free agent in 2012, he bounced around a few teams before finding a home with the Chargers halfway through the 2015 season. Despite appearing in 16 games a season ago for the Bolts, he's cultivating his passion for his second career down the line.

"For a lot of guys, it's football, football, football. A lot of times when it comes down to it, the 'Not for Long' is a different (meaning) for the NFL acronym. It's always good to have something to fall back on whether it's art, finance or whatever you decided to get your degree in. It's important. So, to be able to practice it while I'm at such a young age having this position is good."

Art mediums hold no bounds for McGrath. From sculpture to sketches, he can do it. He even sometimes draws his teammates on the plane.

But, one of his favorite things to do is go to the beach and sketch people on the fly. Who knows? You may just be the next recipient of a McGrath original.

"I usually go to the beach because there are more bodies there. I call it 'sniping' because I sit there and draw people. I'll sketch the whole scene and it's kind of cool. I'll draw the scene and if I see a couple or family enjoying the sunset, I like to capture moments like that. I'll draw, rip it out and give it to them. I always try to get my karma points and do something nice for people! It's all about staying inspired and trying to inspire other people on a daily basis."

How NFLer's gas station 'Jesus' moment led him to Chargers

By Hannah Withiam
New York Post
May 17, 2017 | 5:37pm

For the Chargers' newest safety, the team apparently was predestined to land in Los Angeles, and God wanted him to follow.

Former Panther Tre Boston appears to be a believer in the relocation from San Diego after a stranger he said he met at a North Carolina gas station divinely inspired the free agent to choose Los Angeles over the Bills and Steelers. The so-called supernatural interaction started when the man, with his three children in tow, approached Boston at the gas pump and asked if he could spare some change. The three-year pro handed over a $20 bill.

"So he tells me thank you so much, and that God put me in his life for a reason," Boston told ESPN on Tuesday. "And in my mind I'm saying you're here for a reason, too. So in my mind I'm saying should I ask him, 'L.A. or Buffalo.' And before I could ask him, my man told me, 'Thank you so much. There aren't too many people like you in this world, God's children. My name's Mike Daniels, but people call me L.A.'"

Daniels' nickname, with its Chargers ties, struck Boston to his core. He said he burst into tears on the spot — and then spotted Jesus on a gas station advertisement stand as he reached into his car for a tissue. One of the cards featured on the stand read, "Jesus saves," he recalled.

"I ended up giving him $100 because I knew he changed my life, just like I knew I changed his life," Boston said about the stranger, with whom he said he talked for another half hour before leaving with a contract on the horizon and a sense of belonging. "Honestly, that's the reason why I'm here. It didn't matter how much money was given to me. It didn't matter really who was on the team, it just happened to be a great fit. God told me to come here, and that's my testimony. And that's why I'm here."

Boston, who signed a one-year deal with the Chargers on Monday after playing his first three seasons with the Panthers, expects to compete for significant playing time at free safety.

Once he heard "God" and "L.A." leave Daniels' mouth, Boston knew the prayers he'd said on the drive home had been answered. He had met his own Los Angeles angel.

"At the end of the day God told me to come here," Boston said. "And I'm a man of faith, so I couldn't go against his word."

Encounter with gas station stranger leads Tre Boston to Chargers

By Eric Williams
ESPN.com
Tuesday, May 16, 2017

SAN DIEGO -- A chance meeting at a gas station served as divine intervention for Tre Boston, guiding his decision to join the Los Angeles Chargers in free agency.

"At the end of the day God told me to come here," Boston said. "And I'm a man of faith, so I couldn't go against his word."

Recently released by the Carolina Panthers in a cost-cutting move, Boston had three suitors in the Chargers, the Buffalo Bills and the Pittsburgh Steelers.

After visiting all three teams, Boston said he prayed for clarity as traveled back home to Charlotte, North Carolina, to make his decision. That's when he stopped by the local gas station, even though he had a half a tank, to take advantage of a price that had dropped from $3.29 to $3.10 a gallon.

"I crossed two lanes to get to the gas station," Boston said. "I pump my gas. After I pump my gas, I put my wallet in my car. After I put my wallet in my car, there's a guy with three kids and he asked me for a little bit of change, or if I had a dollar or two. I gave him a $20.

"So he tells me thank you so much, and that God put me in his life for a reason. And in my mind I'm saying you're here for a reason, too. So in my mind I'm saying should I ask him, 'L.A. or Buffalo.' And before I could ask him, my man told me, 'Thank you so much. There aren't too many people like you in this world, God's children. My name's Mike Daniels, but people call me L.A.'"

Boston said he started crying, taking the nickname of his new friend as a sign from the man upstairs that he should join the Chargers.

And as he reached for a tissue in his car, Boston said he thought he saw Jesus on an advertisement stand selling gas station cards.

Boston said he glanced back and on the stand he saw a card that said, "Jesus saves." The two men talked for another half hour before saying their goodbyes.

"I ended up giving him $100 because I knew he changed my life, just like I knew I changed his life," Boston said. "Honestly, that's the reason why I'm here. It didn't matter how much money was given to me. It didn't matter really who was on the team, it just happened to be a great fit.

"God told me to come here, and that's my testimony. And that's why I'm here."

Boston signed a one-year deal to join the Chargers, where he'll compete with incumbent Dwight Lowery for playing time at free safety.

He spent his first day on the field at Chargers Park during the team's OTAs working with the second unit on defense.

"I'm explosive, I'm a playmaker," Boston said, when asked to describe his skill set. "I'm dynamic. I'm a guy that's going to bring energy, and make sure we're always up and high-spirited. I play with a high tempo, so I want my guys to play with the same thing. Right now I know we have a great group of guys, if we keep working hard this group could be special."

Boston went on to say one of the attractions to the Chargers was assistant defensive backs coach Chris Harris, who was with him in Carolina during a training camp for the Panthers last season.

"He's my guy," Boston said. "He really tried to recruit me to come here, because honestly I had written them off. I saw the depth chart and they had nine safeties, and I could have gone somewhere else that needed me that was a little shorter on safeties.

"But they reassured me that I have a chance to win a position battle, and all I needed was a chance."

NFL's Tyrell Williams returns to Turner Elementary

By Gary Horowitz
Statesman Journal
5:42 p.m. PT Feb. 21, 2017

TURNER – Much has changed for Tyrell Williams since he roamed the halls at Turner Elementary School as a fifth grader.

These days Williams is a standout wide receiver for the Los Angeles Chargers.

On Tuesday he was back at his old school, a guest of principal Dan Petersen, Williams' track and field coach at Cascade High School.

Leafing through a 2002-2003 Turner Elementary School yearbook, Williams smiled when he saw his fifth-grade photo among fellow classmates.

“It’s just cool, especially coming back to where I went to school,” Williams said. “To be able to see old yearbooks and stuff, to see the kids go through the same cycle I went through, it’s cool. It’s fun.”

Williams was in town to visit family members, but made time to be part of an assembly at Turner Elementary.

Students in grades 1 through 5 learned there was a special guest waiting for them when they walked in the gymnasium.

“As soon as I knew I was like jumping around,” said fifth-grader Taylor Swift, a Williams fan. “Everybody was like, ‘calm down, Taylor.’” Swift makes a point of trying to watch Chargers games on television “every Sunday” because her favorite player is on the team.

“I knew that he went to this school, so that was really cool,” Swift said. “I know he’s famous.”

Not all of the students were as familiar with Williams, but you would never have guessed it based on their enthusiastic response watching a video of Williams’ NFL highlights as he sat with them on the gym floor.

They provided Williams with engaging banter and it didn’t matter to him if they knew who he was.

“One girl was talking about her cat and how it’s allergic to fleas. I don’t know if she knew,” Williams said. “Some of them did. They were talking about their dad’s favorite teams and stuff. It’s kind of cool just to hang out with them.”

After the video, Williams answered a few questions from Petersen about his life, took part in a suggested touchdown celebration dance courtesy of a group of students, gave high-fives to the children as they left the gym, and signed autographs during lunch.

Williams hopes he left a message with students that will resonate.

“No matter where you’re from, the size of the school doesn’t really matter,” he said. “It’s just if you get an opportunity make the best of it.”

Williams blossomed in his second NFL season after signing with the San Diego Chargers as an undrafted free agent out of Western Oregon University in May of 2015.

Last season he led the Chargers with 69 receptions for 1,059 yards and seven touchdowns and was a finalist for the VIZIO Top Value Performer, an award presented annually to the NFL player whose on-field performance most exceeds the value of their annual salary. Williams is entering the final year of a three-year, $1.575 million contract.

If Williams has another stellar season, he’ll likely receive a substantial raise. He would become a restricted free agent after the 2017 campaign.

“The money is obviously nice and it’s a big part of it, but I just love playing football,” Williams said. “I make plenty of money so I’m not worried about going out and making more. It’ll come.”

Petersen said Williams remains the same humble young man who was a three-sport athlete (football, basketball and track and field) when he was a sprinter at Cascade.

Williams now stands 6-foot-4 and 205 pounds, but weighed only 160 pounds coming out of high school and was not recruited by major colleges. He went on to become WOU’s career leader in receptions.

Despite long odds, Williams made the most of his opportunity in San Diego. He played on special teams early in his rookie season, spent two months on the practice squad, and returned to the active roster for the last seven games. His first NFL reception went for an 80-yard touchdown.

“He’s the perfect example for our community kids of what it means to dream big,” Petersen said.

In January, the Chargers finalized a move from San Diego to the Los Angeles area after months of speculation. The Los Angeles Chargers will play the next two seasons at the StubHub Center in Carson, California, before moving to a new stadium in Inglewood for the 2019 season.

Williams would have preferred if the Chargers stayed in San Diego, but he’s not complaining. As for his NFL future? Well, one excellent season has not made Williams feel like he’s arrived.

“It is crazy,” Williams said of his breakout season. “(But) I still feel like I have a lot to get better at.”

TYRELL WILLIAMS

Age: 25

Height/weight: 6-4, 205

Occupation: Wide receiver for the Los Angeles Chargers. Signed as an undrafted free agent in May of 2015.

Hometown: Salem

High School: Cascade

College: Western Oregon University

2016 season: Had a team-high 69 receptions for 1,059 yards and seven touchdowns, including three 100-yard games.

Of note: Williams' first NFL catch went for an 80-yard touchdown against the Denver Broncos. It was the longest first catch by a player in franchise history. … Finished his college career at Western Oregon as the school's career leader with 165 receptions, good for 2,792 yards and 21 TDs. … Was a three-time All-Great Northwest Conference selection.