

2017 TAMPA BAY BUCCANEERS

# MEDIA INFORMATION



VS



Game 4

**VS. NEW ENGLAND PATRIOTS**

**OCTOBER 5<sup>TH</sup> - 8:25 PM ET**



**SIEGE**  
**THE DAY**





TAMPA BAY BUCCANEERS

## 2017 WEEKLY PRESS RELEASE

COMMUNICATIONS

ONE BUCCANEER PLACE, TAMPA FLORIDA

TEL (813) 554-1311

FAX (813) 387-6317

TAMPA BAY  
**BUCCANEERS**

VS.

**PATRIOTS**

TAMPA BAY BUCCANEERS (2-1) VS. NEW ENGLAND PATRIOTS (2-2)

THURSDAY, OCTOBER 5, 8:25 P.M. ET

RAYMOND JAMES STADIUM (64,428)

NETWORK TELEVISION: CBS

PLAY-BY-PLAY: JIM NANTZ ANALYST: TONY ROMO SIDELINE: JAY FEELY & TRACY WOLFSON

BUCS RADIO: 98ROCK, FLAGSHIP STATION (WXTB-97.9 FM)

PLAY-BY-PLAY: GENE DECKERHOFF ANALYST: DAVE MOORE SIDELINE: T.J. RIVES

LAST GAME: TAMPA BAY WON VS. N.Y. GIANTS 25-23; NEW ENGLAND LOST VS. CAROLINA, 33-30



### ALL-TIME SERIES

New England leads the series 6-2, having won the last three meetings. The Patriots won the last matchup, 23-3, in 2013 in Foxboro. In 2009, New England recorded a 35-7 victory as the two teams faced off in London, the Buccaneers' first time playing out of the country in the regular season. In 2005, the Patriots hosted the Buccaneers and won 28-0. The Buccaneers won, 21-16, at New England in the 2000 season opener. The Buccaneers also won, 27-7, in 1997 in Tampa. The first meeting between the two clubs was in the Bucs' first season in 1976, a 31-14 New England win in Tampa. The Patriots also captured wins in 1985 (32-14 in Tampa), 1988 (10-7 in overtime in New England) and in 2005 (28-0 in New England).

### REGULAR SEASON SERIES BY THE NUMBERS

Overall Regular Season Series .....	New England leads series, 6-2
Home Record vs. New England Patriots .....	1-3
Road Record vs. New England Patriots .....	1-3
Current Streak .....	Patriots, three games (2005-13)
Buccaneers Longest Streak .....	Two games (1997-2000)
Patriots Longest Streak .....	Three games, twice, last (2005-13)
Regular Season Point Total .....	Buccaneers 93 – Patriots 182
Most Points, Buccaneers .....	27, Buccaneers 27-7 (1997)
Most Points, Patriots .....	35, Patriots 35-7 (2009)
Most Points, both teams .....	46, Patriots 32-14 (1985)
Fewest Points, Buccaneers .....	0, Patriots 28-0 (2005)
Fewest Points, Patriots .....	7, Buccaneers 27-7 (1997)
Fewest Points, both teams .....	17, Patriots 10-7 (1988)
Largest Win, Buccaneers .....	20 points, Buccaneers 27-7 (1997)
Largest Win, Patriots .....	28 points, Patriots 28-0 (2005)

### 2017 Schedule and Results (2-1)

DATE	OPPONENT (TV)	TIME/RESULT
	Bye Week	
9/17	CHICAGO (FOX)	W, 29-7
9/24	at Minnesota (FOX)	L, 34-17
10/1	N.Y. GIANTS (FOX)	W, 25-23
10/5	NEW ENGLAND (CBS/NFLN/Amazon)	8:25 PM
10/15	at Arizona (FOX)^	4:05 PM
10/22	at Buffalo (FOX)^	1:00 PM
10/29	CAROLINA (FOX)^	1:00 PM
11/5	at New Orleans (FOX)^	1:00 PM
11/12	N.Y. JETS (CBS)^	1:00 PM
11/19	at Miami (FOX)	1:00 PM
11/26	at Atlanta (FOX)^	1:00 PM
12/3	at Green Bay (FOX)^	1:00 PM
12/10	DETROIT (FOX)^	1:00 PM
12/18	ATLANTA (ESPN)	8:30 PM
12/24	at Carolina (FOX)	1:00 PM
12/31	NEW ORLEANS (FOX)^	1:00 PM

HOME GAMES IN ALL CAPS - All Times Eastern

^ Subject to Flexible Scheduling

### BUCCANEERS PR TWITTER AND MEDIA SITE

The Tampa Bay Buccaneers Communications staff is on Twitter: **@BuccaneersComms**, the department's official Twitter account, which provides media members with the latest updates on schedules and transactions, as well as notes and facts about the team and its activities.

For all of the team's publicity material, visit **media.buccaneers.com**. There, users will find updated statistics, game notes, bios, rosters, the 2017 Buccaneers Media Guide and more, plus the latest releases from the team.

**Nelson Luis**

Vice President of Communications  
nluis@buccaneers.nfl.com

**Michael Pehanich**

Sr. Communications Manager  
mpehanich@buccaneers.nfl.com

**Allen Barrett**

Communications Manager  
abarrett@buccaneers.nfl.com

**Chris King**

Communications Coordinator  
cking@buccaneers.nfl.com

**Brooke Skelley**

Communications Assistant  
bskelley@buccaneers.nfl.com

## STATISTICAL COMPARISON

A look at how the teams match up in the 2017 season rankings:

Category	Tampa Bay	New England
Total Offense	9th (362.3 ypg)	1st (423.8 ypg)
Rushing Offense	26th (84.7 ypg)	20th (95.5 ypg)
Passing Offense	3rd (277.7 ypg)	1st (328.3 ypg)
Total Defense	30th (394.3 ypg)	32nd (456.8 ypg)
Rushing Defense	6th (78.7 ypg)	26th (132.8 ypg)
Passing Defense	31st (315.7 ypg)	32nd (324.0 ypg)
Points Scored	t12th (23.7 ppg)	2nd (32.3 ppg)
Points Allowed	17th (21.3 ppg)	31st (32.0 ppg)
Sacks	32nd (1.0)	26th (8.0)
Sacks Allowed	t5th (5.0)	t24th (13.0)
Turnover Margin	t14th (0)	t4th (+4)
<b>Team Leaders</b>	<b>Tampa Bay</b>	<b>New England</b>
Rushing Yards	Jacquizz Rodgers (165)	Mike Gillislee (194)
Rushing Touchdowns	Jacquizz Rodgers (1)	Mike Gillislee (4 - t2nd, NFL)
Passer Rating	Jameis Winston (94.8 - 10th, NFL)	Tom Brady (116.6 - 2nd, NFL)
Passing Yards	Jameis Winston (864)	Tom Brady (1,399 - 1st, NFL)
Passing Touchdowns	Jameis Winston (6)	Tom Brady (10 - t1st, NFL)
Receptions	Mike Evans (19)	James White (22)
Receiving Yards	Mike Evans (227)	Rob Gronkowski (318 - 6th, NFL)
Receiving Touchdowns	C. Brate, M. Evans (2 - t7th, NFL)	Chris Hogan (4 - t2nd, NFL)
Tackles	Kendell Beckwith (22)	Devin McCourty (30)
Sacks	Noah Spence (1.0)	Trey Flowers (3.0)
Interceptions	K. Alexander, R. McClain (1 - t3rd, NFL)	Three tied (1)

## PLANNED WEEKLY MEDIA SCHEDULE

### MONDAY, OCTOBER 2

3:15 p.m. - Player Availability (Locker Room)

4:20 p.m. - NE HC Bill Belichick Conf. Call

### TUESDAY, OCTOBER 3

11:25 a.m. - QB Jameis Winston Media Availability

11:35 a.m. - DC Mike Smith Availability/Open Locker Room (45 minutes)

12:50 p.m. - Practice (Open first 30 minutes)

2:40 p.m. - HC Dirk Koetter Media Availability

2:50 p.m. - OC Todd Monken Media Availability

### WEDNESDAY, OCTOBER 4

No Media Availability

### THURSDAY, OCTOBER 5

8:25 p.m. - Tampa Bay Buccaneers vs. New England Patriots at Raymond James Stadium

### FRIDAY, OCTOBER 6

1:15 p.m. - Player Availability (Locker Room)

2:45 p.m. - HC Dirk Koetter Media Availability (Studio)

- ALL TIMES EASTERN -



## NOTES FROM LAST GAME

- Tampa Bay's defense forced a three-and-out on New York's opening possession, the first three-and-out on an opening possession for the Buccaneers defense since hosting New Orleans last season (12/11/16).

- After Tampa Bay's offense failed to record a first down, the Buccaneers pinned the Giants at their own three-yard line and forced another three-and-out. On the ensuing Tampa Bay possession, the Buccaneers drove 56 yards in four plays, lasting 2:01, highlighted by a 36-yard run from RB Jacquizz Rodgers. The drive concluded with a six-yard touchdown pass from QB **Jameis Winston** to WR **Mike Evans**.

- Evans now has two receiving touchdowns this season and 29 in his career, passing WR **Joey Galloway** for the third-most receiving touchdowns in team history.

### MOST RECEIVING TOUCHDOWNS - (Team History)

Rank	Player	TDs
1.	TE Jimmie Giles, 1978-86	34
2.	WR Kevin House, 1980-86	31
3.	<b>WR Mike Evans, 2014-Pres.</b>	<b>29</b>
4.	WR Joey Galloway, 2004-08	28
5.	WR Mark Carrier, 1987-92	27

- **Jacquizz Rodgers** finished the game with 108 yards from scrimmage, his third career game with at least 100 yards from scrimmage.

- On Tampa Bay's next possession, the team drove 70 yards in two plays, taking 57 seconds, after **Jameis Winston** connected with TE **O.J. Howard** on a 58-yard touchdown pass.

- Howard's 58-yard touchdown catch is the longest by a Buccaneers rookie since 2012 (Doug Martin, 64 yards at Minnesota, 10/25/12) and the fourth-longest touchdown catch ever by a Buccaneers tight end.

### LONGEST RECEIVING TOUCHDOWNS, TIGHT ENDS - (Team History)

Rank	Player	TD Yds
1.	Tyji Armstrong	12/6/92 vs. L.A. Rams 81
1.	Jimmie Giles	11/1/81 vs. CHI 81
3.	Jimmie Giles	9/1/79 vs. DET 66
4.	<b>O.J. Howard</b>	<b>10/1/17 vs. NYG 58</b>
5.	Ron Hall	9/9/90 at DET 54

- On Tampa Bay's final possession of the first half, the team drove 73 yards in 12 plays, taking 2:45 seconds, with K **Nick Folk** connecting on a 20-yard field goal.

- In the fourth quarter, Jameis Winston threw his third touchdown pass of the day, connecting with TE **Cameron Brate** from 14 yards, capping a four-play, 57-yard drive that lasted 1:41.

- Brate, who caught a touchdown at Minnesota, now has caught touchdown passes in consecutive games for the fourth time in his career. He has two touchdown receptions this season and 13 in his career, the third-most ever for a Buccaneers tight end.

### MOST TOUCHDOWN RECEPTIONS – TIGHT ENDS (TEAM HISTORY)

Rank	Player	TD
1.	Jimmie Giles (1978-86)	34
2.	Dave Moore (1992-2001, 2004-06)	24
3.	<b>Cameron Brate (2014-Pres.)</b>	<b>13</b>
4.	Kellen Winslow (2009-11)	12
5.	Calvin Magee (1985-88)	11
5.	Alex Smith (2005-08)	11

- Since the start of the 2016 season, Brate has 10 touchdown receptions, the most among NFL tight ends.

### 2016-17 NFL MOST TOUCHDOWN RECEPTIONS - Tight Ends

Rank	Player	Team	TD
1.	<b>Cam Brate</b>	<b>TB</b>	<b>10</b>
2.	Hunter Henry	SD	9
3.	Antonio Gates	SD	8
3.	Kyle Rudolph	MIN	8
5.	Martellus Bennett	GB	7
5.	Delanie Walker	TEN	7

- With Tampa Bay trailing 23-22, **Jameis Winston** led the Buccaneers on a nine-play, 59-yard drive to set up K **Nick Folk's** game-winning 34-yard field goal, Winston's fourth career fourth-quarter comeback and his seventh career game-winning drive (both per Pro-Football-Reference).

- Winston finished today's game going 22-of-38 for 332 yards, with three touchdowns and no interceptions, for a passer rating of 113.0, the sixth-highest mark of his career.

- Winston has thrown for at least 300 yards and two touchdowns in consecutive games for the second time in his career, joining Doug Williams as the only quarterbacks in franchise history to accomplish that feat multiple times.

- Winston now has six career games with at least three touchdown passes, tied for the second-most in franchise history. He also has seven career games with at least 300 passing yards, the fourth-most in franchise history.

- This is only the fifth time in team history that the quarterback has thrown for at least 300 yards with three touchdowns and no interceptions and the first since 2012 (Josh Freeman vs. New Orleans, 10/21/12).

- P **Bryan Anger** had a net average of 49.8 yards per punt, tying a franchise record for the highest net average of a punter with at least four punts (also Michael Koenen, 10/16/11, vs. New Orleans).

- Tampa Bay had four receivers with at least 60 yards receiving, the first time in team history that the team has had four different players reach that mark in the same game.

- Tampa Bay has won six consecutive home games, the team's longest streak since 2008 (six straight: 9/14/08 vs. ATL-11/3/08 vs. NO).

**Team**

- Tampa Bay has won six consecutive home games, tied for the second-longest streak in team history. With a win against New England, the team will have the longest home winning streak since 1999/2000 (eight straight: 9/26/99 vs. DEN-9/10/00 vs. CHI).
- Tampa Bay recorded 434 net yards against the Giants and, with 400 or more yards of offense against New England, would have consecutive games with at least 400 yards of offense for the first time since 2012 (four games: 10/14/12 vs. KC-11/4/12 at OAK).
- Tampa Bay had over 300 yards passing and over 100 yards rushing against the Giants and, with over 300 yards passing and over 100 yards rushing against New England, will have consecutive games matching those marks for only the second time in franchise history (also 10/14/12 vs. KC-10/21/12 vs. NO).
- Tampa Bay has registered at least 300 yards of offense in each of the past five games and, with at least 300 yards of offense against New England, would have the team's longest streak of games with at least 300 yards of offense since 2015/16 (12/17/15 at STL-9/25/16 vs. LAR).
- Tampa Bay has totaled at least 5,500 yards in each of the past two seasons, the longest such streak in team history. With at least 4,847 more yards this season, the team would extend that record.
- Tampa Bay has scored at least 325 points in each of the past two seasons, tied for the longest such streak in team history (also 2007-08). With at least 279 more points this season, the team will set a record for most consecutive seasons with at least 325 points.
- Tampa Bay totaled 29 takeaways in 2016 and, with at least 25 more takeaways this season, would have consecutive seasons with 29 or more takeaways for the first time since 2007-09.

**TE Cameron Brate**

- Brate caught a touchdown in each of the past two games and, with a touchdown reception against New England, would match his longest career streak of games with a touchdown reception, set last season.
- Brate has 91 career receptions. He needs five more to pass Ken Dilger (95 from 2002-04) for ninth-most, 11 more to pass Jerry Bell (101 from 1982-85) for eighth-most, 24 more to pass Calvin Magee (114 from 1985-88) for seventh-most, 39 more to pass Alex Smith (129 from 2005-08) for sixth-most and 47 more to pass Jackie Harris (137 from 1994-97) for the fifth-most receptions by a tight end in team history.
- Brate has 1,102 career receiving yards. He needs 117 more to pass Jerry Bell (1,218 from 1982-85) for eighth-most, 150 more to pass Alex Smith (1,252 from 2005-08) for seventh-most, 278 more to pass Calvin Magee (1,379 from 1985-88) for sixth-most and 533 more to pass Jackie Harris (1,634 from 1994-97) for the fifth-most receiving yards by a tight end in team history.

**LB Lavonte David**

- David has 18.0 career sacks, and needs 11 more to pass Broderick Thomas (26.5 from 1989-93) for the most sacks by a linebacker in franchise history.
- David has 10 career interceptions, and needs one more to pass Dave Lewis (10 from 1977-81) for second-most, and 15 more to tie Derrick Brooks (25 from 1995-2008) for the most interceptions by a linebacker in franchise history.
- David has two career defensive touchdowns and needs one more to tie for the fifth-most in franchise history (Donnie Abraham, Cedric Brown, Wayne Haddix, Ricky Reynolds, Aqib Talib and Richard Wood).

**WR Mike Evans**

- Evans has surpassed 1,000 receiving yards in each of his first three seasons and, with 1,000 or more receiving yards this season, will join A.J. Green (2011-14) and Randy Moss (1998-2001) as the only players in NFL history to record 1,000 or more receiving yards in each of their first four seasons. Evans would become the first player in franchise history to have four consecutive 1,000-yard receiving seasons and his four 1,000-yard receiving seasons would be the most by any player in team history.
- Evans has recorded 3,805 receiving yards in his first four seasons and needs 502 more this season to pass James Lofton (4,306 from 1978-81) for 10th-most, 526 more to pass Julio Jones (4,330 from 2011-14) for ninth-most, 609 more to pass T.Y. Hilton (4,413 from 2012-15) for eighth-most, 683 more to pass DeAndre Hopkins (4,487 from 2013-16) for seventh-most, 740 more to pass Larry Fitzgerald (4,544 from 2004-07) for sixth-most, 801 more to pass Anquan Boldin (4,605 from 2003-06) for fifth-most, 1,069 more to pass A.J. Green (4,874 from 2011-14) for fourth-most, 1,077 more to pass Jerry Rice (4,881 from 1985-88) for third-most, 1,283 more to pass Torrey Holt (5,088 from 1999-2002) and 1,592 more to pass Randy Moss (5,396 from 1998-2001) for the most receiving yards in a players' first four seasons since the 1970 NFL/AFL merger.
- Evans has recorded 29 receiving touchdowns in his first four seasons and with seven more this season, will tie Antonio Freeman (36 from 1995-98), Joey Galloway (36 from 1995-98) and Darryl Turner (36 from 1984-87) for eighth-most, eight more will tie Andre Rison (37 from 1989-92) for seventh-most, 11 more will tie Dez Bryant (40 from 2010-13) and John Jefferson (40 from 1978-81) for fifth-most, 12 more will tie Jimmy Graham (41 from 2010-13) for fourth-most, 15 more will tie Rob Gronkowski (42 from 2010-13) for third-most, 20 more will tie Jerry Rice (49 from 1985-88) for second-most and 24 more will tie Randy Moss (53 from 1998-2001) for the most receiving touchdowns in a players' first four seasons since the 1970 NFL/AFL merger.
- Evans has 29 career receiving touchdowns and needs two more to tie Kevin House (31 from 1980-86) for second-most and five more to tie Jimmie Giles (34 from 1978-86) for the most receiving touchdowns in franchise history.
- Evans has 29 touchdowns from scrimmage as a Buccaneer and needs two more to tie Kevin House (31 from 1980-86) for fourth-most, five more to tie Jimmie Giles (34 from 1978-86) for third-most and 17 more to tie James Wilder (46 from 1981-89) for the second-most touchdowns in franchise history.





## WHAT TO WATCH FOR

### **WR DeSean Jackson**

- Jackson has 47 receiving touchdowns in his career and needs three touchdowns more to reach 50 for his career.
- Jackson has four receiving touchdowns of 80 or more yards and needs one more to tie the NFL record of five, shared by Derrick Alexander, Lance Alworth, Bob Hayes and Jerry Rice.
- Jackson has 22 touchdowns of 60 or more yards (including returns) and needs one more to tie Jerry Rice (23) for the most total touchdowns of 60 or more yards in NFL history.
- Jackson has 26 career touchdowns of 50 or more yards and needs one more to tie Terrell Owens (27) for the third-most total touchdowns of 50 or more yards since the 1970 NFL merger.

### **DT Gerald McCoy**

- McCoy has five career multi-sack games and needs one more to tie David Logan (six from 1979-1986) for the fifth-most in franchise history and the third-most by a defensive tackle in team history.

### **QB Jameis Winston**

- Winston has thrown for over 300 yards in each of the past two games and, with 300 or more passing yards against New England, would tie for the longest streak of consecutive games with at least 300 passing yards in team history (Vinny Testaverde, three games: 10/22/89 at WAS-11/5/89 vs. CLE).
- Winston threw for three touchdowns against N.Y. Giants. With three or more passing touchdowns against New England, he would have consecutive games of at least three touchdown passes for the first time in his career and the first time for a Buccaneers quarterback since 2012 (Josh Freeman, 10/14/12 vs. KC-10/25/12 at MIN).
- Winston had a passer rating of 113.0 against N.Y. Giants and, with a passer rating of 110 or higher against New England, would have consecutive games with a passer rating of 110 or more for the second time in his career (last 10/11/15 vs. JAC-10/25/15 at WAS).
- Winston has recorded 56 touchdown passes through his first three seasons and needs seven more this season needs to tie Ryan Tannehill (63 from 2012-14) for 10th-most, eight more to tie Cam Newton (64 from 2011-13) for ninth-most, 10 more to tie Matt Ryan (66 from 2008-10) for eighth-most, 13 more to tie Blake Bortles (69 from 2014-16) for seventh-most, 16 more to tie Russell Wilson (72 from 2012-14) for sixth-most, 24 more to tie Andy Dalton (80 from 2011-13) for fifth-most, 25 more to tie Derek Carr (81 from 2014-16) for fourth-most, 29 more to tie Peyton Manning (85 from 1998-2000) for third-most, 30 more to tie Andrew Luck (86 from 2012-14) for second-most and 42 more to tie Dan Marino (98 from 1983-85) for the most passing touchdowns by a player from their rookie season through their third season.

### **QB Jameis Winston (Cont.)**

- Winston has 8,996 passing yards through his first two seasons and needs 1,211 more to pass Joe Flacco (10,206 from 2008-10) for 10th-most, 1,561 more to pass Drew Bledsoe (10,556 from 1993-95) for ninth-most, 2,199 more to pass Derek Carr (11,194 from 2014-16) for eighth-most, 2,246 more to pass Blake Bortles (11,241 from 2014-16) for seventh-most, 2,257 more to pass Ryan Tannehill (11,252 from 2012-14) for sixth-most, 2,304 more to pass Cam Newton (11,299 from 2011-13) for fifth-most, 2,365 more to pass Andy Dalton (11,360 from 2011-13) for fourth-most, 2,436 more to pass Dan Marino (11,431 from 1983-85) for third-most, 3,292 more to pass Peyton Manning (12,287 from 1998-2000) for second-most and 3,962 more to Andrew Luck (12,957 from 2012-14) for the most passing yards by a player from their rookie season through their third season.
- Winston has 56 career touchdown passes and needs five more to tie Steve DeBerg (61 from 1984-87, 1992-93) for sixth-most, eight more to tie Brad Johnson (64 from 2001-04) for fifth-most, 14 more to tie Trent Dilfer (70 from 1994-99) for fourth-most, 17 more to tie Doug Williams (73 from 1978-82) for third-most, 21 to tie Vinny Testaverde (77 from 1987-92) for second-most and 24 more to tie Josh Freeman (80 from 2009-13) for the most passing touchdowns in franchise history.
- Winston has 8,996 career passing yards and needs 444 more to pass Steve DeBerg (9,439 from 1984-87, 1992-93) for sixth-most, 1,945 more to pass Brad Johnson (10,940 from 2001-04) for fifth-most, 3,652 more to pass Doug Williams (12,648 from 1978-82) for fourth-most and 3,973 more to pass Trent Dilfer (12,969 from 1994-99) for the third-most passing yards in franchise history.

## HEAD TO HEAD

### New England lead 6-2

Season	Result	Site
1976	L, 31-14	Tampa
1985	L, 32-14	Tampa
1988	L, 10-7 (OT)	New England
1997	W, 27-7	Tampa
2000	W, 21-16	New England
2005	L, 28-0	New England
2009	L, 35-7	London
2013	L, 23-3	New England

## LAST REGULAR SEASON MEETING

### New England 23, Tampa Bay 3 (September 22 2013)

FOXBOROUGH, MASS. — In their Week 3 contest at the New England Patriots, the Tampa Bay Buccaneers were unable to produce offensively, losing the matchup 23-3. After winning the coin toss and electing to defer, the Buccaneers defense took the field and forced the Patriots to punt after linebacker Lavonte David and safety Mark Barron sacked quarterback Tom Brady for a loss of nine yards on third-and-2. Tampa Bay quarterback Josh Freeman completed a 28-yard pass to wide receiver Mike Williams on the first play of the next drive, but, moving into New England territory, the Buccaneers failed to score following a missed field goal by kicker Rian Lindell. The Buccaneers defense then forced another punt, giving Freeman a chance to move downfield to the New England 12, despite starting the drive at the Tampa Bay 12. Lindell attempted a 30-yard field goal which was good, putting the Buccaneers up 3-0 near the end of the first quarter. New England punted on its next possession, followed by the Buccaneers turning the ball over on downs. Brady converted fourth-and-2 to sustain the next New England drive, eventually scoring on a 16-yard touchdown pass to wide receiver Kenbrell Thompkins. On fourth-and-1 from the New England 38, the Buccaneers attempted to convert, but running back Doug Martin fell short, and the Patriots regained possession and again made the most of the situation, putting together a 62-yard drive that ended with another touchdown reception by Thompkins, bringing the score to 14-3. Freeman was intercepted near midfield on the ensuing drive, and New England capitalized with a 53-yard field goal by kicker Stephen Gostkowski as the second quarter expired. The Buccaneers punted to open the second half, and the Patriots drove all the way to the Tampa Bay 6 and were in position to score before Barron nabbed Brady's pass in the end zone for a touchback. However, the Buccaneers were held to a punt on the next drive and the Patriots managed to increase their lead to 20-3 following a 46-yard Gostkowski field goal. Tampa Bay then turned the ball over on downs once more, which led to New England scoring on another field goal, taking their lead to 23-3, the score upon which the game would end.

## REGULAR SEASON SERIES HIGHLIGHTS

After taking a 14-7 halftime advantage, the Buccaneers were outscored by the Patriots 24-0 falling 31-14 in their inaugural season (12/12/76)... Bucs took 14-0 lead before falling 32-14 to Patriots (10/27/85)... With 6:15 left in the fourth quarter, Bucs QB **Steve Spurrier** was intercepted by LB **Sam Hunt** who returned it 68 yards for a touchdown and a 21-14 Patriots lead... WR **Mark Carrier** caught 15-yard touchdown pass from QB **Vinny Testaverde** with 2:09 left sending the game into OT (12/11/88)... Patriots K **Jason Stauder** kicks 27-yard field goal in OT for 10-7 Patriots win... Bucs outgain the Patriots 343 yards to 168 yards while picking up five sacks in a dominating 27-7 victory (11/16/97)... FB **Mike Alstott** paced the team with 16 rushes for 91 yards and a touchdown while also adding three receptions for 35 yards... The Buccaneers sacked Patriots' QB **Drew Bledsoe** six times and outrushed the Patriots 140 yards to 88 yards in a 21-16 victory (9/3/00)... The Bucs were outgained 336 yards to 138 yards and QB **Chris Simms** was sacked seven times in their first shutout loss since 1999 (12/17/05)... WR **Ike Hilliard** had five catches for 50 yards recording his 400th career reception and Patriots QB **Tom Brady** threw for 258 yards and three touchdowns (12/17/05)... On the first drive of the game, Buccaneers QB **Josh Freeman** was intercepted by Patriots S **Brandon Meriweather** who then ran 39 yards for a touchdown (10/25/09)... Patriots QB **Tom Brady** threw two touchdown passes and New England's defense limited Tampa Bay to just three points in a 23-3 victory (9/22/13).

## AGAINST THE OPPOSITION

Below are highlights of how selected Buccaneers have performed during their careers against the New England Patriots.

**DE Robert Ayers:** As a member of the Denver Broncos, recorded a sack of Tom Brady in the AFC Championship Game (1/19/14), as Denver won to advance to Super Bowl XLVIII... While with the New York Giants, registered a sack and a forced fumble on Brady (11/15/15).

**LB Lavonte David:** Recorded nine tackles and a half-sack (9/22/13).

**QB Ryan Fitzpatrick:** Has faced the Patriots 11 times in his career, completing 238-of-388 passes (61.3 pct.) for 3,035 yards with 20 touchdowns and 19 interceptions for an 82.6 passer rating... Helped lead the Jets to an overtime victory after going 26-of-41 (63.4 pct.) for 296 yards and three touchdowns, with no interceptions, for a 109.4 passer rating (12/27/15)... Recorded a passer rating of 115.2 in 2016 (11/27/16), after going 22-of-32 (68.8 pct.) for 269 yards with two touchdowns.

**K Nick Folk:** Has played 14 regular season career games against New England, connecting on 26-of-32 field goals (81.3 pct.) and all 24 extra point attempts... Made all four field goal attempts and added two extra points to help score 14 of the Jets' 26 points in an overtime loss (10/21/12)... Connected on a 42-yard field goal in overtime to defeat New England (10/20/13), his third made field goal on the day.

# REGULAR SEASON SUPERLATIVES VS. NEW ENGLAND

## INDIVIDUAL SINGLE-GAME HIGHS VS. NEW ENGLAND

### RUSHING YARDS

Yards	Player	Game
101	W. Howard	@ 12/11/88
91	M. Alstott	vs. 11/16/97
88	D. Martin	@ 9/22/13
62	J. Wilder	vs. 10/27/85
58	E. Williams	vs. 12/12/76

### RUSHING TOUCHDOWNS

Number	Player	Game
2	M. Alstott	@ 9/3/00
1	4 times, last E. Rhett	vs. 11/16/97

### PASSING YARDS

Yards	Player	Game
236	J. Freeman	@ 9/22/13
209	T. Dilfer	vs. 11/16/97
167	S. King	@ 9/3/00
156	J. Johnson	vs. 10/25/09*
155	C. Simms	@ 12/17/05

### PASSING TOUCHDOWNS

Number	Player	Game
1	6 times, last J. Johnson	vs. 10/25/09*

### RECEPTIONS

Number	Player	Game
5	2 times, last M. Williams	@ 9/22/13
4	8 times, last K. Winslow	vs. 10/25/09*
3	11 times, last E. Page	@ 9/22/13
2	14 times, last K. Ogletree	@ 9/22/13
1	19 times, last B. Leonard	@ 9/22/13

### RECEIVING YARDS

Yards	Player	Game
90	M. Carrier	@ 12/11/88
67	J. Green	@ 9/3/00
65	M. Williams	@ 9/22/13
64	K. Johnson	@ 9/3/00
63	S. Stroughter	vs. 10/25/09*

### RECEIVING TOUCHDOWNS

Number	Player	Game
1	6 times, last A. Bryant	vs. 10/25/09*

## TEAM SINGLE-GAME HIGHS VS. NEW ENGLAND

### FIRST DOWNS

Number	Game
21	vs. 11/16/97
17	@ 9/3/00
14	3 times, last @ 12/11/88
12	@ 12/17/05
10	vs. 10/25/09*

### TOTAL NET YARDS

Yards	Game
343	vs. 11/16/97
296	@ 9/3/00
268	vs. 12/12/76
262	@ 12/11/88
240	vs. 10/25/09*

### NET YARDS RUSHING

Yards	Game
141	vs. 11/16/97
140	@ 9/3/00
135	vs. 12/12/76
131	@ 12/11/88
89	vs. 10/25/09*

### NET YARDS PASSING

Yards	Game
202	vs. 11/16/97
156	@ 9/3/00
151	vs. 10/25/09*
133	vs. 12/12/76
131	@ 12/11/88

### RUSHING TOUCHDOWNS

Number	Game
2	2 times, last @ 9/3/00
1	2 times, last vs. 10/27/85

### PASSING TOUCHDOWNS

Number	Game
1	6 times, last vs. 10/25/09*

\*Game played in London, England at Wembley Stadium as part of the NFL International Series



## CONNECTIONS

### FORMER BUCCANEERS

- Patriots Pro Scout **Steve Cargile** spent time in Tampa Bay during his playing career (2009).
- Patriots Head Athletic Trainer **Jim Whalen** was the director of rehabilitation for the Buccaneers (2000-01).

### FORMER PATRIOTS

- Buccaneers General Manager **Jason Licht** spent three seasons as the director of pro personnel for the New England Patriots (2009-11) during which the team won three division titles and made it to the Super Bowl (2011).
- Buccaneers DT **Sealver Siliga** spent three seasons in New England (2013-15).

### STAFF CONNECTIONS

- Buccaneers DE **Robert Ayers** (2009-13) and DT **Chris Baker** (2009) both played for the Broncos when Patriots Offensive Coordinator and Quarterbacks Coach **Josh McDaniels** was the head coach in Denver.

### NEW ENGLAND AREA TIES

- Buccaneers Defensive Quality Control Coach **Dave Boronzi** is a native of Everett, Massachusetts.
- Buccaneers DT **Chris Baker** is a native of Windsor, Connecticut and played collegiately at Hampton.
- Buccaneers TE **Cameron Brate** played collegiately at Harvard.
- Buccaneers QB **Ryan Fitzpatrick** played collegiately at Harvard.
- Buccaneers CB **Robert McClain** played collegiately at Connecticut.

### FLORIDA TIES

- Patriots Tight Ends Coach **Nick Caley** was the secondary coach at Florida Atlantic.
- Patriots WR **Phillip Dorsett** played collegiately at Miami.
- Patriots RB **Mike Gillislee** is a native of DeLand and played collegiately at Florida.
- Patriots RB **James White** is a native of Ft. Lauderdale.

### FORMER NFL TEAMMATES

- Buccaneers S **T.J. Ward** and Patriots CB **Johnson Bademosi** were teammates in Cleveland (2012-13).
- Buccaneers DT **Clinton McDonald** (2011-13) and G **J.R. Sweezy** (2012-15) were teammates with Patriots DE **Alan Branch** (2011-12) and DE **Cassius Marsh** (2014-16) in Seattle. **Branch** also played alongside Buccaneers LS **Garrison Sanborn** in Buffalo (2013).
- Buccaneers WR **DeSean Jackson** (2008-13) played alongside Patriots S **Patrick Chung** (2013) and RB **Dion Lewis** (2011-12) in Philadelphia (2013).
- Buccaneers CB **Brent Grimes** and Patriots RB **Mike Gillislee** were teammates in Miami (2013).
- **Sanborn** (2009-16) played alongside Patriots CB **Stephon Gilmore** (2012-16), WR **Chris Hogan** (2012-15), DE **Alan Branch** (2013) and **Gillislee** (2015-16) in Buffalo.
- Buccaneers LB **Cameron Lynch** and Patriots RB **Malcom Brown** played together for the St. Louis Rams (2015).
- Buccaneers K **Nick Folk** (2010-16) and QB **Ryan Fitzpatrick** (2015-16) were teammates with Patriots LB **David Harris** (2007-16) for the New York Jets.
- Buccaneers DE **Will Clarke** played alongside Patriots RB **Rex Burkhead** and LB **Marquis Flowers** in Cincinnati (2014-16).

### FORMER COLLEGE TEAMMATES

- Buccaneers WR **Adam Humphries** and Patriots TE **Dwayne Allen** were teammates at Clemson (2011).
- Buccaneers S **T.J. Ward** and Patriots S **Patrick Chung** were teammates at Oregon (2005-08).
- Buccaneers LB **Lavonte David** and Patriots RB **Rex Burkhead** were teammates at Nebraska (2010-11).
- Buccaneers DT **Clinton McDonald** and Patriots K **Stephen Gostkowski** were teammates at Memphis (2005).
- Buccaneers G **J.R. Sweezy** and Patriots G **Joe Thuney** were teammates at North Carolina State (2011).
- Buccaneers RB **Peyton Barber** (2013-15) played alongside Patriots DB **Jonathan Jones** (2012-15) and DB **Brandon King** (2013-14) at Auburn.
- Buccaneers OL **Caleb Benenoch** and Patriots DE **Cassius Marsh** were teammates at UCLA (2013).



Dirk Koetter was named the 11th head coach in franchise history on January 15, 2016, after serving as offensive coordinator in 2015.

In his first season as an NFL head coach, Koetter led Tampa Bay to a 9-7 record, the team's most wins since 2010 and the second-most wins by any coach in their first season with the Buccaneers (Jon Gruden – 12).

Over the past two seasons, Koetter has helped guide the Buccaneers to one of the NFL's top offenses, ranking ninth in yards per game (361.1), having the sixth-highest third-down conversion rate (42.8 pct.) and totaling the sixth-most first downs (676) during that timeframe. The Buccaneers set a franchise record for third-down conversion rate in 2016 at 43.9 pct. Tampa Bay has posted consecutive seasons with at least 5,500 yards of offense for the first time in franchise history. The team has scored at least 340 points in each of the past two seasons, the first time they have reached that mark in back-to-back years. After scoring 342 points (sixth-most in team history) and 37 touchdowns (ninth-most) in 2015, the Buccaneers increased those numbers in 2016, scoring 354 points (fourth-most) and 41 touchdowns (third-most).

In 2016, Koetter continued to help with the development of quarterback Jameis Winston, who set single-season franchise records for passing yards (4,090) and passing touchdowns (28). Winston became the youngest player to throw for 50 touchdowns in NFL history and the first player in league history to throw for at least 4,000 yards in each of his first two seasons. Winston has the second-most passing yards by any player through their first two seasons and the fifth-most passing touchdowns.

Much of Winston's success came from throwing to wide receiver Mike Evans, who earned his first career Pro Bowl nod after recording 96 catches for 1,321 yards and 12 touchdowns. His 12 touchdown receptions tied Evans' own franchise record and tied for the second-most in the NFL in 2016, while his 1,321 receiving yards were the third-most in a season in team history and the fourth-most in the league last year. Evans' 96 receptions are the second-most ever by a Buccaneer and ranked sixth in the NFL last season.

The 2016 season also saw a breakout performance from tight end Cameron Brate, who tied for the NFL lead in touchdown catches by a tight end, with eight, which matched the highest mark ever by a Buccaneers tight end (Jimmie Giles, 1985). Brate was second on the team in both receptions (57) and receiving yards (660), both of which ranked in the top 10 in Buccaneers history for tight ends.

Koetter's first season also saw a defensive improvement, with the Buccaneers recording 29 takeaways, the third-highest mark in the NFL and an improvement from 23 the previous season. After allowing 26.1 points per game in 2015 (26th in the league), the 2016 team allowed only 23.1 points per game (15th in the league). Tampa Bay punter Bryan Anger also had the best punting season in team history in 2016, setting franchise records for punts inside the 20 (37 – tied for the third-most in the NFL) and net punting average (42.7, the fourth-best mark in the NFL).

In his first season with Tampa Bay (2015), Koetter helped pilot one of the most successful offenses in the NFL and one of the best in team history. The team set the franchise records for total yards (6,014 – 357.0 per game), while posting the second-most rushing yards (2,162 – 135.1 per game), the then-second-most passing yards (3,852 – 240.8 per game), along with the then-fifth-most total points (342 – 21.4 per game). Tampa Bay ranked fifth in the NFL in yards per game (375.9), fifth in rushing yards per game (135.1) and second in the league in rush average (4.75). It marked the first time in franchise history that the Buccaneers have finished in the top five in total offense.

Much of Tampa Bay's offensive success in 2015 came at the hands of rookie quarterback Jameis Winston, who accounted for 28 total touchdowns (22 passing, six rushing). Koetter also helped guide Winston to 4,042 passing yards, which were the second-most in a single season in team history and the third-most by a rookie in NFL history. Winston's 22 passing touchdowns were tied for the fourth-most in a single season in team history and the fourth-most by a rookie in NFL history. His six rushing touchdowns and 28 combined touchdowns were the most in a single season by a Buccaneers quarterback, while his 28 total touchdowns were tied for the third-most by a rookie in NFL history.

Prior to Koetter's arrival, the Buccaneers ranked 29th in rushing and tied for 29th in sacks allowed in 2014. In 2015, under Koetter's guidance, the unit completed an impressive turnaround. Despite starting two rookies on the offensive line, Tampa Bay still managed to block for the NFL's second-leading rusher (Doug Martin – 1,402 yards) and tied for the fourth-fewest sacks in the league. While Martin was a large part of the team's success running the ball, he was aided by running back Charles Sims, who totaled 1,090 scrimmage yards (107 rushes for 529 yards, 51 catches for 561 yards). Sims averaged 6.9 yards per touch, the most by any player in the NFL with at least 150 touches since 2011 (Darren Sproles in 2011, 7.6 avg.). Martin and Sims' combined 2,566 yards from scrimmage were the most by a running back duo in the NFL in 2015 and set a franchise record for backfield teammates.

Koetter also played a key role in revamping the Buccaneers' passing game. Part of the team's success passing the ball came from targeting top wide receiver Mike Evans, who caught 74 passes for 1,206 yards. His 1,206 yards are the seventh-most in a single season in team history and stood as the 11th-most in the league in 2015. Sims' 561 receiving yards were the fourth-most by a running back in the NFL in 2015, while his four receiving touchdowns set a franchise record and tied for the second-most in the league by a running back.



## DIRK KOETTER

Koetter joined the Buccaneers after three seasons working as the offensive coordinator for the Atlanta Falcons (2012-14). During his three seasons with Atlanta, the team cumulatively ranked second in the NFL in completion percentage (67.4), third in third-down conversion percentage (44.1), fourth in passing yards (277.2 per game), ninth in passing touchdowns (86), ninth in passer rating (93.9), 10th in points (24.0 per game) and 10th in total yardage (363.5 per game), while posting the second-fewest penalties (243) and penalty yards (2,043), seventh-fewest turnovers (69) and the ninth-lowest interception percentage (2.4) in the league. Koetter was part of the Falcons staff that went 13-3 in 2012 and played in the NFC Championship Game.

Under Koetter, Falcons quarterback Matt Ryan posted three of the four highest passing yardage seasons in franchise history to that point, as well as three of the five highest completion percentage seasons. In 2012, Ryan set then-franchise records and personal bests in passing yards (4,719), completion percentage (68.6) and passing touchdowns (32), while recording the second-highest passer rating mark in Falcons history (99.1). Atlanta wide receivers also flourished under Koetter, with Julio Jones setting a then-franchise record and ranking third in the NFL in receiving yards in 2014 with 1,593 yards. In those three seasons, the Falcons had a different player lead the team in receiving yards each season (Roddy White, 2012; Harry Douglas, 2013; Jones, 2014).

While Koetter was in charge of the Falcons' offense, he coached three players to Pro Bowl appearances (Julio Jones, 2012, 2014; Tony Gonzalez, 2012-13; Matt Ryan, 2012), with Gonzalez earning first-team All-Pro honors in 2012. In his first season with Koetter in 2012, Gonzalez set a franchise record for receiving yards by a tight end, recording 93 catches for 930 yards – the most he had recorded in either category since 2008. That same season, Jones and White combined for 2,549 receiving yards, the most by a duo in the NFL.

Prior to joining the Falcons, Koetter spent five seasons as the offensive coordinator of the Jacksonville Jaguars (2007-11). In his five years with the Jaguars, the team cumulatively ranked third in the NFL in rushing yards (132.0 per game) and sixth in rushing average (4.41). Koetter's Jacksonville offenses also showed a penchant for taking care of the football, tallying the seventh-fewest turnovers in the league during that time.

Koetter had immediate success in Jacksonville, with his 2007 team setting franchise records in points (25.7 per game, sixth in the NFL) and total offense (357 yards per game, seventh in the NFL). In his first season as the starter, quarterback David Garrard ranked third in the NFL and set a franchise record in passer rating (102.2), throwing a league-low three interceptions, while leading the team to a Wild Card playoff berth and a win over the Pittsburgh Steelers. In 2008, Garrard threw for a career-best 3,620 yards and in 2010 he tossed 23 touchdowns, a career high and a franchise record.

While with the Jaguars, Koetter coached four different players to six Pro Bowl selections, including running back Maurice Jones-Drew, who earned three trips to the Pro Bowl and led the NFL in rushing in 2010 en route to earning an All-Pro selection. Koetter also helped tight end Mercedes Lewis earn a Pro Bowl berth following the 2010 season, when Lewis caught 10 touchdown passes, then tied for the most in a season in Jaguars history.

Before joining the Jaguars, Koetter spent 22 years at the collegiate level, the final six as the head coach at Arizona State (2001-06). In his six seasons with the Sun Devils, Koetter led the team to four bowl games, posting a 40-34 record. Working as both the head coach and offensive coordinator, he helped Arizona State average nearly 30 points per game over six seasons, while ranking in the top 20 in the nation in passing offense in five of his six years. In addition, five of the six Sun Devil teams during Koetter's tenure produced a 1,000-yard receiver and quarterbacks that threw for 20 or more touchdowns in five of six seasons.

Koetter's first head coaching opportunity came at Boise State, where he spent three seasons (1998-2000), finishing with a 26-10 record and two consecutive bowl wins. He was a two-time Big West Coach of the Year and two-time conference champion.

A native of Pocatello, Idaho, Koetter played collegiately at Idaho State (1978-81), helping his team to a Division I-AA national championship as a senior. He graduated with a bachelor's degree in physical education and earned a master's in athletic administration a year later. After getting his master's, he became the head coach at Highland (Idaho) High School, where he worked from 1983-84, going 19-4 and winning the 1984 state championship.

In 1985, Koetter worked as the offensive coordinator at San Francisco State and from 1986-88 was the offensive coordinator and quarterbacks coach at the University of Texas El-Paso. He then served as offensive coordinator/quarterbacks coach at Missouri from 1989-93 and offensive coordinator at Boston College (1994-95) and Oregon (1996-97).

Koetter, 58, and his wife, Kim, have two daughters, Kaylee and Kendra, and two sons, Derek and Davis.

### DIRK KOETTER COACHING CAPSULE

**Coaching Years in NFL:** 11th year (2nd as Head Coach)

**Buccaneers Head Coach:** 2nd year

**Regular Season Record:** 11-8 (.579)

**Postseason Record:** 0-0 (N/A)



## ASSISTANT COACHES

### OFFENSE



Offensive Coordinator/Wide Receivers Coach **Todd Monken**

- **Experience:** 6th Year NFL, 2nd Year Buccaneers
- **Notes:** Tampa Bay averaged 346.4 yards per game in 2016, the third-highest mark in team history, while scoring 22.1 points per game, the fourth-most in team history.
- **Gameday Location:** Field



Quarterbacks Coach **Mike Bajakian**

- **Experience:** 6th Year NFL, 3rd Year Buccaneers
- **Notes:** QB Jameis Winston set single-season franchise records in passing yards (4,090) and passing touchdowns (28) in 2016.
- **Gameday Location:** Field



Assistant Offensive Line **Butch Barry**

- **Experience:** 3rd Year NFL, 3rd Year Buccaneers
- **Notes:** Helped coach a unit that saw second-year players guard Ali Marpet and tackle Donovan Smith each play every single snap for the Buccaneers.
- **Gameday Location:** Coaching Booth



Offensive Assistant **Skyler Fulton**

- **Experience:** 1st Year NFL, 1st Year Buccaneers
- **Notes:** Fulton, who worked with the Buccaneers in the 2016 preseason and during the final weeks of the regular season, is in his first full season as a coach with the team.
- **Gameday Location:** Field



Offensive Quality Control **Zack Grossi**

- **Experience:** 4th Year NFL, 4th Year Buccaneers
- **Notes:** After spending time with the personnel department (2014-15) and as assistant to the head coach (2016), Grossi is in his first season as offensive quality control.
- **Gameday Location:** Coaching Booth



Running Backs Coach **Tim Spencer**

- **Experience:** 13th Year NFL, 4th Year Buccaneers
- **Notes:** Helped coach Jacquizz Rodgers to a career-high and team-leading 560 rushing yards, including his first two career 100-yard games, in 2016.
- **Gameday Location:** Field



Tight Ends Coach **Ben Steele**

- **Experience:** 5th Year NFL, 4th Year Buccaneers
- **Notes:** In his first season as the tight ends coach in 2017, after spending the previous three seasons as offensive quality control with the Buccaneers.
- **Gameday Location:** Field

### OFFENSE (CONT.)



Run Game Coordinator/Offensive Line Coach **George Warhop**

- **Experience:** 22nd Year NFL, 4th Year Buccaneers
- **Notes:** Helped coach an offense that converted a franchise-record 43.9 percent of third-down attempts, the sixth-highest mark in the NFL..
- **Gameday Location:** Field



Asst. Wide Receivers Coach/Game Management **Andrew Weidinger**


- **Experience:** 10th Year NFL, 2nd Year Buccaneers
- **Notes:** WR Mike Evans had career highs in receptions (96), receiving yards (1,321) and receiving touchdowns (12), earning his first career Pro Bowl selection..
- **Gameday Location:** Coaching Booth

### DEFENSE



Defensive Coordinator **Mike Smith**

- **Experience:** 18th Year NFL, 2nd Year Buccaneers
- **Notes:** Forced 29 takeaways last season, the third-highest mark in the NFL, including 17 interceptions, the fourth-most in the league.
- **Gameday Location:** Coaching Booth



Defensive Quality Control **Dave Borgonzi**

- **Experience:** 7th Year NFL, 4th Year Buccaneers
- **Notes:** Assisted a Buccaneers' defense that held opponents to a league-low 34.4 percent third-down conversion rate, the best mark by a Buccaneers defense since 2003.
- **Gameday Location:** Coaching Booth



Defensive Assistant **Danny Breyer**

- **Experience:** 3rd Year NFL, 2nd Year Buccaneers
- **Notes:** Breyer spent the 2016 season as a football analytics assistant. He is in his first season as a defensive assistant in 2017.
- **Gameday Location:** Field



Linebackers Coach **Mark Duffner**

- **Experience:** 21st Year NFL, 2nd Year Buccaneers
- **Notes:** LB Lavonte David was voted as a Pro Bowl alternate, while tying for the NFL lead in tackles for loss, with 17.
- **Gameday Location:** Field



Defensive Line Coach **Jay Hayes**

- **Experience:** 19th Year NFL, 2nd Year Buccaneers
- **Notes:** DT Gerald McCoy earned his fifth consecutive Pro Bowl selection after recording a team-leading 7.0 sack, the fourth-most in the NFL among defensive tackles.
- **Gameday Location:** Field

## ASSISTANT COACHES (CONT.)

### DEFENSE (CONT.)



Secondary Coach **Jon Hoke**

- **Experience:** 15th Year NFL, 2nd Year Buccaneers
- **Notes:** Tampa Bay's secondary was responsible for 14 of the team's 17 interceptions, with CB Brent Grimes and S Keith Tandy tying for the team lead in interceptions with four.
- **Gameday Location:** Field



Defensive Backs Coach **Brett Maxie**

- **Experience:** 17th Year NFL, 2nd Year Buccaneers
- **Notes:** CB Brent Grimes was named a Pro Bowl alternate in 2016, after leading the NFL in passes defended, with 24.
- **Gameday Location:** Coaching Booth



Assistant Defensive Line Coach **Paul Spicer**

- **Experience:** 5th Year NFL, 3rd Year Buccaneers
- **Notes:** Assisted in the development of rookie DE Noah Spence, who notched 5.5 sacks and three forced fumbles in his debut campaign.
- **Gameday Location:** Coaches Booth

### SPECIAL TEAMS



Special Teams Coordinator **Nate Kaczor**

- **Experience:** 9th Year NFL, 1st Year Buccaneers
- **Notes:** P Bryan Anger set Buccaneers records for both punts inside the 20 (37) and net punting average (42.7).
- **Gameday Location:** Field



Assistant Special Teams Coach **Carlos Polk**

- **Experience:** 8th Year NFL, 4th Year Buccaneers
- **Notes:** During Polk's first three seasons as assistant special teams coach (2014-16), Tampa Bay has allowed only 5.5 yards per punt return, the lowest mark in the league during that time.
- **Gameday Location:** Field

## ACTIVE ROSTER BREAKDOWN

**Oldest Buccaneer:** QB Ryan Fitzpatrick, 34, born 11/24/1982  
**Youngest Buccaneer:** WR Chris Godwin, 21, born 2/27/1996  
**Tallest Buccaneer:** T Demar Dotson, 6-9  
**Shortest Buccaneers:** RB Jacquizz Rodgers, 5-6  
**Heaviest Buccaneer:** DT Sealver Siliga, 345  
**Lightest Buccaneer:** WR DeSean Jackson, WR Bernard Reedy, 175  
**Most Seasons as a Buccaneer:** T Demar Dotson, 9, joined in 2009  
**Most NFL Seasons:** 13: QB Ryan Fitzpatrick

**Former First-Round Picks:** 7, R. Ayers (18th), M. Evans (7th), V. Hargreaves III (11th), O.J. Howard (19th), G. McCoy (3rd), J. Winston (1st)

**Former Pro Bowlers:** 8: M. Evans, B. Grimes, L. David, D. Jackson, D. Martin, G. McCoy, T.J. Ward, J. Winston

**Buccaneers with SB Exp.:** 7:  
 R. Ayers (XLIX w/DEN); R. McClain (50 w/CAR);  
 C. McDonald (XLVIII w/SEA); S. Siliga (XLIX w/NE);  
 E. Smith (XLV w/GB); J.R. Sweezy (XLVIII & XLIX w/SEA)  
 T.J. Ward (50 w/DEN)

**College With Most Buccaneers:**  
 Florida State & West Virginia tied, 3 each

**Conference With Most Buccaneers:** SEC, 11:  
 Alabama (O.J. Howard), Auburn (Peyton Barber),  
 Florida (Vernon Hargreaves), LSU (Kwon Alexander, Kendall Beckwith)  
 Missouri (Jacquies Smith), Tennessee (Robert Ayers, Luke Stocker),  
 Texas A&M (Justin Evans, Mike Evans)

**Buccaneers not from Division I:** 4  
 TE Antony Auclair (Laval); CB Brent Grimes (Shippensburg);  
 G Ali Marpet (Hobart); T Leonard Wester (Missouri Western)

**State that produced most Buccaneers:** Florida, 9:  
 Lavonte David (Miami), Javien Elliott (Panama City)  
 Nick Folk (Hollywood), Adarius Glanton (Bartow)  
 Vernon Hargreaves III (Tampa), Kevin Pamphile (Miami)  
 Bernard Reedy (St. Petersburg), Josh Robinson (Sunrise)  
 Garrison Sanborn (Tampa)

### TEAM CAPTAINS

#### Offense

Mike Evans (1st year)  
 Jameis Winston (2nd year)

#### Defense


Kwon Alexander (1st year)  
 Lavonte David (4th year)  
 Gerald McCoy (6th year)

#### Special Teams

Josh Robinson (1st year)



## BILL BELICHICK



Bill Belichick is in his 43rd season as an NFL coach and his 18th season as head coach of the New England Patriots.

Belichick won his fifth Super Bowl as head coach of the Patriots in 2016, surpassing Pittsburgh's Chuck Noll for most Super Bowl wins by a head coach. Additionally in 2016, Belichick coached the Patriots to their NFL record eighth straight AFC East title and advanced to the AFC Championship Game for the

sixth straight season, passing John Madden who appeared in five straight conference title games (1973-77). Belichick won 14 regular-season games for an NFL record fifth time and secured his 14th AFC East Division title as Patriots head coach, the most in NFL history.

Bill Belichick entered 2017 with the most wins among all active coaches and is currently fourth all-time with 263 total victories as a head coach. Belichick's winning percentage of .678 ranks second in NFL history among coaches with 150 or more wins, trailing only George Halas (.682). He has led the Patriots to a winning record for 16 consecutive seasons (2001-16), trailing only Tom Landry, who recorded 20 consecutive winning seasons from 1966-85. Belichick has also notched 26 postseason wins in his career, most by ahead coach in NFL history.

Belichick, who was hired by Patriots Chairman and CEO Robert Kraft on Jan. 27, 2000, is in his 18th season with the Patriots. In 17 seasons, Belichick has so far delivered five Super Bowl championships, seven conference titles, 14 division crowns and 25 playoff victories, while posting an overall record of 226-80. Entering 2017, the Patriots have won eight consecutive division championships, besting the seven won by the L.A. Rams (1973-79). Belichick directed the Patriots to victories in Super Bowls XXXVI (2001), XXXVIII (2003), XXXIX (2004), XLIX (2014) and LI (2016), and in 2007 he became the only NFL head coach to guide his team to a 16-0 regular season. From 2003 to 2004, Belichick directed the Patriots to a winning streak of 21 consecutive games, including the postseason.

Belichick began his coaching career after graduating from Wesleyan University and accepting a staff assistant position with the Baltimore Colts in 1975. At the age of 23, he was named special assistant to Head Coach Ted Marchibroda. In 1976, Belichick joined Rick Forzano's staff with the Detroit Lions as an assistant special teams coach. The following year, he was given his first positional coaching assignment as the Lions' tight ends and receivers coach. In 1978, Denver Broncos Head Coach Red Miller hired Belichick as the assistant special teams coach and assistant to defensive coordinator Joe Collier.

Belichick then spent 12 seasons with the New York Giants (1979-1990) before becoming head coach of the Cleveland Browns (1991-95). He later joined Bill Parcells for several seasons as assistant head coach/secondary with New England (1996) and assistant head coach/secondary with the N.Y. Jets (1997-99) before returning to Foxborough.

### BILL BELICHICK COACHING CAPSULE

**Coaching Years in NFL:** 43rd year (23rd as Head Coach)

**Patriots Head Coach:** 18th year

**Regular Season Record:** 239-117 (.671); w/NE: 203-73 (.736)

**Postseason Record:** 26-10 (.722); w/NE: 25-9 (.735)

### NEW ENGLAND ASSISTANT COACHES

Safeties .....	Steve Belichick
Cornerbacks.....	Josh Boyer
Head Strength & Conditioning .....	Moses Cabrera
Tight Ends .....	Nick Caley
Defensive Line.....	Brendan Daly
Running Backs .....	Ivan Fears
Linebackers.....	Brian Flores
Asst. Strength & Conditioning.....	James Hardy
Special Teams .....	Joe Judge
Offensive Coordinator/Quarterbacks .....	Josh McDaniels
Wide Receivers .....	Chad O'Shea
Defensive Coordinator .....	Matt Patricia
Offensive Line.....	Dante Scarnecchia
Asst. Quarterbacks.....	Jerry Schuplinski
Asst. Special Teams .....	Bubba Ventrone
Coaching Assistant.....	Brian Belichick
Coaching Assistant.....	DeMarcus Covington
Coaching Assistant.....	Mike Pellegrino
Coaching Assistant.....	Cole Popovich

### KOETTER/BELICHICK MATCH-UP

- Head Coach **Dirk Koetter** is facing the New England Patriots and Head Coach **Bill Belichick** for the first time.

Belichick is 4-1 against the Buccaneers (1-0 with Cleveland, 3-1 with New England).



## JASON LIGHT

Jason Licht was named the fifth general manager of the Tampa Bay Buccaneers on January 21, 2014. Now in his 22nd NFL season, including one as a coach, Licht has had a proven track record of success. Since joining the Miami Dolphins front office in 1995, teams that Licht has been a part of have won over 53 percent of their games, including eight seasons with double-digit victories, while making nine playoff appearances and winning eight division titles, four conference championships and one Super Bowl title. Below is a breakdown of Licht's Year-by-Year record as a personnel member/coach.

### JASON LIGHT - YEAR-BY-YEAR RECORD AS PERSONNEL MEMBER/COACH

Year	Team	W	Pct.	Playoffs	Pct.	Result
1995	Miami	9-7	.563	0-1	0.00	3rd in AFC East, Reached Wild Card Playoffs
1996*	Miami	8-8	.500	0-0	-	4th in AFC East
1998	Carolina	4-12	.250	0-0	-	4th in NFC West
1999	New England	8-8	.500	0-0	-	5th in AFC East
2000	New England	5-11	.313	0-0	-	5th in AFC East
2001	New England	11-5	.688	3-0	1.000	1st in AFC East, Won SB XXXVI
2002	New England	9-7	.563	0-0	-	2nd in AFC East
2003	Philadelphia	12-4	.750	1-1	.500	1st in NFC East, Reached Conference Championship
2004	Philadelphia	13-3	.813	2-1	.666	1st in NFC East, Reached Super Bowl XXIX
2005	Philadelphia	6-10	.375	0-0	-	4th in NFC East
2006	Philadelphia	10-6	.625	1-1	.500	1st in NFC East, Reached Divisional Playoffs
2007	Philadelphia	8-8	.500	0-0	-	4th NFC East
2008	Arizona	9-7	.563	3-1	.750	1st in NFC West, Reached Super Bowl XLIII
2009	New England	10-6	.625	0-1	.000	2nd in AFC East, Reached Wild Card Playoffs
2010	New England	14-2	.875	0-1	.000	1st in AFC East, Reached Divisional Playoffs
2011	New England	13-3	.813	2-1	.666	1st in AFC East, Reached Super Bowl XLVI
2012	Arizona	5-11	.313	0-0	-	4th in NFC West
2013	Arizona	10-6	.625	0-0	-	3rd in NFC West
<b>2014</b>	<b>Tampa Bay</b>	<b>2-14</b>	<b>.125</b>	<b>0-0</b>	<b>-</b>	<b>4th NFC South</b>
<b>2015</b>	<b>Tampa Bay</b>	<b>6-10</b>	<b>.400</b>	<b>0-0</b>	<b>-</b>	<b>4th NFC South</b>
<b>2016</b>	<b>Tampa Bay</b>	<b>9-7</b>	<b>.533</b>	<b>0-0</b>	<b>-</b>	<b>2nd NFC South</b>
<b>2017</b>	<b>Tampa Bay</b>	<b>2-1</b>	<b>.667</b>	<b>0-0</b>	<b>-</b>	
<b>TOTALS</b>		<b>183-156</b>	<b>.540</b>	<b>12-8</b>	<b>.600</b>	<b>9 playoff appearances, 7 Division Championships 4 Conference Championships, 1 Super Bowl Championship</b>

\*Licht worked as an offensive assistant/quality control coach for Miami this season.

### NOTABLE PLAYERS DRAFTED WITH LIGHT

Below is a list of players who have earned postseason honors after being drafted by a team that Licht worked for:

Name, Pos.	Drafted	Team	Notes
Damien Woody, OL	1999 (1st Rd., 17th overall)	New England Patriots	2002 Pro Bowl, 2x SB Champion (XXXVI, XXXVIII)
Kevin Faulk, RB	1999 (2nd Rd., 46th overall)	New England Patriots	Patriots All-2000s Team, 50th Anniversary Team
Tom Brady, QB	2000 (6th Rd., 199th overall)	New England Patriots	2x NFL MVP, 3x Super Bowl MVP
Richard Seymour, DE	2001 (1st Rd., sixth overall)	New England Patriots	NFL 2000s All-Decade Team, 7x Pro Bowl, 5x All-Pro
Matt Light, T	2001 (2nd Rd., 48th overall)	New England Patriots	3x Pro Bowl, All-Pro (2001)
Shawn Andrews, G	2004 (1st Rd., 16th overall)	Philadelphia Eagles	Eagles 75th Anniversary Team, 3x Pro Bowl, 2x All-Pro
Trent Cole, DE	2005 (5th Rd., 146th overall)	Philadelphia Eagles	2x Pro Bowl, All-Pro (2009), 2x Top 100 Player Choice
<b>DeSean Jackson, WR</b>	<b>2008 (2nd Rd., 49th overall)</b>	<b>Philadelphia Eagles</b>	<b>3x Pro Bowl, PFWA All-NFC &amp; 2nd-Team All-Pro (2009)</b>
Julian Edelman, WR	2009 (7th Rd., 232nd overall)	New England Patriots	SB Champion (XLIX), #91 on Top 100 Players (2015)
Devin McCourty, DB	2010 (1st Rd., 27th overall)	New England Patriots	SB Champion (XLIX), 2x All-Pro, Pro Bowl (2010)
Rob Gronkowski, TE	2010 (2nd Rd., 42nd overall)	New England Patriots	SB Champion (XLIX), 4x Pro Bowl, 4x All-Pro
Nate Solder, T	2011 (1st Rd., 17th overall)	New England Patriots	SB Champion (XLIX), 2011 All-Rookie Selection
Chandler Jones, DE	2012 (1st Rd., 21st overall)	New England Patriots	SB Champion (XLIX), Pro Bowl (2015)
Tyrann Mathieu, DB	2013 (3rd Rd., 69th overall)	Arizona Cardinals	All-Pro & Pro Bowl (2015), PFWA All-Rookie Selection
<b>Mike Evans, WR</b>	<b>2014 (1st Rd., seventh overall)</b>	<b>Tampa Bay Buccaneers</b>	<b>All-Pro &amp; Pro Bowl (2017), PFWA All-Rookie Selection,</b>
<b>Jameis Winston, QB</b>	<b>2015 (1st Rd., first overall)</b>	<b>Tampa Bay Buccaneers</b>	<b>Pro Bowl (2016), PFWA All-Rookie Selection</b>
<b>Donovan Smith, T</b>	<b>2015 (2nd Rd., 34th overall)</b>	<b>Tampa Bay Buccaneers</b>	<b>PFWA All-Rookie Selection</b>
<b>Ali Marpet, G</b>	<b>2015 (2nd Rd., 61st overall)</b>	<b>Tampa Bay Buccaneers</b>	<b>PFWA All-Rookie Selection</b>
<b>Kwon Alexander, LB</b>	<b>2015 (4th Rd., 124th overall)</b>	<b>Tampa Bay Buccaneers</b>	<b>PFWA All-Rookie Selection</b>
<b>Vernon Hargreaves III, CB</b>	<b>2016 (1st Rd., 11th overall)</b>	<b>Tampa Bay Buccaneers</b>	<b>PFWA All-Rookie Selection</b>

## NEW FREE AGENTS ON THE 2017 TAMPA BAY BUCCANEERS


### 2017 NOTABLE FREE AGENTS



DT **Chris Baker** comes to Tampa Bay after spending the past five seasons with the Washington Redskins (2012-16). Prior to his time with Washington, Baker saw time with the Denver Broncos and Miami Dolphins. In his career, Baker has played in 78 regular season games, with 42 starts, totaling 181 tackles (26 for loss), 11.5 sacks, five passes defended, five forced fumbles and two fumble recoveries.

In 2015, Baker earned the Sam Huff Defensive Player of the Year award from the Washington Redskins Alumni Association after posting career highs in sacks (6.0), quarterback hits (17), tackles for loss (10), forced fumbles (three) and fumble recoveries (two).

Per Stats, Inc., Baker has 64.5 combined quarterback knockdowns and hurries over the past two seasons. Dating back to 2015, Baker is one of six NFL players to post 100+ tackles, 9+ sacks, and 5+ forced fumbles, joining Khalil Mack, Von Miller, Carlos Dunlap, Melvin Ingram and Brandon Graham.



WR **DeSean Jackson** comes to Tampa Bay after spending the past three seasons with the Washington Redskins (2014-16). Prior to his time with Washington, Jackson spent six seasons with the Philadelphia Eagles (2008-13). In his nine-year career, Jackson has started 123-of-126 regular season games played, catching 498 passes for 8,819 yards and 46 touchdowns.

A three-time Pro Bowl selection (2009, 2010, 2013) and a 2009 second-team Associated Press All-Pro selection (kick returner), Jackson's 8,819 receiving yards are the fifth-most since he entered the league in 2008 (Calvin Johnson, Brandon Marshall, Larry Fitzgerald, Andre Johnson). Among players with 100 career games played, Jackson ranks 15th in league annals with a 70.0 receiving yards per game average. A veteran of postseason play, Jackson has also started all seven playoff contests he has played, catching 21 passes for 338 yards and two touchdowns.

Known for his big-play ability, Jackson is one of five players since the 1970 merger to account for 26 career touchdowns of 50+ yards, joining Jerry Rice (36), Randy Moss (29), Terrell Owens (26) and Steve Smith (26). Only Rice (23) has more than Jackson's 22 touchdowns of 60+ yards.

Since 2008, Jackson's 112 receptions of 25+ yards, 37 receptions of 50+ yards and 17.7 yards per reception average (min. 60 career catches) all lead the NFL. The 37 catches of 50+ yards are 14 more than any other player during that span, while his five 1,000-yard receiving seasons and 32 100-yard receiving games are each tied for the fifth-most. Additionally, his per catch averages in 2010 (22.5) and 2014 (20.9) rank second and fourth, respectively, among all single seasons over that nine-year period.

Showcasing his versatility, Jackson has also rushed 61 times for 380 yards (6.2 avg.) and three touchdowns and returned 134 punts for 1,289 yards and four touchdowns. In 2010, Jackson became the first player selected to the Pro Bowl at two different positions in the same year when he was chosen as a wide receiver and a return specialist.




S **T.J. Ward** spent the past three seasons (2014-16) with the Denver Broncos, earning Pro Bowl selections following the 2014 & 2015 seasons. He was also a member of the Broncos' Super Bowl 50 championship team. During his three seasons in Denver, Ward was a lynchpin of one of the most successful defenses in football, with the Broncos ranking first in passing yards allowed per game (203.6), second in yards allowed per game (301.5) and fifth in points allowed per game (19.7).

Ward originally entered the NFL as a second-round pick (38th overall) of the Cleveland Browns in 2010. He spent his first four seasons with Cleveland (2010-13), earning a Pro Bowl selection following the 2013 season, before joining Denver as an unrestricted free agent in 2014. In his career, he has started all 95 regular season games he has played in, totaling 545 tackles (28 for loss), 41 passes defended, 10 forced fumbles, 8.5 sacks, eight interceptions (returned 211 yards, one touchdown) and three fumble recoveries. Ward has also started all four postseason contests he has played in, registering 19 tackles, three passes defended, one fumble recovery and one interception. His postseason interception and fumble recovery each came in Super Bowl 50, helping secure a Broncos victory.




## 2017 TAMPA BAY BUCCANEERS DRAFT CLASS

### 2017 DRAFT PICKS



TE **O.J. Howard** was chosen 19th overall out of the University of Alabama, where he started 37-of-57 career games played, including 28 of the final 30 in his collegiate career. He recorded 114 receptions for 1,726 yards and seven touchdowns as a member of the Crimson Tide. In two College Football Playoff National Championship Games against Clemson, Howard totaled nine receptions for 314 yards and three touchdowns, winning the MVP award for his efforts in the 2015 contest. As a senior in 2016, Howard was named first-team All-American by Pro Football Focus and was a third-team selection by the Associated Press, while earning second-team All-SEC honors from both the coaches and the AP. He was a finalist for the John Mackey Award, given annually to the nation's best tight end. A native of Prattville, Alabama, he attended Autauga Academy.



S **Justin Evans** was chosen 50th overall out of the Texas A&M, where he played in 25 games over two seasons (2015-16), totaling 165 tackles, 14 passes defended and five interceptions, while returning 17 kickoffs for 474 yards. In 2016, he led the Aggies with four interceptions, while adding 87 tackles and 10 passes defended, earning second-team All-SEC honors.

Prior to his time at Texas A&M, Evans spent two seasons at Mississippi Gulf Coast Community College, where he tallied 86 tackles, 13 passes defended and six interceptions, with two returned for touchdowns. Evans earned first-team all-conference honors during his final season at Mississippi Gulf Coast.



WR **Chris Godwin** was selected 84th overall out of Penn State, where he was one of the most prolific receivers in school history, finishing seventh in receptions (153), fourth in receiving yards (2,404) and tied for fourth in receiving touchdowns (18). As a true junior in 2016, Godwin started all 14 games for the Nittany Lions, catching 11 touchdown passes, the second-most in a single season in school history, helping him earn third-team All-Big Ten honors from the conference's media and honorable mention All-Big Ten from the conference's coaches.

As a true sophomore (2015), Godwin had a career-high 1,101 receiving yards, the second-most in a single season in Penn State history. He earned second-team All-Big Ten honors from the conference's media and the Associated Press, while earning third-team All-Big Ten honors from the conference's coaches.



LB **Kendell Beckwith** was the second of Tampa Bay's two third-round picks, chosen 107th overall out of Louisiana State. He played in 47 career games, with 29 starts, totaling 263 tackles, 24.5 tackles for loss, eight passes defended, 7.5 sacks, three forced fumbles, one fumble recovery and one interception. As a senior (2016), Beckwith earned third-team All-America honors from the Associated Press and was named first-team All-SEC by the conference's coaches after leading the Tigers and ranking second in the SEC with 9.1 tackles per game.



DT **Stevie Tu'ikolovatu (IR)** was selected 223rd overall out of USC, where he played the 2016 season after transferring from Utah. In his collegiate career, the Salt Lake City, Utah, native played in 38 games, with 14 starts, totaling 89 tackles (nine for loss), four fumble recoveries, three passes defended and two tackles for loss. In his lone season with the Trojans, Tu'ikolovatu was named second-team All-Pac-12 and earned Rose Bowl defensive player of the game honors after leading the team with eight tackles in a win over Penn State.

### 2017 NFL DRAFT SELECTIONS (6)

RD.	NO.	PLAYER	POS.	HT.	WT.	COLLEGE
1	19	O.J. Howard	TE	6-6	251	Alabama
2	50	Justin Evans	S	6-0	199	Texas A&M
3	84	Chris Godwin	WR	6-1	209	Penn State
3	107	Kendell Beckwith	LB	6-2	243	LSU
5	162	Jeremy McNichols	RB	5-9	214	Boise State
7	223	Stevie Tu'ikolovatu	DT	6-1	320	USC





## HONOR ROLL

Below is a look at awards and honors Buccaneers players received for the 2016 season and during the 2017 season:

### LB KWON ALEXANDER

- **2017 Pro Bowl Alternate** - Led the NFL with 108 solo tackles and tied for third in the league with 145 total tackles. Added 12 tackles for loss, 3.0 sacks, one interception (returned for a touchdown), one forced fumble, one fumble recovery and seven passes defended. He was the only player in the NFL to register at least 130 tackles, 3.0 sacks, five passes defended and one interception.

### P BRYAN ANGER

- **2017 Pro Bowl Alternate** - Ranked fourth in the NFL with a 42.7 net punting average and tied for third with 37 punts inside the 20, both of which set Buccaneers franchise records.
- **NFC Special Teams Player of the Week (Week 17, 2016)** - Placed all five punts inside the 20-yard line, tying a league high and leading the NFC for the week. He also had a net average of 45.8 yards, the third-highest mark in the league, while allowing zero punt return yards.

### LB LAVONTE DAVID

- **2016 Second-Team All-Pro Selection**
- **2017 Pro Bowl Alternate** - Tied for the league lead with 17 tackles for loss, the most among linebackers. Added 87 tackles, 5.0 sacks, one interception (returned for a touchdown), four passes defended, four forced fumbles and two fumble recoveries. His four forced fumbles tied for seventh in the NFL.
- **Pro Football Focus Team of the Week (Week 2 vs. CHI, 2017)** - Led the game with nine tackles, including one tackle for loss, and recovered a fumble that helped set up a Buccaneers touchdown. PFF credits him with a team-high five "defensive stops" in the game.

### T DEMAR DOTSON

- **Pro Football Focus Team of the Week (Week 2 vs. CHI, 2017)** - Part of an offensive line that blocked for 117 rushing yards and, per PFF, did not allow any pass pressures in 35 pass attempts.

### WR MIKE EVANS

- **2016 Second-Team All-Pro Selection**
- **2017 Pro Bowl Selection** - Tied for second in the NFL in touchdown receptions (12), while recording the fourth-most receiving yards (1,321) and the sixth-most receptions (96). His 12 touchdowns receptions tied for the most in a single season in team history while his 96 receptions ranked second and his 1,321 receiving yards are the third-most in a single season in franchise history.

### CB BRENT GRIMES

- **2017 Pro Bowl Alternate** - Led the NFL with 24 passes defended, while adding 57 tackles, one forced fumble and tying for the team lead with four interceptions (one returned for a touchdown).

### DT GERALD MCCOY

- **2016 Second-Team All-Pro Selection**
- **2017 Pro Bowl Selection** - Recorded 34 tackles (five for loss), 7.0 sacks, three fumble recoveries, two forced fumbles and five passes defended. His 7.0 sacks ranked fourth among all NFL defensive tackles. One of three defensive tackles with seven or more sacks and five or more passes defended (also Calais Campbell and Aaron Donald).

### DE NOAH SPENCE

- **NFL Defensive Rookie of the Month (November 2016)** - Recorded 11 tackles, 2.5 sacks and two forced fumbles in November. Two forced fumbles were tied for second-most in NFL, while 2.5 were most among rookies.
- **Pepsi Rookie Of The Week (Week 12 vs. SEA, 2016)** - Totaled five tackles, 1.5 sacks and one forced fumble.

### S KEITH TANDY

- **Castrol EDGE Clutch Performer Of The Week (Week 14 vs. NO, 2016)** - Recorded a game-clinching interception with under a minute remaining in Tampa Bay's 16-11 victory over the New Orleans Saints. Tandy also led the Buccaneers with nine tackles and adding three passes defended, including a pass deflection that was intercepted by cornerback Brent Grimes. Tandy's interception against New Orleans was his second consecutive game-winning interception, after doing so in Week 13 against the San Diego Chargers.

### QB JAMEIS WINSTON

- **NFC Offensive Player of the Week & FedEx Air Player of the Week (Week 1, 2016)** - Completed 23-of-32 passes (71.9 pct.) for 281 yards and four touchdowns, for a passer rating of 125.1. Ranked third in the league in Week 1 in passer rating, fifth in completion percentage and tied for the NFL lead in passing touchdowns.

## FAMOUS JAMEIS

QB **Jameis Winston** was taken first overall by the Tampa Bay Buccaneers and in his first two seasons managed to distinguish himself as one of the top passers in franchise history. In 2016, Winston set team records for both passing touchdowns and passing yards, while helping guide the team to a 9-7 record, only two years after inheriting a team that had gone 2-14.

### BUCCANEERS SINGLE SEASON PASSING YARD LEADERS

Rank	Player	Year	Passing Yards
1.	<b>Jameis Winston</b>	<b>2016</b>	<b>4,090</b>
2.	Josh Freeman	2012	4,065
3.	<b>Jameis Winston</b>	<b>2015</b>	<b>4,042</b>
4.	Brad Johnson	2003	3,811
5.	Josh Freeman	2011	3,592
6.	Doug Williams	1981	3,563
7.	Steve DeBerg	1984	3,554
8.	Josh Freeman	2010	3,451
9.	Brad Johnson	2001	3,406
10.	Doug Williams	1980	3,396

### BUCCANEERS SINGLE SEASON PASSING TOUCHDOWN LEADERS

Rank	Player	Year	Passing TD
1.	<b>Jameis Winston</b>	<b>2016</b>	<b>28</b>
2.	Josh Freeman	2012	27
3.	Brad Johnson	2003	26
4.	Josh Freeman	2010	25
5.	Brad Johnson	2002	22
5.	<b>Jameis Winston</b>	<b>2015</b>	<b>22</b>
7.	Trent Dilfer	1997	21
7.	Trent Dilfer	1998	21
9.	Brian Griese	2004	20
9.	Vinny Testaverde	1989	20
9.	Doug Williams	1980	20

Winston's 28 touchdown passes in 2016 were tied for the seventh-most in the NFL.

### 2016 NFL PASSING TOUCHDOWN LEADERS

Rank	Player (Team)	Pass TD
1.	Aaron Rodgers (GB)	40
2.	Matt Ryan (ATL)	38
3.	Drew Brees (NO)	37
4.	Philip Rivers (SD)	33
5.	Andrew Luck (IND)	31
6.	Ben Roethlisberger (PIT)	29
7.	<b>Jameis Winston (TB)</b>	<b>28</b>
7.	Derek Carr (OAK)	28
7.	Tom Brady (NE)	28
10.	Eli Manning (NYG)	26
10.	Marcus Mariota (TEN)	26
10.	Carson Palmer (ARI)	26

In his first two seasons, Winston totaled 8,132 passing yards, the second-most ever by a player in their first two seasons, while throwing for 50 touchdowns, the fifth-most ever by a player in their first two seasons.

### MOST PASSING YARDS BY A PLAYER IN HIS FIRST TWO SEASONS

Rank	Player	Yards
1.	Andrew Luck (IND, 2012-13)	8,196
2.	<b>Jameis Winston (TB, 2015-16)</b>	<b>8,132</b>
3.	Cam Newton (CAR, 2011-12)	7,920
4.	Peyton Manning (IND, 1998-99)	7,874
5.	Blake Bortles (JAC, 2014-15)	7,336
6.	Dan Marino (MIA, 1983-84)	7,294
7.	Derek Carr (OAK, 2014-15)	7,257
8.	Ryan Tannehill (MIA, 2012-13)	7,207
9.	Andy Dalton (CIN, 2011-12)	7,067
10.	Drew Bledsoe (NE, 1993-94)	7,049

### MOST TOUCHDOWN PASSES BY A PLAYER IN HIS FIRST TWO SEASONS

Rank	Player	No.
1.	Dan Marino (MIA, 1983-84)	68
2.	Derek Carr (OAK, 2014-15)	53
3.	Peyton Manning (IND, 1998-99)	52
3.	Russell Wilson (SEA, 2012-13)	52
5.	<b>Jameis Winston (TB, 2015-16)</b>	<b>50</b>
6.	Andy Dalton (CIN, 2011-12)	47
7.	Blake Bortles (JAC, 2014-15)	46
7.	Andrew Luck (IND, 2012-13)	46
9.	Marcus Mariota (TEN, 2015-16)	45
10.	Otto Graham (CLE, 1946-47)	42

Against the L.A. Rams in 2016 (9/25/16), Winston threw for a career-high 405 passing yards, the fifth-highest single-game mark in franchise history.

### MOST SINGLE-GAME PASSING YARDS - (Team History)

Player	Opponent-Date	Pass Yds
1. Doug Williams	at MIN-11/16/80	486
2. Vinny Testaverde	at IND-10/16/88	469
3. Josh Freeman	vs. NO-10/21/12	420
4. Brian Griese	at CHI-9/21/08	407
5. <b>Jameis Winston</b>	<b>vs. LAR-9/25/16</b>	<b>405</b>

## FAMOUS JAMEIS

### WINSTON IN BUCCANEERS HISTORY

Despite being in only his third season, Winston is already one of the most accomplished passers in team history, ranking seventh in passing yards and passing touchdowns in franchise history.

#### MOST PASSING YARDS (Team History)

Rank	Player	Yards
1.	Vinny Testaverde, 1987-92	14,820
2.	Josh Freeman, 2009-13	13,534
3.	Trent Dilfer, 1994-99	12,969
4.	Doug Williams, 1978-82	12,648
5.	Brad Johnson, 2001-04	10,940
6.	Steve DeBerg, 1984-87, 1992-93	9,439
7.	<b>Jameis Winston, 2015-Present</b>	<b>8,996</b>
8.	Craig Erickson, 1992-94	6,094
9.	Jeff Garcia, 2007-08	5,152
9.	Brian Griese, 2004-08	4,841

#### MOST PASSING TOUCHDOWNS (Team History)

Rank	Player	TDs
1.	Josh Freeman, 2009-13	80
2.	Vinny Testaverde, 1987-92	77
3.	Doug Williams, 1978-82	73
4.	Trent Dilfer, 1994-99	70
5.	Brad Johnson, 2001-04	64
6.	Steve DeBerg, 1984-87, 1992-93	61
7.	<b>Jameis Winston, 2015-Present</b>	<b>56</b>
8.	Craig Erickson, 1992-94	34
9.	Brian Griese, 2004-08	32
10.	Mike Glennon, 2013-Present	30

### JAMEIS AS A ROOKIE VS. ROOKIE QBS

Winston's totals as a rookie year placed him among the all-time NFL rookie leaders in both passing yards and passing touchdowns

#### NFL ROOKIE PASSING YARD LEADERS - (Since 1970)

Rank	Player (Team)	Year	Passing Yards
1.	Andrew Luck (IND)	2012	4,374
2.	Cam Newton (CAR)	2011	4,051
3.	<b>Jameis Winston (TB)</b>	<b>2015</b>	<b>4,042</b>
4.	Carson Wentz (PHI)	2016	3,782
5.	Peyton Manning (IND)	1998	3,739
6.	Dak Prescott (DAL)	2016	3,667
7.	Sam Bradford (STL)	2010	3,512
8.	Matt Ryan (ATL)	2008	3,440
9.	Andy Dalton (CIN)	2011	3,398
10.	Brandon Weeden (CLE)	2012	3,385

#### NFL ROOKIE PASSING TOUCHDOWN LEADERS - (Since 1970)

Rank	Player (Team)	Year	Passing TD
1.	Peyton Manning (IND)	1998	26
1.	Russell Wilson (SEA)	2012	26
3.	Andrew Luck (IND)	2012	23
3.	Dak Prescott (DAL)	2016	23
5.	<b>Jameis Winston (TB)</b>	<b>2015</b>	<b>22</b>
6.	Cam Newton (CAR)	2011	21
6.	Derek Carr (OAK)	2014	21
8.	Andy Dalton (CIN)	2011	20
8.	Robert Griffin III (WAS)	2012	20
8.	Dan Marino (MIA)	1983	20

In 2015, Winston had a passer rating of 84.2, which stands as the 10th-highest mark by a rookie quarterback since the 1970 NFL/AFL Merger.

#### HIGHEST PASSER RATING BY A ROOKIE - (Since 1970, Min. 200 Att.)

Player	Att.	Cmp.	Yds	TD	INT	Rtg.
1. Dak Prescott (DAL)	459	311	3,667	23	4	104.9
2. Robert Griffin III (WAS)	393	258	3,200	20	5	102.4
3. Russell Wilson (SEA)	393	252	3,118	26	10	101.5
4. Ben Roethlisberger (PIT)	295	196	2,621	17	11	98.1
5. Dan Marino (MIA)	296	173	2,210	20	6	96.0
6. Marcus Mariota (TEN)	370	230	2,818	19	10	91.5
7. Matt Ryan (ATL)	434	265	3,440	16	11	87.7
8. Teddy Bridgewater (MIN)	402	259	2,919	14	12	85.2
9. Cam Newton (CAR)	517	310	4,051	21	17	84.5
10. <b>Jameis Winston (TB)</b>	<b>535</b>	<b>312</b>	<b>4,042</b>	<b>22</b>	<b>15</b>	<b>84.2</b>

### RECORD SETTER

At Philadelphia (11/22/15), Winston threw five touchdown passes, tied for the most by a rookie since the 1970 NFL Merger (DET QB Matthew Stafford, 11/22/09 vs. CLE). His five touchdown passes also matched the franchise record.

#### MOST SINGLE-GAME PASSING TOUCHDOWNS (Team History)

Player	Opponent-Date	Pass TD
1. QB Steve DeBerg	vs. ATL-9/13/87	5
1. QB Josh Freeman	vs. SEA-12/26/10	5
1. QB Brad Johnson	vs. MIN-11/3/02	5
1. <b>QB Jameis Winston</b>	<b>at PHI-11/22/15</b>	<b>5</b>



## FAMOUS JAMEIS

### JAMEIS VS. BUCCANEERS ROOKIES

In 2015, Winston not only distinguished himself as one of the top rookie quarterbacks in league history, but as the best rookie quarterback in team history.

#### MOST TOUCHDOWN PASSES BY BUCCANEERS ROOKIES

Player	Year	Att.	Cmp.	Yds	TD	INT	Rtg.
<b>1. Jameis Winston</b>	<b>2015</b>	<b>535</b>	<b>312</b>	<b>4,042</b>	<b>22</b>	<b>15</b>	<b>84.2</b>
2. Mike Glennon	2013	416	247	2,608	19	9	83.9
3. Josh Freeman	2009	290	158	1,855	10	18	59.8
4. Bruce Gradkowski	2006	328	177	1,661	9	9	65.9
5. Shaun King	1999	146	89	875	7	4	82.4
5. Doug Williams	1978	194	73	1,170	7	8	53.4

At St. Louis, Winston threw for a then career-high 363 yards, the second-most by a rookie in team history and the most by a Buccaneers quarterback since 2012 (Josh Freeman, 372 yards vs. St. Louis, 12/23/12).

#### MOST SINGLE-GAME PASSING YARDS – (Rookies)

Player	Opponent-Date	Pass Yds
1. Vinny Testaverde	at NO-12/6/87	369
<b>2. Jameis Winston</b>	<b>at STL-12/17/15</b>	<b>363</b>
<b>3. Jameis Winston</b>	<b>at CAR-1/3/16</b>	<b>325</b>
4. Josh Freeman	at CAR-12/6/09	321
5. Doug Williams	vs. MIN-10/1/78	311

Part of Winston's 363 yards were 238 yards in the fourth quarter, the most in any quarter in franchise history and the most by an NFL quarterback in the fourth quarter since 2012 (Eli Manning, 243 passing yards vs. Tampa Bay, 9/16/12). His 238 passing yards were the most in any quarter since Aaron Rodgers in 2014 (242, second quarter vs. Chicago, 11/9)

### JAMEIS GOING DEEP

One of Winston's strengths is a willingness to throw the ball down the field, which has helped open up the Buccaneers' passing attack. Since entering the league in 2015, Winston ranks third in the league in pass yards per completion

#### 2015-17 NFL HIGHEST YARDS PER COMPLETION (Min. 300 Att.)

Player (Team)	Cmp.	Yds	Yds/Cmp.
1. Cam Newton (CAR)	639	8,228	12.88
2. Carson Palmer (ARI)	814	10,186	12.51
<b>3. Jameis Winston (TB)</b>	<b>725</b>	<b>8,996</b>	<b>12.41</b>
4. Marcus Mariota (TEN)	572	7,036	12.30
5. Matt Ryan (ATL)	868	10,644	12.26

### DUAL THREAT

Winston also rushed for six touchdowns in 2015, the most ever by a Buccaneers quarterback in a single season and through two seasons is tied for the second-most career rushing touchdowns by a quarterback in team history.

#### MOST RUSHING TOUCHDOWNS BY A QB, SINGLE SEASON (Team History)

Rank	Player	Rush TD
<b>1.</b>	<b>Jameis Winston, 2015</b>	<b>6</b>
2.	Shaun King, 2000	5
2.	Steve Young, 1986	5
4.	Josh Freeman, 2011	4
4.	Doug Williams, 1980	4
4.	Doug Williams, 1981	4

#### MOST RUSHING TOUCHDOWNS BY A QB (Team History)

Rank	Player	Rush TD
1.	Doug Williams, 1978-82	13
<b>2.</b>	<b>Jameis Winston, 2015-Pres.</b>	<b>7</b>
2.	Steve Young, 1985-86	6
4.	Trent Dilfer, 1994-99	5
4.	Shaun King, 1999-2003	5
4.	Vinny Testaverde, 1987-92	5

#### 2015 NFL MOST RUSHING TOUCHDOWNS BY A QB

Rank	Player (Team)	Rush TD
1.	Cam Newton (CAR)	10
<b>2.</b>	<b>Jameis Winston (TB)</b>	<b>6</b>
3.	Kirk Cousins (WAS)	5
4.	Tyrod Taylor (BUF)	4
4.	Tom Brady (NE)	3
4.	Teddy Bridgewater (MIN)	3
4.	Andy Dalton (CIN)	3
4.	Joe Flacco (BAL)	3

## EXCELLENT EVANS

### EVANS MAKING HISTORY

Through his first three seasons in the NFL, Buccaneers WR Mike Evans has been one of the most productive players in the league, ranking among the best starts to a career in NFL history.

### EVANS VS. NFL

Since entering the league, Evans has been one of the best receivers in the league, tying for the fifth-most receiving touchdowns and ranking seventh in receiving yards.

#### MOST RECEIVING TD BY A PLAYER IN HIS FIRST THREE SEASONS (Since 1970 Merger)

Rank	Player	Rec. TD
1.	Randy Moss (MIN, 1998-2000)	43
2.	Jerry Rice (SF, 1985-87)	40
3.	Rob Gronkowski (NE, 2010-12)	38
4.	John Jefferson (SD, 1978-80)	36
5.	Odell Beckham Jr. (NYG, 2014-16)	35
6.	Daryl Turner (SEA, 1984-86)	30
7.	A.J. Green (CIN, 2011-13)	29
8.	Sammy White (MIN, 1976-78)	28
9.	<b>Mike Evans (TB, 2014-16)</b>	<b>27</b>
9.	Dez Bryant (DAL, 2010-12)	27

#### MOST RECEIVING YARDS BY A PLAYER IN HIS FIRST THREE SEASONS (Since 1970 Merger)

Rank	Player	Yards
1.	Randy Moss (MIN, 1998-2000)	4,163
2.	Odell Beckham Jr. (NYG, 2014-16)	4,078
3.	A.J. Green (CIN, 2011-13)	3,833
4.	Torry Holt (STL, 1999-2001)	3,786
5.	<b>Mike Evans (TB, 2014-16)</b>	<b>3,578</b>
6.	Jerry Rice (SF, 1985-87)	3,575
7.	DeAndre Hopkins (HOU, 2013-15)	3,533
8.	John Jefferson (SD, 1978-80)	3,431
9.	Anquan Boldin (ARI, 2003-05)	3,402
10.	Issac Bruce (LA/STL, 1994-96)	3,391

#### NFL RECEIVING TOUCHDOWN LEADERS (2014-17)

Rank	Player (Team)	Rec. TD
1.	WR Odell Beckham Jr. (NYG)	37
2.	WR Antonio Brown (PIT)	36
3.	WR Jordy Nelson (GB)	32
4.	<b>WR Mike Evans (TB)</b>	<b>29</b>
4.	WR Dez Bryant (DAL)	29

#### NFL RECEIVING YARDS LEADERS (2014-17)

Rank	Player (Team)	Rec. Yards
1.	WR Antonio Brown (PIT)	5,204
2.	WR Julio Jones (ATL)	5,168
3.	WR Odell Beckham Jr. (NYG)	4,327
4.	WR Demaryius Thomas (DEN)	4,253
5.	WR T.Y. Hilton (IND)	4,206
6.	WR DeAndre Hopkins (HOU)	3,996
7.	<b>WR Mike Evans (TB)</b>	<b>3,805</b>
8.	WR Emmanuel Sanders (DEN)	3,761
9.	WR A.J. Green (CIN)	3,617
10.	WR Golden Tate (DET)	3,440



## EXCELLENT EVANS

### EVANS IN 2016

WR Mike Evans had his best season yet in 2016, earning a Pro Bowl trip and being named second-team Associated Press All-Pro after tying for the second-most receiving touchdowns in the NFL, recording the fourth-most receiving yards and sixth-most receptions in the league.

### 2016 NFL RECEIVING TOUCHDOWN LEADERS

Rank	Player (Team)	Rec. TD
1.	WR Jordy Nelson (GB)	14
<b>2.</b>	<b>WR Mike Evans (TB)</b>	<b>12</b>
2.	WR Antonio Brown (PIT)	12
2.	WR Davante Adams (GB)	12
5	WR Odell Beckham Jr. (NYG)	10

### 2016 NFL RECEIVING YARDS LEADERS

Rank	Player (Team)	Rec. Yards
1.	WR T.Y. Hilton (IND)	1,448
2.	WR Julio Jones (ATL)	1,409
3.	WR Odell Beckham Jr. (NYG)	1,367
<b>4.</b>	<b>WR Mike Evans (TB)</b>	<b>1,321</b>
5.	WR Antonio Brown (PIT)	1,284

### 2016 NFL RECEPTION LEADERS

Rank	Player (Team)	Rec.
1.	WR Larry Fitzgerald (ARI)	107
1.	WR Antonio Brown (PIT)	106
3.	WR Odell Beckham Jr. (NYG)	101
4.	WR Julian Edelman (NE)	98
5.	WR Jordy Nelson (GB)	97
<b>6.</b>	<b>WR Mike Evans (TB)</b>	<b>96</b>
7.	WR Doug Baldwin (SEA)	94
7.	WR Jarvis Landry (MIA)	94
9.	WR Michael Thomas (NO)	92
10.	WR T.Y. Hilton (IND)	91
10.	WR Demaryius Thomas (DEN)	91

### MOST RECEIVING TOUCHDOWNS - SINGLE SEASON (Team History)

Rank	Player	TDs
1.	WR Mike Evans, 2014	12
<b>1.</b>	<b>WR Mike Evans, 2016</b>	<b>12</b>
3.	WR Mike Williams, 2010	11
4.	WR Joey Galloway 2005	10
5.	WR Mark Carrier, 1989	9
5.	WR Bruce Hill, 1988	9
5.	WR Kevin House, 1981	9
5.	WR Mike Williams, 2012	9

### MOST RECEPTIONS - SINGLE SEASON (Team History)

Rank	Player	Rec.
1.	WR Keyshawn Johnson, 2001	106
<b>2.</b>	<b>WR Mike Evans, 2016</b>	<b>96</b>
3.	WR Mark Carrier, 1989	86
4.	RB James Wilder, 1984	85
5.	WR Keenan McCardell, 2003	84

### MOST RECEIVING YARDS - SINGLE SEASON (Team History)

Rank	Player	Yards
1.	WR Mark Carrier, 1989	1,422
2.	WR Vincent Jackson, 2012	1,384
<b>3.</b>	<b>WR Mike Evans, 2016</b>	<b>1,321</b>
4.	WR Joey Galloway, 2005	1,287
5.	WR Keyshawn Johnson, 2001	1,266

Evans had one of the best seasons in Buccaneers history, tying for the most receiving touchdowns in a season in team history while recording the second-most receptions and ranking third in receiving yards.

## EXCELLENT EVANS

### EVANS IN BUCCANEERS HISTORY

Through only three seasons, Evans has already proven himself as one of the best receivers in franchise history, tying for the third-most touchdown receptions in team history and recording the seventh-most receiving yards.

#### MOST RECEIVING TOUCHDOWNS (Team History)

Rank	Player	TDs
1.	TE Jimmie Giles, 1978-86	34
2.	WR Kevin House, 1980-86	31
3.	<b>WR Mike Evans, 2014-Present</b>	<b>29</b>
4.	WR Joey Galloway, 2004-08	28
5.	WR Mark Carrier, 1987-92	27

#### MOST RECEIVING YARDS (Team History)

Rank	Player	Yards
1.	WR Mark Carrier, 1987-92	5,018
2.	WR Kevin House, 1980-86	4,928
3.	WR Vincent Jackson, 2012-Present	4,326
4.	TE Jimmie Giles, 1978-86	4,300
5.	WR Joey Galloway, 2004-08	3,912
6.	WR Keyshawn Johnson, 2000-03	3,828
7.	<b>WR Mike Evans, 2014-Present</b>	<b>3,805</b>
8.	RB James Wilder, 1981-89	3,492
9.	WR Gerald Carter, 1981-87	3,443
10.	WR Mike Williams, 2010-13	2,947

### STANDOUT GAME

Evans had 209 receiving yards at Washington in his rookie season, the ninth-most by a rookie in a single game since 1960 and the third-most by any player in Buccaneers history.

#### SINGLE-GAME ROOKIE RECEIVING YARD LEADERS SINCE 1960

Player	Date (Opp.)	Rec.	TD	Yards
1. Jerry Butler (BUF)	9/23/79 (vs. NYJ)	10	4	255
2. Jerry Rice (SF)^	12/9/85 (vs. RAM)	10	1	241
3. Justin Blackmon (JAC)	11/18/12 (at HOU)*	7	1	236
4. Eddie Kennison (STL)	12/15/96 (at ATL)	5	3	226
5. Anquan Boldin (ARI)	9/7/03 (at DET)	10	2	217
6. Mark Carrier (TB)	12/6/87 (at NO)	8	1	212
7. Jackie Smith (STL)^	10/13/63 (vs. PIT)	9	2	212
8. Sammy White (MIN)	11/7/76 (vs. DET)	7	2	210
9. <b>Mike Evans (TB)</b>	<b>11/16/14 (at WAS)</b>	<b>7</b>	<b>2</b>	<b>209</b>
10. Rod Gardner (WAS)	10/21/01 (vs. CAR)*	6	1	208

\* Overtime game

^ Inducted into the Pro Football Hall of Fame

### MOST RECEIVING YARDS IN A SINGLE GAME (Team History)

Player	Opponent-Date	Receiving Yards
1. Vincent Jackson	vs. NO-10/21/12	216
2. Mark Carrier*	at NO-12/6/87	212
3. <b>Mike Evans*</b>	<b>at WAS-11/16/14</b>	<b>209</b>
4. Antonio Bryant	at CAR-12/8/08	200
5. Kevin House	at OAK-10/18/81	178

### EVANS VS. 2014 DRAFT CLASS

The 2014 rookie receiver class was lauded as one of the best in NFL history with 12 rookies recording at least 500 receiving yards, including three with 1,000+ receiving yards. One of those three was Buccaneers wide receiver Mike Evans, whose 1,051 receiving yards and 12 touchdowns announced his presence as a standout wide receiver in the NFL.

Evans has continued his success since then and is proving to be one of the best in a historic class, ranking second in receiving yards and receiving touchdowns, while posting the third-most receptions.

#### 2014 DRAFT CLASS RECEIVING LEADERS (Career)

Player	GP	Rec.	TD	Yards
1. Odell Beckham (NYG)	46	308	37	4,327
2. <b>Mike Evans (TB)</b>	<b>49</b>	<b>257</b>	<b>29</b>	<b>3,805</b>
3. Jarvis Landry (MIA)	51	313	13	3,277
4. Brandin Cooks (NE)	46	228	22	3,155
5. Allen Robinson (JAC)	43	202	22	2,848
6. Jordan Matthews (BUF)	50	235	20	2,835
7. Sammy Watkins (LA)	41	167	19	2,670
8. Allen Hurns (JAC)	46	166	21	2,371
9. John Brown (ARI)	48	159	14	2,295
10. Kelvin Benjamin (CAR)	36	149	16	2,163

Evans has posted 12 100-yard receiving games, the second-most from the draft class

#### 2014 NFL DRAFT CLASS MOST 100-YARD RECEIVING GAMES (Career)

Rank	Player (Team)	100-Yd. Games
1.	WR Odell Beckham Jr. (NYG)	19
2.	<b>WR Mike Evans (TB)</b>	<b>12</b>
3.	WR Sammy Watkins (LA)	11
4.	WR Brandin Cooks (NE)	8
4.	WR Jordan Matthews (BUF)	8
4.	WR Allen Robinson (JAC)	8



## EXCELLENT EVANS

### ROOKIE ROCKSTAR

Evans had 12 receiving touchdowns in 2014, tied for the third-most in a single season by a rookie since the merger.

### NFL MOST RECEIVING TOUCHDOWNS IN A SINGLE SEASON (Rookies Since 1970)

Rank	Player	TDs
1.	WR Randy Moss, MIN, 1998	17
2.	WR John Jefferson, SD, 1978	13
3.	<b>WR Mike Evans, TB 2014</b>	<b>12</b>
3.	WR Odell Beckham, NYG 2014	12
5.	WR Mike Williams, TB, 2010	11

Evans' three multi-touchdown games were the most in a single season in franchise history and tied for the fourth-most by a rookie since the merger.

Evans had 1,051 receiving yards as a rookie, the 11th-most in a single season by a rookie since the merger.

### NFL MOST RECEIVING YARDS IN A SINGLE SEASON (Rookies Since 1970)

Rank	Player	Yards
1.	WR Anquan Boldin, ARI, 2003	1,377
2.	WR Randy Moss, MIN, 1998	1,313
3.	WR Odell Beckham, NYG 2014	1,305
4.	WR Michael Clayton, TB, 2004	1,193
5.	WR Michael Clayton, NO, 2016	1,137
6.	WR Terry Glenn, NE, 1996	1,132
7.	WR Bill Brooks, IND, 1986	1,131
8.	WR Amari Cooper, OAK, 2015	1,070
9.	WR Ernest Givins, HOU, 1986	1,062
10.	WR A.J. Green, CIN, 2011	1,057
11.	<b>WR Mike Evans, TB 2014</b>	<b>1,051</b>

### EVANS VS. BUCCANEERS ROOKIES

Evans had a record-setting rookie season, setting a new franchise record for receiving touchdowns, tying for the most touchdowns from scrimmage by a rookie, while finishing with the second-most receiving yards and receptions by a Buccaneers rookie.

### MOST RECEIVING TOUCHDOWNS BY A ROOKIE - (Team History)

Rank	Player, Year	TDs
1.	<b>WR Mike Evans, 2014</b>	<b>12</b>
2.	WR Mike Williams, 2010	11
3.	WR Michael Clayton, 2004	7
4.	WR Kevin House, 1980	5
4.	TE Tim Wright, 2013	5

### MOST SCRIMMAGE TOUCHDOWNS BY A ROOKIE - (Team History)

Player, Year	Rec. TD	Rush TD	Total TD
1. <b>WR Mike Evans, 2014</b>	<b>12</b>	<b>0</b>	<b>12</b>
1. <b>RB Doug Martin, 2012</b>	<b>1</b>	<b>11</b>	<b>12</b>
3. WR Mike Williams, 2010	11	0	11
4. RB Lars Tate, 1988	1	7	8
5. WR Michael Clayton, 2004	7	0	7
5. WR Warrick Dunn, 1997	3	4	7
5. RB Errict Rhett, 1994	0	7	7

### MOST RECEIVING YARDS BY A ROOKIE - (Team History)

Rank	Player, Year	Yards
1.	WR Michael Clayton, 2004	1,193
2.	<b>WR Mike Evans, 2014</b>	<b>1,051</b>
3.	WR Mike Williams, 2010	964
4.	WR Lawrence Dawsey, 1991	818
5.	WR Horace Copeland, 1993	633

### MOST RECEPTIONS BY A ROOKIE - (Team History)

Rank	Player, Year	Rec.
1.	WR Michael Clayton, 2004	80
2.	<b>WR Mike Evans, 2014</b>	<b>68</b>
3.	FB Mike Alstott, 1996	65
3.	WR Mike Williams, 2010	65
5.	WR Lawrence Dawsey, 1991	55

### BUCCANEERS ALL-TIME SINGLE GAME ROOKIE RECEIVING YARD LEADERS

Player	Date (Opp.)	Rec.	TD	Yards
1. Mark Carrier	12/6/87 (at NO)	8	1	212
2. <b>Mike Evans</b>	<b>11/16/14 (at WAS)</b>	<b>7</b>	<b>2</b>	<b>209</b>
3. Michael Clayton	12/12/04 (at SD)	9	1	145
4. Michael Clayton	10/18/04 (at STL)	8	0	142
5. Kevin House	12/20/80 (vs. CHI)	3	0	138
6. <b>Mike Evans</b>	<b>11/9/14 (vs. ATL)</b>	<b>7</b>	<b>1</b>	<b>125</b>
7. <b>Mike Evans</b>	<b>11/2/14 (at CLE)</b>	<b>7</b>	<b>2</b>	<b>124</b>
8. Arrelious Benn	12/12/10 (at WAS)	4	0	122
9. Steve Holloway	10/18/1987 (vs. MIN)	8	0	107
10. Warrick Dunn	9/21/97 (vs. MIA)	6	1	106

## MAKING BRATE PLAYS

Over the past two seasons, Buccaneers TE **Cam Brate** leads the league in receiving touchdowns among tight ends.

### MOST RECEIVING YARDS - SINGLE SEASON (Tight Ends, Team History)

2016-17 NFL RECEIVING TOUCHDOWN LEADERS - TIGHT ENDS			Rank	Player	Year	Yards
Rank	Player (Team)	Rec TD				
1.	<b>Cam Brate (TB)</b>	<b>10</b>	1.	Kellen Winslow	2009	884
2.	Hunter Henry (SD)	9	2.	Jimmie Giles	1981	786
3.	Antonio Gates (SD)	8	3.	Kellen Winslow	2011	763
3.	Kyle Rudolph (MIN)	8	4.	Jackie Harris	1995	751
5.	Martellus Bennett (NE)	7	5.	Kellen Winslow	2010	730
5.	Delanie Walker (TEN)	7	6.	Jimmie Giles	1985	673
			7.	<b>Cam Brate</b>	<b>2016</b>	<b>660</b>
			8.	Jimmie Giles	1980	602
			9.	Jimmie Giles	1979	579
			10.	Tim Wright	2013	571

### BRATE IN BUCS HISTORY

Brate had one of the best seasons ever by a Buccaneers tight end. His eight touchdown receptions tied for the most in a single season by a tight end in team history, while his 57 receptions were fifth-most and his 660 receiving yards were the seventh-most.

### MOST RECEPTIONS - SINGLE SEASON (Tight Ends, Team History)

MOST TOUCHDOWN RECEPTIONS - SINGLE SEASON (Tight Ends, Team History)				Rank	Player	Year	Rec.
Rank	Player	Year	TD				
1.	<b>Cam Brate</b>	<b>2016</b>	<b>8</b>	1.	Kellen Winslow	2009	77
1.	Jimmie Giles	1985	8	2.	Kellen Winslow	2011	75
3.	Jimmie Giles	1979	7	3.	Kellen Winslow	2010	66
4.	Jimmie Giles	1981	6	4.	Jackie Harris	1995	62
5.	Calvin Magee	1986	5	5.	<b>Cam Brate</b>	<b>2016</b>	<b>57</b>
5.	Dave Moore	1999	5				
5.	Kellen Winslow	2009	5				
5.	Kellen Winslow	2010	5				



## DEEP THREAT DESEAN

This past offseason, the Buccaneers signed WR **DeSean Jackson**, one of the premier deep threats not only in the league today, but in NFL history.

### DESEAN IN NFL HISTORY

DeSean Jackson's game-breaking ability allows him to stand among some of the all-time greats. His 26 career touchdowns of 50 or more yards are tied for the fourth-most in the NFL since 1970, while his 22 scores of 60 or more yards are second only to Hall of Fame wide receiver Jerry Rice.

#### NFL TOUCHDOWNS OF 50+ YARDS (Since 1970)

Rank	Player (Years)	TD
1.	WR Jerry Rice (1985-2004)	36
2.	WR Randy Moss (1998-2012)	29
3.	WR Terrell Owens (1996-2010)	27
4.	<b>WR DeSean Jackson (2008-Pres.)</b>	<b>26</b>
4.	WR Steve Smith Sr. (2001-16)	26

#### NFL TOUCHDOWNS OF 60+ YARDS (NFL History)

Rank	Player	TD
1.	WR Jerry Rice (1985-2004)	23
2.	<b>WR DeSean Jackson (2008-Pres.)</b>	<b>22</b>
3.	WR Devin Hester (2006-16)	21
4.	WR Bobby Mitchell (1958-68)	20
5.	WR Lance Alworth (1962-72)	19

### LEADING THE LEAGUE

With his speed and big play ability ranking alongside some of the most notable deep threats in NFL history, it's no surprise that Jackson ranks as the most explosive player in the NFL since entering the league in 2008.

#### NFL TOUCHDOWNS OF 50+ YARDS (Since 2008)

Rank	Player (Years)	TD
1.	<b>WR DeSean Jackson (2008-Pres.)</b>	<b>26</b>
2.	RB Chris Johnson (2008-Pres.)	14
2.	WR Jordy Nelson (2008-Pres.)	14
4.	WR Calvin Johnson (2007-15)	13
5.	Two players tied	12

#### NFL RECEIVING AVERAGE - Min. 300 Rec. (Since 2008)

Rank	Player (Years)	Avg.
1.	<b>WR DeSean Jackson (2008-Pres.)</b>	<b>17.7</b>
2.	WR Vincent Jackson (2005-16)	16.9
3.	WR Calvin Johnson (2007-15)	15.9
4.	WR Kenny Britt (2009-Pres.)	15.8
5.	WR T.Y. Hilton (2012-Pres.)	15.7

#### NFL RECEPTION OF 50+ YARDS (Since 2008)

Rank	Player (Years)	Rec.
1.	<b>WR DeSean Jackson (2008-Pres.)</b>	<b>37</b>
2.	WR Calvin Johnson (2007-15)	23
2.	WR Mike Wallace (2009-Pres.)	23
4.	WR Jordy Nelson (2008-Pres.)	22
5.	WR A.J. Green (2011-Pres.)	20

Jackson has not only been one of the most explosive receivers since entering the league, but one of the most productive overall, ranking fifth in the NFL in receiving yards since 2008 and fifth among all active players

#### NFL RECEIVING YARDS (Since 2008)

Rank	Player (Years)	Yards
1.	WR Calvin Johnson (2008-15)	10,863
2.	WR Brandon Marshall (2008-Pres.)	10,566
3.	WR Larry Fitzgerald (2008-Pres.)	10,121
4.	WR Andre Johnson (2008-16)	9,381
5.	<b>WR DeSean Jackson (2008-Pres.)</b>	<b>8,962</b>

#### NFL RECEIVING YARDS (Active Players)

Rank	Player (Years)	Yards
1.	WR Larry Fitzgerald (2004-Pres.)	14,665
2.	WR Brandon Marshall (2006-Pres.)	12,200
3.	TE Jason Witten (2003-Pres.)	12,056
4.	TE Antonio Gates (2003-Pres.)	11,268
5.	<b>WR DeSean Jackson (2008-Pres.)</b>	<b>8,962</b>

## TEAM STATS

### THIRD DOWN SUCCESS

One of the biggest keys for Tampa Bay in 2016, on both offense and defense, was success on third downs. Defensively, the Buccaneers limited opponents to a 34.4 conversion rate on third down, the best mark in the league. On the offensive side of the ball, Tampa Bay converted 43.9 percent of their third-down attempts, the sixth-highest mark in the NFL. The +9.5 percentage point differential between third-down conversion percentages allowed vs. converted was the highest in the NFL.

#### 2016 NFL OPPONENT THIRD-DOWN CONVERSION LEADERS

Rank	Team	Conv.	Att.	Pct.
1.	<b>Tampa Bay Buccaneers</b>	<b>67</b>	<b>195</b>	<b>34.4</b>
2.	Baltimore Ravens	75	214	35.0
3.	New York Giants	84	238	35.3
4.	Miami Dolphins	77	213	36.2
5.	Denver Broncos	86	236	36.4

#### 2016 NFL THIRD-DOWN CONVERSION LEADERS

Rank	Team	Conv.	Att.	Pct.
1.	New Orleans Saints	107	220	48.6
2.	Green Bay Packers	98	210	46.7
3.	Tennessee Titans	100	217	46.1
4.	New England Patriots	104	227	45.8
5.	Washington Redskins	90	199	45.2
6.	<b>Tampa Bay Buccaneers</b>	<b>94</b>	<b>214</b>	<b>43.9</b>
7.	Indianapolis Colts	87	202	43.1
8.	Detroit Lions	83	195	42.6
9.	San Diego Chargers	85	200	42.5
10.	Dallas Cowboys	80	189	42.3

### RUSHING THE PASSER

In 2016, Tampa Bay recorded 38 sacks, tied for the ninth-most in the NFL.

#### NFL TEAM SACK LEADERS

Rank	Team	Sacks
1.	Arizona Cardinals	48
2.	Carolina Panthers	47
3.	Denver Broncos	42
3.	Seattle Seahawks	42
5.	Minnesota Vikings	41
6.	Green Bay Packers	40
6.	Tennessee Titans	40
8.	Buffalo Bills	39
9.	<b>Tampa Bay Buccaneers</b>	<b>38</b>
9.	Pittsburgh Steelers	38
9.	Washington Redskins	38

### TAKE THE BALL AWAY

Despite a slow start that saw only two takeaways during the first four weeks, Tampa Bay was one of the top teams in the league in 2016 at forcing turnovers, recording the third-most takeaways in the NFL.

#### 2016 NFL TAKEAWAY LEADERS

Rank	Team	INT	FR	Takeaways
1.	Kansas City Chiefs	18	15	33
2.	Oakland Raiders	16	14	30
3.	<b>Tampa Bay Buccaneers</b>	<b>17</b>	<b>12</b>	<b>29</b>
4.	Arizona Cardinals	14	14	28
4.	Baltimore Ravens	18	10	28
4.	San Diego Chargers	18	10	28

## THE REAL MCCOY

### MCCOY IN 2016

Gerald McCoy finished the 2016 season ranking fourth among all defensive tackles with 7.0 sacks.

### 2016 NFL SACK LEADERS - DEFENSIVE TACKLES

Rank	Player (Team)	Sacks
1.	Geno Atkins (CIN)	9.0
2.	Calais Campbell (ARI)	8.0
2.	Aaron Donald (LA)	8.0
4.	<b>Gerald McCoy (TB)</b>	<b>7.0</b>
5.	Fletcher Cox (PHI)	6.5
5.	Nick Fairley (NO)	6.5
5.	Malik Jackson (JAC)	6.5

### MCCOY SINCE 2013

Since 2013, McCoy has the most sacks by any defensive tackle in the NFL.

### NFL SACK LEADERS - DEFENSIVE TACKLES (2013-17)

Rank	Player (Team)	Sacks
1.	<b>Gerald McCoy (TB)</b>	<b>33.5</b>
2.	Geno Atkins (CIN)	32.0
3.	Aaron Donald (LAR)	29.0
4.	Jurrell Casey (TEN)	28.5
5.	Fletcher Cox (PHI)	25.0
5.	Ndamukong Suh (MIA)	25.0

More than just a pass-rusher, McCoy has shown his ability at stopping the run. His 51 tackles for loss are the fourth-most by a defensive tackle since 2012.

### NFL TFL LEADERS - DEFENSIVE TACKLES (2012-17)

Rank	Player (Team)	TFL
1.	Ndamukong Suh (MIA)	77
2.	Geno Atkins (CIN)	64
3.	Aaron Donald (LAR)	60
4.	<b>Gerald McCoy (TB)</b>	<b>54</b>
5.	Jurrell Casey (LA)	50

### MCCOY IN TEAM HISTORY

McCoy's 9.5 sacks in 2013 are tied for the fifth-most in a single season by a defensive tackle. He is only the third defensive tackle in Buccaneers history to top 9.0 sacks in a single season (Warren Sapp, Santana Dotson)

### MOST SACKS, SINGLE SEASON - DEFENSIVE TACKLES (Team History)

Rank	Player	Year	Sacks
1.	Warren Sapp	2000	16.5
2.	Warren Sapp	1999	12.5
3.	Warren Sapp	1997	10.5
4.	Santana Dotson	1992	10.0
5.	David Logan	1983	9.5
5.	<b>Gerald McCoy</b>	<b>2013</b>	<b>9.5</b>

For his career, McCoy has 42.5 sacks, the second-most by a defensive tackle in team history and the fourth-most in franchise history.

### MOST SACKS - DEFENSIVE TACKLE (Team History)

Rank	Player	Sacks
1.	Warren Sapp, 1995-2003	77.0
2.	<b>Gerald McCoy, 2010-Pres.</b>	<b>42.5</b>
3.	David Logan, 1979-86*	39.0
4.	Brad Culpepper, 1994-99	33.0
5.	Santana Dotson, 1992-95	23.0

\* Sacks were not an official stat until 1982. Logan is credited with 28.5 by Stats, Inc.

### MOST SACKS - TEAM HISTORY

Rank	Player	Sacks
1.	Lee Roy Selmon, 1976-84*	78.5
2.	Warren Sapp, 1995-2003	77.0
3.	Simeon Rice, 2001-06	69.5
4.	<b>Gerald McCoy, 2010-Pres.</b>	<b>42.5</b>
5.	David Logan, 1979-86*	39.0
6.	Chidi Ahanotu, 1993-00, 2004	34.5
7.	Brad Culpepper, 1994-99	33.0
8.	Ronde Barber, 1997-2012	28.0
9.	Broderick Thomas, 1989-93	26.5
10.	Greg Spires, 2002-07	26.0

\* Sacks were not an official stat until 1982. Selmon is credited with 23.0 & Logan is credited with 28.5 by Stats, Inc.



## DOMINANT DAVID

Since entering the NFL in 2012, Lavonte David has shown himself to be one of the top linebackers in the league, earning All-Rookie honors from nearly every publication his first season, then following up a Pro Bowl selection in 2015 and All-Pro honors following the 2013 and 2016 seasons.

Entering his sixth season, David has already set some impressive marks around the NFL.

### DAVID SINCE ENTERING THE LEAGUE

Over the past five seasons, David has made the second-most tackles in the NFL and the second-most solo tackles.

### 2012-17 NFL TACKLE LEADERS

Rank	Player (Current Team)	Tackles
1.	LB Luke Kuechly (CAR)	727
<b>2.</b>	<b>LB Lavonte David (TB)</b>	<b>679</b>
3.	LB Bobby Wagner (SEA)	676
4.	LB Paul Posluszny (JAC)	648
5.	LB D'Qwell Jackson (FA)	626

### 2012-17 NFL SOLO TACKLE LEADERS

Rank	Player (Current Team)	Solo Tackles
1.	LB Paul Posluszny (JAC)	484
<b>2.</b>	<b>LB Lavonte David (TB)</b>	<b>483</b>
3.	LB Luke Kuechly (CAR)	466
4.	LB Karlos Dansby (ARI)	412
5.	LB Lawrence Timmons (MIA)	409

Since 2012, David has the second-most run stuffs of any player in football.

### 2012-17 STUFFS LEADERS

Rank	Player (Current Team)	Stuffs
1.	DE J.J. Watt (HOU)	69.5
<b>2.</b>	<b>LB Lavonte David (TB)</b>	<b>56.0</b>
3.	DE Michael Bennett (SEA)	49.5
4.	DE Calais Campbell (JAC)	42.0
4.	DT Ndamukong Suh (MIA)	41.0

David has also been one of the leaders in tackles for loss over the last five seasons. His 87 TFLs during that stretch rank him second in the NFL, and he is one of only two players in the league to post three consecutive seasons (2012-14) with at least 15 tackles for loss (also J.J. Watt, 2012-15).

### 2012-17 NFL TACKLE FOR LOSS LEADERS

Rank	Player (Current Team)	TFL
1.	DE J.J. Watt (HOU)	123
<b>2.</b>	<b>LB Lavonte David (TB)</b>	<b>87</b>
3.	LB Von Miller (DEN)	80
4.	DE Michael Bennett (SEA)	79
5.	DT Ndamukong Suh (MIA)	77
6.	DE Calais Campbell (JAC)	74
7.	LB Ryan Kerrigan (WAS)	73
8.	LB Justin Houston (KC)	68
9.	DE Cameron Jordan (NO)	65
10.	DT Geno Atkins (CIN)	64

David has shown his ability to help not only stop the run, but to defend the pass. Since entering the NFL in 2012, David is tied for second in the league in interceptions by a linebacker and is tied for the third-most passes defended during that span.

### 2012-17 NFL INTERCEPTIONS - (Linebackers)

Rank	Player (Team)	INT
1.	Luke Kuechly (CAR)	13
<b>2.</b>	<b>Lavonte David (TB)</b>	<b>10</b>
2.	Thomas Davis (CAR)	10
3.	Paul Posluszny (JAC)	9
5.	Karlos Dansby (ARI)	8
5.	DeAndre Levy (FA)	8
5.	Lawrence Timmons (MIA)	8

### 2012-17 NFL PASSES DEFENSED - (Linebackers)

Rank	Player (Team)	PD
1.	Luke Kuechly (CAR)	44
2.	Karlos Dansby (ARI)	43
<b>3.</b>	<b>Lavonte David (TB)</b>	<b>35</b>
3.	Mark Barron (LAR)	35
3.	Alec Ogletree (LAR)	35

## DOMINANT DAVID

### HISTORICAL PERFORMANCE

In his first five seasons, David has totaled 663 tackles, 18.0 sacks and 10 interceptions. He is the only player in the NFL during the last five years to total at least 500 tackles, 15.0 sacks and 10 interceptions. The start to his career compares with several of his most notable peers, as well as Hall of Famers.

#### NOTABLE LINEBACKERS - FIRST FIVE SEASONS

Player	Years	Tkls	Sacks	INT	FF
Ray Lewis*	1996-2000	718	16.0	9	2
Luke Kuechly*	2012-16	693	9.0	12	4
Patrick Willis	2007-11	692	17.0	5	12
Derrick Brooks*^	1995-99	669	4.5	8	8
<b>Lavonte David</b>	<b>2012-16</b>	<b>663</b>	<b>18.0</b>	<b>10</b>	<b>12</b>
Zach Thomas	1996-2000	651	7.0	9	7
Junior Seau^	1990-94	600	18.0	4	3
Brian Urlacher	2000-04	579	26.5	7	6
Lance Briggs	2003-07	548	5.5	6	9

\*Won NFL Defensive Player of the Year in span.

^Selected to Pro Football Hall of Fame.

In 2013, David put together a historical season, one that ranked alongside some of the best linebackers in NFL history.

#### NOTABLE LINEBACKER SEASONS SINCE 1982

Player	Year	Tkls	Sacks	INT
Ray Lewis*^	2003	163	1.5	6
Luke Kuechly*^	2013	156	2.0	4
<b>Lavonte David*^</b>	<b>2013</b>	<b>144</b>	<b>7.0</b>	<b>5</b>
Junior Seau^	1996	138	7.0	2
Ray Lewis*^	2000	136	3.0	2
Brian Urlacher*^	2005	122	6.0	0
Hardy Nickerson^	1996	120	3.0	2
Derrick Brooks*^	2002	118	1.0	5
Patrick Willis^	2009	114	4.0	3
Mike Singletary*^	1985	113	3.0	1
Lance Briggs^	2005	107	2.0	2
Thomas Davis^	2015	105	5.5	4

\*Won NFL Defensive Player of the Year.

^Named to an All-Pro team following the season.

David joined former All-Pro S Dave Duerson (1986) as the only two players since 1982 to record at least 7.0 sacks and five interceptions in the same season. David is the only linebacker to ever do so.

### IN COVERAGE

David finished 2013 with five interceptions, tied for the most ever by a Buccaneers linebacker in a single season.

#### MOST INTERCEPTIONS IN A SINGLE SEASON (Linebackers - Team History)

Player	Year	INT
1. Derrick Brooks	2002	5
<b>1. Lavonte David</b>	<b>2013</b>	<b>5</b>
1. Cecil Johnson	1981	5
4. Derrick Brooks	1999	4
4. Jamie Duncan	1977	4
4. Richard Wood	1984	4

Against Buffalo (12/8/13), David recorded two interceptions, becoming the first Buccaneer to record multiple interceptions in the same game since CB Aqib Talib in 2010 (2 at ARI, 10/31/10) and the first Buccaneers linebacker to record multiple interceptions in the same game since Derrick Brooks (2 vs. CHI, 10/24/99). David is one of only six Buccaneers linebackers ever to record multiple interceptions in the same game. He did so again against Philadelphia (11/22/15), becoming the first linebacker in team history with more than one multi-interception game.

#### MULTIPLE INTERCEPTIONS IN A SINGLE GAME (Linebackers - Team History)

Player	Opponent-Date	INT
Derrick Brooks	vs. CHI-10/24/99	2
<b>Lavonte David</b>	<b>vs. BUF-12/8/13</b>	<b>2</b>
<b>Lavonte David</b>	<b>at PHI-11/22/15</b>	<b>2</b>
Cecil Johnson	vs. DET-10/4/81	2
Dave Lewis	vs. CHI-10/22/78	2
Broderick Thomas	at NO-11/1/92	2
Richard Wood	at NO-12/11/77	2

David has 10 career interceptions, tied for the second-most by a linebacker in team history.

#### MOST INTERCEPTIONS BY A LB - Team History

Rank	Player	INT
1.	Derrick Brooks, 1995-2008	25
<b>2.</b>	<b>Lavonte David, 2012-Pres.</b>	<b>10</b>
2.	Dave Lewis, 1977-81	10
4.	Cecil Johnson, 1977-85	9
4.	Richard Wood, 1976-84	9

## DOMINANT DAVID

### PASS RUSH SPECIALIST

In 2013, Lavonte David showed off a pass-rushing ability not usually seen from linebackers in a 4-3 defense, finishing the season with 7.0 sacks, tied for the third-most

David's 7.0 sacks in 2013 are tied for the third-most by a linebacker in team history

### MOST SACKS BY A LINEBACKER - SINGLE SEASON (Team History)

Player	Year	Sacks
1. Broderick Thomas	1991	11
2. Broderick Thomas	1990	7.5
<b>3. Lavonte David</b>	<b>2013</b>	<b>7.0</b>
3. Lonnie Marts	1996	7.0
5. Chris Washington	1987	6.5

For his career, David has totaled 18.0 sacks, the second-most by a linebacker in team history.

### MOST SACKS BY A LB - Team History

Rank	Player	Sacks
1.	Broderick Thomas, 1989-93	26.5
<b>2.</b>	<b>Lavonte David, 2012-Pres.</b>	<b>18.0</b>
3.	Chris Washington, 1984-88	17.5
4.	Derrick Brooks, 1995-2008	13.5
5.	Shelton Quarles, 1997-2006	13.0

### DAVID & BROOKS

David has drawn comparisons to former Buccaneers' great LB Derrick Brooks. An 11-time Pro Bowler and nine-time All-Pro, Brooks is one of the most decorated players in Tampa Bay history, even earning NFL Defensive Player of the Year in 2002. Through their first 80 games played, David compares favorably to the Hall of Famer.

### D. BROOKS & L. DAVID (First 80 Games Played)

Player	Tackles	Sacks	Stuffs	INT	PD	FF	FR
David	679	18.0	56.0	10	35	12	7
Brooks	669	4.5	38.0	8	50	8	3

In 2013 David earned a first-team All-Pro selection, joining Brooks and Hardy Nickerson as the only linebackers in franchise history to earn that distinction.

### MOST FIRST-TEAM ALL-PRO SELECTIONS - LINEBACKERS (Team History)

Player	Selections	Years
Derrick Brooks	5	1999-2000, 2002, 2004-05
Hardy Nickerson	2	1993, 1997
<b>Lavonte David</b>	<b>1</b>	<b>2013</b>



In 2016, Tampa Bay brought in veteran cornerback Brent Grimes to help the team's pass defense and provide a veteran leader who knew Defensive Coordinator Mike Smith's system. Grimes proved to be a key addition to the team, notching the most passes defended in the NFL.

#### 2016 NFL PASS DEFENSED LEADERS

Rank	Player (Team)	PD
1.	<b>Brent Grimes (TB)</b>	<b>24</b>
2.	Dominique Rodgers-Cromartie (NYG)	21
3.	Casey Hayward (SD)	20
3.	Marcus Peters (KC)	20
4.	Robert Alford (ATL)	19
4.	Josh Norman (WAS)	19

Since 2013, Grimes has the most passes defended in the NFL

#### NFL MOST PASSES DEFENSED (2013-17)

Rank	Player (Current Team)	PD
1.	<b>CB Brent Grimes (TB)</b>	<b>70</b>
2.	CB David Amerson (OAK)	63
3.	CB Johnathan Joseph (HOU)	61
4.	CB Dominique Rodgers-Cromartie (NYG)	60
5.	CB Robert Alford (ATL)	59
5.	CB Aqib Talib (DEN)	59

#### GRIMES IN BUCS HISTORY

Grimes's 24 passes defended were the most by any Buccaneers player since Ronde Barber had 24 in 2001. Since 1994, Grimes' 24 passes defended are tied for the second-most by a Buccaneers player.

#### MOST PASSES DEFENSED - SINGLE SEASON SINCE 1994 (Team History)

Rank	Player	Year	PD
1.	Donnie Abraham	1999	25
2.	Ronde Barber	2001	24
2.	<b>Brent Grimes</b>	<b>2016</b>	<b>24</b>
2.	Ricky Reynolds	1992	24
5.	Donnie Abraham	2000	23

#### GRIMES PICKING PASSES

In 2016, Grimes led Tampa Bay with four interceptions, his fourth consecutive season with at least four interceptions. He is the only player in the NFL to record at least four interceptions in every season during that span (2013-16).

Grimes has the fourth-most interceptions by any player over the past five seasons and the second-most by any cornerback.

#### NFL MOST INTERCEPTIONS (2013-17)

Rank	Player (Current Team)	INT
1.	S Reggie Nelson (OAK)	19
2.	S Glover Quin (DET)	18
2.	CB Richard Sherman (SEA)	18
4.	<b>CB Brent Grimes (TB)</b>	<b>17</b>
5.	S Quintin Demps (HOU)	15
5.	S Tashaun Gipson (JAC)	15
5.	CB Trumaine Johnson (LAR)	15
5.	CB Marcus Peters (KC)	15
5.	CB Aqib Talib (DEN)	15

In his career, Grimes has 30 interceptions, tied for the fifth-most among active players.

#### MOST CAREER INTERCEPTIONS- ACTIVE PLAYERS

Rank	Player (Current Team)	INT
1.	S DeAngelo Hall (WAS)	43
2.	CB Terence Newman (MIN)	41
3.	S Reggie Nelson (OAK)	35
4.	CB Aqib Talib (DEN)	34
5.	<b>CB Brent Grimes (TB)</b>	<b>30</b>
5.	CB Dominique Rodgers-Cromartie (NYG)	30
5.	CB Richard Sherman (SEA)	30
5.	CB Tramon Williams (ARI)	30

## BRYAN "THE BANGER" ANGER

In 2016, the Buccaneers signed P **Bryan Anger**. Since then, Anger has shown his value, recording the sixth-most punts inside the 20-yard line (40), while posting a 43.0 net punting average, the third-best mark in the league over the past two seasons.

### 2016-17 PUNTS INSIDE THE 20 LEADERS

Rank	Player (Team)	Inside 20
1.	Johnny Hekker (LAR)	59
2.	Dustin Colquitt (KC)	46
2.	Sam Koch (BAL)	46
4.	Marquette King (OAK)	43
5.	Jeff Locke (DET)	41
6.	<b>Bryan Anger (TB)</b>	<b>40</b>

### 2016-17 NET PUNTING AVERAGE LEADERS

Rank	Player (Team)	Net Avg.
1.	Johnny Hekker (LA)	46.0
2.	Sam Martin (DET)	44.2
3.	<b>Bryan Anger (TB)</b>	<b>43.0</b>
4.	Thomas Morstead (NO)	43.0
5.	Pat McAfee (Retired)	42.7

### ANGER IN BUCS HISTORY

Not only did Anger have one of the top seasons in the NFL in 2016, he had the best punting season in team history.

### MOST PUNTS INSIDE THE 20 - SINGLE SEASON (Team History)

Rank	Player	Year	Inside 20
1.	<b>Bryan Anger</b>	<b>2016</b>	<b>37</b>
2.	Josh Bidwell	2007	30
2.	Tom Tupa	2002	30
4.	Josh Bidwell	2008	27
5.	Mark Royals	2001	26
5.	Tom Tupa	2003	26

### HIGHEST NET PUNTING AVERAGE - SINGLE SEASON (Team History)

Rank	Player	Year	Net Avg.
1.	<b>Bryan Anger</b>	<b>2016</b>	<b>42.7</b>
2.	Michael Koenen	2011	40.3
3.	Michael Koenen	2013	38.3
4.	Jacob Schum	2015	38.0
5.	Tommy Barnhardt	1996	37.8

Against the N.Y. Giants, Anger tied a franchise record for net punting average in a game, after he totaled 199 net punting yards on four kicks, a 49.8 average.

### HIGHEST NET PUNTING AVERAGE - SINGLE GAME , MIN. 4 PUNTS (Team History)

Player	Date & Opponent	Punts	Net Yds	Net Avg.
1. <b>Bryan Anger</b>	<b>10/1/17 vs. NYG</b>	<b>4</b>	<b>199</b>	<b>49.8</b>
2. Michael Koenen	10/16/11 vs. NO	4	199	49.8
3. Michael Koenen	12/29/13 at NO	5	240	48.0
4. Michael Koenen	12/17/11 vs. DAL	4	204	47.3
5. Bryan Anger	1/1/17 vs. CAR	5	229	45.8

## STRENGTH OF THE SOUTH

Over the previous 15 seasons, one could argue that the toughest division in the NFL is the NFC South. Since realignment in 2002, the NFC South is the only division to not only have each of its teams make a conference championship appearance, but have all four teams make it to the Super Bowl. The NFC East, NFC West and AFC West are the only other divisions to have all four teams earn a division championship since realignment.

The NFC South has also been represented nine times in a conference championship game, the best in the NFC and the second-most in the NFL. The NFC South is also tied for the second-most appearances in the Super Bowl (5), tied for the most by any NFC division. In 2016, The NFC South became the first division since realignment to have all four of its teams play in the Super Bowl, with Tampa Bay (XXXVII), Atlanta (LI), Carolina (XXXVIII & 50) and New Orleans (XLIV) all making it.

### SUPER BOWL APPEARANCES & WINS SINCE 2002

Division	Appearances	Wins
AFC East	6	4
<b>NFC South</b>	<b>5</b>	<b>2</b>
NFC West	5	1
AFC North	4	3
NFC East	3	2
AFC South	2	1
NFC North	2	1
AFC West	3	1

### CONFERENCE CHAMPIONSHIP GAME APPEARANCES SINCE 2002

Division	Number
AFC East	12
<b>NFC South</b>	<b>9</b>
NFC West	8
AFC North	7
NFC East	6
NFC North	6
AFC South	5
AFC West	5

The NFC South is also one of only two divisions to have more than one team win a Super Bowl (Tampa Bay, New Orleans), since 2002, joining the AFC North. The NFC South has had a very even split of division champions, with all four of the teams having captured at least three division titles.

### NFC SOUTH DIVISION TITLES SINCE 2002

Team	Number
Carolina	5
Atlanta	4
<b>Tampa Bay</b>	<b>3</b>
New Orleans	3

In 2010, the NFC South recorded another impressive feat, as they were the only division to have three teams finish with a winning record, with three of the four teams finish with a double-digit win total (Atlanta – 13-3; New Orleans – 11-5; Tampa Bay – 10-6). It marked just the second time, dating back to realignment in 2002, that a division has had three teams with double-digit wins in the same season (also the AFC South in 2007). The feat was matched by the NFC North in 2012, the NFC West in 2013 and the AFC North in 2014.

In 2008, the NFC South again showed its overall strength, as it finished as one of only three divisions in the League to have three of its four teams with a record of 9-7 or better (also AFC East and NFC East) and is one of two divisions to have all of its teams at 8-8 or better (also NFC East). The NFC South also finished with a remarkable 27-5 overall home record in 2008, the best combined home winning percentage by a division in NFL history (.844), with the next best division last season, the NFC East, holding an 23-9 record at home. The South was also a near-perfect 11-1 at home when facing other South division opponents in 2008. The Bucs contributed significantly to that mark, as they finished 6-2 at home, winning their first six games at Raymond James Stadium in 2008.

### BEST COMBINED HOME RECORD BY A DIVISION IN NFL HISTORY

Year	Division	Record	Pct.
<b>2008</b>	<b>NFC South</b>	<b>27-5</b>	<b>.844</b>
2003	NFC West	26-6	.813
1988	AFC Central	25-7	.781
1971	AFC West	20-6-2	.769*
1988	AFC East	30-9-1	.763
1976	AFC Central	21-7	.750
1995	NFC Central	30-10	.750
2013	NFC West	24-8	.750

\*Prior to 1972, tie games were not counted in winning percentage.



## BUCCANEERS AND THE NFL CELEBRATE 10 YEARS OF GETTING KIDS ACTIVE AND HEALTHY THROUGH NFL PLAY 60

This fall, the NFL celebrates 10 years of getting kids active and healthy through NFL PLAY 60. As part of the celebrations, and as kids get back to sports, NFL teams will host PLAY 60-themed games and community activities during Weeks 3 and 4 of the 2017 season. From building fitness zones and playgrounds to hosting youth football clinics, NFL teams will help members of their community and children of all abilities get active for 60 minutes a day all year long.



*In August, Jameis Winston hosted a Bucs Academy PLAY 60 clinic, welcoming 100 students from the team's Bucs Academy initiative to training camp where children exercised and enjoyed football drills after practice.*

On October 1, when the Tampa Bay Buccaneers hosted the New York Giants at Raymond James Stadium, the organization celebrated PLAY 60 throughout the game. Local "Fuel Up to PLAY 60" Student Ambassadors from the Florida Dairy Council participated in pre-game activities, serving as honorary guests of the game during the coin toss and honorary flag runners to lead the Buccaneers onto the field. During halftime, the Tampa Bay Buccaneers also hosted two youth football games on-field. In addition, the Buccaneers and NFL PLAY 60 games throughout the league featured: team-customized PLAY 60 eye black for community groups and NFL PLAY 60 field stencils, banners and goal post wraps around the stadium.

"For the past decade, NFL PLAY 60 has been an important tool in ensuring that youth get the recommended amount of daily physical activity. It's important that young fans understand the benefits of exercise and have the resources to build a foundation for a lifetime of good health," said NFL Commissioner **ROGER GOODELL**. "We are proud of the achievements over the past decade and look forward to advancing progress through the implementation of innovative programs and new play spaces for youth in partnership with our teams, players and partner organizations."

Since 2007, the NFL has committed more than \$350 million to youth health and fitness through PLAY 60 programming, grants and media time for public service announcements. With the help of NFL teams, players and partner organizations, more than 2,000 PLAY 60 events are held annually, and more than 250 NFL Youth Fitness Zones have been constructed nationwide, providing millions of kids with access and resources to play. Thousands of NFL players have served as PLAY 60 Ambassadors and dedicate their time to getting youth in their communities more active through youth football clinics, school assemblies, PSAs and other community outreach activities.

Fans are encouraged to join the PLAY 60 celebration and show how they get active for 60 minutes a day using the hashtag #PLAY60 and tagging @NFLPLAY60 on Twitter for a chance to be featured on NFL.com/PLAY60.



*On Sunday, the Buccaneers will once again host local youth football teams for a halftime scrimmage on the field at Raymond James Stadium.*



*In May 2017, linebacker Cameron Lynch, safeties Keith Tandy and Chris Conte, and defensive tackle Clinton McDonald visited Bing Elementary School to congratulate students and teachers for winning the 2017 Buccaneers PLAY 60 Challenge*

## 2017 TAMPA BAY BUCCANEERS UNOFFICIAL DEPTH CHART

### OFFENSE

<b>WR</b>	11 DeSean Jackson	10 Adam Humphries	18 Bernard Reedy
<b>TE</b>	84 Cameron Brate	45 Alan Cross	<u>82 Antony Auclair</u>
<b>LT</b>	76 Donovan Smith	66 Leonard Wester	
<b>LG</b>	64 Kevin Pamphile	62 Evan Smith	
<b>C</b>	74 Ali Marpet	68 Joe Hawley	
<b>RG</b>	73 J.R. Sweezy	62 Evan Smith	
<b>RT</b>	69 Demar Dotson	77 Caleb Benenoch	
<b>WR</b>	13 Mike Evans	<u>12 Chris Godwin</u>	
<b>TE</b>	<u>80 O.J. Howard</u>	88 Luke Stocker	
<b>QB</b>	3 Jameis Winston	14 Ryan Fitzpatrick	
<b>RB</b>	32 Jacquizz Rodgers or 34 Charles Sims III		25 Peyton Barber

### DEFENSE

<b>DE</b>	91 Robert Ayers Jr.	57 Noah Spence	
<b>DT</b>	93 Gerald McCoy	96 Sealver Siliga	94 Will Clarke
<b>DT</b>	90 Chris Baker or 98 Clinton McDonald		
<b>DE</b>	92 William Gholston	95 Ryan Russell	(56 Jacques Smith)
<b>SLB</b>	<u>51 Kendall Beckwith</u>	(59 Devante Bond)	
<b>MLB</b>	58 Kwon Alexander	53 Adarius Glanton	
<b>WLB</b>	54 Lavonte David	52 Cameron Lynch	
<b>CB</b>	28 Vernon Hargreaves III	36 Robert McClain	
<b>CB</b>	24 Brent Grimes	29 Ryan Smith	35 Javien Elliott
<b>S</b>	23 Chris Conte	<u>21 Justin Evans</u>	
<b>S</b>	37 Keith Tandy	43 T.J. Ward	26 Josh Robinson

### SPECIALISTS

<b>P</b>	9 Bryan Anger		
<b>PK</b>	2 Nick Folk		
<b>KO</b>	2 Nick Folk		
<b>H</b>	9 Bryan Anger		
<b>LS</b>	65 Garrison Sanborn	53 Adarius Glanton	
<b>PR</b>	18 Bernard Reedy	10 Adam Humphries	28 Vernon Hargreaves III
<b>KR</b>	18 Bernard Reedy	29 Ryan Smith	<u>21 Justin Evans</u>

Rookies Underlined

() Denotes Injury

## 2017 TAMPA BAY BUCCANEERS PRONUNCIATION GUIDE

### PLAYERS

<b>Antony Auclair</b>	Anthony Oh-claire
Caleb <b>Benenoch</b>	ben-en-KNOCK
Chris <b>Conte</b>	con-tee
<b>Lavonte</b> David	luh-VON-tay
<b>Javien</b> Elliott	jay-vee-un
William <b>Gholston</b>	GOAL-ston
<b>Adarius</b> Glanton	Uh-Dare-E-Us
<b>Ali Marpet</b>	Alley Mar-PET
Kevin <b>Pamphile</b>	PAM-feel
<b>Jacquizz</b> Rodgers	JAH-quiz

<b>Sealver Siliga</b>	silver suh-LING-uh
<b>Jacques</b> Smith	jah-KWEESE
<b>COACHES</b>	
Mike <b>Bajakian</b>	buh-JAKE-ian
Dave <b>Borgonzi</b>	bore-GON-zee
Danny <b>Breyer</b>	BRY-er
Nate <b>Kaczor</b>	Kat-sir
Dirk <b>Koetter</b>	Cutter
Todd <b>Monken</b>	Munk-in
Andrew <b>Weidinger</b>	why-ding-er

# 2017 TAMPA BAY BUCCANEERS NUMERICAL ROSTER

(as of 9/19/17)

No.	Name	Pos.	Ht.	Wt.	Age	NFL Exp.	College	Hometown	How Acq.
2	Nick Folk	K	6-1	222	32	11	Arizona	Hollywood, CA	FA-'17
3	Jameis Winston	QB	6-4	231	23	3	Florida State	Bessemer, AL	D1-'15
9	Bryan Anger	P	6-3	205	28	6	California	Camarillo, CA	UFA (JAC)-'16
10	Adam Humphries	WR	5-11	195	24	3	Clemson	Spartanburg, SC	FA-'15
11	DeSean Jackson	WR	5-10	175	30	10	California	Long Beach, CA	UFA (WAS)-'17
12	Chris Godwin	WR	6-1	209	21	R	Penn State	Middletown, DE	D3a-'17
13	Mike Evans	WR	6-5	231	24	4	Texas A&M	Galveston, TX	D1-'14
14	Ryan Fitzpatrick	QB	6-2	223	34	13	Harvard	Gilbert, AZ	UFA (NYJ)-'17
18	Bernard Reedy	WR	5-9	175	25	1	Toledo	St. Petersburg, FL	FA-'16
21	Justin Evans	S	6-0	199	22	R	Texas A&M	Wiggins, MS	D2-'17
23	Chris Conte	S	6-2	203	28	7	California	Los Angeles, CA	UFA (CHI)-'15
24	Brent Grimes	CB	5-10	185	34	11	Shippensburg	Philadelphia, PA	FA-'16
25	Peyton Barber	RB	5-11	225	23	2	Auburn	Alpharetta, GA	FA-'16
26	Josh Robinson	DB	5-10	200	26	6	UCF	Sunrise, FL	UFA (MIN)-'16
28	Vernon Hargreaves III	CB	5-10	204	22	2	Florida	Tampa, FL	D1-'16
29	Ryan Smith	CB	5-11	189	24	2	North Carolina Central	Upper Marlboro, MD	D4-'16
32	Jacquizz Rodgers	RB	5-6	205	27	7	Oregon State	Richmond, TX	FA-'16
34	Charles Sims III	RB	6-0	211	27	4	West Virginia	Houston, TX	D3-'14
35	Javien Elliott	CB	5-11	176	24	2	Florida State	Panama City, FL	FA-'16
36	Robert McClain	CB	5-9	195	29	6	Connecticut	Lusby, MD	UFA (LAC)-'17
37	Keith Tandy	S	5-10	205	28	6	West Virginia	Hopkinsville, KY	D6-'12
43	T.J. Ward	S	5-10	200	30	8	Oregon	Antioch, CA	FA-'17
45	Alan Cross	TE	6-1	235	24	2	Memphis	Millington, TN	FA-'16
51	Kendell Beckwith	LB	6-2	243	22	R	LSU	Clinton, LA	D3b-'17
52	Cameron Lynch	LB	6-0	229	24	3	Syracuse	Lawrenceville, GA	FA-'16
53	Adarius Glanton	LB	6-1	230	27	3	Florida Atlantic	Lakeland, FL	FA-'15
54	Lavonte David	LB	6-1	233	27	6	Nebraska	Miami, FL	D2-'12
56	Jacques Smith	DE	6-2	260	27	4	Missouri	Dallas, TX	W (BUF)-'14
57	Noah Spence	DE	6-2	251	23	2	Eastern Kentucky	Harrisburg, PA	D2a-'16
58	Kwon Alexander	LB	6-1	227	23	3	LSU	Oxford, AL	D4-'15
59	Devante Bond	LB	6-1	236	24	2	Oklahoma	Sacramento, CA	D6a-'16
62	Evan Smith	OL	6-2	308	31	8	Idaho State	Salinas, CA	UFA (GB)-'14
64	Kevin Pamphile	G	6-5	315	26	4	Purdue	Miami, FL	D5b-'14
65	Garrison Sanborn	LS	6-1	240	32	9	Florida State	Tampa, FL	FA-'17
66	Leonard Wester	T	6-6	305	24	2	Missouri Western	Mt. Union, IA	FA-'16
68	Joe Hawley	C	6-3	302	28	8	UNLV	Bakersfield, CA	FA-'15
69	Demar Dotson	T	6-9	315	31	9	Southern Miss	Alexandria, LA	FA-'09
73	J.R. Sweezy	G	6-5	298	28	5	North Carolina State	Moorestville, NC	UFA (SEA)-'16
74	Ali Marpet	C	6-4	307	24	3	Hobart	Hastings-on-Hudson, NY	D2b-'15
76	Donovan Smith	T	6-6	338	24	3	Penn State	Owings Mills, MD	D2a-'15
77	Caleb Benenoch	OL	6-5	305	23	2	UCLA	Katy, TX	D5-'16
80	O.J. Howard	TE	6-6	251	22	R	Alabama	Prattville, AL	D1-'17
82	Antony Auclair	TE	6-6	256	24	R	Laval	Motreal, Quebec	FA-'17
84	Cameron Brate	TE	6-5	245	26	3	Harvard	Naperville, IL	FA-'15
88	Luke Stocker	TE	6-5	253	29	7	Tennessee	Berea, KY	D4-'11
90	Chris Baker	DT	6-2	320	29	6	Hampton	Windsor, CT	UFA (WAS)-'17
91	Robert Ayers Jr.	DE	6-3	275	32	9	Tennessee	Jersey City, NJ	UFA (NYG)-'16
92	William Gholston	DE	6-6	281	26	5	Michigan State	Detroit, MI	D4b-'13
93	Gerald McCoy	DT	6-4	300	29	8	Oklahoma	Oklahoma City, OK	D1-'10
94	Will Clarke	DL	6-6	275	26	4	West Virginia	Pittsburgh, PA	FA-'17
95	Ryan Russell	DE	6-5	275	25	3	Purdue	Carrollton, TX	FA-'16
96	Sealver Siliga	DT	6-2	345	27	5	Utah	West Jordan, UT	W (SEA)-'16
98	Clinton McDonald	DT	6-2	297	30	8	Memphis	Jacksonville, AR	UFA (SEA)-'14

## PRACTICE SQUAD

No.	Name	Pos.	Ht.	Wt.	Age	NFL Exp.	College	HS Hometown	How Acq.
16	Freddie Martino	WR	6-0	195	26	2	North Greenville	North, SC	FA-'16
30	David Rivers	CB	6-0	185	23	R	Youngstown State	Miami, FL	FA-'17
39	Isaiah Johnson	S	6-0	209	24	1	South Carolina	Cary, NC	FA-'16
44	Russell Hansbrough	RB	5-9	195	23	1	Missouri	Arlington, TX	FA-'16
46	Austin Johnson	FB	6-2	240	28	3	Tennessee	Hickory, NC	FA-'16
49	Riley Bullough	LB	6-2	228	23	R	Michigan State	Traverse City, MI	FA-'17
50	Eric Nzeocha	LB	6-3	218	24	R	Wyoming	Neusitz, Germany	INTFA-'17
61	Justin Murray	T	6-5	304	24	1	Cincinnati	Cincinnati, OH	FA-'17
67	Mike Liedtke	OL	6-3	305	25	1	Illinois State	Woodstock, IL	FA-'16
71	Channing Ward	DE	6-4	279	25	2	Mississippi	Aberdeen, MS	FA-'16
85	Bobo Wilson	WR	5-9	186	22	R	Florida State	Miami, FL	FA-'17

## RESERVE/SUSPENDED

No.	Name	Pos.	Ht.	Wt.	Age	NFL Exp.	College	HS Hometown	How Acq.
22	Doug Martin	RB	5-9	223	28	6	Boise State	Oakland, CA	D1b-'12

## INJURED RESERVE

No.	Name	Pos.	Ht.	Wt.	Age	NFL Exp.	College	HS Hometown	How Acq.
4	Ryan Griffin	QB	6-5	210	27	4	Tulane	Westlake Village, CA	W (NO)-'15
72	Justin Trattou	DE	6-4	258	29	6	Florida	Ramsey, NJ	FA-'17
75	DaVonte Lambert	DL	6-2	282	23	2	Auburn	Keyesville, GA	FA-'16
97	Stevie Tu'ikolovatu	DT	6-1	320	26	R	USC	Salt Lake City, UT	D7-'17

## PRACTICE SQUAD INJURED RESERVE

No.	Name	Pos.	Ht.	Wt.	Age	NFL Exp.	College	HS Hometown	How Acq.
78	Marquis Lucas	T	6-4	313	24	1	West Virginia	Miami, FL	W (ATL)-'17

Head Coach: Dirk Koetter

Assistant Coaches: Nate Kaczor (special teams coordinator); Todd Monken (offensive coordinator/wide receivers); Mike Smith (defensive coordinator); Mike Bajakian (quarterbacks); Butch Barry (assistant offensive line); Danny Breyer (defensive assistant); Dave Borgonzi (defensive quality control); Mark Duffner (linebackers); Skyler Fulton (offensive assistant); Zack Grossi (offensive quality control); Jay Hayes (defensive line); Jon Hoke (secondary); Dave Kennedy (head strength and conditioning); Brett Maxie (defensive backs); Carlos Polk (assistant special teams); Tim Spencer (running backs); Paul Spicer (assistant defensive line); Ben Steele (tight ends); Joe Vaughn (assistant strength and conditioning); Chad Wade (assistant strength and conditioning); George Warhop (run game coordinator/offensive line); Andrew Weidinger (assistant wide receivers/game management)



# 2017 TAMPA BAY BUCCANEERS ALPHABETICAL ROSTER

(as of 10/1/17)

No.	Name	Pos.	Ht.	Wt.	Birthdate	NFL Exp.	College	Hometown	17 GP/GS
58	Alexander, Kwon	LB	6-1	227	8/3/1994	3	LSU	Oxford, AL	1/1
9	Anger, Bryan	P	6-3	205	10/6/1988	6	California	Camarillo, CA	3/0
82	Auclair, Antony	TE	6-6	256	5/28/1993	R	Laval	Quebec, Canada	0/0
91	Ayers Jr., Robert	DE	6-3	275	9/6/1985	9	Tennessee	Jersey City, NJ	3/2
90	Baker, Chris	DT	6-2	320	10/8/1987	6	Hampton	Windsor, CT	2/2
25	Barber, Peyton	RB	5-11	225	2/27/1994	2	Auburn	Alpharetta, GA	3/0
51	Beckwith, Kendall	LB	6-2	243	12/2/1994	R	LSU	Clinton, LA	3/3
77	Benenoch, Caleb	OL	6-5	305	8/8/1994	2	UCLA	Katy, TX	3/0
59	Bond, Devante	LB	6-1	236	7/3/1993	2	Oklahoma	Sacramento, CA	2/1
84	Brate, Cameron	TE	6-5	245	7/3/1991	3	Harvard	Naperville, IL	3/1
94	Clarke, Will	DL	6-6	275	5/4/1991	4	West Virginia	Pittsburgh, PA	2/0
23	Conte, Chris	S	6-2	203	2/23/1989	7	California	Los Angeles, CA	3/3
45	Cross, Alan	TE	6-1	235	5/2/1993	2	Memphis	Millington, TN	3/1
54	David, Lavonte	LB	6-1	233	1/23/1990	6	Nebraska	Miami, FL	2/2
69	Dotson, Demar	T	6-9	315	10/11/1985	9	Southern Miss	Alexandria, LA	3/3
35	Elliott, Javien	CB	5-11	176	7/18/1993	2	Florida State	Panama City, FL	2/0
21	Evans, Justin	S	6-0	199	8/26/1995	R	Texas A&M	Wiggins, MS	3/0
13	Evans, Mike	WR	6-5	231	8/21/1993	4	Texas A&M	Galveston, TX	3/3
14	Fitzpatrick, Ryan	QB	6-2	223	11/24/1982	13	Harvard	Gilbert, AZ	1/0
2	Folk, Nick	K	6-1	222	11/5/1984	11	Arizona	Hollywood, CA	3/0
92	Gholston, William	DE	6-6	281	7/31/1991	5	Michigan State	Detroit, MI	3/3
53	Glanton, Adarius	LB	6-1	230	9/21/1990	3	Florida Atlantic	Lakeland, FL	3/2
12	Godwin, Chris	WR	6-1	209	2/27/1996	R	Penn State	Middletown, DE	3/0
24	Grimes, Brent	CB	5-10	185	7/19/1983	11	Shippensburg	Philadelphia, PA	2/2
28	Hargreaves III, Vernon	CB	5-10	204	6/3/1995	2	Florida	Tampa, FL	3/3
68	Hawley, Joe	C	6-3	302	10/22/1988	8	UNLV	Bakersfield, CA	0/0
80	Howard, O.J.	TE	6-6	251	11/19/1994	R	Alabama	Prattville, AL	3/3
10	Humphries, Adam	WR	5-11	195	6/24/1993	3	Clemson	Spartanburg, SC	3/0
11	Jackson, DeSean	WR	5-10	175	12/1/1986	10	California	Long Beach, CA	3/2
52	Lynch, Cameron	LB	6-0	229	8/4/1993	3	Syracuse	Lawrenceville, GA	3/0
74	Marpert, Ali	C	6-4	307	4/17/1993	3	Hobart	Hastings-on-Hudson, NY	3/3
36	McClain, Robert	CB	5-9	195	7/22/1988	6	Connecticut	Lusby, MD	3/0
93	McCoy, Gerald	DT	6-4	300	2/25/1988	8	Oklahoma	Oklahoma City, OK	3/3
98	McDonald, Clinton	DT	6-2	297	1/6/1987	8	Memphis	Jacksonville, AR	3/1
64	Pamphile, Kevin	G	6-5	310	11/27/1990	4	Purdue	Miami, FL	3/2
18	Reedy, Bernard	WR	5-9	175	12/31/1991	1	Toledo	St. Petersburg, FL	3/0
26	Robinson, Josh	DB	5-10	200	1/8/1991	6	UCF	Sunrise, FL	3/0
32	Rodgers, Jacquizz	RB	5-6	205	2/6/1990	7	Oregon State	Richmond, TX	3/3
95	Russell, Ryan	DE	6-5	275	1/17/1992	3	Purdue	Carrollton, TX	3/0
65	Sanborn, Garrison	LS	6-1	240	7/31/1985	9	Florida State	Tampa, FL	3/0
96	Siliga, Sealver	DT	6-2	345	4/26/1990	5	Utah	West Jordan, UT	2/0
34	Sims III, Charles	RB	6-0	211	9/19/1990	4	West Virginia	Houston, TX	3/0
76	Smith, Donovan	T	6-6	338	6/23/1993	3	Penn State	Owings Mills, MD	3/3
62	Smith, Evan	OL	6-2	308	7/19/1986	8	Idaho State	Salinas, CA	3/1
56	Smith, Jacques	DE	6-2	260	3/18/1990	4	Missouri	Dallas, TX	1/0
29	Smith, Ryan	CB	5-11	189	9/7/1993	2	North Carolina Central	Upper Marlboro, MD	3/1
57	Spence, Noah	DE	6-2	251	1/8/1994	2	Eastern Kentucky	Harrisburg, PA	3/1
88	Stocker, Luke	TE	6-5	253	7/17/1988	7	Tennessee	Berea, KY	3/2
73	Sweezy, J.R.	G	6-5	298	4/8/1989	5	North Carolina State	Moorestville, NC	3/3
37	Tandy, Keith	S	5-10	205	2/12/1989	6	West Virginia	Hopkinsville, KY	3/3
43	Ward, T.J.	S	5-10	200	12/12/1986	8	Oregon	Antioch, CA	2/0
66	Wester, Leonard	T	6-6	305	1/3/1993	2	Missouri Western	Mt. Union, IA	0/0
3	Winston, Jameis	QB	6-4	231	1/6/1994	3	Florida State	Bessemer, AL	3/3

## PRACTICE SQUAD

No.	Name	Pos.	Ht.	Wt.	Birthdate	NFL Exp.	College	HS Hometown	17 GP/GS
49	Bullough, Riley	LB	6-2	228	11/23/1993	R	Michigan State	Traverse City, MI	0/0
44	Hansbrough, Russell	RB	5-9	195	11/19/1993	1	Missouri	Arlington, TX	0/0
46	Johnson, Austin	FB	6-2	240	6/16/1989	3	Tennessee	Hickory, NC	0/0
39	Johnson, Isaiah	S	6-0	209	10/14/1992	1	South Carolina	Cary, NC	0/0
67	Liedtke, Mike	OL	6-3	305	1/15/1992	1	Illinois State	Woodstock, IL	0/0
16	Martino, Freddie	WR	6-0	195	9/7/1991	2	North Greenville	North, SC	0/0
61	Murray, Justin	T	6-5	304	4/19/1993	1	Cincinnati	Cincinnati, OH	0/0
30	Rivers, David	CB	6-0	185	7/23/1994	R	Youngstown State	Miami, FL	0/0
50	Nzeocha, Eric	LB	6-3	218	4/1/1993	R	Wyoming	Neusitz, Germany	0/0
71	Ward, Channing	DE	6-4	279	9/17/1992	2	Mississippi	Aberdeen, MS	0/0
85	Wilson, Bobo	WR	5-9	186	1/25/1995	R	Florida State	Miami, FL	0/0

## RESERVE/SUSPENDED

No.	Name	Pos.	Ht.	Wt.	Birthdate	NFL Exp.	College	HS Hometown	17 GP/GS
22	Martin, Doug	RB	5-9	223	1/13/1989	6	Boise State	Oakland, CA	0/0

## INJURED RESERVE

No.	Name	Pos.	Ht.	Wt.	Birthdate	NFL Exp.	College	HS Hometown	17 GP/GS
4	Griffin, Ryan	QB	6-5	210	11/17/1989	4	Tulane	Westlake Village, CA	0/0
75	Lambert, DaVonte	DL	6-2	282	6/23/1994	2	Auburn	Keysville, GA	0/0
72	Trattou, Justin	DE	6-4	258	8/28/1988	6	Florida	Ramsey, NJ	0/0
97	Tu'ikolovatu, Stevie	DT	6-1	320	6/28/1991	R	USC	Salt Lake City, UT	0/0

## PRACTICE SQUAD INJURED RESERVE

No.	Name	Pos.	Ht.	Wt.	Birthdate	NFL Exp.	College	HS Hometown	17 GP/GS
78	Lucas, Marquis	T	6-4	313	3/25/1993	1	West Virginia	Miami, FL	0/0

Head Coach: Dirk Koetter

Assistant Coaches: Nate Kaczor (special teams coordinator); Todd Monken (offensive coordinator/wide receivers); Mike Smith (defensive coordinator); Mike Bajakian (quarterbacks); Butch Barry (assistant offensive line); Danny Breyer (defensive assistant); Dave Borbonzi (defensive quality control); Mark Duffner (linebackers); Skyler Fulton (offensive assistant); Zack Grossi (offensive quality control); Jay Hayes (defensive line); Jon Hoke (secondary); Dave Kennedy (head strength and conditioning); Brett Maxie (defensive backs); Carlos Polk (assistant special teams); Tim Spencer (running backs); Paul Spicer (assistant defensive line); Ben Steele (tight ends); Joe Vaughn (assistant strength and conditioning); Chad Wade

## 2017 TAMPA BAY BUCCANEERS ROSTER BY POSITION

							(as of 9/6/17)
No.	Name	Pos.	College	Ht.	Wt.	Age	NFL Exp.
<b><u>Defensive Linemen (10)</u></b>							
91	Robert Ayers Jr.	DE	Tennessee	6-3	275	32	9
90	Chris Baker	DT	Hampton	6-2	320	29	6
94	Will Clarke	DL	West Virginia	6-6	275	26	4
92	William Gholston	DE	Michigan State	6-6	281	26	5
93	Gerald McCoy	DT	Oklahoma	6-4	300	29	8
98	Clinton McDonald	DT	Memphis	6-2	297	30	8
95	Ryan Russell	DE	Purdue	6-5	275	25	3
96	Sealver Siliga	DT	Utah	6-2	345	27	5
56	Jacques Smith*	DE	Missouri	6-2	260	27	4
57	Noah Spence	DE	Eastern Kentucky	6-2	251	23	2
<b><u>Linebacker (6)</u></b>							
58	Kwon Alexander	LB	LSU	6-1	227	23	3
51	Kendell Beckwith	LB	LSU	6-2	243	22	R
59	Devante Bond	LB	Oklahoma	6-1	236	24	2
54	Lavonte David	LB	Nebraska	6-1	233	27	6
53	Adarius Glanton	LB	Florida Atlantic	6-1	230	27	3
52	Cameron Lynch	LB	Syracuse	6-0	229	24	3
<b><u>Cornerback (4)</u></b>							
35	Javien Elliott	CB	Florida State	5-11	176	24	2
24	Brent Grimes	CB	Shippensburg	5-10	185	34	11
28	Vernon Hargreaves III	CB	Florida	5-10	204	22	2
36	Robert McClain	CB	Connecticut	5-9	195	29	6
<b><u>Safety (5)</u></b>							
23	Chris Conte	S	California	6-2	203	28	7
21	Justin Evans	S	Texas A&M	6-0	199	22	R
26	Josh Robinson	DB	UCF	5-10	200	26	7
37	Keith Tandy	S	West Virginia	5-10	205	28	6
43	T.J. Ward	S	Oregon	5-10	200	30	8
<b><u>Long Snapper (1)</u></b>							
65	Garrison Sanborn	LS	Florida State	6-1	240	32	9
<b><u>Punter (1)</u></b>							
9	Bryan Anger	P	California	6-3	205	28	6
<b><u>Kicker (1)</u></b>							
2	Nick Folk		Arizona	6-1	222	32	11
<b><u>Offensive Line (9)</u></b>							
77	Caleb Benenoch	OL	UCLA	6-5	305	23	2
69	Demar Dotson	T	Southern Miss	6-9	315	31	9
68	Joe Hawley	C	UNLV	6-3	302	28	8
74	Ali Marpet	C	Hobart	6-4	307	24	3
64	Kevin Pamphile	G	Purdue	6-5	310	26	4
76	Donovan Smith	T	Penn State	6-6	338	24	3
62	Evan Smith	OL	Idaho State	6-2	308	31	8
73	J.R. Sweezy	G	North Carolina State	6-5	298	28	5
66	Leonard Wester	T	Missouri Western	6-6	305	24	2
<b><u>Tight End (5)</u></b>							
82	Antony Auclair	TE	Lavar	6-6	256	24	R
84	Cameron Brate	TE	Harvard	6-5	235	26	3
45	Alan Cross	TE	Memphis	6-1	235	24	2
80	O.J. Howard	TE	Alabama	6-6	251	22	R
88	Luke Stocker	TE	Tennessee	6-5	253	29	7
<b><u>Running Back (4)</u></b>							
25	Peyton Barber	RB	Auburn	5-11	225	23	2
22	Doug Martin	RB	Boise State	5-9	223	28	6
32	Jacquizz Rodgers	RB	Oregon State	5-6	205	27	7
34	Charles Sims III	RB	West Virginia	6-0	211	27	4
<b><u>Wide Receiver (5)</u></b>							
13	Mike Evans	WR	Texas A&M	6-5	231	24	4
12	Chris Godwin	WR	Penn State	6-1	209	21	R
10	Adam Humphries	WR	Clemson	5-11	195	24	3
11	DeSean Jackson	WR	California	5-10	175	30	10
18	Bernard Reedy	WR	Toledo	5-9	175	25	1
<b><u>Quarterback (2)</u></b>							
14	Ryan Fitzpatrick	QB	Harvard	6-2	223	34	13
3	Jameis Winston	QB	Florida State	6-4	231	23	3

## 2017 TAMPA BAY BUCCANEERS BY EXPERIENCE

No.	Name	Pos.	Ht.	Wt.	Age	NFL Exp.	College	Hometown	(as of 9/6/17) How Acq.
13th Year (1)									
14	Fitzpatrick, Ryan	QB	6-2	223	34	13	Harvard	Gilbert, AZ	UFA (NYJ)-'17
11th Year (2)									
2	Folk, Nick	K	6-1	222	32	11	Arizona	Hollywood, CA	FA-'17
24	Grimes, Brent	CB	5-10	185	34	11	Shippensburg	Philadelphia, PA	FA-'16
10th Year (1)									
11	Jackson, DeSean	WR	5-10	175	30	10	California	Long Beach, CA	UFA (WAS)-'17
9th Year (3)									
91	Ayers Jr., Robert	DE	6-3	275	32	9	Tennessee	Jersey City, NJ	UFA (NYG)-'16
69	Dotson, Demar	T	6-9	315	31	9	Southern Miss	Alexandria, LA	FA-'09
65	Sanborn, Garrison	LS	6-1	240	32	9	Florida State	Tampa, FL	FA-'17
8th Year (5)									
68	Hawley, Joe	C	6-3	302	28	8	UNLV	Bakersfield, CA	FA-'15
93	McCoy, Gerald	DT	6-4	300	29	8	Oklahoma	Oklahoma City, OK	D1-'10
98	McDonald, Clinton	DT	6-2	297	30	8	Memphis	Jacksonville, AR	UFA (SEA)-'14
62	Smith, Evan	OL	6-2	308	31	8	Idaho State	Salinas, CA	UFA (GB)-'14
43	Ward, T.J.	S	5-10	200	30	8	Oregon	Antioch, CA	FA-'17
7th Year (3)									
23	Conte, Chris	S	6-2	203	28	7	California	Los Angeles, CA	UFA (CHI)-'15
32	Rodgers, Jacquizz	RB	5-6	205	27	7	Oregon State	Richmond, TX	FA-'16
88	Stocker, Luke	TE	6-5	253	29	7	Tennessee	Berea, KY	D4-'11
6th Year (6)									
9	Anger, Bryan	P	6-3	205	28	6	California	Camarillo, CA	UFA (JAC)-'16
90	Baker, Chris	DT	6-2	320	29	6	Hampton	Windsor, CT	UFA (WAS)-'17
54	David, Lavonte	LB	6-1	233	27	6	Nebraska	Miami, FL	D2-'12
36	McClain, Robert	CB	5-9	195	29	6	Connecticut	Lusby, MD	UFA (LAC)-'17
26	Robinson, Josh	DB	5-10	200	26	6	UCF	Sunrise, FL	UFA (MIN)-'16
37	Tandy, Keith	S	5-10	205	28	6	West Virginia	Hopkinsville, KY	D6-'12
5th Year (3)									
92	Gholston, William	DE	6-6	281	26	5	Michigan State	Detroit, MI	D4b-'13
96	Siliga, Sealver	DT	6-2	345	27	5	Utah	West Jordan, UT	W (SEA)-'16
73	Sweezy, J.R.	G	6-5	298	28	5	North Carolina State	Mooreville, NC	UFA (SEA)-'16
4th Year (4)									
94	Clarke, Will	DL	6-6	275	26	4	West Virginia	Pittsburgh, PA	FA-'17
13	Evans, Mike	WR	6-5	231	24	4	Texas A&M	Galveston, TX	D1-'14
64	Pamphile, Kevin	G	6-5	310	26	4	Purdue	Miami, FL	D5b-'14
34	Sims III, Charles	RB	6-0	211	27	4	West Virginia	Houston, TX	D3-'14
56	Smith, Jacques*	DE	6-2	260	27	4	Missouri	Dallas, TX	W (BUF)-'14
3rd Year (9)									
58	Alexander, Kwon	LB	6-1	227	23	3	LSU	Oxford, AL	D4-'15
84	Brate, Cameron	TE	6-5	235	26	3	Harvard	Naperville, IL	FA-'15
53	Glanton, Adarius	LB	6-1	230	27	3	Florida Atlantic	Lakeland, FL	FA-'15
10	Humphries, Adam	WR	5-11	195	24	3	Clemson	Spartanburg, SC	FA-'15
52	Lynch, Cameron	LB	6-0	229	24	3	Syracuse	Lawrenceville, GA	FA-'16
74	Marpet, Ali	C	6-4	307	24	3	Hobart	Hastings-on-Hudson, NY	D2b-'15
95	Russell, Ryan	DE	6-5	275	25	3	Purdue	Carrollton, TX	FA-'16
76	Smith, Donovan	T	6-6	338	24	3	Penn State	Owings Mills, MD	D2a-'15
3	Winston, Jameis	QB	6-4	231	23	3	Florida State	Bessemer, AL	D1-'15
2nd Year (9)									
25	Barber, Peyton	RB	5-11	225	23	2	Auburn	Alpharetta, GA	FA-'16
77	Benenoch, Caleb	OL	6-5	305	23	2	UCLA	Katy, TX	D5-'16
59	Bond, Devante	LB	6-1	236	24	2	Oklahoma	Sacramento, CA	D6a-'16
45	Cross, Alan	TE	6-1	235	24	2	Memphis	Millington, TN	FA-'16
35	Elliott, Javien	CB	5-11	176	24	2	Florida State	Panama City, FL	FA-'16
28	Hargreaves III, Vernon	CB	5-10	204	22	2	Florida	Tampa, FL	D1-'16
29	Smith, Ryan	S	5-11	189	24	2	North Carolina Central	Upper Marlboro, MD	D4-'16
57	Spence, Noah	DE	6-2	251	23	2	Eastern Kentucky	Harrisburg, PA	D2a-'16
66	Wester, Leonard	T	6-6	305	24	2	Missouri Western	Mt. Union, IA	FA-'16
Rookies/1st Year (6)									
82	Auclair, Antony	TE	6-6	256	24	R	Laval	Quebec, Canada	FA-'17
51	Beckwith, Kendall	LB	6-2	243	22	R	LSU	Clinton, LA	D3b-'17
21	Evans, Justin	S	6-0	190	22	R	Texas A&M	Wiggins, MS	D2-'17
12	Godwin, Chris	WR	6-1	209	21	R	Penn State	Middletown, DE	D3a-'17
80	Howard, O.J.	TE	6-6	251	22	R	Alabama	Prattville, AL	D1-'17
18	Reedy, Bernard	WR	5-9	175	25	1	Toledo	St. Petersburg, FL	FA-'16



# 2017 TAMPA BAY BUCCANEERS - HOW THEY WERE BUILT

	<u>DRAFT</u>	<u>TRADES</u>	<u>WAIVERS</u>	<u>FREE AGENTS</u>
2009				Demar Dotson (R)
2010	Gerald McCoy (1)			
2011	Luke Stocker (4)			
2012	Doug Martin (1b) Lavonte David (2) Keith Tandy (6)			
2013	William Gholston (4b)			
2014	Mike Evans (1) Charles Sims III (3) Kevin Pamphile (5b)		Jacques Smith (BUF)	Clinton McDonald (SEA) Evan Smith (GB)
2015	Jameis Winston (1) Donovan Smith (2a) Ali Marpet (2b) Kwon Alexander (4)			Cameron Brate Chris Conte (CHI) Adarius Glanton Joe Hawley Adam Humphries (R)
2016	Vernon Hargreaves III (1) Noah Spence (2a) Ryan Smith (4) Caleb Benenoch (5) Devante Bond (6a)		Sealver Siliga (SEA)	Bryan Anger (JAC) Robert Ayers Jr. (NYG) Peyton Barber (R) Alan Cross (R) Javien Elliott (R) Brent Grimes Cameron Lynch Bernard Reedy Jacquizz Rodgers Josh Robinson (MIN) Ryan Russell J.R. Sweezy (SEA) Leonard Wester (R)
2017	O.J. Howard (1) Justin Evans (2) Chris Godwin (3a) Kendell Beckwith (3b)			Antony Auclair (R) Chris Baker (WAS) Will Clarke Ryan Fitzpatrick (NYJ) Nick Folk DeSean Jackson (WAS) Robert McClain (LAC) Garrison Sanborn T.J. Ward

# 2017 GAME-BY-GAME STARTERS

[illegible][illegible]

2017 PLAYTIME PERCENTAGES - OFFENSE

OFFENSE	CHI	@MIN	NYG	NE	@AZ	@BUF	CAR	@NO	NYJ	@MIA	@ATL	@GB	DET	ATL	@CAR	NO	PLAYS	PCT
TOTAL PLAYS	71	53	64														188	
QUARTERBACKS																		
Winston	65	53	64														182	97%
Fitzpatrick	6	DNP	DNP														6	8%
RUNNING BACKS																		
Rodgers	34	25	38														97	52%
Sims III	21	26	22														69	37%
Barber	16	0	4														20	11%
TIGHT ENDS																		
Howard	46	34	42														122	65%
Brate	38	26	35														99	53%
Stocker	16	6	14														36	19%
Cross	16	4	7														27	14%
Auclair	IA	IA	IA													0	N/A	N/A
WIDE RECEIVERS																		
Evans	55	47	59														161	86%
Humphries	41	39	43														123	65%
Jackson	36	43	45														124	66%
Godwin	29	11	9														49	26%
Reedy	7	4	2														13	7%
OFFENSIVE LINE																		
Marpet	71	53	64														188	100%
D. Smith	71	53	64														188	100%
Sweezy	71	53	64														188	100%
Dotson	62	53	64														179	95%
E. Smith	38	29	39														106	56%
Pamphile	33	24	25														82	44%
Benenoch	9	0	0														9	5%
Hawley	IA	IA	IA														0	N/A
Wester	IA	IA	IA														0	N/A

KEY

- DNP= Did Not Play
- IA= Inactive
- IR/DR= Injured Reserve/Designated to Return
- N/A= Not With Team
- PS= Practice Squad
- PUP= Reserve/Physically Unable to Perform
- R/S= Reserve/Suspended List
- W/\_=With Other Team



2017 PLAYTIME PERCENTAGES - DEFENSE

DEFENSE	CHI	@MIN	NYG	NE	@AZ	@BUF	CAR	@NO	NYJ	@MIA	@ATL	@GB	DET	ATL	@CAR	NO	PLAYS	PCT
TOTAL PLAYS	64	74	80														218	
DEFENSIVE LINE																		
McCoy	40	63	67														170	78%
Ayers Jr.	48	61	56														165	76%
N. Spence	45	21	54														120	55%
Gholston	32	50	29														111	51%
McDonald	24	46	32														102	47%
Russell	35	25	39														99	45%
Baker	25	IA	22														47	33%
Siliiga	5	25	IA														30	22%
Clarke	IA	9	15														24	16%
J. Smith	IA	IA	7														7	9%
LINEBACKERS																		
Beckwith	58	74	80														212	97%
Glanton	22	39	80														141	65%
David	53	69	IA														122	88%
Bond	IA	7	21														28	18%
Alexander	17	IA	IA														17	27%
Lynch	0	0	1														1	0%
DEFENSIVE BACKS																		
Hargreaves III	64	67	79														210	96%
Conte	57	73	65														195	89%
McClain	44	51	59														154	71%
Grimes	57	IA	79														136	94%
Tandy	36	28	49														113	52%
Ward	28	46	IA														74	54%
Evans	7	1	45														53	24%
R. Smith	7	45	0														52	24%
Elliott	IA	14	0														14	9%
Robinson	0	0	1														1	0%

KEY

- DNP= Did Not Play
- IA= Inactive
- IR/DR= Injured Reserve/Designated to Return
- N/A= Not With Team
- PS= Practice Squad
- PUP= Reserve/Physically Unable to Perform
- R/S= Reserve/Suspended List
- R/OE=Reserve/Commissioner's Exempt List
- W/\_ =With Other Team

# 2017 TAMPA BAY BUCCANEERS STATISTICS

2017 RECORD --			WON: 2	LOST: 1
Aug 11	L	12-23	at Cincinnati	44,495
Aug 17	W	12-8	at Jacksonville	56,266
Aug 26	L	9-13	CLEVELAND	51,349
Aug 31	L	10-13	WASHINGTON	51,368
-----				
Sept 10			-- bye week --	
Sept 17	W	29-7	CHICAGO	56,640
Sept 24	L	17-34	at Minnesota	66,390
Oct 1	W	25-23	N.Y. GIANTS	63,916
Oct 5			NEW ENGLAND	
Oct 15			at Arizona	
Oct 22			at Buffalo	
Oct 29			CAROLINA	
Nov 5			at New Orleans	
Nov 12			N.Y. JETS	
Nov 19			at Miami	
Nov 26			at Atlanta	
Dec 3			at Green Bay	
Dec 10			DETROIT	
Dec 18			ATLANTA	
Dec 24			at Carolina	
Dec 31			NEW ORLEANS	

	BUCCANEERS	OPPONENTS
TOTAL FIRST DOWNS	62	68
Rushing	12	13
Passing	46	49
Penalty	4	6
3rd Down: Made/Att.	12/32 37.5%	22/44 50.0%
4th Down: Made/Att.	0-1 0.0%	0/3 0.0%
POSSESSION AVG.	27:04	32:56
TOTAL NET YARDS	1087	1183
Avg. Per Game	362.3	394.3
Total Plays	180	209
Avg. Per Play	6.0	5.7
NET YARDS RUSHING	254	236
Avg. Per Game	84.7	78.7
Total Rushes	66	81
NET YARDS PASSING	833	947
Avg. Per Game	277.7	315.7
Sacked/Yards Lost	5/31	1/11
Gross Yards	864	958
Att./Completions	109/68	127/86
Completion Pct.	62.4	67.7
Had Intercepted	3	2
PUNTS/AVERAGE	11/46.2	11/44.9
NET PUNTING AVERAGE	45.3	38.3
PENALTIES/YARDS	15/90	14/112
FUMBLES/FUMBLES LOST	4/1	3/2
TOUCHDOWNS	8	8
Rushing	1	2
Passing	6	6
Returns	1	0

SCORE BY QUARTERS	1	2	3	4	O1	TOTAL
BUCCANEERS	26	19	14	12	0	71
OPPONENTS	7	24	17	16	0	64

SCORING	TD	R	P	Rt	PAT	2P	FG	S	PTS
Folk	0	0	0	0	5-7	0	6-8	0	23
Brate	2	0	2	0	0-0	0	0-0	0	12
Evans, M.	2	0	2	0	0-0	0	0-0	0	12
Howard	1	0	1	0	0-0	0	0-0	0	6
Jackson	1	0	1	0	0-0	0	0-0	0	6
McClain	1	0	0	1	0-0	0	0-0	0	6
Rodgers	1	1	0	0	0-0	0	0-0	0	6
BUCCANEERS	8	1	6	1	5-7	0-1	6-8	0	71
OPPONENTS	8	2	6	0	7-7	0-1	3-4	0	64

SACKS: Spence 1.0. Buccaneers 1.0. Opponents 5.0

FUM/LOST: Winston 3/0, Sims 1/1.

PASSING	Att	Comp	Yds	Cmp%	Yds/Att	TD	TD%	INT	INT%	Lg	Sack/Lost	Rating
Winston	108	68	864	63.0	8.00	6	5.6	3	2.8	58t	5/31	94.8
Fitzpatrick	1	0	0	0.0	0.00	0	0.0	0	0.0	0	0/0	39.6
BUCCANEERS	109	68	864	62.4	7.93	6	5.5	3	2.8	58t	5/31	94.0
OPPONENTS	127	86	958	67.7	7.54	6	4.7	2	1.6	59t	1/11	99.1

RUSHING	No	Yds	Avg	Lg	TD
Rodgers	40	165	4.1	36	1
Barber	12	49	4.1	14	0
Sims	5	20	4.0	14	0
Winston	6	19	3.2	8	0
Reedy	1	3	3.0	3	0
Fitzpatrick	2	-2	-1.0	-1	0
BUCCANEERS	66	254	3.8	36	1
OPPONENTS	81	236	2.9	26	2

RECEIVING	No	Yds	Avg	Lg	TD
Evans, M.	19	227	11.9	31	2
Humphries	14	156	11.1	38	0
Brate	10	137	13.7	35	2
Jackson	9	143	15.9	32	1
Howard	4	92	23.0	58t	1
Sims	4	23	5.8	9	0
Godwin	3	44	14.7	18	0
Rodgers	2	25	12.5	13	0
Cross	2	11	5.5	6	0
Reedy	1	6	6.0	6	0
BUCCANEERS	68	864	12.7	58t	6
OPPONENTS	86	958	11.1	59t	6

INTERCEPTIONS	No	Yds	Avg	Lg	TD
McClain	1	47	47.0	47t	1
Alexander	1	22	22.0	22	0
BUCCANEERS	2	69	34.5	47t	1
OPPONENTS	3	66	22.0	36	0

PUNTING	No	Yds	Avg	Net	TB	In20	Lg	Bk
Anger	11	508	46.2	45.3	0	3	62	0
BUCS	11	508	46.2	45.3	0	3	62	0
OPPONENTS	11	494	44.9	38.3	2	2	63	0

PUNT RETURNS	Ret	FC	Yds	Avg	Lg	TD
Reedy	3	3	33	11.0	17	0
BUCCANEERS	3	3	33	11.0	17	0
OPPONENTS	2	5	10	5.0	10	0

KICKOFF RETURNS	Ret	Yds	Avg	Lg	TD
Reedy	5	116	23.2	50	0
BUCCANEERS	5	116	23.2	50	0
OPPONENTS	3	63	21.0	22	0

FIELD GOALS	1-19	20-29	30-39	40-49	50+	Lg
Folk	0-0	2-2	1-1	2-4	1-1	50
BUCCANEERS	0-0	2-2	1-1	2-4	1-1	50
OPPONENTS	0-0	1-1	2-2	0-1	0-0	37

Folk: (42G, 50G, 23G) (40G) (46WR, 20G, 49WR, 34G)

OPPONENTS: ( ) (20G, 37G) (30G, 43WR)

## 2017 BUCCANEERS DEFENSIVE STATISTICS

Player	Tackles				Sacks			Interceptions				Fumbles			
	Solo	Assist	Total	TFL	Sack	Yds	QBP	INT	Yds	TD	PD	FF	FR	Yds	TD
Kendell Beckwith	20	2	22	2	-	-	-	-	-	-	1	-	-	-	-
Chris Conte	17	3	20	-	-	-	-	-	-	-	2	1	-	-	-
Vernon Hargreaves	17	1	18	-	-	-	-	-	-	-	1	-	-	-	-
Lavonte David	12	4	16	2	-	-	1	-	-	-	-	-	1	0	0
Adarius Glanton	10	5	15	-	-	-	1	-	-	-	1	-	-	-	-
William Gholston	5	8	13	2	-	-	-	-	-	-	-	-	-	-	-
Brent Grimes	11	0	11	-	-	-	-	-	-	-	3	-	-	-	-
Gerald McCoy	7	4	11	4	-	-	6	-	-	-	-	-	-	-	-
Robert Ayers	4	6	10	1	-	-	3	-	-	-	-	-	-	-	-
Robert McClain	7	0	7	-	-	-	-	1	47	1	2	-	-	-	-
T.J. Ward	5	2	7	1	-	-	-	-	-	-	2	-	-	-	-
Ryan Smith	6	0	6	-	-	-	-	-	-	-	1	-	-	-	-
Clinton McDonald	4	2	6	-	-	-	2	-	-	-	-	-	-	-	-
Keith Tandy	5	0	5	-	-	-	-	-	-	-	-	-	-	-	-
Noah Spence	2	2	4	-	1.0	11.0	1	-	-	-	-	1	-	-	-
Will Clarke	3	0	3	-	-	-	-	-	-	-	-	-	-	-	-
Justin Evans	3	0	3	-	-	-	-	-	-	-	-	-	-	-	-
Ryan Russell	2	1	3	-	-	-	-	-	-	-	-	-	-	-	-
Sealver Siliga	1	2	3	-	-	-	-	-	-	-	-	-	-	-	-
Kwon Alexander	1	0	1	-	-	-	-	1	22	0	1	-	-	-	-
Chris Baker	1	0	1	-	-	-	2	-	-	-	-	-	-	-	-
<b>Totals</b>	<b>143</b>	<b>42</b>	<b>185</b>	<b>12</b>	<b>1.0</b>	<b>11.0</b>	<b>16</b>	<b>2</b>	<b>69</b>	<b>1</b>	<b>14</b>	<b>2</b>	<b>1</b>	<b>0</b>	<b>0</b>

## 2017 SPECIAL TEAMS STATISTICS

Player	Tackles			Fumbles		
	Solo	Assist	Total	FF	FR	TD
Justin Evans	1	0	1	-	-	-
Cameron Lynch	1	0	1	-	1	0
Ryan Smith	1	0	1	1	-	-
Keith Tandy	1	0	1	-	-	-
Adarius Glanton	0	1	1	-	-	-
Ryan Smith	0	1	1	-	-	-
<b>Totals</b>	<b>4</b>	<b>2</b>	<b>6</b>	<b>1</b>	<b>1</b>	<b>0</b>

### Return Touchdowns

47-yard interception return by Robert McClain, vs. Chicago, 9/17/17

### Safeties

Blocked Kicks			
	FG	PAT	Punt
<b>Totals</b>	<b>0</b>	<b>0</b>	<b>0</b>

Own Fumbles				
	Total	Lost	OR	OOB
Charles Sims	1	1	0	0
Jameis Winston	3	0	3	0
<b>Totals</b>	<b>4</b>	<b>1</b>	<b>3</b>	<b>0</b>

Miscellaneous Tackles/Fumbles			
	Tackles	FF	FR
Cameron Brate	1	0	0
Demar Dotson	1	0	0
Adam Humphries	2	0	0
<b>Totals</b>	<b>4</b>	<b>0</b>	<b>0</b>

### Key

TFL - Tackles for Loss  
Yds - Yards

QBP - Quarterback Pressures  
PD - Passes Defensed

FF - Forced Fumbles  
FR - Fumble Recoveries

OR - Own Recovered  
OOB - Out of Bounds



## 2017 BUCCANEERS PARTICIPATION CHART

Legend																					
Position Abbreviation Indicates Start (e.g. RCB indicates started at right cornerback)										P = Played		DNP = Did Not Play		IA = Inactive		IR = Injured Reserve					
N = Not on Roster				PS = Practice Squad			PUP = Phys. Unable to Perform				NFI = Res./Non-Football-Injury				RES = Reserve						
Player	P O S	G P	G S	D N P	I A	1 CHI	2 @min	3 NYG	4 NE	5 @az	6 @buf	7 CAR	8 @no	9 NYJ	10 @mia	11 @atl	12 @gb	13 DET	14 ATL	15 @car	16 NO
Alexander, Kwon	LB	1	1	0	2	MLB	IA	IA													
Anger, Bryan	P	3	0	0	0	P	P	P													
Auclair, Antony	TE	0	0	0	3	IA	IA	IA													
Ayers, Robert	DE	3	2	0	0	P	DE	DE													
Baker, Chris	DT	2	2	0	1	DT	IA	DT													
Barber, Peyton	RB	3	0	0	0	P	P	P													
Beckwith, Kendell	LB	3	3	0	0	SLB	MLB	MLB													
Benenoch, Caleb	OL	3	0	0	0	P	P	P													
Bond, Devante	LB	2	1	0	1	IA	P	WLB													
Brate, Cameron	TE	3	1	0	0	P	P	TE													
Bullough, Riley	LB	0	0	0	0	PS	PS	PS													
Clarke, Will	DE	2	0	0	1	IA	P	P													
Conte, Chris	S	3	3	0	0	S	S	S													
Cross, Alan	TE	3	1	0	0	P	TE	P													
David, Lavonte	LB	2	2	0	1	WLB	WLB	IA													
Dotson, Demar	T	3	3	0	0	RT	RT	RT													
Elliott, Javien	CB	2	0	0	1	IA	P	P													
Evans, Justin	S	3	0	0	0	P	P	P													
Evans, Mike	WR	3	3	0	0	WR	WR	WR													
Fitzpatrick, Ryan	QB	1	0	2	0	P	DNP	DNP													
Folk, Nick	K	3	0	0	0	P	P	P													
Gholston, William	DE	3	3	0	0	DE	DE	DE													
Glanton, Adarius	LB	3	2	0	0	P	SLB	SLB													
Godwin, Chris	WR	3	0	0	0	P	P	P													
Griffin, Ryan	QB	0	0	0	0	IR	IR	IR													
Grimes, Brent	CB	2	2	0	1	CB	IA	CB													
Hansbrough, Russell	RB	0	0	0	0	PS	PS	PS													
Hargreaves, Vernon	CB	3	3	0	0	CB	CB	CB													
Hawley, Joe	C	0	0	0	3	IA	IA	IA													
Howard, O.J.	TE	3	3	0	0	TE	TE	TE													
Humphries, Adam	WR	3	0	0	0	P	P	P													
Jackson, DeSean	WR	3	2	0	0	WR	WR	P													
Johnson, Austin	FB	0	0	0	0	PS	PS	PS													
Johnson, Isaiah	S	0	0	0	0	PS	PS	PS													
Lambert, DaVonte	DL	0	0	0	0	IR	IR	IR													
Liedtke, Mike	OL	0	0	0	0	PS	PS	PS													
Lucas, Marquis	T	0	0	0	0	IR	IR	IR													
Lynch, Cameron	LB	3	0	0	0	P	P	P													
Marpet, Ali	C/G	3	3	0	0	C	C	C													
Martin, Doug	RB	0	0	0	0	RES	RES	RES													
Martino, Freddie	WR	0	0	0	0	PS	PS	PS													
McClain, Robert	CB	3	0	0	0	P	P	P													
McCoy, Gerald	DT	3	3	0	0	DT	DT	DT													
McDonald, Clinton	DT	3	1	0	0	P	DT	P													
Moxey, Jonathan	CB	0	0	0	0	PS	N	N													
Murray, Justin	T	0	0	0	0	PS	PS	PS													
Nzeocha, Eric	LB	0	0	0	0	PS	PS	PS													
Pamphile, Kevin	G/T	3	2	0	0	LG	P	LG													
Reedy, Bernard	WR	3	0	0	0	P	P	P													
Rivers, David	CB	0	0	0	0	N	PS	PS													
Robinson, Josh	CB	3	0	0	0	P	P	P													
Rodgers, Jacquizz	RB	3	3	0	0	RB	RB	RB													
Russell, Ryan	DE	3	0	0	0	P	P	P													
Sanborn, Garrison	LS	3	0	0	0	P	P	P													
Siliga, Sealver	DT	2	0	0	1	P	P	IA													
Sims, Charles	RB	3	0	0	0	P	P	P													
Smith, Donovan	T	3	3	0	0	LT	LT	LT													
Smith, Evan	G	3	1	0	0	P	LG	P													
Smith, Jacquies	DE	1	0	0	2	IA	IA	P													
Smith, Ryan	CB	3	1	0	0	P	CB	P													
Spence, Noah	DE	3	1	0	0	DE	P	P													
Stocker, Luke	TE	3	2	0	0	TE	P	TE													
Sweezy, J.R.	G	3	3	0	0	RG	RG	RG													
Tandy, Keith	S	3	3	0	0	S	S	S													
Trattou, Justin	DE	0	0	0	0	IR	IR	IR													
Tu'ikolovatu, Stevie	DT	0	0	0	0	IR	IR	IR													
Ward, Channing	DE	0	0	0	0	PS	PS	PS													
Ward, T.J.	S	2	0	0	1	P	P	IA													
Wester, Leonard	T	0	0	0	3	IA	IA	IA													
Wilson, Bobo	WR	0	0	0	0	PS	PS	PS													
Winston, Jameis	QB	3	3	0	0	QB	QB	QB													

## TAMPA BAY BUCCANEERS' 2017 PERSONNEL LOG

(By Date)

**January 2** – Signed OL **Josh Allen**, S **Isaiah Johnson**, OL **Mike Liedtke**, CB **Cody Riggs**, RB **Blake Sims** and TE **Tevin Westbrook** to futures contracts.

**January 4** – Signed TE **Kivon Cartwright** and K **John Lunsford** to futures contracts.

**January 5** – Signed G **Jarvis Harrison** to futures contract.

**January 6** – Signed WR **Derel Walker** to futures contract.

**January 10** – Signed RB **Quayvon Hicks** to futures contract.

**January 13** – Signed Defensive Coordinator **Mike Smith** to new contract agreement.

**January 20** – Signed G **James Stone** to futures contract.

**January 30** – Signed QB **Sean Renfree** to futures contract.

**February 7** – Named **Ben Steele** as tight ends coach. Signed LS **Dax Dellenbach** to futures contract.

**February 14** – Named **Danny Breyer** as defensive assistant, **Skyler Fulton** as offensive assistant, **Zack Grossi** as offensive quality control, **Anthony Perkins** as assistant to the head coach and **Alex Smith** as pro scout.

**February 21** – Named **Brett Greene** as director of video.

**February 23** – Released CB **Alterraun Verner**.

**March 9** – Signed DT **Chris Baker**, S **Chris Conte**, WR **DeSean Jackson** and RB **Jacquizz Rodgers**.

**March 11** – Signed DT **Sealver Siliga** and S **J.J. Wilcox**.

**March 12** – Signed CB **Josh Robinson**.

**March 14** – Signed LS **Garrison Sanborn**.

**March 15** – Signed C **Joe Hawley**.

**March 16** – T **Gosder Cherlius** announced retirement.

**March 18** – Signed K **Nick Folk**.

**March 22** – Waived K **John Lunsford**.

**April 17** – CB **Jude Adjei-Barimah**, TE **Cameron Brate**, LB **Adarius Glanton**, WR **Adam Humphries** and WR **Freddie Martino** signed exclusive rights contracts. QB **Ryan Griffin** signed restricted free agent contract.

**May 1** – Signed TE **Antony Auclair**, DE **Deondre Barnett**, LB **Richie Brown**, LB **Riley Bullough**, CB **Maurice Fleming**, T **Cole Gardner**, S **Alex Gray**, T **Korren Kirven**, QB **Sefo Liufau**, CB **Greg Mabin**, LB **Paul Magloire**, CB **Jonathan Moxey**, WR **Thomas Sperbeck** and WR **Bobo Wilson**. Waived TE **Kivon Cartwright** and C **Ben Gottschalk**.

**May 8** – Waived CB **Greg Mabin**.

**May 10** – Signed CB **Robert McClain**. Waived LS **Dax Dellenbach**.

**May 11** – Signed DE **Evan Panfil**.

**May 22** – Signed QB **Ryan Fitzpatrick** and TE **O.J. Howard**. DE **Jacquies Smith** signed restricted free agent contract. Waived QB **Sean Renfree**.

**May 23** – Signed LB **Kendell Beckwith**, RB **Jeremy McNichols** and DT **Stevie Tu'ikolovatu**.

**May 25** – Signed S **Justin Evans**.

**May 30** – Signed LB **Eric Nzeocha**.

**May 31** – Signed DE **Sterling Bailey** and DE **Tavaris Barnes**. Waived DE **Deondre Barnett** and LB **Paul Magloire**.

**June 1** – Signed WR **Chris Godwin**.

**July 26** – Placed DE **Jacquies Smith** on the Active/PUP list.

**July 28** – Signed DE **Justin Trattou**. Waived DE **Evan Panfil**.

**July 30** – Signed S **Marqueston Huff** and WR **Jhajuan Seales**. Waived S **Alex Gray** and WR **Thomas Sperbeck**.

**August 2** – Signed WR **Shaq Hill**. Waived WR **Jhajuan Seales**.

**August 12** – Waived K **Roberto Aguayo**.

**August 13** – Signed K **Zach Hocker**.

**August 19** – Signed T **Austin Albrecht** and CB **Vernon Harris**. Waived CB **Maurice Fleming** and T **Cole Gardner**.

**August 20** – Signed CB **Mariel Cooper**. Awarded T **Marquis Lucas** off of waivers from Atlanta. Waived T **Austin Albrecht** and RB **Quayvon Hicks**.

**August 22** – Signed LS **Andrew DePaola**. Waived (injured) CB **Jude Adjei-Barimah**.

**August 28** – Signed DE **Mehdi Abdesmad** and DE **Hendrick Ekpe**. Placed DE **Justin Trattou** on Injured Reserve. Waived RB **Blake Sims**.

**August 30** – Signed QB **Ryan Griffin** to a contract extension.

**September 1** – Placed DL **DaVonte Lambert** and DT **Stevie Tu'ikolovatu** on Injured Reserve. Released LS **Andrew DePaola** and DE **George Johnson**.

**September 2** – Waived DE **Mehdi Abdesmad**, OL **Josh Allen**, DE **Sterling Bailey**, DE **Tarvaris Barnes**, LB **Richie Brown**, LB **Riley Bullough**, CB **Mariel Cooper**, WR **Donteea Dye**, DE **Hendrick Ekpe**, RB **Russell Hansbrough**, CB **Vernon Harris**, G **Jarvis Harrison**, WR **Shaq Hill**, K **Zach Hocker**, WR **Josh Huff**, S **Marqueston Huff**, FB **Austin Johnson**, S **Isaiah Johnson**, T **Korren Kirven**, LB **Jeff Knox**, OL **Mike Liedtke**, T **Marquis Lucas**, WR **Freddie Martino**, RB **Jeremy McNichols**, CB **Jonathan Moxey**, LB **Eric Nzeocha**, DB **Cody Riggs**, G **James Stone**, WR **Derel Walker**, TE **Tevin Westbrook** and WR **Bobo Wilson**. Released LS **Garrison Sanborn**. Waived (injured) QB **Sefo Liufau**. Placed RB **Doug Martin** on Reserve/Suspended list.

**September 3** – Traded S **J.J. Wilcox** to the Pittsburgh Steelers. Signed DE **Sterling Bailey**, LB **Riley Bullough**, RB **Russell Hansbrough**, FB **Austin Johnson**, S **Isaiah Johnson**, OL **Mike Liedtke**, T **Marquis Lucas**, WR **Freddie Martino**, CB **Jonathan Moxey**, LB **Eric Nzeocha** and WR **Bobo Wilson** to the practice squad.

**September 4** – Signed LS **Garrison Sanborn** and S **T.J. Ward**. Placed QB **Ryan Griffin** on Injured Reserve.

**September 5** – Signed DL **Will Clarke**. Waived DL **Channing Ward**.

**September 6** – Signed T **Justin Murray** to practice squad. Placed T **Marquis Lucas** on Practice Squad Injured Reserve.

**September 14** – Signed DL **Channing Ward** to practice squad. Released DL **Sterling Bailey** from practice squad.

**September 19** – Signed CB **David Rivers** to practice squad. Released CB **Jonathan Moxey** from practice squad.



## TAMPA BAY BUCCANEERS' 2017 PERSONNEL LOG

(By Player and Coach)

**Abdesmad, Mehdi ..... DE**  
August 28 Signed contract  
September 2 Waived

**Adjei-Barimah, Jude ..... CB**  
April 17 Signed ERFA contract  
August 22 Waived (injured)

**Aguayo, Roberto ..... K**  
August 12 Waived

**Albrecht, Austin ..... T**  
August 19 Signed contract  
August 20 Waived

**Allen, Josh ..... OL**  
January 2 Signed contract  
September 2 Waived

**Auclair, Antony ..... TE**  
May 1 Signed contract

**Bailey, Sterling ..... DE**  
May 31 Signed contract  
September 2 Waived  
September 3 Signed to practice squad  
September 14 Released from practice squad

**Baker, Chris ..... DT**  
March 9 Signed contract

**Barnes, Tavaris ..... DE**  
May 31 Signed contract  
September 2 Waived

**Barnett, Deondre ..... DE**  
May 1 Signed contract  
May 31 Waived

**Beckwith, Kendell ..... LB**  
May 23 Signed contract

**Brate, Cam ..... TE**  
April 17 Signed ERFA contract

**Breyer, Danny ..... Defensive Assistant**  
February 14 Named defensive assistant

**Brown, Richie ..... LB**  
May 1 Signed contract  
September 2 Waived

**Bullough, Riley ..... LB**  
May 1 Signed contract  
September 2 Waived  
September 3 Signed to practice squad

**Cartwright, Kivon ..... TE**  
January 4 Signed contract  
May 1 Waived

**Cherilus, Gosder ..... T**  
March 16 Announced retirement

**Clarke, Will ..... DL**  
September 5 Signed contract

**Conte, Chris ..... S**  
March 9 Signed contract

**Cooper, Mariel ..... CB**  
August 20 Signed contract  
September 2 Waived

**Dellenbach, Dax ..... LS**  
February 7 Signed contract  
May 10 Waived

**DePaola, Andrew** ..... **LS**  
August 22 Signed contract  
September 1 Released

**Dye, Donteea** ..... **WR**  
September 2 Waived

**Ekpe, Hendrick** ..... **DE**  
August 28 Signed contract  
September 2 Waived

**Evans, Justin** ..... **S**  
May 25 Signed contract

**Fitzpatrick, Ryan** ..... **QB**  
May 22 Signed contract

**Fleming, Maurice** ..... **CB**  
May 1 Signed contract  
August 19 Waived

**Folk, Nick** ..... **K**  
March 18 Signed contract

**Fulton, Skyler** ..... **Offensive Assistant**  
February 14 Named offensive assistant

**Gardner, Cole** ..... **T**  
May 1 Signed contract  
August 19 Waived

**Glanton, Adarius** ..... **LB**  
April 17 Signed ERFA contract

**Godwin, Chris** ..... **WR**  
June 1 Signed contract

**Gottschalk, Ben** ..... **C**  
May 1 Waived

**Gray, Alex** ..... **S**  
May 1 Signed contract  
July 30 Waived

**Greene, Brett** ..... **Director of Video**  
February 21 Named director of video

**Griffin, Ryan** ..... **QB**  
April 17 Signed RFA contract  
August 30 Signed contract extension  
September 4 Placed on Injured Reserve

**Grossi, Zack** ..... **Offensive Quality Control**  
February 14 Named offensive quality control

**Hansbrough, Russell** ..... **RB**  
September 2 Waived  
September 3 Signed to practice squad

**Harris, Vernon** ..... **CB**  
August 19 Signed contract  
September 2 Waived

**Harrison, Jarvis** ..... **G**  
January 5 Signed contract  
September 2 Waived

**Hawley, Joe** ..... **C**  
March 15 Signed contract

**Hicks, Quayvon** ..... **RB**  
January 10 Signed contract  
August 20 Waived

**Hill, Shaq** ..... **WR**  
August 2 Signed contract  
September 2 Waived

**Hocker, Zach** ..... **K**  
August 13 Signed contract

**Howard, O.J.** ..... **TE**  
May 22 Signed contract

**Huff, Josh** ..... **WR**  
September 2 Waived

**Huff, Marqueston** ..... **S**  
July 30 Signed contract  
September 2 Waived

**Humphries, Adam** ..... **WR**  
April 17 Signed ERFA contract

**Jackson, DeSean** ..... **WR**  
March 9 Signed contract

**Johnson, Austin** ..... **FB**  
January 2 Signed contract  
September 2 Waived  
September 3 Signed to practice squad

**Johnson, George** ..... **DE**  
September 1 Released

**Johnson, Isaiah** ..... **S**  
January 2 Signed contract  
September 2 Waived  
September 3 Signed to practice squad

**Kirven, Korren** ..... **T**  
May 1 Signed contract  
September 2 Waived

**Knox, Jeff** ..... **LB**  
September 2 Waived

**Lambert, DaVonte** ..... **DL**  
September 1 Placed on Injured Reserve

**Liedtke, Mike** ..... **OL**  
January 2 Signed contract  
September 2 Waived  
September 3 Signed to practice squad

**Liufau, Sefo** ..... **QB**  
May 1 Signed contract  
September 2 Waived (Injured)

**Lucas, Marquis** ..... **T**  
August 20 Awarded off of waivers (ATL)  
September 2 Waived  
September 3 Signed to practice squad  
September 6 Placed on Practice Squad Injured Reserve

**Lunsford, John** ..... **K**  
January 2 Signed contract  
March 22 Waived

**Mabin, Greg** ..... **CB**  
May 1 Signed contract  
May 8 Waived

**Magloire, Paul** ..... **LB**  
May 1 Signed contract  
May 31 Waived

**Martin, Doug** ..... **RB**  
July 26 Placed on Reserve/Suspended list.

**Martino, Freddie** ..... **WR**  
April 17 Signed ERFA contract  
September 2 Waived  
September 3 Signed to practice squad

**McClain, Robert** ..... **CB**  
May 10 Signed contract

**McNichols, Jeremy** ..... **RB**  
May 23 Signed contract  
September 2 Waived

**Moxey, Jonathan** ..... **CB**  
May 1 Signed contract  
September 2 Waived  
September 3 Signed to practice squad  
September 19 Released from practice squad



**Murray, Justin** ..... **T**  
September 6 Signed to practice squad

**Nzeocha, Eric** ..... **LB**  
May 30 Signed contract  
September 2 Waived  
September 3 Signed to practice squad

**Panfil, Evan**..... **DE**  
May 11 Signed contract  
July 28 Waived

**Perkins, Anthony** ..... **Assistant to the Head Coach**  
February 14 Named assistant to the head coach

**Renfree, Sean** ..... **QB**  
January 30 Signed contract  
May 22 Waived

**Riggs, Cody** ..... **CB**  
January 2 Signed contract  
September 2 Waived

**Rivers, David** ..... **CB**  
September 19 Signed to practice squad

**Robinson, Josh** ..... **CB**  
March 12 Signed contract

**Rodgers, Jacquizz** ..... **RB**  
March 9 Signed contract

**Sanborn, Garrison** ..... **LS**  
March 14 Signed contract  
September 2 Released  
September 4 Signed contract

**Seales, Jhajuan** ..... **WR**  
July 30 Signed contract  
August 2 Waived

**Siliga, Sealver**..... **WR**  
March 11 Signed contract

**Sims, Blake**..... **RB**  
January 2 Signed contract  
August 28 Waived

**Smith, Alex** ..... **Pro Scout**  
February 14 Named pro scout

**Smith, Jacques**..... **DE**  
May 22 Signed RFA contract  
July 26 Placed on Active/PUP list.

**Smith, Mike** ..... **Defensive Coordinator**  
January 13 Signed contract

**Sperbeck, Thomas** ..... **WR**  
May 1 Signed contract  
July 30 Waived

**Steele, Ben**..... **Tight Ends Coach**  
February 7 Named tight ends coach

**Stone, James**..... **G**  
January 20 Signed contract  
September 2 Waived

**Trattou, Justin** ..... **DE**  
July 28 Signed contract  
August 28 Placed on Injured Reserve

**Tu'ikolovatu, Stevie** ..... **DT**  
May 23 Signed contract  
September 1 Placed on Injured Reserve

**Verner, Alterraun**..... **CB**  
February 23 Released

**Walker, Derel** ..... **TE**  
January 2 Signed contract  
September 2 Waived

<b>Ward, Channing .....</b>	<b>DL</b>
September 5	Waived
September 14	Signed to practice squad
<b>Ward, T.J.....</b>	<b>S</b>
September 4	Signed contract
<b>Westbrook, Tevin .....</b>	<b>TE</b>
January 2	Signed contract
September 2	Waive
<b>Wilcox, J.J. ....</b>	<b>S</b>
March 11	Signed contract
September 3	Traded to PIT
<b>Wilson, Bobo.....</b>	<b>WR</b>
May 1	Signed contract
September 2	Waived
September 3	Signed to practice squad